

**Georgia Births**  
**Vital Statistics Report – 1989**

(Also includes Marriage and Divorce)

Volume One

- Joe Frank Harris, Governor
- James G. Ledbetter, Ph.D.  
Commissioner, Georgia Department of Human Resources
- James W. Alley, M.D., M.P.H.  
Director, Division of Public Health

Published November 1990



VOLUME ONE

This volume is dedicated to the people who contributed to its production, including private and public medical staff, funeral directors, coroners, attorneys, elected officials, county and state public employees; and is especially dedicated to the citizens of Georgia.

Editor: Michael R. Lavoie

Contributors: Scott Cathey  
Susan Deaver  
David Searcy  
Tracie Whitus  
G. E. Alan Dever, Consultant

Published by: Vital Records and Health Statistics  
Suite 200, 878 Peachtree St., NE  
Atlanta, Georgia 30309

November 1990

1989 Companion Publications:

-Georgia Mortality Vital Statistics Report - 1989  
Volume Two

-Georgia Population Estimates Used To Determine Vital  
Statistics - 1989  
Volume Three

11  
12  
13  
14  
15  
16  
17  
18  
19  
20  
21  
22  
23  
24  
25  
26  
27  
28  
29  
30  
31  
32  
33  
34  
35  
36  
37  
38  
39  
40  
41  
42  
43  
44  
45  
46  
47  
48  
49  
50  
51  
52  
53  
54  
55  
56  
57  
58  
59  
60  
61  
62  
63  
64  
65  
66  
67  
68  
69  
70  
71  
72  
73  
74  
75  
76  
77  
78  
79  
80  
81  
82  
83  
84  
85  
86  
87  
88  
89  
90  
91  
92  
93  
94  
95  
96  
97  
98  
99  
100  
101  
102  
103  
104  
105  
106  
107  
108  
109  
110  
111  
112  
113  
114  
115  
116  
117  
118  
119  
120  
121  
122  
123  
124  
125  
126  
127  
128  
129  
130  
131  
132  
133  
134  
135  
136  
137  
138  
139  
140  
141  
142  
143  
144  
145  
146  
147  
148  
149  
150  
151  
152  
153  
154  
155  
156  
157  
158  
159  
160  
161  
162  
163  
164  
165  
166  
167  
168  
169  
170  
171  
172  
173  
174  
175  
176  
177  
178  
179  
180  
181  
182  
183  
184  
185  
186  
187  
188  
189  
190  
191  
192  
193  
194  
195  
196  
197  
198  
199  
200  
201  
202  
203  
204  
205  
206  
207  
208  
209  
210  
211  
212  
213  
214  
215  
216  
217  
218  
219  
220  
221  
222  
223  
224  
225  
226  
227  
228  
229  
230  
231  
232  
233  
234  
235  
236  
237  
238  
239  
240  
241  
242  
243  
244  
245  
246  
247  
248  
249  
250  
251  
252  
253  
254  
255  
256  
257  
258  
259  
260  
261  
262  
263  
264  
265  
266  
267  
268  
269  
270  
271  
272  
273  
274  
275  
276  
277  
278  
279  
280  
281  
282  
283  
284  
285  
286  
287  
288  
289  
290  
291  
292  
293  
294  
295  
296  
297  
298  
299  
300  
301  
302  
303  
304  
305  
306  
307  
308  
309  
310  
311  
312  
313  
314  
315  
316  
317  
318  
319  
320  
321  
322  
323  
324  
325  
326  
327  
328  
329  
330  
331  
332  
333  
334  
335  
336  
337  
338  
339  
340  
341  
342  
343  
344  
345  
346  
347  
348  
349  
350  
351  
352  
353  
354  
355  
356  
357  
358  
359  
360  
361  
362  
363  
364  
365  
366  
367  
368  
369  
370  
371  
372  
373  
374  
375  
376  
377  
378  
379  
380  
381  
382  
383  
384  
385  
386  
387  
388  
389  
390  
391  
392  
393  
394  
395  
396  
397  
398  
399  
400  
401  
402  
403  
404  
405  
406  
407  
408  
409  
410  
411  
412  
413  
414  
415  
416  
417  
418  
419  
420  
421  
422  
423  
424  
425  
426  
427  
428  
429  
430  
431  
432  
433  
434  
435  
436  
437  
438  
439  
440  
441  
442  
443  
444  
445  
446  
447  
448  
449  
450  
451  
452  
453  
454  
455  
456  
457  
458  
459  
460  
461  
462  
463  
464  
465  
466  
467  
468  
469  
470  
471  
472  
473  
474  
475  
476  
477  
478  
479  
480  
481  
482  
483  
484  
485  
486  
487  
488  
489  
490  
491  
492  
493  
494  
495  
496  
497  
498  
499  
500  
501  
502  
503  
504  
505  
506  
507  
508  
509  
510  
511  
512  
513  
514  
515  
516  
517  
518  
519  
520  
521  
522  
523  
524  
525  
526  
527  
528  
529  
530  
531  
532  
533  
534  
535  
536  
537  
538  
539  
540  
541  
542  
543  
544  
545  
546  
547  
548  
549  
550  
551  
552  
553  
554  
555  
556  
557  
558  
559  
560  
561  
562  
563  
564  
565  
566  
567  
568  
569  
570  
571  
572  
573  
574  
575  
576  
577  
578  
579  
580  
581  
582  
583  
584  
585  
586  
587  
588  
589  
590  
591  
592  
593  
594  
595  
596  
597  
598  
599  
600  
601  
602  
603  
604  
605  
606  
607  
608  
609  
610  
611  
612  
613  
614  
615  
616  
617  
618  
619  
620  
621  
622  
623  
624  
625  
626  
627  
628  
629  
630  
631  
632  
633  
634  
635  
636  
637  
638  
639  
640  
641  
642  
643  
644  
645  
646  
647  
648  
649  
650  
651  
652  
653  
654  
655  
656  
657  
658  
659  
660  
661  
662  
663  
664  
665  
666  
667  
668  
669  
670  
671  
672  
673  
674  
675  
676  
677  
678  
679  
680  
681  
682  
683  
684  
685  
686  
687  
688  
689  
690  
691  
692  
693  
694  
695  
696  
697  
698  
699  
700  
701  
702  
703  
704  
705  
706  
707  
708  
709  
710  
711  
712  
713  
714  
715  
716  
717  
718  
719  
720  
721  
722  
723  
724  
725  
726  
727  
728  
729  
730  
731  
732  
733  
734  
735  
736  
737  
738  
739  
740  
741  
742  
743  
744  
745  
746  
747  
748  
749  
750  
751  
752  
753  
754  
755  
756  
757  
758  
759  
760  
761  
762  
763  
764  
765  
766  
767  
768  
769  
770  
771  
772  
773  
774  
775  
776  
777  
778  
779  
780  
781  
782  
783  
784  
785  
786  
787  
788  
789  
790  
791  
792  
793  
794  
795  
796  
797  
798  
799  
800  
801  
802  
803  
804  
805  
806  
807  
808  
809  
810  
811  
812  
813  
814  
815  
816  
817  
818  
819  
820  
821  
822  
823  
824  
825  
826  
827  
828  
829  
830  
831  
832  
833  
834  
835  
836  
837  
838  
839  
840  
841  
842  
843  
844  
845  
846  
847  
848  
849  
850  
851  
852  
853  
854  
855  
856  
857  
858  
859  
860  
861  
862  
863  
864  
865  
866  
867  
868  
869  
870  
871  
872  
873  
874  
875  
876  
877  
878  
879  
880  
881  
882  
883  
884  
885  
886  
887  
888  
889  
890  
891  
892  
893  
894  
895  
896  
897  
898  
899  
900  
901  
902  
903  
904  
905  
906  
907  
908  
909  
910  
911  
912  
913  
914  
915  
916  
917  
918  
919  
920  
921  
922  
923  
924  
925  
926  
927  
928  
929  
930  
931  
932  
933  
934  
935  
936  
937  
938  
939  
940  
941  
942  
943  
944  
945  
946  
947  
948  
949  
950  
951  
952  
953  
954  
955  
956  
957  
958  
959  
960  
961  
962  
963  
964  
965  
966  
967  
968  
969  
970  
971  
972  
973  
974  
975  
976  
977  
978  
979  
980  
981  
982  
983  
984  
985  
986  
987  
988  
989  
990  
991  
992  
993  
994  
995  
996  
997  
998  
999  
1000

## TABLE OF CONTENTS

|  | <u>Page</u> |
|--|-------------|
| CONTRIBUTORS.....  | ii          |
| TABLE OF CONTENTS.....                                   | iii         |
| LIST OF FIGURES.....                                     | iv          |
| INTRODUCTION.....  | 1           |
| DEFINITIONS.....   | 6           |
| FORMULAS USED IN THIS VOLUME.....                        | 7           |
| MAP, GEORGIA HEALTH DISTRICT-UNITS.....                  | 9           |
| AVERAGE DAILY EVENTS.....                                | 10          |
| STATE TABLES.....  | 11          |
| DHR HEALTH DISTRICT TABLES.....                          | 15          |
| METROPOLITAN STATISTICAL AREA (MSA) TABLES.....          | 37          |
| COUNTY TABLES.....                                       | 49          |
| CITY TABLES.....   | 211         |
| HISPANIC STATE TABLES.....                               | 287         |
| HISPANIC DHR HEALTH DISTRICT TABLES.....                 | 291         |
| HISPANIC METROPOLITAN STATISTICAL AREA (MSA) TABLES..... | 313         |
| MOST FREQUENTLY USED FIRST NAMES IN 1989.....            | 327         |





## LIST OF FIGURES

|  |     |
|--|-----|
| MAP, GEORGIA . . . . .                                   | 9   |
| AVERAGE DAILY EVENTS OCCURRING IN 1989 . . . . .         | 10  |
| NUMBER OF LIVE BIRTHS, 1980 - 1989 . . . . .             | 14  |
| PERCENT VLBW <1500 GRAMS, 1980 - 1989 . . . . .          | 36  |
| MARRIAGE AND DIVORCE RATES, 1980 - 1989 . . . . .        | 210 |
| NUMBER OF SPONTANEOUS ABORTIONS, 1980 - 1989 . . . . .   | 290 |
| TOTAL NUMBER OF INDUCED ABORTIONS, 1980 - 1989 . . . . . | 312 |

11  
12  
13  
14  
15  
16  
17  
18  
19  
20  
21  
22  
23  
24  
25  
26  
27  
28  
29  
30  
31  
32  
33  
34  
35  
36  
37  
38  
39  
40  
41  
42  
43  
44  
45  
46  
47  
48  
49  
50  
51  
52  
53  
54  
55  
56  
57  
58  
59  
60  
61  
62  
63  
64  
65  
66  
67  
68  
69  
70  
71  
72  
73  
74  
75  
76  
77  
78  
79  
80  
81  
82  
83  
84  
85  
86  
87  
88  
89  
90  
91  
92  
93  
94  
95  
96  
97  
98  
99  
100



## INTRODUCTION

This publication is the 70th production of Vital Statistics Data of the State of Georgia. The 1989 data set is divided into three volumes: Births, Mortality, and Population. Their purpose is to serve as a reference source to provide vital statistics information to public and private individuals, institutions, and agencies involved with Health Services; especially the analysis, planning and evaluation of public health service delivery for Georgia citizens.

The tables in this volume reflect annual frequencies and rates of vital events for the states' residents (except as noted) by state, health district, metropolitan statistical area, county and city.

The Office of Planning and Budget's civilian, non-institutional population projections used for some rates, were adjusted by adding a resident military component and a resident student percentage. The population projections are produced to allow the reader to compute rates not represented in this volume. The reader must note, however, that there have been substantial changes in some county populations. In 1986, OPB re-calculated population estimates through 1990. The rates shown in this volume, therefore, may vary slightly from previous publications or other projections due to these changes. Also, there have been substantial population shifts in some counties in Georgia since the 1980 census, however, we feel the rates shown in this volume are

consistent with previous year rates.

Other vital statistics data not presented in the publication are available upon request, but may require a production fee. Send all statistical requests to:

Vital Records and Health Statistics  
878 Peachtree Street, NE, Suite 200  
Atlanta, Georgia 30309

We trust the information provided in this volume will prove helpful. Comments or suggestions regarding this publication are welcome.

This report includes 1989 Georgia resident data taken from death certificates received in the State Vital Records office by June 30, 1990. The figures and rates reflect data from the vital events as shown in the tables. Any differences between the "Total" and "Race Totals" is accounted for by "Other" races. All races are included in the "Total" category.

#### INFANT MORTALITY

The assignment of infant mortality frequencies and rates is mainly determined by the mother's residence as shown on the matching Certificate of Live Birth. Infant deaths occurring to resident military personnel are included.

The following methodology is employed to assign infant deaths to the most appropriate counties in Georgia. Each infant death record, and the corresponding birth record, is reviewed to determine the most reliable statistical county of residence assignment. However, several types of infant death record matches may occur during the year. Each process is detailed below.

Type (1) The majority of infant deaths occur in the same county where the infant was born. This usually means that the county of residence is the same on both certificates.

Example: The death certificate shows Fulton County as the residence. The birth certificate shows mother's residence as Fulton County. This infant death is coded to Fulton County (code 060) shown on the death

certificate. The matched infant death and birth record is sent to District 3 Unit 2 (Fulton).

Type (2) A small number of matched records show different counties of residence on matched certificates. The records are queried back to the appropriate local registrar to determine if the county of residence shown is correct on each record. If the indicated residences are actually different, the infant death is statistically assigned to the mother's county of residence shown on the birth certificate.

Example: An infant death certificate shows Fulton County (code 060) as the residence but the birth record indicates Dekalb County (code 044). The statistical computer file is changed to reflect code 044 and the matched set of records is sent to Dekalb County.

Type (3) Some infant deaths (or births) occur to Georgia residents in other states (mostly in Florida, Alabama, Tennessee, North Carolina and South Carolina).

Example: An infant death occurs to a Georgia resident in Alabama. A copy of an Alabama death certificate is received in the state vital records office showing Muscogee County as residence. (There is an interstate exchange agreement for vital records between all states). The Georgia matching birth certificate shows Muscogee County as the mother's residence.

The same method of assignment is followed in this case as in Type 1 above. The infant death is assigned to Muscogee County, District 7 (Columbus). If the matching Georgia birth record showed a different county of residence than the death, for example Glynn County, then the assignment process would follow as in Type 2 above. In this case the infant death would be assigned to Glynn County, District 9-3 (Brunswick) and the matched set of records sent there.

Type 4 If a Georgia resident is shown on an out-of-state (non-Georgia) death record and no Georgia birth record can be found to match it, the assignment of the infant death will be to the county of residence shown on the death record.

Example: A copy of a South Carolina death certificate is received in the state office showing Richmond County as residence. No Georgia birth record is found or South Carolina birth recorded. This infant death is assigned to Richmond County, District 6 (Augusta) and the copy sent to this district.

Type 1 through 4 procedures account for close to all infant deaths occurring to residents of Georgia. (All of the counted infant deaths are to residents of Georgia, not to residents of other states).

## DEFINITIONS

|                                    |  |
|------------------------------------|--|
| Population                         | Office of Planning and Budget (OPB) civilian, non-institutional projections including an estimated resident military component for appropriate counties, plus a resident student percentage. |
| Race                               | Race classifications are tabulated by white and black categories as stated on vital records. "Other" or unknown races are included in the total category.                                    |
| Live birth to an unwed mother      | A live birth to a stated unmarried female or to one who did not state marital status and no father's name appears on the birth certificate.  |
| Low birth weight                   | A live birth with a weight less than 2,500 grams.  |
| Very low birth weight.             | A live birth with a weight of less than 1,500 grams.   |
| Spontaneous abortion or stillbirth | Pregnancy resulting in other than live birth or induced abortion.  |
| Induced abortion                   | The purposeful interruption of pregnancy with the intent to produce other than a live infant or to remove a dead fetus.  |
| Infant mortality                   | A death occurring to an infant less than one year of age.  |
| Neonatal mortality                 | A death occurring to an infant less than 28 days of live.  |
| Postneonatal mortality             | A death occurring to an infant 28 days or more, but less than one year of age.   |
| Maternal mortality                 | A death resulting from complications of pregnancy, childbirth, or puerperium.  |
| Total conceptions                  | All live births, plus all induced abortions, plus all spontaneous abortions or stillbirths.  |

## FORMULAS USED IN THIS VOLUME

|   |  |
|---|--|
| Crude Birth Rate                              | $\frac{\text{Total live births}}{\text{Total population}} \times 1,000$  |
| Age-specific fertility rate                   | $\frac{\text{Total live births in age group}}{\text{Total female population in age group}} \times 1,000$               |
| Crude live birth rate to unwed mothers        | $\frac{\text{Total live births to unwed mothers}}{\text{Total female population (15-44)}} \times 1,000$                |
| Age-specific live birth rate to unwed mothers | $\frac{\text{Total live births to unwed mothers in age group}}{\text{Total female population age group}} \times 1,000$ |
| Percent of live births by birthweight         | $\frac{\text{Total live births in weight group}}{\text{Total live births}} \times 100$                                 |
| Percent of out-of-hospital live births        | $\frac{\text{Total out-of-hospital live births}}{\text{Total live births}} \times 100$                                 |
| Crude spontaneous abortion rate               | $\frac{\text{Total spontaneous abortions}}{\text{Total female population (15-44)}} \times 1,000$                       |
| Age-specific spontaneous abortion rate        | $\frac{\text{Spontaneous abortions in age group}}{\text{Total female population in age group}} \times 1,000$           |
| Crude induced abortion rate                   | $\frac{\text{Total induced abortions}}{\text{Total female population (15-44)}} \times 1,000$                           |
| Age-specific induced abortion rate            | $\frac{\text{Induced abortions in age group}}{\text{Total female population in age group}} \times 1,000$               |
| Crude mortality rate                          | $\frac{\text{Total deaths}}{\text{Total population}} \times 1,000$   |
| Infant mortality rate                         | $\frac{\text{Total infant deaths}}{\text{Total live births}} \times 1,000$   |
| Neonatal mortality rate                       | $\frac{\text{Total infant deaths <28 days}}{\text{Total live births}}$   |
| Postneonatal mortality rate                   | $\frac{\text{Total infant deaths 28 days to <1 year}}{\text{Total live births}} \times 1,000$                          |
| Life-state-specific mortality rate            | $\frac{\text{Total deaths in life stage}}{\text{Total population in life state}} \times 100,000$                       |
| Cause-specific mortality rate                 | $\frac{\text{Total deaths from specific cause}}{\text{Total population}} \times 100,000$                               |
| Marriage rate                                 | $\frac{\text{Total marriages}}{\text{Total population}} \times 1,000$  |



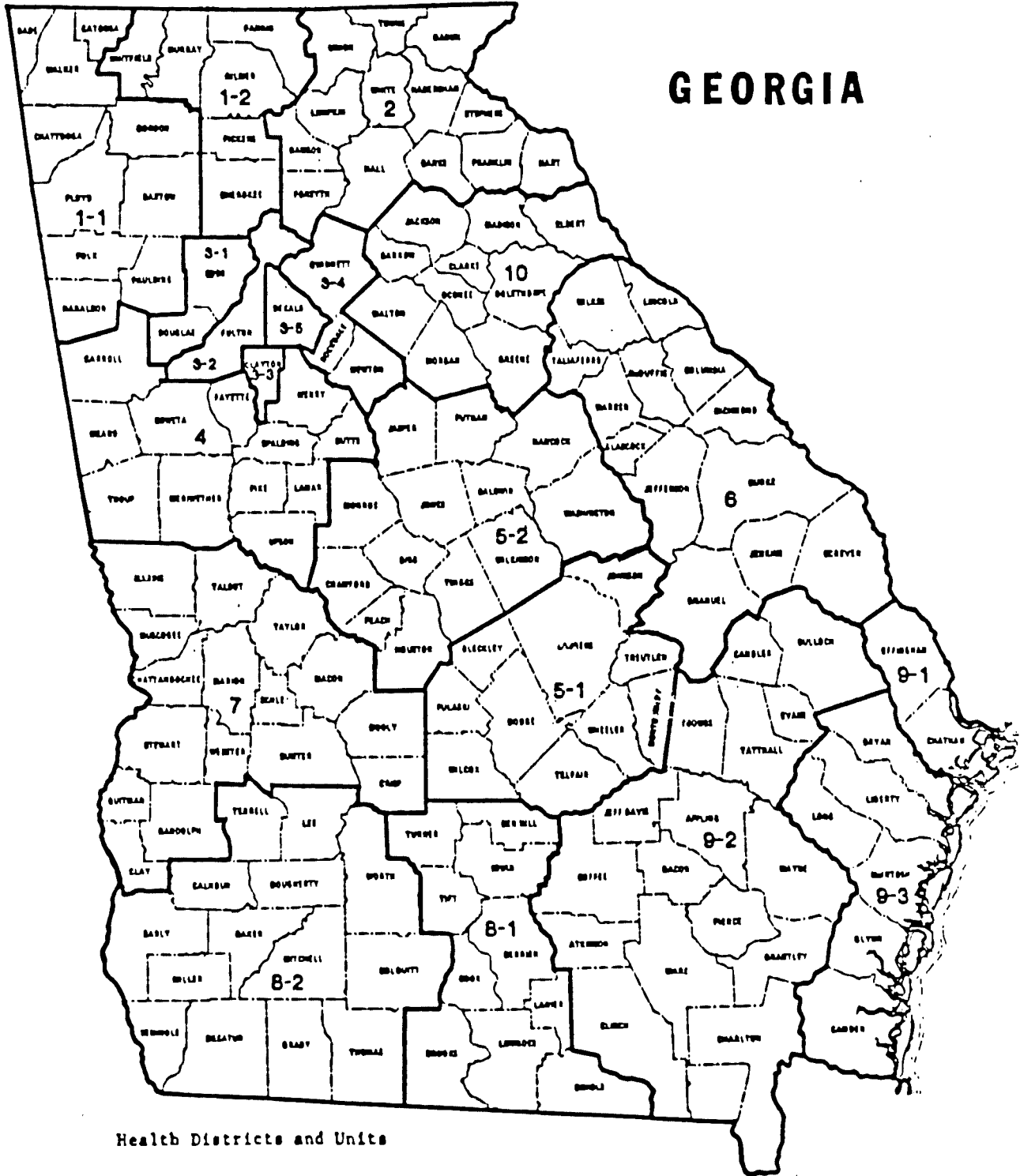
Divorce rate

$$\frac{\text{Total divorces} \times 1,000}{\text{Total population}}$$

NOTE: Events indicating unknown in some categories are assigned to the group of events showing the largest number of occurrences.

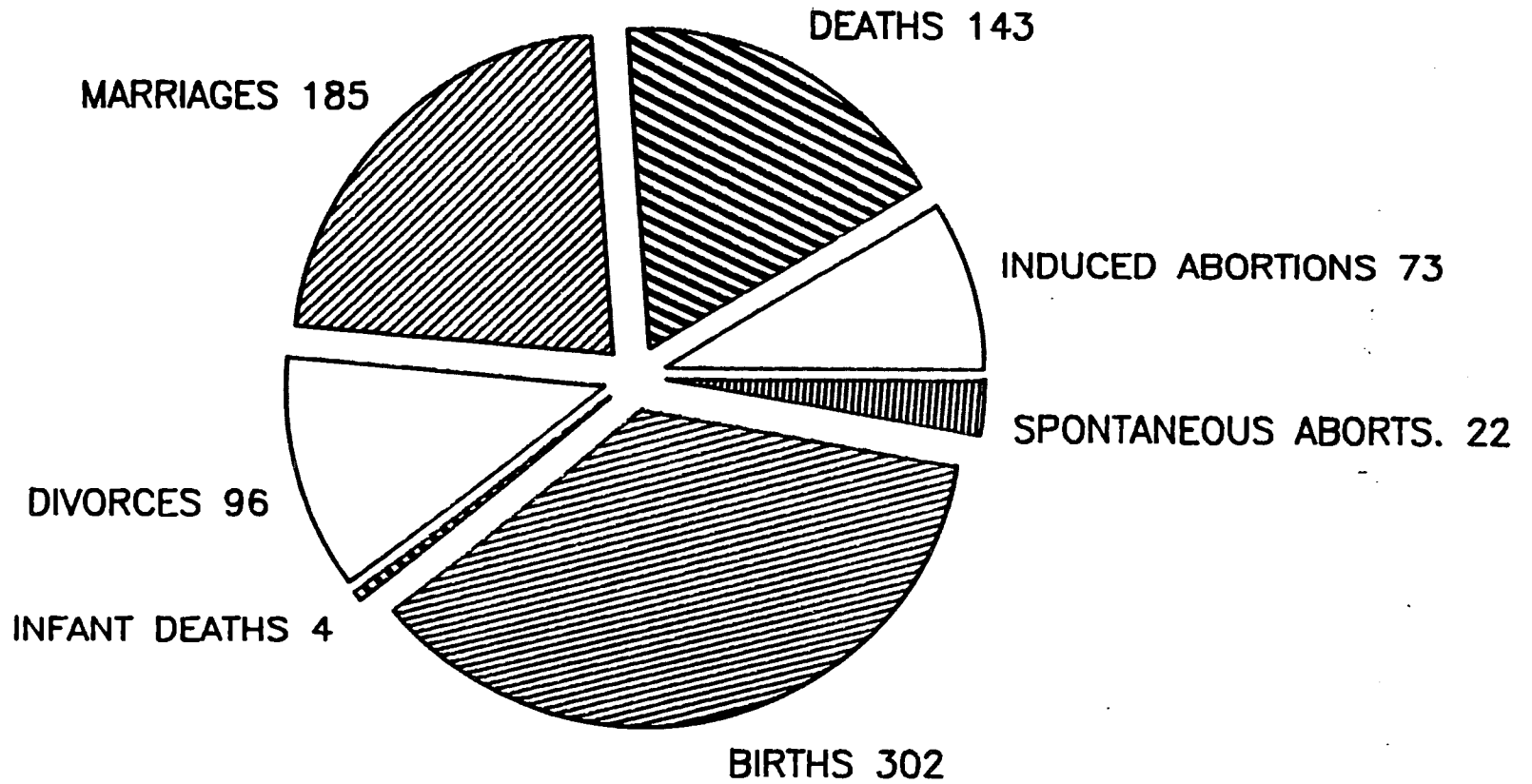
NOTE: Hispanic tables show only frequencies of events, with no rates figures; zeroes entered in the rate columns are not valid rates.


# GEORGIA



Health Districts and Units

# AVERAGE DAILY VITAL EVENTS OCCURRING IN 1989



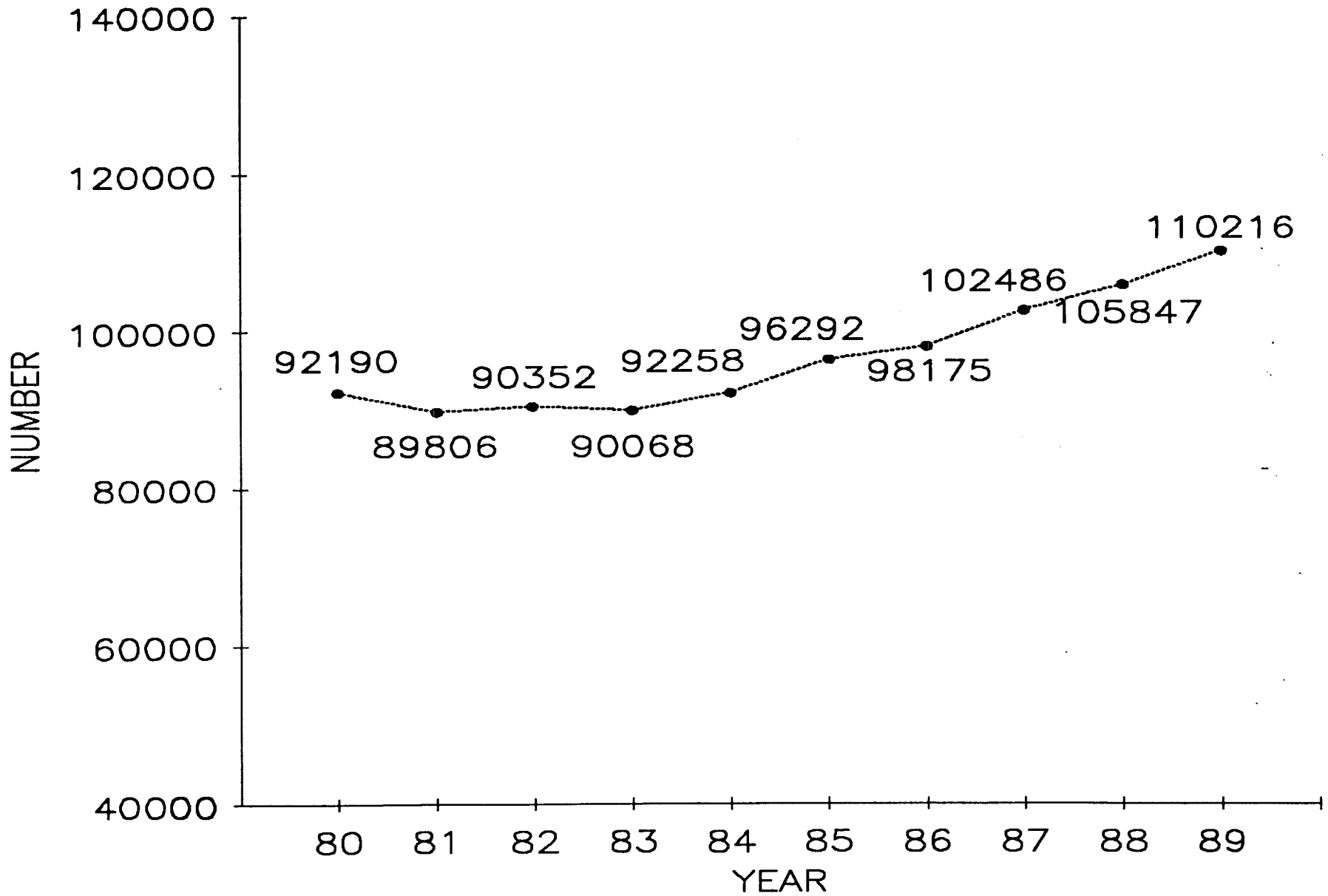


11  
12  
13  
14  
15  
16  
17  
18  
19  
20  
21  
22  
23  
24  
25  
26  
27  
28  
29  
30  
31  
32  
33  
34  
35  
36  
37  
38  
39  
40  
41  
42  
43  
44  
45  
46  
47  
48  
49  
50  
51  
52  
53  
54  
55  
56  
57  
58  
59  
60  
61  
62  
63  
64  
65  
66  
67  
68  
69  
70  
71  
72  
73  
74  
75  
76  
77  
78  
79  
80  
81  
82  
83  
84  
85  
86  
87  
88  
89  
90  
91  
92  
93  
94  
95  
96  
97  
98  
99  
100


## SELECTED VITAL STATISTICS BY RACE, STATE OF GEORGIA, 1989

| ITEM                      | NUMBER     |         |         | RATE    |       |       |
|---------------------------|------------|---------|---------|---------|-------|-------|
|                           | Total      | White   | Black   | Total   | White | Black |
|                           | POPULATION | 6455383 | 4723478 | 1731905 | 0.0   | 0.0   |
| LIVE BIRTHS               | 110216     | 69302   | 39370   | 17.1    | 14.7  | 22.7  |
| 10-14                     | 579        | 125     | 451     | 2.1     | 0.7   | 5.1   |
| 15-17                     | 6941       | 3052    | 3857    | 38.8    | 25.2  | 66.7  |
| 18-19                     | 11158      | 5982    | 5111    | 91.9    | 72.9  | 130.1 |
| Age of Mother             |            |         |         |         |       |       |
| 20-24                     | 33245      | 19714   | 13234   | 109.9   | 94.3  | 141.7 |
| 25-29                     | 31984      | 21782   | 9614    | 109.9   | 106.4 | 111.4 |
| 30-34                     | 19033      | 13610   | 5036    | 69.6    | 66.8  | 72.0  |
| 35-39                     | 6373       | 4455    | 1764    | 29.5    | 26.9  | 34.9  |
| 40-44                     | 873        | 564     | 291     | 4.9     | 4.2   | 7.0   |
| >44                       | 30         | 18      | 12      | 0.2     | 0.1   | 0.3   |
| UNWED MOTHER BIRTH RATE   | 34946      | 9718    | 25083   | 22.4    | 8.7   | 57.1  |
| 10-14                     | 538        | 91      | 445     | 2.0     | 0.5   | 5.1   |
| 15-17                     | 5277       | 1517    | 3745    | 29.5    | 12.5  | 64.8  |
| 18-19                     | 6717       | 2099    | 4593    | 55.3    | 25.6  | 117.0 |
| Age of Mother             |            |         |         |         |       |       |
| 20-24                     | 12651      | 3443    | 9164    | 41.8    | 16.5  | 98.1  |
| 25-29                     | 6116       | 1583    | 4503    | 21.0    | 7.7   | 52.2  |
| 30-34                     | 2646       | 729     | 1904    | 9.7     | 3.6   | 27.2  |
| 35-39                     | 863        | 224     | 626     | 4.0     | 1.4   | 12.4  |
| 40-44                     | 131        | 31      | 97      | 0.7     | 0.2   | 2.3   |
| >44                       | 7          | 1       | 6       | 0.0     | 0.0   | 0.2   |
| % BIRTH WEIGHT (grams)    |            |         |         |         |       |       |
| <500                      | 181        | 62      | 116     | 0.2     | 0.1   | 0.3   |
| 500-1499                  | 1625       | 596     | 1019    | 1.5     | 0.9   | 2.6   |
| 1500-2499                 | 7405       | 3392    | 3945    | 6.7     | 4.9   | 10.0  |
| 2500-3999                 | 90325      | 56691   | 32260   | 82.0    | 81.8  | 81.9  |
| ≥4000                     | 10680      | 8561    | 2030    | 9.7     | 12.4  | 5.2   |
| % OUT OF HOSPITAL BIRTHS  | 855        | 414     | 423     | 0.8     | 0.6   | 1.1   |
| SPONTANEOUS ABORTION RATE | 7952       | 4775    | 3013    | 5.1     | 4.3   | 6.9   |
| 10-14                     | 55         | 16      | 39      | 0.2     | 0.1   | 0.4   |
| 15-17                     | 400        | 191     | 205     | 2.2     | 1.6   | 3.5   |
| 18-19                     | 689        | 369     | 314     | 5.7     | 4.5   | 8.0   |
| Age of Mother             |            |         |         |         |       |       |
| 20-24                     | 2133       | 1208    | 894     | 7.1     | 5.8   | 9.6   |
| 25-29                     | 2161       | 1381    | 736     | 7.4     | 6.7   | 8.5   |
| 30-34                     | 1554       | 977     | 531     | 5.7     | 4.8   | 7.6   |
| 35-39                     | 747        | 493     | 235     | 3.5     | 3.0   | 4.6   |
| 40-44                     | 206        | 136     | 58      | 1.2     | 1.0   | 1.4   |
| >44                       | 7          | 4       | 1       | 0.0     | 0.0   | 0.0   |
| INDUCED TERMINATION RATE  | 33800      | 18196   | 14343   | 21.7    | 16.2  | 32.7  |
| 10-14                     | 349        | 129     | 217     | 1.3     | 0.7   | 2.5   |
| 15-17                     | 3031       | 1723    | 1266    | 16.9    | 14.2  | 21.9  |
| 18-19                     | 4720       | 2809    | 1804    | 38.9    | 34.2  | 45.9  |
| Age of Recipient          |            |         |         |         |       |       |
| 20-24                     | 10930      | 5794    | 4827    | 36.1    | 27.7  | 51.7  |
| 25-29                     | 7707       | 3929    | 3399    | 26.5    | 19.2  | 39.4  |
| 30-34                     | 4411       | 2327    | 1843    | 16.1    | 11.4  | 26.4  |
| 35-39                     | 2142       | 1168    | 835     | 9.9     | 7.1   | 16.5  |
| 40-44                     | 479        | 300     | 140     | 2.7     | 2.2   | 3.4   |
| >44                       | 31         | 17      | 12      | 0.2     | 0.1   | 0.3   |
| MARRIAGES                 | 67400      | 51164   | 15522   | 10.4    | 10.8  | 9.0   |
| DIVORCES                  | 35178      | 26576   | 6575    | 5.4     | 5.6   | 3.8   |

# NUMBER OF LIVE BIRTHS 1980 - 1989







11  
12  
13  
14  
15  
16  
17  
18  
19  
20  
21  
22  
23  
24  
25  
26  
27  
28  
29  
30  
31  
32  
33  
34  
35  
36  
37  
38  
39  
40  
41  
42  
43  
44  
45  
46  
47  
48  
49  
50  
51  
52  
53  
54  
55  
56  
57  
58  
59  
60  
61  
62  
63  
64  
65  
66  
67  
68  
69  
70  
71  
72  
73  
74  
75  
76  
77  
78  
79  
80  
81  
82  
83  
84  
85  
86  
87  
88  
89  
90  
91  
92  
93  
94  
95  
96  
97  
98  
99  
100

## SELECTED VITAL STATISTICS BY RACE, BY DHR HEALTH DISTRICT, 1989

| ITEM                             | ROME (1-1)    |               |              |             |             |             |
|----------------------------------|---------------|---------------|--------------|-------------|-------------|-------------|
|                                  | NUMBER        |               |              | RATE        |             |             |
|                                  | Total         | White         | Black        | Total       | White       | Black       |
| <b>POPULATION</b>                | <b>397371</b> | <b>364673</b> | <b>32698</b> | <b>0.0</b>  | <b>0.0</b>  | <b>0.0</b>  |
| <b>LIVE BIRTHS</b>               | <b>6376</b>   | <b>5729</b>   | <b>627</b>   | <b>16.0</b> | <b>15.7</b> | <b>19.2</b> |
| 10-14                            | 23            | 14            | 9            | 1.4         | 0.9         | 5.0         |
| 15-17                            | 479           | 404           | 74           | 44.1        | 41.3        | 68.1        |
| 18-19                            | 830           | 722           | 108          | 127.0       | 122.7       | 165.4       |
| Age of Mother                    |               |               |              |             |             |             |
| 20-24                            | 2263          | 2007          | 253          | 139.6       | 135.8       | 176.2       |
| 25-29                            | 1748          | 1623          | 117          | 112.5       | 115.4       | 79.2        |
| 30-34                            | 791           | 733           | 52           | 51.4        | 51.5        | 44.6        |
| 35-39                            | 216           | 203           | 12           | 16.7        | 16.9        | 12.8        |
| 40-44                            | 26            | 23            | 2            | 2.3         | 2.2         | 2.5         |
| >44                              | 0             | 0             | 0            | 0.0         | 0.0         | 0.0         |
| <b>UNWED MOTHER BIRTH RATE</b>   | <b>1394</b>   | <b>955</b>    | <b>436</b>   | <b>15.7</b> | <b>11.8</b> | <b>57.7</b> |
| 10-14                            | 19            | 10            | 9            | 1.1         | 0.7         | 5.0         |
| 15-17                            | 251           | 179           | 71           | 23.1        | 18.3        | 65.3        |
| 18-19                            | 321           | 229           | 92           | 49.1        | 38.9        | 140.9       |
| Age of Mother                    |               |               |              |             |             |             |
| 20-24                            | 503           | 335           | 167          | 31.0        | 22.7        | 116.3       |
| 25-29                            | 207           | 140           | 67           | 13.3        | 10.0        | 45.4        |
| 30-34                            | 81            | 56            | 24           | 5.3         | 3.9         | 20.6        |
| 35-39                            | 10            | 5             | 5            | 0.8         | 0.4         | 5.3         |
| 40-44                            | 2             | 1             | 1            | 0.2         | 0.1         | 1.2         |
| >44                              | 0             | 0             | 0            | 0.0         | 0.0         | 0.0         |
| <b>% BIRTH WEIGHT (grams)</b>    |               |               |              |             |             |             |
| <500                             | 8             | 5             | 2            | 0.1         | 0.1         | 0.3         |
| 500-1499                         | 79            | 67            | 12           | 1.2         | 1.2         | 1.9         |
| 1500-2499                        | 431           | 347           | 82           | 6.8         | 6.1         | 13.1        |
| 2500-3999                        | 5218          | 4686          | 516          | 81.8        | 81.8        | 82.3        |
| ≥4000                            | 640           | 624           | 15           | 10.0        | 10.9        | 2.4         |
| <b>% OUT OF HOSPITAL BIRTHS</b>  | <b>36</b>     | <b>32</b>     | <b>3</b>     | <b>0.6</b>  | <b>0.6</b>  | <b>0.5</b>  |
| <b>SPONTANEOUS ABORTION RATE</b> | <b>313</b>    | <b>266</b>    | <b>37</b>    | <b>3.5</b>  | <b>3.3</b>  | <b>4.9</b>  |
| 10-14                            | 1             | 0             | 1            | 0.1         | 0.0         | 0.6         |
| 15-17                            | 18            | 14            | 4            | 1.7         | 1.4         | 3.7         |
| 18-19                            | 34            | 29            | 4            | 5.2         | 4.9         | 6.1         |
| Age of Mother                    |               |               |              |             |             |             |
| 20-24                            | 109           | 91            | 17           | 6.7         | 6.2         | 11.8        |
| 25-29                            | 82            | 74            | 3            | 5.3         | 5.3         | 2.0         |
| 30-34                            | 45            | 36            | 7            | 2.9         | 2.5         | 6.0         |
| 35-39                            | 19            | 17            | 1            | 1.5         | 1.4         | 1.1         |
| 40-44                            | 5             | 5             | 0            | 0.4         | 0.5         | 0.0         |
| >44                              | 0             | 0             | 0            | 0.0         | 0.0         | 0.0         |
| <b>INDUCED TERMINATION RATE</b>  | <b>1257</b>   | <b>1077</b>   | <b>145</b>   | <b>14.2</b> | <b>13.3</b> | <b>19.2</b> |
| 10-14                            | 17            | 12            | 5            | 1.0         | 0.8         | 2.8         |
| 15-17                            | 172           | 143           | 26           | 15.8        | 14.6        | 23.9        |
| 18-19                            | 227           | 206           | 16           | 34.7        | 35.0        | 24.5        |
| Age of Recipient                 |               |               |              |             |             |             |
| 20-24                            | 403           | 335           | 57           | 24.9        | 22.7        | 39.7        |
| 25-29                            | 229           | 205           | 20           | 14.7        | 14.6        | 13.5        |
| 30-34                            | 131           | 113           | 11           | 8.5         | 7.9         | 9.4         |
| 35-39                            | 63            | 51            | 7            | 4.9         | 4.3         | 7.5         |
| 40-44                            | 14            | 11            | 3            | 1.2         | 1.0         | 3.7         |
| >44                              | 1             | 1             | 0            | 0.1         | 0.1         | 0.0         |
| <b>MARRIAGES</b>                 | <b>8274</b>   | <b>7654</b>   | <b>582</b>   | <b>20.8</b> | <b>21.0</b> | <b>17.8</b> |
| <b>DIVORCES</b>                  | <b>2410</b>   | <b>2219</b>   | <b>127</b>   | <b>6.1</b>  | <b>6.1</b>  | <b>3.9</b>  |

## SELECTED VITAL STATISTICS BY RACE, BY DHR HEALTH DISTRICT, 1989

| ITEM                             | DALTON (1-2) |        |       |       |       |       |
|----------------------------------|--------------|--------|-------|-------|-------|-------|
|                                  | NUMBER       |        |       | RATE  |       |       |
|                                  | Total        | White  | Black | Total | White | Black |
| <b>POPULATION</b>                | 214240       | 208178 | 6062  | 0.0   | 0.0   | 0.0   |
| <b>LIVE BIRTHS</b>               | 4003         | 3913   | 76    | 18.7  | 18.8  | 12.5  |
| 10-14                            | 9            | 9      | 0     | 1.0   | 1.0   | 0.0   |
| 15-17                            | 251          | 245    | 4     | 42.9  | 43.2  | 21.9  |
| 18-19                            | 440          | 428    | 12    | 125.4 | 125.8 | 111.1 |
| Age of Mother                    |              |        |       |       |       |       |
| 20-24                            | 1209         | 1179   | 28    | 137.8 | 138.7 | 101.1 |
| 25-29                            | 1216         | 1189   | 21    | 130.3 | 130.9 | 85.0  |
| 30-34                            | 665          | 658    | 6     | 70.9  | 72.2  | 23.1  |
| 35-39                            | 183          | 176    | 5     | 24.4  | 24.1  | 27.0  |
| 40-44                            | 29           | 28     | 0     | 4.8   | 4.8   | 0.0   |
| >44                              | 1            | 1      | 0     | 0.2   | 0.2   | 0.0   |
| <b>UNWED MOTHER BIRTH RATE</b>   | 616          | 572    | 42    | 12.2  | 11.7  | 29.0  |
| 10-14                            | 7            | 7      | 0     | 0.7   | 0.8   | 0.0   |
| 15-17                            | 117          | 112    | 4     | 20.0  | 19.8  | 21.9  |
| 18-19                            | 143          | 132    | 11    | 40.7  | 38.8  | 101.9 |
| Age of Mother                    |              |        |       |       |       |       |
| 20-24                            | 201          | 187    | 14    | 22.9  | 22.0  | 50.5  |
| 25-29                            | 85           | 75     | 10    | 9.1   | 8.3   | 40.5  |
| 30-34                            | 46           | 45     | 1     | 4.9   | 4.9   | 3.8   |
| 35-39                            | 15           | 12     | 2     | 2.0   | 1.6   | 10.8  |
| 40-44                            | 2            | 2      | 0     | 0.3   | 0.3   | 0.0   |
| >44                              | 0            | 0      | 0     | 0.0   | 0.0   | 0.0   |
| <b>% BIRTH WEIGHT (grams)</b>    |              |        |       |       |       |       |
| <500                             | 3            | 2      | 1     | 0.1   | 0.1   | 1.3   |
| 500-1499                         | 31           | 28     | 3     | 0.8   | 0.7   | 3.9   |
| 1500-2499                        | 208          | 201    | 6     | 5.2   | 5.1   | 7.9   |
| 2500-3999                        | 3277         | 3202   | 62    | 81.9  | 81.8  | 81.6  |
| ≥4000                            | 484          | 480    | 4     | 12.1  | 12.3  | 5.3   |
| <b>% OUT OF HOSPITAL BIRTHS</b>  | 47           | 47     | 0     | 1.2   | 1.2   | 0.0   |
| <b>SPONTANEOUS ABORTION RATE</b> | 280          | 267    | 7     | 5.6   | 5.5   | 4.8   |
| 10-14                            | 4            | 4      | 0     | 0.4   | 0.4   | 0.0   |
| 15-17                            | 15           | 14     | 0     | 2.6   | 2.5   | 0.0   |
| 18-19                            | 34           | 34     | 0     | 9.7   | 10.0  | 0.0   |
| Age of Mother                    |              |        |       |       |       |       |
| 20-24                            | 82           | 79     | 2     | 9.3   | 9.3   | 7.2   |
| 25-29                            | 64           | 59     | 3     | 6.9   | 6.5   | 12.1  |
| 30-34                            | 56           | 54     | 2     | 6.0   | 5.9   | 7.7   |
| 35-39                            | 21           | 19     | 0     | 2.8   | 2.6   | 0.0   |
| 40-44                            | 4            | 4      | 0     | 0.7   | 0.7   | 0.0   |
| >44                              | 0            | 0      | 0     | 0.0   | 0.0   | 0.0   |
| <b>INDUCED TERMINATION RATE</b>  | 804          | 761    | 27    | 15.9  | 15.5  | 18.6  |
| 10-14                            | 7            | 6      | 1     | 0.7   | 0.7   | 3.5   |
| 15-17                            | 99           | 97     | 2     | 16.9  | 17.1  | 10.9  |
| 18-19                            | 145          | 139    | 3     | 41.3  | 40.9  | 27.8  |
| Age of Recipient                 |              |        |       |       |       |       |
| 20-24                            | 224          | 216    | 7     | 25.5  | 25.4  | 25.3  |
| 25-29                            | 159          | 143    | 8     | 17.0  | 15.7  | 32.4  |
| 30-34                            | 97           | 91     | 4     | 10.3  | 10.0  | 15.4  |
| 35-39                            | 58           | 55     | 1     | 7.7   | 7.5   | 5.4   |
| 40-44                            | 15           | 14     | 1     | 2.5   | 2.4   | 5.3   |
| >44                              | 0            | 0      | 0     | 0.0   | 0.0   | 0.0   |
| <b>MARRIAGES</b>                 | 1578         | 1520   | 48    | 7.4   | 7.3   | 7.9   |
| <b>DIVORCES</b>                  | 1913         | 1660   | 41    | 8.9   | 8.0   | 6.8   |

## SELECTED VITAL STATISTICS BY RACE, BY DHR HEALTH DISTRICT, 1989

| ITEM                             | GAINESVILLE (2) |               |              |             |             |             |
|----------------------------------|-----------------|---------------|--------------|-------------|-------------|-------------|
|                                  | NUMBER          |               |              | RATE        |             |             |
|                                  | Total           | White         | Black        | Total       | White       | Black       |
| <b>POPULATION</b>                | <b>284279</b>   | <b>263016</b> | <b>21263</b> | <b>0.0</b>  | <b>0.0</b>  | <b>0.0</b>  |
| <b>LIVE BIRTHS</b>               | <b>4527</b>     | <b>4110</b>   | <b>391</b>   | <b>15.9</b> | <b>15.6</b> | <b>18.4</b> |
| 10-14                            | 17              | 12            | 5            | 1.5         | 1.2         | 4.7         |
| 15-17                            | 281             | 229           | 50           | 37.9        | 34.4        | 65.4        |
| 18-19                            | 474             | 416           | 58           | 86.0        | 82.4        | 124.7       |
| Age of Mother                    |                 |               |              |             |             |             |
| 20-24                            | 1484            | 1335          | 138          | 126.3       | 124.6       | 133.5       |
| 25-29                            | 1326            | 1226          | 94           | 122.9       | 124.0       | 104.4       |
| 30-34                            | 693             | 654           | 33           | 63.7        | 65.2        | 38.9        |
| 35-39                            | 221             | 208           | 12           | 23.8        | 24.0        | 20.1        |
| 40-44                            | 29              | 28            | 1            | 3.7         | 3.9         | 2.0         |
| >44                              | 2               | 2             | 0            | 0.3         | 0.3         | 0.0         |
| <b>UNWED MOTHER BIRTH RATE</b>   | <b>913</b>      | <b>629</b>    | <b>278</b>   | <b>14.4</b> | <b>10.8</b> | <b>54.5</b> |
| 10-14                            | 13              | 9             | 4            | 1.1         | 0.9         | 3.8         |
| 15-17                            | 153             | 104           | 48           | 20.6        | 15.6        | 62.7        |
| 18-19                            | 177             | 124           | 53           | 32.1        | 24.6        | 114.0       |
| Age of Mother                    |                 |               |              |             |             |             |
| 20-24                            | 312             | 216           | 94           | 26.6        | 20.2        | 90.9        |
| 25-29                            | 164             | 106           | 57           | 15.2        | 10.7        | 63.3        |
| 30-34                            | 69              | 50            | 17           | 6.3         | 5.0         | 20.0        |
| 35-39                            | 21              | 16            | 5            | 2.3         | 1.8         | 8.4         |
| 40-44                            | 3               | 3             | 0            | 0.4         | 0.4         | 0.0         |
| >44                              | 1               | 1             | 0            | 0.1         | 0.1         | 0.0         |
| <b>% BIRTH WEIGHT (grams)</b>    |                 |               |              |             |             |             |
| <500                             | 1               | 0             | 1            | 0.0         | 0.0         | 0.3         |
| 500-1499                         | 57              | 43            | 13           | 1.3         | 1.0         | 3.3         |
| 1500-2499                        | 264             | 231           | 32           | 5.8         | 5.6         | 8.2         |
| 2500-3999                        | 3690            | 3337          | 329          | 81.5        | 81.2        | 84.1        |
| ≥4000                            | 515             | 499           | 16           | 11.4        | 12.1        | 4.1         |
| <b>% OUT OF HOSPITAL BIRTHS</b>  | <b>25</b>       | <b>22</b>     | <b>3</b>     | <b>0.6</b>  | <b>0.5</b>  | <b>0.8</b>  |
| <b>SPONTANEOUS ABORTION RATE</b> | <b>429</b>      | <b>387</b>    | <b>34</b>    | <b>6.8</b>  | <b>6.6</b>  | <b>6.7</b>  |
| 10-14                            | 3               | 2             | 1            | 0.3         | 0.2         | 0.9         |
| 15-17                            | 16              | 15            | 0            | 2.2         | 2.3         | 0.0         |
| 18-19                            | 49              | 42            | 7            | 8.9         | 8.3         | 15.1        |
| Age of Mother                    |                 |               |              |             |             |             |
| 20-24                            | 126             | 111           | 13           | 10.7        | 10.4        | 12.6        |
| 25-29                            | 118             | 112           | 6            | 10.9        | 11.3        | 6.7         |
| 30-34                            | 72              | 64            | 5            | 6.6         | 6.4         | 5.9         |
| 35-39                            | 37              | 35            | 1            | 4.0         | 4.0         | 1.7         |
| 40-44                            | 8               | 6             | 1            | 1.0         | 0.8         | 2.0         |
| >44                              | 0               | 0             | 0            | 0.0         | 0.0         | 0.0         |
| <b>INDUCED TERMINATION RATE</b>  | <b>907</b>      | <b>788</b>    | <b>89</b>    | <b>14.3</b> | <b>13.5</b> | <b>17.5</b> |
| 10-14                            | 16              | 13            | 3            | 1.4         | 1.3         | 2.8         |
| 15-17                            | 94              | 80            | 13           | 12.7        | 12.0        | 17.0        |
| 18-19                            | 160             | 134           | 20           | 29.0        | 26.5        | 43.0        |
| Age of Recipient                 |                 |               |              |             |             |             |
| 20-24                            | 272             | 238           | 24           | 23.1        | 22.2        | 23.2        |
| 25-29                            | 209             | 183           | 20           | 19.4        | 18.5        | 22.2        |
| 30-34                            | 92              | 84            | 4            | 8.5         | 8.4         | 4.7         |
| 35-39                            | 59              | 51            | 5            | 6.4         | 5.9         | 8.4         |
| 40-44                            | 5               | 5             | 0            | 0.6         | 0.7         | 0.0         |
| >44                              | 0               | 0             | 0            | 0.0         | 0.0         | 0.0         |
| <b>MARRIAGES</b>                 | <b>2560</b>     | <b>2364</b>   | <b>159</b>   | <b>9.0</b>  | <b>9.0</b>  | <b>7.5</b>  |
| <b>DIVORCES</b>                  | <b>1917</b>     | <b>1719</b>   | <b>78</b>    | <b>6.7</b>  | <b>6.5</b>  | <b>3.7</b>  |

## SELECTED VITAL STATISTICS BY RACE, BY DHR HEALTH DISTRICT, 1989

| ITEM                             | COBB-DOUGLAS (3-1) |               |              |             |             |             |
|----------------------------------|--------------------|---------------|--------------|-------------|-------------|-------------|
|                                  | NUMBER             |               |              | RATE        |             |             |
|                                  | Total              | White         | Black        | Total       | White       | Black       |
| <b>POPULATION</b>                | <b>490928</b>      | <b>464180</b> | <b>26748</b> | <b>0.0</b>  | <b>0.0</b>  | <b>0.0</b>  |
| <b>LIVE BIRTHS</b>               | <b>8633</b>        | <b>7313</b>   | <b>1183</b>  | <b>17.6</b> | <b>15.8</b> | <b>44.2</b> |
| 10-14                            | 21                 | 15            | 6            | 1.0         | 0.8         | 4.8         |
| 15-17                            | 248                | 199           | 48           | 18.8        | 15.9        | 65.7        |
| 18-19                            | 529                | 450           | 75           | 69.2        | 62.5        | 166.7       |
| 20-24                            | 1916               | 1570          | 323          | 85.7        | 75.3        | 212.1       |
| 25-29                            | 2882               | 2409          | 427          | 112.3       | 100.5       | 253.7       |
| 30-34                            | 2195               | 1923          | 229          | 81.0        | 75.0        | 155.8       |
| 35-39                            | 746                | 661           | 66           | 37.0        | 34.3        | 75.1        |
| 40-44                            | 93                 | 84            | 8            | 6.1         | 5.8         | 12.7        |
| >44                              | 3                  | 2             | 1            | 0.2         | 0.2         | 1.9         |
| <b>UNWED MOTHER BIRTH RATE</b>   | <b>1333</b>        | <b>870</b>    | <b>451</b>   | <b>10.2</b> | <b>7.0</b>  | <b>61.2</b> |
| 10-14                            | 18                 | 12            | 6            | 0.9         | 0.6         | 4.8         |
| 15-17                            | 169                | 124           | 44           | 12.8        | 9.9         | 60.2        |
| 18-19                            | 249                | 183           | 65           | 32.6        | 25.4        | 144.4       |
| 20-24                            | 451                | 290           | 157          | 20.2        | 13.9        | 103.1       |
| 25-29                            | 280                | 159           | 118          | 10.9        | 6.6         | 70.1        |
| 30-34                            | 117                | 67            | 49           | 4.3         | 2.6         | 33.3        |
| 35-39                            | 44                 | 31            | 11           | 2.2         | 1.6         | 12.5        |
| 40-44                            | 4                  | 4             | 0            | 0.3         | 0.3         | 0.0         |
| >44                              | 1                  | 0             | 1            | 0.1         | 0.0         | 1.9         |
| <b>% BIRTH WEIGHT (grams)</b>    |                    |               |              |             |             |             |
| <500                             | 18                 | 9             | 9            | 0.2         | 0.1         | 0.8         |
| 500-1499                         | 90                 | 63            | 24           | 1.0         | 0.9         | 2.0         |
| 1500-2499                        | 425                | 327           | 91           | 4.9         | 4.5         | 7.7         |
| 2500-3999                        | 7026               | 5931          | 978          | 81.4        | 81.1        | 82.7        |
| ≥4000                            | 1074               | 983           | 81           | 12.4        | 13.4        | 6.8         |
| <b>% OUT OF HOSPITAL BIRTHS</b>  | <b>42</b>          | <b>36</b>     | <b>4</b>     | <b>0.5</b>  | <b>0.5</b>  | <b>0.3</b>  |
| <b>SPONTANEOUS ABORTION RATE</b> | <b>678</b>         | <b>530</b>    | <b>103</b>   | <b>5.2</b>  | <b>4.3</b>  | <b>14.0</b> |
| 10-14                            | 2                  | 2             | 0            | 0.1         | 0.1         | 0.0         |
| 15-17                            | 24                 | 17            | 5            | 1.8         | 1.4         | 6.8         |
| 18-19                            | 44                 | 30            | 10           | 5.8         | 4.2         | 22.2        |
| 20-24                            | 144                | 107           | 25           | 6.4         | 5.1         | 16.4        |
| 25-29                            | 198                | 151           | 34           | 7.7         | 6.3         | 20.2        |
| 30-34                            | 166                | 139           | 19           | 6.1         | 5.4         | 12.9        |
| 35-39                            | 74                 | 62            | 9            | 3.7         | 3.2         | 10.2        |
| 40-44                            | 26                 | 22            | 1            | 1.7         | 1.5         | 1.6         |
| >44                              | 0                  | 0             | 0            | 0.0         | 0.0         | 0.0         |
| <b>INDUCED TERMINATION RATE</b>  | <b>3444</b>        | <b>2608</b>   | <b>691</b>   | <b>26.2</b> | <b>21.0</b> | <b>93.8</b> |
| 10-14                            | 15                 | 11            | 4            | 0.7         | 0.6         | 3.2         |
| 15-17                            | 283                | 238           | 40           | 21.4        | 19.1        | 54.7        |
| 18-19                            | 435                | 373           | 53           | 56.9        | 51.8        | 117.8       |
| 20-24                            | 1012               | 777           | 203          | 45.3        | 37.3        | 133.3       |
| 25-29                            | 897                | 605           | 239          | 35.0        | 25.2        | 142.0       |
| 30-34                            | 511                | 370           | 116          | 18.9        | 14.4        | 78.9        |
| 35-39                            | 240                | 191           | 31           | 11.9        | 9.9         | 35.3        |
| 40-44                            | 47                 | 39            | 5            | 3.1         | 2.7         | 7.9         |
| >44                              | 4                  | 4             | 0            | 0.3         | 0.3         | 0.0         |
| <b>MARRIAGES</b>                 | <b>5410</b>        | <b>4756</b>   | <b>582</b>   | <b>11.0</b> | <b>10.2</b> | <b>21.8</b> |
| <b>DIVORCES</b>                  | <b>3201</b>        | <b>2728</b>   | <b>301</b>   | <b>6.5</b>  | <b>5.9</b>  | <b>11.3</b> |

## SELECTED VITAL STATISTICS BY RACE, BY DHR HEALTH DISTRICT, 1989

| ITEM                             | FULTON (3-2)  |               |               |             |             |             |
|----------------------------------|---------------|---------------|---------------|-------------|-------------|-------------|
|                                  | NUMBER        |               |               | RATE        |             |             |
|                                  | Total         | White         | Black         | Total       | White       | Black       |
| <b>POPULATION</b>                | <b>673004</b> | <b>318190</b> | <b>354814</b> | <b>0.0</b>  | <b>0.0</b>  | <b>0.0</b>  |
| <b>LIVE BIRTHS</b>               | <b>11909</b>  | <b>4098</b>   | <b>7640</b>   | <b>17.7</b> | <b>12.9</b> | <b>21.5</b> |
| 10-14                            | 97            | 4             | 93            | 3.7         | 0.4         | 5.6         |
| 15-17                            | 840           | 83            | 752           | 48.6        | 12.7        | 70.1        |
| 18-19                            | 1135          | 155           | 972           | 86.7        | 32.9        | 116.0       |
| Age of Mother                    |               |               |               |             |             |             |
| 20-24                            | 3125          | 658           | 2441          | 86.6        | 45.8        | 112.4       |
| 25-29                            | 3124          | 1223          | 1835          | 87.2        | 83.4        | 86.7        |
| 30-34                            | 2437          | 1318          | 1078          | 77.4        | 91.7        | 63.0        |
| 35-39                            | 1001          | 581           | 400           | 43.5        | 51.3        | 34.2        |
| 40-44                            | 145           | 75            | 65            | 8.0         | 8.6         | 6.9         |
| >44                              | 5             | 1             | 4             | 0.3         | 0.1         | 0.5         |
| <b>UNWED MOTHER BIRTH RATE</b>   | <b>5992</b>   | <b>551</b>    | <b>5412</b>   | <b>34.2</b> | <b>7.4</b>  | <b>54.0</b> |
| 10-14                            | 96            | 4             | 92            | 3.7         | 0.4         | 5.6         |
| 15-17                            | 806           | 58            | 746           | 46.6        | 8.8         | 69.6        |
| 18-19                            | 1015          | 89            | 920           | 77.5        | 18.9        | 109.8       |
| Age of Mother                    |               |               |               |             |             |             |
| 20-24                            | 2158          | 199           | 1949          | 59.8        | 13.9        | 89.7        |
| 25-29                            | 1161          | 112           | 1045          | 32.4        | 7.6         | 49.4        |
| 30-34                            | 542           | 66            | 473           | 17.2        | 4.6         | 27.7        |
| 35-39                            | 183           | 22            | 158           | 8.0         | 1.9         | 13.5        |
| 40-44                            | 29            | 1             | 27            | 1.6         | 0.1         | 2.8         |
| >44                              | 2             | 0             | 2             | 0.1         | 0.0         | 0.3         |
| <b>% BIRTH WEIGHT (grams)</b>    |               |               |               |             |             |             |
| <500                             | 22            | 1             | 21            | 0.2         | 0.0         | 0.3         |
| 500-1499                         | 263           | 37            | 224           | 2.2         | 0.9         | 2.9         |
| 1500-2499                        | 955           | 167           | 782           | 8.0         | 4.1         | 10.2        |
| 2500-3999                        | 9687          | 3345          | 6184          | 81.3        | 81.6        | 80.9        |
| ≥4000                            | 982           | 548           | 429           | 8.2         | 13.4        | 5.6         |
| <b>% OUT OF HOSPITAL BIRTHS</b>  | <b>189</b>    | <b>28</b>     | <b>157</b>    | <b>1.6</b>  | <b>0.7</b>  | <b>2.1</b>  |
| <b>SPONTANEOUS ABORTION RATE</b> | <b>830</b>    | <b>306</b>    | <b>513</b>    | <b>4.7</b>  | <b>4.1</b>  | <b>5.1</b>  |
| 10-14                            | 13            | 0             | 13            | 0.5         | 0.0         | 0.8         |
| 15-17                            | 47            | 4             | 43            | 2.7         | 0.6         | 4.0         |
| 18-19                            | 58            | 15            | 43            | 4.4         | 3.2         | 5.1         |
| Age of Mother                    |               |               |               |             |             |             |
| 20-24                            | 189           | 47            | 139           | 5.2         | 3.3         | 6.4         |
| 25-29                            | 230           | 91            | 137           | 6.4         | 6.2         | 6.5         |
| 30-34                            | 176           | 86            | 87            | 5.6         | 6.0         | 5.1         |
| 35-39                            | 86            | 43            | 41            | 3.7         | 3.8         | 3.5         |
| 40-44                            | 31            | 20            | 10            | 1.7         | 2.3         | 1.1         |
| >44                              | 0             | 0             | 0             | 0.0         | 0.0         | 0.0         |
| <b>INDUCED TERMINATION RATE</b>  | <b>7381</b>   | <b>2330</b>   | <b>4804</b>   | <b>42.2</b> | <b>31.2</b> | <b>47.9</b> |
| 10-14                            | 64            | 4             | 60            | 2.5         | 0.4         | 3.6         |
| 15-17                            | 491           | 91            | 393           | 28.4        | 13.9        | 36.7        |
| 18-19                            | 935           | 244           | 676           | 71.4        | 51.7        | 80.7        |
| Age of Recipient                 |               |               |               |             |             |             |
| 20-24                            | 2558          | 787           | 1705          | 70.9        | 54.8        | 78.5        |
| 25-29                            | 1745          | 593           | 1076          | 48.7        | 40.5        | 50.8        |
| 30-34                            | 984           | 363           | 571           | 31.3        | 25.3        | 33.4        |
| 35-39                            | 487           | 186           | 278           | 21.2        | 16.4        | 23.8        |
| 40-44                            | 105           | 56            | 41            | 5.8         | 6.4         | 4.3         |
| >44                              | 12            | 6             | 4             | 0.7         | 0.7         | 0.5         |
| <b>MARRIAGES</b>                 | <b>6898</b>   | <b>3573</b>   | <b>3211</b>   | <b>10.2</b> | <b>11.2</b> | <b>9.0</b>  |
| <b>DIVORCES</b>                  | <b>1189</b>   | <b>539</b>    | <b>585</b>    | <b>1.8</b>  | <b>1.7</b>  | <b>1.6</b>  |



## SELECTED VITAL STATISTICS BY RACE, BY DHR HEALTH DISTRICT, 1989

| ITEM                             | CLAYTON (3-3) |               |              |             |             |              |
|----------------------------------|---------------|---------------|--------------|-------------|-------------|--------------|
|                                  | NUMBER        |               |              | RATE        |             |              |
|                                  | Total         | White         | Black        | Total       | White       | Black        |
| <b>POPULATION</b>                | <b>184732</b> | <b>169505</b> | <b>15227</b> | <b>0.0</b>  | <b>0.0</b>  | <b>0.0</b>   |
| <b>LIVE BIRTHS</b>               | <b>3264</b>   | <b>2183</b>   | <b>967</b>   | <b>17.7</b> | <b>12.9</b> | <b>63.5</b>  |
| 10-14                            | 6             | 1             | 4            | 0.7         | 0.1         | 6.3          |
| 15-17                            | 160           | 113           | 45           | 29.0        | 22.0        | 120.0        |
| 18-19                            | 300           | 226           | 62           | 87.8        | 71.3        | 251.0        |
| Age of Mother                    |               |               |              |             |             |              |
| 20-24                            | 1035          | 725           | 282          | 111.2       | 87.6        | 274.6        |
| 25-29                            | 1029          | 669           | 323          | 105.7       | 80.2        | 231.4        |
| 30-34                            | 534           | 320           | 189          | 57.4        | 37.9        | 224.5        |
| 35-39                            | 178           | 113           | 57           | 25.1        | 17.1        | 120.3        |
| 40-44                            | 22            | 16            | 5            | 3.9         | 3.0         | 18.0         |
| >44                              | 0             | 0             | 0            | 0.0         | 0.0         | 0.0          |
| <b>UNWED MOTHER BIRTH RATE</b>   | <b>835</b>    | <b>414</b>    | <b>410</b>   | <b>16.7</b> | <b>9.1</b>  | <b>88.4</b>  |
| 10-14                            | 6             | 1             | 4            | 0.7         | 0.1         | 6.3          |
| 15-17                            | 112           | 69            | 43           | 20.3        | 13.4        | 114.7        |
| 18-19                            | 156           | 94            | 58           | 45.7        | 29.7        | 234.8        |
| Age of Mother                    |               |               |              |             |             |              |
| 20-24                            | 301           | 148           | 149          | 32.3        | 17.9        | 145.1        |
| 25-29                            | 160           | 66            | 93           | 16.4        | 7.9         | 66.6         |
| 30-34                            | 71            | 25            | 46           | 7.6         | 3.0         | 54.6         |
| 35-39                            | 26            | 10            | 15           | 3.7         | 1.5         | 31.6         |
| 40-44                            | 3             | 1             | 2            | 0.5         | 0.2         | 7.2          |
| >44                              | 0             | 0             | 0            | 0.0         | 0.0         | 0.0          |
| <b>% BIRTH WEIGHT (grams)</b>    |               |               |              |             |             |              |
| <500                             | 3             | 3             | 0            | 0.1         | 0.1         | 0.0          |
| 500-1499                         | 55            | 29            | 26           | 1.7         | 1.3         | 2.7          |
| 1500-2499                        | 221           | 122           | 88           | 6.8         | 5.6         | 9.1          |
| 2500-3999                        | 2640          | 1762          | 781          | 80.9        | 80.7        | 80.8         |
| ≥4000                            | 345           | 267           | 72           | 10.6        | 12.2        | 7.4          |
| <b>% OUT OF HOSPITAL BIRTHS</b>  | <b>15</b>     | <b>10</b>     | <b>4</b>     | <b>0.5</b>  | <b>0.5</b>  | <b>0.4</b>   |
| <b>SPONTANEOUS ABORTION RATE</b> | <b>363</b>    | <b>236</b>    | <b>118</b>   | <b>7.3</b>  | <b>5.2</b>  | <b>25.4</b>  |
| 10-14                            | 2             | 1             | 1            | 0.2         | 0.1         | 1.6          |
| 15-17                            | 23            | 19            | 4            | 4.2         | 3.7         | 10.7         |
| 18-19                            | 34            | 26            | 8            | 10.0        | 8.2         | 32.4         |
| Age of Mother                    |               |               |              |             |             |              |
| 20-24                            | 94            | 60            | 30           | 10.1        | 7.2         | 29.2         |
| 25-29                            | 100           | 65            | 35           | 10.3        | 7.8         | 25.1         |
| 30-34                            | 75            | 46            | 27           | 8.1         | 5.4         | 32.1         |
| 35-39                            | 24            | 15            | 9            | 3.4         | 2.3         | 19.0         |
| 40-44                            | 11            | 4             | 4            | 1.9         | 0.7         | 14.4         |
| >44                              | 0             | 0             | 0            | 0.0         | 0.0         | 0.0          |
| <b>INDUCED TERMINATION RATE</b>  | <b>1382</b>   | <b>761</b>    | <b>560</b>   | <b>27.6</b> | <b>16.8</b> | <b>120.7</b> |
| 10-14                            | 8             | 6             | 2            | 1.0         | 0.8         | 3.2          |
| 15-17                            | 130           | 75            | 49           | 23.6        | 14.6        | 130.7        |
| 18-19                            | 162           | 123           | 35           | 47.4        | 38.8        | 141.7        |
| Age of Recipient                 |               |               |              |             |             |              |
| 20-24                            | 402           | 244           | 144          | 43.2        | 29.5        | 140.2        |
| 25-29                            | 347           | 171           | 159          | 35.6        | 20.5        | 113.9        |
| 30-34                            | 216           | 95            | 108          | 23.2        | 11.2        | 128.3        |
| 35-39                            | 93            | 35            | 53           | 13.1        | 5.3         | 111.8        |
| 40-44                            | 24            | 12            | 10           | 4.2         | 2.2         | 36.0         |
| >44                              | 0             | 0             | 0            | 0.0         | 0.0         | 0.0          |
| <b>MARRIAGES</b>                 | <b>2297</b>   | <b>1885</b>   | <b>371</b>   | <b>12.4</b> | <b>11.1</b> | <b>24.4</b>  |
| <b>DIVORCES</b>                  | <b>1024</b>   | <b>789</b>    | <b>180</b>   | <b>5.5</b>  | <b>4.7</b>  | <b>11.8</b>  |

## SELECTED VITAL STATISTICS BY RACE, BY DHR HEALTH DISTRICT, 1989

| ITEM                             | LAWRENCEVILLE (3-4) |        |       |       |       |       |
|----------------------------------|---------------------|--------|-------|-------|-------|-------|
|                                  | NUMBER              |        |       | RATE  |       |       |
|                                  | Total               | White  | Black | Total | White | Black |
| <b>POPULATION</b>                | 364311              | 339812 | 24499 | 0.0   | 0.0   | 0.0   |
| <b>LIVE BIRTHS</b>               | 8017                | 6980   | 802   | 22.0  | 20.5  | 32.7  |
| 10-14                            | 14                  | 6      | 8     | 0.8   | 0.4   | 5.8   |
| 15-17                            | 232                 | 169    | 58    | 23.5  | 18.9  | 63.7  |
| 18-19                            | 465                 | 374    | 88    | 85.0  | 75.9  | 161.8 |
| Age of Mother                    |                     |        |       |       |       |       |
| 20-24                            | 1951                | 1662   | 242   | 132.9 | 123.6 | 196.9 |
| 25-29                            | 2842                | 2477   | 277   | 157.4 | 146.4 | 244.3 |
| 30-34                            | 1911                | 1749   | 96    | 93.4  | 89.8  | 97.7  |
| 35-39                            | 544                 | 492    | 26    | 34.3  | 32.6  | 32.6  |
| 40-44                            | 56                  | 49     | 7     | 5.2   | 4.9   | 10.9  |
| >44                              | 2                   | 2      | 0     | 0.2   | 0.3   | 0.0   |
| <b>UNWED MOTHER BIRTH RATE</b>   | 1148                | 717    | 420   | 12.1  | 8.1   | 67.3  |
| 10-14                            | 12                  | 4      | 8     | 0.7   | 0.3   | 5.8   |
| 15-17                            | 151                 | 93     | 56    | 15.3  | 10.4  | 61.5  |
| 18-19                            | 229                 | 152    | 75    | 41.8  | 30.8  | 137.9 |
| Age of Mother                    |                     |        |       |       |       |       |
| 20-24                            | 415                 | 278    | 135   | 28.3  | 20.7  | 109.8 |
| 25-29                            | 222                 | 111    | 107   | 12.3  | 6.6   | 94.4  |
| 30-34                            | 90                  | 58     | 31    | 4.4   | 3.0   | 31.5  |
| 35-39                            | 28                  | 20     | 8     | 1.8   | 1.3   | 10.0  |
| 40-44                            | 1                   | 1      | 0     | 0.1   | 0.1   | 0.0   |
| >44                              | 0                   | 0      | 0     | 0.0   | 0.0   | 0.0   |
| <b>% BIRTH WEIGHT (grams)</b>    |                     |        |       |       |       |       |
| <500                             | 10                  | 6      | 4     | 0.1   | 0.1   | 0.5   |
| 500-1499                         | 62                  | 34     | 28    | 0.8   | 0.5   | 3.5   |
| 1500-2499                        | 373                 | 292    | 71    | 4.7   | 4.2   | 8.9   |
| 2500-3999                        | 6629                | 5763   | 655   | 82.7  | 82.6  | 81.7  |
| ≥4000                            | 943                 | 885    | 44    | 11.8  | 12.7  | 5.5   |
| <b>% OUT OF HOSPITAL BIRTHS</b>  | 37                  | 30     | 6     | 0.5   | 0.4   | 0.7   |
| <b>SPONTANEOUS ABORTION RATE</b> | 520                 | 437    | 66    | 5.5   | 4.9   | 10.6  |
| 10-14                            | 2                   | 2      | 0     | 0.1   | 0.1   | 0.0   |
| 15-17                            | 16                  | 13     | 3     | 1.6   | 1.5   | 3.3   |
| 18-19                            | 29                  | 20     | 9     | 5.3   | 4.1   | 16.5  |
| Age of Mother                    |                     |        |       |       |       |       |
| 20-24                            | 114                 | 97     | 16    | 7.8   | 7.2   | 13.0  |
| 25-29                            | 153                 | 133    | 15    | 8.5   | 7.9   | 13.2  |
| 30-34                            | 127                 | 101    | 18    | 6.2   | 5.2   | 18.3  |
| 35-39                            | 62                  | 59     | 2     | 3.9   | 3.9   | 2.5   |
| 40-44                            | 16                  | 12     | 2     | 1.5   | 1.2   | 3.1   |
| >44                              | 1                   | 0      | 1     | 0.1   | 0.0   | 1.8   |
| <b>INDUCED TERMINATION RATE</b>  | 2702                | 2119   | 409   | 28.4  | 23.8  | 65.5  |
| 10-14                            | 18                  | 12     | 6     | 1.1   | 0.8   | 4.3   |
| 15-17                            | 228                 | 194    | 28    | 23.1  | 21.7  | 30.8  |
| 18-19                            | 353                 | 309    | 29    | 64.5  | 62.7  | 53.3  |
| Age of Recipient                 |                     |        |       |       |       |       |
| 20-24                            | 826                 | 665    | 122   | 56.3  | 49.4  | 99.3  |
| 25-29                            | 661                 | 465    | 141   | 36.6  | 27.5  | 124.3 |
| 30-34                            | 381                 | 280    | 65    | 18.6  | 14.4  | 66.1  |
| 35-39                            | 179                 | 148    | 16    | 11.3  | 9.8   | 20.1  |
| 40-44                            | 55                  | 45     | 2     | 5.1   | 4.5   | 3.1   |
| >44                              | 1                   | 1      | 0     | 0.1   | 0.1   | 0.0   |
| <b>MARRIAGES</b>                 | 4146                | 3680   | 388   | 11.4  | 10.8  | 15.8  |
| <b>DIVORCES</b>                  | 2761                | 2490   | 157   | 7.6   | 7.3   | 6.4   |

## SELECTED VITAL STATISTICS BY RACE, BY DHR HEALTH DISTRICT, 1989

| ITEM                             | DEKALB (3-5)  |               |               |             |             |             |
|----------------------------------|---------------|---------------|---------------|-------------|-------------|-------------|
|                                  | NUMBER        |               |               | RATE        |             |             |
|                                  | Total         | White         | Black         | Total       | White       | Black       |
| <b>POPULATION</b>                | <b>560748</b> | <b>400623</b> | <b>160125</b> | <b>0.0</b>  | <b>0.0</b>  | <b>0.0</b>  |
| <b>LIVE BIRTHS</b>               | <b>9072</b>   | <b>3735</b>   | <b>4997</b>   | <b>16.2</b> | <b>9.3</b>  | <b>31.2</b> |
| 10-14                            | 47            | 4             | 42            | 2.1         | 0.3         | 5.0         |
| 15-17                            | 417           | 67            | 340           | 26.6        | 6.4         | 65.5        |
| 18-19                            | 700           | 161           | 520           | 67.2        | 22.3        | 162.3       |
| Age of Mother                    |               |               |               |             |             |             |
| 20-24                            | 2247          | 659           | 1529          | 77.9        | 32.7        | 175.9       |
| 25-29                            | 2712          | 1206          | 1370          | 93.1        | 63.5        | 135.4       |
| 30-34                            | 1998          | 1090          | 830           | 73.2        | 59.9        | 91.2        |
| 35-39                            | 815           | 470           | 314           | 38.4        | 30.7        | 53.0        |
| 40-44                            | 133           | 76            | 51            | 7.7         | 5.9         | 12.0        |
| >44                              | 3             | 2             | 1             | 0.2         | 0.2         | 0.3         |
| <b>UNWED MOTHER BIRTH RATE</b>   | <b>3216</b>   | <b>461</b>    | <b>2712</b>   | <b>21.5</b> | <b>4.5</b>  | <b>58.4</b> |
| 10-14                            | 44            | 3             | 41            | 1.9         | 0.2         | 4.9         |
| 15-17                            | 380           | 39            | 336           | 24.3        | 3.7         | 64.7        |
| 18-19                            | 563           | 81            | 475           | 54.0        | 11.2        | 148.3       |
| Age of Mother                    |               |               |               |             |             |             |
| 20-24                            | 1165          | 165           | 990           | 40.4        | 8.2         | 113.9       |
| 25-29                            | 652           | 95            | 544           | 22.4        | 5.0         | 53.8        |
| 30-34                            | 281           | 50            | 228           | 10.3        | 2.7         | 25.1        |
| 35-39                            | 112           | 26            | 82            | 5.3         | 1.7         | 13.8        |
| 40-44                            | 18            | 2             | 15            | 1.0         | 0.2         | 3.5         |
| >44                              | 1             | 0             | 1             | 0.1         | 0.0         | 0.3         |
| <b>% BIRTH WEIGHT (grams)</b>    |               |               |               |             |             |             |
| <500                             | 16            | 4             | 12            | 0.2         | 0.1         | 0.2         |
| 500-1499                         | 149           | 30            | 117           | 1.6         | 0.8         | 2.3         |
| 1500-2499                        | 613           | 153           | 447           | 6.8         | 4.1         | 8.9         |
| 2500-3999                        | 7466          | 3054          | 4102          | 82.3        | 81.8        | 82.1        |
| ≥4000                            | 828           | 494           | 319           | 9.1         | 13.2        | 6.4         |
| <b>% OUT OF HOSPITAL BIRTHS</b>  | <b>98</b>     | <b>28</b>     | <b>67</b>     | <b>1.1</b>  | <b>0.7</b>  | <b>1.3</b>  |
| <b>SPONTANEOUS ABORTION RATE</b> | <b>555</b>    | <b>237</b>    | <b>304</b>    | <b>3.7</b>  | <b>2.3</b>  | <b>6.5</b>  |
| 10-14                            | 2             | 0             | 2             | 0.1         | 0.0         | 0.2         |
| 15-17                            | 16            | 2             | 14            | 1.0         | 0.2         | 2.7         |
| 18-19                            | 21            | 3             | 17            | 2.0         | 0.4         | 5.3         |
| Age of Mother                    |               |               |               |             |             |             |
| 20-24                            | 129           | 39            | 90            | 4.5         | 1.9         | 10.4        |
| 25-29                            | 143           | 61            | 78            | 4.9         | 3.2         | 7.7         |
| 30-34                            | 132           | 57            | 70            | 4.8         | 3.1         | 7.7         |
| 35-39                            | 80            | 55            | 22            | 3.8         | 3.6         | 3.7         |
| 40-44                            | 31            | 19            | 11            | 1.8         | 1.5         | 2.6         |
| >44                              | 1             | 1             | 0             | 0.1         | 0.1         | 0.0         |
| <b>INDUCED TERMINATION RATE</b>  | <b>5110</b>   | <b>1759</b>   | <b>3059</b>   | <b>34.1</b> | <b>17.0</b> | <b>65.8</b> |
| 10-14                            | 45            | 6             | 38            | 2.0         | 0.4         | 4.5         |
| 15-17                            | 350           | 121           | 221           | 22.3        | 11.6        | 42.6        |
| 18-19                            | 582           | 227           | 333           | 55.9        | 31.5        | 104.0       |
| Age of Recipient                 |               |               |               |             |             |             |
| 20-24                            | 1664          | 552           | 1044          | 57.7        | 27.4        | 120.1       |
| 25-29                            | 1266          | 404           | 770           | 43.5        | 21.3        | 76.1        |
| 30-34                            | 749           | 261           | 424           | 27.4        | 14.4        | 46.6        |
| 35-39                            | 386           | 156           | 199           | 18.2        | 10.2        | 33.6        |
| 40-44                            | 65            | 31            | 28            | 3.8         | 2.4         | 6.6         |
| >44                              | 3             | 1             | 2             | 0.2         | 0.1         | 0.6         |
| <b>MARRIAGES</b>                 | <b>4807</b>   | <b>2761</b>   | <b>1884</b>   | <b>8.6</b>  | <b>6.9</b>  | <b>11.8</b> |
| <b>DIVORCES</b>                  | <b>2965</b>   | <b>1501</b>   | <b>1241</b>   | <b>5.3</b>  | <b>3.7</b>  | <b>7.8</b>  |

## SELECTED VITAL STATISTICS BY RACE, BY DHR HEALTH DISTRICT, 1989

| ITEM                             | LAGRANGE (4) |        |        |       |       |       |
|----------------------------------|--------------|--------|--------|-------|-------|-------|
|                                  | NUMBER       |        |        | RATE  |       |       |
|                                  | Total        | White  | Black  | Total | White | Black |
| <b>POPULATION</b>                | 411681       | 311332 | 100349 | 0.0   | 0.0   | 0.0   |
| <b>LIVE BIRTHS</b>               | 7322         | 5181   | 2097   | 17.8  | 16.6  | 20.9  |
| 10-14                            | 40           | 14     | 26     | 2.2   | 1.1   | 4.7   |
| 15-17                            | 537          | 289    | 248    | 46.8  | 35.9  | 72.4  |
| 18-19                            | 763          | 472    | 291    | 102.2 | 95.7  | 114.8 |
| Age of Mother                    |              |        |        |       |       |       |
| 20-24                            | 2319         | 1550   | 764    | 139.4 | 133.1 | 153.0 |
| 25-29                            | 2128         | 1649   | 459    | 131.1 | 137.3 | 108.8 |
| 30-34                            | 1124         | 895    | 213    | 68.5  | 68.9  | 62.4  |
| 35-39                            | 365          | 282    | 81     | 27.3  | 26.4  | 29.9  |
| 40-44                            | 45           | 30     | 14     | 4.0   | 3.4   | 5.6   |
| >44                              | 1            | 0      | 1      | 0.1   | 0.0   | 0.4   |
| <b>UNWED MOTHER BIRTH RATE</b>   | 2167         | 726    | 1440   | 23.3  | 10.5  | 60.4  |
| 10-14                            | 35           | 9      | 26     | 2.0   | 0.7   | 4.7   |
| 15-17                            | 385          | 142    | 243    | 33.6  | 17.7  | 70.9  |
| 18-19                            | 426          | 160    | 266    | 57.0  | 32.4  | 105.0 |
| Age of Mother                    |              |        |        |       |       |       |
| 20-24                            | 787          | 250    | 537    | 47.3  | 21.5  | 107.5 |
| 25-29                            | 342          | 102    | 239    | 21.1  | 8.5   | 56.7  |
| 30-34                            | 142          | 45     | 97     | 8.7   | 3.5   | 28.4  |
| 35-39                            | 44           | 17     | 27     | 3.3   | 1.6   | 10.0  |
| 40-44                            | 6            | 1      | 5      | 0.5   | 0.1   | 2.0   |
| >44                              | 0            | 0      | 0      | 0.0   | 0.0   | 0.0   |
| <b>% BIRTH WEIGHT (grams)</b>    |              |        |        |       |       |       |
| <500                             | 10           | 4      | 6      | 0.1   | 0.1   | 0.3   |
| 500-1499                         | 99           | 41     | 58     | 1.4   | 0.8   | 2.8   |
| 1500-2499                        | 501          | 279    | 221    | 6.8   | 5.4   | 10.5  |
| 2500-3999                        | 5965         | 4192   | 1734   | 81.5  | 80.9  | 82.7  |
| ≥4000                            | 747          | 665    | 78     | 10.2  | 12.8  | 3.7   |
| <b>% OUT OF HOSPITAL BIRTHS</b>  | 47           | 27     | 20     | 0.6   | 0.5   | 1.0   |
| <b>SPONTANEOUS ABORTION RATE</b> | 510          | 345    | 161    | 5.5   | 5.0   | 6.8   |
| 10-14                            | 7            | 3      | 4      | 0.4   | 0.2   | 0.7   |
| 15-17                            | 21           | 8      | 13     | 1.8   | 1.0   | 3.8   |
| 18-19                            | 51           | 28     | 23     | 6.8   | 5.7   | 9.1   |
| Age of Mother                    |              |        |        |       |       |       |
| 20-24                            | 151          | 98     | 52     | 9.1   | 8.4   | 10.4  |
| 25-29                            | 136          | 105    | 30     | 8.4   | 8.7   | 7.1   |
| 30-34                            | 92           | 68     | 23     | 5.6   | 5.2   | 6.7   |
| 35-39                            | 42           | 29     | 12     | 3.1   | 2.7   | 4.4   |
| 40-44                            | 9            | 5      | 4      | 0.8   | 0.6   | 1.6   |
| >44                              | 1            | 1      | 0      | 0.1   | 0.1   | 0.0   |
| <b>INDUCED TERMINATION RATE</b>  | 1724         | 1182   | 503    | 18.5  | 17.1  | 21.1  |
| 10-14                            | 28           | 11     | 16     | 1.6   | 0.9   | 2.9   |
| 15-17                            | 223          | 165    | 58     | 19.4  | 20.5  | 16.9  |
| 18-19                            | 322          | 234    | 81     | 43.1  | 47.4  | 32.0  |
| Age of Recipient                 |              |        |        |       |       |       |
| 20-24                            | 552          | 365    | 175    | 33.2  | 31.3  | 35.0  |
| 25-29                            | 303          | 200    | 95     | 18.7  | 16.6  | 22.5  |
| 30-34                            | 174          | 117    | 54     | 10.6  | 9.0   | 15.8  |
| 35-39                            | 93           | 66     | 21     | 6.9   | 6.2   | 7.7   |
| 40-44                            | 29           | 24     | 3      | 2.5   | 2.7   | 1.2   |
| >44                              | 0            | 0      | 0      | 0.0   | 0.0   | 0.0   |
| <b>MARRIAGES</b>                 | 4273         | 3559   | 707    | 10.4  | 11.4  | 7.0   |
| <b>DIVORCES</b>                  | 2554         | 2124   | 276    | 6.2   | 6.8   | 2.8   |

## SELECTED VITAL STATISTICS BY RACE, BY DHR HEALTH DISTRICT, 1989

| ITEM                             | DUBLIN (5-1) |       |       |       |       |       |
|----------------------------------|--------------|-------|-------|-------|-------|-------|
|                                  | NUMBER       |       |       | RATE  |       |       |
|                                  | Total        | White | Black | Total | White | Black |
| <b>POPULATION</b>                | 128640       | 88953 | 39687 | 0.0   | 0.0   | 0.0   |
| <b>LIVE BIRTHS</b>               | 1908         | 1121  | 783   | 14.8  | 12.6  | 19.7  |
| 10-14                            | 13           | 6     | 7     | 2.4   | 1.8   | 3.2   |
| 15-17                            | 168          | 75    | 93    | 45.1  | 34.0  | 61.0  |
| 18-19                            | 253          | 130   | 123   | 106.7 | 85.6  | 144.0 |
| Age of Mother                    |              |       |       |       |       |       |
| 20-24                            | 681          | 403   | 277   | 137.6 | 127.0 | 155.8 |
| 25-29                            | 505          | 322   | 182   | 106.8 | 102.3 | 115.1 |
| 30-34                            | 220          | 141   | 77    | 49.4  | 44.0  | 61.7  |
| 35-39                            | 63           | 40    | 23    | 16.9  | 14.6  | 23.4  |
| 40-44                            | 5            | 4     | 1     | 1.5   | 1.7   | 1.1   |
| >44                              | 0            | 0     | 0     | 0.0   | 0.0   | 0.0   |
| <b>UNWED MOTHER BIRTH RATE</b>   | 719          | 170   | 548   | 26.4  | 9.2   | 61.8  |
| 10-14                            | 9            | 2     | 7     | 1.6   | 0.6   | 3.2   |
| 15-17                            | 121          | 34    | 87    | 32.4  | 15.4  | 57.0  |
| 18-19                            | 150          | 41    | 109   | 63.2  | 27.0  | 127.6 |
| Age of Mother                    |              |       |       |       |       |       |
| 20-24                            | 254          | 63    | 190   | 51.3  | 19.9  | 106.9 |
| 25-29                            | 115          | 16    | 99    | 24.3  | 5.1   | 62.6  |
| 30-34                            | 54           | 11    | 43    | 12.1  | 3.4   | 34.5  |
| 35-39                            | 15           | 2     | 13    | 4.0   | 0.7   | 13.2  |
| 40-44                            | 1            | 1     | 0     | 0.3   | 0.4   | 0.0   |
| >44                              | 0            | 0     | 0     | 0.0   | 0.0   | 0.0   |
| <b>% BIRTH WEIGHT (grams)</b>    |              |       |       |       |       |       |
| <500                             | 5            | 2     | 3     | 0.3   | 0.2   | 0.4   |
| 500-1499                         | 29           | 8     | 21    | 1.5   | 0.7   | 2.7   |
| 1500-2499                        | 157          | 58    | 99    | 8.2   | 5.2   | 12.6  |
| 2500-3999                        | 1568         | 936   | 628   | 82.2  | 83.5  | 80.2  |
| ≥4000                            | 149          | 117   | 32    | 7.8   | 10.4  | 4.1   |
| <b>% OUT OF HOSPITAL BIRTHS</b>  | 10           | 7     | 2     | 0.5   | 0.6   | 0.3   |
| <b>SPONTANEOUS ABORTION RATE</b> | 112          | 61    | 50    | 4.1   | 3.3   | 5.6   |
| 10-14                            | 1            | 0     | 1     | 0.2   | 0.0   | 0.5   |
| 15-17                            | 7            | 4     | 3     | 1.9   | 1.8   | 2.0   |
| 18-19                            | 21           | 10    | 11    | 8.9   | 6.6   | 12.9  |
| Age of Mother                    |              |       |       |       |       |       |
| 20-24                            | 25           | 11    | 14    | 5.1   | 3.5   | 7.9   |
| 25-29                            | 30           | 18    | 12    | 6.3   | 5.7   | 7.6   |
| 30-34                            | 12           | 6     | 6     | 2.7   | 1.9   | 4.8   |
| 35-39                            | 16           | 12    | 3     | 4.3   | 4.4   | 3.0   |
| 40-44                            | 0            | 0     | 0     | 0.0   | 0.0   | 0.0   |
| >44                              | 0            | 0     | 0     | 0.0   | 0.0   | 0.0   |
| <b>INDUCED TERMINATION RATE</b>  | 259          | 154   | 105   | 9.5   | 8.4   | 11.8  |
| 10-14                            | 1            | 0     | 1     | 0.2   | 0.0   | 0.5   |
| 15-17                            | 34           | 23    | 11    | 9.1   | 10.4  | 7.2   |
| 18-19                            | 39           | 28    | 11    | 16.4  | 18.4  | 12.9  |
| Age of Recipient                 |              |       |       |       |       |       |
| 20-24                            | 85           | 53    | 32    | 17.2  | 16.7  | 18.0  |
| 25-29                            | 53           | 24    | 29    | 11.2  | 7.6   | 18.3  |
| 30-34                            | 31           | 20    | 11    | 7.0   | 6.2   | 8.8   |
| 35-39                            | 13           | 6     | 7     | 3.5   | 2.2   | 7.1   |
| 40-44                            | 3            | 0     | 3     | 0.9   | 0.0   | 3.3   |
| >44                              | 0            | 0     | 0     | 0.0   | 0.0   | 0.0   |
| <b>MARRIAGES</b>                 | 1173         | 848   | 313   | 9.1   | 9.5   | 7.9   |
| <b>DIVORCES</b>                  | 519          | 404   | 106   | 4.0   | 4.5   | 2.7   |

## SELECTED VITAL STATISTICS BY RACE, BY DHR HEALTH DISTRICT, 1989

| ITEM                             | MACON (5-2)   |               |               |             |             |             |
|----------------------------------|---------------|---------------|---------------|-------------|-------------|-------------|
|                                  | NUMBER        |               |               | RATE        |             |             |
|                                  | Total         | White         | Black         | Total       | White       | Black       |
| <b>POPULATION</b>                | <b>439958</b> | <b>274859</b> | <b>165099</b> | <b>0.0</b>  | <b>0.0</b>  | <b>0.0</b>  |
| <b>LIVE BIRTHS</b>               | <b>6670</b>   | <b>3527</b>   | <b>3099</b>   | <b>15.2</b> | <b>12.8</b> | <b>18.8</b> |
| 10-14                            | 33            | 1             | 32            | 1.8         | 0.1         | 3.7         |
| 15-17                            | 456           | 132           | 324           | 35.3        | 18.8        | 55.1        |
| 18-19                            | 709           | 302           | 406           | 78.8        | 59.8        | 102.9       |
| Age of Mother                    |               |               |               |             |             |             |
| 20-24                            | 2095          | 1000          | 1084          | 99.5        | 81.2        | 124.1       |
| 25-29                            | 1981          | 1225          | 740           | 106.6       | 109.8       | 99.7        |
| 30-34                            | 1047          | 655           | 383           | 62.2        | 61.3        | 62.4        |
| 35-39                            | 308           | 190           | 111           | 22.5        | 21.0        | 23.9        |
| 40-44                            | 40            | 22            | 18            | 3.3         | 2.7         | 4.5         |
| >44                              | 1             | 0             | 1             | 0.1         | 0.0         | 0.3         |
| <b>UNWED MOTHER BIRTH RATE</b>   | <b>2505</b>   | <b>447</b>    | <b>2057</b>   | <b>24.1</b> | <b>7.1</b>  | <b>50.4</b> |
| 10-14                            | 31            | 1             | 30            | 1.7         | 0.1         | 3.5         |
| 15-17                            | 381           | 72            | 309           | 29.5        | 10.3        | 52.5        |
| 18-19                            | 478           | 110           | 367           | 53.1        | 21.8        | 93.0        |
| Age of Mother                    |               |               |               |             |             |             |
| 20-24                            | 927           | 146           | 781           | 44.0        | 11.8        | 89.4        |
| 25-29                            | 438           | 77            | 361           | 23.6        | 6.9         | 48.6        |
| 30-34                            | 188           | 29            | 159           | 11.2        | 2.7         | 25.9        |
| 35-39                            | 55            | 12            | 43            | 4.0         | 1.3         | 9.3         |
| 40-44                            | 6             | 0             | 6             | 0.5         | 0.0         | 1.5         |
| >44                              | 1             | 0             | 1             | 0.1         | 0.0         | 0.3         |
| <b>% BIRTH WEIGHT (grams)</b>    |               |               |               |             |             |             |
| <500                             | 11            | 6             | 5             | 0.2         | 0.2         | 0.2         |
| 500-1499                         | 104           | 30            | 73            | 1.6         | 0.9         | 2.4         |
| 1500-2499                        | 504           | 162           | 340           | 7.6         | 4.6         | 11.0        |
| 2500-3999                        | 5455          | 2884          | 2532          | 81.8        | 81.8        | 81.7        |
| ≥4000                            | 596           | 445           | 149           | 8.9         | 12.6        | 4.8         |
| <b>% OUT OF HOSPITAL BIRTHS</b>  | <b>27</b>     | <b>7</b>      | <b>20</b>     | <b>0.4</b>  | <b>0.2</b>  | <b>0.6</b>  |
| <b>SPONTANEOUS ABORTION RATE</b> | <b>539</b>    | <b>251</b>    | <b>280</b>    | <b>5.2</b>  | <b>4.0</b>  | <b>6.9</b>  |
| 10-14                            | 4             | 1             | 3             | 0.2         | 0.1         | 0.4         |
| 15-17                            | 26            | 9             | 17            | 2.0         | 1.3         | 2.9         |
| 18-19                            | 51            | 16            | 35            | 5.7         | 3.2         | 8.9         |
| Age of Mother                    |               |               |               |             |             |             |
| 20-24                            | 145           | 70            | 75            | 6.9         | 5.7         | 8.6         |
| 25-29                            | 159           | 77            | 78            | 8.6         | 6.9         | 10.5        |
| 30-34                            | 95            | 54            | 39            | 5.6         | 5.1         | 6.4         |
| 35-39                            | 46            | 18            | 26            | 3.4         | 2.0         | 5.6         |
| 40-44                            | 13            | 6             | 7             | 1.1         | 0.7         | 1.7         |
| >44                              | 0             | 0             | 0             | 0.0         | 0.0         | 0.0         |
| <b>INDUCED TERMINATION RATE</b>  | <b>1425</b>   | <b>779</b>    | <b>609</b>    | <b>13.7</b> | <b>12.3</b> | <b>14.9</b> |
| 10-14                            | 22            | 8             | 14            | 1.2         | 0.8         | 1.6         |
| 15-17                            | 135           | 82            | 52            | 10.5        | 11.7        | 8.8         |
| 18-19                            | 217           | 134           | 80            | 24.1        | 26.5        | 20.3        |
| Age of Recipient                 |               |               |               |             |             |             |
| 20-24                            | 442           | 245           | 189           | 21.0        | 19.9        | 21.6        |
| 25-29                            | 302           | 160           | 131           | 16.3        | 14.3        | 17.7        |
| 30-34                            | 198           | 103           | 91            | 11.8        | 9.6         | 14.8        |
| 35-39                            | 85            | 40            | 41            | 6.2         | 4.4         | 8.8         |
| 40-44                            | 20            | 6             | 8             | 1.7         | 0.7         | 2.0         |
| >44                              | 4             | 1             | 3             | 0.3         | 0.1         | 0.8         |
| <b>MARRIAGES</b>                 | <b>3897</b>   | <b>2683</b>   | <b>1200</b>   | <b>8.9</b>  | <b>9.8</b>  | <b>7.3</b>  |
| <b>DIVORCES</b>                  | <b>2420</b>   | <b>1666</b>   | <b>566</b>    | <b>5.5</b>  | <b>6.1</b>  | <b>3.4</b>  |

## SELECTED VITAL STATISTICS BY RACE, BY DHR HEALTH DISTRICT, 1989

| ITEM                             | AUGUSTA (6)   |               |               |             |             |             |
|----------------------------------|---------------|---------------|---------------|-------------|-------------|-------------|
|                                  | NUMBER        |               |               | RATE        |             |             |
|                                  | Total         | White         | Black         | Total       | White       | Black       |
| <b>POPULATION</b>                | <b>397702</b> | <b>245431</b> | <b>152271</b> | <b>0.0</b>  | <b>0.0</b>  | <b>0.0</b>  |
| <b>LIVE BIRTHS</b>               | <b>6925</b>   | <b>3623</b>   | <b>3212</b>   | <b>17.4</b> | <b>14.8</b> | <b>21.1</b> |
| 10-14                            | 36            | 4             | 32            | 2.2         | 0.4         | 4.4         |
| 15-17                            | 486           | 181           | 305           | 43.9        | 29.7        | 61.2        |
| 18-19                            | 739           | 311           | 425           | 94.3        | 72.2        | 120.5       |
| Age of Mother                    |               |               |               |             |             |             |
| 20-24                            | 2200          | 1081          | 1100          | 113.2       | 96.5        | 133.5       |
| 25-29                            | 1922          | 1119          | 767           | 105.8       | 102.8       | 105.4       |
| 30-34                            | 1124          | 696           | 405           | 75.1        | 74.9        | 71.4        |
| 35-39                            | 362           | 204           | 150           | 30.1        | 26.4        | 34.8        |
| 40-44                            | 53            | 25            | 27            | 5.3         | 3.8         | 7.8         |
| >44                              | 3             | 2             | 1             | 0.3         | 0.3         | 0.3         |
| <b>UNWED MOTHER BIRTH RATE</b>   | <b>2703</b>   | <b>601</b>    | <b>2095</b>   | <b>28.9</b> | <b>10.7</b> | <b>55.9</b> |
| 10-14                            | 35            | 3             | 32            | 2.1         | 0.3         | 4.4         |
| 15-17                            | 398           | 98            | 300           | 35.9        | 16.1        | 60.2        |
| 18-19                            | 507           | 123           | 383           | 64.7        | 28.6        | 108.6       |
| Age of Mother                    |               |               |               |             |             |             |
| 20-24                            | 1007          | 223           | 782           | 51.8        | 19.9        | 94.9        |
| 25-29                            | 475           | 98            | 376           | 26.2        | 9.0         | 51.6        |
| 30-34                            | 210           | 44            | 164           | 14.0        | 4.7         | 28.9        |
| 35-39                            | 58            | 11            | 47            | 4.8         | 1.4         | 10.9        |
| 40-44                            | 13            | 1             | 11            | 1.3         | 0.2         | 3.2         |
| >44                              | 0             | 0             | 0             | 0.0         | 0.0         | 0.0         |
| <b>% BIRTH WEIGHT</b>            |               |               |               |             |             |             |
| <500                             | 10            | 3             | 7             | 0.1         | 0.1         | 0.2         |
| 500-1499                         | 124           | 39            | 84            | 1.8         | 1.1         | 2.6         |
| 1500-2499                        | 534           | 178           | 353           | 7.7         | 4.9         | 11.0        |
| 2500-3999                        | 5688          | 2992          | 2617          | 82.1        | 82.6        | 81.5        |
| ≥4000                            | 569           | 411           | 151           | 8.2         | 11.3        | 4.7         |
| <b>% OUT OF HOSPITAL BIRTHS</b>  | <b>50</b>     | <b>19</b>     | <b>31</b>     | <b>0.7</b>  | <b>0.5</b>  | <b>1.0</b>  |
| <b>SPONTANEOUS ABORTION RATE</b> | <b>606</b>    | <b>300</b>    | <b>295</b>    | <b>6.5</b>  | <b>5.3</b>  | <b>7.9</b>  |
| 10-14                            | 2             | 0             | 2             | 0.1         | 0.0         | 0.3         |
| 15-17                            | 22            | 8             | 14            | 2.0         | 1.3         | 2.8         |
| 18-19                            | 55            | 23            | 32            | 7.0         | 5.3         | 9.1         |
| Age of Mother                    |               |               |               |             |             |             |
| 20-24                            | 168           | 79            | 87            | 8.6         | 7.1         | 10.6        |
| 25-29                            | 157           | 87            | 67            | 8.6         | 8.0         | 9.2         |
| 30-34                            | 121           | 61            | 56            | 8.1         | 6.6         | 9.9         |
| 35-39                            | 68            | 36            | 32            | 5.7         | 4.7         | 7.4         |
| 40-44                            | 11            | 6             | 5             | 1.1         | 0.9         | 1.4         |
| >44                              | 2             | 0             | 0             | 0.2         | 0.0         | 0.0         |
| <b>INDUCED TERMINATION RATE</b>  | <b>1920</b>   | <b>885</b>    | <b>975</b>    | <b>20.5</b> | <b>15.8</b> | <b>26.0</b> |
| 10-14                            | 19            | 6             | 13            | 1.2         | 0.7         | 1.8         |
| 15-17                            | 193           | 103           | 89            | 17.4        | 16.9        | 17.9        |
| 18-19                            | 284           | 144           | 135           | 36.2        | 33.4        | 38.3        |
| Age of Recipient                 |               |               |               |             |             |             |
| 20-24                            | 633           | 288           | 330           | 32.6        | 25.7        | 40.1        |
| 25-29                            | 429           | 184           | 230           | 23.6        | 16.9        | 31.6        |
| 30-34                            | 229           | 107           | 109           | 15.3        | 11.5        | 19.2        |
| 35-39                            | 105           | 40            | 56            | 8.7         | 5.2         | 13.0        |
| 40-44                            | 26            | 13            | 11            | 2.6         | 2.0         | 3.2         |
| >44                              | 2             | 0             | 2             | 0.2         | 0.0         | 0.6         |
| <b>MARRIAGES</b>                 | <b>2641</b>   | <b>1874</b>   | <b>749</b>    | <b>6.6</b>  | <b>7.6</b>  | <b>4.9</b>  |
| <b>DIVORCES</b>                  | <b>2418</b>   | <b>1688</b>   | <b>673</b>    | <b>6.1</b>  | <b>6.9</b>  | <b>4.4</b>  |



## SELECTED VITAL STATISTICS BY RACE, BY DHR HEALTH DISTRICT, 1989

| ITEM                             | COLUMBUS (7)  |               |               |             |             |             |
|----------------------------------|---------------|---------------|---------------|-------------|-------------|-------------|
|                                  | NUMBER        |               |               | RATE        |             |             |
|                                  | Total         | White         | Black         | Total       | White       | Black       |
| <b>POPULATION</b>                | <b>378101</b> | <b>223906</b> | <b>154195</b> | <b>0.0</b>  | <b>0.0</b>  | <b>0.0</b>  |
| <b>LIVE BIRTHS</b>               | <b>5847</b>   | <b>2808</b>   | <b>2969</b>   | <b>15.5</b> | <b>12.5</b> | <b>19.3</b> |
| 10-14                            | 47            | 4             | 43            | 3.0         | 0.5         | 5.8         |
| 15-17                            | 463           | 121           | 342           | 44.5        | 22.1        | 69.3        |
| 18-19                            | 707           | 258           | 445           | 100.4       | 68.7        | 135.3       |
| 20-24                            | 1970          | 953           | 999           | 111.7       | 100.2       | 123.0       |
| 25-29                            | 1612          | 879           | 705           | 101.3       | 96.6        | 103.5       |
| 30-34                            | 765           | 450           | 299           | 56.2        | 54.9        | 55.4        |
| 35-39                            | 249           | 127           | 118           | 23.2        | 19.2        | 28.8        |
| 40-44                            | 33            | 16            | 17            | 3.6         | 2.9         | 4.9         |
| >44                              | 1             | 0             | 1             | 0.1         | 0.0         | 0.3         |
| <b>UNWED MOTHER BIRTH RATE</b>   | <b>2355</b>   | <b>438</b>    | <b>1913</b>   | <b>27.9</b> | <b>9.1</b>  | <b>52.9</b> |
| 10-14                            | 47            | 4             | 43            | 3.0         | 0.5         | 5.8         |
| 15-17                            | 383           | 56            | 327           | 36.8        | 10.2        | 66.2        |
| 18-19                            | 485           | 97            | 388           | 68.9        | 25.8        | 118.0       |
| 20-24                            | 841           | 167           | 671           | 47.7        | 17.6        | 82.6        |
| 25-29                            | 383           | 73            | 309           | 24.1        | 8.0         | 45.3        |
| 30-34                            | 149           | 32            | 117           | 11.0        | 3.9         | 21.7        |
| 35-39                            | 56            | 5             | 51            | 5.2         | 0.8         | 12.4        |
| 40-44                            | 11            | 4             | 7             | 1.2         | 0.7         | 2.0         |
| >44                              | 0             | 0             | 0             | 0.0         | 0.0         | 0.0         |
| <b>% BIRTH WEIGHT (grams)</b>    |               |               |               |             |             |             |
| <500                             | 14            | 4             | 10            | 0.2         | 0.1         | 0.3         |
| 500-1499                         | 99            | 21            | 78            | 1.7         | 0.7         | 2.6         |
| 1500-2499                        | 390           | 115           | 275           | 6.7         | 4.1         | 9.3         |
| 2500-3999                        | 4864          | 2306          | 2495          | 83.2        | 82.1        | 84.0        |
| ≥4000                            | 480           | 362           | 111           | 8.2         | 12.9        | 3.7         |
| <b>% OUT OF HOSPITAL BIRTHS</b>  | <b>41</b>     | <b>16</b>     | <b>24</b>     | <b>0.7</b>  | <b>0.6</b>  | <b>0.8</b>  |
| <b>SPONTANEOUS ABORTION RATE</b> | <b>274</b>    | <b>100</b>    | <b>173</b>    | <b>3.2</b>  | <b>2.1</b>  | <b>4.8</b>  |
| 10-14                            | 0             | 0             | 0             | 0.0         | 0.0         | 0.0         |
| 15-17                            | 25            | 6             | 19            | 2.4         | 1.1         | 3.8         |
| 18-19                            | 31            | 8             | 23            | 4.4         | 2.1         | 7.0         |
| 20-24                            | 91            | 38            | 52            | 5.2         | 4.0         | 6.4         |
| 25-29                            | 57            | 23            | 34            | 3.6         | 2.5         | 5.0         |
| 30-34                            | 48            | 18            | 30            | 3.5         | 2.2         | 5.6         |
| 35-39                            | 18            | 6             | 12            | 1.7         | 0.9         | 2.9         |
| 40-44                            | 4             | 1             | 3             | 0.4         | 0.2         | 0.9         |
| >44                              | 0             | 0             | 0             | 0.0         | 0.0         | 0.0         |
| <b>INDUCED TERMINATION RATE</b>  | <b>1430</b>   | <b>674</b>    | <b>717</b>    | <b>16.9</b> | <b>14.0</b> | <b>19.8</b> |
| 10-14                            | 24            | 7             | 17            | 1.5         | 0.9         | 2.3         |
| 15-17                            | 180           | 89            | 90            | 17.3        | 16.3        | 18.2        |
| 18-19                            | 206           | 103           | 101           | 29.3        | 27.4        | 30.7        |
| 20-24                            | 474           | 215           | 247           | 26.9        | 22.6        | 30.4        |
| 25-29                            | 290           | 137           | 143           | 18.2        | 15.1        | 21.0        |
| 30-34                            | 172           | 83            | 84            | 12.6        | 10.1        | 15.6        |
| 35-39                            | 71            | 34            | 29            | 6.6         | 5.1         | 7.1         |
| 40-44                            | 13            | 6             | 6             | 1.4         | 1.1         | 1.7         |
| >44                              | 0             | 0             | 0             | 0.0         | 0.0         | 0.0         |
| <b>MARRIAGES</b>                 | <b>3171</b>   | <b>2140</b>   | <b>1003</b>   | <b>8.4</b>  | <b>9.6</b>  | <b>6.5</b>  |
| <b>DIVORCES</b>                  | <b>1939</b>   | <b>1235</b>   | <b>612</b>    | <b>5.1</b>  | <b>5.5</b>  | <b>4.0</b>  |

## SELECTED VITAL STATISTICS BY RACE, BY DHR HEALTH DISTRICT, 1989

| ITEM                             | VALDOSTA (8-1) |        |       |       |       |       |
|----------------------------------|----------------|--------|-------|-------|-------|-------|
|                                  | NUMBER         |        |       | RATE  |       |       |
|                                  | Total          | White  | Black | Total | White | Black |
| <b>POPULATION</b>                | 210181         | 147041 | 63140 | 0.0   | 0.0   | 0.0   |
| <b>LIVE BIRTHS</b>               | 3477           | 1965   | 1485  | 16.5  | 13.4  | 23.5  |
| 10-14                            | 32             | 3      | 29    | 3.5   | 0.5   | 8.2   |
| 15-17                            | 313            | 113    | 200   | 51.5  | 30.3  | 85.1  |
| 18-19                            | 434            | 209    | 224   | 98.5  | 68.5  | 165.4 |
| Age of Mother                    |                |        |       |       |       |       |
| 20-24                            | 1182           | 665    | 513   | 118.0 | 97.5  | 160.6 |
| 25-29                            | 932            | 612    | 308   | 109.2 | 106.4 | 110.8 |
| 30-34                            | 423            | 260    | 155   | 54.9  | 46.8  | 72.1  |
| 35-39                            | 140            | 91     | 47    | 22.6  | 19.7  | 29.6  |
| 40-44                            | 18             | 9      | 9     | 3.3   | 2.2   | 6.7   |
| >44                              | 3              | 3      | 0     | 0.6   | 0.8   | 0.0   |
| <b>UNWED MOTHER BIRTH RATE</b>   | 1279           | 274    | 1004  | 26.4  | 8.2   | 68.0  |
| 10-14                            | 30             | 1      | 29    | 3.3   | 0.2   | 8.2   |
| 15-17                            | 247            | 56     | 191   | 40.7  | 15.0  | 81.3  |
| 18-19                            | 265            | 65     | 200   | 60.2  | 21.3  | 147.7 |
| Age of Mother                    |                |        |       |       |       |       |
| 20-24                            | 439            | 85     | 354   | 43.8  | 12.5  | 110.8 |
| 25-29                            | 200            | 47     | 153   | 23.4  | 8.2   | 55.1  |
| 30-34                            | 75             | 15     | 60    | 9.7   | 2.7   | 27.9  |
| 35-39                            | 19             | 4      | 14    | 3.1   | 0.9   | 8.8   |
| 40-44                            | 4              | 1      | 3     | 0.7   | 0.2   | 2.2   |
| >44                              | 0              | 0      | 0     | 0.0   | 0.0   | 0.0   |
| <b>% BIRTH WEIGHT (grams)</b>    |                |        |       |       |       |       |
| <500                             | 3              | 0      | 3     | 0.1   | 0.0   | 0.2   |
| 500-1499                         | 51             | 15     | 36    | 1.5   | 0.8   | 2.4   |
| 1500-2499                        | 233            | 73     | 159   | 6.7   | 3.7   | 10.7  |
| 2500-3999                        | 2911           | 1664   | 1223  | 83.7  | 84.7  | 82.4  |
| ≥4000                            | 279            | 213    | 64    | 8.0   | 10.8  | 4.3   |
| <b>% OUT OF HOSPITAL BIRTHS</b>  | 17             | 6      | 11    | 0.5   | 0.3   | 0.7   |
| <b>SPONTANEOUS ABORTION RATE</b> | 209            | 120    | 88    | 4.3   | 3.6   | 6.0   |
| 10-14                            | 2              | 0      | 2     | 0.2   | 0.0   | 0.6   |
| 15-17                            | 10             | 3      | 7     | 1.6   | 0.8   | 3.0   |
| 18-19                            | 19             | 8      | 11    | 4.3   | 2.6   | 8.1   |
| Age of Mother                    |                |        |       |       |       |       |
| 20-24                            | 63             | 32     | 31    | 6.3   | 4.7   | 9.7   |
| 25-29                            | 67             | 43     | 23    | 7.9   | 7.5   | 8.3   |
| 30-34                            | 28             | 18     | 10    | 3.6   | 3.2   | 4.7   |
| 35-39                            | 15             | 11     | 4     | 2.4   | 2.4   | 2.5   |
| 40-44                            | 4              | 4      | 0     | 0.7   | 1.0   | 0.0   |
| >44                              | 1              | 1      | 0     | 0.2   | 0.3   | 0.0   |
| <b>INDUCED TERMINATION RATE</b>  | 143            | 94     | 47    | 3.0   | 2.8   | 3.2   |
| 10-14                            | 5              | 2      | 3     | 0.5   | 0.4   | 0.8   |
| 15-17                            | 17             | 9      | 8     | 2.8   | 2.4   | 3.4   |
| 18-19                            | 31             | 25     | 5     | 7.0   | 8.2   | 3.7   |
| Age of Recipient                 |                |        |       |       |       |       |
| 20-24                            | 43             | 27     | 16    | 4.3   | 4.0   | 5.0   |
| 25-29                            | 28             | 20     | 8     | 3.3   | 3.5   | 2.9   |
| 30-34                            | 12             | 7      | 5     | 1.6   | 1.3   | 2.3   |
| 35-39                            | 4              | 2      | 1     | 0.6   | 0.4   | 0.6   |
| 40-44                            | 2              | 2      | 0     | 0.4   | 0.5   | 0.0   |
| >44                              | 1              | 0      | 1     | 0.2   | 0.0   | 0.8   |
| <b>MARRIAGES</b>                 | 2289           | 1718   | 567   | 10.9  | 11.7  | 9.0   |
| <b>DIVORCES</b>                  | 806            | 563    | 157   | 3.8   | 3.8   | 2.5   |

## SELECTED VITAL STATISTICS BY RACE, BY DHR HEALTH DISTRICT, 1989

| ITEM                             | ALBANY (8-2)  |               |               |             |             |             |
|----------------------------------|---------------|---------------|---------------|-------------|-------------|-------------|
|                                  | NUMBER        |               |               | RATE        |             |             |
|                                  | Total         | White         | Black         | Total       | White       | Black       |
| <b>POPULATION</b>                | <b>362045</b> | <b>220604</b> | <b>141441</b> | <b>0.0</b>  | <b>0.0</b>  | <b>0.0</b>  |
| <b>LIVE BIRTHS</b>               | <b>5499</b>   | <b>2499</b>   | <b>2986</b>   | <b>15.2</b> | <b>11.3</b> | <b>21.1</b> |
| 10-14                            | 43            | 5             | 38            | 2.6         | 0.6         | 4.8         |
| 15-17                            | 517           | 119           | 397           | 46.7        | 20.6        | 74.7        |
| 18-19                            | 740           | 272           | 468           | 107.3       | 77.2        | 138.6       |
| 20-24                            | 1860          | 833           | 1024          | 115.1       | 93.4        | 141.4       |
| 25-29                            | 1374          | 759           | 611           | 92.6        | 88.2        | 98.1        |
| 30-34                            | 693           | 385           | 305           | 52.8        | 45.8        | 64.8        |
| 35-39                            | 232           | 111           | 118           | 21.7        | 15.5        | 33.4        |
| 40-44                            | 39            | 15            | 24            | 4.3         | 2.5         | 7.9         |
| >44                              | 1             | 0             | 1             | 0.1         | 0.0         | 0.3         |
| <b>UNWED MOTHER BIRTH RATE</b>   | <b>2478</b>   | <b>382</b>    | <b>2096</b>   | <b>30.2</b> | <b>7.9</b>  | <b>62.7</b> |
| 10-14                            | 42            | 4             | 38            | 2.5         | 0.5         | 4.8         |
| 15-17                            | 443           | 61            | 382           | 40.0        | 10.6        | 71.9        |
| 18-19                            | 501           | 87            | 414           | 72.6        | 24.7        | 122.6       |
| 20-24                            | 900           | 141           | 759           | 55.7        | 15.8        | 104.8       |
| 25-29                            | 362           | 52            | 310           | 24.4        | 6.0         | 49.8        |
| 30-34                            | 162           | 29            | 133           | 12.4        | 3.4         | 28.3        |
| 35-39                            | 56            | 5             | 51            | 5.2         | 0.7         | 14.4        |
| 40-44                            | 12            | 3             | 9             | 1.3         | 0.5         | 3.0         |
| >44                              | 0             | 0             | 0             | 0.0         | 0.0         | 0.0         |
| <b>% BIRTH WEIGHT (grams)</b>    |               |               |               |             |             |             |
| <500                             | 9             | 0             | 9             | 0.2         | 0.0         | 0.3         |
| 500-1499                         | 89            | 31            | 58            | 1.6         | 1.2         | 1.9         |
| 1500-2499                        | 434           | 121           | 310           | 7.9         | 4.8         | 10.4        |
| 2500-3999                        | 4554          | 2070          | 2473          | 82.8        | 82.8        | 82.8        |
| ≥4000                            | 413           | 277           | 136           | 7.5         | 11.1        | 4.6         |
| <b>% OUT OF HOSPITAL BIRTHS</b>  | <b>28</b>     | <b>6</b>      | <b>21</b>     | <b>0.5</b>  | <b>0.2</b>  | <b>0.7</b>  |
| <b>SPONTANEOUS ABORTION RATE</b> | <b>443</b>    | <b>186</b>    | <b>253</b>    | <b>5.4</b>  | <b>3.8</b>  | <b>7.6</b>  |
| 10-14                            | 5             | 0             | 5             | 0.3         | 0.0         | 0.6         |
| 15-17                            | 31            | 8             | 23            | 2.8         | 1.4         | 4.3         |
| 18-19                            | 45            | 15            | 30            | 6.5         | 4.3         | 8.9         |
| 20-24                            | 130           | 48            | 82            | 8.0         | 5.4         | 11.3        |
| 25-29                            | 105           | 47            | 56            | 7.1         | 5.5         | 9.0         |
| 30-34                            | 82            | 43            | 37            | 6.3         | 5.1         | 7.9         |
| 35-39                            | 37            | 20            | 17            | 3.5         | 2.8         | 4.8         |
| 40-44                            | 7             | 4             | 3             | 0.8         | 0.7         | 1.0         |
| >44                              | 1             | 1             | 0             | 0.1         | 0.2         | 0.0         |
| <b>INDUCED TERMINATION RATE</b>  | <b>624</b>    | <b>248</b>    | <b>364</b>    | <b>7.6</b>  | <b>5.1</b>  | <b>10.9</b> |
| 10-14                            | 16            | 2             | 13            | 1.0         | 0.2         | 1.7         |
| 15-17                            | 71            | 29            | 41            | 6.4         | 5.0         | 7.7         |
| 18-19                            | 86            | 38            | 46            | 12.5        | 10.8        | 13.6        |
| 20-24                            | 175           | 69            | 104           | 10.8        | 7.7         | 14.4        |
| 25-29                            | 141           | 61            | 78            | 9.5         | 7.1         | 12.5        |
| 30-34                            | 81            | 30            | 49            | 6.2         | 3.6         | 10.4        |
| 35-39                            | 44            | 16            | 26            | 4.1         | 2.2         | 7.4         |
| 40-44                            | 10            | 3             | 7             | 1.1         | 0.5         | 2.3         |
| >44                              | 0             | 0             | 0             | 0.0         | 0.0         | 0.0         |
| <b>MARRIAGES</b>                 | <b>3491</b>   | <b>2456</b>   | <b>1025</b>   | <b>9.6</b>  | <b>11.1</b> | <b>7.2</b>  |
| <b>DIVORCES</b>                  | <b>1875</b>   | <b>1333</b>   | <b>454</b>    | <b>5.2</b>  | <b>6.0</b>  | <b>3.2</b>  |

## SELECTED VITAL STATISTICS BY RACE, BY DHR HEALTH DISTRICT, 1989

| ITEM                             | SAVANNAH (9-1) |               |              |             |             |             |
|----------------------------------|----------------|---------------|--------------|-------------|-------------|-------------|
|                                  | NUMBER         |               |              | RATE        |             |             |
|                                  | Total          | White         | Black        | Total       | White       | Black       |
| <b>POPULATION</b>                | <b>247698</b>  | <b>154530</b> | <b>93168</b> | <b>0.0</b>  | <b>0.0</b>  | <b>0.0</b>  |
| <b>LIVE BIRTHS</b>               | <b>4365</b>    | <b>2227</b>   | <b>2092</b>  | <b>17.6</b> | <b>14.4</b> | <b>22.5</b> |
| 10-14                            | 28             | 5             | 23           | 2.8         | 0.9         | 5.0         |
| 15-17                            | 259            | 69            | 188          | 37.8        | 18.1        | 62.2        |
| 18-19                            | 430            | 177           | 251          | 91.7        | 69.2        | 117.7       |
| Age of Mother                    |                |               |              |             |             |             |
| 20-24                            | 1326           | 588           | 727          | 112.0       | 84.8        | 148.1       |
| 25-29                            | 1278           | 741           | 521          | 116.2       | 108.2       | 125.5       |
| 30-34                            | 738            | 461           | 270          | 77.9        | 76.2        | 78.9        |
| 35-39                            | 254            | 159           | 87           | 34.4        | 32.3        | 35.3        |
| 40-44                            | 52             | 27            | 25           | 8.4         | 6.7         | 11.7        |
| >44                              | 0              | 0             | 0            | 0.0         | 0.0         | 0.0         |
| <b>UNWED MOTHER BIRTH RATE</b>   | <b>1627</b>    | <b>305</b>    | <b>1318</b>  | <b>28.3</b> | <b>8.7</b>  | <b>59.2</b> |
| 10-14                            | 27             | 5             | 22           | 2.7         | 0.9         | 4.8         |
| 15-17                            | 216            | 33            | 181          | 31.6        | 8.6         | 59.9        |
| 18-19                            | 295            | 73            | 221          | 62.9        | 28.5        | 103.6       |
| Age of Mother                    |                |               |              |             |             |             |
| 20-24                            | 598            | 103           | 495          | 50.5        | 14.9        | 100.8       |
| 25-29                            | 311            | 55            | 256          | 28.3        | 8.0         | 61.6        |
| 30-34                            | 128            | 27            | 101          | 13.5        | 4.5         | 29.5        |
| 35-39                            | 43             | 6             | 36           | 5.8         | 1.2         | 14.6        |
| 40-44                            | 9              | 3             | 6            | 1.5         | 0.7         | 2.8         |
| >44                              | 0              | 0             | 0            | 0.0         | 0.0         | 0.0         |
| <b>% BIRTH WEIGHT (grams)</b>    |                |               |              |             |             |             |
| <500                             | 11             | 2             | 9            | 0.3         | 0.1         | 0.4         |
| 500-1499                         | 82             | 18            | 64           | 1.9         | 0.8         | 3.1         |
| 1500-2499                        | 317            | 118           | 196          | 7.3         | 5.3         | 9.4         |
| 2500-3999                        | 3574           | 1819          | 1713         | 81.9        | 81.7        | 81.9        |
| ≥4000                            | 381            | 270           | 110          | 8.7         | 12.1        | 5.3         |
| <b>% OUT OF HOSPITAL BIRTHS</b>  | <b>62</b>      | <b>45</b>     | <b>17</b>    | <b>1.4</b>  | <b>2.0</b>  | <b>0.8</b>  |
| <b>SPONTANEOUS ABORTION RATE</b> | <b>467</b>     | <b>233</b>    | <b>225</b>   | <b>8.1</b>  | <b>6.6</b>  | <b>10.1</b> |
| 10-14                            | 2              | 1             | 1            | 0.2         | 0.2         | 0.2         |
| 15-17                            | 22             | 8             | 14           | 3.2         | 2.1         | 4.6         |
| 18-19                            | 21             | 8             | 13           | 4.5         | 3.1         | 6.1         |
| Age of Mother                    |                |               |              |             |             |             |
| 20-24                            | 117            | 47            | 70           | 9.9         | 6.8         | 14.3        |
| 25-29                            | 135            | 79            | 54           | 12.3        | 11.5        | 13.0        |
| 30-34                            | 106            | 59            | 42           | 11.2        | 9.7         | 12.3        |
| 35-39                            | 51             | 24            | 26           | 6.9         | 4.9         | 10.6        |
| 40-44                            | 13             | 7             | 5            | 2.1         | 1.7         | 2.3         |
| >44                              | 0              | 0             | 0            | 0.0         | 0.0         | 0.0         |
| <b>INDUCED TERMINATION RATE</b>  | <b>1198</b>    | <b>598</b>    | <b>590</b>   | <b>20.9</b> | <b>17.0</b> | <b>26.5</b> |
| 10-14                            | 17             | 7             | 10           | 1.7         | 1.3         | 2.2         |
| 15-17                            | 137            | 62            | 74           | 20.0        | 16.2        | 24.5        |
| 18-19                            | 180            | 91            | 89           | 38.4        | 35.6        | 41.7        |
| Age of Recipient                 |                |               |              |             |             |             |
| 20-24                            | 363            | 165           | 197          | 30.7        | 23.8        | 40.1        |
| 25-29                            | 272            | 147           | 123          | 24.7        | 21.5        | 29.6        |
| 30-34                            | 145            | 78            | 63           | 15.3        | 12.9        | 18.4        |
| 35-39                            | 64             | 36            | 27           | 8.7         | 7.3         | 11.0        |
| 40-44                            | 18             | 10            | 7            | 2.9         | 2.5         | 3.3         |
| >44                              | 2              | 2             | 0            | 0.3         | 0.5         | 0.0         |
| <b>MARRIAGES</b>                 | <b>2104</b>    | <b>1445</b>   | <b>649</b>   | <b>8.5</b>  | <b>9.4</b>  | <b>7.0</b>  |
| <b>DIVORCES</b>                  | <b>1570</b>    | <b>1030</b>   | <b>404</b>   | <b>6.3</b>  | <b>6.7</b>  | <b>4.3</b>  |

## SELECTED VITAL STATISTICS BY RACE, BY DHR HEALTH DISTRICT, 1989

| ITEM                             | WAYCROSS (9-2) |        |       |       |       |       |
|----------------------------------|----------------|--------|-------|-------|-------|-------|
|                                  | NUMBER         |        |       | RATE  |       |       |
|                                  | Total          | White  | Black | Total | White | Black |
| <b>POPULATION</b>                | 281066         | 214563 | 66503 | 0.0   | 0.0   | 0.0   |
| <b>LIVE BIRTHS</b>               | 4328           | 2874   | 1444  | 15.4  | 13.4  | 21.7  |
| 10-14                            | 33             | 6      | 26    | 2.7   | 0.7   | 7.2   |
| 15-17                            | 349            | 181    | 167   | 42.3  | 31.2  | 68.2  |
| 18-19                            | 601            | 372    | 229   | 100.3 | 85.6  | 138.8 |
| 20-24                            | 1551           | 1002   | 547   | 123.2 | 105.2 | 178.5 |
| 25-29                            | 1081           | 813    | 267   | 100.2 | 99.3  | 102.7 |
| 30-34                            | 522            | 373    | 145   | 52.9  | 47.5  | 72.0  |
| 35-39                            | 167            | 111    | 56    | 20.3  | 16.8  | 34.6  |
| 40-44                            | 21             | 14     | 6     | 2.9   | 2.4   | 4.2   |
| >44                              | 3              | 2      | 1     | 0.4   | 0.4   | 0.8   |
| <b>UNWED MOTHER BIRTH RATE</b>   | 1430           | 458    | 969   | 22.7  | 9.5   | 65.3  |
| 10-14                            | 31             | 4      | 26    | 2.5   | 0.5   | 7.2   |
| 15-17                            | 236            | 73     | 163   | 28.6  | 12.6  | 66.6  |
| 18-19                            | 316            | 112    | 204   | 52.7  | 25.8  | 123.6 |
| 20-24                            | 544            | 166    | 376   | 43.2  | 17.4  | 122.7 |
| 25-29                            | 184            | 71     | 113   | 17.0  | 8.7   | 43.4  |
| 30-34                            | 81             | 23     | 58    | 8.2   | 2.9   | 28.8  |
| 35-39                            | 34             | 8      | 26    | 4.1   | 1.2   | 16.0  |
| 40-44                            | 3              | 1      | 2     | 0.4   | 0.2   | 1.4   |
| >44                              | 1              | 0      | 1     | 0.1   | 0.0   | 0.8   |
| <b>% BIRTH WEIGHT (grams)</b>    |                |        |       |       |       |       |
| <500                             | 8              | 2      | 6     | 0.2   | 0.1   | 0.4   |
| 500-1499                         | 61             | 22     | 39    | 1.4   | 0.8   | 2.7   |
| 1500-2499                        | 320            | 158    | 162   | 7.4   | 5.5   | 11.2  |
| 2500-3999                        | 3523           | 2356   | 1157  | 81.4  | 82.0  | 80.1  |
| ≥4000                            | 416            | 336    | 80    | 9.6   | 11.7  | 5.5   |
| <b>% OUT OF HOSPITAL BIRTHS</b>  | 27             | 14     | 13    | 0.6   | 0.5   | 0.9   |
| <b>SPONTANEOUS ABORTION RATE</b> | 350            | 217    | 132   | 5.6   | 4.5   | 8.9   |
| 10-14                            | 2              | 0      | 2     | 0.2   | 0.0   | 0.6   |
| 15-17                            | 34             | 21     | 13    | 4.1   | 3.6   | 5.3   |
| 18-19                            | 51             | 28     | 23    | 8.5   | 6.4   | 13.9  |
| 20-24                            | 105            | 63     | 41    | 8.3   | 6.6   | 13.4  |
| 25-29                            | 87             | 59     | 28    | 8.1   | 7.2   | 10.8  |
| 30-34                            | 45             | 27     | 18    | 4.6   | 3.4   | 8.9   |
| 35-39                            | 20             | 14     | 6     | 2.4   | 2.1   | 3.7   |
| 40-44                            | 6              | 5      | 1     | 0.8   | 0.9   | 0.7   |
| >44                              | 0              | 0      | 0     | 0.0   | 0.0   | 0.0   |
| <b>INDUCED TERMINATION RATE</b>  | 449            | 299    | 145   | 7.1   | 6.2   | 9.8   |
| 10-14                            | 6              | 4      | 2     | 0.5   | 0.5   | 0.6   |
| 15-17                            | 52             | 34     | 18    | 6.3   | 5.9   | 7.4   |
| 18-19                            | 116            | 87     | 27    | 19.4  | 20.0  | 16.4  |
| 20-24                            | 155            | 108    | 46    | 12.3  | 11.3  | 15.0  |
| 25-29                            | 51             | 31     | 20    | 4.7   | 3.8   | 7.7   |
| 30-34                            | 42             | 24     | 18    | 4.3   | 3.1   | 8.9   |
| 35-39                            | 24             | 9      | 13    | 2.9   | 1.4   | 8.0   |
| 40-44                            | 3              | 2      | 1     | 0.4   | 0.3   | 0.7   |
| >44                              | 0              | 0      | 0     | 0.0   | 0.0   | 0.0   |
| <b>MARRIAGES</b>                 | 3522           | 2511   | 993   | 12.5  | 11.7  | 14.9  |
| <b>DIVORCES</b>                  | 1379           | 1115   | 178   | 4.9   | 5.2   | 2.7   |

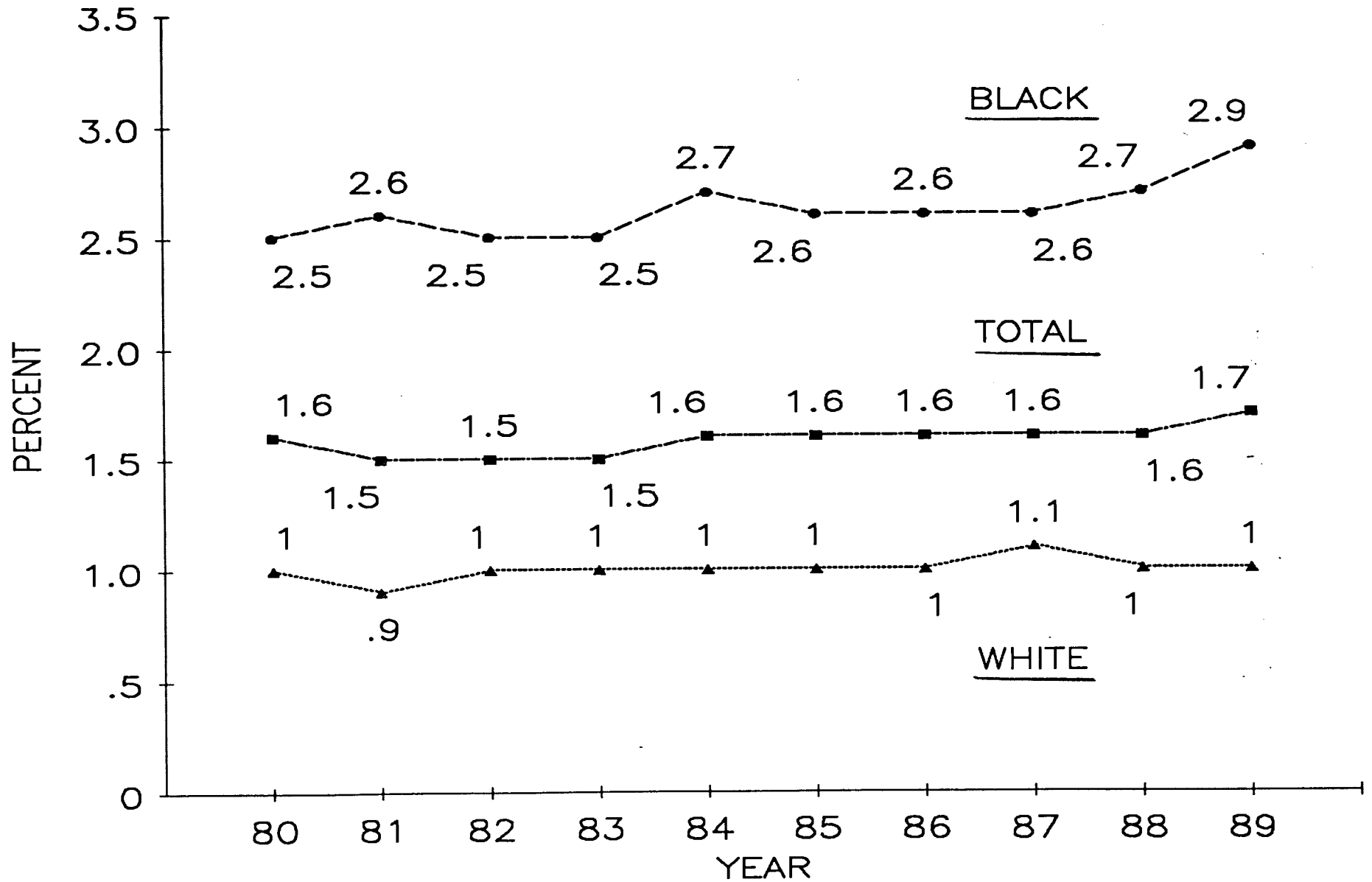
## SELECTED VITAL STATISTICS BY RACE, BY DHR HEALTH DISTRICT, 1989

| ITEM                             | BRUNSWICK (9-3) |        |       |       |       |       |
|----------------------------------|-----------------|--------|-------|-------|-------|-------|
|                                  | NUMBER          |        |       | RATE  |       |       |
|                                  | Total           | White  | Black | Total | White | Black |
| <b>POPULATION</b>                | 159234          | 107147 | 52087 | 0.0   | 0.0   | 0.0   |
| <b>LIVE BIRTHS</b>               | 3728            | 2382   | 1279  | 23.4  | 22.2  | 24.6  |
| 10-14                            | 14              | 7      | 7     | 2.2   | 1.7   | 2.9   |
| 15-17                            | 189             | 95     | 94    | 43.2  | 36.8  | 52.4  |
| 18-19                            | 427             | 253    | 169   | 130.7 | 114.2 | 160.6 |
| Age of Mother                    |                 |        |       |       |       |       |
| 20-24                            | 1432            | 909    | 506   | 181.6 | 177.9 | 182.1 |
| 25-29                            | 1053            | 707    | 317   | 152.5 | 153.6 | 137.8 |
| 30-34                            | 465             | 316    | 138   | 80.5  | 77.4  | 81.7  |
| 35-39                            | 138             | 88     | 45    | 29.3  | 25.9  | 34.4  |
| 40-44                            | 10              | 7      | 3     | 2.6   | 2.4   | 3.0   |
| >44                              | 0               | 0      | 0     | 0.0   | 0.0   | 0.0   |
| <b>UNWED MOTHER BIRTH RATE</b>   | 905             | 306    | 595   | 24.6  | 12.3  | 49.8  |
| 10-14                            | 11              | 4      | 7     | 1.7   | 1.0   | 2.9   |
| 15-17                            | 127             | 38     | 89    | 29.0  | 14.7  | 49.6  |
| 18-19                            | 184             | 59     | 124   | 56.3  | 26.6  | 117.9 |
| Age of Mother                    |                 |        |       |       |       |       |
| 20-24                            | 344             | 122    | 220   | 43.6  | 23.9  | 79.2  |
| 25-29                            | 156             | 59     | 96    | 22.6  | 12.8  | 41.7  |
| 30-34                            | 62              | 21     | 41    | 10.7  | 5.1   | 24.3  |
| 35-39                            | 20              | 3      | 17    | 4.2   | 0.9   | 13.0  |
| 40-44                            | 1               | 0      | 1     | 0.3   | 0.0   | 1.0   |
| >44                              | 0               | 0      | 0     | 0.0   | 0.0   | 0.0   |
| <b>% BIRTH WEIGHT (grams)</b>    |                 |        |       |       |       |       |
| <500                             | 8               | 3      | 3     | 0.2   | 0.1   | 0.2   |
| 500-1499                         | 43              | 15     | 28    | 1.2   | 0.6   | 2.2   |
| 1500-2499                        | 238             | 130    | 105   | 6.4   | 5.5   | 8.2   |
| 2500-3999                        | 3048            | 1929   | 1069  | 81.8  | 81.0  | 83.6  |
| ≥4000                            | 391             | 305    | 74    | 10.5  | 12.8  | 5.8   |
| <b>% OUT OF HOSPITAL BIRTHS</b>  | 7               | 5      | 2     | 0.2   | 0.2   | 0.2   |
| <b>SPONTANEOUS ABORTION RATE</b> | 250             | 149    | 99    | 6.8   | 6.0   | 8.3   |
| 10-14                            | 0               | 0      | 0     | 0.0   | 0.0   | 0.0   |
| 15-17                            | 9               | 5      | 4     | 2.1   | 1.9   | 2.2   |
| 18-19                            | 26              | 16     | 10    | 8.0   | 7.2   | 9.5   |
| Age of Mother                    |                 |        |       |       |       |       |
| 20-24                            | 91              | 52     | 37    | 11.5  | 10.2  | 13.3  |
| 25-29                            | 74              | 51     | 23    | 10.7  | 11.1  | 10.0  |
| 30-34                            | 38              | 18     | 20    | 6.6   | 4.4   | 11.8  |
| 35-39                            | 9               | 5      | 4     | 1.9   | 1.5   | 3.1   |
| 40-44                            | 3               | 2      | 1     | 0.8   | 0.7   | 1.0   |
| >44                              | 0               | 0      | 0     | 0.0   | 0.0   | 0.0   |
| <b>INDUCED TERMINATION RATE</b>  | 375             | 215    | 147   | 10.2  | 8.6   | 12.3  |
| 10-14                            | 6               | 5      | 1     | 0.9   | 1.2   | 0.4   |
| 15-17                            | 30              | 17     | 13    | 6.9   | 6.6   | 7.2   |
| 18-19                            | 41              | 19     | 21    | 12.5  | 8.6   | 20.0  |
| Age of Recipient                 |                 |        |       |       |       |       |
| 20-24                            | 144             | 83     | 58    | 18.3  | 16.2  | 20.9  |
| 25-29                            | 92              | 53     | 34    | 13.3  | 11.5  | 14.8  |
| 30-34                            | 40              | 23     | 15    | 6.9   | 5.6   | 8.9   |
| 35-39                            | 16              | 9      | 5     | 3.4   | 2.6   | 3.8   |
| 40-44                            | 6               | 6      | 0     | 1.5   | 2.1   | 0.0   |
| >44                              | 0               | 0      | 0     | 0.0   | 0.0   | 0.0   |
| <b>MARRIAGES</b>                 | 2622            | 1885   | 708   | 16.5  | 17.6  | 13.6  |
| <b>DIVORCES</b>                  | 1190            | 851    | 294   | 7.5   | 7.9   | 5.6   |

## SELECTED VITAL STATISTICS BY RACE, BY DHR HEALTH DISTRICT, 1989

| ITEM                             | ATHENS (10) |        |       |       |       |       |
|----------------------------------|-------------|--------|-------|-------|-------|-------|
|                                  | NUMBER      |        |       | RATE  |       |       |
|                                  | Total       | White  | Black | Total | White | Black |
| <b>POPULATION</b>                | 269464      | 206935 | 62529 | 0.0   | 0.0   | 0.0   |
| <b>LIVE BIRTHS</b>               | 4346        | 3034   | 1241  | 16.1  | 14.7  | 19.8  |
| 10-14                            | 26          | 5      | 21    | 2.4   | 0.7   | 6.3   |
| 15-17                            | 296         | 168    | 128   | 42.4  | 34.9  | 59.0  |
| 18-19                            | 482         | 294    | 185   | 71.0  | 55.7  | 122.7 |
| Age of Mother                    |             |        |       |       |       |       |
| 20-24                            | 1399        | 935    | 457   | 86.3  | 72.8  | 135.7 |
| 25-29                            | 1239        | 934    | 273   | 108.8 | 109.0 | 96.9  |
| 30-34                            | 688         | 533    | 133   | 67.4  | 67.5  | 57.6  |
| 35-39                            | 191         | 148    | 36    | 22.7  | 22.6  | 19.3  |
| 40-44                            | 24          | 16     | 8     | 3.6   | 3.1   | 5.2   |
| >44                              | 1           | 1      | 0     | 0.2   | 0.2   | 0.0   |
| <b>UNWED MOTHER BIRTH RATE</b>   | 1331        | 442    | 887   | 19.9  | 8.6   | 56.9  |
| 10-14                            | 25          | 4      | 21    | 2.3   | 0.5   | 6.3   |
| 15-17                            | 201         | 76     | 125   | 28.8  | 15.8  | 57.6  |
| 18-19                            | 257         | 88     | 168   | 37.9  | 16.7  | 111.4 |
| Age of Mother                    |             |        |       |       |       |       |
| 20-24                            | 504         | 159    | 344   | 31.1  | 12.4  | 102.1 |
| 25-29                            | 219         | 69     | 150   | 19.2  | 8.1   | 53.2  |
| 30-34                            | 98          | 36     | 62    | 9.6   | 4.6   | 26.8  |
| 35-39                            | 24          | 9      | 15    | 2.9   | 1.4   | 8.0   |
| 40-44                            | 3           | 1      | 2     | 0.4   | 0.2   | 1.3   |
| >44                              | 0           | 0      | 0     | 0.0   | 0.0   | 0.0   |
| <b>% BIRTH WEIGHT (grams)</b>    |             |        |       |       |       |       |
| <500                             | 11          | 6      | 5     | 0.3   | 0.2   | 0.4   |
| 500-1499                         | 58          | 25     | 33    | 1.3   | 0.8   | 2.7   |
| 1500-2499                        | 287         | 160    | 126   | 6.6   | 5.3   | 10.2  |
| 2500-3999                        | 3542        | 2463   | 1012  | 81.5  | 81.2  | 81.5  |
| ≥4000                            | 448         | 380    | 65    | 10.3  | 12.5  | 5.2   |
| <b>% OUT OF HOSPITAL BIRTHS</b>  | 50          | 29     | 18    | 1.2   | 1.0   | 1.5   |
| <b>SPONTANEOUS ABORTION RATE</b> | 224         | 147    | 75    | 3.4   | 2.9   | 4.8   |
| 10-14                            | 1           | 0      | 1     | 0.1   | 0.0   | 0.3   |
| 15-17                            | 18          | 13     | 5     | 2.6   | 2.7   | 2.3   |
| 18-19                            | 15          | 10     | 5     | 2.2   | 1.9   | 3.3   |
| Age of Mother                    |             |        |       |       |       |       |
| 20-24                            | 60          | 39     | 21    | 3.7   | 3.0   | 6.2   |
| 25-29                            | 66          | 46     | 20    | 5.8   | 5.4   | 7.1   |
| 30-34                            | 38          | 22     | 15    | 3.7   | 2.8   | 6.5   |
| 35-39                            | 22          | 13     | 8     | 2.6   | 2.0   | 4.3   |
| 40-44                            | 4           | 4      | 0     | 0.6   | 0.8   | 0.0   |
| >44                              | 0           | 0      | 0     | 0.0   | 0.0   | 0.0   |
| <b>INDUCED TERMINATION RATE</b>  | 1266        | 865    | 357   | 19.0  | 16.9  | 22.9  |
| 10-14                            | 15          | 7      | 8     | 1.4   | 0.9   | 2.4   |
| 15-17                            | 112         | 71     | 40    | 16.0  | 14.7  | 18.4  |
| 18-19                            | 199         | 151    | 43    | 29.3  | 28.6  | 28.5  |
| Age of Recipient                 |             |        |       |       |       |       |
| 20-24                            | 503         | 362    | 127   | 31.0  | 28.2  | 37.7  |
| 25-29                            | 233         | 143    | 75    | 20.5  | 16.7  | 26.6  |
| 30-34                            | 126         | 78     | 41    | 12.3  | 9.9   | 17.7  |
| 35-39                            | 58          | 37     | 19    | 6.9   | 5.7   | 10.2  |
| 40-44                            | 19          | 15     | 4     | 2.8   | 2.9   | 2.6   |
| >44                              | 1           | 1      | 0     | 0.2   | 0.2   | 0.0   |
| <b>MARRIAGES</b>                 | 2247        | 1852   | 383   | 8.3   | 8.9   | 6.1   |
| <b>DIVORCES</b>                  | 1128        | 922    | 145   | 4.2   | 4.5   | 2.3   |

# PERCENT VERY LOW BIRTH WEIGHT <1500 GRAMS, 1980 -1989









## SELECTED VITAL STATISTICS BY RACE, BY METROPOLITAN STATISTICAL AREA, 1989

| ITEM                             | ALBANY MSA |       |       |       |       |       |
|----------------------------------|------------|-------|-------|-------|-------|-------|
|                                  | NUMBER     |       |       | RATE  |       |       |
|                                  | Total      | White | Black | Total | White | Black |
| <b>POPULATION</b>                | 131123     | 77345 | 53778 | 0.0   | 0.0   | 0.0   |
| <b>LIVE BIRTHS</b>               | 2052       | 875   | 1171  | 15.6  | 11.3  | 21.8  |
| 10-14                            | 17         | 0     | 17    | 2.9   | 0.0   | 6.1   |
| 15-17                            | 170        | 30    | 140   | 43.0  | 14.8  | 73.0  |
| 18-19                            | 262        | 82    | 180   | 93.3  | 60.3  | 124.4 |
| Age of Mother                    | 674        | 272   | 401   | 101.0 | 76.1  | 129.3 |
| 20-24                            | 530        | 272   | 255   | 85.1  | 77.3  | 94.1  |
| 25-29                            | 286        | 169   | 116   | 53.9  | 50.9  | 58.2  |
| 30-34                            | 98         | 43    | 54    | 24.0  | 16.0  | 38.7  |
| 35-39                            | 15         | 7     | 8     | 4.4   | 3.2   | 6.9   |
| 40-44                            | 0          | 0     | 0     | 0.0   | 0.0   | 0.0   |
| >44                              |            |       |       |       |       |       |
| <b>UNWED MOTHER BIRTH RATE</b>   | 926        | 138   | 788   | 28.5  | 7.4   | 57.4  |
| 10-14                            | 17         | 0     | 17    | 2.9   | 0.0   | 6.1   |
| 15-17                            | 149        | 14    | 135   | 37.7  | 6.9   | 70.3  |
| 18-19                            | 199        | 35    | 164   | 70.9  | 25.7  | 113.3 |
| Age of Mother                    | 347        | 53    | 294   | 52.0  | 14.8  | 94.8  |
| 20-24                            | 132        | 22    | 110   | 21.2  | 6.3   | 40.6  |
| 25-29                            | 57         | 10    | 47    | 10.7  | 3.0   | 23.6  |
| 30-34                            | 23         | 3     | 20    | 5.6   | 1.1   | 14.3  |
| 35-39                            | 2          | 1     | 1     | 0.6   | 0.5   | 0.9   |
| 40-44                            | 0          | 0     | 0     | 0.0   | 0.0   | 0.0   |
| >44                              |            |       |       |       |       |       |
| <b>% BIRTH WEIGHT (grams)</b>    |            |       |       |       |       |       |
| <500                             | 5          | 0     | 5     | 0.2   | 0.0   | 0.4   |
| 500-1499                         | 37         | 13    | 24    | 1.8   | 1.5   | 2.0   |
| 1500-2499                        | 172        | 36    | 135   | 8.4   | 4.1   | 11.5  |
| 2500-3999                        | 1666       | 715   | 946   | 81.2  | 81.7  | 80.8  |
| ≥4000                            | 172        | 111   | 61    | 8.4   | 12.7  | 5.2   |
| <b>% OUT OF HOSPITAL BIRTHS</b>  | 12         | 4     | 8     | 0.6   | 0.5   | 0.7   |
| <b>SPONTANEOUS ABORTION RATE</b> | 260        | 110   | 148   | 8.0   | 5.9   | 10.8  |
| 10-14                            | 2          | 0     | 2     | 0.3   | 0.0   | 0.7   |
| 15-17                            | 18         | 4     | 14    | 4.6   | 2.0   | 7.3   |
| 18-19                            | 22         | 7     | 15    | 7.8   | 5.1   | 10.4  |
| Age of Mother                    | 66         | 22    | 44    | 9.9   | 6.2   | 14.2  |
| 20-24                            | 67         | 29    | 36    | 10.8  | 8.2   | 13.3  |
| 25-29                            | 56         | 31    | 25    | 10.5  | 9.3   | 12.5  |
| 30-34                            | 22         | 12    | 10    | 5.4   | 4.5   | 7.2   |
| 35-39                            | 6          | 4     | 2     | 1.8   | 1.8   | 1.7   |
| 40-44                            | 1          | 1     | 0     | 0.3   | 0.5   | 0.0   |
| >44                              |            |       |       |       |       |       |
| <b>INDUCED TERMINATION RATE</b>  | 459        | 180   | 270   | 14.1  | 9.6   | 19.7  |
| 10-14                            | 13         | 0     | 12    | 2.2   | 0.0   | 4.3   |
| 15-17                            | 44         | 18    | 26    | 11.1  | 8.9   | 13.5  |
| 18-19                            | 60         | 18    | 40    | 21.4  | 13.2  | 27.6  |
| Age of Recipient                 | 141        | 56    | 83    | 21.1  | 15.7  | 26.8  |
| 20-24                            | 110        | 51    | 57    | 17.7  | 14.5  | 21.0  |
| 25-29                            | 56         | 25    | 30    | 10.5  | 7.5   | 15.0  |
| 30-34                            | 29         | 11    | 17    | 7.1   | 4.1   | 12.2  |
| 35-39                            | 6          | 1     | 5     | 1.8   | 0.5   | 4.3   |
| 40-44                            | 0          | 0     | 0     | 0.0   | 0.0   | 0.0   |
| >44                              |            |       |       |       |       |       |
| <b>MARRIAGES</b>                 | 1138       | 754   | 380   | 8.7   | 9.7   | 7.1   |
| <b>DIVORCES</b>                  | 817        | 582   | 225   | 6.2   | 7.5   | 4.2   |

## SELECTED VITAL STATISTICS BY RACE, BY METROPOLITAN STATISTICAL AREA, 1989

| ITEM                             | ATHENS MSA    |               |              |             |             |             |
|----------------------------------|---------------|---------------|--------------|-------------|-------------|-------------|
|                                  | NUMBER        |               |              | RATE        |             |             |
|                                  | Total         | White         | Black        | Total       | White       | Black       |
| <b>POPULATION</b>                | <b>149682</b> | <b>120919</b> | <b>28763</b> | <b>0.0</b>  | <b>0.0</b>  | <b>0.0</b>  |
| <b>LIVE BIRTHS</b>               | <b>2258</b>   | <b>1562</b>   | <b>639</b>   | <b>15.1</b> | <b>12.9</b> | <b>22.2</b> |
| 10-14                            | 11            | 2             | 9            | 2.0         | 0.5         | 6.7         |
| 15-17                            | 141           | 77            | 64           | 41.5        | 30.1        | 76.6        |
| 18-19                            | 237           | 142           | 93           | 49.5        | 35.4        | 119.5       |
| 20-24                            | 645           | 427           | 215          | 56.5        | 44.1        | 123.4       |
| 25-29                            | 689           | 500           | 162          | 101.3       | 92.7        | 115.1       |
| 30-34                            | 404           | 312           | 74           | 68.6        | 66.5        | 61.6        |
| 35-39                            | 120           | 95            | 18           | 26.3        | 25.8        | 20.5        |
| 40-44                            | 11            | 7             | 4            | 3.0         | 2.4         | 5.8         |
| >44                              | 0             | 0             | 0            | 0.0         | 0.0         | 0.0         |
| <b>UNWED MOTHER BIRTH RATE</b>   | <b>668</b>    | <b>216</b>    | <b>452</b>   | <b>16.5</b> | <b>6.6</b>  | <b>60.0</b> |
| 10-14                            | 11            | 2             | 9            | 2.0         | 0.5         | 6.7         |
| 15-17                            | 92            | 30            | 62           | 27.1        | 11.7        | 74.3        |
| 18-19                            | 130           | 42            | 88           | 27.1        | 10.5        | 113.1       |
| 20-24                            | 239           | 78            | 161          | 20.9        | 8.1         | 92.4        |
| 25-29                            | 126           | 39            | 87           | 18.5        | 7.2         | 61.8        |
| 30-34                            | 54            | 16            | 38           | 9.2         | 3.4         | 31.6        |
| 35-39                            | 16            | 9             | 7            | 3.5         | 2.4         | 8.0         |
| 40-44                            | 0             | 0             | 0            | 0.0         | 0.0         | 0.0         |
| >44                              | 0             | 0             | 0            | 0.0         | 0.0         | 0.0         |
| <b>% BIRTH WEIGHT (grams)</b>    |               |               |              |             |             |             |
| <500                             | 5             | 1             | 4            | 0.2         | 0.1         | 0.6         |
| 500-1499                         | 31            | 13            | 18           | 1.4         | 0.8         | 2.8         |
| 1500-2499                        | 141           | 80            | 60           | 6.2         | 5.1         | 9.4         |
| 2500-3999                        | 1833          | 1257          | 523          | 81.2        | 80.5        | 81.8        |
| ≥4000                            | 248           | 211           | 34           | 11.0        | 13.5        | 5.3         |
| <b>% OUT OF HOSPITAL BIRTHS</b>  | <b>31</b>     | <b>19</b>     | <b>9</b>     | <b>1.4</b>  | <b>1.2</b>  | <b>1.4</b>  |
| <b>SPONTANEOUS ABORTION RATE</b> | <b>92</b>     | <b>58</b>     | <b>33</b>    | <b>2.3</b>  | <b>1.8</b>  | <b>4.4</b>  |
| 10-14                            | 1             | 0             | 1            | 0.2         | 0.0         | 0.7         |
| 15-17                            | 9             | 4             | 5            | 2.7         | 1.6         | 6.0         |
| 18-19                            | 7             | 3             | 4            | 1.5         | 0.7         | 5.1         |
| 20-24                            | 22            | 16            | 6            | 1.9         | 1.7         | 3.4         |
| 25-29                            | 24            | 17            | 7            | 3.5         | 3.2         | 5.0         |
| 30-34                            | 14            | 8             | 6            | 2.4         | 1.7         | 5.0         |
| 35-39                            | 12            | 7             | 4            | 2.6         | 1.9         | 4.6         |
| 40-44                            | 3             | 3             | 0            | 0.8         | 1.0         | 0.0         |
| >44                              | 0             | 0             | 0            | 0.0         | 0.0         | 0.0         |
| <b>INDUCED TERMINATION RATE</b>  | <b>844</b>    | <b>595</b>    | <b>210</b>   | <b>20.8</b> | <b>18.1</b> | <b>27.9</b> |
| 10-14                            | 9             | 4             | 5            | 1.7         | 1.0         | 3.7         |
| 15-17                            | 60            | 38            | 21           | 17.7        | 14.8        | 25.1        |
| 18-19                            | 150           | 118           | 27           | 31.3        | 29.4        | 34.7        |
| 20-24                            | 364           | 279           | 73           | 31.9        | 28.8        | 41.9        |
| 25-29                            | 141           | 81            | 48           | 20.7        | 15.0        | 34.1        |
| 30-34                            | 78            | 46            | 25           | 13.2        | 9.8         | 20.8        |
| 35-39                            | 31            | 19            | 10           | 6.8         | 5.2         | 11.4        |
| 40-44                            | 11            | 10            | 1            | 3.0         | 3.4         | 1.4         |
| >44                              | 0             | 0             | 0            | 0.0         | 0.0         | 0.0         |
| <b>MARRIAGES</b>                 | <b>1254</b>   | <b>1059</b>   | <b>184</b>   | <b>8.4</b>  | <b>8.8</b>  | <b>6.4</b>  |
| <b>DIVORCES</b>                  | <b>450</b>    | <b>343</b>    | <b>63</b>    | <b>3.0</b>  | <b>2.8</b>  | <b>2.2</b>  |

## SELECTED VITAL STATISTICS BY RACE, BY METROPOLITAN STATISTICAL AREA, 1989

| ITEM                             | ATLANTA MSA |         |        |       |       |       |
|----------------------------------|-------------|---------|--------|-------|-------|-------|
|                                  | NUMBER      |         |        | RATE  |       |       |
|                                  | Total       | White   | Black  | Total | White | Black |
| <b>POPULATION</b>                | 2686487     | 2044422 | 642065 | 0.0   | 0.0   | 0.0   |
| <b>LIVE BIRTHS</b>               | 49255       | 31375   | 16830  | 18.3  | 15.3  | 26.2  |
| 10-14                            | 218         | 43      | 173    | 1.9   | 0.5   | 5.5   |
| 15-17                            | 2374        | 944     | 1406   | 32.4  | 17.8  | 69.9  |
| 18-19                            | 3870        | 1935    | 1888   | 82.9  | 59.6  | 133.0 |
| Age of Mother                    |             |         |        |       |       |       |
| 20-24                            | 12749       | 7275    | 5282   | 100.1 | 80.6  | 142.5 |
| 25-29                            | 15234       | 10352   | 4486   | 112.3 | 106.0 | 118.0 |
| 30-34                            | 10563       | 7757    | 2538   | 79.1  | 76.0  | 80.4  |
| 35-39                            | 3723        | 2709    | 907    | 36.5  | 33.7  | 42.0  |
| 40-44                            | 511         | 353     | 144    | 6.5   | 5.7   | 8.5   |
| >44                              | 13          | 7       | 6      | 0.2   | 0.1   | 0.4   |
| <b>UNWED MOTHER BIRTH RATE</b>   | 14278       | 3905    | 10262  | 20.5  | 7.5   | 57.2  |
| 10-14                            | 202         | 30      | 171    | 1.8   | 0.4   | 5.4   |
| 15-17                            | 1944        | 548     | 1385   | 26.5  | 10.3  | 68.9  |
| 18-19                            | 2565        | 797     | 1747   | 55.0  | 24.5  | 123.1 |
| Age of Mother                    |             |         |        |       |       |       |
| 20-24                            | 5117        | 1381    | 3705   | 40.2  | 15.3  | 100.0 |
| 25-29                            | 2750        | 681     | 2043   | 20.3  | 7.0   | 53.7  |
| 30-34                            | 1206        | 327     | 871    | 9.0   | 3.2   | 27.6  |
| 35-39                            | 430         | 131     | 288    | 4.2   | 1.6   | 13.4  |
| 40-44                            | 60          | 10      | 48     | 0.8   | 0.2   | 2.8   |
| >44                              | 4           | 0       | 4      | 0.1   | 0.0   | 0.3   |
| <b>% BIRTH WEIGHT (grams)</b>    |             |         |        |       |       |       |
| <500                             | 82          | 31      | 51     | 0.2   | 0.1   | 0.3   |
| 500-1499                         | 710         | 250     | 453    | 1.4   | 0.8   | 2.7   |
| 1500-2499                        | 3078        | 1405    | 1625   | 6.2   | 4.5   | 9.7   |
| 2500-3999                        | 40269       | 25624   | 13704  | 81.8  | 81.7  | 81.4  |
| ≥4000                            | 5116        | 4065    | 997    | 10.4  | 13.0  | 5.9   |
| <b>% OUT OF HOSPITAL BIRTHS</b>  | 451         | 190     | 250    | 0.9   | 0.6   | 1.5   |
| <b>SPONTANEOUS ABORTION RATE</b> | 3492        | 2200    | 1183   | 5.0   | 4.2   | 6.6   |
| 10-14                            | 24          | 7       | 17     | 0.2   | 0.1   | 0.5   |
| 15-17                            | 148         | 73      | 72     | 2.0   | 1.4   | 3.6   |
| 18-19                            | 240         | 136     | 99     | 5.1   | 4.2   | 7.0   |
| Age of Mother                    |             |         |        |       |       |       |
| 20-24                            | 810         | 458     | 329    | 6.4   | 5.1   | 8.9   |
| 25-29                            | 988         | 646     | 314    | 7.3   | 6.6   | 8.3   |
| 30-34                            | 785         | 520     | 235    | 5.9   | 5.1   | 7.4   |
| 35-39                            | 370         | 273     | 87     | 3.6   | 3.4   | 4.0   |
| 40-44                            | 124         | 85      | 29     | 1.6   | 1.4   | 1.7   |
| >44                              | 3           | 2       | 1      | 0.0   | 0.0   | 0.1   |
| <b>INDUCED TERMINATION RATE</b>  | 21843       | 11087   | 9800   | 31.3  | 21.4  | 54.6  |
| 10-14                            | 171         | 51      | 119    | 1.5   | 0.6   | 3.8   |
| 15-17                            | 1699        | 901     | 765    | 23.2  | 17.0  | 38.1  |
| 18-19                            | 2781        | 1537    | 1175   | 59.6  | 47.3  | 82.8  |
| Age of Recipient                 |             |         |        |       |       |       |
| 20-24                            | 7004        | 3471    | 3302   | 55.0  | 38.5  | 89.1  |
| 25-29                            | 5277        | 2534    | 2441   | 38.9  | 25.9  | 64.2  |
| 30-34                            | 3060        | 1552    | 1315   | 22.9  | 15.2  | 41.7  |
| 35-39                            | 1505        | 820     | 588    | 14.7  | 10.2  | 27.3  |
| 40-44                            | 326         | 209     | 89     | 4.1   | 3.4   | 5.3   |
| >44                              | 20          | 12      | 6      | 0.3   | 0.2   | 0.4   |
| <b>MARRIAGES</b>                 | 27706       | 20321   | 6905   | 10.3  | 9.9   | 10.8  |
| <b>DIVORCES</b>                  | 14047       | 10563   | 2650   | 5.2   | 5.2   | 4.1   |

## SELECTED VITAL STATISTICS BY RACE, BY METROPOLITAN STATISTICAL AREA, 1989

| ITEM                             | AUGUSTA MSA   |               |              |             |             |             |
|----------------------------------|---------------|---------------|--------------|-------------|-------------|-------------|
|                                  | NUMBER        |               |              | RATE        |             |             |
|                                  | Total         | White         | Black        | Total       | White       | Black       |
| <b>POPULATION</b>                | <b>277583</b> | <b>180624</b> | <b>96959</b> | <b>0.0</b>  | <b>0.0</b>  | <b>0.0</b>  |
| <b>LIVE BIRTHS</b>               | <b>5043</b>   | <b>2866</b>   | <b>2088</b>  | <b>18.2</b> | <b>15.9</b> | <b>21.5</b> |
| Age of Mother                    |               |               |              |             |             |             |
| 10-14                            | 25            | 4             | 21           | 2.3         | 0.6         | 4.9         |
| 15-17                            | 317           | 138           | 179          | 42.1        | 30.2        | 60.4        |
| 18-19                            | 507           | 236           | 268          | 88.9        | 70.3        | 114.3       |
| 20-24                            | 1565          | 840           | 706          | 108.3       | 95.0        | 125.8       |
| 25-29                            | 1417          | 872           | 510          | 105.5       | 102.0       | 104.3       |
| 30-34                            | 898           | 589           | 286          | 81.9        | 82.8        | 74.4        |
| 35-39                            | 278           | 168           | 102          | 31.7        | 29.1        | 34.3        |
| 40-44                            | 35            | 19            | 15           | 4.8         | 3.9         | 6.4         |
| >44                              | 1             | 0             | 1            | 0.1         | 0.0         | 0.5         |
| <b>UNWED MOTHER BIRTH RATE</b>   | <b>1799</b>   | <b>502</b>    | <b>1290</b>  | <b>26.4</b> | <b>11.6</b> | <b>51.6</b> |
| Age of Mother                    |               |               |              |             |             |             |
| 10-14                            | 24            | 3             | 21           | 2.2         | 0.4         | 4.9         |
| 15-17                            | 257           | 79            | 178          | 34.2        | 17.3        | 60.1        |
| 18-19                            | 337           | 99            | 237          | 59.1        | 29.5        | 101.1       |
| 20-24                            | 665           | 182           | 481          | 46.0        | 20.6        | 85.7        |
| 25-29                            | 325           | 89            | 235          | 24.2        | 10.4        | 48.1        |
| 30-34                            | 143           | 39            | 102          | 13.0        | 5.5         | 26.5        |
| 35-39                            | 40            | 10            | 30           | 4.6         | 1.7         | 10.1        |
| 40-44                            | 8             | 1             | 6            | 1.1         | 0.2         | 2.5         |
| >44                              | 0             | 0             | 0            | 0.0         | 0.0         | 0.0         |
| <b>% BIRTH WEIGHT (grams)</b>    |               |               |              |             |             |             |
| <500                             | 7             | 3             | 4            | 0.1         | 0.1         | 0.2         |
| 500-1499                         | 90            | 33            | 56           | 1.8         | 1.2         | 2.7         |
| 1500-2499                        | 380           | 159           | 218          | 7.5         | 5.5         | 10.4        |
| 2500-3999                        | 4123          | 2345          | 1700         | 81.8        | 81.8        | 81.4        |
| ≥4000                            | 443           | 326           | 110          | 8.8         | 11.4        | 5.3         |
| <b>% OUT OF HOSPITAL BIRTHS</b>  | <b>32</b>     | <b>18</b>     | <b>14</b>    | <b>0.6</b>  | <b>0.6</b>  | <b>0.7</b>  |
| <b>SPONTANEOUS ABORTION RATE</b> | <b>498</b>    | <b>241</b>    | <b>246</b>   | <b>7.3</b>  | <b>5.6</b>  | <b>9.8</b>  |
| Age of Mother                    |               |               |              |             |             |             |
| 10-14                            | 1             | 0             | 1            | 0.1         | 0.0         | 0.2         |
| 15-17                            | 16            | 7             | 9            | 2.1         | 1.5         | 3.0         |
| 18-19                            | 45            | 19            | 26           | 7.9         | 5.7         | 11.1        |
| 20-24                            | 135           | 62            | 71           | 9.3         | 7.0         | 12.6        |
| 25-29                            | 136           | 70            | 63           | 10.1        | 8.2         | 12.9        |
| 30-34                            | 98            | 49            | 45           | 8.9         | 6.9         | 11.7        |
| 35-39                            | 58            | 31            | 27           | 6.6         | 5.4         | 9.1         |
| 40-44                            | 7             | 3             | 4            | 1.0         | 0.6         | 1.7         |
| >44                              | 2             | 0             | 0            | 0.3         | 0.0         | 0.0         |
| <b>INDUCED TERMINATION RATE</b>  | <b>1571</b>   | <b>752</b>    | <b>760</b>   | <b>23.1</b> | <b>17.4</b> | <b>30.4</b> |
| Age of Recipient                 |               |               |              |             |             |             |
| 10-14                            | 12            | 3             | 9            | 1.1         | 0.4         | 2.1         |
| 15-17                            | 144           | 85            | 58           | 19.1        | 18.6        | 19.6        |
| 18-19                            | 240           | 121           | 114          | 42.1        | 36.0        | 48.6        |
| 20-24                            | 510           | 249           | 247          | 35.3        | 28.2        | 44.0        |
| 25-29                            | 366           | 160           | 191          | 27.2        | 18.7        | 39.1        |
| 30-34                            | 193           | 92            | 88           | 17.6        | 12.9        | 22.9        |
| 35-39                            | 83            | 32            | 42           | 9.5         | 5.5         | 14.1        |
| 40-44                            | 21            | 10            | 9            | 2.9         | 2.0         | 3.8         |
| >44                              | 2             | 0             | 2            | 0.3         | 0.0         | 0.9         |
| <b>MARRIAGES</b>                 | <b>1915</b>   | <b>1427</b>   | <b>473</b>   | <b>6.9</b>  | <b>7.9</b>  | <b>4.9</b>  |
| <b>DIVORCES</b>                  | <b>2000</b>   | <b>1405</b>   | <b>555</b>   | <b>7.2</b>  | <b>7.8</b>  | <b>5.7</b>  |

## SELECTED VITAL STATISTICS BY RACE, BY METROPOLITAN STATISTICAL AREA, 1989

| ITEM                             | CHATTANOOGA MSA |        |       |       |       |       |
|----------------------------------|-----------------|--------|-------|-------|-------|-------|
|                                  | NUMBER          |        |       | RATE  |       |       |
|                                  | Total           | White  | Black | Total | White | Black |
| <b>POPULATION</b>                | 116254          | 112881 | 3373  | 0.0   | 0.0   | 0.0   |
| <b>LIVE BIRTHS</b>               | 1618            | 1566   | 48    | 13.9  | 13.9  | 14.2  |
| 10-14                            | 5               | 5      | 0     | 1.1   | 1.1   | 0.0   |
| 15-17                            | 133             | 124    | 9     | 42.7  | 41.1  | 96.8  |
| 18-19                            | 225             | 217    | 8     | 120.1 | 119.7 | 133.3 |
| Age of Mother                    |                 |        |       |       |       |       |
| 20-24                            | 542             | 519    | 23    | 113.5 | 111.9 | 167.9 |
| 25-29                            | 463             | 456    | 4     | 100.9 | 102.7 | 26.7  |
| 30-34                            | 185             | 180    | 4     | 39.4  | 39.2  | 39.2  |
| 35-39                            | 58              | 58     | 0     | 14.7  | 15.1  | 0.0   |
| 40-44                            | 7               | 7      | 0     | 2.1   | 2.1   | 0.0   |
| >44                              | 0               | 0      | 0     | 0.0   | 0.0   | 0.0   |
| <b>UNWED MOTHER BIRTH RATE</b>   | 298             | 270    | 27    | 11.3  | 10.5  | 37.0  |
| 10-14                            | 4               | 4      | 0     | 0.9   | 0.9   | 0.0   |
| 15-17                            | 65              | 56     | 9     | 20.9  | 18.5  | 96.8  |
| 18-19                            | 70              | 64     | 6     | 37.4  | 35.3  | 100.0 |
| Age of Mother                    |                 |        |       |       |       |       |
| 20-24                            | 107             | 96     | 11    | 22.4  | 20.7  | 80.3  |
| 25-29                            | 36              | 35     | 1     | 7.8   | 7.9   | 6.7   |
| 30-34                            | 16              | 15     | 0     | 3.4   | 3.3   | 0.0   |
| 35-39                            | 0               | 0      | 0     | 0.0   | 0.0   | 0.0   |
| 40-44                            | 0               | 0      | 0     | 0.0   | 0.0   | 0.0   |
| >44                              | 0               | 0      | 0     | 0.0   | 0.0   | 0.0   |
| <b>% BIRTH WEIGHT (grams)</b>    |                 |        |       |       |       |       |
| <500                             | 2               | 2      | 0     | 0.1   | 0.1   | 0.0   |
| 500-1499                         | 23              | 23     | 0     | 1.4   | 1.5   | 0.0   |
| 1500-2499                        | 83              | 73     | 8     | 5.1   | 4.7   | 16.7  |
| 2500-3999                        | 1344            | 1303   | 39    | 83.1  | 83.2  | 81.2  |
| ≥4000                            | 166             | 165    | 1     | 10.3  | 10.5  | 2.1   |
| <b>% OUT OF HOSPITAL BIRTHS</b>  | 9               | 9      | 0     | 0.6   | 0.6   | 0.0   |
| <b>SPONTANEOUS ABORTION RATE</b> | 31              | 29     | 2     | 1.2   | 1.1   | 2.7   |
| 10-14                            | 0               | 0      | 0     | 0.0   | 0.0   | 0.0   |
| 15-17                            | 1               | 1      | 0     | 0.3   | 0.3   | 0.0   |
| 18-19                            | 3               | 3      | 0     | 1.6   | 1.7   | 0.0   |
| Age of Mother                    |                 |        |       |       |       |       |
| 20-24                            | 19              | 17     | 2     | 4.0   | 3.7   | 14.6  |
| 25-29                            | 5               | 5      | 0     | 1.1   | 1.1   | 0.0   |
| 30-34                            | 2               | 2      | 0     | 0.4   | 0.4   | 0.0   |
| 35-39                            | 1               | 1      | 0     | 0.3   | 0.3   | 0.0   |
| 40-44                            | 0               | 0      | 0     | 0.0   | 0.0   | 0.0   |
| >44                              | 0               | 0      | 0     | 0.0   | 0.0   | 0.0   |
| <b>INDUCED TERMINATION RATE</b>  | 299             | 283    | 13    | 11.3  | 11.0  | 17.8  |
| 10-14                            | 4               | 4      | 0     | 0.9   | 0.9   | 0.0   |
| 15-17                            | 46              | 43     | 3     | 14.8  | 14.2  | 32.3  |
| 18-19                            | 67              | 64     | 2     | 35.8  | 35.3  | 33.3  |
| Age of Recipient                 |                 |        |       |       |       |       |
| 20-24                            | 89              | 83     | 4     | 18.6  | 17.9  | 29.2  |
| 25-29                            | 49              | 46     | 3     | 10.7  | 10.4  | 20.0  |
| 30-34                            | 26              | 25     | 1     | 5.5   | 5.4   | 9.8   |
| 35-39                            | 15              | 15     | 0     | 3.8   | 3.9   | 0.0   |
| 40-44                            | 3               | 3      | 0     | 0.9   | 0.9   | 0.0   |
| >44                              | 0               | 0      | 0     | 0.0   | 0.0   | 0.0   |
| <b>MARRIAGES</b>                 | 5522            | 5107   | 388   | 47.5  | 45.2  | 115.0 |
| <b>DIVORCES</b>                  | 362             | 352    | 6     | 3.1   | 3.1   | 1.8   |

## SELECTED VITAL STATISTICS BY RACE, BY METROPOLITAN STATISTICAL AREA, 1989

| ITEM                             | COLUMBUS MSA  |               |              |             |             |             |
|----------------------------------|---------------|---------------|--------------|-------------|-------------|-------------|
|                                  | NUMBER        |               |              | RATE        |             |             |
|                                  | Total         | White         | Black        | Total       | White       | Black       |
| <b>POPULATION</b>                | <b>230187</b> | <b>145873</b> | <b>84314</b> | <b>0.0</b>  | <b>0.0</b>  | <b>0.0</b>  |
| <b>LIVE BIRTHS</b>               | <b>3570</b>   | <b>1892</b>   | <b>1615</b>  | <b>15.5</b> | <b>13.0</b> | <b>19.2</b> |
| 10-14                            | 21            | 1             | 20           | 2.4         | 0.2         | 5.6         |
| 15-17                            | 269           | 81            | 188          | 45.7        | 22.6        | 81.6        |
| 18-19                            | 422           | 180           | 239          | 104.5       | 74.4        | 147.7       |
| Age of Mother                    |               |               |              |             |             |             |
| 20-24                            | 1195          | 634           | 543          | 106.7       | 96.5        | 117.2       |
| 25-29                            | 1007          | 602           | 380          | 97.7        | 97.2        | 92.3        |
| 30-34                            | 490           | 298           | 179          | 58.3        | 56.8        | 56.7        |
| 35-39                            | 147           | 85            | 58           | 22.1        | 20.0        | 24.1        |
| 40-44                            | 19            | 11            | 8            | 3.4         | 3.1         | 4.1         |
| >44                              | 0             | 0             | 0            | 0.0         | 0.0         | 0.0         |
| <b>UNWED MOTHER BIRTH RATE</b>   | <b>1307</b>   | <b>312</b>    | <b>992</b>   | <b>25.1</b> | <b>9.8</b>  | <b>49.1</b> |
| 10-14                            | 21            | 1             | 20           | 2.4         | 0.2         | 5.6         |
| 15-17                            | 219           | 40            | 179          | 37.2        | 11.2        | 77.7        |
| 18-19                            | 272           | 71            | 201          | 67.4        | 29.3        | 124.2       |
| Age of Mother                    |               |               |              |             |             |             |
| 20-24                            | 460           | 116           | 341          | 41.1        | 17.7        | 73.6        |
| 25-29                            | 210           | 55            | 155          | 20.4        | 8.9         | 37.7        |
| 30-34                            | 91            | 22            | 69           | 10.8        | 4.2         | 21.8        |
| 35-39                            | 29            | 4             | 25           | 4.4         | 0.9         | 10.4        |
| 40-44                            | 5             | 3             | 2            | 0.9         | 0.8         | 1.0         |
| >44                              | 0             | 0             | 0            | 0.0         | 0.0         | 0.0         |
| <b>% BIRTH WEIGHT (grams)</b>    |               |               |              |             |             |             |
| <500                             | 7             | 1             | 6            | 0.2         | 0.1         | 0.4         |
| 500-1499                         | 63            | 18            | 45           | 1.8         | 1.0         | 2.8         |
| 1500-2499                        | 217           | 83            | 134          | 6.1         | 4.4         | 8.3         |
| 2500-3999                        | 2964          | 1530          | 1376         | 83.0        | 80.9        | 85.2        |
| ≥4000                            | 319           | 260           | 54           | 8.9         | 13.7        | 3.3         |
| <b>% OUT OF HOSPITAL BIRTHS</b>  | <b>16</b>     | <b>5</b>      | <b>11</b>    | <b>0.4</b>  | <b>0.3</b>  | <b>0.7</b>  |
| <b>SPONTANEOUS ABORTION RATE</b> | <b>157</b>    | <b>55</b>     | <b>101</b>   | <b>3.0</b>  | <b>1.7</b>  | <b>5.0</b>  |
| 10-14                            | 0             | 0             | 0            | 0.0         | 0.0         | 0.0         |
| 15-17                            | 11            | 1             | 10           | 1.9         | 0.3         | 4.3         |
| 18-19                            | 17            | 6             | 11           | 4.2         | 2.5         | 6.8         |
| Age of Mother                    |               |               |              |             |             |             |
| 20-24                            | 58            | 23            | 34           | 5.2         | 3.5         | 7.3         |
| 25-29                            | 31            | 10            | 21           | 3.0         | 1.6         | 5.1         |
| 30-34                            | 28            | 12            | 16           | 3.3         | 2.3         | 5.1         |
| 35-39                            | 12            | 3             | 9            | 1.8         | 0.7         | 3.7         |
| 40-44                            | 0             | 0             | 0            | 0.0         | 0.0         | 0.0         |
| >44                              | 0             | 0             | 0            | 0.0         | 0.0         | 0.0         |
| <b>INDUCED TERMINATION RATE</b>  | <b>1033</b>   | <b>496</b>    | <b>499</b>   | <b>19.8</b> | <b>15.6</b> | <b>24.7</b> |
| 10-14                            | 19            | 6             | 13           | 2.2         | 1.2         | 3.6         |
| 15-17                            | 127           | 66            | 60           | 21.6        | 18.4        | 26.0        |
| 18-19                            | 150           | 73            | 76           | 37.1        | 30.2        | 47.0        |
| Age of Recipient                 |               |               |              |             |             |             |
| 20-24                            | 324           | 146           | 166          | 28.9        | 22.2        | 35.8        |
| 25-29                            | 220           | 109           | 101          | 21.3        | 17.6        | 24.5        |
| 30-34                            | 134           | 68            | 61           | 15.9        | 13.0        | 19.3        |
| 35-39                            | 51            | 24            | 19           | 7.7         | 5.7         | 7.9         |
| 40-44                            | 8             | 4             | 3            | 1.4         | 1.1         | 1.5         |
| >44                              | 0             | 0             | 0            | 0.0         | 0.0         | 0.0         |
| <b>MARRIAGES</b>                 | <b>2098</b>   | <b>1424</b>   | <b>649</b>   | <b>9.1</b>  | <b>9.8</b>  | <b>7.7</b>  |
| <b>DIVORCES</b>                  | <b>1368</b>   | <b>858</b>    | <b>451</b>   | <b>5.9</b>  | <b>5.9</b>  | <b>5.3</b>  |



## SELECTED VITAL STATISTICS BY RACE, BY METROPOLITAN STATISTICAL AREA, 1989

| ITEM                             | MACON MSA |        |        |       |       |       |
|----------------------------------|-----------|--------|--------|-------|-------|-------|
|                                  | NUMBER    |        |        | RATE  |       |       |
|                                  | Total     | White  | Black  | Total | White | Black |
| <b>POPULATION</b>                | 298716    | 197093 | 101623 | 0.0   | 0.0   | 0.0   |
| <b>LIVE BIRTHS</b>               | 4668      | 2584   | 2046   | 15.6  | 13.1  | 20.1  |
| 10-14                            | 27        | 0      | 27     | 2.2   | 0.0   | 5.2   |
| 15-17                            | 337       | 93     | 244    | 38.8  | 17.9  | 70.1  |
| 18-19                            | 492       | 229    | 262    | 80.6  | 63.1  | 105.9 |
| Age of Mother                    |           |        |        |       |       |       |
| 20-24                            | 1402      | 706    | 686    | 97.5  | 79.6  | 124.5 |
| 25-29                            | 1418      | 918    | 487    | 110.0 | 112.9 | 102.3 |
| 30-34                            | 752       | 485    | 259    | 63.9  | 62.1  | 65.5  |
| 35-39                            | 212       | 138    | 68     | 22.5  | 21.0  | 23.6  |
| 40-44                            | 28        | 15     | 13     | 3.3   | 2.5   | 5.1   |
| >44                              | 0         | 0      | 0      | 0.0   | 0.0   | 0.0   |
| <b>UNWED MOTHER BIRTH RATE</b>   | 1683      | 334    | 1348   | 23.5  | 7.2   | 52.7  |
| 10-14                            | 26        | 0      | 26     | 2.1   | 0.0   | 5.0   |
| 15-17                            | 284       | 51     | 233    | 32.7  | 9.8   | 66.9  |
| 18-19                            | 319       | 85     | 233    | 52.3  | 23.4  | 94.2  |
| Age of Mother                    |           |        |        |       |       |       |
| 20-24                            | 597       | 110    | 487    | 41.5  | 12.4  | 88.4  |
| 25-29                            | 290       | 58     | 232    | 22.5  | 7.1   | 48.7  |
| 30-34                            | 129       | 21     | 108    | 11.0  | 2.7   | 27.3  |
| 35-39                            | 35        | 9      | 26     | 3.7   | 1.4   | 9.0   |
| 40-44                            | 3         | 0      | 3      | 0.4   | 0.0   | 1.2   |
| >44                              | 0         | 0      | 0      | 0.0   | 0.0   | 0.0   |
| <b>% BIRTH WEIGHT (grams)</b>    |           |        |        |       |       |       |
| <500                             | 5         | 1      | 4      | 0.1   | 0.0   | 0.2   |
| 500-1499                         | 72        | 25     | 47     | 1.5   | 1.0   | 2.3   |
| 1500-2499                        | 361       | 128    | 232    | 7.7   | 5.0   | 11.3  |
| 2500-3999                        | 3795      | 2101   | 1659   | 81.3  | 81.3  | 81.1  |
| ≥4000                            | 435       | 329    | 104    | 9.3   | 12.7  | 5.1   |
| <b>% OUT OF HOSPITAL BIRTHS</b>  | 12        | 2      | 10     | 0.3   | 0.1   | 0.5   |
| <b>SPONTANEOUS ABORTION RATE</b> | 355       | 177    | 171    | 4.9   | 3.8   | 6.7   |
| 10-14                            | 2         | 0      | 2      | 0.2   | 0.0   | 0.4   |
| 15-17                            | 17        | 4      | 13     | 2.0   | 0.8   | 3.7   |
| 18-19                            | 30        | 11     | 19     | 4.9   | 3.0   | 7.7   |
| Age of Mother                    |           |        |        |       |       |       |
| 20-24                            | 106       | 55     | 51     | 7.4   | 6.2   | 9.3   |
| 25-29                            | 98        | 50     | 45     | 7.6   | 6.2   | 9.5   |
| 30-34                            | 71        | 41     | 28     | 6.0   | 5.3   | 7.1   |
| 35-39                            | 26        | 13     | 11     | 2.8   | 2.0   | 3.8   |
| 40-44                            | 5         | 3      | 2      | 0.6   | 0.5   | 0.8   |
| >44                              | 0         | 0      | 0      | 0.0   | 0.0   | 0.0   |
| <b>INDUCED TERMINATION RATE</b>  | 965       | 560    | 375    | 13.5  | 12.1  | 14.7  |
| 10-14                            | 13        | 5      | 8      | 1.0   | 0.7   | 1.5   |
| 15-17                            | 91        | 59     | 32     | 10.5  | 11.3  | 9.2   |
| 18-19                            | 141       | 90     | 48     | 23.1  | 24.8  | 19.4  |
| Age of Recipient                 |           |        |        |       |       |       |
| 20-24                            | 298       | 167    | 124    | 20.7  | 18.8  | 22.5  |
| 25-29                            | 222       | 132    | 83     | 17.2  | 16.2  | 17.4  |
| 30-34                            | 137       | 78     | 55     | 11.6  | 10.0  | 13.9  |
| 35-39                            | 49        | 25     | 21     | 5.2   | 3.8   | 7.3   |
| 40-44                            | 11        | 3      | 2      | 1.3   | 0.5   | 0.8   |
| >44                              | 3         | 1      | 2      | 0.4   | 0.2   | 0.8   |
| <b>MARRIAGES</b>                 | 2796      | 1984   | 801    | 9.4   | 10.1  | 7.9   |
| <b>DIVORCES</b>                  | 1755      | 1267   | 423    | 5.9   | 6.4   | 4.2   |

## SELECTED VITAL STATISTICS BY RACE, BY METROPOLITAN STATISTICAL AREA, 1989

| ITEM                             | SAVANNAH MSA  |               |              |             |             |             |
|----------------------------------|---------------|---------------|--------------|-------------|-------------|-------------|
|                                  | NUMBER        |               |              | RATE        |             |             |
|                                  | Total         | White         | Black        | Total       | White       | Black       |
| <b>POPULATION</b>                | <b>247698</b> | <b>154530</b> | <b>93168</b> | <b>0.0</b>  | <b>0.0</b>  | <b>0.0</b>  |
| <b>LIVE BIRTHS</b>               | <b>4365</b>   | <b>2227</b>   | <b>2092</b>  | <b>17.6</b> | <b>14.4</b> | <b>22.5</b> |
| 10-14                            | 28            | 5             | 23           | 2.8         | 0.9         | 5.0         |
| 15-17                            | 259           | 69            | 188          | 37.8        | 18.1        | 62.2        |
| 18-19                            | 430           | 177           | 251          | 91.7        | 69.2        | 117.7       |
| Age of Mother                    |               |               |              |             |             |             |
| 20-24                            | 1326          | 588           | 727          | 112.0       | 84.8        | 148.1       |
| 25-29                            | 1278          | 741           | 521          | 116.2       | 108.2       | 125.5       |
| 30-34                            | 738           | 461           | 270          | 77.9        | 76.2        | 78.9        |
| 35-39                            | 254           | 159           | 87           | 34.4        | 32.3        | 35.3        |
| 40-44                            | 52            | 27            | 25           | 8.4         | 6.7         | 11.7        |
| >44                              | 0             | 0             | 0            | 0.0         | 0.0         | 0.0         |
| <b>UNWED MOTHER BIRTH RATE</b>   | <b>1627</b>   | <b>305</b>    | <b>1318</b>  | <b>28.3</b> | <b>8.7</b>  | <b>59.2</b> |
| 10-14                            | 27            | 5             | 22           | 2.7         | 0.9         | 4.8         |
| 15-17                            | 216           | 33            | 181          | 31.6        | 8.6         | 59.9        |
| 18-19                            | 295           | 73            | 221          | 62.9        | 28.5        | 103.6       |
| Age of Mother                    |               |               |              |             |             |             |
| 20-24                            | 598           | 103           | 495          | 50.5        | 14.9        | 100.8       |
| 25-29                            | 311           | 55            | 256          | 28.3        | 8.0         | 61.6        |
| 30-34                            | 128           | 27            | 101          | 13.5        | 4.5         | 29.5        |
| 35-39                            | 43            | 6             | 36           | 5.8         | 1.2         | 14.6        |
| 40-44                            | 9             | 3             | 6            | 1.5         | 0.7         | 2.8         |
| >44                              | 0             | 0             | 0            | 0.0         | 0.0         | 0.0         |
| <b>% BIRTH WEIGHT (grams)</b>    |               |               |              |             |             |             |
| <500                             | 11            | 2             | 9            | 0.3         | 0.1         | 0.4         |
| 500-1499                         | 82            | 18            | 64           | 1.9         | 0.8         | 3.1         |
| 1500-2499                        | 317           | 118           | 196          | 7.3         | 5.3         | 9.4         |
| 2500-3999                        | 3574          | 1819          | 1713         | 81.9        | 81.7        | 81.9        |
| ≥4000                            | 381           | 270           | 110          | 8.7         | 12.1        | 5.3         |
| <b>% OUT OF HOSPITAL BIRTHS</b>  | <b>62</b>     | <b>45</b>     | <b>17</b>    | <b>1.4</b>  | <b>2.0</b>  | <b>0.8</b>  |
| <b>SPONTANEOUS ABORTION RATE</b> | <b>467</b>    | <b>233</b>    | <b>225</b>   | <b>8.1</b>  | <b>6.6</b>  | <b>10.1</b> |
| 10-14                            | 2             | 1             | 1            | 0.2         | 0.2         | 0.2         |
| 15-17                            | 22            | 8             | 14           | 3.2         | 2.1         | 4.6         |
| 18-19                            | 21            | 8             | 13           | 4.5         | 3.1         | 6.1         |
| Age of Mother                    |               |               |              |             |             |             |
| 20-24                            | 117           | 47            | 70           | 9.9         | 6.8         | 14.3        |
| 25-29                            | 135           | 79            | 54           | 12.3        | 11.5        | 13.0        |
| 30-34                            | 106           | 59            | 42           | 11.2        | 9.7         | 12.3        |
| 35-39                            | 51            | 24            | 26           | 6.9         | 4.9         | 10.6        |
| 40-44                            | 13            | 7             | 5            | 2.1         | 1.7         | 2.3         |
| >44                              | 0             | 0             | 0            | 0.0         | 0.0         | 0.0         |
| <b>INDUCED TERMINATION RATE</b>  | <b>1198</b>   | <b>598</b>    | <b>590</b>   | <b>20.9</b> | <b>17.0</b> | <b>26.5</b> |
| 10-14                            | 17            | 7             | 10           | 1.7         | 1.3         | 2.2         |
| 15-17                            | 137           | 62            | 74           | 20.0        | 16.2        | 24.5        |
| 18-19                            | 180           | 91            | 89           | 38.4        | 35.6        | 41.7        |
| Age of Recipient                 |               |               |              |             |             |             |
| 20-24                            | 363           | 165           | 197          | 30.7        | 23.8        | 40.1        |
| 25-29                            | 272           | 147           | 123          | 24.7        | 21.5        | 29.6        |
| 30-34                            | 145           | 78            | 63           | 15.3        | 12.9        | 18.4        |
| 35-39                            | 64            | 36            | 27           | 8.7         | 7.3         | 11.0        |
| 40-44                            | 18            | 10            | 7            | 2.9         | 2.5         | 3.3         |
| >44                              | 2             | 2             | 0            | 0.3         | 0.5         | 0.0         |
| <b>MARRIAGES</b>                 | <b>2104</b>   | <b>1445</b>   | <b>649</b>   | <b>8.5</b>  | <b>9.4</b>  | <b>7.0</b>  |
| <b>DIVORCES</b>                  | <b>1570</b>   | <b>1030</b>   | <b>404</b>   | <b>6.3</b>  | <b>6.7</b>  | <b>4.3</b>  |

## SELECTED VITAL STATISTICS BY RACE, BY METROPOLITAN STATISTICAL AREA, 1989

| ITEM                      | TOTAL MSA |         |         |       |       |       |
|---------------------------|-----------|---------|---------|-------|-------|-------|
|                           | NUMBER    |         |         | RATE  |       |       |
|                           | Total     | White   | Black   | Total | White | Black |
| POPULATION                | 4137730   | 3033687 | 1104043 | 0.0   | 0.0   | 0.0   |
| LIVE BIRTHS               | 72829     | 44947   | 26529   | 17.6  | 14.8  | 24.0  |
| 10-14                     | 352       | 60      | 290     | 2.1   | 0.5   | 5.4   |
| 15-17                     | 4000      | 1556    | 2418    | 35.5  | 20.0  | 69.6  |
| 18-19                     | 6445      | 3198    | 3189    | 84.1  | 61.9  | 127.3 |
| Age of Mother             |           |         |         |       |       |       |
| 20-24                     | 20098     | 11261   | 8583    | 99.5  | 80.8  | 136.9 |
| 25-29                     | 22036     | 14713   | 6805    | 109.7 | 104.5 | 113.0 |
| 30-34                     | 14316     | 10251   | 3726    | 75.3  | 72.8  | 75.7  |
| 35-39                     | 4890      | 3455    | 1294    | 33.3  | 30.8  | 37.3  |
| 40-44                     | 678       | 446     | 217     | 5.8   | 5.0   | 7.8   |
| >44                       | 14        | 7       | 7       | 0.1   | 0.1   | 0.3   |
| UNWED MOTHER BIRTH RATE   | 22586     | 5982    | 16477   | 21.6  | 8.0   | 56.0  |
| 10-14                     | 332       | 45      | 286     | 1.9   | 0.4   | 5.3   |
| 15-17                     | 3226      | 851     | 2362    | 28.6  | 10.9  | 68.0  |
| 18-19                     | 4187      | 1266    | 2897    | 54.6  | 24.5  | 115.7 |
| Age of Mother             |           |         |         |       |       |       |
| 20-24                     | 8130      | 2119    | 5975    | 40.2  | 15.2  | 95.3  |
| 25-29                     | 4180      | 1034    | 3119    | 20.8  | 7.3   | 51.8  |
| 30-34                     | 1824      | 477     | 1336    | 9.6   | 3.4   | 27.1  |
| 35-39                     | 616       | 172     | 432     | 4.2   | 1.5   | 12.5  |
| 40-44                     | 87        | 18      | 66      | 0.7   | 0.2   | 2.4   |
| >44                       | 4         | 0       | 4       | 0.0   | 0.0   | 0.2   |
| % BIRTH WEIGHT (grams)    |           |         |         |       |       |       |
| <500                      | 124       | 41      | 83      | 0.2   | 0.1   | 0.3   |
| 500-1499                  | 1108      | 393     | 707     | 1.5   | 0.9   | 2.7   |
| 1500-2499                 | 4749      | 2082    | 2608    | 6.5   | 4.6   | 9.8   |
| 2500-3999                 | 59568     | 36694   | 21660   | 81.8  | 81.6  | 81.6  |
| ≥4000                     | 7280      | 5737    | 1471    | 10.0  | 12.8  | 5.5   |
| % OUT OF HOSPITAL BIRTHS  | 625       | 292     | 319     | 0.9   | 0.6   | 1.2   |
| SPONTANEOUS ABORTION RATE | 5352      | 3103    | 2109    | 5.1   | 4.1   | 7.2   |
| 10-14                     | 32        | 8       | 24      | 0.2   | 0.1   | 0.4   |
| 15-17                     | 242       | 102     | 137     | 2.1   | 1.3   | 3.9   |
| 18-19                     | 385       | 193     | 187     | 5.0   | 3.7   | 7.5   |
| Age of Mother             |           |         |         |       |       |       |
| 20-24                     | 1333      | 700     | 607     | 6.6   | 5.0   | 9.7   |
| 25-29                     | 1484      | 906     | 540     | 7.4   | 6.4   | 9.0   |
| 30-34                     | 1160      | 722     | 397     | 6.1   | 5.1   | 8.1   |
| 35-39                     | 552       | 364     | 174     | 3.8   | 3.2   | 5.0   |
| 40-44                     | 158       | 105     | 42      | 1.4   | 1.2   | 1.5   |
| >44                       | 6         | 3       | 1       | 0.1   | 0.0   | 0.0   |
| INDUCED TERMINATION RATE  | 28212     | 14551   | 12517   | 27.0  | 19.4  | 42.5  |
| 10-14                     | 258       | 80      | 176     | 1.5   | 0.7   | 3.3   |
| 15-17                     | 2348      | 1272    | 1039    | 20.8  | 16.3  | 29.9  |
| 18-19                     | 3769      | 2112    | 1571    | 49.2  | 40.9  | 62.7  |
| Age of Recipient          |           |         |         |       |       |       |
| 20-24                     | 9093      | 4616    | 4196    | 45.0  | 33.1  | 66.9  |
| 25-29                     | 6657      | 3260    | 3047    | 33.1  | 23.2  | 50.6  |
| 30-34                     | 3829      | 1964    | 1638    | 20.1  | 13.9  | 33.3  |
| 35-39                     | 1827      | 982     | 724     | 12.4  | 8.8   | 20.9  |
| 40-44                     | 404       | 250     | 116     | 3.5   | 2.8   | 4.2   |
| >44                       | 27        | 15      | 10      | 0.3   | 0.2   | 0.4   |
| MARRIAGES                 | 44533     | 33521   | 10429   | 10.8  | 11.0  | 9.4   |
| DIVORCES                  | 22369     | 16400   | 4777    | 5.4   | 5.4   | 4.3   |

## SELECTED VITAL STATISTICS BY RACE, BY METROPOLITAN STATISTICAL AREA, 1989

| ITEM                             | TOTAL NON-MSA |         |        |       |       |       |
|----------------------------------|---------------|---------|--------|-------|-------|-------|
|                                  | NUMBER        |         |        | RATE  |       |       |
|                                  | Total         | White   | Black  | Total | White | Black |
| <b>POPULATION</b>                | 2317653       | 1689791 | 627862 | 0.0   | 0.0   | 0.0   |
| <b>LIVE BIRTHS</b>               | 37387         | 24355   | 12841  | 16.1  | 14.4  | 20.5  |
| 10-14                            | 227           | 65      | 161    | 2.3   | 1.0   | 4.7   |
| 15-17                            | 2941          | 1496    | 1439   | 44.4  | 34.7  | 62.3  |
| 18-19                            | 4713          | 2784    | 1922   | 105.5 | 91.4  | 135.1 |
| Age of Mother                    |               |         |        |       |       |       |
| 20-24                            | 13147         | 8453    | 4651   | 131.0 | 121.2 | 151.7 |
| 25-29                            | 9948          | 7069    | 2809   | 110.4 | 110.4 | 107.6 |
| 30-34                            | 4717          | 3359    | 1310   | 56.5  | 53.4  | 63.3  |
| 35-39                            | 1483          | 1000    | 470    | 21.4  | 18.7  | 29.5  |
| 40-44                            | 195           | 118     | 74     | 3.2   | 2.6   | 5.4   |
| >44                              | 16            | 11      | 5      | 0.3   | 0.2   | 0.4   |
| <b>UNWED MOTHER BIRTH RATE</b>   | 12360         | 3736    | 8606   | 24.0  | 10.1  | 59.6  |
| 10-14                            | 206           | 46      | 159    | 2.1   | 0.7   | 4.7   |
| 15-17                            | 2051          | 666     | 1383   | 31.0  | 15.5  | 59.9  |
| 18-19                            | 2530          | 833     | 1696   | 56.6  | 27.3  | 119.2 |
| Age of Mother                    |               |         |        |       |       |       |
| 20-24                            | 4521          | 1324    | 3189   | 45.0  | 19.0  | 104.0 |
| 25-29                            | 1936          | 549     | 1384   | 21.5  | 8.6   | 53.0  |
| 30-34                            | 822           | 252     | 568    | 9.8   | 4.0   | 27.5  |
| 35-39                            | 247           | 52      | 194    | 3.6   | 1.0   | 12.2  |
| 40-44                            | 44            | 13      | 31     | 0.7   | 0.3   | 2.2   |
| >44                              | 3             | 1       | 2      | 0.1   | 0.0   | 0.2   |
| <b>% BIRTH WEIGHT (grams)</b>    |               |         |        |       |       |       |
| <500                             | 57            | 21      | 33     | 0.2   | 0.1   | 0.3   |
| 500-1499                         | 517           | 203     | 312    | 1.4   | 0.8   | 2.4   |
| 1500-2499                        | 2656          | 1310    | 1337   | 7.1   | 5.4   | 10.4  |
| 2500-3999                        | 30757         | 19997   | 10600  | 82.3  | 82.1  | 82.5  |
| ≥4000                            | 3400          | 2824    | 559    | 9.1   | 11.6  | 4.4   |
| <b>% OUT OF HOSPITAL BIRTHS</b>  | 230           | 122     | 104    | 0.6   | 0.5   | 0.8   |
| <b>SPONTANEOUS ABORTION RATE</b> | 2600          | 1672    | 904    | 5.1   | 4.5   | 6.3   |
| 10-14                            | 23            | 8       | 15     | 0.2   | 0.1   | 0.4   |
| 15-17                            | 158           | 89      | 68     | 2.4   | 2.1   | 2.9   |
| 18-19                            | 304           | 176     | 127    | 6.8   | 5.8   | 8.9   |
| Age of Mother                    |               |         |        |       |       |       |
| 20-24                            | 800           | 508     | 287    | 8.0   | 7.3   | 9.4   |
| 25-29                            | 677           | 475     | 196    | 7.5   | 7.4   | 7.5   |
| 30-34                            | 394           | 255     | 134    | 4.7   | 4.1   | 6.5   |
| 35-39                            | 195           | 129     | 61     | 2.8   | 2.4   | 3.8   |
| 40-44                            | 48            | 31      | 16     | 0.8   | 0.7   | 1.2   |
| >44                              | 1             | 1       | 0      | 0.0   | 0.0   | 0.0   |
| <b>INDUCED TERMINATION RATE</b>  | 5588          | 3645    | 1826   | 10.9  | 9.9   | 12.6  |
| 10-14                            | 91            | 49      | 41     | 0.9   | 0.7   | 1.2   |
| 15-17                            | 683           | 451     | 227    | 10.3  | 10.5  | 9.8   |
| 18-19                            | 951           | 697     | 233    | 21.3  | 22.9  | 16.4  |
| Age of Recipient                 |               |         |        |       |       |       |
| 20-24                            | 1837          | 1178    | 631    | 18.3  | 16.9  | 20.6  |
| 25-29                            | 1050          | 669     | 352    | 11.6  | 10.4  | 13.5  |
| 30-34                            | 582           | 363     | 205    | 7.0   | 5.8   | 9.9   |
| 35-39                            | 315           | 186     | 111    | 4.5   | 3.5   | 7.0   |
| 40-44                            | 75            | 50      | 24     | 1.2   | 1.1   | 1.7   |
| >44                              | 4             | 2       | 2      | 0.1   | 0.0   | 0.2   |
| <b>MARRIAGES</b>                 | 22867         | 17643   | 5093   | 9.9   | 10.4  | 8.1   |
| <b>DIVORCES</b>                  | 12809         | 10176   | 1798   | 5.5   | 6.0   | 2.9   |





## SELECTED VITAL STATISTICS BY RACE, BY COUNTY, 1989

| ITEM                             | APPLING |       |       |       |       |       |
|----------------------------------|---------|-------|-------|-------|-------|-------|
|                                  | NUMBER  |       |       | RATE  |       |       |
|                                  | Total   | White | Black | Total | White | Black |
| <b>POPULATION</b>                | 17808   | 14164 | 3644  | 0.0   | 0.0   | 0.0   |
| <b>LIVE BIRTHS</b>               | 241     | 176   | 64    | 13.5  | 12.4  | 17.6  |
| 10-14                            | 1       | 0     | 1     | 1.2   | 0.0   | 5.0   |
| 15-17                            | 23      | 13    | 9     | 41.7  | 31.8  | 63.4  |
| 18-19                            | 48      | 35    | 13    | 161.6 | 157.0 | 175.7 |
| Age of Mother                    |         |       |       |       |       |       |
| 20-24                            | 75      | 56    | 19    | 97.9  | 93.2  | 115.2 |
| 25-29                            | 59      | 46    | 13    | 83.9  | 83.5  | 85.5  |
| 30-34                            | 31      | 23    | 8     | 51.2  | 47.8  | 64.0  |
| 35-39                            | 3       | 2     | 1     | 5.2   | 4.2   | 10.4  |
| 40-44                            | 1       | 1     | 0     | 2.1   | 2.4   | 0.0   |
| >44                              | 0       | 0     | 0     | 0.0   | 0.0   | 0.0   |
| <b>UNWED MOTHER BIRTH RATE</b>   | 70      | 26    | 44    | 17.6  | 8.2   | 54.0  |
| 10-14                            | 1       | 0     | 1     | 1.2   | 0.0   | 5.0   |
| 15-17                            | 14      | 5     | 9     | 25.4  | 12.2  | 63.4  |
| 18-19                            | 17      | 6     | 11    | 57.2  | 26.9  | 148.6 |
| Age of Mother                    |         |       |       |       |       |       |
| 20-24                            | 23      | 10    | 13    | 30.0  | 16.6  | 78.8  |
| 25-29                            | 7       | 2     | 5     | 10.0  | 3.6   | 32.9  |
| 30-34                            | 7       | 3     | 4     | 11.6  | 6.2   | 32.0  |
| 35-39                            | 1       | 0     | 1     | 1.7   | 0.0   | 10.4  |
| 40-44                            | 0       | 0     | 0     | 0.0   | 0.0   | 0.0   |
| >44                              | 0       | 0     | 0     | 0.0   | 0.0   | 0.0   |
| <b>% BIRTH WEIGHT (grams)</b>    |         |       |       |       |       |       |
| <500                             | 0       | 0     | 0     | 0.0   | 0.0   | 0.0   |
| 500-1499                         | 2       | 2     | 0     | 0.8   | 1.1   | 0.0   |
| 1500-2499                        | 12      | 8     | 4     | 5.0   | 4.5   | 6.2   |
| 2500-3999                        | 190     | 139   | 50    | 78.8  | 79.0  | 78.1  |
| ≥4000                            | 37      | 27    | 10    | 15.4  | 15.3  | 15.6  |
| <b>% OUT OF HOSPITAL BIRTHS</b>  | 1       | 1     | 0     | 0.4   | 0.6   | 0.0   |
| <b>SPONTANEOUS ABORTION RATE</b> | 12      | 11    | 1     | 3.0   | 3.5   | 1.2   |
| 10-14                            | 0       | 0     | 0     | 0.0   | 0.0   | 0.0   |
| 15-17                            | 1       | 1     | 0     | 1.8   | 2.4   | 0.0   |
| 18-19                            | 2       | 2     | 0     | 6.7   | 9.0   | 0.0   |
| Age of Mother                    |         |       |       |       |       |       |
| 20-24                            | 4       | 4     | 0     | 5.2   | 6.7   | 0.0   |
| 25-29                            | 3       | 2     | 1     | 4.3   | 3.6   | 6.6   |
| 30-34                            | 2       | 2     | 0     | 3.3   | 4.2   | 0.0   |
| 35-39                            | 0       | 0     | 0     | 0.0   | 0.0   | 0.0   |
| 40-44                            | 0       | 0     | 0     | 0.0   | 0.0   | 0.0   |
| >44                              | 0       | 0     | 0     | 0.0   | 0.0   | 0.0   |
| <b>INDUCED TERMINATION RATE</b>  | 15      | 9     | 6     | 3.8   | 2.8   | 7.4   |
| 10-14                            | 0       | 0     | 0     | 0.0   | 0.0   | 0.0   |
| 15-17                            | 2       | 2     | 0     | 3.6   | 4.9   | 0.0   |
| 18-19                            | 2       | 1     | 1     | 6.7   | 4.5   | 13.5  |
| Age of Recipient                 |         |       |       |       |       |       |
| 20-24                            | 3       | 2     | 1     | 3.9   | 3.3   | 6.1   |
| 25-29                            | 3       | 2     | 1     | 4.3   | 3.6   | 6.6   |
| 30-34                            | 3       | 1     | 2     | 5.0   | 2.1   | 16.0  |
| 35-39                            | 2       | 1     | 1     | 3.5   | 2.1   | 10.4  |
| 40-44                            | 0       | 0     | 0     | 0.0   | 0.0   | 0.0   |
| >44                              | 0       | 0     | 0     | 0.0   | 0.0   | 0.0   |
| <b>MARRIAGES</b>                 | 147     | 129   | 18    | 8.3   | 9.1   | 4.9   |
| <b>DIVORCES</b>                  | 115     | 106   | 7     | 6.5   | 7.5   | 1.9   |

## SELECTED VITAL STATISTICS BY RACE, BY COUNTY, 1989

| ITEM                             | ATKINSON    |             |             |             |             |             |
|----------------------------------|-------------|-------------|-------------|-------------|-------------|-------------|
|                                  | NUMBER      |             |             | RATE        |             |             |
|                                  | Total       | White       | Black       | Total       | White       | Black       |
| <b>POPULATION</b>                | <b>7041</b> | <b>5093</b> | <b>1948</b> | <b>0.0</b>  | <b>0.0</b>  | <b>0.0</b>  |
| <b>LIVE BIRTHS</b>               | <b>113</b>  | <b>78</b>   | <b>35</b>   | <b>16.0</b> | <b>15.3</b> | <b>18.0</b> |
| 10-14                            | 2           | 0           | 2           | 5.8         | 0.0         | 17.5        |
| 15-17                            | 14          | 8           | 6           | 65.1        | 52.6        | 95.2        |
| 18-19                            | 20          | 13          | 7           | 148.1       | 152.9       | 140.0       |
| Age of Mother                    |             |             |             |             |             |             |
| 20-24                            | 37          | 26          | 11          | 131.2       | 134.7       | 123.6       |
| 25-29                            | 28          | 20          | 8           | 107.3       | 108.1       | 105.3       |
| 30-34                            | 11          | 10          | 1           | 51.9        | 60.2        | 21.7        |
| 35-39                            | 1           | 1           | 0           | 4.2         | 5.4         | 0.0         |
| 40-44                            | 0           | 0           | 0           | 0.0         | 0.0         | 0.0         |
| >44                              | 0           | 0           | 0           | 0.0         | 0.0         | 0.0         |
| <b>UNWED MOTHER BIRTH RATE</b>   | <b>43</b>   | <b>19</b>   | <b>24</b>   | <b>27.9</b> | <b>17.1</b> | <b>55.7</b> |
| 10-14                            | 2           | 0           | 2           | 5.8         | 0.0         | 17.5        |
| 15-17                            | 9           | 4           | 5           | 41.9        | 26.3        | 79.4        |
| 18-19                            | 9           | 2           | 7           | 66.7        | 23.5        | 140.0       |
| Age of Mother                    |             |             |             |             |             |             |
| 20-24                            | 15          | 8           | 7           | 53.2        | 41.5        | 78.7        |
| 25-29                            | 7           | 5           | 2           | 26.8        | 27.0        | 26.3        |
| 30-34                            | 1           | 0           | 1           | 4.7         | 0.0         | 21.7        |
| 35-39                            | 0           | 0           | 0           | 0.0         | 0.0         | 0.0         |
| 40-44                            | 0           | 0           | 0           | 0.0         | 0.0         | 0.0         |
| >44                              | 0           | 0           | 0           | 0.0         | 0.0         | 0.0         |
| <b>% BIRTH WEIGHT (grams)</b>    |             |             |             |             |             |             |
| <500                             | 0           | 0           | 0           | 0.0         | 0.0         | 0.0         |
| 500-1499                         | 1           | 0           | 1           | 0.9         | 0.0         | 2.9         |
| 1500-2499                        | 8           | 4           | 4           | 7.1         | 5.1         | 11.4        |
| 2500-3999                        | 97          | 68          | 29          | 85.8        | 87.2        | 82.9        |
| ≥4000                            | 7           | 6           | 1           | 6.2         | 7.7         | 2.9         |
| <b>% OUT OF HOSPITAL BIRTHS</b>  | <b>0</b>    | <b>0</b>    | <b>0</b>    | <b>0.0</b>  | <b>0.0</b>  | <b>0.0</b>  |
| <b>SPONTANEOUS ABORTION RATE</b> | <b>9</b>    | <b>6</b>    | <b>3</b>    | <b>5.8</b>  | <b>5.4</b>  | <b>7.0</b>  |
| 10-14                            | 0           | 0           | 0           | 0.0         | 0.0         | 0.0         |
| 15-17                            | 0           | 0           | 0           | 0.0         | 0.0         | 0.0         |
| 18-19                            | 2           | 2           | 0           | 14.8        | 23.5        | 0.0         |
| Age of Mother                    |             |             |             |             |             |             |
| 20-24                            | 6           | 4           | 2           | 21.3        | 20.7        | 22.5        |
| 25-29                            | 0           | 0           | 0           | 0.0         | 0.0         | 0.0         |
| 30-34                            | 1           | 0           | 1           | 4.7         | 0.0         | 21.7        |
| 35-39                            | 0           | 0           | 0           | 0.0         | 0.0         | 0.0         |
| 40-44                            | 0           | 0           | 0           | 0.0         | 0.0         | 0.0         |
| >44                              | 0           | 0           | 0           | 0.0         | 0.0         | 0.0         |
| <b>INDUCED TERMINATION RATE</b>  | <b>2</b>    | <b>2</b>    | <b>0</b>    | <b>1.3</b>  | <b>1.8</b>  | <b>0.0</b>  |
| 10-14                            | 0           | 0           | 0           | 0.0         | 0.0         | 0.0         |
| 15-17                            | 1           | 1           | 0           | 4.7         | 6.6         | 0.0         |
| 18-19                            | 0           | 0           | 0           | 0.0         | 0.0         | 0.0         |
| Age of Recipient                 |             |             |             |             |             |             |
| 20-24                            | 0           | 0           | 0           | 0.0         | 0.0         | 0.0         |
| 25-29                            | 0           | 0           | 0           | 0.0         | 0.0         | 0.0         |
| 30-34                            | 1           | 1           | 0           | 4.7         | 6.0         | 0.0         |
| 35-39                            | 0           | 0           | 0           | 0.0         | 0.0         | 0.0         |
| 40-44                            | 0           | 0           | 0           | 0.0         | 0.0         | 0.0         |
| >44                              | 0           | 0           | 0           | 0.0         | 0.0         | 0.0         |
| <b>MARRIAGES</b>                 | <b>63</b>   | <b>49</b>   | <b>12</b>   | <b>8.9</b>  | <b>9.6</b>  | <b>6.2</b>  |
| <b>DIVORCES</b>                  | <b>23</b>   | <b>22</b>   | <b>0</b>    | <b>3.3</b>  | <b>4.3</b>  | <b>0.0</b>  |



## SELECTED VITAL STATISTICS BY RACE, BY COUNTY, 1989

| ITEM                             | BACON  |       |       |       |       |       |
|----------------------------------|--------|-------|-------|-------|-------|-------|
|                                  | NUMBER |       |       | RATE  |       |       |
|                                  | Total  | White | Black | Total | White | Black |
| <b>POPULATION</b>                | 10203  | 8659  | 1544  | 0.0   | 0.0   | 0.0   |
| <b>LIVE BIRTHS</b>               | 147    | 109   | 37    | 14.4  | 12.6  | 24.0  |
| 10-14                            | 1      | 1     | 0     | 2.0   | 2.6   | 0.0   |
| 15-17                            | 15     | 9     | 6     | 49.3  | 37.5  | 93.7  |
| 18-19                            | 18     | 11    | 7     | 106.5 | 84.0  | 184.2 |
| Age of Mother                    |        |       |       |       |       |       |
| 20-24                            | 67     | 52    | 15    | 170.5 | 162.5 | 205.5 |
| 25-29                            | 25     | 21    | 4     | 61.6  | 61.0  | 64.5  |
| 30-34                            | 16     | 12    | 3     | 43.4  | 37.6  | 60.0  |
| 35-39                            | 4      | 2     | 2     | 14.0  | 8.0   | 58.8  |
| 40-44                            | 1      | 1     | 0     | 3.8   | 4.3   | 0.0   |
| >44                              | 0      | 0     | 0     | 0.0   | 0.0   | 0.0   |
| <b>UNWED MOTHER BIRTH RATE</b>   | 53     | 22    | 31    | 24.2  | 12.0  | 88.8  |
| 10-14                            | 1      | 1     | 0     | 2.0   | 2.6   | 0.0   |
| 15-17                            | 10     | 4     | 6     | 32.9  | 16.7  | 93.7  |
| 18-19                            | 8      | 1     | 7     | 47.3  | 7.6   | 184.2 |
| Age of Mother                    |        |       |       |       |       |       |
| 20-24                            | 23     | 10    | 13    | 58.5  | 31.2  | 178.1 |
| 25-29                            | 8      | 4     | 4     | 19.7  | 11.6  | 64.5  |
| 30-34                            | 2      | 1     | 1     | 5.4   | 3.1   | 20.0  |
| 35-39                            | 1      | 1     | 0     | 3.5   | 4.0   | 0.0   |
| 40-44                            | 0      | 0     | 0     | 0.0   | 0.0   | 0.0   |
| >44                              | 0      | 0     | 0     | 0.0   | 0.0   | 0.0   |
| <b>% BIRTH WEIGHT (grams)</b>    |        |       |       |       |       |       |
| <500                             | 1      | 1     | 0     | 0.7   | 0.9   | 0.0   |
| 500-1499                         | 2      | 0     | 2     | 1.4   | 0.0   | 5.4   |
| 1500-2499                        | 6      | 2     | 4     | 4.1   | 1.8   | 10.8  |
| 2500-3999                        | 121    | 94    | 26    | 82.3  | 86.2  | 70.3  |
| ≥4000                            | 17     | 12    | 5     | 11.6  | 11.0  | 13.5  |
| <b>% OUT OF HOSPITAL BIRTHS</b>  | 0      | 0     | 0     | 0.0   | 0.0   | 0.0   |
| <b>SPONTANEOUS ABORTION RATE</b> | 6      | 5     | 1     | 2.7   | 2.7   | 2.9   |
| 10-14                            | 0      | 0     | 0     | 0.0   | 0.0   | 0.0   |
| 15-17                            | 0      | 0     | 0     | 0.0   | 0.0   | 0.0   |
| 18-19                            | 0      | 0     | 0     | 0.0   | 0.0   | 0.0   |
| Age of Mother                    |        |       |       |       |       |       |
| 20-24                            | 4      | 3     | 1     | 10.2  | 9.4   | 13.7  |
| 25-29                            | 2      | 2     | 0     | 4.9   | 5.8   | 0.0   |
| 30-34                            | 0      | 0     | 0     | 0.0   | 0.0   | 0.0   |
| 35-39                            | 0      | 0     | 0     | 0.0   | 0.0   | 0.0   |
| 40-44                            | 0      | 0     | 0     | 0.0   | 0.0   | 0.0   |
| >44                              | 0      | 0     | 0     | 0.0   | 0.0   | 0.0   |
| <b>INDUCED TERMINATION RATE</b>  | 3      | 3     | 0     | 1.4   | 1.6   | 0.0   |
| 10-14                            | 0      | 0     | 0     | 0.0   | 0.0   | 0.0   |
| 15-17                            | 1      | 1     | 0     | 3.3   | 4.2   | 0.0   |
| 18-19                            | 1      | 1     | 0     | 5.9   | 7.6   | 0.0   |
| Age of Recipient                 |        |       |       |       |       |       |
| 20-24                            | 1      | 1     | 0     | 2.5   | 3.1   | 0.0   |
| 25-29                            | 0      | 0     | 0     | 0.0   | 0.0   | 0.0   |
| 30-34                            | 0      | 0     | 0     | 0.0   | 0.0   | 0.0   |
| 35-39                            | 0      | 0     | 0     | 0.0   | 0.0   | 0.0   |
| 40-44                            | 0      | 0     | 0     | 0.0   | 0.0   | 0.0   |
| >44                              | 0      | 0     | 0     | 0.0   | 0.0   | 0.0   |
| <b>MARRIAGES</b>                 | 93     | 82    | 11    | 9.1   | 9.5   | 7.1   |
| <b>DIVORCES</b>                  | 59     | 52    | 5     | 5.8   | 6.0   | 3.2   |

## SELECTED VITAL STATISTICS BY RACE, BY COUNTY, 1989

| ITEM                             | BAKER  |       |       |       |       |       |
|----------------------------------|--------|-------|-------|-------|-------|-------|
|                                  | NUMBER |       |       | RATE  |       |       |
|                                  | Total  | White | Black | Total | White | Black |
| <b>POPULATION</b>                | 3914   | 1959  | 1955  | 0.0   | 0.0   | 0.0   |
| <b>LIVE BIRTHS</b>               | 51     | 26    | 25    | 13.0  | 13.3  | 12.8  |
| 10-14                            | 1      | 0     | 1     | 6.1   | 0.0   | 10.3  |
| 15-17                            | 5      | 1     | 4     | 39.7  | 18.5  | 55.6  |
| 18-19                            | 7      | 3     | 4     | 88.6  | 100.0 | 81.6  |
| Age of Mother                    |        |       |       |       |       |       |
| 20-24                            | 15     | 9     | 6     | 84.3  | 112.5 | 61.2  |
| 25-29                            | 17     | 10    | 7     | 128.8 | 158.7 | 101.4 |
| 30-34                            | 5      | 2     | 3     | 40.0  | 31.7  | 48.4  |
| 35-39                            | 1      | 1     | 0     | 9.2   | 15.4  | 0.0   |
| 40-44                            | 0      | 0     | 0     | 0.0   | 0.0   | 0.0   |
| >44                              | 0      | 0     | 0     | 0.0   | 0.0   | 0.0   |
| <b>UNWED MOTHER BIRTH RATE</b>   | 26     | 7     | 19    | 31.2  | 17.8  | 43.3  |
| 10-14                            | 1      | 0     | 1     | 6.1   | 0.0   | 10.3  |
| 15-17                            | 5      | 1     | 4     | 39.7  | 18.5  | 55.6  |
| 18-19                            | 6      | 2     | 4     | 75.9  | 66.7  | 81.6  |
| Age of Mother                    |        |       |       |       |       |       |
| 20-24                            | 4      | 1     | 3     | 22.5  | 12.5  | 30.6  |
| 25-29                            | 5      | 1     | 4     | 37.9  | 15.9  | 58.0  |
| 30-34                            | 5      | 2     | 3     | 40.0  | 31.7  | 48.4  |
| 35-39                            | 0      | 0     | 0     | 0.0   | 0.0   | 0.0   |
| 40-44                            | 0      | 0     | 0     | 0.0   | 0.0   | 0.0   |
| >44                              | 0      | 0     | 0     | 0.0   | 0.0   | 0.0   |
| <b>% BIRTH WEIGHT (grams)</b>    |        |       |       |       |       |       |
| <500                             | 0      | 0     | 0     | 0.0   | 0.0   | 0.0   |
| 500-1499                         | 1      | 0     | 1     | 2.0   | 0.0   | 4.0   |
| 1500-2499                        | 3      | 1     | 2     | 5.9   | 3.8   | 8.0   |
| 2500-3999                        | 45     | 23    | 22    | 88.2  | 88.5  | 88.0  |
| ≥4000                            | 2      | 2     | 0     | 3.9   | 7.7   | 0.0   |
| <b>% OUT OF HOSPITAL BIRTHS</b>  | 0      | 0     | 0     | 0.0   | 0.0   | 0.0   |
| <b>SPONTANEOUS ABORTION RATE</b> | 5      | 0     | 5     | 6.0   | 0.0   | 11.4  |
| 10-14                            | 0      | 0     | 0     | 0.0   | 0.0   | 0.0   |
| 15-17                            | 0      | 0     | 0     | 0.0   | 0.0   | 0.0   |
| 18-19                            | 0      | 0     | 0     | 0.0   | 0.0   | 0.0   |
| Age of Mother                    |        |       |       |       |       |       |
| 20-24                            | 2      | 0     | 2     | 11.2  | 0.0   | 20.4  |
| 25-29                            | 1      | 0     | 1     | 7.6   | 0.0   | 14.5  |
| 30-34                            | 1      | 0     | 1     | 8.0   | 0.0   | 16.1  |
| 35-39                            | 1      | 0     | 1     | 9.2   | 0.0   | 22.7  |
| 40-44                            | 0      | 0     | 0     | 0.0   | 0.0   | 0.0   |
| >44                              | 0      | 0     | 0     | 0.0   | 0.0   | 0.0   |
| <b>INDUCED TERMINATION RATE</b>  | 3      | 2     | 1     | 3.6   | 5.1   | 2.3   |
| 10-14                            | 0      | 0     | 0     | 0.0   | 0.0   | 0.0   |
| 15-17                            | 0      | 0     | 0     | 0.0   | 0.0   | 0.0   |
| 18-19                            | 1      | 1     | 0     | 12.7  | 33.3  | 0.0   |
| Age of Recipient                 |        |       |       |       |       |       |
| 20-24                            | 0      | 0     | 0     | 0.0   | 0.0   | 0.0   |
| 25-29                            | 1      | 1     | 0     | 7.6   | 15.9  | 0.0   |
| 30-34                            | 1      | 0     | 1     | 8.0   | 0.0   | 16.1  |
| 35-39                            | 0      | 0     | 0     | 0.0   | 0.0   | 0.0   |
| 40-44                            | 0      | 0     | 0     | 0.0   | 0.0   | 0.0   |
| >44                              | 0      | 0     | 0     | 0.0   | 0.0   | 0.0   |
| <b>MARRIAGES</b>                 | 18     | 11    | 7     | 4.6   | 5.6   | 3.6   |
| <b>DIVORCES</b>                  | 10     | 4     | 6     | 2.6   | 2.0   | 3.1   |

## SELECTED VITAL STATISTICS BY RACE, BY COUNTY, 1989

| ITEM                             | BALDWIN |       |       |       |       |       |
|----------------------------------|---------|-------|-------|-------|-------|-------|
|                                  | NUMBER  |       |       | RATE  |       |       |
|                                  | Total   | White | Black | Total | White | Black |
| <b>POPULATION</b>                | 41942   | 26055 | 15887 | 0.0   | 0.0   | 0.0   |
| <b>LIVE BIRTHS</b>               | 536     | 253   | 280   | 12.8  | 9.7   | 17.6  |
| 10-14                            | 1       | 0     | 1     | 0.6   | 0.0   | 1.2   |
| 15-17                            | 26      | 4     | 22    | 24.0  | 7.4   | 40.7  |
| 18-19                            | 57      | 22    | 35    | 56.2  | 35.9  | 87.1  |
| Age of Mother                    |         |       |       |       |       |       |
| 20-24                            | 174     | 74    | 99    | 77.6  | 54.1  | 113.4 |
| 25-29                            | 170     | 85    | 83    | 96.8  | 79.8  | 120.1 |
| 30-34                            | 76      | 48    | 28    | 46.3  | 47.0  | 45.1  |
| 35-39                            | 29      | 18    | 11    | 22.8  | 21.8  | 24.7  |
| 40-44                            | 3       | 2     | 1     | 2.8   | 2.8   | 2.7   |
| >44                              | 0       | 0     | 0     | 0.0   | 0.0   | 0.0   |
| <b>UNWED MOTHER BIRTH RATE</b>   | 225     | 34    | 191   | 22.3  | 5.5   | 48.5  |
| 10-14                            | 0       | 0     | 0     | 0.0   | 0.0   | 0.0   |
| 15-17                            | 25      | 3     | 22    | 23.1  | 5.5   | 40.7  |
| 18-19                            | 42      | 8     | 34    | 41.4  | 13.1  | 84.6  |
| Age of Mother                    |         |       |       |       |       |       |
| 20-24                            | 89      | 13    | 76    | 39.7  | 9.5   | 87.1  |
| 25-29                            | 48      | 5     | 43    | 27.3  | 4.7   | 62.2  |
| 30-34                            | 12      | 3     | 9     | 7.3   | 2.9   | 14.5  |
| 35-39                            | 8       | 2     | 6     | 6.3   | 2.4   | 13.5  |
| 40-44                            | 1       | 0     | 1     | 0.9   | 0.0   | 2.7   |
| >44                              | 0       | 0     | 0     | 0.0   | 0.0   | 0.0   |
| <b>% BIRTH WEIGHT (grams)</b>    |         |       |       |       |       |       |
| <500                             | 2       | 1     | 1     | 0.4   | 0.4   | 0.4   |
| 500-1499                         | 5       | 1     | 4     | 0.9   | 0.4   | 1.4   |
| 1500-2499                        | 43      | 10    | 32    | 8.0   | 4.0   | 11.4  |
| 2500-3999                        | 442     | 206   | 234   | 82.5  | 81.4  | 83.6  |
| ≥4000                            | 44      | 35    | 9     | 8.2   | 13.8  | 3.2   |
| <b>% OUT OF HOSPITAL BIRTHS</b>  | 2       | 2     | 0     | 0.4   | 0.8   | 0.0   |
| <b>SPONTANEOUS ABORTION RATE</b> | 73      | 27    | 45    | 7.2   | 4.4   | 11.4  |
| 10-14                            | 1       | 0     | 1     | 0.6   | 0.0   | 1.2   |
| 15-17                            | 4       | 2     | 2     | 3.7   | 3.7   | 3.7   |
| 18-19                            | 10      | 0     | 10    | 9.9   | 0.0   | 24.9  |
| Age of Mother                    |         |       |       |       |       |       |
| 20-24                            | 13      | 3     | 10    | 5.8   | 2.2   | 11.5  |
| 25-29                            | 26      | 14    | 11    | 14.8  | 13.1  | 15.9  |
| 30-34                            | 11      | 7     | 4     | 6.7   | 6.8   | 6.4   |
| 35-39                            | 7       | 1     | 6     | 5.5   | 1.2   | 13.5  |
| 40-44                            | 1       | 0     | 1     | 0.9   | 0.0   | 2.7   |
| >44                              | 0       | 0     | 0     | 0.0   | 0.0   | 0.0   |
| <b>INDUCED TERMINATION RATE</b>  | 168     | 84    | 80    | 16.6  | 13.6  | 20.3  |
| 10-14                            | 2       | 0     | 2     | 1.2   | 0.0   | 2.5   |
| 15-17                            | 7       | 2     | 4     | 6.5   | 3.7   | 7.4   |
| 18-19                            | 32      | 22    | 10    | 31.5  | 35.9  | 24.9  |
| Age of Recipient                 |         |       |       |       |       |       |
| 20-24                            | 58      | 37    | 20    | 25.9  | 27.0  | 22.9  |
| 25-29                            | 36      | 9     | 25    | 20.5  | 8.5   | 36.2  |
| 30-34                            | 22      | 9     | 13    | 13.4  | 8.8   | 20.9  |
| 35-39                            | 10      | 5     | 5     | 7.9   | 6.1   | 11.2  |
| 40-44                            | 1       | 0     | 1     | 0.9   | 0.0   | 2.7   |
| >44                              | 0       | 0     | 0     | 0.0   | 0.0   | 0.0   |
| <b>MARRIAGES</b>                 | 348     | 227   | 120   | 8.3   | 8.7   | 7.6   |
| <b>DIVORCES</b>                  | 232     | 106   | 37    | 5.5   | 4.1   | 2.3   |

## SELECTED VITAL STATISTICS BY RACE, BY COUNTY, 1989

| ITEM                             | BANKS       |             |            |             |             |             |
|----------------------------------|-------------|-------------|------------|-------------|-------------|-------------|
|                                  | NUMBER      |             |            | RATE        |             |             |
|                                  | Total       | White       | Black      | Total       | White       | Black       |
| <b>POPULATION</b>                | <b>9636</b> | <b>9139</b> | <b>497</b> | <b>0.0</b>  | <b>0.0</b>  | <b>0.0</b>  |
| <b>LIVE BIRTHS</b>               | <b>138</b>  | <b>128</b>  | <b>9</b>   | <b>14.3</b> | <b>14.0</b> | <b>18.1</b> |
| 10-14                            | 0           | 0           | 0          | 0.0         | 0.0         | 0.0         |
| 15-17                            | 2           | 2           | 0          | 8.3         | 8.8         | 0.0         |
| 18-19                            | 13          | 12          | 1          | 82.8        | 78.4        | 250.0       |
| Age of Mother                    |             |             |            |             |             |             |
| 20-24                            | 52          | 46          | 5          | 136.8       | 128.9       | 217.4       |
| 25-29                            | 38          | 36          | 2          | 96.2        | 96.8        | 87.0        |
| 30-34                            | 24          | 23          | 1          | 68.6        | 68.5        | 71.4        |
| 35-39                            | 9           | 9           | 0          | 26.2        | 27.6        | 0.0         |
| 40-44                            | 0           | 0           | 0          | 0.0         | 0.0         | 0.0         |
| >44                              | 0           | 0           | 0          | 0.0         | 0.0         | 0.0         |
| <b>UNWED MOTHER BIRTH RATE</b>   | <b>19</b>   | <b>14</b>   | <b>5</b>   | <b>8.9</b>  | <b>6.9</b>  | <b>47.6</b> |
| 10-14                            | 0           | 0           | 0          | 0.0         | 0.0         | 0.0         |
| 15-17                            | 2           | 2           | 0          | 8.3         | 8.8         | 0.0         |
| 18-19                            | 6           | 5           | 1          | 38.2        | 32.7        | 250.0       |
| Age of Mother                    |             |             |            |             |             |             |
| 20-24                            | 5           | 3           | 2          | 13.2        | 8.4         | 87.0        |
| 25-29                            | 2           | 1           | 1          | 5.1         | 2.7         | 43.5        |
| 30-34                            | 3           | 2           | 1          | 8.6         | 6.0         | 71.4        |
| 35-39                            | 1           | 1           | 0          | 2.9         | 3.1         | 0.0         |
| 40-44                            | 0           | 0           | 0          | 0.0         | 0.0         | 0.0         |
| >44                              | 0           | 0           | 0          | 0.0         | 0.0         | 0.0         |
| <b>% BIRTH WEIGHT (grams)</b>    |             |             |            |             |             |             |
| <500                             | 0           | 0           | 0          | 0.0         | 0.0         | 0.0         |
| 500-1499                         | 4           | 4           | 0          | 2.9         | 3.1         | 0.0         |
| 1500-2499                        | 14          | 14          | 0          | 10.1        | 10.9        | 0.0         |
| 2500-3999                        | 113         | 103         | 9          | 81.9        | 80.5        | 100.0       |
| ≥4000                            | 7           | 7           | 0          | 5.1         | 5.5         | 0.0         |
| <b>% OUT OF HOSPITAL BIRTHS</b>  | <b>0</b>    | <b>0</b>    | <b>0</b>   | <b>0.0</b>  | <b>0.0</b>  | <b>0.0</b>  |
| <b>SPONTANEOUS ABORTION RATE</b> | <b>11</b>   | <b>9</b>    | <b>2</b>   | <b>5.2</b>  | <b>4.4</b>  | <b>19.0</b> |
| 10-14                            | 0           | 0           | 0          | 0.0         | 0.0         | 0.0         |
| 15-17                            | 0           | 0           | 0          | 0.0         | 0.0         | 0.0         |
| 18-19                            | 0           | 0           | 0          | 0.0         | 0.0         | 0.0         |
| Age of Mother                    |             |             |            |             |             |             |
| 20-24                            | 5           | 5           | 0          | 13.2        | 14.0        | 0.0         |
| 25-29                            | 4           | 3           | 1          | 10.1        | 8.1         | 43.5        |
| 30-34                            | 1           | 0           | 1          | 2.9         | 0.0         | 71.4        |
| 35-39                            | 1           | 1           | 0          | 2.9         | 3.1         | 0.0         |
| 40-44                            | 0           | 0           | 0          | 0.0         | 0.0         | 0.0         |
| >44                              | 0           | 0           | 0          | 0.0         | 0.0         | 0.0         |
| <b>INDUCED TERMINATION RATE</b>  | <b>22</b>   | <b>19</b>   | <b>3</b>   | <b>10.3</b> | <b>9.4</b>  | <b>28.6</b> |
| 10-14                            | 0           | 0           | 0          | 0.0         | 0.0         | 0.0         |
| 15-17                            | 4           | 3           | 1          | 16.6        | 13.2        | 76.9        |
| 18-19                            | 1           | 1           | 0          | 6.4         | 6.5         | 0.0         |
| Age of Recipient                 |             |             |            |             |             |             |
| 20-24                            | 8           | 7           | 1          | 21.1        | 19.6        | 43.5        |
| 25-29                            | 6           | 5           | 1          | 15.2        | 13.4        | 43.5        |
| 30-34                            | 3           | 3           | 0          | 8.6         | 8.9         | 0.0         |
| 35-39                            | 0           | 0           | 0          | 0.0         | 0.0         | 0.0         |
| 40-44                            | 0           | 0           | 0          | 0.0         | 0.0         | 0.0         |
| >44                              | 0           | 0           | 0          | 0.0         | 0.0         | 0.0         |
| <b>MARRIAGES</b>                 | <b>53</b>   | <b>50</b>   | <b>2</b>   | <b>5.5</b>  | <b>5.5</b>  | <b>4.0</b>  |
| <b>DIVORCES</b>                  | <b>65</b>   | <b>62</b>   | <b>1</b>   | <b>6.7</b>  | <b>6.8</b>  | <b>2.0</b>  |

## SELECTED VITAL STATISTICS BY RACE, BY COUNTY, 1989

| ITEM                             | BARROW       |              |             |             |             |             |
|----------------------------------|--------------|--------------|-------------|-------------|-------------|-------------|
|                                  | NUMBER       |              |             | RATE        |             |             |
|                                  | Total        | White        | Black       | Total       | White       | Black       |
| <b>POPULATION</b>                | <b>25958</b> | <b>22092</b> | <b>3866</b> | <b>0.0</b>  | <b>0.0</b>  | <b>0.0</b>  |
| <b>LIVE BIRTHS</b>               | <b>561</b>   | <b>486</b>   | <b>70</b>   | <b>21.6</b> | <b>22.0</b> | <b>18.1</b> |
| 10-14                            | 2            | 1            | 1           | 1.7         | 1.1         | 4.0         |
| 15-17                            | 41           | 30           | 11          | 55.8        | 50.0        | 81.5        |
| 18-19                            | 65           | 55           | 10          | 147.1       | 150.7       | 129.9       |
| Age of Mother                    |              |              |             |             |             |             |
| 20-24                            | 198          | 166          | 31          | 183.2       | 185.9       | 164.9       |
| 25-29                            | 143          | 129          | 12          | 143.1       | 152.5       | 78.4        |
| 30-34                            | 87           | 80           | 5           | 86.7        | 93.5        | 33.8        |
| 35-39                            | 21           | 21           | 0           | 25.3        | 30.0        | 0.0         |
| 40-44                            | 4            | 4            | 0           | 6.0         | 7.0         | 0.0         |
| >44                              | 0            | 0            | 0           | 0.0         | 0.0         | 0.0         |
| <b>UNWED MOTHER BIRTH RATE</b>   | <b>122</b>   | <b>72</b>    | <b>50</b>   | <b>21.2</b> | <b>14.9</b> | <b>53.9</b> |
| 10-14                            | 2            | 1            | 1           | 1.7         | 1.1         | 4.0         |
| 15-17                            | 31           | 20           | 11          | 42.2        | 33.3        | 81.5        |
| 18-19                            | 22           | 14           | 8           | 49.8        | 38.4        | 103.9       |
| Age of Mother                    |              |              |             |             |             |             |
| 20-24                            | 41           | 17           | 24          | 37.9        | 19.0        | 127.7       |
| 25-29                            | 17           | 13           | 4           | 17.0        | 15.4        | 26.1        |
| 30-34                            | 9            | 7            | 2           | 9.0         | 8.2         | 13.5        |
| 35-39                            | 0            | 0            | 0           | 0.0         | 0.0         | 0.0         |
| 40-44                            | 0            | 0            | 0           | 0.0         | 0.0         | 0.0         |
| >44                              | 0            | 0            | 0           | 0.0         | 0.0         | 0.0         |
| <b>% BIRTH WEIGHT (grams)</b>    |              |              |             |             |             |             |
| <500                             | 0            | 0            | 0           | 0.0         | 0.0         | 0.0         |
| 500-1499                         | 6            | 4            | 2           | 1.1         | 0.8         | 2.9         |
| 1500-2499                        | 35           | 29           | 6           | 6.2         | 6.0         | 8.6         |
| 2500-3999                        | 472          | 406          | 61          | 84.1        | 83.5        | 87.1        |
| ≥4000                            | 48           | 47           | 1           | 8.6         | 9.7         | 1.4         |
| <b>% OUT OF HOSPITAL BIRTHS</b>  | <b>5</b>     | <b>3</b>     | <b>2</b>    | <b>0.9</b>  | <b>0.6</b>  | <b>2.9</b>  |
| <b>SPONTANEOUS ABORTION RATE</b> | <b>47</b>    | <b>41</b>    | <b>6</b>    | <b>8.2</b>  | <b>8.5</b>  | <b>6.5</b>  |
| 10-14                            | 0            | 0            | 0           | 0.0         | 0.0         | 0.0         |
| 15-17                            | 4            | 4            | 0           | 5.4         | 6.7         | 0.0         |
| 18-19                            | 2            | 2            | 0           | 4.5         | 5.5         | 0.0         |
| Age of Mother                    |              |              |             |             |             |             |
| 20-24                            | 14           | 12           | 2           | 13.0        | 13.4        | 10.6        |
| 25-29                            | 16           | 15           | 1           | 16.0        | 17.7        | 6.5         |
| 30-34                            | 6            | 4            | 2           | 6.0         | 4.7         | 13.5        |
| 35-39                            | 5            | 4            | 1           | 6.0         | 5.7         | 7.8         |
| 40-44                            | 0            | 0            | 0           | 0.0         | 0.0         | 0.0         |
| >44                              | 0            | 0            | 0           | 0.0         | 0.0         | 0.0         |
| <b>INDUCED TERMINATION RATE</b>  | <b>114</b>   | <b>89</b>    | <b>24</b>   | <b>19.8</b> | <b>18.4</b> | <b>25.9</b> |
| 10-14                            | 1            | 1            | 0           | 0.9         | 1.1         | 0.0         |
| 15-17                            | 14           | 9            | 5           | 19.0        | 15.0        | 37.0        |
| 18-19                            | 12           | 10           | 2           | 27.1        | 27.4        | 26.0        |
| Age of Recipient                 |              |              |             |             |             |             |
| 20-24                            | 35           | 28           | 7           | 32.4        | 31.4        | 37.2        |
| 25-29                            | 27           | 22           | 4           | 27.0        | 26.0        | 26.1        |
| 30-34                            | 16           | 12           | 4           | 15.9        | 14.0        | 27.0        |
| 35-39                            | 6            | 4            | 2           | 7.2         | 5.7         | 15.6        |
| 40-44                            | 3            | 3            | 0           | 4.5         | 5.2         | 0.0         |
| >44                              | 0            | 0            | 0           | 0.0         | 0.0         | 0.0         |
| <b>MARRIAGES</b>                 | <b>283</b>   | <b>251</b>   | <b>31</b>   | <b>10.9</b> | <b>11.4</b> | <b>8.0</b>  |
| <b>DIVORCES</b>                  | <b>156</b>   | <b>144</b>   | <b>10</b>   | <b>6.0</b>  | <b>6.5</b>  | <b>2.6</b>  |

## SELECTED VITAL STATISTICS BY RACE, BY COUNTY, 1989

| ITEM                             | BARTOW       |              |             |             |             |             |
|----------------------------------|--------------|--------------|-------------|-------------|-------------|-------------|
|                                  | NUMBER       |              |             | RATE        |             |             |
|                                  | Total        | White        | Black       | Total       | White       | Black       |
| <b>POPULATION</b>                | <b>50212</b> | <b>44242</b> | <b>5970</b> | <b>0.0</b>  | <b>0.0</b>  | <b>0.0</b>  |
| <b>LIVE BIRTHS</b>               | <b>938</b>   | <b>828</b>   | <b>105</b>  | <b>18.7</b> | <b>18.7</b> | <b>17.6</b> |
| 10-14                            | 2            | 2            | 0           | 0.9         | 1.0         | 0.0         |
| 15-17                            | 61           | 51           | 10          | 43.4        | 42.4        | 49.5        |
| 18-19                            | 113          | 95           | 18          | 144.5       | 142.0       | 159.3       |
| Age of Mother                    |              |              |             |             |             |             |
| 20-24                            | 340          | 292          | 47          | 167.1       | 164.9       | 178.0       |
| 25-29                            | 265          | 245          | 18          | 129.4       | 136.8       | 70.0        |
| 30-34                            | 113          | 99           | 12          | 56.2        | 55.1        | 56.3        |
| 35-39                            | 42           | 42           | 0           | 24.6        | 27.8        | 0.0         |
| 40-44                            | 2            | 2            | 0           | 1.4         | 1.6         | 0.0         |
| >44                              | 0            | 0            | 0           | 0.0         | 0.0         | 0.0         |
| <b>UNWED MOTHER BIRTH RATE</b>   | <b>201</b>   | <b>130</b>   | <b>70</b>   | <b>17.6</b> | <b>13.0</b> | <b>49.7</b> |
| 10-14                            | 1            | 1            | 0           | 0.4         | 0.5         | 0.0         |
| 15-17                            | 33           | 23           | 10          | 23.5        | 19.1        | 49.5        |
| 18-19                            | 45           | 29           | 16          | 57.5        | 43.3        | 141.6       |
| Age of Mother                    |              |              |             |             |             |             |
| 20-24                            | 71           | 40           | 30          | 34.9        | 22.6        | 113.6       |
| 25-29                            | 35           | 25           | 10          | 17.1        | 14.0        | 38.9        |
| 30-34                            | 13           | 9            | 4           | 6.5         | 5.0         | 18.8        |
| 35-39                            | 2            | 2            | 0           | 1.2         | 1.3         | 0.0         |
| 40-44                            | 1            | 1            | 0           | 0.7         | 0.8         | 0.0         |
| >44                              | 0            | 0            | 0           | 0.0         | 0.0         | 0.0         |
| <b>% BIRTH WEIGHT (grams)</b>    |              |              |             |             |             |             |
| <500                             | 1            | 1            | 0           | 0.1         | 0.1         | 0.0         |
| 500-1499                         | 7            | 5            | 2           | 0.7         | 0.6         | 1.9         |
| 1500-2499                        | 67           | 53           | 14          | 7.1         | 6.4         | 13.3        |
| 2500-3999                        | 769          | 680          | 84          | 82.0        | 82.1        | 80.0        |
| ≥4000                            | 94           | 89           | 5           | 10.0        | 10.7        | 4.8         |
| <b>% OUT OF HOSPITAL BIRTHS</b>  | <b>7</b>     | <b>5</b>     | <b>1</b>    | <b>0.7</b>  | <b>0.6</b>  | <b>1.0</b>  |
| <b>SPONTANEOUS ABORTION RATE</b> | <b>55</b>    | <b>42</b>    | <b>8</b>    | <b>4.8</b>  | <b>4.2</b>  | <b>5.7</b>  |
| 10-14                            | 0            | 0            | 0           | 0.0         | 0.0         | 0.0         |
| 15-17                            | 2            | 2            | 0           | 1.4         | 1.7         | 0.0         |
| 18-19                            | 6            | 5            | 0           | 7.7         | 7.5         | 0.0         |
| Age of Mother                    |              |              |             |             |             |             |
| 20-24                            | 18           | 14           | 4           | 8.8         | 7.9         | 15.2        |
| 25-29                            | 13           | 8            | 2           | 6.3         | 4.5         | 7.8         |
| 30-34                            | 8            | 5            | 2           | 4.0         | 2.8         | 9.4         |
| 35-39                            | 6            | 6            | 0           | 3.5         | 4.0         | 0.0         |
| 40-44                            | 2            | 2            | 0           | 1.4         | 1.6         | 0.0         |
| >44                              | 0            | 0            | 0           | 0.0         | 0.0         | 0.0         |
| <b>INDUCED TERMINATION RATE</b>  | <b>202</b>   | <b>172</b>   | <b>23</b>   | <b>17.7</b> | <b>17.2</b> | <b>16.3</b> |
| 10-14                            | 2            | 2            | 0           | 0.9         | 1.0         | 0.0         |
| 15-17                            | 21           | 16           | 5           | 14.9        | 13.3        | 24.8        |
| 18-19                            | 42           | 40           | 2           | 53.7        | 59.8        | 17.7        |
| Age of Recipient                 |              |              |             |             |             |             |
| 20-24                            | 66           | 54           | 9           | 32.4        | 30.5        | 34.1        |
| 25-29                            | 32           | 25           | 6           | 15.6        | 14.0        | 23.3        |
| 30-34                            | 26           | 25           | 0           | 12.9        | 13.9        | 0.0         |
| 35-39                            | 10           | 8            | 0           | 5.9         | 5.3         | 0.0         |
| 40-44                            | 3            | 2            | 1           | 2.1         | 1.6         | 6.3         |
| >44                              | 0            | 0            | 0           | 0.0         | 0.0         | 0.0         |
| <b>MARRIAGES</b>                 | <b>524</b>   | <b>473</b>   | <b>49</b>   | <b>10.4</b> | <b>10.7</b> | <b>8.2</b>  |
| <b>DIVORCES</b>                  | <b>450</b>   | <b>416</b>   | <b>19</b>   | <b>9.0</b>  | <b>9.4</b>  | <b>3.2</b>  |

## SELECTED VITAL STATISTICS BY RACE, BY COUNTY, 1989

| ITEM                             | BEN HILL |       |       |       |       |       |
|----------------------------------|----------|-------|-------|-------|-------|-------|
|                                  | NUMBER   |       |       | RATE  |       |       |
|                                  | Total    | White | Black | Total | White | Black |
| <b>POPULATION</b>                | 18293    | 12727 | 5566  | 0.0   | 0.0   | 0.0   |
| <b>LIVE BIRTHS</b>               | 304      | 171   | 130   | 16.6  | 13.4  | 23.4  |
| 10-14                            | 5        | 0     | 5     | 6.9   | 0.0   | 18.9  |
| 15-17                            | 31       | 15    | 16    | 54.2  | 47.8  | 62.0  |
| 18-19                            | 46       | 23    | 23    | 223.3 | 132.9 | 697.0 |
| Age of Mother                    |          |       |       |       |       |       |
| 20-24                            | 96       | 56    | 40    | 117.1 | 110.5 | 127.8 |
| 25-29                            | 72       | 48    | 23    | 91.8  | 91.1  | 89.5  |
| 30-34                            | 39       | 20    | 18    | 60.4  | 42.6  | 102.3 |
| 35-39                            | 14       | 8     | 5     | 27.0  | 20.5  | 39.4  |
| 40-44                            | 1        | 1     | 0     | 2.2   | 3.1   | 0.0   |
| >44                              | 0        | 0     | 0     | 0.0   | 0.0   | 0.0   |
| <b>UNWED MOTHER BIRTH RATE</b>   | 116      | 27    | 89    | 29.0  | 10.0  | 68.6  |
| 10-14                            | 5        | 0     | 5     | 6.9   | 0.0   | 18.9  |
| 15-17                            | 24       | 9     | 15    | 42.0  | 28.7  | 58.1  |
| 18-19                            | 27       | 6     | 21    | 131.1 | 34.7  | 636.4 |
| Age of Mother                    |          |       |       |       |       |       |
| 20-24                            | 35       | 8     | 27    | 42.7  | 15.8  | 86.3  |
| 25-29                            | 19       | 4     | 15    | 24.2  | 7.6   | 58.4  |
| 30-34                            | 5        | 0     | 5     | 7.7   | 0.0   | 28.4  |
| 35-39                            | 1        | 0     | 1     | 1.9   | 0.0   | 7.9   |
| 40-44                            | 0        | 0     | 0     | 0.0   | 0.0   | 0.0   |
| >44                              | 0        | 0     | 0     | 0.0   | 0.0   | 0.0   |
| <b>% BIRTH WEIGHT (grams)</b>    |          |       |       |       |       |       |
| <500                             | 0        | 0     | 0     | 0.0   | 0.0   | 0.0   |
| 500-1499                         | 6        | 2     | 4     | 2.0   | 1.2   | 3.1   |
| 1500-2499                        | 19       | 4     | 15    | 6.2   | 2.3   | 11.5  |
| 2500-3999                        | 247      | 143   | 102   | 81.2  | 83.6  | 78.5  |
| ≥4000                            | 32       | 22    | 9     | 10.5  | 12.9  | 6.9   |
| <b>% OUT OF HOSPITAL BIRTHS</b>  | 2        | 1     | 1     | 0.7   | 0.6   | 0.8   |
| <b>SPONTANEOUS ABORTION RATE</b> | 9        | 4     | 5     | 2.2   | 1.5   | 3.9   |
| 10-14                            | 1        | 0     | 1     | 1.4   | 0.0   | 3.8   |
| 15-17                            | 0        | 0     | 0     | 0.0   | 0.0   | 0.0   |
| 18-19                            | 1        | 0     | 1     | 4.9   | 0.0   | 30.3  |
| Age of Mother                    |          |       |       |       |       |       |
| 20-24                            | 3        | 1     | 2     | 3.7   | 2.0   | 6.4   |
| 25-29                            | 3        | 2     | 1     | 3.8   | 3.8   | 3.9   |
| 30-34                            | 0        | 0     | 0     | 0.0   | 0.0   | 0.0   |
| 35-39                            | 0        | 0     | 0     | 0.0   | 0.0   | 0.0   |
| 40-44                            | 1        | 1     | 0     | 2.2   | 3.1   | 0.0   |
| >44                              | 0        | 0     | 0     | 0.0   | 0.0   | 0.0   |
| <b>INDUCED TERMINATION RATE</b>  | 20       | 12    | 7     | 5.0   | 4.4   | 5.4   |
| 10-14                            | 2        | 0     | 2     | 2.8   | 0.0   | 7.5   |
| 15-17                            | 1        | 0     | 1     | 1.7   | 0.0   | 3.9   |
| 18-19                            | 5        | 4     | 1     | 24.3  | 23.1  | 30.3  |
| Age of Recipient                 |          |       |       |       |       |       |
| 20-24                            | 5        | 4     | 1     | 6.1   | 7.9   | 3.2   |
| 25-29                            | 3        | 1     | 2     | 3.8   | 1.9   | 7.8   |
| 30-34                            | 2        | 2     | 0     | 3.1   | 4.3   | 0.0   |
| 35-39                            | 2        | 1     | 0     | 3.9   | 2.6   | 0.0   |
| 40-44                            | 0        | 0     | 0     | 0.0   | 0.0   | 0.0   |
| >44                              | 0        | 0     | 0     | 0.0   | 0.0   | 0.0   |
| <b>MARRIAGES</b>                 | 171      | 132   | 39    | 9.3   | 10.4  | 7.0   |
| <b>DIVORCES</b>                  | 108      | 86    | 14    | 5.9   | 6.8   | 2.5   |

## SELECTED VITAL STATISTICS BY RACE, BY COUNTY, 1989

| ITEM                             | BERRIEN      |              |             |             |             |             |
|----------------------------------|--------------|--------------|-------------|-------------|-------------|-------------|
|                                  | NUMBER       |              |             | RATE        |             |             |
|                                  | Total        | White        | Black       | Total       | White       | Black       |
| <b>POPULATION</b>                | <b>14776</b> | <b>12876</b> | <b>1900</b> | <b>0.0</b>  | <b>0.0</b>  | <b>0.0</b>  |
| <b>LIVE BIRTHS</b>               | <b>236</b>   | <b>189</b>   | <b>45</b>   | <b>16.0</b> | <b>14.7</b> | <b>23.7</b> |
| 10-14                            | 2            | 0            | 2           | 3.3         | 0.0         | 22.0        |
| 15-17                            | 22           | 18           | 4           | 48.4        | 48.6        | 47.1        |
| 18-19                            | 32           | 22           | 10          | 129.0       | 107.3       | 232.6       |
| Age of Mother                    |              |              |             |             |             |             |
| 20-24                            | 74           | 57           | 16          | 125.2       | 117.8       | 149.5       |
| 25-29                            | 73           | 65           | 7           | 133.9       | 143.8       | 75.3        |
| 30-34                            | 23           | 19           | 4           | 41.4        | 38.2        | 69.0        |
| 35-39                            | 10           | 8            | 2           | 24.4        | 21.5        | 54.1        |
| 40-44                            | 0            | 0            | 0           | 0.0         | 0.0         | 0.0         |
| >44                              | 0            | 0            | 0           | 0.0         | 0.0         | 0.0         |
| <b>UNWED MOTHER BIRTH RATE</b>   | <b>70</b>    | <b>37</b>    | <b>33</b>   | <b>21.8</b> | <b>13.5</b> | <b>71.6</b> |
| 10-14                            | 2            | 0            | 2           | 3.3         | 0.0         | 22.0        |
| 15-17                            | 13           | 9            | 4           | 28.6        | 24.3        | 47.1        |
| 18-19                            | 17           | 8            | 9           | 68.5        | 39.0        | 209.3       |
| Age of Mother                    |              |              |             |             |             |             |
| 20-24                            | 21           | 9            | 12          | 35.5        | 18.6        | 112.1       |
| 25-29                            | 12           | 7            | 5           | 22.0        | 15.5        | 53.8        |
| 30-34                            | 2            | 2            | 0           | 3.6         | 4.0         | 0.0         |
| 35-39                            | 3            | 2            | 1           | 7.3         | 5.4         | 27.0        |
| 40-44                            | 0            | 0            | 0           | 0.0         | 0.0         | 0.0         |
| >44                              | 0            | 0            | 0           | 0.0         | 0.0         | 0.0         |
| <b>% BIRTH WEIGHT (grams)</b>    |              |              |             |             |             |             |
| <500                             | 0            | 0            | 0           | 0.0         | 0.0         | 0.0         |
| 500-1499                         | 3            | 1            | 2           | 1.3         | 0.5         | 4.4         |
| 1500-2499                        | 14           | 11           | 3           | 5.9         | 5.8         | 6.7         |
| 2500-3999                        | 200          | 161          | 37          | 84.7        | 85.2        | 82.2        |
| ≥4000                            | 19           | 16           | 3           | 8.1         | 8.5         | 6.7         |
| <b>% OUT OF HOSPITAL BIRTHS</b>  | <b>0</b>     | <b>0</b>     | <b>0</b>    | <b>0.0</b>  | <b>0.0</b>  | <b>0.0</b>  |
| <b>SPONTANEOUS ABORTION RATE</b> | <b>11</b>    | <b>9</b>     | <b>2</b>    | <b>3.4</b>  | <b>3.3</b>  | <b>4.3</b>  |
| 10-14                            | 0            | 0            | 0           | 0.0         | 0.0         | 0.0         |
| 15-17                            | 0            | 0            | 0           | 0.0         | 0.0         | 0.0         |
| 18-19                            | 0            | 0            | 0           | 0.0         | 0.0         | 0.0         |
| Age of Mother                    |              |              |             |             |             |             |
| 20-24                            | 5            | 3            | 2           | 8.5         | 6.2         | 18.7        |
| 25-29                            | 3            | 3            | 0           | 5.5         | 6.6         | 0.0         |
| 30-34                            | 3            | 3            | 0           | 5.4         | 6.0         | 0.0         |
| 35-39                            | 0            | 0            | 0           | 0.0         | 0.0         | 0.0         |
| 40-44                            | 0            | 0            | 0           | 0.0         | 0.0         | 0.0         |
| >44                              | 0            | 0            | 0           | 0.0         | 0.0         | 0.0         |
| <b>INDUCED TERMINATION RATE</b>  | <b>2</b>     | <b>2</b>     | <b>0</b>    | <b>0.6</b>  | <b>0.7</b>  | <b>0.0</b>  |
| 10-14                            | 0            | 0            | 0           | 0.0         | 0.0         | 0.0         |
| 15-17                            | 1            | 1            | 0           | 2.2         | 2.7         | 0.0         |
| 18-19                            | 1            | 1            | 0           | 4.0         | 4.9         | 0.0         |
| Age of Recipient                 |              |              |             |             |             |             |
| 20-24                            | 0            | 0            | 0           | 0.0         | 0.0         | 0.0         |
| 25-29                            | 0            | 0            | 0           | 0.0         | 0.0         | 0.0         |
| 30-34                            | 0            | 0            | 0           | 0.0         | 0.0         | 0.0         |
| 35-39                            | 0            | 0            | 0           | 0.0         | 0.0         | 0.0         |
| 40-44                            | 0            | 0            | 0           | 0.0         | 0.0         | 0.0         |
| >44                              | 0            | 0            | 0           | 0.0         | 0.0         | 0.0         |
| <b>MARRIAGES</b>                 | <b>188</b>   | <b>160</b>   | <b>28</b>   | <b>12.7</b> | <b>12.4</b> | <b>14.7</b> |
| <b>DIVORCES</b>                  | <b>41</b>    | <b>16</b>    | <b>4</b>    | <b>2.8</b>  | <b>1.2</b>  | <b>2.1</b>  |



## SELECTED VITAL STATISTICS BY RACE, BY COUNTY, 1989

| ITEM                             | BIBB   |        |       |       |       |       |
|----------------------------------|--------|--------|-------|-------|-------|-------|
|                                  | NUMBER |        |       | RATE  |       |       |
|                                  | Total  | White  | Black | Total | White | Black |
| <b>POPULATION</b>                | 164671 | 100352 | 64319 | 0.0   | 0.0   | 0.0   |
| <b>LIVE BIRTHS</b>               | 2536   | 1168   | 1352  | 15.4  | 11.6  | 21.0  |
| 10-14                            | 19     | 0      | 19    | 2.8   | 0.0   | 5.9   |
| 15-17                            | 215    | 43     | 172   | 47.2  | 18.0  | 79.5  |
| 18-19                            | 289    | 107    | 182   | 86.4  | 56.7  | 124.7 |
| Age of Mother                    |        |        |       |       |       |       |
| 20-24                            | 727    | 301    | 424   | 90.1  | 64.8  | 123.9 |
| 25-29                            | 750    | 417    | 327   | 104.5 | 99.2  | 110.0 |
| 30-34                            | 402    | 231    | 167   | 62.3  | 58.7  | 66.3  |
| 35-39                            | 115    | 61     | 50    | 23.1  | 19.3  | 27.6  |
| 40-44                            | 19     | 8      | 11    | 4.4   | 3.0   | 6.8   |
| >44                              | 0      | 0      | 0     | 0.0   | 0.0   | 0.0   |
| <b>UNWED MOTHER BIRTH RATE</b>   | 1065   | 158    | 907   | 27.4  | 6.9   | 56.8  |
| 10-14                            | 18     | 0      | 18    | 2.7   | 0.0   | 5.6   |
| 15-17                            | 187    | 22     | 165   | 41.1  | 9.2   | 76.3  |
| 18-19                            | 199    | 37     | 162   | 59.5  | 19.6  | 111.0 |
| Age of Mother                    |        |        |       |       |       |       |
| 20-24                            | 355    | 57     | 298   | 44.0  | 12.3  | 87.1  |
| 25-29                            | 196    | 28     | 168   | 27.3  | 6.7   | 56.5  |
| 30-34                            | 84     | 10     | 74    | 13.0  | 2.5   | 29.4  |
| 35-39                            | 23     | 4      | 19    | 4.6   | 1.3   | 10.5  |
| 40-44                            | 3      | 0      | 3     | 0.7   | 0.0   | 1.8   |
| >44                              | 0      | 0      | 0     | 0.0   | 0.0   | 0.0   |
| <b>% BIRTH WEIGHT (grams)</b>    |        |        |       |       |       |       |
| <500                             | 4      | 1      | 3     | 0.2   | 0.1   | 0.2   |
| 500-1499                         | 37     | 10     | 27    | 1.5   | 0.9   | 2.0   |
| 1500-2499                        | 213    | 58     | 154   | 8.4   | 5.0   | 11.4  |
| 2500-3999                        | 2087   | 962    | 1110  | 82.3  | 82.4  | 82.1  |
| ≥4000                            | 195    | 137    | 58    | 7.7   | 11.7  | 4.3   |
| <b>% OUT OF HOSPITAL BIRTHS</b>  | 7      | 0      | 7     | 0.3   | 0.0   | 0.5   |
| <b>SPONTANEOUS ABORTION RATE</b> | 198    | 77     | 117   | 5.1   | 3.4   | 7.3   |
| 10-14                            | 2      | 0      | 2     | 0.3   | 0.0   | 0.6   |
| 15-17                            | 11     | 1      | 10    | 2.4   | 0.4   | 4.6   |
| 18-19                            | 19     | 5      | 14    | 5.7   | 2.7   | 9.6   |
| Age of Mother                    |        |        |       |       |       |       |
| 20-24                            | 62     | 24     | 38    | 7.7   | 5.2   | 11.1  |
| 25-29                            | 46     | 20     | 25    | 6.4   | 4.8   | 8.4   |
| 30-34                            | 39     | 19     | 19    | 6.0   | 4.8   | 7.5   |
| 35-39                            | 16     | 6      | 8     | 3.2   | 1.9   | 4.4   |
| 40-44                            | 3      | 2      | 1     | 0.7   | 0.8   | 0.6   |
| >44                              | 0      | 0      | 0     | 0.0   | 0.0   | 0.0   |
| <b>INDUCED TERMINATION RATE</b>  | 601    | 330    | 255   | 15.5  | 14.4  | 16.0  |
| 10-14                            | 11     | 5      | 6     | 1.6   | 1.4   | 1.9   |
| 15-17                            | 57     | 31     | 26    | 12.5  | 13.0  | 12.0  |
| 18-19                            | 81     | 47     | 33    | 24.2  | 24.9  | 22.6  |
| Age of Recipient                 |        |        |       |       |       |       |
| 20-24                            | 187    | 101    | 81    | 23.2  | 21.7  | 23.7  |
| 25-29                            | 129    | 71     | 54    | 18.0  | 16.9  | 18.2  |
| 30-34                            | 95     | 53     | 40    | 14.7  | 13.5  | 15.9  |
| 35-39                            | 33     | 20     | 11    | 6.6   | 6.3   | 6.1   |
| 40-44                            | 5      | 1      | 2     | 1.2   | 0.4   | 1.2   |
| >44                              | 3      | 1      | 2     | 0.7   | 0.4   | 1.2   |
| <b>MARRIAGES</b>                 | 1596   | 1065   | 528   | 9.7   | 10.6  | 8.2   |
| <b>DIVORCES</b>                  | 924    | 619    | 269   | 5.6   | 6.2   | 4.2   |

## SELECTED VITAL STATISTICS BY RACE, BY COUNTY, 1989

| ITEM                             | BLECKLEY     |             |             |             |             |             |
|----------------------------------|--------------|-------------|-------------|-------------|-------------|-------------|
|                                  | NUMBER       |             |             | RATE        |             |             |
|                                  | Total        | White       | Black       | Total       | White       | Black       |
| <b>POPULATION</b>                | <b>10974</b> | <b>8472</b> | <b>2502</b> | <b>0.0</b>  | <b>0.0</b>  | <b>0.0</b>  |
| <b>LIVE BIRTHS</b>               | <b>155</b>   | <b>98</b>   | <b>57</b>   | <b>14.1</b> | <b>11.6</b> | <b>22.8</b> |
| 10-14                            | 3            | 3           | 0           | 7.1         | 10.5        | 0.0         |
| 15-17                            | 15           | 6           | 9           | 46.2        | 29.1        | 75.6        |
| 18-19                            | 20           | 15          | 5           | 52.8        | 54.7        | 47.6        |
| Age of Mother                    |              |             |             |             |             |             |
| 20-24                            | 51           | 28          | 23          | 107.6       | 86.2        | 154.4       |
| 25-29                            | 49           | 32          | 17          | 137.6       | 124.5       | 171.7       |
| 30-34                            | 12           | 10          | 2           | 32.8        | 34.6        | 26.0        |
| 35-39                            | 5            | 4           | 1           | 15.6        | 14.9        | 18.9        |
| 40-44                            | 0            | 0           | 0           | 0.0         | 0.0         | 0.0         |
| >44                              | 0            | 0           | 0           | 0.0         | 0.0         | 0.0         |
| <b>UNWED MOTHER BIRTH RATE</b>   | <b>58</b>    | <b>12</b>   | <b>46</b>   | <b>23.0</b> | <b>6.5</b>  | <b>69.2</b> |
| 10-14                            | 1            | 1           | 0           | 2.4         | 3.5         | 0.0         |
| 15-17                            | 11           | 3           | 8           | 33.8        | 14.6        | 67.2        |
| 18-19                            | 6            | 2           | 4           | 15.8        | 7.3         | 38.1        |
| Age of Mother                    |              |             |             |             |             |             |
| 20-24                            | 22           | 4           | 18          | 46.4        | 12.3        | 120.8       |
| 25-29                            | 15           | 1           | 14          | 42.1        | 3.9         | 141.4       |
| 30-34                            | 2            | 1           | 1           | 5.5         | 3.5         | 13.0        |
| 35-39                            | 1            | 0           | 1           | 3.1         | 0.0         | 18.9        |
| 40-44                            | 0            | 0           | 0           | 0.0         | 0.0         | 0.0         |
| >44                              | 0            | 0           | 0           | 0.0         | 0.0         | 0.0         |
| <b>% BIRTH WEIGHT (grams)</b>    |              |             |             |             |             |             |
| <500                             | 0            | 0           | 0           | 0.0         | 0.0         | 0.0         |
| 500-1499                         | 3            | 1           | 2           | 1.9         | 1.0         | 3.5         |
| 1500-2499                        | 15           | 6           | 9           | 9.7         | 6.1         | 15.8        |
| 2500-3999                        | 124          | 82          | 42          | 80.0        | 83.7        | 73.7        |
| ≥4000                            | 13           | 9           | 4           | 8.4         | 9.2         | 7.0         |
| <b>% OUT OF HOSPITAL BIRTHS</b>  | <b>0</b>     | <b>0</b>    | <b>0</b>    | <b>0.0</b>  | <b>0.0</b>  | <b>0.0</b>  |
| <b>SPONTANEOUS ABORTION RATE</b> | <b>9</b>     | <b>6</b>    | <b>3</b>    | <b>3.6</b>  | <b>3.2</b>  | <b>4.5</b>  |
| 10-14                            | 0            | 0           | 0           | 0.0         | 0.0         | 0.0         |
| 15-17                            | 1            | 1           | 0           | 3.1         | 4.9         | 0.0         |
| 18-19                            | 2            | 1           | 1           | 5.3         | 3.6         | 9.5         |
| Age of Mother                    |              |             |             |             |             |             |
| 20-24                            | 0            | 0           | 0           | 0.0         | 0.0         | 0.0         |
| 25-29                            | 1            | 0           | 1           | 2.8         | 0.0         | 10.1        |
| 30-34                            | 2            | 1           | 1           | 5.5         | 3.5         | 13.0        |
| 35-39                            | 3            | 3           | 0           | 9.3         | 11.2        | 0.0         |
| 40-44                            | 0            | 0           | 0           | 0.0         | 0.0         | 0.0         |
| >44                              | 0            | 0           | 0           | 0.0         | 0.0         | 0.0         |
| <b>INDUCED TERMINATION RATE</b>  | <b>27</b>    | <b>22</b>   | <b>5</b>    | <b>10.7</b> | <b>11.9</b> | <b>7.5</b>  |
| 10-14                            | 0            | 0           | 0           | 0.0         | 0.0         | 0.0         |
| 15-17                            | 1            | 1           | 0           | 3.1         | 4.9         | 0.0         |
| 18-19                            | 6            | 5           | 1           | 15.8        | 18.2        | 9.5         |
| Age of Recipient                 |              |             |             |             |             |             |
| 20-24                            | 11           | 8           | 3           | 23.2        | 24.6        | 20.1        |
| 25-29                            | 2            | 2           | 0           | 5.6         | 7.8         | 0.0         |
| 30-34                            | 6            | 5           | 1           | 16.4        | 17.3        | 13.0        |
| 35-39                            | 1            | 1           | 0           | 3.1         | 3.7         | 0.0         |
| 40-44                            | 0            | 0           | 0           | 0.0         | 0.0         | 0.0         |
| >44                              | 0            | 0           | 0           | 0.0         | 0.0         | 0.0         |
| <b>MARRIAGES</b>                 | <b>142</b>   | <b>117</b>  | <b>24</b>   | <b>12.9</b> | <b>13.8</b> | <b>9.6</b>  |
| <b>DIVORCES</b>                  | <b>64</b>    | <b>56</b>   | <b>8</b>    | <b>5.8</b>  | <b>6.6</b>  | <b>3.2</b>  |

## SELECTED VITAL STATISTICS BY RACE, BY COUNTY, 1989

| ITEM                             | BRANTLEY |       |       |       |       |       |
|----------------------------------|----------|-------|-------|-------|-------|-------|
|                                  | NUMBER   |       |       | RATE  |       |       |
|                                  | Total    | White | Black | Total | White | Black |
| <b>POPULATION</b>                | 10180    | 9482  | 698   | 0.0   | 0.0   | 0.0   |
| <b>LIVE BIRTHS</b>               | 177      | 164   | 12    | 17.4  | 17.3  | 17.2  |
| 10-14                            | 2        | 1     | 0     | 3.6   | 2.0   | 0.0   |
| 15-17                            | 12       | 11    | 1     | 40.3  | 40.6  | 37.0  |
| 18-19                            | 26       | 26    | 0     | 161.5 | 174.5 | 0.0   |
| Age of Mother                    |          |       |       |       |       |       |
| 20-24                            | 69       | 64    | 5     | 165.9 | 164.5 | 185.2 |
| 25-29                            | 42       | 39    | 3     | 103.4 | 103.4 | 103.4 |
| 30-34                            | 16       | 14    | 2     | 36.3  | 33.9  | 71.4  |
| 35-39                            | 9        | 8     | 1     | 29.1  | 26.7  | 111.1 |
| 40-44                            | 1        | 1     | 0     | 3.7   | 3.9   | 0.0   |
| >44                              | 0        | 0     | 0     | 0.0   | 0.0   | 0.0   |
| <b>UNWED MOTHER BIRTH RATE</b>   | 36       | 30    | 5     | 15.6  | 13.9  | 33.8  |
| 10-14                            | 2        | 1     | 0     | 3.6   | 2.0   | 0.0   |
| 15-17                            | 6        | 5     | 1     | 20.1  | 18.5  | 37.0  |
| 18-19                            | 8        | 8     | 0     | 49.7  | 53.7  | 0.0   |
| Age of Mother                    |          |       |       |       |       |       |
| 20-24                            | 13       | 11    | 2     | 31.2  | 28.3  | 74.1  |
| 25-29                            | 4        | 3     | 1     | 9.9   | 8.0   | 34.5  |
| 30-34                            | 2        | 2     | 0     | 4.5   | 4.8   | 0.0   |
| 35-39                            | 1        | 0     | 1     | 3.2   | 0.0   | 111.1 |
| 40-44                            | 0        | 0     | 0     | 0.0   | 0.0   | 0.0   |
| >44                              | 0        | 0     | 0     | 0.0   | 0.0   | 0.0   |
| <b>% BIRTH WEIGHT (grams)</b>    |          |       |       |       |       |       |
| <500                             | 0        | 0     | 0     | 0.0   | 0.0   | 0.0   |
| 500-1499                         | 3        | 2     | 1     | 1.7   | 1.2   | 8.3   |
| 1500-2499                        | 16       | 14    | 2     | 9.0   | 8.5   | 16.7  |
| 2500-3999                        | 143      | 133   | 9     | 80.8  | 81.1  | 75.0  |
| ≥4000                            | 15       | 15    | 0     | 8.5   | 9.1   | 0.0   |
| <b>% OUT OF HOSPITAL BIRTHS</b>  | 1        | 0     | 1     | 0.6   | 0.0   | 8.3   |
| <b>SPONTANEOUS ABORTION RATE</b> | 12       | 11    | 1     | 5.2   | 5.1   | 6.8   |
| 10-14                            | 0        | 0     | 0     | 0.0   | 0.0   | 0.0   |
| 15-17                            | 1        | 1     | 0     | 3.4   | 3.7   | 0.0   |
| 18-19                            | 0        | 0     | 0     | 0.0   | 0.0   | 0.0   |
| Age of Mother                    |          |       |       |       |       |       |
| 20-24                            | 7        | 6     | 1     | 16.8  | 15.4  | 37.0  |
| 25-29                            | 1        | 1     | 0     | 2.5   | 2.7   | 0.0   |
| 30-34                            | 2        | 2     | 0     | 4.5   | 4.8   | 0.0   |
| 35-39                            | 1        | 1     | 0     | 3.2   | 3.3   | 0.0   |
| 40-44                            | 0        | 0     | 0     | 0.0   | 0.0   | 0.0   |
| >44                              | 0        | 0     | 0     | 0.0   | 0.0   | 0.0   |
| <b>INDUCED TERMINATION RATE</b>  | 1        | 1     | 0     | 0.4   | 0.5   | 0.0   |
| 10-14                            | 0        | 0     | 0     | 0.0   | 0.0   | 0.0   |
| 15-17                            | 0        | 0     | 0     | 0.0   | 0.0   | 0.0   |
| 18-19                            | 0        | 0     | 0     | 0.0   | 0.0   | 0.0   |
| Age of Recipient                 |          |       |       |       |       |       |
| 20-24                            | 0        | 0     | 0     | 0.0   | 0.0   | 0.0   |
| 25-29                            | 0        | 0     | 0     | 0.0   | 0.0   | 0.0   |
| 30-34                            | 0        | 0     | 0     | 0.0   | 0.0   | 0.0   |
| 35-39                            | 1        | 1     | 0     | 3.2   | 3.3   | 0.0   |
| 40-44                            | 0        | 0     | 0     | 0.0   | 0.0   | 0.0   |
| >44                              | 0        | 0     | 0     | 0.0   | 0.0   | 0.0   |
| <b>MARRIAGES</b>                 | 112      | 108   | 4     | 11.0  | 11.4  | 5.7   |
| <b>DIVORCES</b>                  | 69       | 51    | 2     | 6.8   | 5.4   | 2.9   |

## SELECTED VITAL STATISTICS BY RACE, BY COUNTY, 1989

| ITEM                             |           | BROOKS |       |       |       |       |       |
|----------------------------------|-----------|--------|-------|-------|-------|-------|-------|
|                                  |           | NUMBER |       |       | RATE  |       |       |
|                                  |           | Total  | White | Black | Total | White | Black |
| <b>POPULATION</b>                |           | 16515  | 9121  | 7394  | 0.0   | 0.0   | 0.0   |
| <b>LIVE BIRTHS</b>               |           | 285    | 95    | 188   | 17.3  | 10.4  | 25.4  |
|                                  | 10-14     | 0      | 0     | 0     | 0.0   | 0.0   | 0.0   |
|                                  | 15-17     | 39     | 6     | 33    | 79.1  | 30.2  | 112.2 |
|                                  | 18-19     | 45     | 11    | 34    | 164.2 | 83.3  | 239.4 |
| Age<br>of<br>Mother              | 20-24     | 104    | 31    | 72    | 157.3 | 87.3  | 235.3 |
|                                  | 25-29     | 62     | 35    | 27    | 116.1 | 128.7 | 103.1 |
|                                  | 30-34     | 22     | 8     | 14    | 41.9  | 26.9  | 61.4  |
|                                  | 35-39     | 11     | 3     | 7     | 24.0  | 10.8  | 38.7  |
|                                  | 40-44     | 2      | 1     | 1     | 4.9   | 3.9   | 6.6   |
|                                  | >44       | 0      | 0     | 0     | 0.0   | 0.0   | 0.0   |
| <b>UNWED MOTHER BIRTH RATE</b>   |           | 143    | 11    | 131   | 42.7  | 6.2   | 83.7  |
|                                  | 10-14     | 0      | 0     | 0     | 0.0   | 0.0   | 0.0   |
|                                  | 15-17     | 34     | 3     | 31    | 69.0  | 15.1  | 105.4 |
|                                  | 18-19     | 33     | 3     | 30    | 120.4 | 22.7  | 211.3 |
| Age<br>of<br>Mother              | 20-24     | 50     | 4     | 46    | 75.6  | 11.3  | 150.3 |
|                                  | 25-29     | 12     | 0     | 12    | 22.5  | 0.0   | 45.8  |
|                                  | 30-34     | 10     | 0     | 10    | 19.0  | 0.0   | 43.9  |
|                                  | 35-39     | 3      | 0     | 2     | 6.6   | 0.0   | 11.0  |
|                                  | 40-44     | 1      | 1     | 0     | 2.5   | 3.9   | 0.0   |
|                                  | >44       | 0      | 0     | 0     | 0.0   | 0.0   | 0.0   |
| % BIRTH<br>WEIGHT<br>(grams)     | <500      | 0      | 0     | 0     | 0.0   | 0.0   | 0.0   |
|                                  | 500-1499  | 4      | 1     | 3     | 1.4   | 1.1   | 1.6   |
|                                  | 1500-2499 | 25     | 5     | 20    | 8.8   | 5.3   | 10.6  |
|                                  | 2500-3999 | 245    | 86    | 157   | 86.0  | 90.5  | 83.5  |
|                                  | ≥4000     | 11     | 3     | 8     | 3.9   | 3.2   | 4.3   |
| <b>% OUT OF HOSPITAL BIRTHS</b>  |           | 3      | 1     | 2     | 1.1   | 1.1   | 1.1   |
| <b>SPONTANEOUS ABORTION RATE</b> |           | 13     | 4     | 9     | 3.9   | 2.2   | 5.8   |
|                                  | 10-14     | 0      | 0     | 0     | 0.0   | 0.0   | 0.0   |
|                                  | 15-17     | 2      | 0     | 2     | 4.1   | 0.0   | 6.8   |
|                                  | 18-19     | 1      | 0     | 1     | 3.6   | 0.0   | 7.0   |
| Age<br>of<br>Mother              | 20-24     | 3      | 0     | 3     | 4.5   | 0.0   | 9.8   |
|                                  | 25-29     | 2      | 1     | 1     | 3.7   | 3.7   | 3.8   |
|                                  | 30-34     | 3      | 2     | 1     | 5.7   | 6.7   | 4.4   |
|                                  | 35-39     | 2      | 1     | 1     | 4.4   | 3.6   | 5.5   |
|                                  | 40-44     | 0      | 0     | 0     | 0.0   | 0.0   | 0.0   |
|                                  | >44       | 0      | 0     | 0     | 0.0   | 0.0   | 0.0   |
| <b>INDUCED TERMINATION RATE</b>  |           | 2      | 1     | 1     | 0.6   | 0.6   | 0.6   |
|                                  | 10-14     | 0      | 0     | 0     | 0.0   | 0.0   | 0.0   |
|                                  | 15-17     | 1      | 1     | 0     | 2.0   | 5.0   | 0.0   |
|                                  | 18-19     | 0      | 0     | 0     | 0.0   | 0.0   | 0.0   |
| Age<br>of<br>Recipient           | 20-24     | 0      | 0     | 0     | 0.0   | 0.0   | 0.0   |
|                                  | 25-29     | 1      | 0     | 1     | 1.9   | 0.0   | 3.8   |
|                                  | 30-34     | 0      | 0     | 0     | 0.0   | 0.0   | 0.0   |
|                                  | 35-39     | 0      | 0     | 0     | 0.0   | 0.0   | 0.0   |
|                                  | 40-44     | 0      | 0     | 0     | 0.0   | 0.0   | 0.0   |
|                                  | >44       | 0      | 0     | 0     | 0.0   | 0.0   | 0.0   |
| <b>MARRIAGES</b>                 |           | 113    | 69    | 43    | 6.8   | 7.6   | 5.8   |
| <b>DIVORCES</b>                  |           | 85     | 62    | 20    | 5.1   | 6.8   | 2.7   |

## SELECTED VITAL STATISTICS BY RACE, BY COUNTY, 1989

| ITEM                      | BRYAN  |       |       |       |       |       |
|---------------------------|--------|-------|-------|-------|-------|-------|
|                           | NUMBER |       |       | RATE  |       |       |
|                           | Total  | White | Black | Total | White | Black |
| POPULATION                | 12471  | 9728  | 2743  | 0.0   | 0.0   | 0.0   |
| LIVE BIRTHS               | 293    | 223   | 67    | 23.5  | 22.9  | 24.4  |
| 10-14                     | 1      | 0     | 1     | 1.6   | 0.0   | 6.8   |
| 15-17                     | 11     | 4     | 7     | 28.6  | 14.8  | 61.9  |
| 18-19                     | 30     | 24    | 6     | 116.7 | 125.0 | 92.3  |
| Age of Mother             |        |       |       |       |       |       |
| 20-24                     | 95     | 71    | 22    | 182.0 | 181.1 | 169.2 |
| 25-29                     | 85     | 68    | 17    | 147.8 | 147.5 | 149.1 |
| 30-34                     | 51     | 42    | 9     | 105.8 | 102.9 | 121.6 |
| 35-39                     | 19     | 13    | 5     | 46.7  | 38.1  | 75.8  |
| 40-44                     | 1      | 1     | 0     | 3.0   | 4.0   | 0.0   |
| >44                       | 0      | 0     | 0     | 0.0   | 0.0   | 0.0   |
| UNWED MOTHER BIRTH RATE   | 72     | 27    | 45    | 24.4  | 11.7  | 70.1  |
| 10-14                     | 1      | 0     | 1     | 1.6   | 0.0   | 6.8   |
| 15-17                     | 8      | 1     | 7     | 20.8  | 3.7   | 61.9  |
| 18-19                     | 12     | 7     | 5     | 46.7  | 36.5  | 76.9  |
| Age of Mother             |        |       |       |       |       |       |
| 20-24                     | 31     | 13    | 18    | 59.4  | 33.2  | 138.5 |
| 25-29                     | 13     | 4     | 9     | 22.6  | 8.7   | 78.9  |
| 30-34                     | 3      | 1     | 2     | 6.2   | 2.5   | 27.0  |
| 35-39                     | 4      | 1     | 3     | 9.8   | 2.9   | 45.5  |
| 40-44                     | 0      | 0     | 0     | 0.0   | 0.0   | 0.0   |
| >44                       | 0      | 0     | 0     | 0.0   | 0.0   | 0.0   |
| % BIRTH WEIGHT (grams)    |        |       |       |       |       |       |
| <500                      | 1      | 1     | 0     | 0.3   | 0.4   | 0.0   |
| 500-1499                  | 4      | 0     | 4     | 1.4   | 0.0   | 6.0   |
| 1500-2499                 | 20     | 18    | 2     | 6.8   | 8.1   | 3.0   |
| 2500-3999                 | 231    | 171   | 57    | 78.8  | 76.7  | 85.1  |
| ≥4000                     | 37     | 33    | 4     | 12.6  | 14.8  | 6.0   |
| % OUT OF HOSPITAL BIRTHS  | 0      | 0     | 0     | 0.0   | 0.0   | 0.0   |
| SPONTANEOUS ABORTION RATE | 25     | 21    | 4     | 8.5   | 9.1   | 6.2   |
| 10-14                     | 0      | 0     | 0     | 0.0   | 0.0   | 0.0   |
| 15-17                     | 0      | 0     | 0     | 0.0   | 0.0   | 0.0   |
| 18-19                     | 0      | 0     | 0     | 0.0   | 0.0   | 0.0   |
| Age of Mother             |        |       |       |       |       |       |
| 20-24                     | 6      | 6     | 0     | 11.5  | 15.3  | 0.0   |
| 25-29                     | 10     | 6     | 4     | 17.4  | 13.0  | 35.1  |
| 30-34                     | 7      | 7     | 0     | 14.5  | 17.2  | 0.0   |
| 35-39                     | 1      | 1     | 0     | 2.5   | 2.9   | 0.0   |
| 40-44                     | 1      | 1     | 0     | 3.0   | 4.0   | 0.0   |
| >44                       | 0      | 0     | 0     | 0.0   | 0.0   | 0.0   |
| INDUCED TERMINATION RATE  | 44     | 37    | 7     | 14.9  | 16.0  | 10.9  |
| 10-14                     | 3      | 3     | 0     | 4.9   | 6.4   | 0.0   |
| 15-17                     | 6      | 5     | 1     | 15.6  | 18.5  | 8.8   |
| 18-19                     | 5      | 2     | 3     | 19.5  | 10.4  | 46.2  |
| Age of Recipient          |        |       |       |       |       |       |
| 20-24                     | 15     | 14    | 1     | 28.7  | 35.7  | 7.7   |
| 25-29                     | 6      | 6     | 0     | 10.4  | 13.0  | 0.0   |
| 30-34                     | 5      | 4     | 1     | 10.4  | 9.8   | 13.5  |
| 35-39                     | 3      | 2     | 1     | 7.4   | 5.9   | 15.2  |
| 40-44                     | 1      | 1     | 0     | 3.0   | 4.0   | 0.0   |
| >44                       | 0      | 0     | 0     | 0.0   | 0.0   | 0.0   |
| MARRIAGES                 | 86     | 71    | 15    | 6.9   | 7.3   | 5.5   |
| DIVORCES                  | 58     | 49    | 5     | 4.7   | 5.0   | 1.8   |

## SELECTED VITAL STATISTICS BY RACE, BY COUNTY, 1989

| ITEM                             | BULLOCH      |              |              |             |             |             |
|----------------------------------|--------------|--------------|--------------|-------------|-------------|-------------|
|                                  | NUMBER       |              |              | RATE        |             |             |
|                                  | Total        | White        | Black        | Total       | White       | Black       |
| <b>POPULATION</b>                | <b>39758</b> | <b>28861</b> | <b>10897</b> | <b>0.0</b>  | <b>0.0</b>  | <b>0.0</b>  |
| <b>LIVE BIRTHS</b>               | <b>580</b>   | <b>347</b>   | <b>231</b>   | <b>14.6</b> | <b>12.0</b> | <b>21.2</b> |
| 10-14                            | 3            | 0            | 3            | 2.0         | 0.0         | 5.1         |
| 15-17                            | 23           | 11           | 12           | 23.4        | 18.6        | 30.6        |
| 18-19                            | 65           | 26           | 39           | 37.2        | 18.8        | 107.7       |
| Age of Mother                    |              |              |              |             |             |             |
| 20-24                            | 178          | 90           | 88           | 64.8        | 42.0        | 145.9       |
| 25-29                            | 172          | 128          | 44           | 110.3       | 117.0       | 94.4        |
| 30-34                            | 93           | 61           | 31           | 72.7        | 63.9        | 95.4        |
| 35-39                            | 42           | 28           | 14           | 39.8        | 36.3        | 49.5        |
| 40-44                            | 4            | 3            | 0            | 4.3         | 4.4         | 0.0         |
| >44                              | 0            | 0            | 0            | 0.0         | 0.0         | 0.0         |
| <b>UNWED MOTHER BIRTH RATE</b>   | <b>191</b>   | <b>42</b>    | <b>149</b>   | <b>18.5</b> | <b>5.5</b>  | <b>55.8</b> |
| 10-14                            | 3            | 0            | 3            | 2.0         | 0.0         | 5.1         |
| 15-17                            | 19           | 7            | 12           | 19.3        | 11.9        | 30.6        |
| 18-19                            | 43           | 8            | 35           | 24.6        | 5.8         | 96.7        |
| Age of Mother                    |              |              |              |             |             |             |
| 20-24                            | 72           | 12           | 60           | 26.2        | 5.6         | 99.5        |
| 25-29                            | 33           | 11           | 22           | 21.2        | 10.1        | 47.2        |
| 30-34                            | 14           | 3            | 11           | 10.9        | 3.1         | 33.8        |
| 35-39                            | 7            | 1            | 6            | 6.6         | 1.3         | 21.2        |
| 40-44                            | 0            | 0            | 0            | 0.0         | 0.0         | 0.0         |
| >44                              | 0            | 0            | 0            | 0.0         | 0.0         | 0.0         |
| <b>% BIRTH WEIGHT (grams)</b>    |              |              |              |             |             |             |
| <500                             | 0            | 0            | 0            | 0.0         | 0.0         | 0.0         |
| 500-1499                         | 10           | 4            | 6            | 1.7         | 1.2         | 2.6         |
| 1500-2499                        | 57           | 26           | 31           | 9.8         | 7.5         | 13.4        |
| 2500-3999                        | 451          | 267          | 182          | 77.8        | 76.9        | 78.8        |
| ≥4000                            | 62           | 50           | 12           | 10.7        | 14.4        | 5.2         |
| <b>% OUT OF HOSPITAL BIRTHS</b>  | <b>5</b>     | <b>3</b>     | <b>2</b>     | <b>0.9</b>  | <b>0.9</b>  | <b>0.9</b>  |
| <b>SPONTANEOUS ABORTION RATE</b> | <b>63</b>    | <b>36</b>    | <b>27</b>    | <b>6.1</b>  | <b>4.7</b>  | <b>10.1</b> |
| 10-14                            | 0            | 0            | 0            | 0.0         | 0.0         | 0.0         |
| 15-17                            | 6            | 2            | 4            | 6.1         | 3.4         | 10.2        |
| 18-19                            | 10           | 5            | 5            | 5.7         | 3.6         | 13.8        |
| Age of Mother                    |              |              |              |             |             |             |
| 20-24                            | 13           | 5            | 8            | 4.7         | 2.3         | 13.3        |
| 25-29                            | 17           | 12           | 5            | 10.9        | 11.0        | 10.7        |
| 30-34                            | 9            | 7            | 2            | 7.0         | 7.3         | 6.2         |
| 35-39                            | 7            | 4            | 3            | 6.6         | 5.2         | 10.6        |
| 40-44                            | 1            | 1            | 0            | 1.1         | 1.5         | 0.0         |
| >44                              | 0            | 0            | 0            | 0.0         | 0.0         | 0.0         |
| <b>INDUCED TERMINATION RATE</b>  | <b>227</b>   | <b>153</b>   | <b>72</b>    | <b>22.0</b> | <b>20.1</b> | <b>27.0</b> |
| 10-14                            | 1            | 1            | 0            | 0.7         | 1.1         | 0.0         |
| 15-17                            | 19           | 13           | 6            | 19.3        | 22.0        | 15.3        |
| 18-19                            | 76           | 57           | 18           | 43.5        | 41.1        | 49.7        |
| Age of Recipient                 |              |              |              |             |             |             |
| 20-24                            | 89           | 59           | 29           | 32.4        | 27.5        | 48.1        |
| 25-29                            | 15           | 10           | 5            | 9.6         | 9.1         | 10.7        |
| 30-34                            | 18           | 10           | 8            | 14.1        | 10.5        | 24.6        |
| 35-39                            | 8            | 2            | 6            | 7.6         | 2.6         | 21.2        |
| 40-44                            | 1            | 1            | 0            | 1.1         | 1.5         | 0.0         |
| >44                              | 0            | 0            | 0            | 0.0         | 0.0         | 0.0         |
| <b>MARRIAGES</b>                 | <b>290</b>   | <b>204</b>   | <b>84</b>    | <b>7.3</b>  | <b>7.1</b>  | <b>7.7</b>  |
| <b>DIVORCES</b>                  | <b>122</b>   | <b>84</b>    | <b>28</b>    | <b>3.1</b>  | <b>2.9</b>  | <b>2.6</b>  |

## SELECTED VITAL STATISTICS BY RACE, BY COUNTY, 1989

| ITEM                             | BURKE        |              |              |             |             |             |
|----------------------------------|--------------|--------------|--------------|-------------|-------------|-------------|
|                                  | NUMBER       |              |              | RATE        |             |             |
|                                  | Total        | White        | Black        | Total       | White       | Black       |
| <b>POPULATION</b>                | <b>22059</b> | <b>10176</b> | <b>11883</b> | <b>0.0</b>  | <b>0.0</b>  | <b>0.0</b>  |
| <b>LIVE BIRTHS</b>               | <b>426</b>   | <b>132</b>   | <b>294</b>   | <b>19.3</b> | <b>13.0</b> | <b>24.7</b> |
| 10-14                            | 0            | 0            | 0            | 0.0         | 0.0         | 0.0         |
| 15-17                            | 35           | 7            | 28           | 51.5        | 32.6        | 60.2        |
| 18-19                            | 53           | 14           | 39           | 128.0       | 94.6        | 146.6       |
| Age of Mother                    |              |              |              |             |             |             |
| 20-24                            | 130          | 42           | 88           | 134.3       | 110.2       | 149.9       |
| 25-29                            | 120          | 40           | 80           | 130.4       | 95.7        | 159.4       |
| 30-34                            | 62           | 17           | 45           | 87.9        | 47.2        | 130.4       |
| 35-39                            | 21           | 10           | 11           | 35.0        | 32.6        | 37.5        |
| 40-44                            | 5            | 2            | 3            | 10.5        | 7.6         | 14.0        |
| >44                              | 0            | 0            | 0            | 0.0         | 0.0         | 0.0         |
| <b>UNWED MOTHER BIRTH RATE</b>   | <b>237</b>   | <b>20</b>    | <b>217</b>   | <b>49.7</b> | <b>9.6</b>  | <b>81.2</b> |
| 10-14                            | 0            | 0            | 0            | 0.0         | 0.0         | 0.0         |
| 15-17                            | 28           | 1            | 27           | 41.2        | 4.7         | 58.1        |
| 18-19                            | 40           | 6            | 34           | 96.6        | 40.5        | 127.8       |
| Age of Mother                    |              |              |              |             |             |             |
| 20-24                            | 83           | 9            | 74           | 85.7        | 23.6        | 126.1       |
| 25-29                            | 56           | 3            | 53           | 60.9        | 7.2         | 105.6       |
| 30-34                            | 27           | 1            | 26           | 38.3        | 2.8         | 75.4        |
| 35-39                            | 3            | 0            | 3            | 5.0         | 0.0         | 10.2        |
| 40-44                            | 0            | 0            | 0            | 0.0         | 0.0         | 0.0         |
| >44                              | 0            | 0            | 0            | 0.0         | 0.0         | 0.0         |
| <b>% BIRTH WEIGHT (grams)</b>    |              |              |              |             |             |             |
| <500                             | 2            | 0            | 2            | 0.5         | 0.0         | 0.7         |
| 500-1499                         | 9            | 0            | 9            | 2.1         | 0.0         | 3.1         |
| 1500-2499                        | 41           | 0            | 41           | 9.6         | 0.0         | 13.9        |
| 2500-3999                        | 351          | 120          | 231          | 82.4        | 90.9        | 78.6        |
| ≥4000                            | 23           | 12           | 11           | 5.4         | 9.1         | 3.7         |
| <b>% OUT OF HOSPITAL BIRTHS</b>  | <b>0</b>     | <b>0</b>     | <b>0</b>     | <b>0.0</b>  | <b>0.0</b>  | <b>0.0</b>  |
| <b>SPONTANEOUS ABORTION RATE</b> | <b>9</b>     | <b>3</b>     | <b>6</b>     | <b>1.9</b>  | <b>1.4</b>  | <b>2.2</b>  |
| 10-14                            | 0            | 0            | 0            | 0.0         | 0.0         | 0.0         |
| 15-17                            | 0            | 0            | 0            | 0.0         | 0.0         | 0.0         |
| 18-19                            | 0            | 0            | 0            | 0.0         | 0.0         | 0.0         |
| Age of Mother                    |              |              |              |             |             |             |
| 20-24                            | 3            | 1            | 2            | 3.1         | 2.6         | 3.4         |
| 25-29                            | 2            | 1            | 1            | 2.2         | 2.4         | 2.0         |
| 30-34                            | 4            | 1            | 3            | 5.7         | 2.8         | 8.7         |
| 35-39                            | 0            | 0            | 0            | 0.0         | 0.0         | 0.0         |
| 40-44                            | 0            | 0            | 0            | 0.0         | 0.0         | 0.0         |
| >44                              | 0            | 0            | 0            | 0.0         | 0.0         | 0.0         |
| <b>INDUCED TERMINATION RATE</b>  | <b>66</b>    | <b>25</b>    | <b>41</b>    | <b>13.9</b> | <b>11.9</b> | <b>15.3</b> |
| 10-14                            | 0            | 0            | 0            | 0.0         | 0.0         | 0.0         |
| 15-17                            | 10           | 4            | 6            | 14.7        | 18.6        | 12.9        |
| 18-19                            | 11           | 5            | 6            | 26.6        | 33.8        | 22.6        |
| Age of Recipient                 |              |              |              |             |             |             |
| 20-24                            | 20           | 7            | 13           | 20.7        | 18.4        | 22.1        |
| 25-29                            | 8            | 2            | 6            | 8.7         | 4.8         | 12.0        |
| 30-34                            | 8            | 2            | 6            | 11.3        | 5.6         | 17.4        |
| 35-39                            | 6            | 3            | 3            | 10.0        | 9.8         | 10.2        |
| 40-44                            | 3            | 2            | 1            | 6.3         | 7.6         | 4.7         |
| >44                              | 0            | 0            | 0            | 0.0         | 0.0         | 0.0         |
| <b>MARRIAGES</b>                 | <b>127</b>   | <b>60</b>    | <b>66</b>    | <b>5.8</b>  | <b>5.9</b>  | <b>5.6</b>  |
| <b>DIVORCES</b>                  | <b>85</b>    | <b>67</b>    | <b>16</b>    | <b>3.9</b>  | <b>6.6</b>  | <b>1.3</b>  |

## SELECTED VITAL STATISTICS BY RACE, BY COUNTY, 1989

| ITEM                             | BUTTS        |             |             |             |             |             |
|----------------------------------|--------------|-------------|-------------|-------------|-------------|-------------|
|                                  | NUMBER       |             |             | RATE        |             |             |
|                                  | Total        | White       | Black       | Total       | White       | Black       |
| <b>POPULATION</b>                | <b>16249</b> | <b>9866</b> | <b>6383</b> | <b>0.0</b>  | <b>0.0</b>  | <b>0.0</b>  |
| <b>LIVE BIRTHS</b>               | <b>232</b>   | <b>136</b>  | <b>94</b>   | <b>14.3</b> | <b>13.8</b> | <b>14.7</b> |
| 10-14                            | 0            | 0           | 0           | 0.0         | 0.0         | 0.0         |
| 15-17                            | 23           | 7           | 16          | 47.5        | 25.5        | 76.6        |
| 18-19                            | 26           | 12          | 14          | 97.0        | 88.9        | 105.3       |
| Age of Mother                    |              |             |             |             |             |             |
| 20-24                            | 90           | 53          | 37          | 137.0       | 149.3       | 122.5       |
| 25-29                            | 57           | 37          | 18          | 95.6        | 107.9       | 71.1        |
| 30-34                            | 24           | 18          | 6           | 46.1        | 52.2        | 34.1        |
| 35-39                            | 11           | 8           | 3           | 23.7        | 26.6        | 18.4        |
| 40-44                            | 1            | 1           | 0           | 2.7         | 4.0         | 0.0         |
| >44                              | 0            | 0           | 0           | 0.0         | 0.0         | 0.0         |
| <b>UNWED MOTHER BIRTH RATE</b>   | <b>91</b>    | <b>22</b>   | <b>69</b>   | <b>27.0</b> | <b>11.0</b> | <b>50.5</b> |
| 10-14                            | 0            | 0           | 0           | 0.0         | 0.0         | 0.0         |
| 15-17                            | 19           | 3           | 16          | 39.3        | 10.9        | 76.6        |
| 18-19                            | 17           | 4           | 13          | 63.4        | 29.6        | 97.7        |
| Age of Mother                    |              |             |             |             |             |             |
| 20-24                            | 33           | 9           | 24          | 50.2        | 25.4        | 79.5        |
| 25-29                            | 16           | 3           | 13          | 26.8        | 8.7         | 51.4        |
| 30-34                            | 5            | 2           | 3           | 9.6         | 5.8         | 17.0        |
| 35-39                            | 1            | 1           | 0           | 2.2         | 3.3         | 0.0         |
| 40-44                            | 0            | 0           | 0           | 0.0         | 0.0         | 0.0         |
| >44                              | 0            | 0           | 0           | 0.0         | 0.0         | 0.0         |
| <b>% BIRTH WEIGHT (grams)</b>    |              |             |             |             |             |             |
| <500                             | 2            | 0           | 2           | 0.9         | 0.0         | 2.1         |
| 500-1499                         | 4            | 0           | 4           | 1.7         | 0.0         | 4.3         |
| 1500-2499                        | 21           | 6           | 15          | 9.1         | 4.4         | 16.0        |
| 2500-3999                        | 187          | 117         | 68          | 80.6        | 86.0        | 72.3        |
| ≥4000                            | 18           | 13          | 5           | 7.8         | 9.6         | 5.3         |
| <b>% OUT OF HOSPITAL BIRTHS</b>  | <b>3</b>     | <b>0</b>    | <b>3</b>    | <b>1.3</b>  | <b>0.0</b>  | <b>3.2</b>  |
| <b>SPONTANEOUS ABORTION RATE</b> | <b>12</b>    | <b>7</b>    | <b>5</b>    | <b>3.6</b>  | <b>3.5</b>  | <b>3.7</b>  |
| 10-14                            | 0            | 0           | 0           | 0.0         | 0.0         | 0.0         |
| 15-17                            | 2            | 2           | 0           | 4.1         | 7.3         | 0.0         |
| 18-19                            | 1            | 0           | 1           | 3.7         | 0.0         | 7.5         |
| Age of Mother                    |              |             |             |             |             |             |
| 20-24                            | 6            | 3           | 3           | 9.1         | 8.5         | 9.9         |
| 25-29                            | 1            | 1           | 0           | 1.7         | 2.9         | 0.0         |
| 30-34                            | 0            | 0           | 0           | 0.0         | 0.0         | 0.0         |
| 35-39                            | 2            | 1           | 1           | 4.3         | 3.3         | 6.1         |
| 40-44                            | 0            | 0           | 0           | 0.0         | 0.0         | 0.0         |
| >44                              | 0            | 0           | 0           | 0.0         | 0.0         | 0.0         |
| <b>INDUCED TERMINATION RATE</b>  | <b>47</b>    | <b>28</b>   | <b>19</b>   | <b>14.0</b> | <b>14.0</b> | <b>13.9</b> |
| 10-14                            | 0            | 0           | 0           | 0.0         | 0.0         | 0.0         |
| 15-17                            | 6            | 5           | 1           | 12.4        | 18.2        | 4.8         |
| 18-19                            | 5            | 3           | 2           | 18.7        | 22.2        | 15.0        |
| Age of Recipient                 |              |             |             |             |             |             |
| 20-24                            | 14           | 9           | 5           | 21.3        | 25.4        | 16.6        |
| 25-29                            | 14           | 7           | 7           | 23.5        | 20.4        | 27.7        |
| 30-34                            | 3            | 1           | 2           | 5.8         | 2.9         | 11.4        |
| 35-39                            | 5            | 3           | 2           | 10.8        | 10.0        | 12.3        |
| 40-44                            | 0            | 0           | 0           | 0.0         | 0.0         | 0.0         |
| >44                              | 0            | 0           | 0           | 0.0         | 0.0         | 0.0         |
| <b>MARRIAGES</b>                 | <b>128</b>   | <b>88</b>   | <b>40</b>   | <b>7.9</b>  | <b>8.9</b>  | <b>6.3</b>  |
| <b>DIVORCES</b>                  | <b>73</b>    | <b>47</b>   | <b>9</b>    | <b>4.5</b>  | <b>4.8</b>  | <b>1.4</b>  |



## SELECTED VITAL STATISTICS BY RACE, BY COUNTY, 1989

| ITEM                             | CALHOUN     |             |             |             |             |             |
|----------------------------------|-------------|-------------|-------------|-------------|-------------|-------------|
|                                  | NUMBER      |             |             | RATE        |             |             |
|                                  | Total       | White       | Black       | Total       | White       | Black       |
| <b>POPULATION</b>                | <b>5872</b> | <b>2476</b> | <b>3396</b> | <b>0.0</b>  | <b>0.0</b>  | <b>0.0</b>  |
| <b>LIVE BIRTHS</b>               | <b>67</b>   | <b>24</b>   | <b>43</b>   | <b>11.4</b> | <b>9.7</b>  | <b>12.7</b> |
| 10-14                            | 0           | 0           | 0           | 0.0         | 0.0         | 0.0         |
| 15-17                            | 1           | 1           | 0           | 5.0         | 16.4        | 0.0         |
| 18-19                            | 9           | 0           | 9           | 82.6        | 0.0         | 123.3       |
| Age of Mother                    |             |             |             |             |             |             |
| 20-24                            | 24          | 10          | 14          | 94.1        | 120.5       | 81.4        |
| 25-29                            | 19          | 7           | 12          | 100.5       | 101.4       | 100.0       |
| 30-34                            | 12          | 5           | 7           | 67.0        | 55.6        | 78.7        |
| 35-39                            | 2           | 1           | 1           | 14.6        | 14.3        | 14.9        |
| 40-44                            | 0           | 0           | 0           | 0.0         | 0.0         | 0.0         |
| >44                              | 0           | 0           | 0           | 0.0         | 0.0         | 0.0         |
| <b>UNWED MOTHER BIRTH RATE</b>   | <b>29</b>   | <b>3</b>    | <b>26</b>   | <b>24.1</b> | <b>6.4</b>  | <b>35.5</b> |
| 10-14                            | 0           | 0           | 0           | 0.0         | 0.0         | 0.0         |
| 15-17                            | 1           | 1           | 0           | 5.0         | 16.4        | 0.0         |
| 18-19                            | 9           | 0           | 9           | 82.6        | 0.0         | 123.3       |
| Age of Mother                    |             |             |             |             |             |             |
| 20-24                            | 10          | 1           | 9           | 39.2        | 12.0        | 52.3        |
| 25-29                            | 3           | 0           | 3           | 15.9        | 0.0         | 25.0        |
| 30-34                            | 5           | 1           | 4           | 27.9        | 11.1        | 44.9        |
| 35-39                            | 1           | 0           | 1           | 7.3         | 0.0         | 14.9        |
| 40-44                            | 0           | 0           | 0           | 0.0         | 0.0         | 0.0         |
| >44                              | 0           | 0           | 0           | 0.0         | 0.0         | 0.0         |
| <b>% BIRTH WEIGHT (grams)</b>    |             |             |             |             |             |             |
| <500                             | 0           | 0           | 0           | 0.0         | 0.0         | 0.0         |
| 500-1499                         | 2           | 1           | 1           | 3.0         | 4.2         | 2.3         |
| 1500-2499                        | 4           | 0           | 4           | 6.0         | 0.0         | 9.3         |
| 2500-3999                        | 55          | 18          | 37          | 82.1        | 75.0        | 86.0        |
| ≥4000                            | 6           | 5           | 1           | 9.0         | 20.8        | 2.3         |
| <b>% OUT OF HOSPITAL BIRTHS</b>  | <b>0</b>    | <b>0</b>    | <b>0</b>    | <b>0.0</b>  | <b>0.0</b>  | <b>0.0</b>  |
| <b>SPONTANEOUS ABORTION RATE</b> | <b>7</b>    | <b>0</b>    | <b>7</b>    | <b>5.8</b>  | <b>0.0</b>  | <b>9.6</b>  |
| 10-14                            | 0           | 0           | 0           | 0.0         | 0.0         | 0.0         |
| 15-17                            | 1           | 0           | 1           | 5.0         | 0.0         | 7.2         |
| 18-19                            | 0           | 0           | 0           | 0.0         | 0.0         | 0.0         |
| Age of Mother                    |             |             |             |             |             |             |
| 20-24                            | 1           | 0           | 1           | 3.9         | 0.0         | 5.8         |
| 25-29                            | 3           | 0           | 3           | 15.9        | 0.0         | 25.0        |
| 30-34                            | 1           | 0           | 1           | 5.6         | 0.0         | 11.2        |
| 35-39                            | 1           | 0           | 1           | 7.3         | 0.0         | 14.9        |
| 40-44                            | 0           | 0           | 0           | 0.0         | 0.0         | 0.0         |
| >44                              | 0           | 0           | 0           | 0.0         | 0.0         | 0.0         |
| <b>INDUCED TERMINATION RATE</b>  | <b>12</b>   | <b>6</b>    | <b>6</b>    | <b>10.0</b> | <b>12.8</b> | <b>8.2</b>  |
| 10-14                            | 0           | 0           | 0           | 0.0         | 0.0         | 0.0         |
| 15-17                            | 0           | 0           | 0           | 0.0         | 0.0         | 0.0         |
| 18-19                            | 4           | 3           | 1           | 36.7        | 83.3        | 13.7        |
| Age of Recipient                 |             |             |             |             |             |             |
| 20-24                            | 0           | 0           | 0           | 0.0         | 0.0         | 0.0         |
| 25-29                            | 5           | 2           | 3           | 26.5        | 29.0        | 25.0        |
| 30-34                            | 3           | 1           | 2           | 16.8        | 11.1        | 22.5        |
| 35-39                            | 0           | 0           | 0           | 0.0         | 0.0         | 0.0         |
| 40-44                            | 0           | 0           | 0           | 0.0         | 0.0         | 0.0         |
| >44                              | 0           | 0           | 0           | 0.0         | 0.0         | 0.0         |
| <b>MARRIAGES</b>                 | <b>23</b>   | <b>9</b>    | <b>13</b>   | <b>3.9</b>  | <b>3.6</b>  | <b>3.8</b>  |
| <b>DIVORCES</b>                  | <b>13</b>   | <b>7</b>    | <b>6</b>    | <b>2.2</b>  | <b>2.8</b>  | <b>1.8</b>  |

## SELECTED VITAL STATISTICS BY RACE, BY COUNTY, 1989

| ITEM                             | CAMDEN       |              |             |             |             |             |
|----------------------------------|--------------|--------------|-------------|-------------|-------------|-------------|
|                                  | NUMBER       |              |             | RATE        |             |             |
|                                  | Total        | White        | Black       | Total       | White       | Black       |
| <b>POPULATION</b>                | <b>18515</b> | <b>12455</b> | <b>6060</b> | <b>0.0</b>  | <b>0.0</b>  | <b>0.0</b>  |
| <b>LIVE BIRTHS</b>               | <b>605</b>   | <b>463</b>   | <b>127</b>  | <b>32.7</b> | <b>37.2</b> | <b>21.0</b> |
| 10-14                            | 2            | 1            | 1           | 2.3         | 1.8         | 3.1         |
| 15-17                            | 17           | 11           | 6           | 28.5        | 30.8        | 25.1        |
| 18-19                            | 63           | 46           | 16          | 164.5       | 192.5       | 111.1       |
| Age of Mother                    |              |              |             |             |             |             |
| 20-24                            | 247          | 194          | 49          | 279.1       | 320.1       | 175.6       |
| 25-29                            | 190          | 146          | 36          | 257.5       | 296.1       | 146.9       |
| 30-34                            | 66           | 53           | 13          | 94.6        | 106.2       | 65.3        |
| 35-39                            | 19           | 11           | 6           | 33.0        | 26.7        | 36.8        |
| 40-44                            | 1            | 1            | 0           | 1.9         | 2.6         | 0.0         |
| >44                              | 0            | 0            | 0           | 0.0         | 0.0         | 0.0         |
| <b>UNWED MOTHER BIRTH RATE</b>   | <b>128</b>   | <b>58</b>    | <b>67</b>   | <b>29.1</b> | <b>19.4</b> | <b>47.6</b> |
| 10-14                            | 2            | 1            | 1           | 2.3         | 1.8         | 3.1         |
| 15-17                            | 10           | 4            | 6           | 16.8        | 11.2        | 25.1        |
| 18-19                            | 25           | 12           | 13          | 65.3        | 50.2        | 90.3        |
| Age of Mother                    |              |              |             |             |             |             |
| 20-24                            | 53           | 24           | 27          | 59.9        | 39.6        | 96.8        |
| 25-29                            | 25           | 12           | 12          | 33.9        | 24.3        | 49.0        |
| 30-34                            | 10           | 5            | 5           | 14.3        | 10.0        | 25.1        |
| 35-39                            | 3            | 0            | 3           | 5.2         | 0.0         | 18.4        |
| 40-44                            | 0            | 0            | 0           | 0.0         | 0.0         | 0.0         |
| >44                              | 0            | 0            | 0           | 0.0         | 0.0         | 0.0         |
| <b>% BIRTH WEIGHT (grams)</b>    |              |              |             |             |             |             |
| <500                             | 2            | 1            | 0           | 0.3         | 0.2         | 0.0         |
| 500-1499                         | 7            | 4            | 3           | 1.2         | 0.9         | 2.4         |
| 1500-2499                        | 39           | 26           | 13          | 6.4         | 5.6         | 10.2        |
| 2500-3999                        | 501          | 390          | 99          | 82.8        | 84.2        | 78.0        |
| ≥4000                            | 56           | 42           | 12          | 9.3         | 9.1         | 9.4         |
| <b>% OUT OF HOSPITAL BIRTHS</b>  | <b>1</b>     | <b>1</b>     | <b>0</b>    | <b>0.2</b>  | <b>0.2</b>  | <b>0.0</b>  |
| <b>SPONTANEOUS ABORTION RATE</b> | <b>35</b>    | <b>26</b>    | <b>9</b>    | <b>8.0</b>  | <b>8.7</b>  | <b>6.4</b>  |
| 10-14                            | 0            | 0            | 0           | 0.0         | 0.0         | 0.0         |
| 15-17                            | 0            | 0            | 0           | 0.0         | 0.0         | 0.0         |
| 18-19                            | 2            | 1            | 1           | 5.2         | 4.2         | 6.9         |
| Age of Mother                    |              |              |             |             |             |             |
| 20-24                            | 13           | 10           | 3           | 14.7        | 16.5        | 10.8        |
| 25-29                            | 14           | 12           | 2           | 19.0        | 24.3        | 8.2         |
| 30-34                            | 5            | 2            | 3           | 7.2         | 4.0         | 15.1        |
| 35-39                            | 1            | 1            | 0           | 1.7         | 2.4         | 0.0         |
| 40-44                            | 0            | 0            | 0           | 0.0         | 0.0         | 0.0         |
| >44                              | 0            | 0            | 0           | 0.0         | 0.0         | 0.0         |
| <b>INDUCED TERMINATION RATE</b>  | <b>8</b>     | <b>7</b>     | <b>1</b>    | <b>1.8</b>  | <b>2.3</b>  | <b>0.7</b>  |
| 10-14                            | 0            | 0            | 0           | 0.0         | 0.0         | 0.0         |
| 15-17                            | 2            | 1            | 1           | 3.4         | 2.8         | 4.2         |
| 18-19                            | 1            | 1            | 0           | 2.6         | 4.2         | 0.0         |
| Age of Recipient                 |              |              |             |             |             |             |
| 20-24                            | 4            | 4            | 0           | 4.5         | 6.6         | 0.0         |
| 25-29                            | 1            | 1            | 0           | 1.4         | 2.0         | 0.0         |
| 30-34                            | 0            | 0            | 0           | 0.0         | 0.0         | 0.0         |
| 35-39                            | 0            | 0            | 0           | 0.0         | 0.0         | 0.0         |
| 40-44                            | 0            | 0            | 0           | 0.0         | 0.0         | 0.0         |
| >44                              | 0            | 0            | 0           | 0.0         | 0.0         | 0.0         |
| <b>MARRIAGES</b>                 | <b>1012</b>  | <b>759</b>   | <b>246</b>  | <b>54.7</b> | <b>60.9</b> | <b>40.6</b> |
| <b>DIVORCES</b>                  | <b>234</b>   | <b>188</b>   | <b>38</b>   | <b>12.6</b> | <b>15.1</b> | <b>6.3</b>  |

## SELECTED VITAL STATISTICS BY RACE, BY COUNTY, 1989

| ITEM                             | CANDLER     |             |             |             |             |             |
|----------------------------------|-------------|-------------|-------------|-------------|-------------|-------------|
|                                  | NUMBER      |             |             | RATE        |             |             |
|                                  | Total       | White       | Black       | Total       | White       | Black       |
| <b>POPULATION</b>                | <b>7714</b> | <b>5229</b> | <b>2485</b> | <b>0.0</b>  | <b>0.0</b>  | <b>0.0</b>  |
| <b>LIVE BIRTHS</b>               | <b>125</b>  | <b>62</b>   | <b>63</b>   | <b>16.2</b> | <b>11.9</b> | <b>25.4</b> |
| 10-14                            | 0           | 0           | 0           | 0.0         | 0.0         | 0.0         |
| 15-17                            | 11          | 5           | 6           | 54.5        | 40.3        | 76.9        |
| 18-19                            | 11          | 4           | 7           | 100.0       | 60.6        | 159.1       |
| Age of Mother                    |             |             |             |             |             |             |
| 20-24                            | 47          | 23          | 24          | 186.5       | 148.4       | 247.4       |
| 25-29                            | 29          | 19          | 10          | 112.4       | 119.5       | 101.0       |
| 30-34                            | 20          | 7           | 13          | 75.5        | 37.6        | 164.6       |
| 35-39                            | 6           | 4           | 2           | 29.3        | 26.3        | 37.7        |
| 40-44                            | 1           | 0           | 1           | 5.3         | 0.0         | 17.2        |
| >44                              | 0           | 0           | 0           | 0.0         | 0.0         | 0.0         |
| <b>UNWED MOTHER BIRTH RATE</b>   | <b>52</b>   | <b>13</b>   | <b>39</b>   | <b>35.1</b> | <b>13.4</b> | <b>76.8</b> |
| 10-14                            | 0           | 0           | 0           | 0.0         | 0.0         | 0.0         |
| 15-17                            | 8           | 2           | 6           | 39.6        | 16.1        | 76.9        |
| 18-19                            | 8           | 3           | 5           | 72.7        | 45.5        | 113.6       |
| Age of Mother                    |             |             |             |             |             |             |
| 20-24                            | 23          | 6           | 17          | 91.3        | 38.7        | 175.3       |
| 25-29                            | 3           | 1           | 2           | 11.6        | 6.3         | 20.2        |
| 30-34                            | 8           | 0           | 8           | 30.2        | 0.0         | 101.3       |
| 35-39                            | 2           | 1           | 1           | 9.8         | 6.6         | 18.9        |
| 40-44                            | 0           | 0           | 0           | 0.0         | 0.0         | 0.0         |
| >44                              | 0           | 0           | 0           | 0.0         | 0.0         | 0.0         |
| <b>% BIRTH WEIGHT (grams)</b>    |             |             |             |             |             |             |
| <500                             | 0           | 0           | 0           | 0.0         | 0.0         | 0.0         |
| 500-1499                         | 0           | 0           | 0           | 0.0         | 0.0         | 0.0         |
| 1500-2499                        | 13          | 3           | 10          | 10.4        | 4.8         | 15.9        |
| 2500-3999                        | 102         | 52          | 50          | 81.6        | 83.9        | 79.4        |
| ≥4000                            | 10          | 7           | 3           | 8.0         | 11.3        | 4.8         |
| <b>% OUT OF HOSPITAL BIRTHS</b>  | <b>0</b>    | <b>0</b>    | <b>0</b>    | <b>0.0</b>  | <b>0.0</b>  | <b>0.0</b>  |
| <b>SPONTANEOUS ABORTION RATE</b> | <b>14</b>   | <b>8</b>    | <b>6</b>    | <b>9.5</b>  | <b>8.2</b>  | <b>11.8</b> |
| 10-14                            | 0           | 0           | 0           | 0.0         | 0.0         | 0.0         |
| 15-17                            | 3           | 2           | 1           | 14.9        | 16.1        | 12.8        |
| 18-19                            | 1           | 1           | 0           | 9.1         | 15.2        | 0.0         |
| Age of Mother                    |             |             |             |             |             |             |
| 20-24                            | 1           | 0           | 1           | 4.0         | 0.0         | 10.3        |
| 25-29                            | 6           | 4           | 2           | 23.3        | 25.2        | 20.2        |
| 30-34                            | 0           | 0           | 0           | 0.0         | 0.0         | 0.0         |
| 35-39                            | 2           | 1           | 1           | 9.8         | 6.6         | 18.9        |
| 40-44                            | 1           | 0           | 1           | 5.3         | 0.0         | 17.2        |
| >44                              | 0           | 0           | 0           | 0.0         | 0.0         | 0.0         |
| <b>INDUCED TERMINATION RATE</b>  | <b>25</b>   | <b>19</b>   | <b>6</b>    | <b>16.9</b> | <b>19.5</b> | <b>11.8</b> |
| 10-14                            | 3           | 1           | 2           | 9.6         | 5.4         | 15.5        |
| 15-17                            | 3           | 3           | 0           | 14.9        | 24.2        | 0.0         |
| 18-19                            | 8           | 7           | 1           | 72.7        | 106.1       | 22.7        |
| Age of Recipient                 |             |             |             |             |             |             |
| 20-24                            | 7           | 6           | 1           | 27.8        | 38.7        | 10.3        |
| 25-29                            | 1           | 1           | 0           | 3.9         | 6.3         | 0.0         |
| 30-34                            | 1           | 0           | 1           | 3.8         | 0.0         | 12.7        |
| 35-39                            | 2           | 1           | 1           | 9.8         | 6.6         | 18.9        |
| 40-44                            | 0           | 0           | 0           | 0.0         | 0.0         | 0.0         |
| >44                              | 0           | 0           | 0           | 0.0         | 0.0         | 0.0         |
| <b>MARRIAGES</b>                 | <b>65</b>   | <b>48</b>   | <b>16</b>   | <b>8.4</b>  | <b>9.2</b>  | <b>6.4</b>  |
| <b>DIVORCES</b>                  | <b>39</b>   | <b>26</b>   | <b>11</b>   | <b>5.1</b>  | <b>5.0</b>  | <b>4.4</b>  |

## SELECTED VITAL STATISTICS BY RACE, BY COUNTY, 1989

| ITEM                             | CARROLL      |              |              |             |             |             |
|----------------------------------|--------------|--------------|--------------|-------------|-------------|-------------|
|                                  | NUMBER       |              |              | RATE        |             |             |
|                                  | Total        | White        | Black        | Total       | White       | Black       |
| <b>POPULATION</b>                | <b>67623</b> | <b>55817</b> | <b>11806</b> | <b>0.0</b>  | <b>0.0</b>  | <b>0.0</b>  |
| <b>LIVE BIRTHS</b>               | <b>1200</b>  | <b>936</b>   | <b>258</b>   | <b>17.7</b> | <b>16.8</b> | <b>21.9</b> |
| 10-14                            | 4            | 2            | 2            | 1.4         | 0.9         | 2.9         |
| 15-17                            | 95           | 70           | 25           | 51.7        | 49.0        | 61.1        |
| 18-19                            | 137          | 93           | 44           | 75.9        | 73.2        | 82.2        |
| Age of Mother                    |              |              |              |             |             |             |
| 20-24                            | 438          | 338          | 99           | 130.2       | 129.1       | 132.7       |
| 25-29                            | 316          | 260          | 55           | 114.1       | 114.4       | 110.9       |
| 30-34                            | 157          | 129          | 24           | 60.9        | 60.8        | 52.6        |
| 35-39                            | 47           | 38           | 9            | 22.1        | 21.1        | 27.4        |
| 40-44                            | 6            | 6            | 0            | 3.3         | 3.9         | 0.0         |
| >44                              | 0            | 0            | 0            | 0.0         | 0.0         | 0.0         |
| <b>UNWED MOTHER BIRTH RATE</b>   | <b>340</b>   | <b>152</b>   | <b>188</b>   | <b>20.9</b> | <b>11.6</b> | <b>57.9</b> |
| 10-14                            | 4            | 2            | 2            | 1.4         | 0.9         | 2.9         |
| 15-17                            | 62           | 37           | 25           | 33.7        | 25.9        | 61.1        |
| 18-19                            | 75           | 34           | 41           | 41.6        | 26.8        | 76.6        |
| Age of Mother                    |              |              |              |             |             |             |
| 20-24                            | 121          | 49           | 72           | 36.0        | 18.7        | 96.5        |
| 25-29                            | 48           | 17           | 31           | 17.3        | 7.5         | 62.5        |
| 30-34                            | 24           | 10           | 14           | 9.3         | 4.7         | 30.7        |
| 35-39                            | 6            | 3            | 3            | 2.8         | 1.7         | 9.1         |
| 40-44                            | 0            | 0            | 0            | 0.0         | 0.0         | 0.0         |
| >44                              | 0            | 0            | 0            | 0.0         | 0.0         | 0.0         |
| <b>% BIRTH WEIGHT (grams)</b>    |              |              |              |             |             |             |
| <500                             | 1            | 0            | 1            | 0.1         | 0.0         | 0.4         |
| 500-1499                         | 16           | 9            | 7            | 1.3         | 1.0         | 2.7         |
| 1500-2499                        | 100          | 71           | 29           | 8.3         | 7.6         | 11.2        |
| 2500-3999                        | 953          | 737          | 211          | 79.4        | 78.7        | 81.8        |
| ≥4000                            | 130          | 119          | 10           | 10.8        | 12.7        | 3.9         |
| <b>% OUT OF HOSPITAL BIRTHS</b>  | <b>2</b>     | <b>2</b>     | <b>0</b>     | <b>0.2</b>  | <b>0.2</b>  | <b>0.0</b>  |
| <b>SPONTANEOUS ABORTION RATE</b> | <b>97</b>    | <b>62</b>    | <b>34</b>    | <b>6.0</b>  | <b>4.8</b>  | <b>10.5</b> |
| 10-14                            | 0            | 0            | 0            | 0.0         | 0.0         | 0.0         |
| 15-17                            | 5            | 1            | 4            | 2.7         | 0.7         | 9.8         |
| 18-19                            | 11           | 5            | 6            | 6.1         | 3.9         | 11.2        |
| Age of Mother                    |              |              |              |             |             |             |
| 20-24                            | 38           | 23           | 15           | 11.3        | 8.8         | 20.1        |
| 25-29                            | 19           | 14           | 4            | 6.9         | 6.2         | 8.1         |
| 30-34                            | 17           | 15           | 2            | 6.6         | 7.1         | 4.4         |
| 35-39                            | 7            | 4            | 3            | 3.3         | 2.2         | 9.1         |
| 40-44                            | 0            | 0            | 0            | 0.0         | 0.0         | 0.0         |
| >44                              | 0            | 0            | 0            | 0.0         | 0.0         | 0.0         |
| <b>INDUCED TERMINATION RATE</b>  | <b>276</b>   | <b>206</b>   | <b>61</b>    | <b>16.9</b> | <b>15.8</b> | <b>18.8</b> |
| 10-14                            | 4            | 2            | 2            | 1.4         | 0.9         | 2.9         |
| 15-17                            | 33           | 30           | 3            | 18.0        | 21.0        | 7.3         |
| 18-19                            | 58           | 47           | 10           | 32.1        | 37.0        | 18.7        |
| Age of Recipient                 |              |              |              |             |             |             |
| 20-24                            | 117          | 83           | 29           | 34.8        | 31.7        | 38.9        |
| 25-29                            | 36           | 24           | 10           | 13.0        | 10.6        | 20.2        |
| 30-34                            | 14           | 11           | 2            | 5.4         | 5.2         | 4.4         |
| 35-39                            | 11           | 6            | 5            | 5.2         | 3.3         | 15.2        |
| 40-44                            | 3            | 3            | 0            | 1.7         | 2.0         | 0.0         |
| >44                              | 0            | 0            | 0            | 0.0         | 0.0         | 0.0         |
| <b>MARRIAGES</b>                 | <b>788</b>   | <b>692</b>   | <b>96</b>    | <b>11.7</b> | <b>12.4</b> | <b>8.1</b>  |
| <b>DIVORCES</b>                  | <b>414</b>   | <b>343</b>   | <b>26</b>    | <b>6.1</b>  | <b>6.1</b>  | <b>2.2</b>  |

## SELECTED VITAL STATISTICS BY RACE, BY COUNTY, 1989

| ITEM                             | CATOOSA |       |       |       |       |       |
|----------------------------------|---------|-------|-------|-------|-------|-------|
|                                  | NUMBER  |       |       | RATE  |       |       |
|                                  | Total   | White | Black | Total | White | Black |
| <b>POPULATION</b>                | 42468   | 41936 | 532   | 0.0   | 0.0   | 0.0   |
| <b>LIVE BIRTHS</b>               | 619     | 611   | 5     | 14.6  | 14.6  | 9.4   |
| 10-14                            | 2       | 2     | 0     | 1.1   | 1.1   | 0.0   |
| 15-17                            | 33      | 33    | 0     | 27.8  | 28.2  | 0.0   |
| 18-19                            | 90      | 88    | 2     | 133.9 | 132.5 | 250.0 |
| 20-24                            | 198     | 196   | 2     | 115.0 | 115.5 | 80.0  |
| 25-29                            | 185     | 181   | 1     | 104.4 | 103.8 | 34.5  |
| 30-34                            | 77      | 77    | 0     | 40.0  | 40.5  | 0.0   |
| 35-39                            | 31      | 31    | 0     | 19.9  | 20.2  | 0.0   |
| 40-44                            | 3       | 3     | 0     | 2.3   | 2.4   | 0.0   |
| >44                              | 0       | 0     | 0     | 0.0   | 0.0   | 0.0   |
| <b>UNWED MOTHER BIRTH RATE</b>   | 115     | 112   | 3     | 11.4  | 11.2  | 21.6  |
| 10-14                            | 1       | 1     | 0     | 0.6   | 0.6   | 0.0   |
| 15-17                            | 16      | 16    | 0     | 13.5  | 13.7  | 0.0   |
| 18-19                            | 31      | 30    | 1     | 46.1  | 45.2  | 125.0 |
| 20-24                            | 45      | 43    | 2     | 26.1  | 25.3  | 80.0  |
| 25-29                            | 13      | 13    | 0     | 7.3   | 7.5   | 0.0   |
| 30-34                            | 9       | 9     | 0     | 4.7   | 4.7   | 0.0   |
| 35-39                            | 0       | 0     | 0     | 0.0   | 0.0   | 0.0   |
| 40-44                            | 0       | 0     | 0     | 0.0   | 0.0   | 0.0   |
| >44                              | 0       | 0     | 0     | 0.0   | 0.0   | 0.0   |
| <b>% BIRTH WEIGHT (grams)</b>    |         |       |       |       |       |       |
| <500                             | 0       | 0     | 0     | 0.0   | 0.0   | 0.0   |
| 500-1499                         | 8       | 8     | 0     | 1.3   | 1.3   | 0.0   |
| 1500-2499                        | 28      | 25    | 1     | 4.5   | 4.1   | 20.0  |
| 2500-3999                        | 521     | 516   | 4     | 84.2  | 84.5  | 80.0  |
| ≥4000                            | 62      | 62    | 0     | 10.0  | 10.1  | 0.0   |
| <b>% OUT OF HOSPITAL BIRTHS</b>  | 2       | 2     | 0     | 0.3   | 0.3   | 0.0   |
| <b>SPONTANEOUS ABORTION RATE</b> | 13      | 13    | 0     | 1.3   | 1.3   | 0.0   |
| 10-14                            | 0       | 0     | 0     | 0.0   | 0.0   | 0.0   |
| 15-17                            | 0       | 0     | 0     | 0.0   | 0.0   | 0.0   |
| 18-19                            | 1       | 1     | 0     | 1.5   | 1.5   | 0.0   |
| 20-24                            | 8       | 8     | 0     | 4.6   | 4.7   | 0.0   |
| 25-29                            | 1       | 1     | 0     | 0.6   | 0.6   | 0.0   |
| 30-34                            | 2       | 2     | 0     | 1.0   | 1.1   | 0.0   |
| 35-39                            | 1       | 1     | 0     | 0.6   | 0.7   | 0.0   |
| 40-44                            | 0       | 0     | 0     | 0.0   | 0.0   | 0.0   |
| >44                              | 0       | 0     | 0     | 0.0   | 0.0   | 0.0   |
| <b>INDUCED TERMINATION RATE</b>  | 120     | 118   | 1     | 11.9  | 11.8  | 7.2   |
| 10-14                            | 0       | 0     | 0     | 0.0   | 0.0   | 0.0   |
| 15-17                            | 17      | 16    | 1     | 14.3  | 13.7  | 52.6  |
| 18-19                            | 33      | 33    | 0     | 49.1  | 49.7  | 0.0   |
| 20-24                            | 26      | 25    | 0     | 15.1  | 14.7  | 0.0   |
| 25-29                            | 23      | 23    | 0     | 13.0  | 13.2  | 0.0   |
| 30-34                            | 12      | 12    | 0     | 6.2   | 6.3   | 0.0   |
| 35-39                            | 6       | 6     | 0     | 3.9   | 3.9   | 0.0   |
| 40-44                            | 3       | 3     | 0     | 2.3   | 2.4   | 0.0   |
| >44                              | 0       | 0     | 0     | 0.0   | 0.0   | 0.0   |
| <b>MARRIAGES</b>                 | 3942    | 3602  | 321   | 92.8  | 85.9  | 603.4 |
| <b>DIVORCES</b>                  | 94      | 94    | 0     | 2.2   | 2.2   | 0.0   |

## SELECTED VITAL STATISTICS BY RACE, BY COUNTY, 1989

| ITEM                             | CHARLTON    |             |             |              |             |              |
|----------------------------------|-------------|-------------|-------------|--------------|-------------|--------------|
|                                  | NUMBER      |             |             | RATE         |             |              |
|                                  | Total       | White       | Black       | Total        | White       | Black        |
| <b>POPULATION</b>                | <b>8338</b> | <b>5861</b> | <b>2477</b> | <b>0.0</b>   | <b>0.0</b>  | <b>0.0</b>   |
| <b>LIVE BIRTHS</b>               | <b>143</b>  | <b>84</b>   | <b>57</b>   | <b>17.2</b>  | <b>14.3</b> | <b>23.0</b>  |
| 10-14                            | 1           | 0           | 1           | 2.2          | 0.0         | 6.0          |
| 15-17                            | 12          | 4           | 8           | 40.1         | 19.2        | 87.9         |
| 18-19                            | 26          | 13          | 13          | 163.5        | 141.3       | 194.0        |
| Age of Mother                    |             |             |             |              |             |              |
| 20-24                            | 57          | 37          | 18          | 164.7        | 152.9       | 173.1        |
| 25-29                            | 36          | 24          | 12          | 117.6        | 109.6       | 137.9        |
| 30-34                            | 6           | 4           | 2           | 20.3         | 18.0        | 27.4         |
| 35-39                            | 5           | 2           | 3           | 22.0         | 11.2        | 62.5         |
| 40-44                            | 0           | 0           | 0           | 0.0          | 0.0         | 0.0          |
| >44                              | 0           | 0           | 0           | 0.0          | 0.0         | 0.0          |
| <b>UNWED MOTHER BIRTH RATE</b>   | <b>56</b>   | <b>14</b>   | <b>40</b>   | <b>30.0</b>  | <b>10.5</b> | <b>74.9</b>  |
| 10-14                            | 1           | 0           | 1           | 2.2          | 0.0         | 6.0          |
| 15-17                            | 9           | 1           | 8           | 30.1         | 4.8         | 87.9         |
| 18-19                            | 18          | 6           | 12          | 113.2        | 65.2        | 179.1        |
| Age of Mother                    |             |             |             |              |             |              |
| 20-24                            | 18          | 4           | 12          | 52.0         | 16.5        | 115.4        |
| 25-29                            | 7           | 3           | 4           | 22.9         | 13.7        | 46.0         |
| 30-34                            | 1           | 0           | 1           | 3.4          | 0.0         | 13.7         |
| 35-39                            | 2           | 0           | 2           | 8.8          | 0.0         | 41.7         |
| 40-44                            | 0           | 0           | 0           | 0.0          | 0.0         | 0.0          |
| >44                              | 0           | 0           | 0           | 0.0          | 0.0         | 0.0          |
| <b>% BIRTH WEIGHT (grams)</b>    |             |             |             |              |             |              |
| <500                             | 0           | 0           | 0           | 0.0          | 0.0         | 0.0          |
| 500-1499                         | 1           | 1           | 0           | 0.7          | 1.2         | 0.0          |
| 1500-2499                        | 12          | 4           | 8           | 8.4          | 4.8         | 14.0         |
| 2500-3999                        | 117         | 68          | 47          | 81.8         | 81.0        | 82.5         |
| ≥4000                            | 13          | 11          | 2           | 9.1          | 13.1        | 3.5          |
| <b>% OUT OF HOSPITAL BIRTHS</b>  | <b>3</b>    | <b>1</b>    | <b>2</b>    | <b>2.1</b>   | <b>1.2</b>  | <b>3.5</b>   |
| <b>SPONTANEOUS ABORTION RATE</b> | <b>7</b>    | <b>5</b>    | <b>2</b>    | <b>3.7</b>   | <b>3.7</b>  | <b>3.7</b>   |
| 10-14                            | 0           | 0           | 0           | 0.0          | 0.0         | 0.0          |
| 15-17                            | 0           | 0           | 0           | 0.0          | 0.0         | 0.0          |
| Age of Mother                    |             |             |             |              |             |              |
| 18-19                            | 2           | 1           | 1           | 12.6         | 10.9        | 14.9         |
| 20-24                            | 2           | 2           | 0           | 5.8          | 8.3         | 0.0          |
| 25-29                            | 2           | 1           | 1           | 6.5          | 4.6         | 11.5         |
| 30-34                            | 1           | 1           | 0           | 3.4          | 4.5         | 0.0          |
| 35-39                            | 0           | 0           | 0           | 0.0          | 0.0         | 0.0          |
| 40-44                            | 0           | 0           | 0           | 0.0          | 0.0         | 0.0          |
| >44                              | 0           | 0           | 0           | 0.0          | 0.0         | 0.0          |
| <b>INDUCED TERMINATION RATE</b>  | <b>0</b>    | <b>0</b>    | <b>0</b>    | <b>0.0</b>   | <b>0.0</b>  | <b>0.0</b>   |
| 10-14                            | 0           | 0           | 0           | 0.0          | 0.0         | 0.0          |
| 15-17                            | 0           | 0           | 0           | 0.0          | 0.0         | 0.0          |
| Age of Recipient                 |             |             |             |              |             |              |
| 18-19                            | 0           | 0           | 0           | 0.0          | 0.0         | 0.0          |
| 20-24                            | 0           | 0           | 0           | 0.0          | 0.0         | 0.0          |
| 25-29                            | 0           | 0           | 0           | 0.0          | 0.0         | 0.0          |
| 30-34                            | 0           | 0           | 0           | 0.0          | 0.0         | 0.0          |
| 35-39                            | 0           | 0           | 0           | 0.0          | 0.0         | 0.0          |
| 40-44                            | 0           | 0           | 0           | 0.0          | 0.0         | 0.0          |
| >44                              | 0           | 0           | 0           | 0.0          | 0.0         | 0.0          |
| <b>MARRIAGES</b>                 | <b>1108</b> | <b>565</b>  | <b>541</b>  | <b>132.9</b> | <b>96.4</b> | <b>218.4</b> |
| <b>DIVORCES</b>                  | <b>63</b>   | <b>43</b>   | <b>15</b>   | <b>7.6</b>   | <b>7.3</b>  | <b>6.1</b>   |

## SELECTED VITAL STATISTICS BY RACE, BY COUNTY, 1989

| ITEM                             | CHATHAM       |               |              |             |             |             |
|----------------------------------|---------------|---------------|--------------|-------------|-------------|-------------|
|                                  | NUMBER        |               |              | RATE        |             |             |
|                                  | Total         | White         | Black        | Total       | White       | Black       |
| <b>POPULATION</b>                | <b>225573</b> | <b>136597</b> | <b>88976</b> | <b>0.0</b>  | <b>0.0</b>  | <b>0.0</b>  |
| <b>LIVE BIRTHS</b>               | <b>3979</b>   | <b>1926</b>   | <b>2007</b>  | <b>17.6</b> | <b>14.1</b> | <b>22.6</b> |
| 10-14                            | 27            | 4             | 23           | 3.1         | 0.9         | 5.3         |
| 15-17                            | 242           | 60            | 180          | 39.5        | 18.4        | 62.8        |
| 18-19                            | 397           | 148           | 247          | 91.5        | 64.7        | 120.5       |
| 20-24                            | 1194          | 493           | 690          | 109.0       | 79.1        | 146.1       |
| 25-29                            | 1156          | 643           | 497          | 114.5       | 104.9       | 125.2       |
| 30-34                            | 675           | 407           | 261          | 78.6        | 76.7        | 79.6        |
| 35-39                            | 239           | 145           | 86           | 36.1        | 34.1        | 36.5        |
| 40-44                            | 49            | 26            | 23           | 8.8         | 7.4         | 11.1        |
| >44                              | 0             | 0             | 0            | 0.0         | 0.0         | 0.0         |
| <b>UNWED MOTHER BIRTH RATE</b>   | <b>1547</b>   | <b>270</b>    | <b>1273</b>  | <b>29.6</b> | <b>8.7</b>  | <b>59.7</b> |
| 10-14                            | 26            | 4             | 22           | 2.9         | 0.9         | 5.0         |
| 15-17                            | 208           | 32            | 174          | 33.9        | 9.8         | 60.7        |
| 18-19                            | 283           | 64            | 218          | 65.3        | 28.0        | 106.4       |
| 20-24                            | 563           | 89            | 474          | 51.4        | 14.3        | 100.4       |
| 25-29                            | 294           | 49            | 245          | 29.1        | 8.0         | 61.7        |
| 30-34                            | 123           | 25            | 98           | 14.3        | 4.7         | 29.9        |
| 35-39                            | 42            | 5             | 36           | 6.3         | 1.2         | 15.3        |
| 40-44                            | 8             | 2             | 6            | 1.4         | 0.6         | 2.9         |
| >44                              | 0             | 0             | 0            | 0.0         | 0.0         | 0.0         |
| <b>% BIRTH WEIGHT (grams)</b>    |               |               |              |             |             |             |
| <500                             | 10            | 2             | 8            | 0.3         | 0.1         | 0.4         |
| 500-1499                         | 77            | 15            | 62           | 1.9         | 0.8         | 3.1         |
| 1500-2499                        | 289           | 97            | 189          | 7.3         | 5.0         | 9.4         |
| 2500-3999                        | 3271          | 1588          | 1641         | 82.2        | 82.5        | 81.8        |
| ≥4000                            | 332           | 224           | 107          | 8.3         | 11.6        | 5.3         |
| <b>% OUT OF HOSPITAL BIRTHS</b>  | <b>36</b>     | <b>24</b>     | <b>12</b>    | <b>0.9</b>  | <b>1.2</b>  | <b>0.6</b>  |
| <b>SPONTANEOUS ABORTION RATE</b> | <b>433</b>    | <b>205</b>    | <b>219</b>   | <b>8.3</b>  | <b>6.6</b>  | <b>10.3</b> |
| 10-14                            | 2             | 1             | 1            | 0.2         | 0.2         | 0.2         |
| 15-17                            | 22            | 8             | 14           | 3.6         | 2.4         | 4.9         |
| 18-19                            | 17            | 5             | 12           | 3.9         | 2.2         | 5.9         |
| 20-24                            | 108           | 40            | 68           | 9.9         | 6.4         | 14.4        |
| 25-29                            | 124           | 70            | 52           | 12.3        | 11.4        | 13.1        |
| 30-34                            | 100           | 54            | 41           | 11.7        | 10.2        | 12.5        |
| 35-39                            | 49            | 22            | 26           | 7.4         | 5.2         | 11.0        |
| 40-44                            | 11            | 5             | 5            | 2.0         | 1.4         | 2.4         |
| >44                              | 0             | 0             | 0            | 0.0         | 0.0         | 0.0         |
| <b>INDUCED TERMINATION RATE</b>  | <b>1141</b>   | <b>551</b>    | <b>580</b>   | <b>21.8</b> | <b>17.8</b> | <b>27.2</b> |
| 10-14                            | 17            | 7             | 10           | 1.9         | 1.6         | 2.3         |
| 15-17                            | 130           | 55            | 74           | 21.2        | 16.8        | 25.8        |
| 18-19                            | 172           | 83            | 89           | 39.7        | 36.3        | 43.4        |
| 20-24                            | 348           | 156           | 191          | 31.8        | 25.0        | 40.4        |
| 25-29                            | 264           | 139           | 123          | 26.1        | 22.7        | 31.0        |
| 30-34                            | 133           | 70            | 59           | 15.5        | 13.2        | 18.0        |
| 35-39                            | 59            | 31            | 27           | 8.9         | 7.3         | 11.5        |
| 40-44                            | 17            | 9             | 7            | 3.1         | 2.6         | 3.4         |
| >44                              | 1             | 1             | 0            | 0.2         | 0.3         | 0.0         |
| <b>MARRIAGES</b>                 | <b>1931</b>   | <b>1289</b>   | <b>632</b>   | <b>8.6</b>  | <b>9.4</b>  | <b>7.1</b>  |
| <b>DIVORCES</b>                  | <b>1438</b>   | <b>925</b>    | <b>394</b>   | <b>6.4</b>  | <b>6.8</b>  | <b>4.4</b>  |

## SELECTED VITAL STATISTICS BY RACE, BY COUNTY, 1989

| ITEM                             | CHEROKEE     |              |             |             |             |             |
|----------------------------------|--------------|--------------|-------------|-------------|-------------|-------------|
|                                  | NUMBER       |              |             | RATE        |             |             |
|                                  | Total        | White        | Black       | Total       | White       | Black       |
| <b>POPULATION</b>                | <b>72531</b> | <b>70604</b> | <b>1927</b> | <b>0.0</b>  | <b>0.0</b>  | <b>0.0</b>  |
| <b>LIVE BIRTHS</b>               | <b>1755</b>  | <b>1722</b>  | <b>28</b>   | <b>24.2</b> | <b>24.4</b> | <b>14.5</b> |
| 10-14                            | 1            | 1            | 0           | 0.3         | 0.3         | 0.0         |
| 15-17                            | 51           | 49           | 2           | 26.5        | 26.3        | 33.3        |
| 18-19                            | 108          | 106          | 2           | 88.8        | 91.2        | 37.0        |
| Age of Mother                    |              |              |             |             |             |             |
| 20-24                            | 407          | 393          | 13          | 137.6       | 136.6       | 162.5       |
| 25-29                            | 662          | 651          | 8           | 183.8       | 184.8       | 101.3       |
| 30-34                            | 394          | 393          | 1           | 106.1       | 108.1       | 12.8        |
| 35-39                            | 117          | 114          | 2           | 43.0        | 43.1        | 27.8        |
| 40-44                            | 15           | 15           | 0           | 7.9         | 8.2         | 0.0         |
| >44                              | 0            | 0            | 0           | 0.0         | 0.0         | 0.0         |
| <b>UNWED MOTHER BIRTH RATE</b>   | <b>186</b>   | <b>169</b>   | <b>16</b>   | <b>10.3</b> | <b>9.6</b>  | <b>32.7</b> |
| 10-14                            | 0            | 0            | 0           | 0.0         | 0.0         | 0.0         |
| 15-17                            | 31           | 29           | 2           | 16.1        | 15.6        | 33.3        |
| 18-19                            | 35           | 33           | 2           | 28.8        | 28.4        | 37.0        |
| Age of Mother                    |              |              |             |             |             |             |
| 20-24                            | 60           | 54           | 6           | 20.3        | 18.8        | 75.0        |
| 25-29                            | 33           | 29           | 4           | 9.2         | 8.2         | 50.6        |
| 30-34                            | 16           | 16           | 0           | 4.3         | 4.4         | 0.0         |
| 35-39                            | 11           | 8            | 2           | 4.0         | 3.0         | 27.8        |
| 40-44                            | 0            | 0            | 0           | 0.0         | 0.0         | 0.0         |
| >44                              | 0            | 0            | 0           | 0.0         | 0.0         | 0.0         |
| <b>% BIRTH WEIGHT (grams)</b>    |              |              |             |             |             |             |
| <500                             | 1            | 1            | 0           | 0.1         | 0.1         | 0.0         |
| 500-1499                         | 12           | 11           | 1           | 0.7         | 0.6         | 3.6         |
| 1500-2499                        | 73           | 70           | 3           | 4.2         | 4.1         | 10.7        |
| 2500-3999                        | 1437         | 1410         | 22          | 81.9        | 81.9        | 78.6        |
| ≥4000                            | 232          | 230          | 2           | 13.2        | 13.4        | 7.1         |
| <b>% OUT OF HOSPITAL BIRTHS</b>  | <b>21</b>    | <b>21</b>    | <b>0</b>    | <b>1.2</b>  | <b>1.2</b>  | <b>0.0</b>  |
| <b>SPONTANEOUS ABORTION RATE</b> | <b>105</b>   | <b>97</b>    | <b>4</b>    | <b>5.8</b>  | <b>5.5</b>  | <b>8.2</b>  |
| 10-14                            | 1            | 1            | 0           | 0.3         | 0.3         | 0.0         |
| 15-17                            | 4            | 3            | 0           | 2.1         | 1.6         | 0.0         |
| 18-19                            | 8            | 8            | 0           | 6.6         | 6.9         | 0.0         |
| Age of Mother                    |              |              |             |             |             |             |
| 20-24                            | 26           | 24           | 1           | 8.8         | 8.3         | 12.5        |
| 25-29                            | 29           | 26           | 1           | 8.1         | 7.4         | 12.7        |
| 30-34                            | 27           | 25           | 2           | 7.3         | 6.9         | 25.6        |
| 35-39                            | 6            | 6            | 0           | 2.2         | 2.3         | 0.0         |
| 40-44                            | 4            | 4            | 0           | 2.1         | 2.2         | 0.0         |
| >44                              | 0            | 0            | 0           | 0.0         | 0.0         | 0.0         |
| <b>INDUCED TERMINATION RATE</b>  | <b>353</b>   | <b>342</b>   | <b>6</b>    | <b>19.6</b> | <b>19.5</b> | <b>12.3</b> |
| 10-14                            | 3            | 3            | 0           | 0.9         | 0.9         | 0.0         |
| 15-17                            | 37           | 37           | 0           | 19.3        | 19.9        | 0.0         |
| 18-19                            | 59           | 58           | 0           | 48.5        | 49.9        | 0.0         |
| Age of Recipient                 |              |              |             |             |             |             |
| 20-24                            | 100          | 98           | 1           | 33.8        | 34.1        | 12.5        |
| 25-29                            | 67           | 60           | 4           | 18.6        | 17.0        | 50.6        |
| 30-34                            | 56           | 55           | 1           | 15.1        | 15.1        | 12.8        |
| 35-39                            | 26           | 26           | 0           | 9.6         | 9.8         | 0.0         |
| 40-44                            | 5            | 5            | 0           | 2.6         | 2.7         | 0.0         |
| >44                              | 0            | 0            | 0           | 0.0         | 0.0         | 0.0         |
| <b>MARRIAGES</b>                 | <b>557</b>   | <b>543</b>   | <b>12</b>   | <b>7.7</b>  | <b>7.7</b>  | <b>6.2</b>  |
| <b>DIVORCES</b>                  | <b>672</b>   | <b>551</b>   | <b>15</b>   | <b>9.3</b>  | <b>7.8</b>  | <b>7.8</b>  |



## SELECTED VITAL STATISTICS BY RACE, BY COUNTY, 1989

| ITEM                             | CLARKE       |              |              |             |             |             |
|----------------------------------|--------------|--------------|--------------|-------------|-------------|-------------|
|                                  | NUMBER       |              |              | RATE        |             |             |
|                                  | Total        | White        | Black        | Total       | White       | Black       |
| <b>POPULATION</b>                | <b>83518</b> | <b>61977</b> | <b>21541</b> | <b>0.0</b>  | <b>0.0</b>  | <b>0.0</b>  |
| <b>LIVE BIRTHS</b>               | <b>1241</b>  | <b>643</b>   | <b>547</b>   | <b>14.9</b> | <b>10.4</b> | <b>25.4</b> |
| 10-14                            | 9            | 0            | 9            | 3.7         | 0.0         | 9.7         |
| 15-17                            | 74           | 19           | 55           | 47.5        | 19.1        | 97.9        |
| 18-19                            | 119          | 46           | 72           | 32.6        | 15.1        | 119.8       |
| Age of Mother                    |              |              |              |             |             |             |
| 20-24                            | 330          | 136          | 192          | 38.1        | 18.8        | 134.3       |
| 25-29                            | 392          | 230          | 135          | 96.2        | 77.9        | 120.5       |
| 30-34                            | 242          | 161          | 66           | 79.0        | 74.8        | 72.3        |
| 35-39                            | 68           | 48           | 14           | 30.7        | 30.5        | 21.8        |
| 40-44                            | 7            | 3            | 4            | 3.9         | 2.3         | 8.0         |
| >44                              | 0            | 0            | 0            | 0.0         | 0.0         | 0.0         |
| <b>UNWED MOTHER BIRTH RATE</b>   | <b>483</b>   | <b>91</b>    | <b>392</b>   | <b>19.3</b> | <b>4.7</b>  | <b>67.9</b> |
| 10-14                            | 9            | 0            | 9            | 3.7         | 0.0         | 9.7         |
| 15-17                            | 63           | 10           | 53           | 40.5        | 10.1        | 94.3        |
| 18-19                            | 87           | 18           | 69           | 23.8        | 5.9         | 114.8       |
| Age of Mother                    |              |              |              |             |             |             |
| 20-24                            | 181          | 35           | 146          | 20.9        | 4.8         | 102.1       |
| 25-29                            | 91           | 16           | 75           | 22.3        | 5.4         | 67.0        |
| 30-34                            | 44           | 10           | 34           | 14.4        | 4.6         | 37.2        |
| 35-39                            | 8            | 2            | 6            | 3.6         | 1.3         | 9.3         |
| 40-44                            | 0            | 0            | 0            | 0.0         | 0.0         | 0.0         |
| >44                              | 0            | 0            | 0            | 0.0         | 0.0         | 0.0         |
| <b>% BIRTH WEIGHT (grams)</b>    |              |              |              |             |             |             |
| <500                             | 4            | 1            | 3            | 0.3         | 0.2         | 0.5         |
| 500-1499                         | 17           | 0            | 17           | 1.4         | 0.0         | 3.1         |
| 1500-2499                        | 82           | 31           | 50           | 6.6         | 4.8         | 9.1         |
| 2500-3999                        | 1019         | 527          | 445          | 82.1        | 82.0        | 81.4        |
| ≥4000                            | 119          | 84           | 32           | 9.6         | 13.1        | 5.9         |
| <b>% OUT OF HOSPITAL BIRTHS</b>  | <b>22</b>    | <b>12</b>    | <b>7</b>     | <b>1.8</b>  | <b>1.9</b>  | <b>1.3</b>  |
| <b>SPONTANEOUS ABORTION RATE</b> | <b>50</b>    | <b>23</b>    | <b>26</b>    | <b>2.0</b>  | <b>1.2</b>  | <b>4.5</b>  |
| 10-14                            | 0            | 0            | 0            | 0.0         | 0.0         | 0.0         |
| 15-17                            | 4            | 1            | 3            | 2.6         | 1.0         | 5.3         |
| 18-19                            | 3            | 0            | 3            | 0.8         | 0.0         | 5.0         |
| Age of Mother                    |              |              |              |             |             |             |
| 20-24                            | 13           | 8            | 5            | 1.5         | 1.1         | 3.5         |
| 25-29                            | 12           | 6            | 6            | 2.9         | 2.0         | 5.4         |
| 30-34                            | 9            | 3            | 6            | 2.9         | 1.4         | 6.6         |
| 35-39                            | 7            | 3            | 3            | 3.2         | 1.9         | 4.7         |
| 40-44                            | 2            | 2            | 0            | 1.1         | 1.6         | 0.0         |
| >44                              | 0            | 0            | 0            | 0.0         | 0.0         | 0.0         |
| <b>INDUCED TERMINATION RATE</b>  | <b>666</b>   | <b>454</b>   | <b>176</b>   | <b>26.6</b> | <b>23.6</b> | <b>30.5</b> |
| 10-14                            | 5            | 2            | 3            | 2.0         | 1.3         | 3.2         |
| 15-17                            | 29           | 11           | 17           | 18.6        | 11.1        | 30.2        |
| 18-19                            | 126          | 97           | 24           | 34.5        | 31.8        | 39.9        |
| Age of Recipient                 |              |              |              |             |             |             |
| 20-24                            | 314          | 241          | 63           | 36.3        | 33.3        | 44.1        |
| 25-29                            | 105          | 53           | 40           | 25.8        | 17.9        | 35.7        |
| 30-34                            | 58           | 31           | 20           | 18.9        | 14.4        | 21.9        |
| 35-39                            | 22           | 13           | 8            | 9.9         | 8.3         | 12.5        |
| 40-44                            | 7            | 6            | 1            | 3.9         | 4.7         | 2.0         |
| >44                              | 0            | 0            | 0            | 0.0         | 0.0         | 0.0         |
| <b>MARRIAGES</b>                 | <b>740</b>   | <b>584</b>   | <b>145</b>   | <b>8.9</b>  | <b>9.4</b>  | <b>6.7</b>  |
| <b>DIVORCES</b>                  | <b>180</b>   | <b>116</b>   | <b>49</b>    | <b>2.2</b>  | <b>1.9</b>  | <b>2.3</b>  |

## SELECTED VITAL STATISTICS BY RACE, BY COUNTY, 1989

| ITEM                             | CLAY        |             |             |             |             |             |
|----------------------------------|-------------|-------------|-------------|-------------|-------------|-------------|
|                                  | NUMBER      |             |             | RATE        |             |             |
|                                  | Total       | White       | Black       | Total       | White       | Black       |
| <b>POPULATION</b>                | <b>3797</b> | <b>1423</b> | <b>2374</b> | <b>0.0</b>  | <b>0.0</b>  | <b>0.0</b>  |
| <b>LIVE BIRTHS</b>               | <b>54</b>   | <b>12</b>   | <b>42</b>   | <b>14.2</b> | <b>8.4</b>  | <b>17.7</b> |
| 10-14                            | 0           | 0           | 0           | 0.0         | 0.0         | 0.0         |
| 15-17                            | 5           | 0           | 5           | 41.0        | 0.0         | 58.1        |
| 18-19                            | 12          | 5           | 7           | 184.6       | 454.5       | 129.6       |
| 20-24                            | 18          | 1           | 17          | 131.4       | 22.7        | 182.8       |
| 25-29                            | 14          | 6           | 8           | 122.8       | 166.7       | 102.6       |
| 30-34                            | 2           | 0           | 2           | 13.2        | 0.0         | 21.7        |
| 35-39                            | 2           | 0           | 2           | 23.0        | 0.0         | 35.1        |
| 40-44                            | 1           | 0           | 1           | 12.7        | 0.0         | 21.3        |
| >44                              | 0           | 0           | 0           | 0.0         | 0.0         | 0.0         |
| <b>UNWED MOTHER BIRTH RATE</b>   | <b>34</b>   | <b>2</b>    | <b>32</b>   | <b>45.0</b> | <b>8.0</b>  | <b>63.1</b> |
| 10-14                            | 0           | 0           | 0           | 0.0         | 0.0         | 0.0         |
| 15-17                            | 5           | 0           | 5           | 41.0        | 0.0         | 58.1        |
| 18-19                            | 7           | 1           | 6           | 107.7       | 90.9        | 111.1       |
| 20-24                            | 13          | 0           | 13          | 94.9        | 0.0         | 139.8       |
| 25-29                            | 7           | 1           | 6           | 61.4        | 27.8        | 76.9        |
| 30-34                            | 0           | 0           | 0           | 0.0         | 0.0         | 0.0         |
| 35-39                            | 2           | 0           | 2           | 23.0        | 0.0         | 35.1        |
| 40-44                            | 0           | 0           | 0           | 0.0         | 0.0         | 0.0         |
| >44                              | 0           | 0           | 0           | 0.0         | 0.0         | 0.0         |
| <b>% BIRTH WEIGHT (grams)</b>    |             |             |             |             |             |             |
| <500                             | 1           | 0           | 1           | 1.9         | 0.0         | 2.4         |
| 500-1499                         | 0           | 0           | 0           | 0.0         | 0.0         | 0.0         |
| 1500-2499                        | 2           | 0           | 2           | 3.7         | 0.0         | 4.8         |
| 2500-3999                        | 47          | 10          | 37          | 87.0        | 83.3        | 88.1        |
| ≥4000                            | 4           | 2           | 2           | 7.4         | 16.7        | 4.8         |
| <b>% OUT OF HOSPITAL BIRTHS</b>  | <b>1</b>    | <b>0</b>    | <b>1</b>    | <b>1.9</b>  | <b>0.0</b>  | <b>2.4</b>  |
| <b>SPONTANEOUS ABORTION RATE</b> | <b>5</b>    | <b>2</b>    | <b>3</b>    | <b>6.6</b>  | <b>8.0</b>  | <b>5.9</b>  |
| 10-14                            | 0           | 0           | 0           | 0.0         | 0.0         | 0.0         |
| 15-17                            | 0           | 0           | 0           | 0.0         | 0.0         | 0.0         |
| 18-19                            | 1           | 0           | 1           | 15.4        | 0.0         | 18.5        |
| 20-24                            | 1           | 0           | 1           | 7.3         | 0.0         | 10.8        |
| 25-29                            | 2           | 1           | 1           | 17.5        | 27.8        | 12.8        |
| 30-34                            | 1           | 1           | 0           | 6.6         | 16.7        | 0.0         |
| 35-39                            | 0           | 0           | 0           | 0.0         | 0.0         | 0.0         |
| 40-44                            | 0           | 0           | 0           | 0.0         | 0.0         | 0.0         |
| >44                              | 0           | 0           | 0           | 0.0         | 0.0         | 0.0         |
| <b>INDUCED TERMINATION RATE</b>  | <b>8</b>    | <b>4</b>    | <b>4</b>    | <b>10.6</b> | <b>16.1</b> | <b>7.9</b>  |
| 10-14                            | 0           | 0           | 0           | 0.0         | 0.0         | 0.0         |
| 15-17                            | 3           | 2           | 1           | 24.6        | 55.6        | 11.6        |
| 18-19                            | 1           | 1           | 0           | 15.4        | 90.9        | 0.0         |
| 20-24                            | 2           | 1           | 1           | 14.6        | 22.7        | 10.8        |
| 25-29                            | 0           | 0           | 0           | 0.0         | 0.0         | 0.0         |
| 30-34                            | 1           | 0           | 1           | 6.6         | 0.0         | 10.9        |
| 35-39                            | 1           | 0           | 1           | 11.5        | 0.0         | 17.5        |
| 40-44                            | 0           | 0           | 0           | 0.0         | 0.0         | 0.0         |
| >44                              | 0           | 0           | 0           | 0.0         | 0.0         | 0.0         |
| <b>MARRIAGES</b>                 | <b>17</b>   | <b>13</b>   | <b>4</b>    | <b>4.5</b>  | <b>9.1</b>  | <b>1.7</b>  |
| <b>DIVORCES</b>                  | <b>8</b>    | <b>5</b>    | <b>3</b>    | <b>2.1</b>  | <b>3.5</b>  | <b>1.3</b>  |

## SELECTED VITAL STATISTICS BY RACE, BY COUNTY, 1989

| ITEM                             | CLAYTON       |               |              |             |             |              |
|----------------------------------|---------------|---------------|--------------|-------------|-------------|--------------|
|                                  | NUMBER        |               |              | RATE        |             |              |
|                                  | Total         | White         | Black        | Total       | White       | Black        |
| <b>POPULATION</b>                | <b>184732</b> | <b>169505</b> | <b>15227</b> | <b>0.0</b>  | <b>0.0</b>  | <b>0.0</b>   |
| <b>LIVE BIRTHS</b>               | <b>3264</b>   | <b>2183</b>   | <b>967</b>   | <b>17.7</b> | <b>12.9</b> | <b>63.5</b>  |
| 10-14                            | 6             | 1             | 4            | 0.7         | 0.1         | 6.3          |
| 15-17                            | 160           | 113           | 45           | 29.0        | 22.0        | 120.0        |
| 18-19                            | 300           | 226           | 62           | 87.8        | 71.3        | 251.0        |
| Age of Mother                    |               |               |              |             |             |              |
| 20-24                            | 1035          | 725           | 282          | 111.2       | 87.6        | 274.6        |
| 25-29                            | 1029          | 669           | 323          | 105.7       | 80.2        | 231.4        |
| 30-34                            | 534           | 320           | 189          | 57.4        | 37.9        | 224.5        |
| 35-39                            | 178           | 113           | 57           | 25.1        | 17.1        | 120.3        |
| 40-44                            | 22            | 16            | 5            | 3.9         | 3.0         | 18.0         |
| >44                              | 0             | 0             | 0            | 0.0         | 0.0         | 0.0          |
| <b>UNWED MOTHER BIRTH RATE</b>   | <b>835</b>    | <b>414</b>    | <b>410</b>   | <b>16.7</b> | <b>9.1</b>  | <b>88.4</b>  |
| 10-14                            | 6             | 1             | 4            | 0.7         | 0.1         | 6.3          |
| 15-17                            | 112           | 69            | 43           | 20.3        | 13.4        | 114.7        |
| 18-19                            | 156           | 94            | 58           | 45.7        | 29.7        | 234.8        |
| Age of Mother                    |               |               |              |             |             |              |
| 20-24                            | 301           | 148           | 149          | 32.3        | 17.9        | 145.1        |
| 25-29                            | 160           | 66            | 93           | 16.4        | 7.9         | 66.6         |
| 30-34                            | 71            | 25            | 46           | 7.6         | 3.0         | 54.6         |
| 35-39                            | 26            | 10            | 15           | 3.7         | 1.5         | 31.6         |
| 40-44                            | 3             | 1             | 2            | 0.5         | 0.2         | 7.2          |
| >44                              | 0             | 0             | 0            | 0.0         | 0.0         | 0.0          |
| <b>% BIRTH WEIGHT</b>            |               |               |              |             |             |              |
| <500                             | 3             | 3             | 0            | 0.1         | 0.1         | 0.0          |
| 500-1499                         | 55            | 29            | 26           | 1.7         | 1.3         | 2.7          |
| 1500-2499                        | 221           | 122           | 88           | 6.8         | 5.6         | 9.1          |
| 2500-3999                        | 2640          | 1762          | 781          | 80.9        | 80.7        | 80.8         |
| ≥4000                            | 345           | 267           | 72           | 10.6        | 12.2        | 7.4          |
| <b>% OUT OF HOSPITAL BIRTHS</b>  | <b>15</b>     | <b>10</b>     | <b>4</b>     | <b>0.5</b>  | <b>0.5</b>  | <b>0.4</b>   |
| <b>SPONTANEOUS ABORTION RATE</b> | <b>363</b>    | <b>236</b>    | <b>118</b>   | <b>7.3</b>  | <b>5.2</b>  | <b>25.4</b>  |
| 10-14                            | 2             | 1             | 1            | 0.2         | 0.1         | 1.6          |
| 15-17                            | 23            | 19            | 4            | 4.2         | 3.7         | 10.7         |
| 18-19                            | 34            | 26            | 8            | 10.0        | 8.2         | 32.4         |
| Age of Mother                    |               |               |              |             |             |              |
| 20-24                            | 94            | 60            | 30           | 10.1        | 7.2         | 29.2         |
| 25-29                            | 100           | 65            | 35           | 10.3        | 7.8         | 25.1         |
| 30-34                            | 75            | 46            | 27           | 8.1         | 5.4         | 32.1         |
| 35-39                            | 24            | 15            | 9            | 3.4         | 2.3         | 19.0         |
| 40-44                            | 11            | 4             | 4            | 1.9         | 0.7         | 14.4         |
| >44                              | 0             | 0             | 0            | 0.0         | 0.0         | 0.0          |
| <b>INDUCED TERMINATION RATE</b>  | <b>1382</b>   | <b>761</b>    | <b>560</b>   | <b>27.6</b> | <b>16.8</b> | <b>120.7</b> |
| 10-14                            | 8             | 6             | 2            | 1.0         | 0.8         | 3.2          |
| 15-17                            | 130           | 75            | 49           | 23.6        | 14.6        | 130.7        |
| 18-19                            | 162           | 123           | 35           | 47.4        | 38.8        | 141.7        |
| Age of Recipient                 |               |               |              |             |             |              |
| 20-24                            | 402           | 244           | 144          | 43.2        | 29.5        | 140.2        |
| 25-29                            | 347           | 171           | 159          | 35.6        | 20.5        | 113.9        |
| 30-34                            | 216           | 95            | 108          | 23.2        | 11.2        | 128.3        |
| 35-39                            | 93            | 35            | 53           | 13.1        | 5.3         | 111.8        |
| 40-44                            | 24            | 12            | 10           | 4.2         | 2.2         | 36.0         |
| >44                              | 0             | 0             | 0            | 0.0         | 0.0         | 0.0          |
| <b>MARRIAGES</b>                 | <b>2297</b>   | <b>1885</b>   | <b>371</b>   | <b>12.4</b> | <b>11.1</b> | <b>24.4</b>  |
| <b>DIVORCES</b>                  | <b>1024</b>   | <b>789</b>    | <b>180</b>   | <b>5.5</b>  | <b>4.7</b>  | <b>11.8</b>  |

## SELECTED VITAL STATISTICS BY RACE, BY COUNTY, 1989

| ITEM                             | CLINCH      |             |             |             |             |             |
|----------------------------------|-------------|-------------|-------------|-------------|-------------|-------------|
|                                  | NUMBER      |             |             | RATE        |             |             |
|                                  | Total       | White       | Black       | Total       | White       | Black       |
| <b>POPULATION</b>                | <b>7335</b> | <b>5144</b> | <b>2191</b> | <b>0.0</b>  | <b>0.0</b>  | <b>0.0</b>  |
| <b>LIVE BIRTHS</b>               | <b>99</b>   | <b>56</b>   | <b>43</b>   | <b>13.5</b> | <b>10.9</b> | <b>19.6</b> |
| 10-14                            | 1           | 0           | 1           | 2.8         | 0.0         | 8.6         |
| 15-17                            | 14          | 5           | 9           | 68.6        | 42.4        | 104.7       |
| 18-19                            | 15          | 10          | 5           | 115.4       | 126.6       | 98.0        |
| Age of Mother                    |             |             |             |             |             |             |
| 20-24                            | 30          | 16          | 14          | 95.8        | 76.6        | 134.6       |
| 25-29                            | 22          | 14          | 8           | 76.7        | 66.4        | 105.3       |
| 30-34                            | 13          | 9           | 4           | 51.4        | 48.1        | 60.6        |
| 35-39                            | 4           | 2           | 2           | 18.1        | 12.3        | 33.9        |
| 40-44                            | 0           | 0           | 0           | 0.0         | 0.0         | 0.0         |
| >44                              | 0           | 0           | 0           | 0.0         | 0.0         | 0.0         |
| <b>UNWED MOTHER BIRTH RATE</b>   | <b>41</b>   | <b>10</b>   | <b>31</b>   | <b>26.1</b> | <b>9.2</b>  | <b>64.4</b> |
| 10-14                            | 1           | 0           | 1           | 2.8         | 0.0         | 8.6         |
| 15-17                            | 10          | 1           | 9           | 49.0        | 8.5         | 104.7       |
| 18-19                            | 6           | 1           | 5           | 46.2        | 12.7        | 98.0        |
| Age of Mother                    |             |             |             |             |             |             |
| 20-24                            | 15          | 5           | 10          | 47.9        | 23.9        | 96.2        |
| 25-29                            | 7           | 3           | 4           | 24.4        | 14.2        | 52.6        |
| 30-34                            | 1           | 0           | 1           | 4.0         | 0.0         | 15.2        |
| 35-39                            | 1           | 0           | 1           | 4.5         | 0.0         | 16.9        |
| 40-44                            | 0           | 0           | 0           | 0.0         | 0.0         | 0.0         |
| >44                              | 0           | 0           | 0           | 0.0         | 0.0         | 0.0         |
| <b>% BIRTH WEIGHT</b>            |             |             |             |             |             |             |
| <500                             | 0           | 0           | 0           | 0.0         | 0.0         | 0.0         |
| 500-1499                         | 3           | 1           | 2           | 3.0         | 1.8         | 4.7         |
| 1500-2499                        | 5           | 1           | 4           | 5.1         | 1.8         | 9.3         |
| 2500-3999                        | 82          | 47          | 35          | 82.8        | 83.9        | 81.4        |
| ≥4000                            | 9           | 7           | 2           | 9.1         | 12.5        | 4.7         |
| <b>% OUT OF HOSPITAL BIRTHS</b>  | <b>0</b>    | <b>0</b>    | <b>0</b>    | <b>0.0</b>  | <b>0.0</b>  | <b>0.0</b>  |
| <b>SPONTANEOUS ABORTION RATE</b> | <b>9</b>    | <b>4</b>    | <b>5</b>    | <b>5.7</b>  | <b>3.7</b>  | <b>10.4</b> |
| 10-14                            | 0           | 0           | 0           | 0.0         | 0.0         | 0.0         |
| 15-17                            | 0           | 0           | 0           | 0.0         | 0.0         | 0.0         |
| 18-19                            | 1           | 1           | 0           | 7.7         | 12.7        | 0.0         |
| Age of Mother                    |             |             |             |             |             |             |
| 20-24                            | 5           | 2           | 3           | 16.0        | 9.6         | 28.8        |
| 25-29                            | 2           | 0           | 2           | 7.0         | 0.0         | 26.3        |
| 30-34                            | 1           | 1           | 0           | 4.0         | 5.3         | 0.0         |
| 35-39                            | 0           | 0           | 0           | 0.0         | 0.0         | 0.0         |
| 40-44                            | 0           | 0           | 0           | 0.0         | 0.0         | 0.0         |
| >44                              | 0           | 0           | 0           | 0.0         | 0.0         | 0.0         |
| <b>INDUCED TERMINATION RATE</b>  | <b>0</b>    | <b>0</b>    | <b>0</b>    | <b>0.0</b>  | <b>0.0</b>  | <b>0.0</b>  |
| 10-14                            | 0           | 0           | 0           | 0.0         | 0.0         | 0.0         |
| 15-17                            | 0           | 0           | 0           | 0.0         | 0.0         | 0.0         |
| 18-19                            | 0           | 0           | 0           | 0.0         | 0.0         | 0.0         |
| Age of Recipient                 |             |             |             |             |             |             |
| 20-24                            | 0           | 0           | 0           | 0.0         | 0.0         | 0.0         |
| 25-29                            | 0           | 0           | 0           | 0.0         | 0.0         | 0.0         |
| 30-34                            | 0           | 0           | 0           | 0.0         | 0.0         | 0.0         |
| 35-39                            | 0           | 0           | 0           | 0.0         | 0.0         | 0.0         |
| 40-44                            | 0           | 0           | 0           | 0.0         | 0.0         | 0.0         |
| >44                              | 0           | 0           | 0           | 0.0         | 0.0         | 0.0         |
| <b>MARRIAGES</b>                 | <b>69</b>   | <b>62</b>   | <b>7</b>    | <b>9.4</b>  | <b>12.1</b> | <b>3.2</b>  |
| <b>DIVORCES</b>                  | <b>26</b>   | <b>23</b>   | <b>3</b>    | <b>3.5</b>  | <b>4.5</b>  | <b>1.4</b>  |

## SELECTED VITAL STATISTICS BY RACE, BY COUNTY, 1989

| ITEM                             | COBB   |        |       |       |       |       |
|----------------------------------|--------|--------|-------|-------|-------|-------|
|                                  | NUMBER |        |       | RATE  |       |       |
|                                  | Total  | White  | Black | Total | White | Black |
| <b>POPULATION</b>                | 423050 | 400196 | 22854 | 0.0   | 0.0   | 0.0   |
| <b>LIVE BIRTHS</b>               | 7454   | 6269   | 1054  | 17.6  | 15.7  | 46.1  |
| 10-14                            | 16     | 12     | 4     | 0.9   | 0.7   | 3.9   |
| 15-17                            | 191    | 149    | 41    | 17.0  | 14.0  | 70.9  |
| 18-19                            | 417    | 349    | 64    | 62.9  | 55.8  | 172.5 |
| Age of Mother                    |        |        |       |       |       |       |
| 20-24                            | 1544   | 1241   | 282   | 78.0  | 67.3  | 210.4 |
| 25-29                            | 2527   | 2089   | 394   | 112.5 | 99.8  | 258.7 |
| 30-34                            | 1992   | 1743   | 208   | 84.3  | 78.1  | 160.5 |
| 35-39                            | 680    | 608    | 53    | 38.7  | 36.1  | 72.6  |
| 40-44                            | 85     | 76     | 8     | 6.4   | 6.0   | 15.5  |
| >44                              | 2      | 2      | 0     | 0.2   | 0.2   | 0.0   |
| <b>UNWED MOTHER BIRTH RATE</b>   | 1115   | 714    | 389   | 9.7   | 6.6   | 61.2  |
| 10-14                            | 13     | 9      | 4     | 0.7   | 0.5   | 3.9   |
| 15-17                            | 133    | 95     | 37    | 11.8  | 8.9   | 64.0  |
| 18-19                            | 208    | 153    | 54    | 31.4  | 24.4  | 145.6 |
| Age of Mother                    |        |        |       |       |       |       |
| 20-24                            | 373    | 239    | 130   | 18.8  | 13.0  | 97.0  |
| 25-29                            | 242    | 132    | 107   | 10.8  | 6.3   | 70.3  |
| 30-34                            | 105    | 58     | 46    | 4.4   | 2.6   | 35.5  |
| 35-39                            | 38     | 25     | 11    | 2.2   | 1.5   | 15.1  |
| 40-44                            | 3      | 3      | 0     | 0.2   | 0.2   | 0.0   |
| >44                              | 0      | 0      | 0     | 0.0   | 0.0   | 0.0   |
| <b>% BIRTH WEIGHT (grams)</b>    |        |        |       |       |       |       |
| <500                             | 15     | 8      | 7     | 0.2   | 0.1   | 0.7   |
| 500-1499                         | 83     | 56     | 24    | 1.1   | 0.9   | 2.3   |
| 1500-2499                        | 358    | 275    | 76    | 4.8   | 4.4   | 7.2   |
| 2500-3999                        | 6060   | 5078   | 870   | 81.3  | 81.0  | 82.5  |
| ≥4000                            | 938    | 852    | 77    | 12.6  | 13.6  | 7.3   |
| <b>% OUT OF HOSPITAL BIRTHS</b>  | 38     | 33     | 4     | 0.5   | 0.5   | 0.4   |
| <b>SPONTANEOUS ABORTION RATE</b> | 592    | 449    | 98    | 5.2   | 4.1   | 15.4  |
| 10-14                            | 2      | 2      | 0     | 0.1   | 0.1   | 0.0   |
| 15-17                            | 19     | 12     | 5     | 1.7   | 1.1   | 8.7   |
| 18-19                            | 33     | 19     | 10    | 5.0   | 3.0   | 27.0  |
| Age of Mother                    |        |        |       |       |       |       |
| 20-24                            | 125    | 90     | 23    | 6.3   | 4.9   | 17.2  |
| 25-29                            | 171    | 125    | 33    | 7.6   | 6.0   | 21.7  |
| 30-34                            | 149    | 123    | 18    | 6.3   | 5.5   | 13.9  |
| 35-39                            | 68     | 57     | 8     | 3.9   | 3.4   | 11.0  |
| 40-44                            | 25     | 21     | 1     | 1.9   | 1.6   | 1.9   |
| >44                              | 0      | 0      | 0     | 0.0   | 0.0   | 0.0   |
| <b>INDUCED TERMINATION RATE</b>  | 3124   | 2338   | 649   | 27.3  | 21.6  | 102.2 |
| 10-14                            | 12     | 8      | 4     | 0.7   | 0.5   | 3.9   |
| 15-17                            | 243    | 204    | 35    | 21.6  | 19.1  | 60.6  |
| 18-19                            | 390    | 332    | 49    | 58.8  | 53.0  | 132.1 |
| Age of Recipient                 |        |        |       |       |       |       |
| 20-24                            | 902    | 688    | 184   | 45.6  | 37.3  | 137.3 |
| 25-29                            | 834    | 551    | 233   | 37.1  | 26.3  | 153.0 |
| 30-34                            | 467    | 335    | 108   | 19.8  | 15.0  | 83.3  |
| 35-39                            | 225    | 177    | 31    | 12.8  | 10.5  | 42.5  |
| 40-44                            | 47     | 39     | 5     | 3.5   | 3.1   | 9.7   |
| >44                              | 4      | 4      | 0     | 0.4   | 0.4   | 0.0   |
| <b>MARRIAGES</b>                 | 4573   | 3968   | 534   | 10.8  | 9.9   | 23.4  |
| <b>DIVORCES</b>                  | 2902   | 2463   | 291   | 6.9   | 6.2   | 12.7  |

## SELECTED VITAL STATISTICS BY RACE, BY COUNTY, 1989

| ITEM                             | COFFEE       |              |             |             |             |             |
|----------------------------------|--------------|--------------|-------------|-------------|-------------|-------------|
|                                  | NUMBER       |              |             | RATE        |             |             |
|                                  | Total        | White        | Black       | Total       | White       | Black       |
| <b>POPULATION</b>                | <b>31015</b> | <b>23023</b> | <b>7992</b> | <b>0.0</b>  | <b>0.0</b>  | <b>0.0</b>  |
| <b>LIVE BIRTHS</b>               | <b>574</b>   | <b>382</b>   | <b>191</b>  | <b>18.5</b> | <b>16.6</b> | <b>23.9</b> |
| 10-14                            | 3            | 0            | 3           | 2.1         | 0.0         | 6.3         |
| 15-17                            | 49           | 23           | 26          | 53.7        | 37.9        | 85.0        |
| 18-19                            | 84           | 54           | 30          | 121.7       | 121.1       | 123.0       |
| 20-24                            | 212          | 146          | 66          | 150.0       | 147.2       | 156.8       |
| 25-29                            | 138          | 100          | 38          | 107.9       | 104.3       | 118.7       |
| 30-34                            | 66           | 43           | 22          | 57.7        | 48.8        | 84.0        |
| 35-39                            | 20           | 14           | 6           | 21.7        | 19.6        | 28.7        |
| 40-44                            | 2            | 2            | 0           | 2.5         | 3.3         | 0.0         |
| >44                              | 0            | 0            | 0           | 0.0         | 0.0         | 0.0         |
| <b>UNWED MOTHER BIRTH RATE</b>   | <b>177</b>   | <b>56</b>    | <b>121</b>  | <b>24.7</b> | <b>10.7</b> | <b>62.1</b> |
| 10-14                            | 3            | 0            | 3           | 2.1         | 0.0         | 6.3         |
| 15-17                            | 31           | 7            | 24          | 34.0        | 11.5        | 78.4        |
| 18-19                            | 43           | 18           | 25          | 62.3        | 40.4        | 102.5       |
| 20-24                            | 64           | 20           | 44          | 45.3        | 20.2        | 104.5       |
| 25-29                            | 23           | 8            | 15          | 18.0        | 8.3         | 46.9        |
| 30-34                            | 8            | 1            | 7           | 7.0         | 1.1         | 26.7        |
| 35-39                            | 4            | 1            | 3           | 4.3         | 1.4         | 14.4        |
| 40-44                            | 1            | 1            | 0           | 1.2         | 1.6         | 0.0         |
| >44                              | 0            | 0            | 0           | 0.0         | 0.0         | 0.0         |
| <b>% BIRTH WEIGHT (grams)</b>    |              |              |             |             |             |             |
| <500                             | 3            | 0            | 3           | 0.5         | 0.0         | 1.6         |
| 500-1499                         | 14           | 5            | 9           | 2.4         | 1.3         | 4.7         |
| 1500-2499                        | 38           | 26           | 12          | 6.6         | 6.8         | 6.3         |
| 2500-3999                        | 480          | 325          | 154         | 83.6        | 85.1        | 80.6        |
| ≥4000                            | 39           | 26           | 13          | 6.8         | 6.8         | 6.8         |
| <b>% OUT OF HOSPITAL BIRTHS</b>  | <b>3</b>     | <b>1</b>     | <b>2</b>    | <b>0.5</b>  | <b>0.3</b>  | <b>1.0</b>  |
| <b>SPONTANEOUS ABORTION RATE</b> | <b>45</b>    | <b>27</b>    | <b>18</b>   | <b>6.3</b>  | <b>5.2</b>  | <b>9.2</b>  |
| 10-14                            | 0            | 0            | 0           | 0.0         | 0.0         | 0.0         |
| 15-17                            | 4            | 3            | 1           | 4.4         | 4.9         | 3.3         |
| 18-19                            | 9            | 4            | 5           | 13.0        | 9.0         | 20.5        |
| 20-24                            | 16           | 9            | 7           | 11.3        | 9.1         | 16.6        |
| 25-29                            | 13           | 10           | 3           | 10.2        | 10.4        | 9.4         |
| 30-34                            | 3            | 1            | 2           | 2.6         | 1.1         | 7.6         |
| 35-39                            | 0            | 0            | 0           | 0.0         | 0.0         | 0.0         |
| 40-44                            | 0            | 0            | 0           | 0.0         | 0.0         | 0.0         |
| >44                              | 0            | 0            | 0           | 0.0         | 0.0         | 0.0         |
| <b>INDUCED TERMINATION RATE</b>  | <b>11</b>    | <b>5</b>     | <b>6</b>    | <b>1.5</b>  | <b>1.0</b>  | <b>3.1</b>  |
| 10-14                            | 0            | 0            | 0           | 0.0         | 0.0         | 0.0         |
| 15-17                            | 3            | 1            | 2           | 3.3         | 1.6         | 6.5         |
| 18-19                            | 1            | 0            | 1           | 1.4         | 0.0         | 4.1         |
| 20-24                            | 4            | 2            | 2           | 2.8         | 2.0         | 4.8         |
| 25-29                            | 0            | 0            | 0           | 0.0         | 0.0         | 0.0         |
| 30-34                            | 3            | 2            | 1           | 2.6         | 2.3         | 3.8         |
| 35-39                            | 0            | 0            | 0           | 0.0         | 0.0         | 0.0         |
| 40-44                            | 0            | 0            | 0           | 0.0         | 0.0         | 0.0         |
| >44                              | 0            | 0            | 0           | 0.0         | 0.0         | 0.0         |
| <b>MARRIAGES</b>                 | <b>321</b>   | <b>241</b>   | <b>76</b>   | <b>10.3</b> | <b>10.5</b> | <b>9.5</b>  |
| <b>DIVORCES</b>                  | <b>159</b>   | <b>123</b>   | <b>17</b>   | <b>5.1</b>  | <b>5.3</b>  | <b>2.1</b>  |

## SELECTED VITAL STATISTICS BY RACE, BY COUNTY, 1989

| ITEM                             | COLQUITT |       |       |       |       |       |
|----------------------------------|----------|-------|-------|-------|-------|-------|
|                                  | NUMBER   |       |       | RATE  |       |       |
|                                  | Total    | White | Black | Total | White | Black |
| <b>POPULATION</b>                | 38901    | 29730 | 9171  | 0.0   | 0.0   | 0.0   |
| <b>LIVE BIRTHS</b>               | 563      | 338   | 224   | 14.5  | 11.4  | 24.4  |
| 10-14                            | 3        | 0     | 3     | 1.8   | 0.0   | 5.5   |
| 15-17                            | 65       | 21    | 43    | 57.9  | 27.7  | 118.1 |
| 18-19                            | 89       | 42    | 47    | 138.4 | 93.5  | 242.3 |
| Age of Mother                    |          |       |       |       |       |       |
| 20-24                            | 212      | 136   | 76    | 141.4 | 129.9 | 168.1 |
| 25-29                            | 116      | 88    | 28    | 79.1  | 81.7  | 72.0  |
| 30-34                            | 57       | 36    | 21    | 42.8  | 35.1  | 68.2  |
| 35-39                            | 20       | 14    | 6     | 17.6  | 15.2  | 28.2  |
| 40-44                            | 1        | 1     | 0     | 1.0   | 1.3   | 0.0   |
| >44                              | 0        | 0     | 0     | 0.0   | 0.0   | 0.0   |
| <b>UNWED MOTHER BIRTH RATE</b>   | 237      | 60    | 177   | 28.9  | 9.9   | 83.2  |
| 10-14                            | 3        | 0     | 3     | 1.8   | 0.0   | 5.5   |
| 15-17                            | 53       | 10    | 43    | 47.2  | 13.2  | 118.1 |
| 18-19                            | 55       | 13    | 42    | 85.5  | 29.0  | 216.5 |
| Age of Mother                    |          |       |       |       |       |       |
| 20-24                            | 86       | 26    | 60    | 57.4  | 24.8  | 132.7 |
| 25-29                            | 24       | 6     | 18    | 16.4  | 5.6   | 46.3  |
| 30-34                            | 14       | 4     | 10    | 10.5  | 3.9   | 32.5  |
| 35-39                            | 1        | 0     | 1     | 0.9   | 0.0   | 4.7   |
| 40-44                            | 1        | 1     | 0     | 1.0   | 1.3   | 0.0   |
| >44                              | 0        | 0     | 0     | 0.0   | 0.0   | 0.0   |
| <b>% BIRTH WEIGHT</b>            |          |       |       |       |       |       |
| <500                             | 1        | 0     | 1     | 0.2   | 0.0   | 0.4   |
| 500-1499                         | 10       | 6     | 4     | 1.8   | 1.8   | 1.8   |
| 1500-2499                        | 42       | 15    | 27    | 7.5   | 4.4   | 12.1  |
| 2500-3999                        | 477      | 288   | 188   | 84.7  | 85.2  | 83.9  |
| ≥4000                            | 33       | 29    | 4     | 5.9   | 8.6   | 1.8   |
| <b>% OUT OF HOSPITAL BIRTHS</b>  | 1        | 1     | 0     | 0.2   | 0.3   | 0.0   |
| <b>SPONTANEOUS ABORTION RATE</b> | 23       | 14    | 9     | 2.8   | 2.3   | 4.2   |
| 10-14                            | 0        | 0     | 0     | 0.0   | 0.0   | 0.0   |
| 15-17                            | 4        | 1     | 3     | 3.6   | 1.3   | 8.2   |
| 18-19                            | 4        | 2     | 2     | 6.2   | 4.5   | 10.3  |
| Age of Mother                    |          |       |       |       |       |       |
| 20-24                            | 6        | 4     | 2     | 4.0   | 3.8   | 4.4   |
| 25-29                            | 2        | 0     | 2     | 1.4   | 0.0   | 5.1   |
| 30-34                            | 4        | 4     | 0     | 3.0   | 3.9   | 0.0   |
| 35-39                            | 3        | 3     | 0     | 2.6   | 3.2   | 0.0   |
| 40-44                            | 0        | 0     | 0     | 0.0   | 0.0   | 0.0   |
| >44                              | 0        | 0     | 0     | 0.0   | 0.0   | 0.0   |
| <b>INDUCED TERMINATION RATE</b>  | 21       | 12    | 9     | 2.6   | 2.0   | 4.2   |
| 10-14                            | 0        | 0     | 0     | 0.0   | 0.0   | 0.0   |
| 15-17                            | 3        | 1     | 2     | 2.7   | 1.3   | 5.5   |
| 18-19                            | 3        | 3     | 0     | 4.7   | 6.7   | 0.0   |
| Age of Recipient                 |          |       |       |       |       |       |
| 20-24                            | 5        | 3     | 2     | 3.3   | 2.9   | 4.4   |
| 25-29                            | 6        | 2     | 4     | 4.1   | 1.9   | 10.3  |
| 30-34                            | 3        | 2     | 1     | 2.3   | 2.0   | 3.2   |
| 35-39                            | 0        | 0     | 0     | 0.0   | 0.0   | 0.0   |
| 40-44                            | 1        | 1     | 0     | 1.0   | 1.3   | 0.0   |
| >44                              | 0        | 0     | 0     | 0.0   | 0.0   | 0.0   |
| <b>MARRIAGES</b>                 | 364      | 302   | 61    | 9.4   | 10.2  | 6.7   |
| <b>DIVORCES</b>                  | 231      | 200   | 23    | 5.9   | 6.7   | 2.5   |

## SELECTED VITAL STATISTICS BY RACE, BY COUNTY, 1989

| ITEM                             | COLUMBIA     |              |             |             |             |             |
|----------------------------------|--------------|--------------|-------------|-------------|-------------|-------------|
|                                  | NUMBER       |              |             | RATE        |             |             |
|                                  | Total        | White        | Black       | Total       | White       | Black       |
| <b>POPULATION</b>                | <b>55541</b> | <b>46329</b> | <b>9212</b> | <b>0.0</b>  | <b>0.0</b>  | <b>0.0</b>  |
| <b>LIVE BIRTHS</b>               | <b>1100</b>  | <b>951</b>   | <b>130</b>  | <b>19.8</b> | <b>20.5</b> | <b>14.1</b> |
| 10-14                            | 2            | 1            | 1           | 0.8         | 0.5         | 2.5         |
| 15-17                            | 44           | 37           | 7           | 27.1        | 28.3        | 22.3        |
| 18-19                            | 87           | 68           | 19          | 92.7        | 92.8        | 92.2        |
| Age of Mother                    |              |              |             |             |             |             |
| 20-24                            | 253          | 221          | 29          | 103.5       | 116.4       | 53.1        |
| 25-29                            | 367          | 321          | 39          | 129.3       | 136.1       | 81.4        |
| 30-34                            | 265          | 236          | 24          | 100.1       | 103.6       | 65.0        |
| 35-39                            | 77           | 62           | 11          | 35.9        | 33.6        | 36.8        |
| 40-44                            | 5            | 5            | 0           | 2.9         | 3.5         | 0.0         |
| >44                              | 0            | 0            | 0           | 0.0         | 0.0         | 0.0         |
| <b>UNWED MOTHER BIRTH RATE</b>   | <b>172</b>   | <b>106</b>   | <b>66</b>   | <b>12.0</b> | <b>9.0</b>  | <b>26.4</b> |
| 10-14                            | 1            | 0            | 1           | 0.4         | 0.0         | 2.5         |
| 15-17                            | 26           | 19           | 7           | 16.0        | 14.5        | 22.3        |
| 18-19                            | 46           | 29           | 17          | 49.0        | 39.6        | 82.5        |
| Age of Mother                    |              |              |             |             |             |             |
| 20-24                            | 49           | 33           | 16          | 20.0        | 17.4        | 29.3        |
| 25-29                            | 31           | 16           | 15          | 10.9        | 6.8         | 31.3        |
| 30-34                            | 18           | 9            | 9           | 6.8         | 3.9         | 24.4        |
| 35-39                            | 1            | 0            | 1           | 0.5         | 0.0         | 3.3         |
| 40-44                            | 0            | 0            | 0           | 0.0         | 0.0         | 0.0         |
| >44                              | 0            | 0            | 0           | 0.0         | 0.0         | 0.0         |
| <b>% BIRTH WEIGHT (grams)</b>    |              |              |             |             |             |             |
| <500                             | 1            | 1            | 0           | 0.1         | 0.1         | 0.0         |
| 500-1499                         | 12           | 8            | 4           | 1.1         | 0.8         | 3.1         |
| 1500-2499                        | 68           | 51           | 16          | 6.2         | 5.4         | 12.3        |
| 2500-3999                        | 882          | 763          | 102         | 80.2        | 80.2        | 78.5        |
| ≥4000                            | 137          | 128          | 8           | 12.5        | 13.5        | 6.2         |
| <b>% OUT OF HOSPITAL BIRTHS</b>  | <b>7</b>     | <b>6</b>     | <b>1</b>    | <b>0.6</b>  | <b>0.6</b>  | <b>0.8</b>  |
| <b>SPONTANEOUS ABORTION RATE</b> | <b>100</b>   | <b>85</b>    | <b>13</b>   | <b>7.0</b>  | <b>7.2</b>  | <b>5.2</b>  |
| 10-14                            | 0            | 0            | 0           | 0.0         | 0.0         | 0.0         |
| 15-17                            | 1            | 0            | 1           | 0.6         | 0.0         | 3.2         |
| 18-19                            | 7            | 5            | 2           | 7.5         | 6.8         | 9.7         |
| Age of Mother                    |              |              |             |             |             |             |
| 20-24                            | 17           | 15           | 2           | 7.0         | 7.9         | 3.7         |
| 25-29                            | 32           | 27           | 4           | 11.3        | 11.4        | 8.4         |
| 30-34                            | 25           | 22           | 2           | 9.4         | 9.7         | 5.4         |
| 35-39                            | 18           | 16           | 2           | 8.4         | 8.7         | 6.7         |
| 40-44                            | 0            | 0            | 0           | 0.0         | 0.0         | 0.0         |
| >44                              | 0            | 0            | 0           | 0.0         | 0.0         | 0.0         |
| <b>INDUCED TERMINATION RATE</b>  | <b>244</b>   | <b>194</b>   | <b>40</b>   | <b>17.0</b> | <b>16.4</b> | <b>16.0</b> |
| 10-14                            | 2            | 1            | 1           | 0.8         | 0.5         | 2.5         |
| 15-17                            | 36           | 32           | 4           | 22.2        | 24.5        | 12.7        |
| 18-19                            | 36           | 32           | 3           | 38.3        | 43.7        | 14.6        |
| Age of Recipient                 |              |              |             |             |             |             |
| 20-24                            | 76           | 59           | 17          | 31.1        | 31.1        | 31.1        |
| 25-29                            | 48           | 38           | 9           | 16.9        | 16.1        | 18.8        |
| 30-34                            | 28           | 22           | 4           | 10.6        | 9.7         | 10.8        |
| 35-39                            | 13           | 6            | 2           | 6.1         | 3.3         | 6.7         |
| 40-44                            | 5            | 4            | 0           | 2.9         | 2.8         | 0.0         |
| >44                              | 0            | 0            | 0           | 0.0         | 0.0         | 0.0         |
| <b>MARRIAGES</b>                 | <b>218</b>   | <b>198</b>   | <b>20</b>   | <b>3.9</b>  | <b>4.3</b>  | <b>2.2</b>  |
| <b>DIVORCES</b>                  | <b>443</b>   | <b>390</b>   | <b>48</b>   | <b>8.0</b>  | <b>8.4</b>  | <b>5.2</b>  |



## SELECTED VITAL STATISTICS BY RACE, BY COUNTY, 1989

| ITEM                             | COOK         |              |             |             |             |             |
|----------------------------------|--------------|--------------|-------------|-------------|-------------|-------------|
|                                  | NUMBER       |              |             | RATE        |             |             |
|                                  | Total        | White        | Black       | Total       | White       | Black       |
| <b>POPULATION</b>                | <b>14687</b> | <b>10221</b> | <b>4466</b> | <b>0.0</b>  | <b>0.0</b>  | <b>0.0</b>  |
| <b>LIVE BIRTHS</b>               | <b>231</b>   | <b>125</b>   | <b>105</b>  | <b>15.7</b> | <b>12.2</b> | <b>23.5</b> |
| 10-14                            | 5            | 0            | 5           | 7.5         | 0.0         | 18.1        |
| 15-17                            | 24           | 7            | 17          | 56.7        | 27.9        | 98.8        |
| 18-19                            | 26           | 15           | 10          | 94.5        | 84.3        | 103.1       |
| Age of Mother                    |              |              |             |             |             |             |
| 20-24                            | 89           | 52           | 37          | 171.2       | 161.0       | 187.8       |
| 25-29                            | 52           | 32           | 20          | 88.9        | 80.4        | 107.0       |
| 30-34                            | 26           | 13           | 13          | 52.1        | 35.8        | 95.6        |
| 35-39                            | 9            | 6            | 3           | 21.5        | 19.1        | 28.8        |
| 40-44                            | 0            | 0            | 0           | 0.0         | 0.0         | 0.0         |
| >44                              | 0            | 0            | 0           | 0.0         | 0.0         | 0.0         |
| <b>UNWED MOTHER BIRTH RATE</b>   | <b>78</b>    | <b>12</b>    | <b>66</b>   | <b>25.1</b> | <b>5.7</b>  | <b>66.6</b> |
| 10-14                            | 5            | 0            | 5           | 7.5         | 0.0         | 18.1        |
| 15-17                            | 18           | 1            | 17          | 42.6        | 4.0         | 98.8        |
| 18-19                            | 13           | 4            | 9           | 47.3        | 22.5        | 92.8        |
| Age of Mother                    |              |              |             |             |             |             |
| 20-24                            | 26           | 4            | 22          | 50.0        | 12.4        | 111.7       |
| 25-29                            | 8            | 1            | 7           | 13.7        | 2.5         | 37.4        |
| 30-34                            | 8            | 2            | 6           | 16.0        | 5.5         | 44.1        |
| 35-39                            | 0            | 0            | 0           | 0.0         | 0.0         | 0.0         |
| 40-44                            | 0            | 0            | 0           | 0.0         | 0.0         | 0.0         |
| >44                              | 0            | 0            | 0           | 0.0         | 0.0         | 0.0         |
| <b>% BIRTH WEIGHT (grams)</b>    |              |              |             |             |             |             |
| <500                             | 0            | 0            | 0           | 0.0         | 0.0         | 0.0         |
| 500-1499                         | 3            | 1            | 2           | 1.3         | 0.8         | 1.9         |
| 1500-2499                        | 19           | 6            | 13          | 8.2         | 4.8         | 12.4        |
| 2500-3999                        | 189          | 105          | 84          | 81.8        | 84.0        | 80.0        |
| ≥4000                            | 20           | 13           | 6           | 8.7         | 10.4        | 5.7         |
| <b>% OUT OF HOSPITAL BIRTHS</b>  | <b>1</b>     | <b>0</b>     | <b>1</b>    | <b>0.4</b>  | <b>0.0</b>  | <b>1.0</b>  |
| <b>SPONTANEOUS ABORTION RATE</b> | <b>19</b>    | <b>6</b>     | <b>13</b>   | <b>6.1</b>  | <b>2.8</b>  | <b>13.1</b> |
| 10-14                            | 0            | 0            | 0           | 0.0         | 0.0         | 0.0         |
| 15-17                            | 1            | 0            | 1           | 2.4         | 0.0         | 5.8         |
| 18-19                            | 3            | 1            | 2           | 10.9        | 5.6         | 20.6        |
| Age of Mother                    |              |              |             |             |             |             |
| 20-24                            | 4            | 1            | 3           | 7.7         | 3.1         | 15.2        |
| 25-29                            | 9            | 3            | 6           | 15.4        | 7.5         | 32.1        |
| 30-34                            | 2            | 1            | 1           | 4.0         | 2.8         | 7.4         |
| 35-39                            | 0            | 0            | 0           | 0.0         | 0.0         | 0.0         |
| 40-44                            | 0            | 0            | 0           | 0.0         | 0.0         | 0.0         |
| >44                              | 0            | 0            | 0           | 0.0         | 0.0         | 0.0         |
| <b>INDUCED TERMINATION RATE</b>  | <b>6</b>     | <b>2</b>     | <b>4</b>    | <b>1.9</b>  | <b>0.9</b>  | <b>4.0</b>  |
| 10-14                            | 0            | 0            | 0           | 0.0         | 0.0         | 0.0         |
| 15-17                            | 1            | 0            | 1           | 2.4         | 0.0         | 5.8         |
| 18-19                            | 0            | 0            | 0           | 0.0         | 0.0         | 0.0         |
| Age of Recipient                 |              |              |             |             |             |             |
| 20-24                            | 1            | 1            | 0           | 1.9         | 3.1         | 0.0         |
| 25-29                            | 2            | 0            | 2           | 3.4         | 0.0         | 10.7        |
| 30-34                            | 2            | 1            | 1           | 4.0         | 2.8         | 7.4         |
| 35-39                            | 0            | 0            | 0           | 0.0         | 0.0         | 0.0         |
| 40-44                            | 0            | 0            | 0           | 0.0         | 0.0         | 0.0         |
| >44                              | 0            | 0            | 0           | 0.0         | 0.0         | 0.0         |
| <b>MARRIAGES</b>                 | <b>157</b>   | <b>119</b>   | <b>38</b>   | <b>10.7</b> | <b>11.6</b> | <b>8.5</b>  |
| <b>DIVORCES</b>                  | <b>31</b>    | <b>23</b>    | <b>7</b>    | <b>2.1</b>  | <b>2.3</b>  | <b>1.6</b>  |

## SELECTED VITAL STATISTICS BY RACE, BY COUNTY, 1989

| ITEM                             | COWETA       |              |              |             |             |             |
|----------------------------------|--------------|--------------|--------------|-------------|-------------|-------------|
|                                  | NUMBER       |              |              | RATE        |             |             |
|                                  | Total        | White        | Black        | Total       | White       | Black       |
| <b>POPULATION</b>                | <b>46550</b> | <b>33759</b> | <b>12791</b> | <b>0.0</b>  | <b>0.0</b>  | <b>0.0</b>  |
| <b>LIVE BIRTHS</b>               | <b>976</b>   | <b>681</b>   | <b>293</b>   | <b>21.0</b> | <b>20.2</b> | <b>22.9</b> |
| 10-14                            | 5            | 2            | 3            | 2.4         | 1.4         | 4.5         |
| 15-17                            | 84           | 41           | 43           | 63.7        | 48.3        | 91.7        |
| 18-19                            | 91           | 54           | 37           | 116.1       | 110.2       | 125.9       |
| Age of Mother                    |              |              |              |             |             |             |
| 20-24                            | 310          | 208          | 102          | 171.4       | 171.5       | 171.1       |
| 25-29                            | 269          | 193          | 75           | 146.8       | 148.6       | 140.7       |
| 30-34                            | 150          | 126          | 23           | 80.9        | 89.7        | 51.2        |
| 35-39                            | 59           | 50           | 9            | 38.9        | 44.2        | 23.3        |
| 40-44                            | 8            | 7            | 1            | 6.1         | 7.2         | 2.9         |
| >44                              | 0            | 0            | 0            | 0.0         | 0.0         | 0.0         |
| <b>UNWED MOTHER BIRTH RATE</b>   | <b>284</b>   | <b>83</b>    | <b>201</b>   | <b>27.3</b> | <b>11.3</b> | <b>65.6</b> |
| 10-14                            | 3            | 0            | 3            | 1.4         | 0.0         | 4.5         |
| 15-17                            | 61           | 18           | 43           | 46.3        | 21.2        | 91.7        |
| 18-19                            | 53           | 18           | 35           | 67.6        | 36.7        | 119.0       |
| Age of Mother                    |              |              |              |             |             |             |
| 20-24                            | 99           | 29           | 70           | 54.7        | 23.9        | 117.4       |
| 25-29                            | 43           | 10           | 33           | 23.5        | 7.7         | 61.9        |
| 30-34                            | 16           | 4            | 12           | 8.6         | 2.8         | 26.7        |
| 35-39                            | 8            | 4            | 4            | 5.3         | 3.5         | 10.4        |
| 40-44                            | 1            | 0            | 1            | 0.8         | 0.0         | 2.9         |
| >44                              | 0            | 0            | 0            | 0.0         | 0.0         | 0.0         |
| <b>% BIRTH WEIGHT (grams)</b>    |              |              |              |             |             |             |
| <500                             | 2            | 1            | 1            | 0.2         | 0.1         | 0.3         |
| 500-1499                         | 16           | 6            | 10           | 1.6         | 0.9         | 3.4         |
| 1500-2499                        | 68           | 35           | 33           | 7.0         | 5.1         | 11.3        |
| 2500-3999                        | 783          | 546          | 235          | 80.2        | 80.2        | 80.2        |
| ≥4000                            | 107          | 93           | 14           | 11.0        | 13.7        | 4.8         |
| <b>% OUT OF HOSPITAL BIRTHS</b>  | <b>2</b>     | <b>1</b>     | <b>1</b>     | <b>0.2</b>  | <b>0.1</b>  | <b>0.3</b>  |
| <b>SPONTANEOUS ABORTION RATE</b> | <b>35</b>    | <b>25</b>    | <b>10</b>    | <b>3.4</b>  | <b>3.4</b>  | <b>3.3</b>  |
| 10-14                            | 0            | 0            | 0            | 0.0         | 0.0         | 0.0         |
| 15-17                            | 1            | 1            | 0            | 0.8         | 1.2         | 0.0         |
| 18-19                            | 7            | 4            | 3            | 8.9         | 8.2         | 10.2        |
| Age of Mother                    |              |              |              |             |             |             |
| 20-24                            | 9            | 4            | 5            | 5.0         | 3.3         | 8.4         |
| 25-29                            | 13           | 11           | 2            | 7.1         | 8.5         | 3.8         |
| 30-34                            | 4            | 4            | 0            | 2.2         | 2.8         | 0.0         |
| 35-39                            | 0            | 0            | 0            | 0.0         | 0.0         | 0.0         |
| 40-44                            | 1            | 1            | 0            | 0.8         | 1.0         | 0.0         |
| >44                              | 0            | 0            | 0            | 0.0         | 0.0         | 0.0         |
| <b>INDUCED TERMINATION RATE</b>  | <b>191</b>   | <b>126</b>   | <b>58</b>    | <b>18.3</b> | <b>17.1</b> | <b>18.9</b> |
| 10-14                            | 7            | 3            | 4            | 3.3         | 2.1         | 6.0         |
| 15-17                            | 30           | 23           | 7            | 22.8        | 27.1        | 14.9        |
| 18-19                            | 34           | 24           | 9            | 43.4        | 49.0        | 30.6        |
| Age of Recipient                 |              |              |              |             |             |             |
| 20-24                            | 54           | 29           | 24           | 29.9        | 23.9        | 40.3        |
| 25-29                            | 27           | 18           | 8            | 14.7        | 13.9        | 15.0        |
| 30-34                            | 20           | 15           | 5            | 10.8        | 10.7        | 11.1        |
| 35-39                            | 16           | 12           | 1            | 10.5        | 10.6        | 2.6         |
| 40-44                            | 3            | 2            | 0            | 2.3         | 2.1         | 0.0         |
| >44                              | 0            | 0            | 0            | 0.0         | 0.0         | 0.0         |
| <b>MARRIAGES</b>                 | <b>580</b>   | <b>470</b>   | <b>108</b>   | <b>12.5</b> | <b>13.9</b> | <b>8.4</b>  |
| <b>DIVORCES</b>                  | <b>353</b>   | <b>296</b>   | <b>49</b>    | <b>7.6</b>  | <b>8.8</b>  | <b>3.8</b>  |

## SELECTED VITAL STATISTICS BY RACE, BY COUNTY, 1989

| ITEM                             | CRAWFORD    |             |             |             |             |             |
|----------------------------------|-------------|-------------|-------------|-------------|-------------|-------------|
|                                  | NUMBER      |             |             | RATE        |             |             |
|                                  | Total       | White       | Black       | Total       | White       | Black       |
| <b>POPULATION</b>                | <b>8699</b> | <b>5222</b> | <b>3477</b> | <b>0.0</b>  | <b>0.0</b>  | <b>0.0</b>  |
| <b>LIVE BIRTHS</b>               | <b>104</b>  | <b>63</b>   | <b>41</b>   | <b>12.0</b> | <b>12.1</b> | <b>11.8</b> |
| 10-14                            | 0           | 0           | 0           | 0.0         | 0.0         | 0.0         |
| 15-17                            | 6           | 4           | 2           | 20.6        | 29.2        | 13.0        |
| 18-19                            | 11          | 4           | 7           | 65.5        | 48.2        | 82.4        |
| Age of Mother                    |             |             |             |             |             |             |
| 20-24                            | 31          | 16          | 15          | 85.6        | 80.8        | 91.5        |
| 25-29                            | 33          | 19          | 14          | 98.8        | 101.6       | 95.2        |
| 30-34                            | 21          | 19          | 2           | 58.5        | 77.6        | 17.5        |
| 35-39                            | 2           | 1           | 1           | 6.8         | 5.0         | 11.1        |
| 40-44                            | 0           | 0           | 0           | 0.0         | 0.0         | 0.0         |
| >44                              | 0           | 0           | 0           | 0.0         | 0.0         | 0.0         |
| <b>UNWED MOTHER BIRTH RATE</b>   | <b>38</b>   | <b>10</b>   | <b>28</b>   | <b>18.7</b> | <b>8.4</b>  | <b>33.1</b> |
| 10-14                            | 0           | 0           | 0           | 0.0         | 0.0         | 0.0         |
| 15-17                            | 4           | 2           | 2           | 13.7        | 14.6        | 13.0        |
| 18-19                            | 9           | 2           | 7           | 53.6        | 24.1        | 82.4        |
| Age of Mother                    |             |             |             |             |             |             |
| 20-24                            | 15          | 3           | 12          | 41.4        | 15.2        | 73.2        |
| 25-29                            | 8           | 2           | 6           | 24.0        | 10.7        | 40.8        |
| 30-34                            | 2           | 1           | 1           | 5.6         | 4.1         | 8.8         |
| 35-39                            | 0           | 0           | 0           | 0.0         | 0.0         | 0.0         |
| 40-44                            | 0           | 0           | 0           | 0.0         | 0.0         | 0.0         |
| >44                              | 0           | 0           | 0           | 0.0         | 0.0         | 0.0         |
| <b>% BIRTH WEIGHT (grams)</b>    |             |             |             |             |             |             |
| <500                             | 0           | 0           | 0           | 0.0         | 0.0         | 0.0         |
| 500-1499                         | 3           | 0           | 3           | 2.9         | 0.0         | 7.3         |
| 1500-2499                        | 4           | 1           | 3           | 3.8         | 1.6         | 7.3         |
| 2500-3999                        | 91          | 58          | 33          | 87.5        | 92.1        | 80.5        |
| ≥4000                            | 6           | 4           | 2           | 5.8         | 6.3         | 4.9         |
| <b>% OUT OF HOSPITAL BIRTHS</b>  | <b>0</b>    | <b>0</b>    | <b>0</b>    | <b>0.0</b>  | <b>0.0</b>  | <b>0.0</b>  |
| <b>SPONTANEOUS ABORTION RATE</b> | <b>7</b>    | <b>3</b>    | <b>4</b>    | <b>3.4</b>  | <b>2.5</b>  | <b>4.7</b>  |
| 10-14                            | 0           | 0           | 0           | 0.0         | 0.0         | 0.0         |
| 15-17                            | 0           | 0           | 0           | 0.0         | 0.0         | 0.0         |
| 18-19                            | 1           | 0           | 1           | 6.0         | 0.0         | 11.8        |
| Age of Mother                    |             |             |             |             |             |             |
| 20-24                            | 4           | 2           | 2           | 11.0        | 10.1        | 12.2        |
| 25-29                            | 1           | 0           | 1           | 3.0         | 0.0         | 6.8         |
| 30-34                            | 0           | 0           | 0           | 0.0         | 0.0         | 0.0         |
| 35-39                            | 0           | 0           | 0           | 0.0         | 0.0         | 0.0         |
| 40-44                            | 1           | 1           | 0           | 4.3         | 7.1         | 0.0         |
| >44                              | 0           | 0           | 0           | 0.0         | 0.0         | 0.0         |
| <b>INDUCED TERMINATION RATE</b>  | <b>15</b>   | <b>6</b>    | <b>9</b>    | <b>7.4</b>  | <b>5.0</b>  | <b>10.7</b> |
| 10-14                            | 0           | 0           | 0           | 0.0         | 0.0         | 0.0         |
| 15-17                            | 0           | 0           | 0           | 0.0         | 0.0         | 0.0         |
| 18-19                            | 1           | 1           | 0           | 6.0         | 12.0        | 0.0         |
| Age of Recipient                 |             |             |             |             |             |             |
| 20-24                            | 4           | 2           | 2           | 11.0        | 10.1        | 12.2        |
| 25-29                            | 2           | 1           | 1           | 6.0         | 5.3         | 6.8         |
| 30-34                            | 4           | 1           | 3           | 11.1        | 4.1         | 26.3        |
| 35-39                            | 3           | 0           | 3           | 10.3        | 0.0         | 33.3        |
| 40-44                            | 1           | 1           | 0           | 4.3         | 7.1         | 0.0         |
| >44                              | 0           | 0           | 0           | 0.0         | 0.0         | 0.0         |
| <b>MARRIAGES</b>                 | <b>68</b>   | <b>45</b>   | <b>23</b>   | <b>7.8</b>  | <b>8.6</b>  | <b>6.6</b>  |
| <b>DIVORCES</b>                  | <b>43</b>   | <b>31</b>   | <b>9</b>    | <b>4.9</b>  | <b>5.9</b>  | <b>2.6</b>  |

## SELECTED VITAL STATISTICS BY RACE, BY COUNTY, 1989

| ITEM                             | CRISP        |              |             |             |             |             |
|----------------------------------|--------------|--------------|-------------|-------------|-------------|-------------|
|                                  | NUMBER       |              |             | RATE        |             |             |
|                                  | Total        | White        | Black       | Total       | White       | Black       |
| <b>POPULATION</b>                | <b>20391</b> | <b>12334</b> | <b>8057</b> | <b>0.0</b>  | <b>0.0</b>  | <b>0.0</b>  |
| <b>LIVE BIRTHS</b>               | <b>326</b>   | <b>137</b>   | <b>188</b>  | <b>16.0</b> | <b>11.1</b> | <b>23.3</b> |
| 10-14                            | 7            | 1            | 6           | 7.6         | 2.2         | 13.0        |
| 15-17                            | 28           | 6            | 22          | 45.3        | 18.9        | 73.3        |
| 18-19                            | 55           | 14           | 41          | 136.8       | 70.0        | 203.0       |
| Age of Mother                    |              |              |             |             |             |             |
| 20-24                            | 104          | 46           | 58          | 116.1       | 96.6        | 138.1       |
| 25-29                            | 72           | 38           | 33          | 89.7        | 80.7        | 99.4        |
| 30-34                            | 42           | 24           | 18          | 56.4        | 51.6        | 64.3        |
| 35-39                            | 16           | 6            | 10          | 30.4        | 17.1        | 56.5        |
| 40-44                            | 2            | 2            | 0           | 4.2         | 6.1         | 0.0         |
| >44                              | 0            | 0            | 0           | 0.0         | 0.0         | 0.0         |
| <b>UNWED MOTHER BIRTH RATE</b>   | <b>169</b>   | <b>22</b>    | <b>147</b>  | <b>37.8</b> | <b>8.4</b>  | <b>79.0</b> |
| 10-14                            | 7            | 1            | 6           | 7.6         | 2.2         | 13.0        |
| 15-17                            | 24           | 2            | 22          | 38.8        | 6.3         | 73.3        |
| 18-19                            | 46           | 5            | 41          | 114.4       | 25.0        | 203.0       |
| Age of Mother                    |              |              |             |             |             |             |
| 20-24                            | 52           | 7            | 45          | 58.0        | 14.7        | 107.1       |
| 25-29                            | 20           | 4            | 16          | 24.9        | 8.5         | 48.2        |
| 30-34                            | 14           | 3            | 11          | 18.8        | 6.5         | 39.3        |
| 35-39                            | 6            | 0            | 6           | 11.4        | 0.0         | 33.9        |
| 40-44                            | 0            | 0            | 0           | 0.0         | 0.0         | 0.0         |
| >44                              | 0            | 0            | 0           | 0.0         | 0.0         | 0.0         |
| <b>% BIRTH WEIGHT (grams)</b>    |              |              |             |             |             |             |
| <500                             | 2            | 1            | 1           | 0.6         | 0.7         | 0.5         |
| 500-1499                         | 6            | 1            | 5           | 1.8         | 0.7         | 2.7         |
| 1500-2499                        | 30           | 4            | 26          | 9.2         | 2.9         | 13.8        |
| 2500-3999                        | 270          | 120          | 149         | 82.8        | 87.6        | 79.3        |
| ≥4000                            | 18           | 11           | 7           | 5.5         | 8.0         | 3.7         |
| <b>% OUT OF HOSPITAL BIRTHS</b>  | <b>2</b>     | <b>1</b>     | <b>1</b>    | <b>0.6</b>  | <b>0.7</b>  | <b>0.5</b>  |
| <b>SPONTANEOUS ABORTION RATE</b> | <b>31</b>    | <b>13</b>    | <b>18</b>   | <b>6.9</b>  | <b>5.0</b>  | <b>9.7</b>  |
| 10-14                            | 0            | 0            | 0           | 0.0         | 0.0         | 0.0         |
| 15-17                            | 6            | 2            | 4           | 9.7         | 6.3         | 13.3        |
| 18-19                            | 5            | 1            | 4           | 12.4        | 5.0         | 19.8        |
| Age of Mother                    |              |              |             |             |             |             |
| 20-24                            | 11           | 5            | 6           | 12.3        | 10.5        | 14.3        |
| 25-29                            | 5            | 3            | 2           | 6.2         | 6.4         | 6.0         |
| 30-34                            | 4            | 2            | 2           | 5.4         | 4.3         | 7.1         |
| 35-39                            | 0            | 0            | 0           | 0.0         | 0.0         | 0.0         |
| 40-44                            | 0            | 0            | 0           | 0.0         | 0.0         | 0.0         |
| >44                              | 0            | 0            | 0           | 0.0         | 0.0         | 0.0         |
| <b>INDUCED TERMINATION RATE</b>  | <b>42</b>    | <b>22</b>    | <b>20</b>   | <b>9.4</b>  | <b>8.4</b>  | <b>10.8</b> |
| 10-14                            | 0            | 0            | 0           | 0.0         | 0.0         | 0.0         |
| 15-17                            | 3            | 2            | 1           | 4.9         | 6.3         | 3.3         |
| 18-19                            | 5            | 2            | 3           | 12.4        | 10.0        | 14.9        |
| Age of Recipient                 |              |              |             |             |             |             |
| 20-24                            | 14           | 6            | 8           | 15.6        | 12.6        | 19.0        |
| 25-29                            | 10           | 6            | 4           | 12.5        | 12.7        | 12.0        |
| 30-34                            | 5            | 4            | 1           | 6.7         | 8.6         | 3.6         |
| 35-39                            | 5            | 2            | 3           | 9.5         | 5.7         | 16.9        |
| 40-44                            | 0            | 0            | 0           | 0.0         | 0.0         | 0.0         |
| >44                              | 0            | 0            | 0           | 0.0         | 0.0         | 0.0         |
| <b>MARRIAGES</b>                 | <b>180</b>   | <b>142</b>   | <b>38</b>   | <b>8.8</b>  | <b>11.5</b> | <b>4.7</b>  |
| <b>DIVORCES</b>                  | <b>111</b>   | <b>73</b>    | <b>34</b>   | <b>5.4</b>  | <b>5.9</b>  | <b>4.2</b>  |

## SELECTED VITAL STATISTICS BY RACE, BY COUNTY, 1989

| ITEM                             | DADE   |       |       |       |       |       |
|----------------------------------|--------|-------|-------|-------|-------|-------|
|                                  | NUMBER |       |       | RATE  |       |       |
|                                  | Total  | White | Black | Total | White | Black |
| <b>POPULATION</b>                | 13256  | 13078 | 178   | 0.0   | 0.0   | 0.0   |
| <b>LIVE BIRTHS</b>               | 186    | 185   | 1     | 14.0  | 14.1  | 5.6   |
| 10-14                            | 0      | 0     | 0     | 0.0   | 0.0   | 0.0   |
| 15-17                            | 14     | 14    | 0     | 38.6  | 39.1  | 0.0   |
| 18-19                            | 18     | 18    | 0     | 64.5  | 66.4  | 0.0   |
| Age of Mother                    |        |       |       |       |       |       |
| 20-24                            | 65     | 64    | 1     | 101.2 | 100.8 | 142.9 |
| 25-29                            | 55     | 55    | 0     | 95.2  | 97.0  | 0.0   |
| 30-34                            | 27     | 27    | 0     | 51.0  | 51.5  | 0.0   |
| 35-39                            | 6      | 6     | 0     | 13.5  | 13.5  | 0.0   |
| 40-44                            | 1      | 1     | 0     | 2.7   | 2.8   | 0.0   |
| >44                              | 0      | 0     | 0     | 0.0   | 0.0   | 0.0   |
| <b>UNWED MOTHER BIRTH RATE</b>   | 23     | 23    | 0     | 7.2   | 7.3   | 0.0   |
| 10-14                            | 0      | 0     | 0     | 0.0   | 0.0   | 0.0   |
| 15-17                            | 5      | 5     | 0     | 13.8  | 14.0  | 0.0   |
| 18-19                            | 6      | 6     | 0     | 21.5  | 22.1  | 0.0   |
| Age of Mother                    |        |       |       |       |       |       |
| 20-24                            | 8      | 8     | 0     | 12.5  | 12.6  | 0.0   |
| 25-29                            | 2      | 2     | 0     | 3.5   | 3.5   | 0.0   |
| 30-34                            | 2      | 2     | 0     | 3.8   | 3.8   | 0.0   |
| 35-39                            | 0      | 0     | 0     | 0.0   | 0.0   | 0.0   |
| 40-44                            | 0      | 0     | 0     | 0.0   | 0.0   | 0.0   |
| >44                              | 0      | 0     | 0     | 0.0   | 0.0   | 0.0   |
| <b>% BIRTH WEIGHT (grams)</b>    |        |       |       |       |       |       |
| <500                             | 1      | 1     | 0     | 0.5   | 0.5   | 0.0   |
| 500-1499                         | 5      | 5     | 0     | 2.7   | 2.7   | 0.0   |
| 1500-2499                        | 8      | 8     | 0     | 4.3   | 4.3   | 0.0   |
| 2500-3999                        | 150    | 149   | 1     | 80.6  | 80.5  | 100.0 |
| ≥4000                            | 22     | 22    | 0     | 11.8  | 11.9  | 0.0   |
| <b>% OUT OF HOSPITAL BIRTHS</b>  | 3      | 3     | 0     | 1.6   | 1.6   | 0.0   |
| <b>SPONTANEOUS ABORTION RATE</b> | 2      | 2     | 0     | 0.6   | 0.6   | 0.0   |
| 10-14                            | 0      | 0     | 0     | 0.0   | 0.0   | 0.0   |
| 15-17                            | 0      | 0     | 0     | 0.0   | 0.0   | 0.0   |
| 18-19                            | 0      | 0     | 0     | 0.0   | 0.0   | 0.0   |
| Age of Mother                    |        |       |       |       |       |       |
| 20-24                            | 1      | 1     | 0     | 1.6   | 1.6   | 0.0   |
| 25-29                            | 1      | 1     | 0     | 1.7   | 1.8   | 0.0   |
| 30-34                            | 0      | 0     | 0     | 0.0   | 0.0   | 0.0   |
| 35-39                            | 0      | 0     | 0     | 0.0   | 0.0   | 0.0   |
| 40-44                            | 0      | 0     | 0     | 0.0   | 0.0   | 0.0   |
| >44                              | 0      | 0     | 0     | 0.0   | 0.0   | 0.0   |
| <b>INDUCED TERMINATION RATE</b>  | 29     | 29    | 0     | 9.1   | 9.2   | 0.0   |
| 10-14                            | 1      | 1     | 0     | 1.8   | 1.9   | 0.0   |
| 15-17                            | 6      | 6     | 0     | 16.5  | 16.8  | 0.0   |
| 18-19                            | 4      | 4     | 0     | 14.3  | 14.8  | 0.0   |
| Age of Recipient                 |        |       |       |       |       |       |
| 20-24                            | 15     | 15    | 0     | 23.4  | 23.6  | 0.0   |
| 25-29                            | 1      | 1     | 0     | 1.7   | 1.8   | 0.0   |
| 30-34                            | 2      | 2     | 0     | 3.8   | 3.8   | 0.0   |
| 35-39                            | 0      | 0     | 0     | 0.0   | 0.0   | 0.0   |
| 40-44                            | 0      | 0     | 0     | 0.0   | 0.0   | 0.0   |
| >44                              | 0      | 0     | 0     | 0.0   | 0.0   | 0.0   |
| <b>MARRIAGES</b>                 | 1363   | 1296  | 62    | 102.8 | 99.1  | 348.3 |
| <b>DIVORCES</b>                  | 78     | 77    | 1     | 5.9   | 5.9   | 5.6   |

## SELECTED VITAL STATISTICS BY RACE, BY COUNTY, 1989

| ITEM                             | DAWSON      |             |           |             |             |             |
|----------------------------------|-------------|-------------|-----------|-------------|-------------|-------------|
|                                  | NUMBER      |             |           | RATE        |             |             |
|                                  | Total       | White       | Black     | Total       | White       | Black       |
| <b>POPULATION</b>                | <b>6132</b> | <b>6084</b> | <b>48</b> | <b>0.0</b>  | <b>0.0</b>  | <b>0.0</b>  |
| <b>LIVE BIRTHS</b>               | <b>161</b>  | <b>160</b>  | <b>0</b>  | <b>26.3</b> | <b>26.3</b> | <b>0.0</b>  |
| 10-14                            | 1           | 1           | 0         | 4.4         | 4.5         | 0.0         |
| 15-17                            | 12          | 12          | 0         | 67.4        | 67.4        | 0.0         |
| 18-19                            | 13          | 13          | 0         | 126.2       | 127.5       | 0.0         |
| Age of Mother                    |             |             |           |             |             |             |
| 20-24                            | 54          | 53          | 0         | 248.8       | 245.4       | 0.0         |
| 25-29                            | 50          | 50          | 0         | 196.1       | 196.9       | 0.0         |
| 30-34                            | 23          | 23          | 0         | 101.8       | 103.6       | 0.0         |
| 35-39                            | 6           | 6           | 0         | 32.8        | 33.0        | 0.0         |
| 40-44                            | 2           | 2           | 0         | 12.1        | 12.2        | 0.0         |
| >44                              | 0           | 0           | 0         | 0.0         | 0.0         | 0.0         |
| <b>UNWED MOTHER BIRTH RATE</b>   | <b>28</b>   | <b>27</b>   | <b>0</b>  | <b>21.1</b> | <b>20.5</b> | <b>0.0</b>  |
| 10-14                            | 1           | 1           | 0         | 4.4         | 4.5         | 0.0         |
| 15-17                            | 7           | 7           | 0         | 39.3        | 39.3        | 0.0         |
| 18-19                            | 5           | 5           | 0         | 48.5        | 49.0        | 0.0         |
| Age of Mother                    |             |             |           |             |             |             |
| 20-24                            | 10          | 9           | 0         | 46.1        | 41.7        | 0.0         |
| 25-29                            | 4           | 4           | 0         | 15.7        | 15.7        | 0.0         |
| 30-34                            | 0           | 0           | 0         | 0.0         | 0.0         | 0.0         |
| 35-39                            | 0           | 0           | 0         | 0.0         | 0.0         | 0.0         |
| 40-44                            | 1           | 1           | 0         | 6.1         | 6.1         | 0.0         |
| >44                              | 0           | 0           | 0         | 0.0         | 0.0         | 0.0         |
| <b>% BIRTH WEIGHT (grams)</b>    |             |             |           |             |             |             |
| <500                             | 0           | 0           | 0         | 0.0         | 0.0         | 0.0         |
| 500-1499                         | 1           | 1           | 0         | 0.6         | 0.6         | 0.0         |
| 1500-2499                        | 11          | 11          | 0         | 6.8         | 6.9         | 0.0         |
| 2500-3999                        | 124         | 123         | 0         | 77.0        | 76.9        | 0.0         |
| ≥4000                            | 25          | 25          | 0         | 15.5        | 15.6        | 0.0         |
| <b>% OUT OF HOSPITAL BIRTHS</b>  | <b>0</b>    | <b>0</b>    | <b>0</b>  | <b>0.0</b>  | <b>0.0</b>  | <b>0.0</b>  |
| <b>SPONTANEOUS ABORTION RATE</b> | <b>15</b>   | <b>15</b>   | <b>0</b>  | <b>11.3</b> | <b>11.4</b> | <b>0.0</b>  |
| 10-14                            | 0           | 0           | 0         | 0.0         | 0.0         | 0.0         |
| 15-17                            | 0           | 0           | 0         | 0.0         | 0.0         | 0.0         |
| 18-19                            | 1           | 1           | 0         | 9.7         | 9.8         | 0.0         |
| Age of Mother                    |             |             |           |             |             |             |
| 20-24                            | 4           | 4           | 0         | 18.4        | 18.5        | 0.0         |
| 25-29                            | 3           | 3           | 0         | 11.8        | 11.8        | 0.0         |
| 30-34                            | 6           | 6           | 0         | 26.5        | 27.0        | 0.0         |
| 35-39                            | 1           | 1           | 0         | 5.5         | 5.5         | 0.0         |
| 40-44                            | 0           | 0           | 0         | 0.0         | 0.0         | 0.0         |
| >44                              | 0           | 0           | 0         | 0.0         | 0.0         | 0.0         |
| <b>INDUCED TERMINATION RATE</b>  | <b>34</b>   | <b>34</b>   | <b>0</b>  | <b>25.6</b> | <b>25.8</b> | <b>0.0</b>  |
| 10-14                            | 0           | 0           | 0         | 0.0         | 0.0         | 0.0         |
| 15-17                            | 4           | 4           | 0         | 22.5        | 22.5        | 0.0         |
| 18-19                            | 2           | 2           | 0         | 19.4        | 19.6        | 0.0         |
| Age of Recipient                 |             |             |           |             |             |             |
| 20-24                            | 11          | 11          | 0         | 50.7        | 50.9        | 0.0         |
| 25-29                            | 8           | 8           | 0         | 31.4        | 31.5        | 0.0         |
| 30-34                            | 6           | 6           | 0         | 26.5        | 27.0        | 0.0         |
| 35-39                            | 3           | 3           | 0         | 16.4        | 16.5        | 0.0         |
| 40-44                            | 0           | 0           | 0         | 0.0         | 0.0         | 0.0         |
| >44                              | 0           | 0           | 0         | 0.0         | 0.0         | 0.0         |
| <b>MARRIAGES</b>                 | <b>80</b>   | <b>80</b>   | <b>0</b>  | <b>13.0</b> | <b>13.1</b> | <b>0.0</b>  |
| <b>DIVORCES</b>                  | <b>63</b>   | <b>54</b>   | <b>1</b>  | <b>10.3</b> | <b>8.9</b>  | <b>20.8</b> |

## SELECTED VITAL STATISTICS BY RACE, BY COUNTY, 1989

| ITEM                             | DECATUR |       |       |       |       |       |
|----------------------------------|---------|-------|-------|-------|-------|-------|
|                                  | NUMBER  |       |       | RATE  |       |       |
|                                  | Total   | White | Black | Total | White | Black |
| <b>POPULATION</b>                | 28326   | 17230 | 11096 | 0.0   | 0.0   | 0.0   |
| <b>LIVE BIRTHS</b>               | 436     | 202   | 234   | 15.4  | 11.7  | 21.1  |
| 10-14                            | 2       | 0     | 2     | 1.5   | 0.0   | 3.1   |
| 15-17                            | 52      | 14    | 38    | 62.0  | 29.5  | 104.1 |
| 18-19                            | 57      | 22    | 35    | 121.0 | 88.0  | 158.4 |
| Age of Mother                    |         |       |       |       |       |       |
| 20-24                            | 140     | 67    | 73    | 109.2 | 89.1  | 137.7 |
| 25-29                            | 99      | 51    | 48    | 89.9  | 77.2  | 109.1 |
| 30-34                            | 63      | 36    | 27    | 71.6  | 62.8  | 87.9  |
| 35-39                            | 17      | 8     | 9     | 23.4  | 16.2  | 38.8  |
| 40-44                            | 6       | 4     | 2     | 9.0   | 8.9   | 9.2   |
| >44                              | 0       | 0     | 0     | 0.0   | 0.0   | 0.0   |
| <b>UNWED MOTHER BIRTH RATE</b>   | 187     | 29    | 158   | 31.4  | 7.9   | 68.3  |
| 10-14                            | 2       | 0     | 2     | 1.5   | 0.0   | 3.1   |
| 15-17                            | 46      | 11    | 35    | 54.8  | 23.2  | 95.9  |
| 18-19                            | 36      | 4     | 32    | 76.4  | 16.0  | 144.8 |
| Age of Mother                    |         |       |       |       |       |       |
| 20-24                            | 53      | 5     | 48    | 41.3  | 6.6   | 90.6  |
| 25-29                            | 29      | 5     | 24    | 26.3  | 7.6   | 54.5  |
| 30-34                            | 15      | 3     | 12    | 17.0  | 5.2   | 39.1  |
| 35-39                            | 4       | 0     | 4     | 5.5   | 0.0   | 17.2  |
| 40-44                            | 2       | 1     | 1     | 3.0   | 2.2   | 4.6   |
| >44                              | 0       | 0     | 0     | 0.0   | 0.0   | 0.0   |
| <b>% BIRTH WEIGHT (grams)</b>    |         |       |       |       |       |       |
| <500                             | 0       | 0     | 0     | 0.0   | 0.0   | 0.0   |
| 500-1499                         | 3       | 0     | 3     | 0.7   | 0.0   | 1.3   |
| 1500-2499                        | 38      | 17    | 21    | 8.7   | 8.4   | 9.0   |
| 2500-3999                        | 362     | 164   | 198   | 83.0  | 81.2  | 84.6  |
| ≥4000                            | 33      | 21    | 12    | 7.6   | 10.4  | 5.1   |
| <b>% OUT OF HOSPITAL BIRTHS</b>  | 0       | 0     | 0     | 0.0   | 0.0   | 0.0   |
| <b>SPONTANEOUS ABORTION RATE</b> | 17      | 9     | 8     | 2.9   | 2.5   | 3.5   |
| 10-14                            | 0       | 0     | 0     | 0.0   | 0.0   | 0.0   |
| 15-17                            | 0       | 0     | 0     | 0.0   | 0.0   | 0.0   |
| 18-19                            | 3       | 0     | 3     | 6.4   | 0.0   | 13.6  |
| Age of Mother                    |         |       |       |       |       |       |
| 20-24                            | 9       | 5     | 4     | 7.0   | 6.6   | 7.5   |
| 25-29                            | 3       | 3     | 0     | 2.7   | 4.5   | 0.0   |
| 30-34                            | 2       | 1     | 1     | 2.3   | 1.7   | 3.3   |
| 35-39                            | 0       | 0     | 0     | 0.0   | 0.0   | 0.0   |
| 40-44                            | 0       | 0     | 0     | 0.0   | 0.0   | 0.0   |
| >44                              | 0       | 0     | 0     | 0.0   | 0.0   | 0.0   |
| <b>INDUCED TERMINATION RATE</b>  | 11      | 4     | 5     | 1.8   | 1.1   | 2.2   |
| 10-14                            | 0       | 0     | 0     | 0.0   | 0.0   | 0.0   |
| 15-17                            | 2       | 0     | 1     | 2.4   | 0.0   | 2.7   |
| 18-19                            | 2       | 1     | 1     | 4.2   | 4.0   | 4.5   |
| Age of Recipient                 |         |       |       |       |       |       |
| 20-24                            | 2       | 2     | 0     | 1.6   | 2.7   | 0.0   |
| 25-29                            | 2       | 1     | 1     | 1.8   | 1.5   | 2.3   |
| 30-34                            | 1       | 0     | 1     | 1.1   | 0.0   | 3.3   |
| 35-39                            | 2       | 0     | 1     | 2.8   | 0.0   | 4.3   |
| 40-44                            | 0       | 0     | 0     | 0.0   | 0.0   | 0.0   |
| >44                              | 0       | 0     | 0     | 0.0   | 0.0   | 0.0   |
| <b>MARRIAGES</b>                 | 248     | 172   | 76    | 8.8   | 10.0  | 6.8   |
| <b>DIVORCES</b>                  | 159     | 115   | 42    | 5.6   | 6.7   | 3.8   |

## SELECTED VITAL STATISTICS BY RACE, BY COUNTY, 1989

| ITEM                             | DEKALB        |               |               |             |             |             |
|----------------------------------|---------------|---------------|---------------|-------------|-------------|-------------|
|                                  | NUMBER        |               |               | RATE        |             |             |
|                                  | Total         | White         | Black         | Total       | White       | Black       |
| <b>POPULATION</b>                | <b>560748</b> | <b>400623</b> | <b>160125</b> | <b>0.0</b>  | <b>0.0</b>  | <b>0.0</b>  |
| <b>LIVE BIRTHS</b>               | <b>9072</b>   | <b>3735</b>   | <b>4997</b>   | <b>16.2</b> | <b>9.3</b>  | <b>31.2</b> |
| 10-14                            | 47            | 4             | 42            | 2.1         | 0.3         | 5.0         |
| 15-17                            | 417           | 67            | 340           | 26.6        | 6.4         | 65.5        |
| 18-19                            | 700           | 161           | 520           | 67.2        | 22.3        | 162.3       |
| Age of Mother                    |               |               |               |             |             |             |
| 20-24                            | 2247          | 659           | 1529          | 77.9        | 32.7        | 175.9       |
| 25-29                            | 2712          | 1206          | 1370          | 93.1        | 63.5        | 135.4       |
| 30-34                            | 1998          | 1090          | 830           | 73.2        | 59.9        | 91.2        |
| 35-39                            | 815           | 470           | 314           | 38.4        | 30.7        | 53.0        |
| 40-44                            | 133           | 76            | 51            | 7.7         | 5.9         | 12.0        |
| >44                              | 3             | 2             | 1             | 0.2         | 0.2         | 0.3         |
| <b>UNWED MOTHER BIRTH RATE</b>   | <b>3216</b>   | <b>461</b>    | <b>2712</b>   | <b>21.5</b> | <b>4.5</b>  | <b>58.4</b> |
| 10-14                            | 44            | 3             | 41            | 1.9         | 0.2         | 4.9         |
| 15-17                            | 380           | 39            | 336           | 24.3        | 3.7         | 64.7        |
| 18-19                            | 563           | 81            | 475           | 54.0        | 11.2        | 148.3       |
| Age of Mother                    |               |               |               |             |             |             |
| 20-24                            | 1165          | 165           | 990           | 40.4        | 8.2         | 113.9       |
| 25-29                            | 652           | 95            | 544           | 22.4        | 5.0         | 53.8        |
| 30-34                            | 281           | 50            | 228           | 10.3        | 2.7         | 25.1        |
| 35-39                            | 112           | 26            | 82            | 5.3         | 1.7         | 13.8        |
| 40-44                            | 18            | 2             | 15            | 1.0         | 0.2         | 3.5         |
| >44                              | 1             | 0             | 1             | 0.1         | 0.0         | 0.3         |
| <b>% BIRTH WEIGHT (grams)</b>    |               |               |               |             |             |             |
| <500                             | 16            | 4             | 12            | 0.2         | 0.1         | 0.2         |
| 500-1499                         | 149           | 30            | 117           | 1.6         | 0.8         | 2.3         |
| 1500-2499                        | 613           | 153           | 447           | 6.8         | 4.1         | 8.9         |
| 2500-3999                        | 7466          | 3054          | 4102          | 82.3        | 81.8        | 82.1        |
| ≥4000                            | 828           | 494           | 319           | 9.1         | 13.2        | 6.4         |
| <b>% OUT OF HOSPITAL BIRTHS</b>  | <b>98</b>     | <b>28</b>     | <b>67</b>     | <b>1.1</b>  | <b>0.7</b>  | <b>1.3</b>  |
| <b>SPONTANEOUS ABORTION RATE</b> | <b>555</b>    | <b>237</b>    | <b>304</b>    | <b>3.7</b>  | <b>2.3</b>  | <b>6.5</b>  |
| 10-14                            | 2             | 0             | 2             | 0.1         | 0.0         | 0.2         |
| 15-17                            | 16            | 2             | 14            | 1.0         | 0.2         | 2.7         |
| 18-19                            | 21            | 3             | 17            | 2.0         | 0.4         | 5.3         |
| Age of Mother                    |               |               |               |             |             |             |
| 20-24                            | 129           | 39            | 90            | 4.5         | 1.9         | 10.4        |
| 25-29                            | 143           | 61            | 78            | 4.9         | 3.2         | 7.7         |
| 30-34                            | 132           | 57            | 70            | 4.8         | 3.1         | 7.7         |
| 35-39                            | 80            | 55            | 22            | 3.8         | 3.6         | 3.7         |
| 40-44                            | 31            | 19            | 11            | 1.8         | 1.5         | 2.6         |
| >44                              | 1             | 1             | 0             | 0.1         | 0.1         | 0.0         |
| <b>INDUCED TERMINATION RATE</b>  | <b>5110</b>   | <b>1759</b>   | <b>3059</b>   | <b>34.1</b> | <b>17.0</b> | <b>65.8</b> |
| 10-14                            | 45            | 6             | 38            | 2.0         | 0.4         | 4.5         |
| 15-17                            | 350           | 121           | 221           | 22.3        | 11.6        | 42.6        |
| 18-19                            | 582           | 227           | 333           | 55.9        | 31.5        | 104.0       |
| Age of Recipient                 |               |               |               |             |             |             |
| 20-24                            | 1664          | 552           | 1044          | 57.7        | 27.4        | 120.1       |
| 25-29                            | 1266          | 404           | 770           | 43.5        | 21.3        | 76.1        |
| 30-34                            | 749           | 261           | 424           | 27.4        | 14.4        | 46.6        |
| 35-39                            | 386           | 156           | 199           | 18.2        | 10.2        | 33.6        |
| 40-44                            | 65            | 31            | 28            | 3.8         | 2.4         | 6.6         |
| >44                              | 3             | 1             | 2             | 0.2         | 0.1         | 0.6         |
| <b>MARRIAGES</b>                 | <b>4807</b>   | <b>2761</b>   | <b>1884</b>   | <b>8.6</b>  | <b>6.9</b>  | <b>11.8</b> |
| <b>DIVORCES</b>                  | <b>2965</b>   | <b>1501</b>   | <b>1241</b>   | <b>5.3</b>  | <b>3.7</b>  | <b>7.8</b>  |



## SELECTED VITAL STATISTICS BY RACE, BY COUNTY, 1989

| ITEM                             | DODGE  |       |       |       |       |       |
|----------------------------------|--------|-------|-------|-------|-------|-------|
|                                  | NUMBER |       |       | RATE  |       |       |
|                                  | Total  | White | Black | Total | White | Black |
| <b>POPULATION</b>                | 18908  | 13855 | 5053  | 0.0   | 0.0   | 0.0   |
| <b>LIVE BIRTHS</b>               | 266    | 181   | 85    | 14.1  | 13.1  | 16.8  |
| 10-14                            | 2      | 1     | 1     | 2.3   | 1.8   | 3.0   |
| 15-17                            | 31     | 17    | 14    | 55.1  | 47.6  | 68.0  |
| 18-19                            | 39     | 26    | 13    | 122.3 | 115.6 | 138.3 |
| Age of Mother                    |        |       |       |       |       |       |
| 20-24                            | 105    | 69    | 36    | 165.4 | 154.7 | 190.5 |
| 25-29                            | 59     | 46    | 13    | 82.3  | 90.6  | 62.2  |
| 30-34                            | 19     | 16    | 3     | 28.2  | 31.2  | 18.6  |
| 35-39                            | 10     | 5     | 5     | 17.1  | 11.2  | 36.0  |
| 40-44                            | 1      | 1     | 0     | 2.1   | 2.7   | 0.0   |
| >44                              | 0      | 0     | 0     | 0.0   | 0.0   | 0.0   |
| <b>UNWED MOTHER BIRTH RATE</b>   | 86     | 28    | 58    | 21.7  | 9.8   | 52.6  |
| 10-14                            | 2      | 1     | 1     | 2.3   | 1.8   | 3.0   |
| 15-17                            | 19     | 6     | 13    | 33.7  | 16.8  | 63.1  |
| 18-19                            | 19     | 11    | 8     | 59.6  | 48.9  | 85.1  |
| Age of Mother                    |        |       |       |       |       |       |
| 20-24                            | 36     | 8     | 28    | 56.7  | 17.9  | 148.1 |
| 25-29                            | 6      | 2     | 4     | 8.4   | 3.9   | 19.1  |
| 30-34                            | 1      | 0     | 1     | 1.5   | 0.0   | 6.2   |
| 35-39                            | 3      | 0     | 3     | 5.1   | 0.0   | 21.6  |
| 40-44                            | 0      | 0     | 0     | 0.0   | 0.0   | 0.0   |
| >44                              | 0      | 0     | 0     | 0.0   | 0.0   | 0.0   |
| <b>% BIRTH WEIGHT (grams)</b>    |        |       |       |       |       |       |
| <500                             | 0      | 0     | 0     | 0.0   | 0.0   | 0.0   |
| 500-1499                         | 6      | 2     | 4     | 2.3   | 1.1   | 4.7   |
| 1500-2499                        | 21     | 8     | 13    | 7.9   | 4.4   | 15.3  |
| 2500-3999                        | 219    | 153   | 66    | 82.3  | 84.5  | 77.6  |
| ≥4000                            | 20     | 18    | 2     | 7.5   | 9.9   | 2.4   |
| <b>% OUT OF HOSPITAL BIRTHS</b>  | 1      | 1     | 0     | 0.4   | 0.6   | 0.0   |
| <b>SPONTANEOUS ABORTION RATE</b> | 21     | 12    | 9     | 5.3   | 4.2   | 8.2   |
| 10-14                            | 1      | 0     | 1     | 1.1   | 0.0   | 3.0   |
| 15-17                            | 2      | 1     | 1     | 3.6   | 2.8   | 4.9   |
| 18-19                            | 6      | 4     | 2     | 18.8  | 17.8  | 21.3  |
| Age of Mother                    |        |       |       |       |       |       |
| 20-24                            | 5      | 2     | 3     | 7.9   | 4.5   | 15.9  |
| 25-29                            | 5      | 4     | 1     | 7.0   | 7.9   | 4.8   |
| 30-34                            | 1      | 1     | 0     | 1.5   | 1.9   | 0.0   |
| 35-39                            | 1      | 0     | 1     | 1.7   | 0.0   | 7.2   |
| 40-44                            | 0      | 0     | 0     | 0.0   | 0.0   | 0.0   |
| >44                              | 0      | 0     | 0     | 0.0   | 0.0   | 0.0   |
| <b>INDUCED TERMINATION RATE</b>  | 27     | 22    | 5     | 6.8   | 7.7   | 4.5   |
| 10-14                            | 0      | 0     | 0     | 0.0   | 0.0   | 0.0   |
| 15-17                            | 5      | 5     | 0     | 8.9   | 14.0  | 0.0   |
| 18-19                            | 7      | 6     | 1     | 21.9  | 26.7  | 10.6  |
| Age of Recipient                 |        |       |       |       |       |       |
| 20-24                            | 10     | 7     | 3     | 15.7  | 15.7  | 15.9  |
| 25-29                            | 4      | 3     | 1     | 5.6   | 5.9   | 4.8   |
| 30-34                            | 1      | 1     | 0     | 1.5   | 1.9   | 0.0   |
| 35-39                            | 0      | 0     | 0     | 0.0   | 0.0   | 0.0   |
| 40-44                            | 0      | 0     | 0     | 0.0   | 0.0   | 0.0   |
| >44                              | 0      | 0     | 0     | 0.0   | 0.0   | 0.0   |
| <b>MARRIAGES</b>                 | 154    | 121   | 33    | 8.1   | 8.7   | 6.5   |
| <b>DIVORCES</b>                  | 36     | 31    | 5     | 1.9   | 2.2   | 1.0   |

## SELECTED VITAL STATISTICS BY RACE, BY COUNTY, 1989

| ITEM                             | DOOLY        |             |             |             |             |             |
|----------------------------------|--------------|-------------|-------------|-------------|-------------|-------------|
|                                  | NUMBER       |             |             | RATE        |             |             |
|                                  | Total        | White       | Black       | Total       | White       | Black       |
| <b>POPULATION</b>                | <b>11677</b> | <b>5941</b> | <b>5736</b> | <b>0.0</b>  | <b>0.0</b>  | <b>0.0</b>  |
| <b>LIVE BIRTHS</b>               | <b>180</b>   | <b>56</b>   | <b>124</b>  | <b>15.4</b> | <b>9.4</b>  | <b>21.6</b> |
| 10-14                            | 2            | 0           | 2           | 3.5         | 0.0         | 5.7         |
| 15-17                            | 16           | 2           | 14          | 45.3        | 14.9        | 63.9        |
| 18-19                            | 19           | 3           | 16          | 82.6        | 30.3        | 122.1       |
| Age of Mother                    |              |             |             |             |             |             |
| 20-24                            | 64           | 23          | 41          | 141.6       | 117.9       | 159.5       |
| 25-29                            | 51           | 19          | 32          | 111.8       | 86.0        | 136.2       |
| 30-34                            | 24           | 9           | 15          | 60.8        | 43.5        | 79.8        |
| 35-39                            | 4            | 0           | 4           | 13.2        | 0.0         | 29.9        |
| 40-44                            | 0            | 0           | 0           | 0.0         | 0.0         | 0.0         |
| >44                              | 0            | 0           | 0           | 0.0         | 0.0         | 0.0         |
| <b>UNWED MOTHER BIRTH RATE</b>   | <b>84</b>    | <b>6</b>    | <b>78</b>   | <b>34.1</b> | <b>5.1</b>  | <b>60.1</b> |
| 10-14                            | 2            | 0           | 2           | 3.5         | 0.0         | 5.7         |
| 15-17                            | 15           | 1           | 14          | 42.5        | 7.5         | 63.9        |
| 18-19                            | 15           | 1           | 14          | 65.2        | 10.1        | 106.9       |
| Age of Mother                    |              |             |             |             |             |             |
| 20-24                            | 32           | 3           | 29          | 70.8        | 15.4        | 112.8       |
| 25-29                            | 14           | 1           | 13          | 30.7        | 4.5         | 55.3        |
| 30-34                            | 4            | 0           | 4           | 10.1        | 0.0         | 21.3        |
| 35-39                            | 2            | 0           | 2           | 6.6         | 0.0         | 14.9        |
| 40-44                            | 0            | 0           | 0           | 0.0         | 0.0         | 0.0         |
| >44                              | 0            | 0           | 0           | 0.0         | 0.0         | 0.0         |
| <b>% BIRTH WEIGHT (grams)</b>    |              |             |             |             |             |             |
| <500                             | 0            | 0           | 0           | 0.0         | 0.0         | 0.0         |
| 500-1499                         | 5            | 0           | 5           | 2.8         | 0.0         | 4.0         |
| 1500-2499                        | 16           | 1           | 15          | 8.9         | 1.8         | 12.1        |
| 2500-3999                        | 147          | 49          | 98          | 81.7        | 87.5        | 79.0        |
| ≥4000                            | 12           | 6           | 6           | 6.7         | 10.7        | 4.8         |
| <b>% OUT OF HOSPITAL BIRTHS</b>  | <b>2</b>     | <b>0</b>    | <b>2</b>    | <b>1.1</b>  | <b>0.0</b>  | <b>1.6</b>  |
| <b>SPONTANEOUS ABORTION RATE</b> | <b>8</b>     | <b>3</b>    | <b>5</b>    | <b>3.2</b>  | <b>2.6</b>  | <b>3.9</b>  |
| 10-14                            | 0            | 0           | 0           | 0.0         | 0.0         | 0.0         |
| 15-17                            | 2            | 0           | 2           | 5.7         | 0.0         | 9.1         |
| 18-19                            | 0            | 0           | 0           | 0.0         | 0.0         | 0.0         |
| Age of Mother                    |              |             |             |             |             |             |
| 20-24                            | 1            | 1           | 0           | 2.2         | 5.1         | 0.0         |
| 25-29                            | 1            | 0           | 1           | 2.2         | 0.0         | 4.3         |
| 30-34                            | 3            | 1           | 2           | 7.6         | 4.8         | 10.6        |
| 35-39                            | 1            | 1           | 0           | 3.3         | 5.9         | 0.0         |
| 40-44                            | 0            | 0           | 0           | 0.0         | 0.0         | 0.0         |
| >44                              | 0            | 0           | 0           | 0.0         | 0.0         | 0.0         |
| <b>INDUCED TERMINATION RATE</b>  | <b>26</b>    | <b>13</b>   | <b>13</b>   | <b>10.5</b> | <b>11.1</b> | <b>10.0</b> |
| 10-14                            | 0            | 0           | 0           | 0.0         | 0.0         | 0.0         |
| 15-17                            | 5            | 1           | 4           | 14.2        | 7.5         | 18.3        |
| 18-19                            | 5            | 2           | 3           | 21.7        | 20.2        | 22.9        |
| Age of Recipient                 |              |             |             |             |             |             |
| 20-24                            | 7            | 4           | 3           | 15.5        | 20.5        | 11.7        |
| 25-29                            | 5            | 2           | 3           | 11.0        | 9.0         | 12.8        |
| 30-34                            | 2            | 2           | 0           | 5.1         | 9.7         | 0.0         |
| 35-39                            | 1            | 1           | 0           | 3.3         | 5.9         | 0.0         |
| 40-44                            | 1            | 1           | 0           | 3.6         | 7.0         | 0.0         |
| >44                              | 0            | 0           | 0           | 0.0         | 0.0         | 0.0         |
| <b>MARRIAGES</b>                 | <b>71</b>    | <b>44</b>   | <b>26</b>   | <b>6.1</b>  | <b>7.4</b>  | <b>4.5</b>  |
| <b>DIVORCES</b>                  | <b>43</b>    | <b>28</b>   | <b>14</b>   | <b>3.7</b>  | <b>4.7</b>  | <b>2.4</b>  |

## SELECTED VITAL STATISTICS BY RACE, BY COUNTY, 1989

| ITEM                             | DOUGHERTY     |              |              |             |             |             |
|----------------------------------|---------------|--------------|--------------|-------------|-------------|-------------|
|                                  | NUMBER        |              |              | RATE        |             |             |
|                                  | Total         | White        | Black        | Total       | White       | Black       |
| <b>POPULATION</b>                | <b>114598</b> | <b>64833</b> | <b>49765</b> | <b>0.0</b>  | <b>0.0</b>  | <b>0.0</b>  |
| <b>LIVE BIRTHS</b>               | <b>1807</b>   | <b>684</b>   | <b>1118</b>  | <b>15.8</b> | <b>10.6</b> | <b>22.5</b> |
| 10-14                            | 17            | 0            | 17           | 3.4         | 0.0         | 6.7         |
| 15-17                            | 158           | 23           | 135          | 46.2        | 13.9        | 76.4        |
| 18-19                            | 240           | 69           | 171          | 95.0        | 58.9        | 126.2       |
| Age of Mother                    |               |              |              |             |             |             |
| 20-24                            | 601           | 214          | 386          | 100.3       | 69.7        | 132.1       |
| 25-29                            | 465           | 217          | 245          | 86.4        | 76.2        | 96.6        |
| 30-34                            | 228           | 118          | 110          | 49.6        | 43.5        | 58.3        |
| 35-39                            | 83            | 36           | 46           | 23.8        | 16.5        | 35.3        |
| 40-44                            | 15            | 7            | 8            | 5.0         | 3.7         | 7.3         |
| >44                              | 0             | 0            | 0            | 0.0         | 0.0         | 0.0         |
| <b>UNWED MOTHER BIRTH RATE</b>   | <b>865</b>    | <b>111</b>   | <b>754</b>   | <b>30.5</b> | <b>7.2</b>  | <b>58.6</b> |
| 10-14                            | 17            | 0            | 17           | 3.4         | 0.0         | 6.7         |
| 15-17                            | 142           | 12           | 130          | 41.5        | 7.3         | 73.6        |
| 18-19                            | 184           | 29           | 155          | 72.8        | 24.7        | 114.4       |
| Age of Mother                    |               |              |              |             |             |             |
| 20-24                            | 325           | 42           | 283          | 54.2        | 13.7        | 96.9        |
| 25-29                            | 127           | 20           | 107          | 23.6        | 7.0         | 42.2        |
| 30-34                            | 52            | 6            | 46           | 11.3        | 2.2         | 24.4        |
| 35-39                            | 16            | 1            | 15           | 4.6         | 0.5         | 11.5        |
| 40-44                            | 2             | 1            | 1            | 0.7         | 0.5         | 0.9         |
| >44                              | 0             | 0            | 0            | 0.0         | 0.0         | 0.0         |
| <b>% BIRTH WEIGHT (grams)</b>    |               |              |              |             |             |             |
| <500                             | 5             | 0            | 5            | 0.3         | 0.0         | 0.4         |
| 500-1499                         | 33            | 10           | 23           | 1.8         | 1.5         | 2.1         |
| 1500-2499                        | 155           | 26           | 128          | 8.6         | 3.8         | 11.4        |
| 2500-3999                        | 1462          | 556          | 902          | 80.9        | 81.3        | 80.7        |
| ≥4000                            | 152           | 92           | 60           | 8.4         | 13.5        | 5.4         |
| <b>% OUT OF HOSPITAL BIRTHS</b>  | <b>9</b>      | <b>1</b>     | <b>8</b>     | <b>0.5</b>  | <b>0.1</b>  | <b>0.7</b>  |
| <b>SPONTANEOUS ABORTION RATE</b> | <b>239</b>    | <b>94</b>    | <b>143</b>   | <b>8.4</b>  | <b>6.1</b>  | <b>11.1</b> |
| 10-14                            | 2             | 0            | 2            | 0.4         | 0.0         | 0.8         |
| 15-17                            | 17            | 3            | 14           | 5.0         | 1.8         | 7.9         |
| 18-19                            | 22            | 7            | 15           | 8.7         | 6.0         | 11.1        |
| Age of Mother                    |               |              |              |             |             |             |
| 20-24                            | 62            | 18           | 44           | 10.3        | 5.9         | 15.1        |
| 25-29                            | 59            | 24           | 33           | 11.0        | 8.4         | 13.0        |
| 30-34                            | 52            | 29           | 23           | 11.3        | 10.7        | 12.2        |
| 35-39                            | 20            | 10           | 10           | 5.7         | 4.6         | 7.7         |
| 40-44                            | 5             | 3            | 2            | 1.7         | 1.6         | 1.8         |
| >44                              | 0             | 0            | 0            | 0.0         | 0.0         | 0.0         |
| <b>INDUCED TERMINATION RATE</b>  | <b>415</b>    | <b>149</b>   | <b>258</b>   | <b>14.6</b> | <b>9.6</b>  | <b>20.0</b> |
| 10-14                            | 12            | 0            | 11           | 2.4         | 0.0         | 4.3         |
| 15-17                            | 38            | 14           | 24           | 11.1        | 8.5         | 13.6        |
| 18-19                            | 57            | 17           | 39           | 22.6        | 14.5        | 28.8        |
| Age of Recipient                 |               |              |              |             |             |             |
| 20-24                            | 128           | 46           | 80           | 21.4        | 15.0        | 27.4        |
| 25-29                            | 100           | 45           | 53           | 18.6        | 15.8        | 20.9        |
| 30-34                            | 48            | 18           | 29           | 10.4        | 6.6         | 15.4        |
| 35-39                            | 26            | 8            | 17           | 7.5         | 3.7         | 13.1        |
| 40-44                            | 6             | 1            | 5            | 2.0         | 0.5         | 4.5         |
| >44                              | 0             | 0            | 0            | 0.0         | 0.0         | 0.0         |
| <b>MARRIAGES</b>                 | <b>1008</b>   | <b>640</b>   | <b>364</b>   | <b>8.8</b>  | <b>9.9</b>  | <b>7.3</b>  |
| <b>DIVORCES</b>                  | <b>705</b>    | <b>487</b>   | <b>211</b>   | <b>6.2</b>  | <b>7.5</b>  | <b>4.2</b>  |

## SELECTED VITAL STATISTICS BY RACE, BY COUNTY, 1989

| ITEM                      |                              | DOUGLAS |       |       |       |       |       |
|---------------------------|------------------------------|---------|-------|-------|-------|-------|-------|
|                           |                              | NUMBER  |       |       | RATE  |       |       |
|                           |                              | Total   | White | Black | Total | White | Black |
| POPULATION                |                              | 67878   | 63984 | 3894  | 0.0   | 0.0   | 0.0   |
| LIVE BIRTHS               |                              | 1179    | 1044  | 129   | 17.4  | 16.3  | 33.1  |
|                           | 10-14                        | 5       | 3     | 2     | 1.5   | 1.0   | 9.3   |
|                           | 15-17                        | 57      | 50    | 7     | 28.9  | 27.5  | 45.8  |
|                           | 18-19                        | 112     | 101   | 11    | 110.3 | 107.9 | 139.2 |
| Age<br>of<br>Mother       | 20-24                        | 372     | 329   | 41    | 144.6 | 137.7 | 224.0 |
|                           | 25-29                        | 355     | 320   | 33    | 111.1 | 105.4 | 206.2 |
|                           | 30-34                        | 203     | 180   | 21    | 58.3  | 54.4  | 120.7 |
|                           | 35-39                        | 66      | 53    | 13    | 25.4  | 21.6  | 87.2  |
|                           | 40-44                        | 8       | 8     | 0     | 4.3   | 4.6   | 0.0   |
|                           | >44                          | 1       | 0     | 1     | 0.6   | 0.0   | 9.4   |
|                           | UNWED MOTHER BIRTH RATE      |         | 218   | 156   | 62    | 13.1  | 9.9   |
|                           | 10-14                        | 5       | 3     | 2     | 1.5   | 1.0   | 9.3   |
|                           | 15-17                        | 36      | 29    | 7     | 18.3  | 16.0  | 45.8  |
|                           | 18-19                        | 41      | 30    | 11    | 40.4  | 32.1  | 139.2 |
| Age<br>of<br>Mother       | 20-24                        | 78      | 51    | 27    | 30.3  | 21.3  | 147.5 |
|                           | 25-29                        | 38      | 27    | 11    | 11.9  | 8.9   | 68.7  |
|                           | 30-34                        | 12      | 9     | 3     | 3.4   | 2.7   | 17.2  |
|                           | 35-39                        | 6       | 6     | 0     | 2.3   | 2.4   | 0.0   |
|                           | 40-44                        | 1       | 1     | 0     | 0.5   | 0.6   | 0.0   |
|                           | >44                          | 1       | 0     | 1     | 0.6   | 0.0   | 9.4   |
|                           | % BIRTH<br>WEIGHT<br>(grams) | <500    | 3     | 1     | 2     | 0.3   | 0.1   |
| 500-1499                  |                              | 7       | 7     | 0     | 0.6   | 0.7   | 0.0   |
| 1500-2499                 |                              | 67      | 52    | 15    | 5.7   | 5.0   | 11.6  |
| 2500-3999                 |                              | 966     | 853   | 108   | 81.9  | 81.7  | 83.7  |
| ≥4000                     |                              | 136     | 131   | 4     | 11.5  | 12.5  | 3.1   |
| % OUT OF HOSPITAL BIRTHS  |                              | 4       | 3     | 0     | 0.3   | 0.3   | 0.0   |
| SPONTANEOUS ABORTION RATE |                              | 86      | 81    | 5     | 5.1   | 5.2   | 4.9   |
|                           | 10-14                        | 0       | 0     | 0     | 0.0   | 0.0   | 0.0   |
|                           | 15-17                        | 5       | 5     | 0     | 2.5   | 2.8   | 0.0   |
|                           | 18-19                        | 11      | 11    | 0     | 10.8  | 11.8  | 0.0   |
| Age<br>of<br>Mother       | 20-24                        | 19      | 17    | 2     | 7.4   | 7.1   | 10.9  |
|                           | 25-29                        | 27      | 26    | 1     | 8.5   | 8.6   | 6.2   |
|                           | 30-34                        | 17      | 16    | 1     | 4.9   | 4.8   | 5.7   |
|                           | 35-39                        | 6       | 5     | 1     | 2.3   | 2.0   | 6.7   |
|                           | 40-44                        | 1       | 1     | 0     | 0.5   | 0.6   | 0.0   |
|                           | >44                          | 0       | 0     | 0     | 0.0   | 0.0   | 0.0   |
|                           | INDUCED TERMINATION RATE     |         | 320   | 270   | 42    | 19.2  | 17.2  |
|                           | 10-14                        | 3       | 3     | 0     | 0.9   | 1.0   | 0.0   |
|                           | 15-17                        | 40      | 34    | 5     | 20.3  | 18.7  | 32.7  |
|                           | 18-19                        | 45      | 41    | 4     | 44.3  | 43.8  | 50.6  |
| Age<br>of<br>Recipient    | 20-24                        | 110     | 89    | 19    | 42.8  | 37.3  | 103.8 |
|                           | 25-29                        | 63      | 54    | 6     | 19.7  | 17.8  | 37.5  |
|                           | 30-34                        | 44      | 35    | 8     | 12.6  | 10.6  | 46.0  |
|                           | 35-39                        | 15      | 14    | 0     | 5.8   | 5.7   | 0.0   |
|                           | 40-44                        | 0       | 0     | 0     | 0.0   | 0.0   | 0.0   |
|                           | >44                          | 0       | 0     | 0     | 0.0   | 0.0   | 0.0   |
|                           | MARRIAGES                    |         | 837   | 788   | 48    | 12.3  | 12.3  |
| DIVORCES                  |                              | 299     | 265   | 10    | 4.4   | 4.1   | 2.6   |

## SELECTED VITAL STATISTICS BY RACE, BY COUNTY, 1989

| ITEM                             | EARLY        |             |             |             |            |             |
|----------------------------------|--------------|-------------|-------------|-------------|------------|-------------|
|                                  | NUMBER       |             |             | RATE        |            |             |
|                                  | Total        | White       | Black       | Total       | White      | Black       |
| <b>POPULATION</b>                | <b>14374</b> | <b>8153</b> | <b>6221</b> | <b>0.0</b>  | <b>0.0</b> | <b>0.0</b>  |
| <b>LIVE BIRTHS</b>               | <b>214</b>   | <b>70</b>   | <b>144</b>  | <b>14.9</b> | <b>8.6</b> | <b>23.1</b> |
| 10-14                            | 1            | 0           | 1           | 1.4         | 0.0        | 2.7         |
| 15-17                            | 20           | 4           | 16          | 42.9        | 17.9       | 66.1        |
| 18-19                            | 26           | 8           | 18          | 120.4       | 85.1       | 147.5       |
| 20-24                            | 87           | 26          | 61          | 149.2       | 94.2       | 198.7       |
| 25-29                            | 45           | 16          | 29          | 87.5        | 57.6       | 122.9       |
| 30-34                            | 24           | 12          | 12          | 54.1        | 44.6       | 68.6        |
| 35-39                            | 9            | 3           | 6           | 21.7        | 11.2       | 41.4        |
| 40-44                            | 2            | 1           | 1           | 5.4         | 4.4        | 6.9         |
| >44                              | 0            | 0           | 0           | 0.0         | 0.0        | 0.0         |
| <b>UNWED MOTHER BIRTH RATE</b>   | <b>124</b>   | <b>12</b>   | <b>112</b>  | <b>41.2</b> | <b>7.3</b> | <b>81.6</b> |
| 10-14                            | 1            | 0           | 1           | 1.4         | 0.0        | 2.7         |
| 15-17                            | 18           | 2           | 16          | 38.6        | 8.9        | 66.1        |
| 18-19                            | 17           | 0           | 17          | 78.7        | 0.0        | 139.3       |
| 20-24                            | 57           | 6           | 51          | 97.8        | 21.7       | 166.1       |
| 25-29                            | 20           | 2           | 18          | 38.9        | 7.2        | 76.3        |
| 30-34                            | 6            | 1           | 5           | 13.5        | 3.7        | 28.6        |
| 35-39                            | 5            | 1           | 4           | 12.1        | 3.7        | 27.6        |
| 40-44                            | 0            | 0           | 0           | 0.0         | 0.0        | 0.0         |
| >44                              | 0            | 0           | 0           | 0.0         | 0.0        | 0.0         |
| <b>% BIRTH WEIGHT (grams)</b>    |              |             |             |             |            |             |
| <500                             | 0            | 0           | 0           | 0.0         | 0.0        | 0.0         |
| 500-1499                         | 5            | 0           | 5           | 2.3         | 0.0        | 3.5         |
| 1500-2499                        | 18           | 4           | 14          | 8.4         | 5.7        | 9.7         |
| 2500-3999                        | 179          | 60          | 119         | 83.6        | 85.7       | 82.6        |
| ≥4000                            | 12           | 6           | 6           | 5.6         | 8.6        | 4.2         |
| <b>% OUT OF HOSPITAL BIRTHS</b>  | <b>0</b>     | <b>0</b>    | <b>0</b>    | <b>0.0</b>  | <b>0.0</b> | <b>0.0</b>  |
| <b>SPONTANEOUS ABORTION RATE</b> | <b>9</b>     | <b>1</b>    | <b>8</b>    | <b>3.0</b>  | <b>0.6</b> | <b>5.8</b>  |
| 10-14                            | 2            | 0           | 2           | 2.8         | 0.0        | 5.3         |
| 15-17                            | 1            | 1           | 0           | 2.1         | 4.5        | 0.0         |
| 18-19                            | 2            | 0           | 2           | 9.3         | 0.0        | 16.4        |
| 20-24                            | 2            | 0           | 2           | 3.4         | 0.0        | 6.5         |
| 25-29                            | 1            | 0           | 1           | 1.9         | 0.0        | 4.2         |
| 30-34                            | 1            | 0           | 1           | 2.3         | 0.0        | 5.7         |
| 35-39                            | 0            | 0           | 0           | 0.0         | 0.0        | 0.0         |
| 40-44                            | 0            | 0           | 0           | 0.0         | 0.0        | 0.0         |
| >44                              | 0            | 0           | 0           | 0.0         | 0.0        | 0.0         |
| <b>INDUCED TERMINATION RATE</b>  | <b>16</b>    | <b>3</b>    | <b>12</b>   | <b>5.3</b>  | <b>1.8</b> | <b>8.7</b>  |
| 10-14                            | 0            | 0           | 0           | 0.0         | 0.0        | 0.0         |
| 15-17                            | 3            | 1           | 2           | 6.4         | 4.5        | 8.3         |
| 18-19                            | 1            | 1           | 0           | 4.6         | 10.6       | 0.0         |
| 20-24                            | 4            | 0           | 4           | 6.9         | 0.0        | 13.0        |
| 25-29                            | 0            | 0           | 0           | 0.0         | 0.0        | 0.0         |
| 30-34                            | 4            | 0           | 3           | 9.0         | 0.0        | 17.1        |
| 35-39                            | 3            | 0           | 3           | 7.2         | 0.0        | 20.7        |
| 40-44                            | 1            | 1           | 0           | 2.7         | 4.4        | 0.0         |
| >44                              | 0            | 0           | 0           | 0.0         | 0.0        | 0.0         |
| <b>MARRIAGES</b>                 | <b>78</b>    | <b>59</b>   | <b>19</b>   | <b>5.4</b>  | <b>7.2</b> | <b>3.1</b>  |
| <b>DIVORCES</b>                  | <b>49</b>    | <b>35</b>   | <b>14</b>   | <b>3.4</b>  | <b>4.3</b> | <b>2.3</b>  |

## SELECTED VITAL STATISTICS BY RACE, BY COUNTY, 1989

| ITEM                             | ECHOLS      |             |            |             |             |             |
|----------------------------------|-------------|-------------|------------|-------------|-------------|-------------|
|                                  | NUMBER      |             |            | RATE        |             |             |
|                                  | Total       | White       | Black      | Total       | White       | Black       |
| <b>POPULATION</b>                | <b>2585</b> | <b>2103</b> | <b>482</b> | <b>0.0</b>  | <b>0.0</b>  | <b>0.0</b>  |
| <b>LIVE BIRTHS</b>               | <b>22</b>   | <b>20</b>   | <b>2</b>   | <b>8.5</b>  | <b>9.5</b>  | <b>4.1</b>  |
| 10-14                            | 0           | 0           | 0          | 0.0         | 0.0         | 0.0         |
| 15-17                            | 2           | 1           | 1          | 23.0        | 16.1        | 40.0        |
| 18-19                            | 3           | 3           | 0          | 58.8        | 66.7        | 0.0         |
| Age of Mother                    |             |             |            |             |             |             |
| 20-24                            | 5           | 5           | 0          | 42.0        | 51.5        | 0.0         |
| 25-29                            | 7           | 7           | 0          | 61.9        | 81.4        | 0.0         |
| 30-34                            | 4           | 3           | 1          | 47.6        | 41.7        | 83.3        |
| 35-39                            | 1           | 1           | 0          | 12.0        | 13.2        | 0.0         |
| 40-44                            | 0           | 0           | 0          | 0.0         | 0.0         | 0.0         |
| >44                              | 0           | 0           | 0          | 0.0         | 0.0         | 0.0         |
| <b>UNWED MOTHER BIRTH RATE</b>   | <b>5</b>    | <b>3</b>    | <b>2</b>   | <b>8.0</b>  | <b>5.9</b>  | <b>17.7</b> |
| 10-14                            | 0           | 0           | 0          | 0.0         | 0.0         | 0.0         |
| 15-17                            | 1           | 0           | 1          | 11.5        | 0.0         | 40.0        |
| 18-19                            | 1           | 1           | 0          | 19.6        | 22.2        | 0.0         |
| Age of Mother                    |             |             |            |             |             |             |
| 20-24                            | 0           | 0           | 0          | 0.0         | 0.0         | 0.0         |
| 25-29                            | 2           | 2           | 0          | 17.7        | 23.3        | 0.0         |
| 30-34                            | 1           | 0           | 1          | 11.9        | 0.0         | 83.3        |
| 35-39                            | 0           | 0           | 0          | 0.0         | 0.0         | 0.0         |
| 40-44                            | 0           | 0           | 0          | 0.0         | 0.0         | 0.0         |
| >44                              | 0           | 0           | 0          | 0.0         | 0.0         | 0.0         |
| <b>% BIRTH WEIGHT (grams)</b>    |             |             |            |             |             |             |
| <500                             | 0           | 0           | 0          | 0.0         | 0.0         | 0.0         |
| 500-1499                         | 0           | 0           | 0          | 0.0         | 0.0         | 0.0         |
| 1500-2499                        | 0           | 0           | 0          | 0.0         | 0.0         | 0.0         |
| 2500-3999                        | 18          | 16          | 2          | 81.8        | 80.0        | 100.0       |
| ≥4000                            | 4           | 4           | 0          | 18.2        | 20.0        | 0.0         |
| <b>% OUT OF HOSPITAL BIRTHS</b>  | <b>0</b>    | <b>0</b>    | <b>0</b>   | <b>0.0</b>  | <b>0.0</b>  | <b>0.0</b>  |
| <b>SPONTANEOUS ABORTION RATE</b> | <b>0</b>    | <b>0</b>    | <b>0</b>   | <b>0.0</b>  | <b>0.0</b>  | <b>0.0</b>  |
| 10-14                            | 0           | 0           | 0          | 0.0         | 0.0         | 0.0         |
| 15-17                            | 0           | 0           | 0          | 0.0         | 0.0         | 0.0         |
| 18-19                            | 0           | 0           | 0          | 0.0         | 0.0         | 0.0         |
| Age of Mother                    |             |             |            |             |             |             |
| 20-24                            | 0           | 0           | 0          | 0.0         | 0.0         | 0.0         |
| 25-29                            | 0           | 0           | 0          | 0.0         | 0.0         | 0.0         |
| 30-34                            | 0           | 0           | 0          | 0.0         | 0.0         | 0.0         |
| 35-39                            | 0           | 0           | 0          | 0.0         | 0.0         | 0.0         |
| 40-44                            | 0           | 0           | 0          | 0.0         | 0.0         | 0.0         |
| >44                              | 0           | 0           | 0          | 0.0         | 0.0         | 0.0         |
| <b>INDUCED TERMINATION RATE</b>  | <b>0</b>    | <b>0</b>    | <b>0</b>   | <b>0.0</b>  | <b>0.0</b>  | <b>0.0</b>  |
| 10-14                            | 0           | 0           | 0          | 0.0         | 0.0         | 0.0         |
| 15-17                            | 0           | 0           | 0          | 0.0         | 0.0         | 0.0         |
| 18-19                            | 0           | 0           | 0          | 0.0         | 0.0         | 0.0         |
| Age of Recipient                 |             |             |            |             |             |             |
| 20-24                            | 0           | 0           | 0          | 0.0         | 0.0         | 0.0         |
| 25-29                            | 0           | 0           | 0          | 0.0         | 0.0         | 0.0         |
| 30-34                            | 0           | 0           | 0          | 0.0         | 0.0         | 0.0         |
| 35-39                            | 0           | 0           | 0          | 0.0         | 0.0         | 0.0         |
| 40-44                            | 0           | 0           | 0          | 0.0         | 0.0         | 0.0         |
| >44                              | 0           | 0           | 0          | 0.0         | 0.0         | 0.0         |
| <b>MARRIAGES</b>                 | <b>30</b>   | <b>28</b>   | <b>2</b>   | <b>11.6</b> | <b>13.3</b> | <b>4.1</b>  |
| <b>DIVORCES</b>                  | <b>10</b>   | <b>6</b>    | <b>0</b>   | <b>3.9</b>  | <b>2.9</b>  | <b>0.0</b>  |

## SELECTED VITAL STATISTICS BY RACE, BY COUNTY, 1989

| ITEM                             | EFFINGHAM |       |       |       |       |       |
|----------------------------------|-----------|-------|-------|-------|-------|-------|
|                                  | NUMBER    |       |       | RATE  |       |       |
|                                  | Total     | White | Black | Total | White | Black |
| <b>POPULATION</b>                | 22125     | 17933 | 4192  | 0.0   | 0.0   | 0.0   |
| <b>LIVE BIRTHS</b>               | 386       | 301   | 85    | 17.4  | 16.8  | 20.3  |
| 10-14                            | 1         | 1     | 0     | 0.9   | 1.2   | 0.0   |
| 15-17                            | 17        | 9     | 8     | 23.9  | 16.3  | 50.6  |
| 18-19                            | 33        | 29    | 4     | 93.5  | 107.8 | 47.6  |
| Age of Mother                    |           |       |       |       |       |       |
| 20-24                            | 132       | 95    | 37    | 149.0 | 135.7 | 198.9 |
| 25-29                            | 122       | 98    | 24    | 135.0 | 136.1 | 130.4 |
| 30-34                            | 63        | 54    | 9     | 70.6  | 72.1  | 62.9  |
| 35-39                            | 15        | 14    | 1     | 19.4  | 20.9  | 9.5   |
| 40-44                            | 3         | 1     | 2     | 4.9   | 1.9   | 25.0  |
| >44                              | 0         | 0     | 0     | 0.0   | 0.0   | 0.0   |
| <b>UNWED MOTHER BIRTH RATE</b>   | 80        | 35    | 45    | 15.6  | 8.4   | 47.9  |
| 10-14                            | 1         | 1     | 0     | 0.9   | 1.2   | 0.0   |
| 15-17                            | 8         | 1     | 7     | 11.3  | 1.8   | 44.3  |
| 18-19                            | 12        | 9     | 3     | 34.0  | 33.5  | 35.7  |
| Age of Mother                    |           |       |       |       |       |       |
| 20-24                            | 35        | 14    | 21    | 39.5  | 20.0  | 112.9 |
| 25-29                            | 17        | 6     | 11    | 18.8  | 8.3   | 59.8  |
| 30-34                            | 5         | 2     | 3     | 5.6   | 2.7   | 21.0  |
| 35-39                            | 1         | 1     | 0     | 1.3   | 1.5   | 0.0   |
| 40-44                            | 1         | 1     | 0     | 1.6   | 1.9   | 0.0   |
| >44                              | 0         | 0     | 0     | 0.0   | 0.0   | 0.0   |
| <b>% BIRTH WEIGHT (grams)</b>    |           |       |       |       |       |       |
| <500                             | 1         | 0     | 1     | 0.3   | 0.0   | 1.2   |
| 500-1499                         | 5         | 3     | 2     | 1.3   | 1.0   | 2.4   |
| 1500-2499                        | 28        | 21    | 7     | 7.3   | 7.0   | 8.2   |
| 2500-3999                        | 303       | 231   | 72    | 78.5  | 76.7  | 84.7  |
| ≥4000                            | 49        | 46    | 3     | 12.7  | 15.3  | 3.5   |
| <b>% OUT OF HOSPITAL BIRTHS</b>  | 26        | 21    | 5     | 6.7   | 7.0   | 5.9   |
| <b>SPONTANEOUS ABORTION RATE</b> | 34        | 28    | 6     | 6.6   | 6.7   | 6.4   |
| 10-14                            | 0         | 0     | 0     | 0.0   | 0.0   | 0.0   |
| 15-17                            | 0         | 0     | 0     | 0.0   | 0.0   | 0.0   |
| 18-19                            | 4         | 3     | 1     | 11.3  | 11.2  | 11.9  |
| Age of Mother                    |           |       |       |       |       |       |
| 20-24                            | 9         | 7     | 2     | 10.2  | 10.0  | 10.8  |
| 25-29                            | 11        | 9     | 2     | 12.2  | 12.5  | 10.9  |
| 30-34                            | 6         | 5     | 1     | 6.7   | 6.7   | 7.0   |
| 35-39                            | 2         | 2     | 0     | 2.6   | 3.0   | 0.0   |
| 40-44                            | 2         | 2     | 0     | 3.3   | 3.8   | 0.0   |
| >44                              | 0         | 0     | 0     | 0.0   | 0.0   | 0.0   |
| <b>INDUCED TERMINATION RATE</b>  | 57        | 47    | 10    | 11.1  | 11.2  | 10.6  |
| 10-14                            | 0         | 0     | 0     | 0.0   | 0.0   | 0.0   |
| 15-17                            | 7         | 7     | 0     | 9.8   | 12.7  | 0.0   |
| 18-19                            | 8         | 8     | 0     | 22.7  | 29.7  | 0.0   |
| Age of Recipient                 |           |       |       |       |       |       |
| 20-24                            | 15        | 9     | 6     | 16.9  | 12.9  | 32.3  |
| 25-29                            | 8         | 8     | 0     | 8.8   | 11.1  | 0.0   |
| 30-34                            | 12        | 8     | 4     | 13.5  | 10.7  | 28.0  |
| 35-39                            | 5         | 5     | 0     | 6.5   | 7.5   | 0.0   |
| 40-44                            | 1         | 1     | 0     | 1.6   | 1.9   | 0.0   |
| >44                              | 1         | 1     | 0     | 1.9   | 2.3   | 0.0   |
| <b>MARRIAGES</b>                 | 173       | 156   | 17    | 7.8   | 8.7   | 4.1   |
| <b>DIVORCES</b>                  | 132       | 105   | 10    | 6.0   | 5.9   | 2.4   |

## SELECTED VITAL STATISTICS BY RACE, BY COUNTY, 1989

| ITEM                             | ELBERT       |              |             |             |             |             |
|----------------------------------|--------------|--------------|-------------|-------------|-------------|-------------|
|                                  | NUMBER       |              |             | RATE        |             |             |
|                                  | Total        | White        | Black       | Total       | White       | Black       |
| <b>POPULATION</b>                | <b>20023</b> | <b>13820</b> | <b>6203</b> | <b>0.0</b>  | <b>0.0</b>  | <b>0.0</b>  |
| <b>LIVE BIRTHS</b>               | <b>307</b>   | <b>179</b>   | <b>128</b>  | <b>15.3</b> | <b>13.0</b> | <b>20.6</b> |
| 10-14                            | 3            | 1            | 2           | 3.5         | 1.9         | 5.8         |
| 15-17                            | 26           | 12           | 14          | 47.0        | 35.6        | 64.8        |
| 18-19                            | 46           | 22           | 24          | 134.9       | 107.8       | 175.2       |
| Age of Mother                    |              |              |             |             |             |             |
| 20-24                            | 103          | 54           | 49          | 125.5       | 109.8       | 148.9       |
| 25-29                            | 80           | 58           | 22          | 108.1       | 129.5       | 75.3        |
| 30-34                            | 39           | 26           | 13          | 55.1        | 53.3        | 59.1        |
| 35-39                            | 9            | 5            | 4           | 15.0        | 11.1        | 27.2        |
| 40-44                            | 0            | 0            | 0           | 0.0         | 0.0         | 0.0         |
| >44                              | 1            | 1            | 0           | 1.9         | 2.5         | 0.0         |
| <b>UNWED MOTHER BIRTH RATE</b>   | <b>118</b>   | <b>29</b>    | <b>89</b>   | <b>27.5</b> | <b>10.4</b> | <b>59.2</b> |
| 10-14                            | 3            | 1            | 2           | 3.5         | 1.9         | 5.8         |
| 15-17                            | 19           | 5            | 14          | 34.4        | 14.8        | 64.8        |
| 18-19                            | 29           | 7            | 22          | 85.0        | 34.3        | 160.6       |
| Age of Mother                    |              |              |             |             |             |             |
| 20-24                            | 46           | 11           | 35          | 56.0        | 22.4        | 106.4       |
| 25-29                            | 11           | 1            | 10          | 14.9        | 2.2         | 34.2        |
| 30-34                            | 9            | 4            | 5           | 12.7        | 8.2         | 22.7        |
| 35-39                            | 1            | 0            | 1           | 1.7         | 0.0         | 6.8         |
| 40-44                            | 0            | 0            | 0           | 0.0         | 0.0         | 0.0         |
| >44                              | 0            | 0            | 0           | 0.0         | 0.0         | 0.0         |
| <b>% BIRTH WEIGHT (grams)</b>    |              |              |             |             |             |             |
| <500                             | 0            | 0            | 0           | 0.0         | 0.0         | 0.0         |
| 500-1499                         | 3            | 1            | 2           | 1.0         | 0.6         | 1.6         |
| 1500-2499                        | 24           | 9            | 15          | 7.8         | 5.0         | 11.7        |
| 2500-3999                        | 242          | 140          | 102         | 78.8        | 78.2        | 79.7        |
| ≥4000                            | 38           | 29           | 9           | 12.4        | 16.2        | 7.0         |
| <b>% OUT OF HOSPITAL BIRTHS</b>  | <b>2</b>     | <b>0</b>     | <b>2</b>    | <b>0.7</b>  | <b>0.0</b>  | <b>1.6</b>  |
| <b>SPONTANEOUS ABORTION RATE</b> | <b>23</b>    | <b>15</b>    | <b>8</b>    | <b>5.4</b>  | <b>5.4</b>  | <b>5.3</b>  |
| 10-14                            | 0            | 0            | 0           | 0.0         | 0.0         | 0.0         |
| 15-17                            | 3            | 3            | 0           | 5.4         | 8.9         | 0.0         |
| 18-19                            | 1            | 1            | 0           | 2.9         | 4.9         | 0.0         |
| Age of Mother                    |              |              |             |             |             |             |
| 20-24                            | 9            | 4            | 5           | 11.0        | 8.1         | 15.2        |
| 25-29                            | 6            | 4            | 2           | 8.1         | 8.9         | 6.8         |
| 30-34                            | 3            | 2            | 1           | 4.2         | 4.1         | 4.5         |
| 35-39                            | 1            | 1            | 0           | 1.7         | 2.2         | 0.0         |
| 40-44                            | 0            | 0            | 0           | 0.0         | 0.0         | 0.0         |
| >44                              | 0            | 0            | 0           | 0.0         | 0.0         | 0.0         |
| <b>INDUCED TERMINATION RATE</b>  | <b>73</b>    | <b>42</b>    | <b>31</b>   | <b>17.0</b> | <b>15.1</b> | <b>20.6</b> |
| 10-14                            | 1            | 1            | 0           | 1.2         | 1.9         | 0.0         |
| 15-17                            | 6            | 4            | 2           | 10.8        | 11.9        | 9.3         |
| 18-19                            | 10           | 6            | 4           | 29.3        | 29.4        | 29.2        |
| Age of Recipient                 |              |              |             |             |             |             |
| 20-24                            | 23           | 10           | 13          | 28.0        | 20.3        | 39.5        |
| 25-29                            | 21           | 14           | 7           | 28.4        | 31.2        | 24.0        |
| 30-34                            | 8            | 3            | 5           | 11.3        | 6.1         | 22.7        |
| 35-39                            | 3            | 3            | 0           | 5.0         | 6.6         | 0.0         |
| 40-44                            | 1            | 1            | 0           | 1.9         | 2.7         | 0.0         |
| >44                              | 0            | 0            | 0           | 0.0         | 0.0         | 0.0         |
| <b>MARRIAGES</b>                 | <b>138</b>   | <b>114</b>   | <b>24</b>   | <b>6.9</b>  | <b>8.2</b>  | <b>3.9</b>  |
| <b>DIVORCES</b>                  | <b>117</b>   | <b>95</b>    | <b>21</b>   | <b>5.8</b>  | <b>6.9</b>  | <b>3.4</b>  |



## SELECTED VITAL STATISTICS BY RACE, BY COUNTY, 1989

| ITEM                             | EMANUEL      |              |             |             |             |             |
|----------------------------------|--------------|--------------|-------------|-------------|-------------|-------------|
|                                  | NUMBER       |              |             | RATE        |             |             |
|                                  | Total        | White        | Black       | Total       | White       | Black       |
| <b>POPULATION</b>                | <b>22958</b> | <b>15656</b> | <b>7302</b> | <b>0.0</b>  | <b>0.0</b>  | <b>0.0</b>  |
| <b>LIVE BIRTHS</b>               | <b>329</b>   | <b>176</b>   | <b>152</b>  | <b>14.3</b> | <b>11.2</b> | <b>20.8</b> |
| 10-14                            | 2            | 0            | 2           | 2.0         | 0.0         | 5.0         |
| 15-17                            | 34           | 15           | 19          | 50.2        | 33.6        | 82.3        |
| 18-19                            | 44           | 20           | 24          | 110.6       | 81.0        | 158.9       |
| Age of Mother                    |              |              |             |             |             |             |
| 20-24                            | 107          | 57           | 50          | 111.7       | 94.4        | 141.2       |
| 25-29                            | 84           | 56           | 27          | 96.9        | 100.0       | 87.9        |
| 30-34                            | 33           | 19           | 14          | 40.4        | 34.7        | 51.9        |
| 35-39                            | 21           | 8            | 13          | 30.9        | 15.5        | 80.2        |
| 40-44                            | 3            | 0            | 3           | 5.2         | 0.0         | 21.6        |
| >44                              | 1            | 1            | 0           | 1.9         | 2.6         | 0.0         |
| <b>UNWED MOTHER BIRTH RATE</b>   | <b>140</b>   | <b>28</b>    | <b>112</b>  | <b>28.1</b> | <b>8.3</b>  | <b>69.4</b> |
| 10-14                            | 2            | 0            | 2           | 2.0         | 0.0         | 5.0         |
| 15-17                            | 23           | 6            | 17          | 34.0        | 13.5        | 73.6        |
| 18-19                            | 28           | 5            | 23          | 70.4        | 20.2        | 152.3       |
| Age of Mother                    |              |              |             |             |             |             |
| 20-24                            | 54           | 13           | 41          | 56.4        | 21.5        | 115.8       |
| 25-29                            | 19           | 2            | 17          | 21.9        | 3.6         | 55.4        |
| 30-34                            | 8            | 1            | 7           | 9.8         | 1.8         | 25.9        |
| 35-39                            | 4            | 1            | 3           | 5.9         | 1.9         | 18.5        |
| 40-44                            | 2            | 0            | 2           | 3.5         | 0.0         | 14.4        |
| >44                              | 0            | 0            | 0           | 0.0         | 0.0         | 0.0         |
| <b>% BIRTH WEIGHT (grams)</b>    |              |              |             |             |             |             |
| <500                             | 0            | 0            | 0           | 0.0         | 0.0         | 0.0         |
| 500-1499                         | 4            | 2            | 2           | 1.2         | 1.1         | 1.3         |
| 1500-2499                        | 24           | 7            | 17          | 7.3         | 4.0         | 11.2        |
| 2500-3999                        | 280          | 151          | 128         | 85.1        | 85.8        | 84.2        |
| ≥4000                            | 21           | 16           | 5           | 6.4         | 9.1         | 3.3         |
| <b>% OUT OF HOSPITAL BIRTHS</b>  | <b>0</b>     | <b>0</b>     | <b>0</b>    | <b>0.0</b>  | <b>0.0</b>  | <b>0.0</b>  |
| <b>SPONTANEOUS ABORTION RATE</b> | <b>19</b>    | <b>12</b>    | <b>7</b>    | <b>3.8</b>  | <b>3.6</b>  | <b>4.3</b>  |
| 10-14                            | 0            | 0            | 0           | 0.0         | 0.0         | 0.0         |
| 15-17                            | 4            | 1            | 3           | 5.9         | 2.2         | 13.0        |
| 18-19                            | 3            | 3            | 0           | 7.5         | 12.1        | 0.0         |
| Age of Mother                    |              |              |             |             |             |             |
| 20-24                            | 4            | 3            | 1           | 4.2         | 5.0         | 2.8         |
| 25-29                            | 4            | 3            | 1           | 4.6         | 5.4         | 3.3         |
| 30-34                            | 2            | 1            | 1           | 2.4         | 1.8         | 3.7         |
| 35-39                            | 2            | 1            | 1           | 2.9         | 1.9         | 6.2         |
| 40-44                            | 0            | 0            | 0           | 0.0         | 0.0         | 0.0         |
| >44                              | 0            | 0            | 0           | 0.0         | 0.0         | 0.0         |
| <b>INDUCED TERMINATION RATE</b>  | <b>63</b>    | <b>37</b>    | <b>26</b>   | <b>12.7</b> | <b>11.0</b> | <b>16.1</b> |
| 10-14                            | 3            | 3            | 0           | 3.0         | 5.0         | 0.0         |
| 15-17                            | 8            | 4            | 4           | 11.8        | 9.0         | 17.3        |
| 18-19                            | 7            | 4            | 3           | 17.6        | 16.2        | 19.9        |
| Age of Recipient                 |              |              |             |             |             |             |
| 20-24                            | 21           | 11           | 10          | 21.9        | 18.2        | 28.2        |
| 25-29                            | 17           | 11           | 6           | 19.6        | 19.6        | 19.5        |
| 30-34                            | 6            | 4            | 2           | 7.3         | 7.3         | 7.4         |
| 35-39                            | 1            | 0            | 1           | 1.5         | 0.0         | 6.2         |
| 40-44                            | 0            | 0            | 0           | 0.0         | 0.0         | 0.0         |
| >44                              | 0            | 0            | 0           | 0.0         | 0.0         | 0.0         |
| <b>MARRIAGES</b>                 | <b>197</b>   | <b>145</b>   | <b>52</b>   | <b>8.6</b>  | <b>9.3</b>  | <b>7.1</b>  |
| <b>DIVORCES</b>                  | <b>13</b>    | <b>8</b>     | <b>2</b>    | <b>0.6</b>  | <b>0.5</b>  | <b>0.3</b>  |

## SELECTED VITAL STATISTICS BY RACE, BY COUNTY, 1989

| ITEM                             | EVANS       |             |             |             |             |             |
|----------------------------------|-------------|-------------|-------------|-------------|-------------|-------------|
|                                  | NUMBER      |             |             | RATE        |             |             |
|                                  | Total       | White       | Black       | Total       | White       | Black       |
| <b>POPULATION</b>                | <b>9283</b> | <b>6030</b> | <b>3253</b> | <b>0.0</b>  | <b>0.0</b>  | <b>0.0</b>  |
| <b>LIVE BIRTHS</b>               | <b>163</b>  | <b>83</b>   | <b>80</b>   | <b>17.6</b> | <b>13.8</b> | <b>24.6</b> |
| 10-14                            | 2           | 0           | 2           | 4.5         | 0.0         | 10.3        |
| 15-17                            | 14          | 5           | 9           | 44.7        | 27.3        | 69.2        |
| 18-19                            | 19          | 10          | 9           | 108.6       | 106.4       | 111.1       |
| Age of Mother                    |             |             |             |             |             |             |
| 20-24                            | 60          | 28          | 32          | 145.3       | 110.7       | 200.0       |
| 25-29                            | 44          | 26          | 18          | 129.0       | 114.0       | 159.3       |
| 30-34                            | 17          | 13          | 4           | 57.8        | 59.9        | 51.9        |
| 35-39                            | 7           | 1           | 6           | 27.1        | 5.5         | 78.9        |
| 40-44                            | 0           | 0           | 0           | 0.0         | 0.0         | 0.0         |
| >44                              | 0           | 0           | 0           | 0.0         | 0.0         | 0.0         |
| <b>UNWED MOTHER BIRTH RATE</b>   | <b>73</b>   | <b>18</b>   | <b>55</b>   | <b>35.8</b> | <b>13.5</b> | <b>77.6</b> |
| 10-14                            | 2           | 0           | 2           | 4.5         | 0.0         | 10.3        |
| 15-17                            | 11          | 2           | 9           | 35.1        | 10.9        | 69.2        |
| 18-19                            | 15          | 7           | 8           | 85.7        | 74.5        | 98.8        |
| Age of Mother                    |             |             |             |             |             |             |
| 20-24                            | 25          | 5           | 20          | 60.5        | 19.8        | 125.0       |
| 25-29                            | 13          | 2           | 11          | 38.1        | 8.8         | 97.3        |
| 30-34                            | 4           | 2           | 2           | 13.6        | 9.2         | 26.0        |
| 35-39                            | 3           | 0           | 3           | 11.6        | 0.0         | 39.5        |
| 40-44                            | 0           | 0           | 0           | 0.0         | 0.0         | 0.0         |
| >44                              | 0           | 0           | 0           | 0.0         | 0.0         | 0.0         |
| <b>% BIRTH WEIGHT (grams)</b>    |             |             |             |             |             |             |
| <500                             | 0           | 0           | 0           | 0.0         | 0.0         | 0.0         |
| 500-1499                         | 4           | 0           | 4           | 2.5         | 0.0         | 5.0         |
| 1500-2499                        | 12          | 3           | 9           | 7.4         | 3.6         | 11.2        |
| 2500-3999                        | 140         | 76          | 64          | 85.9        | 91.6        | 80.0        |
| ≥4000                            | 7           | 4           | 3           | 4.3         | 4.8         | 3.7         |
| <b>% OUT OF HOSPITAL BIRTHS</b>  | <b>1</b>    | <b>0</b>    | <b>1</b>    | <b>0.6</b>  | <b>0.0</b>  | <b>1.2</b>  |
| <b>SPONTANEOUS ABORTION RATE</b> | <b>13</b>   | <b>6</b>    | <b>7</b>    | <b>6.4</b>  | <b>4.5</b>  | <b>9.9</b>  |
| 10-14                            | 0           | 0           | 0           | 0.0         | 0.0         | 0.0         |
| 15-17                            | 1           | 0           | 1           | 3.2         | 0.0         | 7.7         |
| 18-19                            | 2           | 1           | 1           | 11.4        | 10.6        | 12.3        |
| Age of Mother                    |             |             |             |             |             |             |
| 20-24                            | 5           | 3           | 2           | 12.1        | 11.9        | 12.5        |
| 25-29                            | 3           | 0           | 3           | 8.8         | 0.0         | 26.5        |
| 30-34                            | 0           | 0           | 0           | 0.0         | 0.0         | 0.0         |
| 35-39                            | 2           | 2           | 0           | 7.8         | 11.0        | 0.0         |
| 40-44                            | 0           | 0           | 0           | 0.0         | 0.0         | 0.0         |
| >44                              | 0           | 0           | 0           | 0.0         | 0.0         | 0.0         |
| <b>INDUCED TERMINATION RATE</b>  | <b>21</b>   | <b>12</b>   | <b>9</b>    | <b>10.3</b> | <b>9.0</b>  | <b>12.7</b> |
| 10-14                            | 1           | 1           | 0           | 2.2         | 3.9         | 0.0         |
| 15-17                            | 4           | 2           | 2           | 12.8        | 10.3        | 15.4        |
| 18-19                            | 2           | 1           | 1           | 11.4        | 10.6        | 12.3        |
| Age of Recipient                 |             |             |             |             |             |             |
| 20-24                            | 6           | 5           | 1           | 14.5        | 19.8        | 6.2         |
| 25-29                            | 5           | 2           | 3           | 14.7        | 8.8         | 26.5        |
| 30-34                            | 1           | 1           | 0           | 3.4         | 4.6         | 0.0         |
| 35-39                            | 2           | 0           | 2           | 7.8         | 0.0         | 26.3        |
| 40-44                            | 0           | 0           | 0           | 0.0         | 0.0         | 0.0         |
| >44                              | 0           | 0           | 0           | 0.0         | 0.0         | 0.0         |
| <b>MARRIAGES</b>                 | <b>93</b>   | <b>61</b>   | <b>32</b>   | <b>10.0</b> | <b>10.1</b> | <b>9.8</b>  |
| <b>DIVORCES</b>                  | <b>48</b>   | <b>32</b>   | <b>9</b>    | <b>5.2</b>  | <b>5.3</b>  | <b>2.8</b>  |

## SELECTED VITAL STATISTICS BY RACE, BY COUNTY, 1989

| ITEM                             | FANNIN       |              |           |             |             |             |
|----------------------------------|--------------|--------------|-----------|-------------|-------------|-------------|
|                                  | NUMBER       |              |           | RATE        |             |             |
|                                  | Total        | White        | Black     | Total       | White       | Black       |
| <b>POPULATION</b>                | <b>15658</b> | <b>15599</b> | <b>59</b> | <b>0.0</b>  | <b>0.0</b>  | <b>0.0</b>  |
| <b>LIVE BIRTHS</b>               | <b>188</b>   | <b>188</b>   | <b>0</b>  | <b>12.0</b> | <b>12.1</b> | <b>0.0</b>  |
| 10-14                            | 0            | 0            | 0         | 0.0         | 0.0         | 0.0         |
| 15-17                            | 5            | 5            | 0         | 13.0        | 13.1        | 0.0         |
| 18-19                            | 30           | 30           | 0         | 146.3       | 146.3       | 0.0         |
| Age of Mother                    |              |              |           |             |             |             |
| 20-24                            | 62           | 62           | 0         | 121.6       | 122.3       | 0.0         |
| 25-29                            | 50           | 50           | 0         | 90.3        | 90.3        | 0.0         |
| 30-34                            | 31           | 31           | 0         | 55.7        | 56.2        | 0.0         |
| 35-39                            | 9            | 9            | 0         | 20.1        | 20.2        | 0.0         |
| 40-44                            | 1            | 1            | 0         | 2.4         | 2.4         | 0.0         |
| >44                              | 0            | 0            | 0         | 0.0         | 0.0         | 0.0         |
| <b>UNWED MOTHER BIRTH RATE</b>   | <b>31</b>    | <b>31</b>    | <b>0</b>  | <b>10.1</b> | <b>10.1</b> | <b>0.0</b>  |
| 10-14                            | 0            | 0            | 0         | 0.0         | 0.0         | 0.0         |
| 15-17                            | 3            | 3            | 0         | 7.8         | 7.9         | 0.0         |
| 18-19                            | 8            | 8            | 0         | 39.0        | 39.0        | 0.0         |
| Age of Mother                    |              |              |           |             |             |             |
| 20-24                            | 11           | 11           | 0         | 21.6        | 21.7        | 0.0         |
| 25-29                            | 3            | 3            | 0         | 5.4         | 5.4         | 0.0         |
| 30-34                            | 5            | 5            | 0         | 9.0         | 9.1         | 0.0         |
| 35-39                            | 1            | 1            | 0         | 2.2         | 2.2         | 0.0         |
| 40-44                            | 0            | 0            | 0         | 0.0         | 0.0         | 0.0         |
| >44                              | 0            | 0            | 0         | 0.0         | 0.0         | 0.0         |
| <b>% BIRTH WEIGHT (grams)</b>    |              |              |           |             |             |             |
| <500                             | 0            | 0            | 0         | 0.0         | 0.0         | 0.0         |
| 500-1499                         | 2            | 2            | 0         | 1.1         | 1.1         | 0.0         |
| 1500-2499                        | 9            | 9            | 0         | 4.8         | 4.8         | 0.0         |
| 2500-3999                        | 154          | 154          | 0         | 81.9        | 81.9        | 0.0         |
| ≥4000                            | 23           | 23           | 0         | 12.2        | 12.2        | 0.0         |
| <b>% OUT OF HOSPITAL BIRTHS</b>  | <b>1</b>     | <b>1</b>     | <b>0</b>  | <b>0.5</b>  | <b>0.5</b>  | <b>0.0</b>  |
| <b>SPONTANEOUS ABORTION RATE</b> | <b>11</b>    | <b>11</b>    | <b>0</b>  | <b>3.6</b>  | <b>3.6</b>  | <b>0.0</b>  |
| 10-14                            | 0            | 0            | 0         | 0.0         | 0.0         | 0.0         |
| 15-17                            | 1            | 1            | 0         | 2.6         | 2.6         | 0.0         |
| 18-19                            | 2            | 2            | 0         | 9.8         | 9.8         | 0.0         |
| Age of Mother                    |              |              |           |             |             |             |
| 20-24                            | 1            | 1            | 0         | 2.0         | 2.0         | 0.0         |
| 25-29                            | 0            | 0            | 0         | 0.0         | 0.0         | 0.0         |
| 30-34                            | 5            | 5            | 0         | 9.0         | 9.1         | 0.0         |
| 35-39                            | 2            | 2            | 0         | 4.5         | 4.5         | 0.0         |
| 40-44                            | 0            | 0            | 0         | 0.0         | 0.0         | 0.0         |
| >44                              | 0            | 0            | 0         | 0.0         | 0.0         | 0.0         |
| <b>INDUCED TERMINATION RATE</b>  | <b>23</b>    | <b>23</b>    | <b>0</b>  | <b>7.5</b>  | <b>7.5</b>  | <b>0.0</b>  |
| 10-14                            | 0            | 0            | 0         | 0.0         | 0.0         | 0.0         |
| 15-17                            | 5            | 5            | 0         | 13.0        | 13.1        | 0.0         |
| 18-19                            | 2            | 2            | 0         | 9.8         | 9.8         | 0.0         |
| Age of Recipient                 |              |              |           |             |             |             |
| 20-24                            | 7            | 7            | 0         | 13.7        | 13.8        | 0.0         |
| 25-29                            | 4            | 4            | 0         | 7.2         | 7.2         | 0.0         |
| 30-34                            | 2            | 2            | 0         | 3.6         | 3.6         | 0.0         |
| 35-39                            | 3            | 3            | 0         | 6.7         | 6.7         | 0.0         |
| 40-44                            | 0            | 0            | 0         | 0.0         | 0.0         | 0.0         |
| >44                              | 0            | 0            | 0         | 0.0         | 0.0         | 0.0         |
| <b>MARRIAGES</b>                 | <b>123</b>   | <b>121</b>   | <b>2</b>  | <b>7.9</b>  | <b>7.8</b>  | <b>33.9</b> |
| <b>DIVORCES</b>                  | <b>100</b>   | <b>96</b>    | <b>0</b>  | <b>6.4</b>  | <b>6.2</b>  | <b>0.0</b>  |

## SELECTED VITAL STATISTICS BY RACE, BY COUNTY, 1989

| ITEM                             | FAYETTE      |              |             |             |             |             |
|----------------------------------|--------------|--------------|-------------|-------------|-------------|-------------|
|                                  | NUMBER       |              |             | RATE        |             |             |
|                                  | Total        | White        | Black       | Total       | White       | Black       |
| <b>POPULATION</b>                | <b>45047</b> | <b>42768</b> | <b>2279</b> | <b>0.0</b>  | <b>0.0</b>  | <b>0.0</b>  |
| <b>LIVE BIRTHS</b>               | <b>725</b>   | <b>663</b>   | <b>43</b>   | <b>16.1</b> | <b>15.5</b> | <b>18.9</b> |
| 10-14                            | 1            | 1            | 0           | 0.4         | 0.5         | 0.0         |
| 15-17                            | 13           | 12           | 1           | 9.5         | 9.3         | 11.6        |
| 18-19                            | 35           | 29           | 6           | 59.2        | 53.9        | 113.2       |
| 20-24                            | 130          | 126          | 4           | 108.2       | 113.7       | 43.0        |
| 25-29                            | 254          | 239          | 7           | 154.6       | 151.6       | 104.5       |
| 30-34                            | 213          | 190          | 15          | 81.1        | 74.1        | 234.4       |
| 35-39                            | 72           | 61           | 9           | 32.9        | 28.9        | 109.8       |
| 40-44                            | 7            | 5            | 1           | 4.6         | 3.4         | 14.9        |
| >44                              | 0            | 0            | 0           | 0.0         | 0.0         | 0.0         |
| <b>UNWED MOTHER BIRTH RATE</b>   | <b>57</b>    | <b>45</b>    | <b>11</b>   | <b>5.1</b>  | <b>4.2</b>  | <b>21.5</b> |
| 10-14                            | 0            | 0            | 0           | 0.0         | 0.0         | 0.0         |
| 15-17                            | 8            | 7            | 1           | 5.8         | 5.4         | 11.6        |
| 18-19                            | 15           | 9            | 6           | 25.4        | 16.7        | 113.2       |
| 20-24                            | 24           | 21           | 3           | 20.0        | 19.0        | 32.3        |
| 25-29                            | 7            | 6            | 0           | 4.3         | 3.8         | 0.0         |
| 30-34                            | 2            | 1            | 1           | 0.8         | 0.4         | 15.6        |
| 35-39                            | 1            | 1            | 0           | 0.5         | 0.5         | 0.0         |
| 40-44                            | 0            | 0            | 0           | 0.0         | 0.0         | 0.0         |
| >44                              | 0            | 0            | 0           | 0.0         | 0.0         | 0.0         |
| <b>% BIRTH WEIGHT</b>            |              |              |             |             |             |             |
| <500                             | 2            | 2            | 0           | 0.3         | 0.3         | 0.0         |
| 500-1499                         | 5            | 3            | 2           | 0.7         | 0.5         | 4.7         |
| 1500-2499                        | 27           | 26           | 1           | 3.7         | 3.9         | 2.3         |
| 2500-3999                        | 590          | 536          | 37          | 81.4        | 80.8        | 86.0        |
| ≥4000                            | 101          | 96           | 3           | 13.9        | 14.5        | 7.0         |
| <b>% OUT OF HOSPITAL BIRTHS</b>  | <b>8</b>     | <b>7</b>     | <b>1</b>    | <b>1.1</b>  | <b>1.1</b>  | <b>2.3</b>  |
| <b>SPONTANEOUS ABORTION RATE</b> | <b>43</b>    | <b>40</b>    | <b>3</b>    | <b>3.9</b>  | <b>3.8</b>  | <b>5.9</b>  |
| 10-14                            | 1            | 1            | 0           | 0.4         | 0.5         | 0.0         |
| 15-17                            | 0            | 0            | 0           | 0.0         | 0.0         | 0.0         |
| 18-19                            | 2            | 2            | 0           | 3.4         | 3.7         | 0.0         |
| 20-24                            | 7            | 7            | 0           | 5.8         | 6.3         | 0.0         |
| 25-29                            | 16           | 14           | 2           | 9.7         | 8.9         | 29.9        |
| 30-34                            | 12           | 11           | 1           | 4.6         | 4.3         | 15.6        |
| 35-39                            | 4            | 4            | 0           | 1.8         | 1.9         | 0.0         |
| 40-44                            | 1            | 1            | 0           | 0.7         | 0.7         | 0.0         |
| >44                              | 0            | 0            | 0           | 0.0         | 0.0         | 0.0         |
| <b>INDUCED TERMINATION RATE</b>  | <b>224</b>   | <b>202</b>   | <b>17</b>   | <b>20.1</b> | <b>19.0</b> | <b>33.2</b> |
| 10-14                            | 0            | 0            | 0           | 0.0         | 0.0         | 0.0         |
| 15-17                            | 25           | 24           | 1           | 18.2        | 18.6        | 11.6        |
| 18-19                            | 52           | 48           | 4           | 88.0        | 89.2        | 75.5        |
| 20-24                            | 66           | 57           | 7           | 55.0        | 51.4        | 75.3        |
| 25-29                            | 37           | 33           | 3           | 22.5        | 20.9        | 44.8        |
| 30-34                            | 19           | 19           | 0           | 7.2         | 7.4         | 0.0         |
| 35-39                            | 18           | 14           | 2           | 8.2         | 6.6         | 24.4        |
| 40-44                            | 7            | 7            | 0           | 4.6         | 4.8         | 0.0         |
| >44                              | 0            | 0            | 0           | 0.0         | 0.0         | 0.0         |
| <b>MARRIAGES</b>                 | <b>475</b>   | <b>459</b>   | <b>16</b>   | <b>10.5</b> | <b>10.7</b> | <b>7.0</b>  |
| <b>DIVORCES</b>                  | <b>187</b>   | <b>170</b>   | <b>3</b>    | <b>4.2</b>  | <b>4.0</b>  | <b>1.3</b>  |

## SELECTED VITAL STATISTICS BY RACE, BY COUNTY, 1989

| ITEM                             | FLOYD        |              |              |             |             |             |
|----------------------------------|--------------|--------------|--------------|-------------|-------------|-------------|
|                                  | NUMBER       |              |              | RATE        |             |             |
|                                  | Total        | White        | Black        | Total       | White       | Black       |
| <b>POPULATION</b>                | <b>83868</b> | <b>72749</b> | <b>11119</b> | <b>0.0</b>  | <b>0.0</b>  | <b>0.0</b>  |
| <b>LIVE BIRTHS</b>               | <b>1242</b>  | <b>990</b>   | <b>245</b>   | <b>14.8</b> | <b>13.6</b> | <b>22.0</b> |
| 10-14                            | 6            | 1            | 5            | 1.8         | 0.4         | 9.0         |
| 15-17                            | 92           | 57           | 35           | 42.0        | 31.2        | 95.9        |
| 18-19                            | 148          | 108          | 40           | 94.6        | 80.2        | 183.5       |
| Age of Mother                    |              |              |              |             |             |             |
| 20-24                            | 441          | 342          | 97           | 119.0       | 107.5       | 185.1       |
| 25-29                            | 316          | 269          | 45           | 97.8        | 99.7        | 84.6        |
| 30-34                            | 192          | 176          | 14           | 62.1        | 65.6        | 34.1        |
| 35-39                            | 42           | 33           | 8            | 16.2        | 14.3        | 27.2        |
| 40-44                            | 5            | 4            | 1            | 2.2         | 2.0         | 4.0         |
| >44                              | 0            | 0            | 0            | 0.0         | 0.0         | 0.0         |
| <b>UNWED MOTHER BIRTH RATE</b>   | <b>342</b>   | <b>164</b>   | <b>178</b>   | <b>18.3</b> | <b>10.2</b> | <b>68.6</b> |
| 10-14                            | 6            | 1            | 5            | 1.8         | 0.4         | 9.0         |
| 15-17                            | 57           | 24           | 33           | 26.0        | 13.1        | 90.4        |
| 18-19                            | 74           | 39           | 35           | 47.3        | 29.0        | 160.6       |
| Age of Mother                    |              |              |              |             |             |             |
| 20-24                            | 135          | 66           | 69           | 36.4        | 20.7        | 131.7       |
| 25-29                            | 48           | 25           | 23           | 14.9        | 9.3         | 43.2        |
| 30-34                            | 15           | 8            | 7            | 4.8         | 3.0         | 17.1        |
| 35-39                            | 6            | 1            | 5            | 2.3         | 0.4         | 17.0        |
| 40-44                            | 1            | 0            | 1            | 0.4         | 0.0         | 4.0         |
| >44                              | 0            | 0            | 0            | 0.0         | 0.0         | 0.0         |
| <b>% BIRTH WEIGHT (grams)</b>    |              |              |              |             |             |             |
| <500                             | 3            | 0            | 2            | 0.2         | 0.0         | 0.8         |
| 500-1499                         | 14           | 8            | 6            | 1.1         | 0.8         | 2.4         |
| 1500-2499                        | 88           | 61           | 27           | 7.1         | 6.2         | 11.0        |
| 2500-3999                        | 1012         | 800          | 206          | 81.5        | 80.8        | 84.1        |
| ≥4000                            | 125          | 121          | 4            | 10.1        | 12.2        | 1.6         |
| <b>% OUT OF HOSPITAL BIRTHS</b>  | <b>5</b>     | <b>5</b>     | <b>0</b>     | <b>0.4</b>  | <b>0.5</b>  | <b>0.0</b>  |
| <b>SPONTANEOUS ABORTION RATE</b> | <b>78</b>    | <b>62</b>    | <b>16</b>    | <b>4.2</b>  | <b>3.9</b>  | <b>6.2</b>  |
| 10-14                            | 0            | 0            | 0            | 0.0         | 0.0         | 0.0         |
| 15-17                            | 6            | 4            | 2            | 2.7         | 2.2         | 5.5         |
| 18-19                            | 12           | 8            | 4            | 7.7         | 5.9         | 18.3        |
| Age of Mother                    |              |              |              |             |             |             |
| 20-24                            | 25           | 19           | 6            | 6.7         | 6.0         | 11.5        |
| 25-29                            | 21           | 20           | 1            | 6.5         | 7.4         | 1.9         |
| 30-34                            | 10           | 8            | 2            | 3.2         | 3.0         | 4.9         |
| 35-39                            | 3            | 2            | 1            | 1.2         | 0.9         | 3.4         |
| 40-44                            | 1            | 1            | 0            | 0.4         | 0.5         | 0.0         |
| >44                              | 0            | 0            | 0            | 0.0         | 0.0         | 0.0         |
| <b>INDUCED TERMINATION RATE</b>  | <b>325</b>   | <b>247</b>   | <b>63</b>    | <b>17.4</b> | <b>15.4</b> | <b>24.3</b> |
| 10-14                            | 8            | 4            | 4            | 2.4         | 1.4         | 7.2         |
| 15-17                            | 48           | 38           | 8            | 21.9        | 20.8        | 21.9        |
| 18-19                            | 57           | 47           | 7            | 36.4        | 34.9        | 32.1        |
| Age of Recipient                 |              |              |              |             |             |             |
| 20-24                            | 99           | 68           | 26           | 26.7        | 21.4        | 49.6        |
| 25-29                            | 58           | 50           | 6            | 18.0        | 18.5        | 11.3        |
| 30-34                            | 33           | 26           | 5            | 10.7        | 9.7         | 12.2        |
| 35-39                            | 18           | 11           | 6            | 6.9         | 4.8         | 20.4        |
| 40-44                            | 3            | 2            | 1            | 1.3         | 1.0         | 4.0         |
| >44                              | 1            | 1            | 0            | 0.4         | 0.5         | 0.0         |
| <b>MARRIAGES</b>                 | <b>790</b>   | <b>716</b>   | <b>71</b>    | <b>9.4</b>  | <b>9.8</b>  | <b>6.4</b>  |
| <b>DIVORCES</b>                  | <b>570</b>   | <b>512</b>   | <b>57</b>    | <b>6.8</b>  | <b>7.0</b>  | <b>5.1</b>  |

## SELECTED VITAL STATISTICS BY RACE, BY COUNTY, 1989

| ITEM                             | FORSYTH      |              |            |             |             |             |
|----------------------------------|--------------|--------------|------------|-------------|-------------|-------------|
|                                  | NUMBER       |              |            | RATE        |             |             |
|                                  | Total        | White        | Black      | Total       | White       | Black       |
| <b>POPULATION</b>                | <b>35660</b> | <b>35442</b> | <b>218</b> | <b>0.0</b>  | <b>0.0</b>  | <b>0.0</b>  |
| <b>LIVE BIRTHS</b>               | <b>653</b>   | <b>651</b>   | <b>0</b>   | <b>18.3</b> | <b>18.4</b> | <b>0.0</b>  |
| 10-14                            | 2            | 2            | 0          | 1.3         | 1.3         | 0.0         |
| 15-17                            | 22           | 22           | 0          | 22.3        | 22.5        | 0.0         |
| 18-19                            | 57           | 57           | 0          | 99.1        | 99.3        | 0.0         |
| Age of Mother                    |              |              |            |             |             |             |
| 20-24                            | 192          | 190          | 0          | 131.1       | 131.3       | 0.0         |
| 25-29                            | 224          | 224          | 0          | 149.5       | 150.5       | 0.0         |
| 30-34                            | 121          | 121          | 0          | 78.5        | 79.2        | 0.0         |
| 35-39                            | 29           | 29           | 0          | 23.6        | 23.7        | 0.0         |
| 40-44                            | 6            | 6            | 0          | 5.8         | 5.8         | 0.0         |
| >44                              | 0            | 0            | 0          | 0.0         | 0.0         | 0.0         |
| <b>UNWED MOTHER BIRTH RATE</b>   | <b>85</b>    | <b>85</b>    | <b>0</b>   | <b>10.2</b> | <b>10.3</b> | <b>0.0</b>  |
| 10-14                            | 1            | 1            | 0          | 0.6         | 0.6         | 0.0         |
| 15-17                            | 13           | 13           | 0          | 13.2        | 13.3        | 0.0         |
| 18-19                            | 18           | 18           | 0          | 31.3        | 31.4        | 0.0         |
| Age of Mother                    |              |              |            |             |             |             |
| 20-24                            | 27           | 27           | 0          | 18.4        | 18.7        | 0.0         |
| 25-29                            | 18           | 18           | 0          | 12.0        | 12.1        | 0.0         |
| 30-34                            | 6            | 6            | 0          | 3.9         | 3.9         | 0.0         |
| 35-39                            | 2            | 2            | 0          | 1.6         | 1.6         | 0.0         |
| 40-44                            | 0            | 0            | 0          | 0.0         | 0.0         | 0.0         |
| >44                              | 0            | 0            | 0          | 0.0         | 0.0         | 0.0         |
| <b>% BIRTH WEIGHT (grams)</b>    |              |              |            |             |             |             |
| <500                             | 0            | 0            | 0          | 0.0         | 0.0         | 0.0         |
| 500-1499                         | 4            | 4            | 0          | 0.6         | 0.6         | 0.0         |
| 1500-2499                        | 37           | 37           | 0          | 5.7         | 5.7         | 0.0         |
| 2500-3999                        | 542          | 540          | 0          | 83.0        | 82.9        | 0.0         |
| ≥4000                            | 70           | 70           | 0          | 10.7        | 10.8        | 0.0         |
| <b>% OUT OF HOSPITAL BIRTHS</b>  | <b>4</b>     | <b>4</b>     | <b>0</b>   | <b>0.6</b>  | <b>0.6</b>  | <b>0.0</b>  |
| <b>SPONTANEOUS ABORTION RATE</b> | <b>69</b>    | <b>66</b>    | <b>1</b>   | <b>8.3</b>  | <b>8.0</b>  | <b>15.6</b> |
| 10-14                            | 0            | 0            | 0          | 0.0         | 0.0         | 0.0         |
| 15-17                            | 2            | 2            | 0          | 2.0         | 2.0         | 0.0         |
| 18-19                            | 9            | 8            | 1          | 15.7        | 13.9        | 1000.0      |
| Age of Mother                    |              |              |            |             |             |             |
| 20-24                            | 16           | 15           | 0          | 10.9        | 10.4        | 0.0         |
| 25-29                            | 17           | 17           | 0          | 11.3        | 11.4        | 0.0         |
| 30-34                            | 13           | 12           | 0          | 8.4         | 7.9         | 0.0         |
| 35-39                            | 12           | 12           | 0          | 9.8         | 9.8         | 0.0         |
| 40-44                            | 0            | 0            | 0          | 0.0         | 0.0         | 0.0         |
| >44                              | 0            | 0            | 0          | 0.0         | 0.0         | 0.0         |
| <b>INDUCED TERMINATION RATE</b>  | <b>171</b>   | <b>164</b>   | <b>1</b>   | <b>20.5</b> | <b>19.8</b> | <b>15.6</b> |
| 10-14                            | 3            | 3            | 0          | 1.9         | 1.9         | 0.0         |
| 15-17                            | 18           | 18           | 0          | 18.2        | 18.4        | 0.0         |
| 18-19                            | 26           | 24           | 1          | 45.2        | 41.8        | 1000.0      |
| Age of Recipient                 |              |              |            |             |             |             |
| 20-24                            | 52           | 49           | 0          | 35.5        | 33.9        | 0.0         |
| 25-29                            | 36           | 36           | 0          | 24.0        | 24.2        | 0.0         |
| 30-34                            | 22           | 20           | 0          | 14.3        | 13.1        | 0.0         |
| 35-39                            | 12           | 12           | 0          | 9.8         | 9.8         | 0.0         |
| 40-44                            | 2            | 2            | 0          | 1.9         | 1.9         | 0.0         |
| >44                              | 0            | 0            | 0          | 0.0         | 0.0         | 0.0         |
| <b>MARRIAGES</b>                 | <b>382</b>   | <b>373</b>   | <b>5</b>   | <b>10.7</b> | <b>10.5</b> | <b>22.9</b> |
| <b>DIVORCES</b>                  | <b>257</b>   | <b>234</b>   | <b>1</b>   | <b>7.2</b>  | <b>6.6</b>  | <b>4.6</b>  |

## SELECTED VITAL STATISTICS BY RACE, BY COUNTY, 1989

| ITEM                             | FRANKLIN     |              |             |             |             |             |
|----------------------------------|--------------|--------------|-------------|-------------|-------------|-------------|
|                                  | NUMBER       |              |             | RATE        |             |             |
|                                  | Total        | White        | Black       | Total       | White       | Black       |
| <b>POPULATION</b>                | <b>16884</b> | <b>15155</b> | <b>1729</b> | <b>0.0</b>  | <b>0.0</b>  | <b>0.0</b>  |
| <b>LIVE BIRTHS</b>               | <b>241</b>   | <b>200</b>   | <b>41</b>   | <b>14.3</b> | <b>13.2</b> | <b>23.7</b> |
| 10-14                            | 1            | 1            | 0           | 1.5         | 1.7         | 0.0         |
| 15-17                            | 23           | 15           | 8           | 56.9        | 43.6        | 133.3       |
| 18-19                            | 29           | 20           | 9           | 85.0        | 64.9        | 272.7       |
| Age of Mother                    |              |              |             |             |             |             |
| 20-24                            | 85           | 76           | 9           | 136.4       | 139.4       | 115.4       |
| 25-29                            | 58           | 48           | 10          | 99.7        | 95.6        | 125.0       |
| 30-34                            | 33           | 29           | 4           | 55.7        | 55.1        | 60.6        |
| 35-39                            | 9            | 9            | 0           | 17.2        | 18.4        | 0.0         |
| 40-44                            | 3            | 2            | 1           | 6.3         | 4.6         | 21.7        |
| >44                              | 0            | 0            | 0           | 0.0         | 0.0         | 0.0         |
| <b>UNWED MOTHER BIRTH RATE</b>   | <b>64</b>    | <b>34</b>    | <b>30</b>   | <b>18.1</b> | <b>10.8</b> | <b>75.2</b> |
| 10-14                            | 1            | 1            | 0           | 1.5         | 1.7         | 0.0         |
| 15-17                            | 11           | 4            | 7           | 27.2        | 11.6        | 116.7       |
| 18-19                            | 13           | 4            | 9           | 38.1        | 13.0        | 272.7       |
| Age of Mother                    |              |              |             |             |             |             |
| 20-24                            | 22           | 15           | 7           | 35.3        | 27.5        | 89.7        |
| 25-29                            | 12           | 7            | 5           | 20.6        | 13.9        | 62.5        |
| 30-34                            | 5            | 3            | 2           | 8.4         | 5.7         | 30.3        |
| 35-39                            | 0            | 0            | 0           | 0.0         | 0.0         | 0.0         |
| 40-44                            | 0            | 0            | 0           | 0.0         | 0.0         | 0.0         |
| >44                              | 0            | 0            | 0           | 0.0         | 0.0         | 0.0         |
| <b>% BIRTH WEIGHT (grams)</b>    |              |              |             |             |             |             |
| <500                             | 0            | 0            | 0           | 0.0         | 0.0         | 0.0         |
| 500-1499                         | 7            | 5            | 2           | 2.9         | 2.5         | 4.9         |
| 1500-2499                        | 17           | 14           | 3           | 7.1         | 7.0         | 7.3         |
| 2500-3999                        | 188          | 152          | 36          | 78.0        | 76.0        | 87.8        |
| ≥4000                            | 29           | 29           | 0           | 12.0        | 14.5        | 0.0         |
| <b>% OUT OF HOSPITAL BIRTHS</b>  | <b>2</b>     | <b>2</b>     | <b>0</b>    | <b>0.8</b>  | <b>1.0</b>  | <b>0.0</b>  |
| <b>SPONTANEOUS ABORTION RATE</b> | <b>8</b>     | <b>7</b>     | <b>1</b>    | <b>2.3</b>  | <b>2.2</b>  | <b>2.5</b>  |
| 10-14                            | 0            | 0            | 0           | 0.0         | 0.0         | 0.0         |
| 15-17                            | 0            | 0            | 0           | 0.0         | 0.0         | 0.0         |
| 18-19                            | 0            | 0            | 0           | 0.0         | 0.0         | 0.0         |
| Age of Mother                    |              |              |             |             |             |             |
| 20-24                            | 2            | 2            | 0           | 3.2         | 3.7         | 0.0         |
| 25-29                            | 1            | 1            | 0           | 1.7         | 2.0         | 0.0         |
| 30-34                            | 2            | 1            | 1           | 3.4         | 1.9         | 15.2        |
| 35-39                            | 2            | 2            | 0           | 3.8         | 4.1         | 0.0         |
| 40-44                            | 1            | 1            | 0           | 2.1         | 2.3         | 0.0         |
| >44                              | 0            | 0            | 0           | 0.0         | 0.0         | 0.0         |
| <b>INDUCED TERMINATION RATE</b>  | <b>46</b>    | <b>38</b>    | <b>7</b>    | <b>13.0</b> | <b>12.1</b> | <b>17.5</b> |
| 10-14                            | 2            | 2            | 0           | 2.9         | 3.3         | 0.0         |
| 15-17                            | 9            | 7            | 1           | 22.3        | 20.3        | 16.7        |
| 18-19                            | 11           | 9            | 2           | 32.3        | 29.2        | 60.6        |
| Age of Recipient                 |              |              |             |             |             |             |
| 20-24                            | 9            | 8            | 1           | 14.4        | 14.7        | 12.8        |
| 25-29                            | 11           | 8            | 3           | 18.9        | 15.9        | 37.5        |
| 30-34                            | 4            | 4            | 0           | 6.8         | 7.6         | 0.0         |
| 35-39                            | 0            | 0            | 0           | 0.0         | 0.0         | 0.0         |
| 40-44                            | 0            | 0            | 0           | 0.0         | 0.0         | 0.0         |
| >44                              | 0            | 0            | 0           | 0.0         | 0.0         | 0.0         |
| <b>MARRIAGES</b>                 | <b>129</b>   | <b>117</b>   | <b>12</b>   | <b>7.6</b>  | <b>7.7</b>  | <b>6.9</b>  |
| <b>DIVORCES</b>                  | <b>91</b>    | <b>87</b>    | <b>1</b>    | <b>5.4</b>  | <b>5.7</b>  | <b>0.6</b>  |

## SELECTED VITAL STATISTICS BY RACE, BY COUNTY, 1989

| ITEM                             | FULTON        |               |               |             |             |             |
|----------------------------------|---------------|---------------|---------------|-------------|-------------|-------------|
|                                  | NUMBER        |               |               | RATE        |             |             |
|                                  | Total         | White         | Black         | Total       | White       | Black       |
| <b>POPULATION</b>                | <b>673004</b> | <b>318190</b> | <b>354814</b> | <b>0.0</b>  | <b>0.0</b>  | <b>0.0</b>  |
| <b>LIVE BIRTHS</b>               | <b>11909</b>  | <b>4098</b>   | <b>7640</b>   | <b>17.7</b> | <b>12.9</b> | <b>21.5</b> |
| 10-14                            | 97            | 4             | 93            | 3.7         | 0.4         | 5.6         |
| 15-17                            | 840           | 83            | 752           | 48.6        | 12.7        | 70.1        |
| 18-19                            | 1135          | 155           | 972           | 86.7        | 32.9        | 116.0       |
| 20-24                            | 3125          | 658           | 2441          | 86.6        | 45.8        | 112.4       |
| 25-29                            | 3124          | 1223          | 1835          | 87.2        | 83.4        | 86.7        |
| 30-34                            | 2437          | 1318          | 1078          | 77.4        | 91.7        | 63.0        |
| 35-39                            | 1001          | 581           | 400           | 43.5        | 51.3        | 34.2        |
| 40-44                            | 145           | 75            | 65            | 8.0         | 8.6         | 6.9         |
| >44                              | 5             | 1             | 4             | 0.3         | 0.1         | 0.5         |
| <b>UNWED MOTHER BIRTH RATE</b>   | <b>5992</b>   | <b>551</b>    | <b>5412</b>   | <b>34.2</b> | <b>7.4</b>  | <b>54.0</b> |
| 10-14                            | 96            | 4             | 92            | 3.7         | 0.4         | 5.6         |
| 15-17                            | 806           | 58            | 746           | 46.6        | 8.8         | 69.6        |
| 18-19                            | 1015          | 89            | 920           | 77.5        | 18.9        | 109.8       |
| 20-24                            | 2158          | 199           | 1949          | 59.8        | 13.9        | 89.7        |
| 25-29                            | 1161          | 112           | 1045          | 32.4        | 7.6         | 49.4        |
| 30-34                            | 542           | 66            | 473           | 17.2        | 4.6         | 27.7        |
| 35-39                            | 183           | 22            | 158           | 8.0         | 1.9         | 13.5        |
| 40-44                            | 29            | 1             | 27            | 1.6         | 0.1         | 2.8         |
| >44                              | 2             | 0             | 2             | 0.1         | 0.0         | 0.3         |
| <b>% BIRTH WEIGHT (grams)</b>    |               |               |               |             |             |             |
| <500                             | 22            | 1             | 21            | 0.2         | 0.0         | 0.3         |
| 500-1499                         | 263           | 37            | 224           | 2.2         | 0.9         | 2.9         |
| 1500-2499                        | 955           | 167           | 782           | 8.0         | 4.1         | 10.2        |
| 2500-3999                        | 9687          | 3345          | 6184          | 81.3        | 81.6        | 80.9        |
| ≥4000                            | 982           | 548           | 429           | 8.2         | 13.4        | 5.6         |
| <b>% OUT OF HOSPITAL BIRTHS</b>  | <b>189</b>    | <b>28</b>     | <b>157</b>    | <b>1.6</b>  | <b>0.7</b>  | <b>2.1</b>  |
| <b>SPONTANEOUS ABORTION RATE</b> | <b>830</b>    | <b>306</b>    | <b>513</b>    | <b>4.7</b>  | <b>4.1</b>  | <b>5.1</b>  |
| 10-14                            | 13            | 0             | 13            | 0.5         | 0.0         | 0.8         |
| 15-17                            | 47            | 4             | 43            | 2.7         | 0.6         | 4.0         |
| 18-19                            | 58            | 15            | 43            | 4.4         | 3.2         | 5.1         |
| 20-24                            | 189           | 47            | 139           | 5.2         | 3.3         | 6.4         |
| 25-29                            | 230           | 91            | 137           | 6.4         | 6.2         | 6.5         |
| 30-34                            | 176           | 86            | 87            | 5.6         | 6.0         | 5.1         |
| 35-39                            | 86            | 43            | 41            | 3.7         | 3.8         | 3.5         |
| 40-44                            | 31            | 20            | 10            | 1.7         | 2.3         | 1.1         |
| >44                              | 0             | 0             | 0             | 0.0         | 0.0         | 0.0         |
| <b>INDUCED TERMINATION RATE</b>  | <b>7381</b>   | <b>2330</b>   | <b>4804</b>   | <b>42.2</b> | <b>31.2</b> | <b>47.9</b> |
| 10-14                            | 64            | 4             | 60            | 2.5         | 0.4         | 3.6         |
| 15-17                            | 491           | 91            | 393           | 28.4        | 13.9        | 36.7        |
| 18-19                            | 935           | 244           | 676           | 71.4        | 51.7        | 80.7        |
| 20-24                            | 2558          | 787           | 1705          | 70.9        | 54.8        | 78.5        |
| 25-29                            | 1745          | 593           | 1076          | 48.7        | 40.5        | 50.8        |
| 30-34                            | 984           | 363           | 571           | 31.3        | 25.3        | 33.4        |
| 35-39                            | 487           | 186           | 278           | 21.2        | 16.4        | 23.8        |
| 40-44                            | 105           | 56            | 41            | 5.8         | 6.4         | 4.3         |
| >44                              | 12            | 6             | 4             | 0.7         | 0.7         | 0.5         |
| <b>MARRIAGES</b>                 | <b>6898</b>   | <b>3573</b>   | <b>3211</b>   | <b>10.2</b> | <b>11.2</b> | <b>9.0</b>  |
| <b>DIVORCES</b>                  | <b>1189</b>   | <b>539</b>    | <b>585</b>    | <b>1.8</b>  | <b>1.7</b>  | <b>1.6</b>  |



## SELECTED VITAL STATISTICS BY RACE, BY COUNTY, 1989

| ITEM                             | GILMER |       |       |       |       |        |
|----------------------------------|--------|-------|-------|-------|-------|--------|
|                                  | NUMBER |       |       | RATE  |       |        |
|                                  | Total  | White | Black | Total | White | Black  |
| <b>POPULATION</b>                | 12560  | 12516 | 44    | 0.0   | 0.0   | 0.0    |
| <b>LIVE BIRTHS</b>               | 196    | 195   | 0     | 15.6  | 15.6  | 0.0    |
| 10-14                            | 2      | 2     | 0     | 3.8   | 3.8   | 0.0    |
| 15-17                            | 22     | 22    | 0     | 71.4  | 71.4  | 0.0    |
| 18-19                            | 21     | 21    | 0     | 116.0 | 117.3 | 0.0    |
| Age of Mother                    |        |       |       |       |       |        |
| 20-24                            | 65     | 65    | 0     | 141.9 | 141.9 | 0.0    |
| 25-29                            | 43     | 42    | 0     | 99.3  | 97.2  | 0.0    |
| 30-34                            | 30     | 30    | 0     | 67.0  | 67.1  | 0.0    |
| 35-39                            | 11     | 11    | 0     | 27.1  | 27.2  | 0.0    |
| 40-44                            | 2      | 2     | 0     | 5.2   | 5.2   | 0.0    |
| >44                              | 0      | 0     | 0     | 0.0   | 0.0   | 0.0    |
| <b>UNWED MOTHER BIRTH RATE</b>   | 40     | 40    | 0     | 15.3  | 15.3  | 0.0    |
| 10-14                            | 1      | 1     | 0     | 1.9   | 1.9   | 0.0    |
| 15-17                            | 10     | 10    | 0     | 32.5  | 32.5  | 0.0    |
| 18-19                            | 6      | 6     | 0     | 33.1  | 33.5  | 0.0    |
| Age of Mother                    |        |       |       |       |       |        |
| 20-24                            | 13     | 13    | 0     | 28.4  | 28.4  | 0.0    |
| 25-29                            | 6      | 6     | 0     | 13.9  | 13.9  | 0.0    |
| 30-34                            | 4      | 4     | 0     | 8.9   | 8.9   | 0.0    |
| 35-39                            | 0      | 0     | 0     | 0.0   | 0.0   | 0.0    |
| 40-44                            | 0      | 0     | 0     | 0.0   | 0.0   | 0.0    |
| >44                              | 0      | 0     | 0     | 0.0   | 0.0   | 0.0    |
| <b>% BIRTH WEIGHT (grams)</b>    |        |       |       |       |       |        |
| <500                             | 0      | 0     | 0     | 0.0   | 0.0   | 0.0    |
| 500-1499                         | 0      | 0     | 0     | 0.0   | 0.0   | 0.0    |
| 1500-2499                        | 14     | 14    | 0     | 7.1   | 7.2   | 0.0    |
| 2500-3999                        | 166    | 165   | 0     | 84.7  | 84.6  | 0.0    |
| ≥4000                            | 16     | 16    | 0     | 8.2   | 8.2   | 0.0    |
| <b>% OUT OF HOSPITAL BIRTHS</b>  | 8      | 8     | 0     | 4.1   | 4.1   | 0.0    |
| <b>SPONTANEOUS ABORTION RATE</b> | 11     | 10    | 1     | 4.2   | 3.8   | 125.0  |
| 10-14                            | 0      | 0     | 0     | 0.0   | 0.0   | 0.0    |
| 15-17                            | 0      | 0     | 0     | 0.0   | 0.0   | 0.0    |
| 18-19                            | 2      | 2     | 0     | 11.0  | 11.2  | 0.0    |
| Age of Mother                    |        |       |       |       |       |        |
| 20-24                            | 4      | 4     | 0     | 8.7   | 8.7   | 0.0    |
| 25-29                            | 2      | 1     | 1     | 4.6   | 2.3   | 1000.0 |
| 30-34                            | 2      | 2     | 0     | 4.5   | 4.5   | 0.0    |
| 35-39                            | 1      | 1     | 0     | 2.5   | 2.5   | 0.0    |
| 40-44                            | 0      | 0     | 0     | 0.0   | 0.0   | 0.0    |
| >44                              | 0      | 0     | 0     | 0.0   | 0.0   | 0.0    |
| <b>INDUCED TERMINATION RATE</b>  | 11     | 11    | 0     | 4.2   | 4.2   | 0.0    |
| 10-14                            | 0      | 0     | 0     | 0.0   | 0.0   | 0.0    |
| 15-17                            | 3      | 3     | 0     | 9.7   | 9.7   | 0.0    |
| 18-19                            | 3      | 3     | 0     | 16.6  | 16.8  | 0.0    |
| Age of Recipient                 |        |       |       |       |       |        |
| 20-24                            | 0      | 0     | 0     | 0.0   | 0.0   | 0.0    |
| 25-29                            | 3      | 3     | 0     | 6.9   | 6.9   | 0.0    |
| 30-34                            | 1      | 1     | 0     | 2.2   | 2.2   | 0.0    |
| 35-39                            | 1      | 1     | 0     | 2.5   | 2.5   | 0.0    |
| 40-44                            | 0      | 0     | 0     | 0.0   | 0.0   | 0.0    |
| >44                              | 0      | 0     | 0     | 0.0   | 0.0   | 0.0    |
| <b>MARRIAGES</b>                 | 130    | 125   | 5     | 10.4  | 10.0  | 113.6  |
| <b>DIVORCES</b>                  | 106    | 102   | 0     | 8.4   | 8.1   | 0.0    |

## SELECTED VITAL STATISTICS BY RACE, BY COUNTY, 1989

| ITEM                             | GLASCOCK |       |       |       |       |       |
|----------------------------------|----------|-------|-------|-------|-------|-------|
|                                  | NUMBER   |       |       | RATE  |       |       |
|                                  | Total    | White | Black | Total | White | Black |
| <b>POPULATION</b>                | 2418     | 2023  | 395   | 0.0   | 0.0   | 0.0   |
| <b>LIVE BIRTHS</b>               | 25       | 18    | 7     | 10.3  | 8.9   | 17.7  |
| 10-14                            | 0        | 0     | 0     | 0.0   | 0.0   | 0.0   |
| 15-17                            | 3        | 2     | 1     | 52.6  | 48.8  | 62.5  |
| 18-19                            | 2        | 1     | 1     | 50.0  | 30.3  | 142.9 |
| Age of Mother                    |          |       |       |       |       |       |
| 20-24                            | 9        | 7     | 2     | 87.4  | 87.5  | 87.0  |
| 25-29                            | 7        | 5     | 2     | 86.4  | 71.4  | 181.8 |
| 30-34                            | 4        | 3     | 1     | 58.8  | 51.7  | 100.0 |
| 35-39                            | 0        | 0     | 0     | 0.0   | 0.0   | 0.0   |
| 40-44                            | 0        | 0     | 0     | 0.0   | 0.0   | 0.0   |
| >44                              | 0        | 0     | 0     | 0.0   | 0.0   | 0.0   |
| <b>UNWED MOTHER BIRTH RATE</b>   | 7        | 1     | 6     | 14.4  | 2.5   | 64.5  |
| 10-14                            | 0        | 0     | 0     | 0.0   | 0.0   | 0.0   |
| 15-17                            | 2        | 1     | 1     | 35.1  | 24.4  | 62.5  |
| 18-19                            | 1        | 0     | 1     | 25.0  | 0.0   | 142.9 |
| Age of Mother                    |          |       |       |       |       |       |
| 20-24                            | 1        | 0     | 1     | 9.7   | 0.0   | 43.5  |
| 25-29                            | 2        | 0     | 2     | 24.7  | 0.0   | 181.8 |
| 30-34                            | 1        | 0     | 1     | 14.7  | 0.0   | 100.0 |
| 35-39                            | 0        | 0     | 0     | 0.0   | 0.0   | 0.0   |
| 40-44                            | 0        | 0     | 0     | 0.0   | 0.0   | 0.0   |
| >44                              | 0        | 0     | 0     | 0.0   | 0.0   | 0.0   |
| <b>% BIRTH WEIGHT (grams)</b>    |          |       |       |       |       |       |
| <500                             | 0        | 0     | 0     | 0.0   | 0.0   | 0.0   |
| 500-1499                         | 0        | 0     | 0     | 0.0   | 0.0   | 0.0   |
| 1500-2499                        | 0        | 0     | 0     | 0.0   | 0.0   | 0.0   |
| 2500-3999                        | 22       | 15    | 7     | 88.0  | 83.3  | 100.0 |
| ≥4000                            | 3        | 3     | 0     | 12.0  | 16.7  | 0.0   |
| <b>% OUT OF HOSPITAL BIRTHS</b>  | 0        | 0     | 0     | 0.0   | 0.0   | 0.0   |
| <b>SPONTANEOUS ABORTION RATE</b> | 1        | 1     | 0     | 2.1   | 2.5   | 0.0   |
| 10-14                            | 0        | 0     | 0     | 0.0   | 0.0   | 0.0   |
| 15-17                            | 0        | 0     | 0     | 0.0   | 0.0   | 0.0   |
| 18-19                            | 0        | 0     | 0     | 0.0   | 0.0   | 0.0   |
| Age of Mother                    |          |       |       |       |       |       |
| 20-24                            | 0        | 0     | 0     | 0.0   | 0.0   | 0.0   |
| 25-29                            | 1        | 1     | 0     | 12.3  | 14.3  | 0.0   |
| 30-34                            | 0        | 0     | 0     | 0.0   | 0.0   | 0.0   |
| 35-39                            | 0        | 0     | 0     | 0.0   | 0.0   | 0.0   |
| 40-44                            | 0        | 0     | 0     | 0.0   | 0.0   | 0.0   |
| >44                              | 0        | 0     | 0     | 0.0   | 0.0   | 0.0   |
| <b>INDUCED TERMINATION RATE</b>  | 5        | 2     | 3     | 10.3  | 5.1   | 32.3  |
| 10-14                            | 0        | 0     | 0     | 0.0   | 0.0   | 0.0   |
| 15-17                            | 0        | 0     | 0     | 0.0   | 0.0   | 0.0   |
| 18-19                            | 0        | 0     | 0     | 0.0   | 0.0   | 0.0   |
| Age of Recipient                 |          |       |       |       |       |       |
| 20-24                            | 2        | 0     | 2     | 19.4  | 0.0   | 87.0  |
| 25-29                            | 0        | 0     | 0     | 0.0   | 0.0   | 0.0   |
| 30-34                            | 1        | 1     | 0     | 14.7  | 17.2  | 0.0   |
| 35-39                            | 2        | 1     | 1     | 24.1  | 15.4  | 55.6  |
| 40-44                            | 0        | 0     | 0     | 0.0   | 0.0   | 0.0   |
| >44                              | 0        | 0     | 0     | 0.0   | 0.0   | 0.0   |
| <b>MARRIAGES</b>                 | 18       | 15    | 3     | 7.4   | 7.4   | 7.6   |
| <b>DIVORCES</b>                  | 9        | 9     | 0     | 3.7   | 4.4   | 0.0   |

## SELECTED VITAL STATISTICS BY RACE, BY COUNTY, 1989

| ITEM                             | GLYNN        |              |              |             |             |             |
|----------------------------------|--------------|--------------|--------------|-------------|-------------|-------------|
|                                  | NUMBER       |              |              | RATE        |             |             |
|                                  | Total        | White        | Black        | Total       | White       | Black       |
| <b>POPULATION</b>                | <b>62796</b> | <b>45847</b> | <b>16949</b> | <b>0.0</b>  | <b>0.0</b>  | <b>0.0</b>  |
| <b>LIVE BIRTHS</b>               | <b>1036</b>  | <b>670</b>   | <b>356</b>   | <b>16.5</b> | <b>14.6</b> | <b>21.0</b> |
| 10-14                            | 6            | 5            | 1            | 2.3         | 2.9         | 1.2         |
| 15-17                            | 84           | 40           | 44           | 46.5        | 36.7        | 61.3        |
| 18-19                            | 125          | 65           | 60           | 113.0       | 75.8        | 241.0       |
| 20-24                            | 323          | 190          | 131          | 116.6       | 99.3        | 153.0       |
| 25-29                            | 290          | 205          | 79           | 109.1       | 106.6       | 107.5       |
| 30-34                            | 160          | 126          | 33           | 67.3        | 70.3        | 56.4        |
| 35-39                            | 47           | 38           | 8            | 23.8        | 25.2        | 17.1        |
| 40-44                            | 1            | 1            | 0            | 0.6         | 0.7         | 0.0         |
| >44                              | 0            | 0            | 0            | 0.0         | 0.0         | 0.0         |
| <b>UNWED MOTHER BIRTH RATE</b>   | <b>356</b>   | <b>111</b>   | <b>245</b>   | <b>24.6</b> | <b>10.6</b> | <b>61.0</b> |
| 10-14                            | 4            | 3            | 1            | 1.6         | 1.7         | 1.2         |
| 15-17                            | 62           | 19           | 43           | 34.3        | 17.4        | 59.9        |
| 18-19                            | 75           | 21           | 54           | 67.8        | 24.5        | 216.9       |
| 20-24                            | 129          | 40           | 89           | 46.6        | 20.9        | 104.0       |
| 25-29                            | 59           | 18           | 41           | 22.2        | 9.4         | 55.8        |
| 30-34                            | 25           | 10           | 15           | 10.5        | 5.6         | 25.6        |
| 35-39                            | 2            | 0            | 2            | 1.0         | 0.0         | 4.3         |
| 40-44                            | 0            | 0            | 0            | 0.0         | 0.0         | 0.0         |
| >44                              | 0            | 0            | 0            | 0.0         | 0.0         | 0.0         |
| <b>% BIRTH WEIGHT (grams)</b>    |              |              |              |             |             |             |
| <500                             | 2            | 1            | 1            | 0.2         | 0.1         | 0.3         |
| 500-1499                         | 12           | 5            | 7            | 1.2         | 0.7         | 2.0         |
| 1500-2499                        | 74           | 42           | 30           | 7.1         | 6.3         | 8.4         |
| 2500-3999                        | 851          | 536          | 309          | 82.1        | 80.0        | 86.8        |
| ≥4000                            | 97           | 86           | 9            | 9.4         | 12.8        | 2.5         |
| <b>% OUT OF HOSPITAL BIRTHS</b>  | <b>3</b>     | <b>1</b>     | <b>2</b>     | <b>0.3</b>  | <b>0.1</b>  | <b>0.6</b>  |
| <b>SPONTANEOUS ABORTION RATE</b> | <b>36</b>    | <b>19</b>    | <b>17</b>    | <b>2.5</b>  | <b>1.8</b>  | <b>4.2</b>  |
| 10-14                            | 0            | 0            | 0            | 0.0         | 0.0         | 0.0         |
| 15-17                            | 1            | 1            | 0            | 0.6         | 0.9         | 0.0         |
| 18-19                            | 5            | 3            | 2            | 4.5         | 3.5         | 8.0         |
| 20-24                            | 10           | 2            | 8            | 3.6         | 1.0         | 9.3         |
| 25-29                            | 12           | 9            | 3            | 4.5         | 4.7         | 4.1         |
| 30-34                            | 7            | 4            | 3            | 2.9         | 2.2         | 5.1         |
| 35-39                            | 1            | 0            | 1            | 0.5         | 0.0         | 2.1         |
| 40-44                            | 0            | 0            | 0            | 0.0         | 0.0         | 0.0         |
| >44                              | 0            | 0            | 0            | 0.0         | 0.0         | 0.0         |
| <b>INDUCED TERMINATION RATE</b>  | <b>71</b>    | <b>49</b>    | <b>22</b>    | <b>4.9</b>  | <b>4.7</b>  | <b>5.5</b>  |
| 10-14                            | 1            | 1            | 0            | 0.4         | 0.6         | 0.0         |
| 15-17                            | 6            | 3            | 3            | 3.3         | 2.8         | 4.2         |
| 18-19                            | 3            | 2            | 1            | 2.7         | 2.3         | 4.0         |
| 20-24                            | 32           | 21           | 11           | 11.6        | 11.0        | 12.9        |
| 25-29                            | 16           | 12           | 4            | 6.0         | 6.2         | 5.4         |
| 30-34                            | 8            | 6            | 2            | 3.4         | 3.3         | 3.4         |
| 35-39                            | 3            | 2            | 1            | 1.5         | 1.3         | 2.1         |
| 40-44                            | 2            | 2            | 0            | 1.1         | 1.5         | 0.0         |
| >44                              | 0            | 0            | 0            | 0.0         | 0.0         | 0.0         |
| <b>MARRIAGES</b>                 | <b>730</b>   | <b>593</b>   | <b>131</b>   | <b>11.6</b> | <b>12.9</b> | <b>7.7</b>  |
| <b>DIVORCES</b>                  | <b>439</b>   | <b>356</b>   | <b>81</b>    | <b>7.0</b>  | <b>7.8</b>  | <b>4.8</b>  |

## SELECTED VITAL STATISTICS BY RACE, BY COUNTY, 1989

| ITEM                             | GORDON       |              |             |             |             |             |
|----------------------------------|--------------|--------------|-------------|-------------|-------------|-------------|
|                                  | NUMBER       |              |             | RATE        |             |             |
|                                  | Total        | White        | Black       | Total       | White       | Black       |
| <b>POPULATION</b>                | <b>35596</b> | <b>33932</b> | <b>1664</b> | <b>0.0</b>  | <b>0.0</b>  | <b>0.0</b>  |
| <b>LIVE BIRTHS</b>               | <b>590</b>   | <b>549</b>   | <b>40</b>   | <b>16.6</b> | <b>16.2</b> | <b>24.0</b> |
| 10-14                            | 3            | 3            | 0           | 1.9         | 2.0         | 0.0         |
| 15-17                            | 46           | 45           | 1           | 47.1        | 48.7        | 19.2        |
| 18-19                            | 94           | 81           | 13          | 169.4       | 157.0       | 333.3       |
| Age of Mother                    |              |              |             |             |             |             |
| 20-24                            | 218          | 202          | 16          | 154.3       | 152.0       | 190.5       |
| 25-29                            | 145          | 137          | 8           | 102.6       | 102.8       | 100.0       |
| 30-34                            | 65           | 63           | 2           | 47.0        | 47.8        | 30.3        |
| 35-39                            | 15           | 15           | 0           | 12.7        | 13.2        | 0.0         |
| 40-44                            | 4            | 3            | 0           | 3.7         | 2.9         | 0.0         |
| >44                              | 0            | 0            | 0           | 0.0         | 0.0         | 0.0         |
| <b>UNWED MOTHER BIRTH RATE</b>   | <b>118</b>   | <b>90</b>    | <b>28</b>   | <b>14.7</b> | <b>11.9</b> | <b>68.6</b> |
| 10-14                            | 2            | 2            | 0           | 1.2         | 1.3         | 0.0         |
| 15-17                            | 21           | 20           | 1           | 21.5        | 21.6        | 19.2        |
| 18-19                            | 30           | 20           | 10          | 54.1        | 38.8        | 256.4       |
| Age of Mother                    |              |              |             |             |             |             |
| 20-24                            | 42           | 31           | 11          | 29.7        | 23.3        | 131.0       |
| 25-29                            | 15           | 10           | 5           | 10.6        | 7.5         | 62.5        |
| 30-34                            | 7            | 6            | 1           | 5.1         | 4.6         | 15.2        |
| 35-39                            | 1            | 1            | 0           | 0.8         | 0.9         | 0.0         |
| 40-44                            | 0            | 0            | 0           | 0.0         | 0.0         | 0.0         |
| >44                              | 0            | 0            | 0           | 0.0         | 0.0         | 0.0         |
| <b>% BIRTH WEIGHT (grams)</b>    |              |              |             |             |             |             |
| <500                             | 1            | 1            | 0           | 0.2         | 0.2         | 0.0         |
| 500-1499                         | 12           | 11           | 1           | 2.0         | 2.0         | 2.5         |
| 1500-2499                        | 43           | 35           | 8           | 7.3         | 6.4         | 20.0        |
| 2500-3999                        | 479          | 449          | 29          | 81.2        | 81.8        | 72.5        |
| ≥4000                            | 55           | 53           | 2           | 9.3         | 9.7         | 5.0         |
| <b>% OUT OF HOSPITAL BIRTHS</b>  | <b>1</b>     | <b>1</b>     | <b>0</b>    | <b>0.2</b>  | <b>0.2</b>  | <b>0.0</b>  |
| <b>SPONTANEOUS ABORTION RATE</b> | <b>40</b>    | <b>38</b>    | <b>2</b>    | <b>5.0</b>  | <b>5.0</b>  | <b>4.9</b>  |
| 10-14                            | 0            | 0            | 0           | 0.0         | 0.0         | 0.0         |
| 15-17                            | 2            | 1            | 1           | 2.0         | 1.1         | 19.2        |
| 18-19                            | 4            | 4            | 0           | 7.2         | 7.8         | 0.0         |
| Age of Mother                    |              |              |             |             |             |             |
| 20-24                            | 18           | 18           | 0           | 12.7        | 13.5        | 0.0         |
| 25-29                            | 7            | 7            | 0           | 5.0         | 5.3         | 0.0         |
| 30-34                            | 6            | 5            | 1           | 4.3         | 3.8         | 15.2        |
| 35-39                            | 2            | 2            | 0           | 1.7         | 1.8         | 0.0         |
| 40-44                            | 1            | 1            | 0           | 0.9         | 1.0         | 0.0         |
| >44                              | 0            | 0            | 0           | 0.0         | 0.0         | 0.0         |
| <b>INDUCED TERMINATION RATE</b>  | <b>98</b>    | <b>87</b>    | <b>7</b>    | <b>12.2</b> | <b>11.5</b> | <b>17.2</b> |
| 10-14                            | 0            | 0            | 0           | 0.0         | 0.0         | 0.0         |
| 15-17                            | 13           | 13           | 0           | 13.3        | 14.1        | 0.0         |
| 18-19                            | 15           | 14           | 0           | 27.0        | 27.1        | 0.0         |
| Age of Recipient                 |              |              |             |             |             |             |
| 20-24                            | 33           | 28           | 5           | 23.4        | 21.1        | 59.5        |
| 25-29                            | 19           | 18           | 1           | 13.4        | 13.5        | 12.5        |
| 30-34                            | 10           | 8            | 0           | 7.2         | 6.1         | 0.0         |
| 35-39                            | 7            | 5            | 1           | 5.9         | 4.4         | 22.7        |
| 40-44                            | 1            | 1            | 0           | 0.9         | 1.0         | 0.0         |
| >44                              | 0            | 0            | 0           | 0.0         | 0.0         | 0.0         |
| <b>MARRIAGES</b>                 | <b>276</b>   | <b>268</b>   | <b>7</b>    | <b>7.8</b>  | <b>7.9</b>  | <b>4.2</b>  |
| <b>DIVORCES</b>                  | <b>223</b>   | <b>207</b>   | <b>4</b>    | <b>6.3</b>  | <b>6.1</b>  | <b>2.4</b>  |

## SELECTED VITAL STATISTICS BY RACE, BY COUNTY, 1989

| ITEM                             | GRADY        |              |             |             |             |             |
|----------------------------------|--------------|--------------|-------------|-------------|-------------|-------------|
|                                  | NUMBER       |              |             | RATE        |             |             |
|                                  | Total        | White        | Black       | Total       | White       | Black       |
| <b>POPULATION</b>                | <b>21497</b> | <b>14539</b> | <b>6958</b> | <b>0.0</b>  | <b>0.0</b>  | <b>0.0</b>  |
| <b>LIVE BIRTHS</b>               | <b>302</b>   | <b>175</b>   | <b>126</b>  | <b>14.0</b> | <b>12.0</b> | <b>18.1</b> |
| 10-14                            | 3            | 1            | 2           | 3.1         | 1.8         | 5.2         |
| 15-17                            | 22           | 8            | 14          | 33.4        | 20.9        | 50.7        |
| 18-19                            | 46           | 27           | 19          | 125.0       | 123.9       | 126.7       |
| 20-24                            | 91           | 44           | 47          | 106.9       | 82.4        | 148.3       |
| 25-29                            | 96           | 64           | 31          | 132.4       | 132.2       | 128.6       |
| 30-34                            | 33           | 23           | 10          | 42.7        | 41.8        | 45.0        |
| 35-39                            | 10           | 8            | 2           | 15.7        | 17.8        | 10.8        |
| 40-44                            | 1            | 0            | 1           | 1.9         | 0.0         | 7.4         |
| >44                              | 0            | 0            | 0           | 0.0         | 0.0         | 0.0         |
| <b>UNWED MOTHER BIRTH RATE</b>   | <b>112</b>   | <b>27</b>    | <b>85</b>   | <b>24.7</b> | <b>9.0</b>  | <b>55.7</b> |
| 10-14                            | 2            | 0            | 2           | 2.1         | 0.0         | 5.2         |
| 15-17                            | 18           | 6            | 12          | 27.3        | 15.7        | 43.5        |
| 18-19                            | 28           | 10           | 18          | 76.1        | 45.9        | 120.0       |
| 20-24                            | 38           | 10           | 28          | 44.7        | 18.7        | 88.3        |
| 25-29                            | 21           | 1            | 20          | 29.0        | 2.1         | 83.0        |
| 30-34                            | 3            | 0            | 3           | 3.9         | 0.0         | 13.5        |
| 35-39                            | 2            | 0            | 2           | 3.1         | 0.0         | 10.8        |
| 40-44                            | 0            | 0            | 0           | 0.0         | 0.0         | 0.0         |
| >44                              | 0            | 0            | 0           | 0.0         | 0.0         | 0.0         |
| <b>% BIRTH WEIGHT (grams)</b>    |              |              |             |             |             |             |
| <500                             | 1            | 0            | 1           | 0.3         | 0.0         | 0.8         |
| 500-1499                         | 3            | 1            | 2           | 1.0         | 0.6         | 1.6         |
| 1500-2499                        | 22           | 9            | 13          | 7.3         | 5.1         | 10.3        |
| 2500-3999                        | 253          | 150          | 102         | 83.8        | 85.7        | 81.0        |
| ≥4000                            | 23           | 15           | 8           | 7.6         | 8.6         | 6.3         |
| <b>% OUT OF HOSPITAL BIRTHS</b>  | <b>2</b>     | <b>0</b>     | <b>2</b>    | <b>0.7</b>  | <b>0.0</b>  | <b>1.6</b>  |
| <b>SPONTANEOUS ABORTION RATE</b> | <b>4</b>     | <b>2</b>     | <b>2</b>    | <b>0.9</b>  | <b>0.7</b>  | <b>1.3</b>  |
| 10-14                            | 0            | 0            | 0           | 0.0         | 0.0         | 0.0         |
| 15-17                            | 0            | 0            | 0           | 0.0         | 0.0         | 0.0         |
| 18-19                            | 1            | 0            | 1           | 2.7         | 0.0         | 6.7         |
| 20-24                            | 3            | 2            | 1           | 3.5         | 3.7         | 3.2         |
| 25-29                            | 0            | 0            | 0           | 0.0         | 0.0         | 0.0         |
| 30-34                            | 0            | 0            | 0           | 0.0         | 0.0         | 0.0         |
| 35-39                            | 0            | 0            | 0           | 0.0         | 0.0         | 0.0         |
| 40-44                            | 0            | 0            | 0           | 0.0         | 0.0         | 0.0         |
| >44                              | 0            | 0            | 0           | 0.0         | 0.0         | 0.0         |
| <b>INDUCED TERMINATION RATE</b>  | <b>1</b>     | <b>1</b>     | <b>0</b>    | <b>0.2</b>  | <b>0.3</b>  | <b>0.0</b>  |
| 10-14                            | 0            | 0            | 0           | 0.0         | 0.0         | 0.0         |
| 15-17                            | 0            | 0            | 0           | 0.0         | 0.0         | 0.0         |
| 18-19                            | 1            | 1            | 0           | 2.7         | 4.6         | 0.0         |
| 20-24                            | 0            | 0            | 0           | 0.0         | 0.0         | 0.0         |
| 25-29                            | 0            | 0            | 0           | 0.0         | 0.0         | 0.0         |
| 30-34                            | 0            | 0            | 0           | 0.0         | 0.0         | 0.0         |
| 35-39                            | 0            | 0            | 0           | 0.0         | 0.0         | 0.0         |
| 40-44                            | 0            | 0            | 0           | 0.0         | 0.0         | 0.0         |
| >44                              | 0            | 0            | 0           | 0.0         | 0.0         | 0.0         |
| <b>MARRIAGES</b>                 | <b>176</b>   | <b>117</b>   | <b>59</b>   | <b>8.2</b>  | <b>8.0</b>  | <b>8.5</b>  |
| <b>DIVORCES</b>                  | <b>127</b>   | <b>95</b>    | <b>25</b>   | <b>5.9</b>  | <b>6.5</b>  | <b>3.6</b>  |

## SELECTED VITAL STATISTICS BY RACE, BY COUNTY, 1989

| ITEM                             | GREENE       |             |             |             |             |             |
|----------------------------------|--------------|-------------|-------------|-------------|-------------|-------------|
|                                  | NUMBER       |             |             | RATE        |             |             |
|                                  | Total        | White       | Black       | Total       | White       | Black       |
| <b>POPULATION</b>                | <b>12943</b> | <b>6070</b> | <b>6873</b> | <b>0.0</b>  | <b>0.0</b>  | <b>0.0</b>  |
| <b>LIVE BIRTHS</b>               | <b>196</b>   | <b>89</b>   | <b>106</b>  | <b>15.1</b> | <b>14.7</b> | <b>15.4</b> |
| 10-14                            | 0            | 0           | 0           | 0.0         | 0.0         | 0.0         |
| 15-17                            | 9            | 3           | 6           | 23.7        | 24.0        | 23.6        |
| 18-19                            | 22           | 8           | 14          | 102.8       | 102.6       | 102.9       |
| Age of Mother                    |              |             |             |             |             |             |
| 20-24                            | 60           | 25          | 34          | 111.7       | 120.2       | 103.3       |
| 25-29                            | 68           | 36          | 32          | 130.8       | 169.8       | 103.9       |
| 30-34                            | 29           | 14          | 15          | 73.4        | 70.0        | 76.9        |
| 35-39                            | 6            | 2           | 4           | 16.3        | 11.6        | 20.4        |
| 40-44                            | 2            | 1           | 1           | 6.7         | 7.4         | 6.1         |
| >44                              | 0            | 0           | 0           | 0.0         | 0.0         | 0.0         |
| <b>UNWED MOTHER BIRTH RATE</b>   | <b>81</b>    | <b>15</b>   | <b>66</b>   | <b>29.9</b> | <b>13.3</b> | <b>41.7</b> |
| 10-14                            | 0            | 0           | 0           | 0.0         | 0.0         | 0.0         |
| 15-17                            | 8            | 2           | 6           | 21.1        | 16.0        | 23.6        |
| 18-19                            | 15           | 3           | 12          | 70.1        | 38.5        | 88.2        |
| Age of Mother                    |              |             |             |             |             |             |
| 20-24                            | 28           | 5           | 23          | 52.1        | 24.0        | 69.9        |
| 25-29                            | 22           | 2           | 20          | 42.3        | 9.4         | 64.9        |
| 30-34                            | 6            | 2           | 4           | 15.2        | 10.0        | 20.5        |
| 35-39                            | 1            | 0           | 1           | 2.7         | 0.0         | 5.1         |
| 40-44                            | 1            | 1           | 0           | 3.3         | 7.4         | 0.0         |
| >44                              | 0            | 0           | 0           | 0.0         | 0.0         | 0.0         |
| <b>% BIRTH WEIGHT (grams)</b>    |              |             |             |             |             |             |
| <500                             | 3            | 2           | 1           | 1.5         | 2.2         | 0.9         |
| 500-1499                         | 2            | 0           | 2           | 1.0         | 0.0         | 1.9         |
| 1500-2499                        | 17           | 6           | 11          | 8.7         | 6.7         | 10.4        |
| 2500-3999                        | 154          | 71          | 82          | 78.6        | 79.8        | 77.4        |
| ≥4000                            | 20           | 10          | 10          | 10.2        | 11.2        | 9.4         |
| <b>% OUT OF HOSPITAL BIRTHS</b>  | <b>1</b>     | <b>0</b>    | <b>1</b>    | <b>0.5</b>  | <b>0.0</b>  | <b>0.9</b>  |
| <b>SPONTANEOUS ABORTION RATE</b> | <b>9</b>     | <b>3</b>    | <b>6</b>    | <b>3.3</b>  | <b>2.7</b>  | <b>3.8</b>  |
| 10-14                            | 0            | 0           | 0           | 0.0         | 0.0         | 0.0         |
| 15-17                            | 0            | 0           | 0           | 0.0         | 0.0         | 0.0         |
| 18-19                            | 0            | 0           | 0           | 0.0         | 0.0         | 0.0         |
| Age of Mother                    |              |             |             |             |             |             |
| 20-24                            | 4            | 1           | 3           | 7.4         | 4.8         | 9.1         |
| 25-29                            | 3            | 1           | 2           | 5.8         | 4.7         | 6.5         |
| 30-34                            | 2            | 1           | 1           | 5.1         | 5.0         | 5.1         |
| 35-39                            | 0            | 0           | 0           | 0.0         | 0.0         | 0.0         |
| 40-44                            | 0            | 0           | 0           | 0.0         | 0.0         | 0.0         |
| >44                              | 0            | 0           | 0           | 0.0         | 0.0         | 0.0         |
| <b>INDUCED TERMINATION RATE</b>  | <b>34</b>    | <b>17</b>   | <b>17</b>   | <b>12.5</b> | <b>15.0</b> | <b>10.8</b> |
| 10-14                            | 1            | 0           | 1           | 1.7         | 0.0         | 2.5         |
| 15-17                            | 7            | 4           | 3           | 18.5        | 32.0        | 11.8        |
| 18-19                            | 4            | 2           | 2           | 18.7        | 25.6        | 14.7        |
| Age of Recipient                 |              |             |             |             |             |             |
| 20-24                            | 13           | 5           | 8           | 24.2        | 24.0        | 24.3        |
| 25-29                            | 3            | 2           | 1           | 5.8         | 9.4         | 3.2         |
| 30-34                            | 3            | 2           | 1           | 7.6         | 10.0        | 5.1         |
| 35-39                            | 2            | 1           | 1           | 5.4         | 5.8         | 5.1         |
| 40-44                            | 0            | 0           | 0           | 0.0         | 0.0         | 0.0         |
| >44                              | 1            | 1           | 0           | 3.3         | 5.9         | 0.0         |
| <b>MARRIAGES</b>                 | <b>80</b>    | <b>47</b>   | <b>33</b>   | <b>6.2</b>  | <b>7.7</b>  | <b>4.8</b>  |
| <b>DIVORCES</b>                  | <b>41</b>    | <b>28</b>   | <b>10</b>   | <b>3.2</b>  | <b>4.6</b>  | <b>1.5</b>  |

## SELECTED VITAL STATISTICS BY RACE, BY COUNTY, 1989

| ITEM                             | GWINNETT |        |       |       |       |       |
|----------------------------------|----------|--------|-------|-------|-------|-------|
|                                  | NUMBER   |        |       | RATE  |       |       |
|                                  | Total    | White  | Black | Total | White | Black |
| <b>POPULATION</b>                | 277495   | 268121 | 9374  | 0.0   | 0.0   | 0.0   |
| <b>LIVE BIRTHS</b>               | 6384     | 5703   | 451   | 23.0  | 21.3  | 48.1  |
| 10-14                            | 8        | 5      | 3     | 0.6   | 0.4   | 7.2   |
| 15-17                            | 117      | 103    | 9     | 16.2  | 14.8  | 32.0  |
| 18-19                            | 299      | 259    | 37    | 76.5  | 69.8  | 188.8 |
| Age of Mother                    |          |        |       |       |       |       |
| 20-24                            | 1427     | 1247   | 136   | 125.3 | 114.5 | 270.9 |
| 25-29                            | 2341     | 2073   | 180   | 159.9 | 146.8 | 348.2 |
| 30-34                            | 1666     | 1534   | 68    | 99.9  | 94.4  | 163.1 |
| 35-39                            | 483      | 441    | 16    | 38.3  | 35.9  | 49.4  |
| 40-44                            | 42       | 40     | 2     | 5.2   | 5.1   | 8.2   |
| >44                              | 1        | 1      | 0     | 0.2   | 0.2   | 0.0   |
| <b>UNWED MOTHER BIRTH RATE</b>   | 711      | 543    | 157   | 9.5   | 7.5   | 63.3  |
| 10-14                            | 7        | 4      | 3     | 0.6   | 0.3   | 7.2   |
| 15-17                            | 71       | 60     | 9     | 9.8   | 8.6   | 32.0  |
| 18-19                            | 147      | 115    | 30    | 37.6  | 31.0  | 153.1 |
| Age of Mother                    |          |        |       |       |       |       |
| 20-24                            | 254      | 206    | 46    | 22.3  | 18.9  | 91.6  |
| 25-29                            | 143      | 89     | 50    | 9.8   | 6.3   | 96.7  |
| 30-34                            | 64       | 49     | 14    | 3.8   | 3.0   | 33.6  |
| 35-39                            | 25       | 20     | 5     | 2.0   | 1.6   | 15.4  |
| 40-44                            | 0        | 0      | 0     | 0.0   | 0.0   | 0.0   |
| >44                              | 0        | 0      | 0     | 0.0   | 0.0   | 0.0   |
| <b>% BIRTH WEIGHT</b>            |          |        |       |       |       |       |
| <500                             | 4        | 4      | 0     | 0.1   | 0.1   | 0.0   |
| 500-1499                         | 49       | 31     | 18    | 0.8   | 0.5   | 4.0   |
| 1500-2499                        | 274      | 227    | 37    | 4.3   | 4.0   | 8.2   |
| 2500-3999                        | 5298     | 4723   | 369   | 83.0  | 82.8  | 81.8  |
| ≥4000                            | 759      | 718    | 27    | 11.9  | 12.6  | 6.0   |
| <b>% OUT OF HOSPITAL BIRTHS</b>  | 31       | 27     | 3     | 0.5   | 0.5   | 0.7   |
| <b>SPONTANEOUS ABORTION RATE</b> | 389      | 344    | 29    | 5.2   | 4.8   | 11.7  |
| 10-14                            | 2        | 2      | 0     | 0.2   | 0.2   | 0.0   |
| 15-17                            | 4        | 4      | 0     | 0.6   | 0.6   | 0.0   |
| 18-19                            | 19       | 17     | 2     | 4.9   | 4.6   | 10.2  |
| Age of Mother                    |          |        |       |       |       |       |
| 20-24                            | 74       | 66     | 7     | 6.5   | 6.1   | 13.9  |
| 25-29                            | 121      | 108    | 8     | 8.3   | 7.6   | 15.5  |
| 30-34                            | 99       | 81     | 10    | 5.9   | 5.0   | 24.0  |
| 35-39                            | 56       | 54     | 1     | 4.4   | 4.4   | 3.1   |
| 40-44                            | 13       | 12     | 0     | 1.6   | 1.5   | 0.0   |
| >44                              | 1        | 0      | 1     | 0.2   | 0.0   | 5.2   |
| <b>INDUCED TERMINATION RATE</b>  | 2237     | 1786   | 296   | 30.0  | 24.8  | 119.4 |
| 10-14                            | 12       | 11     | 1     | 1.0   | 0.9   | 2.4   |
| 15-17                            | 168      | 152    | 12    | 23.2  | 21.9  | 42.7  |
| 18-19                            | 264      | 240    | 12    | 67.5  | 64.6  | 61.2  |
| Age of Recipient                 |          |        |       |       |       |       |
| 20-24                            | 690      | 565    | 91    | 60.6  | 51.9  | 181.3 |
| 25-29                            | 566      | 403    | 114   | 38.7  | 28.5  | 220.5 |
| 30-34                            | 337      | 249    | 54    | 20.2  | 15.3  | 129.5 |
| 35-39                            | 152      | 125    | 12    | 12.1  | 10.2  | 37.0  |
| 40-44                            | 47       | 40     | 0     | 5.8   | 5.1   | 0.0   |
| >44                              | 1        | 1      | 0     | 0.2   | 0.2   | 0.0   |
| <b>MARRIAGES</b>                 | 3102     | 2784   | 246   | 11.2  | 10.4  | 26.2  |
| <b>DIVORCES</b>                  | 2162     | 1966   | 101   | 7.8   | 7.3   | 10.8  |

## SELECTED VITAL STATISTICS BY RACE, BY COUNTY, 1989

| ITEM                             | HABERSHAM    |              |             |             |             |             |
|----------------------------------|--------------|--------------|-------------|-------------|-------------|-------------|
|                                  | NUMBER       |              |             | RATE        |             |             |
|                                  | Total        | White        | Black       | Total       | White       | Black       |
| <b>POPULATION</b>                | <b>28552</b> | <b>26947</b> | <b>1605</b> | <b>0.0</b>  | <b>0.0</b>  | <b>0.0</b>  |
| <b>LIVE BIRTHS</b>               | <b>361</b>   | <b>342</b>   | <b>10</b>   | <b>12.6</b> | <b>12.7</b> | <b>6.2</b>  |
| 10-14                            | 3            | 3            | 0           | 2.9         | 3.0         | 0.0         |
| 15-17                            | 27           | 25           | 2           | 37.9        | 36.2        | 95.2        |
| 18-19                            | 45           | 43           | 2           | 77.2        | 80.1        | 43.5        |
| Age of Mother                    |              |              |             |             |             |             |
| 20-24                            | 117          | 112          | 2           | 99.9        | 100.5       | 35.1        |
| 25-29                            | 98           | 94           | 1           | 98.5        | 98.8        | 22.7        |
| 30-34                            | 52           | 46           | 3           | 50.8        | 46.4        | 93.7        |
| 35-39                            | 18           | 18           | 0           | 20.2        | 20.8        | 0.0         |
| 40-44                            | 1            | 1            | 0           | 1.3         | 1.4         | 0.0         |
| >44                              | 0            | 0            | 0           | 0.0         | 0.0         | 0.0         |
| <b>UNWED MOTHER BIRTH RATE</b>   | <b>62</b>    | <b>55</b>    | <b>5</b>    | <b>10.1</b> | <b>9.4</b>  | <b>19.8</b> |
| 10-14                            | 3            | 3            | 0           | 2.9         | 3.0         | 0.0         |
| 15-17                            | 8            | 6            | 2           | 11.2        | 8.7         | 95.2        |
| 18-19                            | 14           | 13           | 1           | 24.0        | 24.2        | 21.7        |
| Age of Mother                    |              |              |             |             |             |             |
| 20-24                            | 22           | 20           | 1           | 18.8        | 18.0        | 17.5        |
| 25-29                            | 7            | 7            | 0           | 7.0         | 7.4         | 0.0         |
| 30-34                            | 5            | 3            | 1           | 4.9         | 3.0         | 31.2        |
| 35-39                            | 3            | 3            | 0           | 3.4         | 3.5         | 0.0         |
| 40-44                            | 0            | 0            | 0           | 0.0         | 0.0         | 0.0         |
| >44                              | 0            | 0            | 0           | 0.0         | 0.0         | 0.0         |
| <b>% BIRTH WEIGHT (grams)</b>    |              |              |             |             |             |             |
| <500                             | 0            | 0            | 0           | 0.0         | 0.0         | 0.0         |
| 500-1499                         | 4            | 3            | 0           | 1.1         | 0.9         | 0.0         |
| 1500-2499                        | 17           | 16           | 1           | 4.7         | 4.7         | 10.0        |
| 2500-3999                        | 302          | 286          | 8           | 83.7        | 83.6        | 80.0        |
| ≥4000                            | 38           | 37           | 1           | 10.5        | 10.8        | 10.0        |
| <b>% OUT OF HOSPITAL BIRTHS</b>  | <b>1</b>     | <b>1</b>     | <b>0</b>    | <b>0.3</b>  | <b>0.3</b>  | <b>0.0</b>  |
| <b>SPONTANEOUS ABORTION RATE</b> | <b>50</b>    | <b>48</b>    | <b>0</b>    | <b>8.2</b>  | <b>8.2</b>  | <b>0.0</b>  |
| 10-14                            | 1            | 1            | 0           | 1.0         | 1.0         | 0.0         |
| 15-17                            | 1            | 0            | 0           | 1.4         | 0.0         | 0.0         |
| 18-19                            | 6            | 6            | 0           | 10.3        | 11.2        | 0.0         |
| Age of Mother                    |              |              |             |             |             |             |
| 20-24                            | 12           | 12           | 0           | 10.2        | 10.8        | 0.0         |
| 25-29                            | 17           | 17           | 0           | 17.1        | 17.9        | 0.0         |
| 30-34                            | 7            | 7            | 0           | 6.8         | 7.1         | 0.0         |
| 35-39                            | 4            | 4            | 0           | 4.5         | 4.6         | 0.0         |
| 40-44                            | 2            | 1            | 0           | 2.7         | 1.4         | 0.0         |
| >44                              | 0            | 0            | 0           | 0.0         | 0.0         | 0.0         |
| <b>INDUCED TERMINATION RATE</b>  | <b>52</b>    | <b>49</b>    | <b>1</b>    | <b>8.5</b>  | <b>8.3</b>  | <b>4.0</b>  |
| 10-14                            | 1            | 1            | 0           | 1.0         | 1.0         | 0.0         |
| 15-17                            | 5            | 5            | 0           | 7.0         | 7.2         | 0.0         |
| 18-19                            | 9            | 8            | 1           | 15.4        | 14.9        | 21.7        |
| Age of Recipient                 |              |              |             |             |             |             |
| 20-24                            | 15           | 15           | 0           | 12.8        | 13.5        | 0.0         |
| 25-29                            | 17           | 15           | 0           | 17.1        | 15.8        | 0.0         |
| 30-34                            | 4            | 4            | 0           | 3.9         | 4.0         | 0.0         |
| 35-39                            | 1            | 1            | 0           | 1.1         | 1.2         | 0.0         |
| 40-44                            | 0            | 0            | 0           | 0.0         | 0.0         | 0.0         |
| >44                              | 0            | 0            | 0           | 0.0         | 0.0         | 0.0         |
| <b>MARRIAGES</b>                 | <b>205</b>   | <b>194</b>   | <b>8</b>    | <b>7.2</b>  | <b>7.2</b>  | <b>5.0</b>  |
| <b>DIVORCES</b>                  | <b>152</b>   | <b>142</b>   | <b>5</b>    | <b>5.3</b>  | <b>5.3</b>  | <b>3.1</b>  |



## SELECTED VITAL STATISTICS BY RACE, BY COUNTY, 1989

| ITEM                             | HALL         |              |             |             |             |             |
|----------------------------------|--------------|--------------|-------------|-------------|-------------|-------------|
|                                  | NUMBER       |              |             | RATE        |             |             |
|                                  | Total        | White        | Black       | Total       | White       | Black       |
| <b>POPULATION</b>                | <b>90760</b> | <b>82177</b> | <b>8583</b> | <b>0.0</b>  | <b>0.0</b>  | <b>0.0</b>  |
| <b>LIVE BIRTHS</b>               | <b>1642</b>  | <b>1453</b>  | <b>181</b>  | <b>18.1</b> | <b>17.7</b> | <b>21.1</b> |
| 10-14                            | 6            | 2            | 4           | 1.6         | 0.6         | 8.5         |
| 15-17                            | 107          | 82           | 24          | 43.2        | 38.7        | 67.4        |
| 18-19                            | 167          | 145          | 22          | 97.1        | 94.8        | 115.2       |
| 20-24                            | 526          | 456          | 67          | 130.8       | 128.4       | 142.9       |
| 25-29                            | 492          | 449          | 41          | 134.2       | 136.8       | 106.8       |
| 30-34                            | 258          | 239          | 17          | 68.2        | 70.5        | 42.8        |
| 35-39                            | 78           | 72           | 6           | 24.6        | 24.7        | 23.1        |
| 40-44                            | 8            | 8            | 0           | 3.1         | 3.3         | 0.0         |
| >44                              | 0            | 0            | 0           | 0.0         | 0.0         | 0.0         |
| <b>UNWED MOTHER BIRTH RATE</b>   | <b>370</b>   | <b>229</b>   | <b>138</b>  | <b>17.2</b> | <b>11.9</b> | <b>60.7</b> |
| 10-14                            | 5            | 1            | 4           | 1.3         | 0.3         | 8.5         |
| 15-17                            | 64           | 40           | 23          | 25.8        | 18.9        | 64.6        |
| 18-19                            | 60           | 41           | 19          | 34.9        | 26.8        | 99.5        |
| 20-24                            | 133          | 83           | 50          | 33.1        | 23.4        | 106.6       |
| 25-29                            | 65           | 37           | 27          | 17.7        | 11.3        | 70.3        |
| 30-34                            | 31           | 19           | 11          | 8.2         | 5.6         | 27.7        |
| 35-39                            | 11           | 7            | 4           | 3.5         | 2.4         | 15.4        |
| 40-44                            | 1            | 1            | 0           | 0.4         | 0.4         | 0.0         |
| >44                              | 0            | 0            | 0           | 0.0         | 0.0         | 0.0         |
| <b>% BIRTH WEIGHT (grams)</b>    |              |              |             |             |             |             |
| <500                             | 1            | 0            | 1           | 0.1         | 0.0         | 0.6         |
| 500-1499                         | 19           | 13           | 6           | 1.2         | 0.9         | 3.3         |
| 1500-2499                        | 96           | 78           | 17          | 5.8         | 5.4         | 9.4         |
| 2500-3999                        | 1345         | 1186         | 152         | 81.9        | 81.6        | 84.0        |
| ≥4000                            | 181          | 176          | 5           | 11.0        | 12.1        | 2.8         |
| <b>% OUT OF HOSPITAL BIRTHS</b>  | <b>11</b>    | <b>9</b>     | <b>2</b>    | <b>0.7</b>  | <b>0.6</b>  | <b>1.1</b>  |
| <b>SPONTANEOUS ABORTION RATE</b> | <b>172</b>   | <b>147</b>   | <b>22</b>   | <b>8.0</b>  | <b>7.7</b>  | <b>9.7</b>  |
| 10-14                            | 2            | 1            | 1           | 0.5         | 0.3         | 2.1         |
| 15-17                            | 7            | 7            | 0           | 2.8         | 3.3         | 0.0         |
| 18-19                            | 25           | 20           | 5           | 14.5        | 13.1        | 26.2        |
| 20-24                            | 55           | 46           | 9           | 13.7        | 13.0        | 19.2        |
| 25-29                            | 39           | 35           | 4           | 10.6        | 10.7        | 10.4        |
| 30-34                            | 32           | 28           | 2           | 8.5         | 8.3         | 5.0         |
| 35-39                            | 9            | 8            | 0           | 2.8         | 2.7         | 0.0         |
| 40-44                            | 3            | 2            | 1           | 1.1         | 0.8         | 4.6         |
| >44                              | 0            | 0            | 0           | 0.0         | 0.0         | 0.0         |
| <b>INDUCED TERMINATION RATE</b>  | <b>351</b>   | <b>289</b>   | <b>49</b>   | <b>16.4</b> | <b>15.1</b> | <b>21.5</b> |
| 10-14                            | 5            | 2            | 3           | 1.3         | 0.6         | 6.4         |
| 15-17                            | 24           | 18           | 6           | 9.7         | 8.5         | 16.9        |
| 18-19                            | 67           | 54           | 10          | 39.0        | 35.3        | 52.4        |
| 20-24                            | 113          | 93           | 16          | 28.1        | 26.2        | 34.1        |
| 25-29                            | 92           | 77           | 11          | 25.1        | 23.5        | 28.6        |
| 30-34                            | 28           | 26           | 1           | 7.4         | 7.7         | 2.5         |
| 35-39                            | 22           | 19           | 2           | 6.9         | 6.5         | 7.7         |
| 40-44                            | 0            | 0            | 0           | 0.0         | 0.0         | 0.0         |
| >44                              | 0            | 0            | 0           | 0.0         | 0.0         | 0.0         |
| <b>MARRIAGES</b>                 | <b>874</b>   | <b>756</b>   | <b>89</b>   | <b>9.6</b>  | <b>9.2</b>  | <b>10.4</b> |
| <b>DIVORCES</b>                  | <b>743</b>   | <b>656</b>   | <b>54</b>   | <b>8.2</b>  | <b>8.0</b>  | <b>6.3</b>  |

## SELECTED VITAL STATISTICS BY RACE, BY COUNTY, 1989

| ITEM                             | HANCOCK     |             |             |             |             |             |
|----------------------------------|-------------|-------------|-------------|-------------|-------------|-------------|
|                                  | NUMBER      |             |             | RATE        |             |             |
|                                  | Total       | White       | Black       | Total       | White       | Black       |
| <b>POPULATION</b>                | <b>9884</b> | <b>2170</b> | <b>7714</b> | <b>0.0</b>  | <b>0.0</b>  | <b>0.0</b>  |
| <b>LIVE BIRTHS</b>               | <b>118</b>  | <b>13</b>   | <b>105</b>  | <b>11.9</b> | <b>6.0</b>  | <b>13.6</b> |
| 10-14                            | 0           | 0           | 0           | 0.0         | 0.0         | 0.0         |
| 15-17                            | 6           | 0           | 6           | 16.5        | 0.0         | 18.7        |
| 18-19                            | 9           | 0           | 9           | 52.6        | 0.0         | 62.1        |
| Age of Mother                    |             |             |             |             |             |             |
| 20-24                            | 43          | 7           | 36          | 101.2       | 114.8       | 98.9        |
| 25-29                            | 34          | 3           | 31          | 85.4        | 42.9        | 94.5        |
| 30-34                            | 18          | 1           | 17          | 58.4        | 19.2        | 66.4        |
| 35-39                            | 7           | 1           | 6           | 28.8        | 21.3        | 30.6        |
| 40-44                            | 1           | 1           | 0           | 4.2         | 17.5        | 0.0         |
| >44                              | 0           | 0           | 0           | 0.0         | 0.0         | 0.0         |
| <b>UNWED MOTHER BIRTH RATE</b>   | <b>72</b>   | <b>1</b>    | <b>71</b>   | <b>33.6</b> | <b>2.8</b>  | <b>39.7</b> |
| 10-14                            | 0           | 0           | 0           | 0.0         | 0.0         | 0.0         |
| 15-17                            | 6           | 0           | 6           | 16.5        | 0.0         | 18.7        |
| 18-19                            | 9           | 0           | 9           | 52.6        | 0.0         | 62.1        |
| Age of Mother                    |             |             |             |             |             |             |
| 20-24                            | 28          | 0           | 28          | 65.9        | 0.0         | 76.9        |
| 25-29                            | 17          | 1           | 16          | 42.7        | 14.3        | 48.8        |
| 30-34                            | 9           | 0           | 9           | 29.2        | 0.0         | 35.2        |
| 35-39                            | 3           | 0           | 3           | 12.3        | 0.0         | 15.3        |
| 40-44                            | 0           | 0           | 0           | 0.0         | 0.0         | 0.0         |
| >44                              | 0           | 0           | 0           | 0.0         | 0.0         | 0.0         |
| <b>% BIRTH WEIGHT (grams)</b>    |             |             |             |             |             |             |
| <500                             | 0           | 0           | 0           | 0.0         | 0.0         | 0.0         |
| 500-1499                         | 0           | 0           | 0           | 0.0         | 0.0         | 0.0         |
| 1500-2499                        | 8           | 1           | 7           | 6.8         | 7.7         | 6.7         |
| 2500-3999                        | 103         | 11          | 92          | 87.3        | 84.6        | 87.6        |
| ≥4000                            | 7           | 1           | 6           | 5.9         | 7.7         | 5.7         |
| <b>% OUT OF HOSPITAL BIRTHS</b>  | <b>3</b>    | <b>0</b>    | <b>3</b>    | <b>2.5</b>  | <b>0.0</b>  | <b>2.9</b>  |
| <b>SPONTANEOUS ABORTION RATE</b> | <b>17</b>   | <b>3</b>    | <b>14</b>   | <b>7.9</b>  | <b>8.4</b>  | <b>7.8</b>  |
| 10-14                            | 1           | 1           | 0           | 2.0         | 21.7        | 0.0         |
| 15-17                            | 1           | 0           | 1           | 2.8         | 0.0         | 3.1         |
| 18-19                            | 2           | 1           | 1           | 11.7        | 38.5        | 6.9         |
| Age of Mother                    |             |             |             |             |             |             |
| 20-24                            | 5           | 0           | 5           | 11.8        | 0.0         | 13.7        |
| 25-29                            | 4           | 0           | 4           | 10.1        | 0.0         | 12.2        |
| 30-34                            | 3           | 1           | 2           | 9.7         | 19.2        | 7.8         |
| 35-39                            | 1           | 0           | 1           | 4.1         | 0.0         | 5.1         |
| 40-44                            | 0           | 0           | 0           | 0.0         | 0.0         | 0.0         |
| >44                              | 0           | 0           | 0           | 0.0         | 0.0         | 0.0         |
| <b>INDUCED TERMINATION RATE</b>  | <b>34</b>   | <b>5</b>    | <b>28</b>   | <b>15.9</b> | <b>14.0</b> | <b>15.7</b> |
| 10-14                            | 2           | 1           | 1           | 4.1         | 21.7        | 2.2         |
| 15-17                            | 2           | 0           | 2           | 5.5         | 0.0         | 6.2         |
| 18-19                            | 2           | 1           | 1           | 11.7        | 38.5        | 6.9         |
| Age of Recipient                 |             |             |             |             |             |             |
| 20-24                            | 12          | 1           | 11          | 28.2        | 16.4        | 30.2        |
| 25-29                            | 5           | 0           | 4           | 12.6        | 0.0         | 12.2        |
| 30-34                            | 7           | 1           | 6           | 22.7        | 19.2        | 23.4        |
| 35-39                            | 3           | 1           | 2           | 12.3        | 21.3        | 10.2        |
| 40-44                            | 1           | 0           | 1           | 4.2         | 0.0         | 5.6         |
| >44                              | 0           | 0           | 0           | 0.0         | 0.0         | 0.0         |
| <b>MARRIAGES</b>                 | <b>45</b>   | <b>10</b>   | <b>35</b>   | <b>4.6</b>  | <b>4.6</b>  | <b>4.5</b>  |
| <b>DIVORCES</b>                  | <b>5</b>    | <b>5</b>    | <b>0</b>    | <b>0.5</b>  | <b>2.3</b>  | <b>0.0</b>  |

## SELECTED VITAL STATISTICS BY RACE, BY COUNTY, 1989

| ITEM                             | HARALSON |       |       |       |       |       |
|----------------------------------|----------|-------|-------|-------|-------|-------|
|                                  | NUMBER   |       |       | RATE  |       |       |
|                                  | Total    | White | Black | Total | White | Black |
| <b>POPULATION</b>                | 21205    | 19611 | 1594  | 0.0   | 0.0   | 0.0   |
| <b>LIVE BIRTHS</b>               | 304      | 276   | 28    | 14.3  | 14.1  | 17.6  |
| 10-14                            | 1        | 1     | 0     | 1.1   | 1.2   | 0.0   |
| 15-17                            | 13       | 11    | 2     | 20.4  | 19.3  | 30.8  |
| 18-19                            | 51       | 49    | 2     | 156.4 | 166.1 | 64.5  |
| 20-24                            | 125      | 111   | 14    | 169.6 | 163.2 | 245.6 |
| 25-29                            | 74       | 70    | 4     | 93.7  | 98.2  | 51.9  |
| 30-34                            | 25       | 22    | 3     | 32.0  | 30.3  | 53.6  |
| 35-39                            | 14       | 11    | 3     | 19.7  | 16.2  | 85.7  |
| 40-44                            | 1        | 1     | 0     | 1.7   | 1.8   | 0.0   |
| >44                              | 0        | 0     | 0     | 0.0   | 0.0   | 0.0   |
| <b>UNWED MOTHER BIRTH RATE</b>   | 59       | 45    | 14    | 12.9  | 10.6  | 39.4  |
| 10-14                            | 1        | 1     | 0     | 1.1   | 1.2   | 0.0   |
| 15-17                            | 5        | 3     | 2     | 7.9   | 5.3   | 30.8  |
| 18-19                            | 13       | 12    | 1     | 39.9  | 40.7  | 32.3  |
| 20-24                            | 29       | 19    | 10    | 39.3  | 27.9  | 175.4 |
| 25-29                            | 10       | 9     | 1     | 12.7  | 12.6  | 13.0  |
| 30-34                            | 1        | 1     | 0     | 1.3   | 1.4   | 0.0   |
| 35-39                            | 0        | 0     | 0     | 0.0   | 0.0   | 0.0   |
| 40-44                            | 0        | 0     | 0     | 0.0   | 0.0   | 0.0   |
| >44                              | 0        | 0     | 0     | 0.0   | 0.0   | 0.0   |
| <b>% BIRTH WEIGHT (grams)</b>    |          |       |       |       |       |       |
| <500                             | 0        | 0     | 0     | 0.0   | 0.0   | 0.0   |
| 500-1499                         | 6        | 4     | 2     | 2.0   | 1.4   | 7.1   |
| 1500-2499                        | 16       | 14    | 2     | 5.3   | 5.1   | 7.1   |
| 2500-3999                        | 249      | 225   | 24    | 81.9  | 81.5  | 85.7  |
| ≥4000                            | 33       | 33    | 0     | 10.9  | 12.0  | 0.0   |
| <b>% OUT OF HOSPITAL BIRTHS</b>  | 1        | 1     | 0     | 0.3   | 0.4   | 0.0   |
| <b>SPONTANEOUS ABORTION RATE</b> | 18       | 16    | 2     | 3.9   | 3.8   | 5.6   |
| 10-14                            | 0        | 0     | 0     | 0.0   | 0.0   | 0.0   |
| 15-17                            | 2        | 2     | 0     | 3.1   | 3.5   | 0.0   |
| 18-19                            | 2        | 2     | 0     | 6.1   | 6.8   | 0.0   |
| 20-24                            | 6        | 4     | 2     | 8.1   | 5.9   | 35.1  |
| 25-29                            | 3        | 3     | 0     | 3.8   | 4.2   | 0.0   |
| 30-34                            | 2        | 2     | 0     | 2.6   | 2.8   | 0.0   |
| 35-39                            | 2        | 2     | 0     | 2.8   | 3.0   | 0.0   |
| 40-44                            | 1        | 1     | 0     | 1.7   | 1.8   | 0.0   |
| >44                              | 0        | 0     | 0     | 0.0   | 0.0   | 0.0   |
| <b>INDUCED TERMINATION RATE</b>  | 55       | 48    | 6     | 12.0  | 11.4  | 16.9  |
| 10-14                            | 1        | 0     | 1     | 1.1   | 0.0   | 10.5  |
| 15-17                            | 6        | 3     | 3     | 9.4   | 5.3   | 46.2  |
| 18-19                            | 10       | 9     | 1     | 30.7  | 30.5  | 32.3  |
| 20-24                            | 23       | 21    | 1     | 31.2  | 30.9  | 17.5  |
| 25-29                            | 11       | 11    | 0     | 13.9  | 15.4  | 0.0   |
| 30-34                            | 3        | 3     | 0     | 3.8   | 4.1   | 0.0   |
| 35-39                            | 1        | 1     | 0     | 1.4   | 1.5   | 0.0   |
| 40-44                            | 0        | 0     | 0     | 0.0   | 0.0   | 0.0   |
| >44                              | 0        | 0     | 0     | 0.0   | 0.0   | 0.0   |
| <b>MARRIAGES</b>                 | 217      | 204   | 12    | 10.2  | 10.4  | 7.5   |
| <b>DIVORCES</b>                  | 166      | 163   | 2     | 7.8   | 8.3   | 1.3   |

## SELECTED VITAL STATISTICS BY RACE, BY COUNTY, 1989

| ITEM                      |                              | HARRIS |       |       |       |       |       |
|---------------------------|------------------------------|--------|-------|-------|-------|-------|-------|
|                           |                              | NUMBER |       |       | RATE  |       |       |
|                           |                              | Total  | White | Black | Total | White | Black |
| POPULATION                |                              | 18089  | 11795 | 6294  | 0.0   | 0.0   | 0.0   |
| LIVE BIRTHS               |                              | 228    | 148   | 79    | 12.6  | 12.5  | 12.6  |
|                           | 10-14                        | 1      | 1     | 0     | 1.4   | 2.4   | 0.0   |
|                           | 15-17                        | 13     | 6     | 7     | 22.1  | 18.0  | 27.7  |
|                           | 18-19                        | 17     | 7     | 9     | 61.2  | 43.2  | 77.6  |
| Age<br>of<br>Mother       | 20-24                        | 78     | 48    | 30    | 115.9 | 133.0 | 96.2  |
|                           | 25-29                        | 68     | 50    | 18    | 106.1 | 118.5 | 82.2  |
|                           | 30-34                        | 36     | 25    | 11    | 51.6  | 49.9  | 55.8  |
|                           | 35-39                        | 13     | 10    | 3     | 23.9  | 26.1  | 18.7  |
|                           | 40-44                        | 2      | 1     | 1     | 4.4   | 3.1   | 7.3   |
|                           | >44                          | 0      | 0     | 0     | 0.0   | 0.0   | 0.0   |
|                           | UNWED MOTHER BIRTH RATE      |        | 66    | 23    | 43    | 17.0  | 9.3   |
|                           | 10-14                        | 1      | 1     | 0     | 1.4   | 2.4   | 0.0   |
|                           | 15-17                        | 9      | 2     | 7     | 15.3  | 6.0   | 27.7  |
|                           | 18-19                        | 10     | 3     | 7     | 36.0  | 18.5  | 60.3  |
| Age<br>of<br>Mother       | 20-24                        | 32     | 12    | 20    | 47.5  | 33.2  | 64.1  |
|                           | 25-29                        | 8      | 3     | 5     | 12.5  | 7.1   | 22.8  |
|                           | 30-34                        | 5      | 1     | 4     | 7.2   | 2.0   | 20.3  |
|                           | 35-39                        | 1      | 1     | 0     | 1.8   | 2.6   | 0.0   |
|                           | 40-44                        | 0      | 0     | 0     | 0.0   | 0.0   | 0.0   |
|                           | >44                          | 0      | 0     | 0     | 0.0   | 0.0   | 0.0   |
|                           | % BIRTH<br>WEIGHT<br>(grams) | <500   | 0     | 0     | 0     | 0.0   | 0.0   |
| 500-1499                  |                              | 1      | 1     | 0     | 0.4   | 0.7   | 0.0   |
| 1500-2499                 |                              | 15     | 5     | 10    | 6.6   | 3.4   | 12.7  |
| 2500-3999                 |                              | 194    | 128   | 66    | 85.1  | 86.5  | 83.5  |
| ≥4000                     |                              | 18     | 14    | 3     | 7.9   | 9.5   | 3.8   |
| % OUT OF HOSPITAL BIRTHS  |                              | 4      | 3     | 1     | 1.8   | 2.0   | 1.3   |
| SPONTANEOUS ABORTION RATE |                              | 12     | 8     | 4     | 3.1   | 3.2   | 2.9   |
|                           | 10-14                        | 0      | 0     | 0     | 0.0   | 0.0   | 0.0   |
|                           | 15-17                        | 0      | 0     | 0     | 0.0   | 0.0   | 0.0   |
|                           | 18-19                        | 0      | 0     | 0     | 0.0   | 0.0   | 0.0   |
| Age<br>of<br>Mother       | 20-24                        | 4      | 3     | 1     | 5.9   | 8.3   | 3.2   |
|                           | 25-29                        | 5      | 3     | 2     | 7.8   | 7.1   | 9.1   |
|                           | 30-34                        | 1      | 0     | 1     | 1.4   | 0.0   | 5.1   |
|                           | 35-39                        | 1      | 1     | 0     | 1.8   | 2.6   | 0.0   |
|                           | 40-44                        | 1      | 1     | 0     | 2.2   | 3.1   | 0.0   |
|                           | >44                          | 0      | 0     | 0     | 0.0   | 0.0   | 0.0   |
|                           | INDUCED TERMINATION RATE     |        | 71    | 44    | 27    | 18.3  | 17.7  |
|                           | 10-14                        | 1      | 1     | 0     | 1.4   | 2.4   | 0.0   |
|                           | 15-17                        | 11     | 8     | 3     | 18.7  | 24.0  | 11.9  |
|                           | 18-19                        | 14     | 8     | 6     | 50.4  | 49.4  | 51.7  |
| Age<br>of<br>Recipient    | 20-24                        | 23     | 15    | 8     | 34.2  | 41.6  | 25.6  |
|                           | 25-29                        | 10     | 6     | 4     | 15.6  | 14.2  | 18.3  |
|                           | 30-34                        | 6      | 2     | 4     | 8.6   | 4.0   | 20.3  |
|                           | 35-39                        | 5      | 4     | 1     | 9.2   | 10.4  | 6.2   |
|                           | 40-44                        | 1      | 0     | 1     | 2.2   | 0.0   | 7.3   |
|                           | >44                          | 0      | 0     | 0     | 0.0   | 0.0   | 0.0   |
|                           | MARRIAGES                    |        | 139   | 114   | 25    | 7.7   | 9.7   |
| DIVORCES                  |                              | 94     | 78    | 14    | 5.2   | 6.6   | 2.2   |

## SELECTED VITAL STATISTICS BY RACE, BY COUNTY, 1989

| ITEM                             | HART         |              |             |             |             |             |
|----------------------------------|--------------|--------------|-------------|-------------|-------------|-------------|
|                                  | NUMBER       |              |             | RATE        |             |             |
|                                  | Total        | White        | Black       | Total       | White       | Black       |
| <b>POPULATION</b>                | <b>20428</b> | <b>15913</b> | <b>4515</b> | <b>0.0</b>  | <b>0.0</b>  | <b>0.0</b>  |
| <b>LIVE BIRTHS</b>               | <b>282</b>   | <b>201</b>   | <b>81</b>   | <b>13.8</b> | <b>12.6</b> | <b>17.9</b> |
| 10-14                            | 1            | 0            | 1           | 1.1         | 0.0         | 4.1         |
| 15-17                            | 20           | 11           | 9           | 36.2        | 28.8        | 52.6        |
| 18-19                            | 33           | 21           | 12          | 117.9       | 105.0       | 150.0       |
| Age of Mother                    |              |              |             |             |             |             |
| 20-24                            | 127          | 90           | 37          | 180.1       | 175.8       | 191.7       |
| 25-29                            | 66           | 51           | 15          | 88.0        | 90.7        | 79.8        |
| 30-34                            | 28           | 23           | 5           | 39.7        | 42.2        | 31.2        |
| 35-39                            | 7            | 5            | 2           | 11.5        | 10.4        | 15.5        |
| 40-44                            | 0            | 0            | 0           | 0.0         | 0.0         | 0.0         |
| >44                              | 0            | 0            | 0           | 0.0         | 0.0         | 0.0         |
| <b>UNWED MOTHER BIRTH RATE</b>   | <b>73</b>    | <b>22</b>    | <b>51</b>   | <b>17.8</b> | <b>7.1</b>  | <b>50.5</b> |
| 10-14                            | 0            | 0            | 0           | 0.0         | 0.0         | 0.0         |
| 15-17                            | 18           | 9            | 9           | 32.5        | 23.6        | 52.6        |
| 18-19                            | 14           | 2            | 12          | 50.0        | 10.0        | 150.0       |
| Age of Mother                    |              |              |             |             |             |             |
| 20-24                            | 31           | 10           | 21          | 44.0        | 19.5        | 108.8       |
| 25-29                            | 9            | 1            | 8           | 12.0        | 1.8         | 42.6        |
| 30-34                            | 1            | 0            | 1           | 1.4         | 0.0         | 6.2         |
| 35-39                            | 0            | 0            | 0           | 0.0         | 0.0         | 0.0         |
| 40-44                            | 0            | 0            | 0           | 0.0         | 0.0         | 0.0         |
| >44                              | 0            | 0            | 0           | 0.0         | 0.0         | 0.0         |
| <b>% BIRTH WEIGHT (grams)</b>    |              |              |             |             |             |             |
| <500                             | 0            | 0            | 0           | 0.0         | 0.0         | 0.0         |
| 500-1499                         | 7            | 3            | 4           | 2.5         | 1.5         | 4.9         |
| 1500-2499                        | 13           | 9            | 4           | 4.6         | 4.5         | 4.9         |
| 2500-3999                        | 230          | 162          | 68          | 81.6        | 80.6        | 84.0        |
| ≥4000                            | 32           | 27           | 5           | 11.3        | 13.4        | 6.2         |
| <b>% OUT OF HOSPITAL BIRTHS</b>  | <b>0</b>     | <b>0</b>     | <b>0</b>    | <b>0.0</b>  | <b>0.0</b>  | <b>0.0</b>  |
| <b>SPONTANEOUS ABORTION RATE</b> | <b>8</b>     | <b>4</b>     | <b>4</b>    | <b>1.9</b>  | <b>1.3</b>  | <b>4.0</b>  |
| 10-14                            | 0            | 0            | 0           | 0.0         | 0.0         | 0.0         |
| 15-17                            | 0            | 0            | 0           | 0.0         | 0.0         | 0.0         |
| 18-19                            | 3            | 2            | 1           | 10.7        | 10.0        | 12.5        |
| Age of Mother                    |              |              |             |             |             |             |
| 20-24                            | 4            | 2            | 2           | 5.7         | 3.9         | 10.4        |
| 25-29                            | 0            | 0            | 0           | 0.0         | 0.0         | 0.0         |
| 30-34                            | 1            | 0            | 1           | 1.4         | 0.0         | 6.2         |
| 35-39                            | 0            | 0            | 0           | 0.0         | 0.0         | 0.0         |
| 40-44                            | 0            | 0            | 0           | 0.0         | 0.0         | 0.0         |
| >44                              | 0            | 0            | 0           | 0.0         | 0.0         | 0.0         |
| <b>INDUCED TERMINATION RATE</b>  | <b>63</b>    | <b>47</b>    | <b>15</b>   | <b>15.3</b> | <b>15.2</b> | <b>14.9</b> |
| 10-14                            | 1            | 1            | 0           | 1.1         | 1.5         | 0.0         |
| 15-17                            | 10           | 7            | 3           | 18.1        | 18.3        | 17.5        |
| 18-19                            | 14           | 10           | 4           | 50.0        | 50.0        | 50.0        |
| Age of Recipient                 |              |              |             |             |             |             |
| 20-24                            | 18           | 14           | 4           | 25.5        | 27.3        | 20.7        |
| 25-29                            | 10           | 8            | 2           | 13.3        | 14.2        | 10.6        |
| 30-34                            | 7            | 6            | 1           | 9.9         | 11.0        | 6.2         |
| 35-39                            | 2            | 0            | 1           | 3.3         | 0.0         | 7.8         |
| 40-44                            | 1            | 1            | 0           | 2.0         | 2.4         | 0.0         |
| >44                              | 0            | 0            | 0           | 0.0         | 0.0         | 0.0         |
| <b>MARRIAGES</b>                 | <b>136</b>   | <b>121</b>   | <b>15</b>   | <b>6.7</b>  | <b>7.6</b>  | <b>3.3</b>  |
| <b>DIVORCES</b>                  | <b>124</b>   | <b>115</b>   | <b>5</b>    | <b>6.1</b>  | <b>7.2</b>  | <b>1.1</b>  |

## SELECTED VITAL STATISTICS BY RACE, BY COUNTY, 1989

| ITEM                             | HEARD       |             |             |             |             |             |
|----------------------------------|-------------|-------------|-------------|-------------|-------------|-------------|
|                                  | NUMBER      |             |             | RATE        |             |             |
|                                  | Total       | White       | Black       | Total       | White       | Black       |
| <b>POPULATION</b>                | <b>7227</b> | <b>5953</b> | <b>1274</b> | <b>0.0</b>  | <b>0.0</b>  | <b>0.0</b>  |
| <b>LIVE BIRTHS</b>               | <b>126</b>  | <b>102</b>  | <b>24</b>   | <b>17.4</b> | <b>17.1</b> | <b>18.8</b> |
| 10-14                            | 0           | 0           | 0           | 0.0         | 0.0         | 0.0         |
| 15-17                            | 6           | 5           | 1           | 30.8        | 35.0        | 19.2        |
| 18-19                            | 19          | 16          | 3           | 177.6       | 202.5       | 107.1       |
| Age of Mother                    |             |             |             |             |             |             |
| 20-24                            | 43          | 36          | 7           | 148.8       | 169.0       | 92.1        |
| 25-29                            | 33          | 27          | 6           | 131.5       | 128.0       | 150.0       |
| 30-34                            | 22          | 16          | 6           | 89.1        | 76.9        | 153.8       |
| 35-39                            | 3           | 2           | 1           | 13.6        | 11.1        | 25.0        |
| 40-44                            | 0           | 0           | 0           | 0.0         | 0.0         | 0.0         |
| >44                              | 0           | 0           | 0           | 0.0         | 0.0         | 0.0         |
| <b>UNWED MOTHER BIRTH RATE</b>   | <b>33</b>   | <b>14</b>   | <b>19</b>   | <b>22.1</b> | <b>11.8</b> | <b>61.1</b> |
| 10-14                            | 0           | 0           | 0           | 0.0         | 0.0         | 0.0         |
| 15-17                            | 5           | 4           | 1           | 25.6        | 28.0        | 19.2        |
| 18-19                            | 5           | 2           | 3           | 46.7        | 25.3        | 107.1       |
| Age of Mother                    |             |             |             |             |             |             |
| 20-24                            | 14          | 7           | 7           | 48.4        | 32.9        | 92.1        |
| 25-29                            | 3           | 0           | 3           | 12.0        | 0.0         | 75.0        |
| 30-34                            | 5           | 1           | 4           | 20.2        | 4.8         | 102.6       |
| 35-39                            | 1           | 0           | 1           | 4.5         | 0.0         | 25.0        |
| 40-44                            | 0           | 0           | 0           | 0.0         | 0.0         | 0.0         |
| >44                              | 0           | 0           | 0           | 0.0         | 0.0         | 0.0         |
| <b>% BIRTH WEIGHT (grams)</b>    |             |             |             |             |             |             |
| <500                             | 0           | 0           | 0           | 0.0         | 0.0         | 0.0         |
| 500-1499                         | 1           | 1           | 0           | 0.8         | 1.0         | 0.0         |
| 1500-2499                        | 7           | 5           | 2           | 5.6         | 4.9         | 8.3         |
| 2500-3999                        | 110         | 88          | 22          | 87.3        | 86.3        | 91.7        |
| ≥4000                            | 8           | 8           | 0           | 6.3         | 7.8         | 0.0         |
| <b>% OUT OF HOSPITAL BIRTHS</b>  | <b>0</b>    | <b>0</b>    | <b>0</b>    | <b>0.0</b>  | <b>0.0</b>  | <b>0.0</b>  |
| <b>SPONTANEOUS ABORTION RATE</b> | <b>3</b>    | <b>3</b>    | <b>0</b>    | <b>2.0</b>  | <b>2.5</b>  | <b>0.0</b>  |
| 10-14                            | 0           | 0           | 0           | 0.0         | 0.0         | 0.0         |
| 15-17                            | 0           | 0           | 0           | 0.0         | 0.0         | 0.0         |
| 18-19                            | 0           | 0           | 0           | 0.0         | 0.0         | 0.0         |
| Age of Mother                    |             |             |             |             |             |             |
| 20-24                            | 0           | 0           | 0           | 0.0         | 0.0         | 0.0         |
| 25-29                            | 3           | 3           | 0           | 12.0        | 14.2        | 0.0         |
| 30-34                            | 0           | 0           | 0           | 0.0         | 0.0         | 0.0         |
| 35-39                            | 0           | 0           | 0           | 0.0         | 0.0         | 0.0         |
| 40-44                            | 0           | 0           | 0           | 0.0         | 0.0         | 0.0         |
| >44                              | 0           | 0           | 0           | 0.0         | 0.0         | 0.0         |
| <b>INDUCED TERMINATION RATE</b>  | <b>25</b>   | <b>19</b>   | <b>5</b>    | <b>16.7</b> | <b>16.1</b> | <b>16.1</b> |
| 10-14                            | 0           | 0           | 0           | 0.0         | 0.0         | 0.0         |
| 15-17                            | 1           | 1           | 0           | 5.1         | 7.0         | 0.0         |
| 18-19                            | 4           | 3           | 1           | 37.4        | 38.0        | 35.7        |
| Age of Recipient                 |             |             |             |             |             |             |
| 20-24                            | 8           | 7           | 1           | 27.7        | 32.9        | 13.2        |
| 25-29                            | 7           | 4           | 2           | 27.9        | 19.0        | 50.0        |
| 30-34                            | 4           | 3           | 1           | 16.2        | 14.4        | 25.6        |
| 35-39                            | 1           | 1           | 0           | 4.5         | 5.6         | 0.0         |
| 40-44                            | 0           | 0           | 0           | 0.0         | 0.0         | 0.0         |
| >44                              | 0           | 0           | 0           | 0.0         | 0.0         | 0.0         |
| <b>MARRIAGES</b>                 | <b>77</b>   | <b>66</b>   | <b>11</b>   | <b>10.7</b> | <b>11.1</b> | <b>8.6</b>  |
| <b>DIVORCES</b>                  | <b>63</b>   | <b>54</b>   | <b>3</b>    | <b>8.7</b>  | <b>9.1</b>  | <b>2.4</b>  |

## SELECTED VITAL STATISTICS BY RACE, BY COUNTY, 1989

| ITEM                      | HENRY  |       |       |       |       |       |
|---------------------------|--------|-------|-------|-------|-------|-------|
|                           | NUMBER |       |       | RATE  |       |       |
|                           | Total  | White | Black | Total | White | Black |
| POPULATION                | 46714  | 38131 | 8583  | 0.0   | 0.0   | 0.0   |
| LIVE BIRTHS               | 979    | 857   | 115   | 21.0  | 22.5  | 13.4  |
| 10-14                     | 1      | 1     | 0     | 0.5   | 0.7   | 0.0   |
| 15-17                     | 42     | 29    | 13    | 33.5  | 30.9  | 41.1  |
| 18-19                     | 69     | 53    | 16    | 90.1  | 100.2 | 67.5  |
| Age of Mother             |        |       |       |       |       |       |
| 20-24                     | 273    | 234   | 37    | 148.9 | 162.8 | 93.2  |
| 25-29                     | 347    | 317   | 25    | 174.7 | 186.9 | 86.2  |
| 30-34                     | 190    | 172   | 18    | 100.6 | 106.5 | 65.7  |
| 35-39                     | 50     | 46    | 4     | 31.8  | 34.4  | 17.3  |
| 40-44                     | 7      | 5     | 2     | 5.1   | 4.5   | 7.4   |
| >44                       | 0      | 0     | 0     | 0.0   | 0.0   | 0.0   |
| UNWED MOTHER BIRTH RATE   | 167    | 89    | 78    | 15.6  | 10.3  | 38.7  |
| 10-14                     | 1      | 1     | 0     | 0.5   | 0.7   | 0.0   |
| 15-17                     | 30     | 18    | 12    | 23.9  | 19.2  | 38.0  |
| 18-19                     | 30     | 15    | 15    | 39.2  | 28.4  | 63.3  |
| Age of Mother             |        |       |       |       |       |       |
| 20-24                     | 61     | 34    | 27    | 33.3  | 23.7  | 68.0  |
| 25-29                     | 32     | 14    | 18    | 16.1  | 8.3   | 62.1  |
| 30-34                     | 11     | 5     | 6     | 5.8   | 3.1   | 21.9  |
| 35-39                     | 2      | 2     | 0     | 1.3   | 1.5   | 0.0   |
| 40-44                     | 0      | 0     | 0     | 0.0   | 0.0   | 0.0   |
| >44                       | 0      | 0     | 0     | 0.0   | 0.0   | 0.0   |
| % BIRTH WEIGHT (grams)    |        |       |       |       |       |       |
| <500                      | 1      | 1     | 0     | 0.1   | 0.1   | 0.0   |
| 500-1499                  | 13     | 11    | 2     | 1.3   | 1.3   | 1.7   |
| 1500-2499                 | 57     | 43    | 13    | 5.8   | 5.0   | 11.3  |
| 2500-3999                 | 780    | 679   | 96    | 79.7  | 79.2  | 83.5  |
| ≥4000                     | 128    | 123   | 4     | 13.1  | 14.4  | 3.5   |
| % OUT OF HOSPITAL BIRTHS  | 3      | 2     | 1     | 0.3   | 0.2   | 0.9   |
| SPONTANEOUS ABORTION RATE | 73     | 67    | 5     | 6.8   | 7.7   | 2.5   |
| 10-14                     | 0      | 0     | 0     | 0.0   | 0.0   | 0.0   |
| 15-17                     | 1      | 0     | 1     | 0.8   | 0.0   | 3.2   |
| 18-19                     | 5      | 3     | 2     | 6.5   | 5.7   | 8.4   |
| Age of Mother             |        |       |       |       |       |       |
| 20-24                     | 20     | 19    | 1     | 10.9  | 13.2  | 2.5   |
| 25-29                     | 21     | 21    | 0     | 10.6  | 12.4  | 0.0   |
| 30-34                     | 19     | 17    | 1     | 10.1  | 10.5  | 3.6   |
| 35-39                     | 7      | 7     | 0     | 4.5   | 5.2   | 0.0   |
| 40-44                     | 0      | 0     | 0     | 0.0   | 0.0   | 0.0   |
| >44                       | 0      | 0     | 0     | 0.0   | 0.0   | 0.0   |
| INDUCED TERMINATION RATE  | 246    | 209   | 34    | 23.0  | 24.1  | 16.9  |
| 10-14                     | 0      | 0     | 0     | 0.0   | 0.0   | 0.0   |
| 15-17                     | 33     | 27    | 6     | 26.3  | 28.8  | 19.0  |
| 18-19                     | 52     | 43    | 9     | 67.9  | 81.3  | 38.0  |
| Age of Recipient          |        |       |       |       |       |       |
| 20-24                     | 67     | 58    | 7     | 36.5  | 40.4  | 17.6  |
| 25-29                     | 49     | 41    | 7     | 24.7  | 24.2  | 24.1  |
| 30-34                     | 29     | 25    | 4     | 15.4  | 15.5  | 14.6  |
| 35-39                     | 11     | 11    | 0     | 7.0   | 8.2   | 0.0   |
| 40-44                     | 5      | 4     | 1     | 3.6   | 3.6   | 3.7   |
| >44                       | 0      | 0     | 0     | 0.0   | 0.0   | 0.0   |
| MARRIAGES                 | 435    | 387   | 47    | 9.3   | 10.1  | 5.5   |
| DIVORCES                  | 374    | 333   | 27    | 8.0   | 8.7   | 3.1   |

## SELECTED VITAL STATISTICS BY RACE, BY COUNTY, 1989

| ITEM                             | HOUSTON      |              |              |             |             |             |
|----------------------------------|--------------|--------------|--------------|-------------|-------------|-------------|
|                                  | NUMBER       |              |              | RATE        |             |             |
|                                  | Total        | White        | Black        | Total       | White       | Black       |
| <b>POPULATION</b>                | <b>91885</b> | <b>71843</b> | <b>20042</b> | <b>0.0</b>  | <b>0.0</b>  | <b>0.0</b>  |
| <b>LIVE BIRTHS</b>               | <b>1475</b>  | <b>1026</b>  | <b>431</b>   | <b>16.1</b> | <b>14.3</b> | <b>21.5</b> |
| 10-14                            | 3            | 0            | 3            | 0.8         | 0.0         | 2.8         |
| 15-17                            | 82           | 34           | 48           | 28.3        | 15.3        | 70.6        |
| 18-19                            | 142          | 89           | 52           | 77.7        | 64.4        | 117.1       |
| Age of Mother                    |              |              |              |             |             |             |
| 20-24                            | 457          | 290          | 162          | 104.6       | 88.1        | 149.9       |
| 25-29                            | 473          | 362          | 105          | 122.9       | 128.8       | 101.0       |
| 30-34                            | 240          | 187          | 49           | 64.8        | 66.0        | 56.6        |
| 35-39                            | 72           | 58           | 12           | 23.5        | 23.1        | 21.5        |
| 40-44                            | 6            | 6            | 0            | 2.0         | 2.4         | 0.0         |
| >44                              | 0            | 0            | 0            | 0.0         | 0.0         | 0.0         |
| <b>UNWED MOTHER BIRTH RATE</b>   | <b>402</b>   | <b>137</b>   | <b>264</b>   | <b>17.7</b> | <b>7.8</b>  | <b>51.3</b> |
| 10-14                            | 3            | 0            | 3            | 0.8         | 0.0         | 2.8         |
| 15-17                            | 65           | 21           | 44           | 22.4        | 9.5         | 64.7        |
| 18-19                            | 83           | 37           | 45           | 45.4        | 26.8        | 101.4       |
| Age of Mother                    |              |              |              |             |             |             |
| 20-24                            | 156          | 42           | 114          | 35.7        | 12.8        | 105.5       |
| 25-29                            | 61           | 26           | 35           | 15.8        | 9.3         | 33.7        |
| 30-34                            | 24           | 7            | 17           | 6.5         | 2.5         | 19.6        |
| 35-39                            | 10           | 4            | 6            | 3.3         | 1.6         | 10.8        |
| 40-44                            | 0            | 0            | 0            | 0.0         | 0.0         | 0.0         |
| >44                              | 0            | 0            | 0            | 0.0         | 0.0         | 0.0         |
| <b>% BIRTH WEIGHT (grams)</b>    |              |              |              |             |             |             |
| <500                             | 0            | 0            | 0            | 0.0         | 0.0         | 0.0         |
| 500-1499                         | 19           | 7            | 12           | 1.3         | 0.7         | 2.8         |
| 1500-2499                        | 93           | 46           | 47           | 6.3         | 4.5         | 10.9        |
| 2500-3999                        | 1191         | 831          | 343          | 80.7        | 81.0        | 79.6        |
| ≥4000                            | 172          | 142          | 29           | 11.7        | 13.8        | 6.7         |
| <b>% OUT OF HOSPITAL BIRTHS</b>  | <b>2</b>     | <b>1</b>     | <b>1</b>     | <b>0.1</b>  | <b>0.1</b>  | <b>0.2</b>  |
| <b>SPONTANEOUS ABORTION RATE</b> | <b>129</b>   | <b>82</b>    | <b>44</b>    | <b>5.7</b>  | <b>4.7</b>  | <b>8.6</b>  |
| 10-14                            | 0            | 0            | 0            | 0.0         | 0.0         | 0.0         |
| 15-17                            | 6            | 3            | 3            | 2.1         | 1.4         | 4.4         |
| 18-19                            | 9            | 4            | 5            | 4.9         | 2.9         | 11.3        |
| Age of Mother                    |              |              |              |             |             |             |
| 20-24                            | 35           | 27           | 8            | 8.0         | 8.2         | 7.4         |
| 25-29                            | 43           | 24           | 17           | 11.2        | 8.5         | 16.3        |
| 30-34                            | 24           | 16           | 7            | 6.5         | 5.6         | 8.1         |
| 35-39                            | 10           | 7            | 3            | 3.3         | 2.8         | 5.4         |
| 40-44                            | 2            | 1            | 1            | 0.7         | 0.4         | 2.1         |
| >44                              | 0            | 0            | 0            | 0.0         | 0.0         | 0.0         |
| <b>INDUCED TERMINATION RATE</b>  | <b>252</b>   | <b>175</b>   | <b>64</b>    | <b>11.1</b> | <b>10.0</b> | <b>12.4</b> |
| 10-14                            | 2            | 0            | 2            | 0.5         | 0.0         | 1.9         |
| 15-17                            | 22           | 20           | 2            | 7.6         | 9.0         | 2.9         |
| 18-19                            | 38           | 30           | 6            | 20.8        | 21.7        | 13.5        |
| Age of Recipient                 |              |              |              |             |             |             |
| 20-24                            | 73           | 54           | 17           | 16.7        | 16.4        | 15.7        |
| 25-29                            | 67           | 45           | 20           | 17.4        | 16.0        | 19.2        |
| 30-34                            | 32           | 21           | 9            | 8.6         | 7.4         | 10.4        |
| 35-39                            | 13           | 4            | 8            | 4.2         | 1.6         | 14.3        |
| 40-44                            | 5            | 1            | 0            | 1.7         | 0.4         | 0.0         |
| >44                              | 0            | 0            | 0            | 0.0         | 0.0         | 0.0         |
| <b>MARRIAGES</b>                 | <b>930</b>   | <b>752</b>   | <b>176</b>   | <b>10.1</b> | <b>10.5</b> | <b>8.8</b>  |
| <b>DIVORCES</b>                  | <b>654</b>   | <b>519</b>   | <b>116</b>   | <b>7.1</b>  | <b>7.2</b>  | <b>5.8</b>  |



## SELECTED VITAL STATISTICS BY RACE, BY COUNTY, 1989

| ITEM                             | IRWIN  |       |       |       |       |       |
|----------------------------------|--------|-------|-------|-------|-------|-------|
|                                  | NUMBER |       |       | RATE  |       |       |
|                                  | Total  | White | Black | Total | White | Black |
| <b>POPULATION</b>                | 9592   | 6618  | 2974  | 0.0   | 0.0   | 0.0   |
| <b>LIVE BIRTHS</b>               | 125    | 59    | 66    | 13.0  | 8.9   | 22.2  |
| 10-14                            | 0      | 0     | 0     | 0.0   | 0.0   | 0.0   |
| 15-17                            | 5      | 1     | 4     | 15.7  | 4.8   | 36.7  |
| 18-19                            | 26     | 9     | 17    | 192.6 | 112.5 | 309.1 |
| 20-24                            | 45     | 23    | 22    | 135.1 | 102.2 | 203.7 |
| 25-29                            | 25     | 12    | 13    | 80.1  | 63.8  | 104.8 |
| 30-34                            | 15     | 8     | 7     | 45.0  | 32.9  | 77.8  |
| 35-39                            | 9      | 6     | 3     | 31.1  | 30.5  | 32.6  |
| 40-44                            | 0      | 0     | 0     | 0.0   | 0.0   | 0.0   |
| >44                              | 0      | 0     | 0     | 0.0   | 0.0   | 0.0   |
| <b>UNWED MOTHER BIRTH RATE</b>   | 61     | 6     | 55    | 31.3  | 4.6   | 86.2  |
| 10-14                            | 0      | 0     | 0     | 0.0   | 0.0   | 0.0   |
| 15-17                            | 5      | 1     | 4     | 15.7  | 4.8   | 36.7  |
| 18-19                            | 20     | 3     | 17    | 148.1 | 37.5  | 309.1 |
| 20-24                            | 21     | 2     | 19    | 63.1  | 8.9   | 175.9 |
| 25-29                            | 8      | 0     | 8     | 25.6  | 0.0   | 64.5  |
| 30-34                            | 5      | 0     | 5     | 15.0  | 0.0   | 55.6  |
| 35-39                            | 2      | 0     | 2     | 6.9   | 0.0   | 21.7  |
| 40-44                            | 0      | 0     | 0     | 0.0   | 0.0   | 0.0   |
| >44                              | 0      | 0     | 0     | 0.0   | 0.0   | 0.0   |
| <b>% BIRTH WEIGHT (grams)</b>    |        |       |       |       |       |       |
| <500                             | 1      | 0     | 1     | 0.8   | 0.0   | 1.5   |
| 500-1499                         | 2      | 0     | 2     | 1.6   | 0.0   | 3.0   |
| 1500-2499                        | 8      | 2     | 6     | 6.4   | 3.4   | 9.1   |
| 2500-3999                        | 104    | 48    | 56    | 83.2  | 81.4  | 84.8  |
| ≥4000                            | 10     | 9     | 1     | 8.0   | 15.3  | 1.5   |
| <b>% OUT OF HOSPITAL BIRTHS</b>  | 0      | 0     | 0     | 0.0   | 0.0   | 0.0   |
| <b>SPONTANEOUS ABORTION RATE</b> | 3      | 1     | 2     | 1.5   | 0.8   | 3.1   |
| 10-14                            | 0      | 0     | 0     | 0.0   | 0.0   | 0.0   |
| 15-17                            | 0      | 0     | 0     | 0.0   | 0.0   | 0.0   |
| 18-19                            | 2      | 0     | 2     | 14.8  | 0.0   | 36.4  |
| 20-24                            | 0      | 0     | 0     | 0.0   | 0.0   | 0.0   |
| 25-29                            | 1      | 1     | 0     | 3.2   | 5.3   | 0.0   |
| 30-34                            | 0      | 0     | 0     | 0.0   | 0.0   | 0.0   |
| 35-39                            | 0      | 0     | 0     | 0.0   | 0.0   | 0.0   |
| 40-44                            | 0      | 0     | 0     | 0.0   | 0.0   | 0.0   |
| >44                              | 0      | 0     | 0     | 0.0   | 0.0   | 0.0   |
| <b>INDUCED TERMINATION RATE</b>  | 11     | 9     | 2     | 5.6   | 6.9   | 3.1   |
| 10-14                            | 0      | 0     | 0     | 0.0   | 0.0   | 0.0   |
| 15-17                            | 1      | 1     | 0     | 3.1   | 4.8   | 0.0   |
| 18-19                            | 2      | 2     | 0     | 14.8  | 25.0  | 0.0   |
| 20-24                            | 3      | 1     | 2     | 9.0   | 4.4   | 18.5  |
| 25-29                            | 4      | 4     | 0     | 12.8  | 21.3  | 0.0   |
| 30-34                            | 1      | 1     | 0     | 3.0   | 4.1   | 0.0   |
| 35-39                            | 0      | 0     | 0     | 0.0   | 0.0   | 0.0   |
| 40-44                            | 0      | 0     | 0     | 0.0   | 0.0   | 0.0   |
| >44                              | 0      | 0     | 0     | 0.0   | 0.0   | 0.0   |
| <b>MARRIAGES</b>                 | 59     | 44    | 15    | 6.2   | 6.6   | 5.0   |
| <b>DIVORCES</b>                  | 37     | 31    | 6     | 3.9   | 4.7   | 2.0   |

## SELECTED VITAL STATISTICS BY RACE, BY COUNTY, 1989

| ITEM                             | JACKSON      |              |             |             |             |             |
|----------------------------------|--------------|--------------|-------------|-------------|-------------|-------------|
|                                  | NUMBER       |              |             | RATE        |             |             |
|                                  | Total        | White        | Black       | Total       | White       | Black       |
| <b>POPULATION</b>                | <b>28424</b> | <b>25292</b> | <b>3132</b> | <b>0.0</b>  | <b>0.0</b>  | <b>0.0</b>  |
| <b>LIVE BIRTHS</b>               | <b>440</b>   | <b>395</b>   | <b>43</b>   | <b>15.5</b> | <b>15.6</b> | <b>13.7</b> |
| 10-14                            | 0            | 0            | 0           | 0.0         | 0.0         | 0.0         |
| 15-17                            | 34           | 31           | 3           | 40.9        | 44.3        | 22.9        |
| 18-19                            | 62           | 53           | 8           | 128.1       | 131.2       | 100.0       |
| Age of Mother                    |              |              |             |             |             |             |
| 20-24                            | 154          | 142          | 12          | 126.6       | 130.3       | 95.2        |
| 25-29                            | 119          | 104          | 15          | 116.9       | 115.3       | 129.3       |
| 30-34                            | 53           | 48           | 4           | 47.6        | 48.1        | 34.5        |
| 35-39                            | 16           | 15           | 1           | 17.5        | 18.5        | 9.5         |
| 40-44                            | 2            | 2            | 0           | 2.4         | 2.7         | 0.0         |
| >44                              | 0            | 0            | 0           | 0.0         | 0.0         | 0.0         |
| <b>UNWED MOTHER BIRTH RATE</b>   | <b>92</b>    | <b>64</b>    | <b>28</b>   | <b>14.4</b> | <b>11.4</b> | <b>36.8</b> |
| 10-14                            | 0            | 0            | 0           | 0.0         | 0.0         | 0.0         |
| 15-17                            | 13           | 10           | 3           | 15.6        | 14.3        | 22.9        |
| 18-19                            | 20           | 14           | 6           | 41.3        | 34.7        | 75.0        |
| Age of Mother                    |              |              |             |             |             |             |
| 20-24                            | 33           | 24           | 9           | 27.1        | 22.0        | 71.4        |
| 25-29                            | 18           | 11           | 7           | 17.7        | 12.2        | 60.3        |
| 30-34                            | 4            | 2            | 2           | 3.6         | 2.0         | 17.2        |
| 35-39                            | 4            | 3            | 1           | 4.4         | 3.7         | 9.5         |
| 40-44                            | 0            | 0            | 0           | 0.0         | 0.0         | 0.0         |
| >44                              | 0            | 0            | 0           | 0.0         | 0.0         | 0.0         |
| <b>% BIRTH WEIGHT (grams)</b>    |              |              |             |             |             |             |
| <500                             | 1            | 0            | 1           | 0.2         | 0.0         | 2.3         |
| 500-1499                         | 5            | 5            | 0           | 1.1         | 1.3         | 0.0         |
| 1500-2499                        | 20           | 16           | 4           | 4.5         | 4.1         | 9.3         |
| 2500-3999                        | 364          | 324          | 38          | 82.7        | 82.0        | 88.4        |
| ≥4000                            | 50           | 50           | 0           | 11.4        | 12.7        | 0.0         |
| <b>% OUT OF HOSPITAL BIRTHS</b>  | <b>2</b>     | <b>2</b>     | <b>0</b>    | <b>0.5</b>  | <b>0.5</b>  | <b>0.0</b>  |
| <b>SPONTANEOUS ABORTION RATE</b> | <b>34</b>    | <b>30</b>    | <b>4</b>    | <b>5.3</b>  | <b>5.3</b>  | <b>5.3</b>  |
| 10-14                            | 1            | 0            | 1           | 0.8         | 0.0         | 5.7         |
| 15-17                            | 3            | 2            | 1           | 3.6         | 2.9         | 7.6         |
| 18-19                            | 3            | 3            | 0           | 6.2         | 7.4         | 0.0         |
| Age of Mother                    |              |              |             |             |             |             |
| 20-24                            | 9            | 8            | 1           | 7.4         | 7.3         | 7.9         |
| 25-29                            | 10           | 10           | 0           | 9.8         | 11.1        | 0.0         |
| 30-34                            | 3            | 3            | 0           | 2.7         | 3.0         | 0.0         |
| 35-39                            | 4            | 3            | 1           | 4.4         | 3.7         | 9.5         |
| 40-44                            | 1            | 1            | 0           | 1.2         | 1.4         | 0.0         |
| >44                              | 0            | 0            | 0           | 0.0         | 0.0         | 0.0         |
| <b>INDUCED TERMINATION RATE</b>  | <b>76</b>    | <b>60</b>    | <b>14</b>   | <b>11.9</b> | <b>10.6</b> | <b>18.4</b> |
| 10-14                            | 3            | 2            | 1           | 2.4         | 1.9         | 5.7         |
| 15-17                            | 13           | 11           | 2           | 15.6        | 15.7        | 15.3        |
| 18-19                            | 13           | 12           | 1           | 26.9        | 29.7        | 12.5        |
| Age of Recipient                 |              |              |             |             |             |             |
| 20-24                            | 20           | 14           | 4           | 16.4        | 12.8        | 31.7        |
| 25-29                            | 12           | 8            | 4           | 11.8        | 8.9         | 34.5        |
| 30-34                            | 7            | 5            | 2           | 6.3         | 5.0         | 17.2        |
| 35-39                            | 6            | 6            | 0           | 6.6         | 7.4         | 0.0         |
| 40-44                            | 2            | 2            | 0           | 2.4         | 2.7         | 0.0         |
| >44                              | 0            | 0            | 0           | 0.0         | 0.0         | 0.0         |
| <b>MARRIAGES</b>                 | <b>239</b>   | <b>215</b>   | <b>24</b>   | <b>8.4</b>  | <b>8.5</b>  | <b>7.7</b>  |
| <b>DIVORCES</b>                  | <b>63</b>    | <b>60</b>    | <b>2</b>    | <b>2.2</b>  | <b>2.4</b>  | <b>0.6</b>  |

## SELECTED VITAL STATISTICS BY RACE, BY COUNTY, 1989

| ITEM                             | JASPER      |             |             |             |             |             |
|----------------------------------|-------------|-------------|-------------|-------------|-------------|-------------|
|                                  | NUMBER      |             |             | RATE        |             |             |
|                                  | Total       | White       | Black       | Total       | White       | Black       |
| <b>POPULATION</b>                | <b>8847</b> | <b>5259</b> | <b>3588</b> | <b>0.0</b>  | <b>0.0</b>  | <b>0.0</b>  |
| <b>LIVE BIRTHS</b>               | <b>125</b>  | <b>62</b>   | <b>63</b>   | <b>14.1</b> | <b>11.8</b> | <b>17.6</b> |
| 10-14                            | 0           | 0           | 0           | 0.0         | 0.0         | 0.0         |
| 15-17                            | 10          | 7           | 3           | 39.8        | 55.1        | 24.2        |
| 18-19                            | 14          | 7           | 7           | 116.7       | 125.0       | 109.4       |
| 20-24                            | 44          | 14          | 30          | 121.5       | 71.1        | 181.8       |
| 25-29                            | 32          | 17          | 15          | 89.6        | 91.9        | 87.2        |
| 30-34                            | 13          | 10          | 3           | 38.5        | 52.6        | 20.3        |
| 35-39                            | 10          | 5           | 5           | 37.5        | 29.2        | 52.1        |
| 40-44                            | 2           | 2           | 0           | 9.9         | 14.8        | 0.0         |
| >44                              | 0           | 0           | 0           | 0.0         | 0.0         | 0.0         |
| <b>UNWED MOTHER BIRTH RATE</b>   | <b>51</b>   | <b>10</b>   | <b>41</b>   | <b>26.9</b> | <b>9.4</b>  | <b>49.0</b> |
| 10-14                            | 0           | 0           | 0           | 0.0         | 0.0         | 0.0         |
| 15-17                            | 6           | 3           | 3           | 23.9        | 23.6        | 24.2        |
| 18-19                            | 9           | 2           | 7           | 75.0        | 35.7        | 109.4       |
| 20-24                            | 23          | 2           | 21          | 63.5        | 10.2        | 127.3       |
| 25-29                            | 11          | 3           | 8           | 30.8        | 16.2        | 46.5        |
| 30-34                            | 2           | 0           | 2           | 5.9         | 0.0         | 13.5        |
| 35-39                            | 0           | 0           | 0           | 0.0         | 0.0         | 0.0         |
| 40-44                            | 0           | 0           | 0           | 0.0         | 0.0         | 0.0         |
| >44                              | 0           | 0           | 0           | 0.0         | 0.0         | 0.0         |
| <b>% BIRTH WEIGHT (grams)</b>    |             |             |             |             |             |             |
| <500                             | 1           | 1           | 0           | 0.8         | 1.6         | 0.0         |
| 500-1499                         | 2           | 0           | 2           | 1.6         | 0.0         | 3.2         |
| 1500-2499                        | 10          | 3           | 7           | 8.0         | 4.8         | 11.1        |
| 2500-3999                        | 105         | 53          | 52          | 84.0        | 85.5        | 82.5        |
| ≥4000                            | 7           | 5           | 2           | 5.6         | 8.1         | 3.2         |
| <b>% OUT OF HOSPITAL BIRTHS</b>  | <b>2</b>    | <b>1</b>    | <b>1</b>    | <b>1.6</b>  | <b>1.6</b>  | <b>1.6</b>  |
| <b>SPONTANEOUS ABORTION RATE</b> | <b>10</b>   | <b>5</b>    | <b>5</b>    | <b>5.3</b>  | <b>4.7</b>  | <b>6.0</b>  |
| 10-14                            | 0           | 0           | 0           | 0.0         | 0.0         | 0.0         |
| 15-17                            | 1           | 1           | 0           | 4.0         | 7.9         | 0.0         |
| 18-19                            | 0           | 0           | 0           | 0.0         | 0.0         | 0.0         |
| 20-24                            | 1           | 0           | 1           | 2.8         | 0.0         | 6.1         |
| 25-29                            | 3           | 1           | 2           | 8.4         | 5.4         | 11.6        |
| 30-34                            | 3           | 3           | 0           | 8.9         | 15.8        | 0.0         |
| 35-39                            | 1           | 0           | 1           | 3.7         | 0.0         | 10.4        |
| 40-44                            | 1           | 0           | 1           | 4.9         | 0.0         | 14.7        |
| >44                              | 0           | 0           | 0           | 0.0         | 0.0         | 0.0         |
| <b>INDUCED TERMINATION RATE</b>  | <b>25</b>   | <b>11</b>   | <b>14</b>   | <b>13.2</b> | <b>10.4</b> | <b>16.7</b> |
| 10-14                            | 0           | 0           | 0           | 0.0         | 0.0         | 0.0         |
| 15-17                            | 5           | 3           | 2           | 19.9        | 23.6        | 16.1        |
| 18-19                            | 3           | 1           | 2           | 25.0        | 17.9        | 31.2        |
| 20-24                            | 8           | 3           | 5           | 22.1        | 15.2        | 30.3        |
| 25-29                            | 5           | 1           | 4           | 14.0        | 5.4         | 23.3        |
| 30-34                            | 3           | 2           | 1           | 8.9         | 10.5        | 6.8         |
| 35-39                            | 1           | 1           | 0           | 3.7         | 5.8         | 0.0         |
| 40-44                            | 0           | 0           | 0           | 0.0         | 0.0         | 0.0         |
| >44                              | 0           | 0           | 0           | 0.0         | 0.0         | 0.0         |
| <b>MARRIAGES</b>                 | <b>65</b>   | <b>42</b>   | <b>23</b>   | <b>7.3</b>  | <b>8.0</b>  | <b>6.4</b>  |
| <b>DIVORCES</b>                  | <b>43</b>   | <b>23</b>   | <b>7</b>    | <b>4.9</b>  | <b>4.4</b>  | <b>2.0</b>  |

## SELECTED VITAL STATISTICS BY RACE, BY COUNTY, 1989

| ITEM                         |                         | JEFF DAVIS |       |       |       |       |       |
|------------------------------|-------------------------|------------|-------|-------|-------|-------|-------|
|                              |                         | NUMBER     |       |       | RATE  |       |       |
|                              |                         | Total      | White | Black | Total | White | Black |
| POPULATION                   |                         | 12940      | 10856 | 2084  | 0.0   | 0.0   | 0.0   |
| LIVE BIRTHS                  |                         | 173        | 143   | 30    | 13.4  | 13.2  | 14.4  |
| 10-14                        |                         | 1          | 0     | 1     | 1.7   | 0.0   | 10.5  |
| 15-17                        |                         | 8          | 7     | 1     | 19.0  | 20.5  | 12.5  |
| 18-19                        |                         | 26         | 20    | 6     | 136.1 | 130.7 | 157.9 |
| Age<br>of<br>Mother          | 20-24                   | 69         | 55    | 14    | 126.1 | 124.7 | 132.1 |
|                              | 25-29                   | 50         | 49    | 1     | 99.4  | 116.4 | 12.2  |
|                              | 30-34                   | 14         | 10    | 4     | 27.9  | 23.0  | 59.7  |
|                              | 35-39                   | 4          | 1     | 3     | 10.2  | 2.8   | 90.9  |
|                              | 40-44                   | 1          | 1     | 0     | 3.1   | 3.7   | 0.0   |
|                              | >44                     | 0          | 0     | 0     | 0.0   | 0.0   | 0.0   |
|                              | UNWED MOTHER BIRTH RATE |            | 37    | 23    | 14    | 12.9  | 9.5   |
| 10-14                        |                         | 1          | 0     | 1     | 1.7   | 0.0   | 10.5  |
| 15-17                        |                         | 2          | 1     | 1     | 4.8   | 2.9   | 12.5  |
| 18-19                        |                         | 9          | 5     | 4     | 47.1  | 32.7  | 105.3 |
| Age<br>of<br>Mother          | 20-24                   | 18         | 12    | 6     | 32.9  | 27.2  | 56.6  |
|                              | 25-29                   | 4          | 4     | 0     | 8.0   | 9.5   | 0.0   |
|                              | 30-34                   | 2          | 1     | 1     | 4.0   | 2.3   | 14.9  |
|                              | 35-39                   | 1          | 0     | 1     | 2.6   | 0.0   | 30.3  |
|                              | 40-44                   | 0          | 0     | 0     | 0.0   | 0.0   | 0.0   |
|                              | >44                     | 0          | 0     | 0     | 0.0   | 0.0   | 0.0   |
| % BIRTH<br>WEIGHT<br>(grams) | <500                    | 0          | 0     | 0     | 0.0   | 0.0   | 0.0   |
|                              | 500-1499                | 2          | 1     | 1     | 1.2   | 0.7   | 3.3   |
|                              | 1500-2499               | 9          | 8     | 1     | 5.2   | 5.6   | 3.3   |
|                              | 2500-3999               | 141        | 116   | 25    | 81.5  | 81.1  | 83.3  |
|                              | ≥4000                   | 21         | 18    | 3     | 12.1  | 12.6  | 10.0  |
| % OUT OF HOSPITAL BIRTHS     |                         | 0          | 0     | 0     | 0.0   | 0.0   | 0.0   |
| SPONTANEOUS ABORTION RATE    |                         | 9          | 7     | 2     | 3.1   | 2.9   | 4.4   |
| 10-14                        |                         | 0          | 0     | 0     | 0.0   | 0.0   | 0.0   |
| 15-17                        |                         | 2          | 2     | 0     | 4.8   | 5.9   | 0.0   |
| Age<br>of<br>Mother          | 18-19                   | 2          | 1     | 1     | 10.5  | 6.5   | 26.3  |
|                              | 20-24                   | 2          | 2     | 0     | 3.7   | 4.5   | 0.0   |
|                              | 25-29                   | 2          | 2     | 0     | 4.0   | 4.8   | 0.0   |
|                              | 30-34                   | 1          | 0     | 1     | 2.0   | 0.0   | 14.9  |
|                              | 35-39                   | 0          | 0     | 0     | 0.0   | 0.0   | 0.0   |
|                              | 40-44                   | 0          | 0     | 0     | 0.0   | 0.0   | 0.0   |
|                              | >44                     | 0          | 0     | 0     | 0.0   | 0.0   | 0.0   |
| INDUCED TERMINATION RATE     |                         | 9          | 5     | 4     | 3.1   | 2.1   | 8.8   |
| 10-14                        |                         | 0          | 0     | 0     | 0.0   | 0.0   | 0.0   |
| 15-17                        |                         | 0          | 0     | 0     | 0.0   | 0.0   | 0.0   |
| Age<br>of<br>Recipient       | 18-19                   | 1          | 0     | 1     | 5.2   | 0.0   | 26.3  |
|                              | 20-24                   | 4          | 4     | 0     | 7.3   | 9.1   | 0.0   |
|                              | 25-29                   | 3          | 1     | 2     | 6.0   | 2.4   | 24.4  |
|                              | 30-34                   | 0          | 0     | 0     | 0.0   | 0.0   | 0.0   |
|                              | 35-39                   | 1          | 0     | 1     | 2.6   | 0.0   | 30.3  |
|                              | 40-44                   | 0          | 0     | 0     | 0.0   | 0.0   | 0.0   |
| >44                          | 0                       | 0          | 0     | 0.0   | 0.0   | 0.0   |       |
| MARRIAGES                    |                         | 164        | 146   | 18    | 12.7  | 13.4  | 8.6   |
| DIVORCES                     |                         | 90         | 84    | 6     | 7.0   | 7.7   | 2.9   |

## SELECTED VITAL STATISTICS BY RACE, BY COUNTY, 1989

| ITEM                             | JEFFERSON |       |       |       |       |       |
|----------------------------------|-----------|-------|-------|-------|-------|-------|
|                                  | NUMBER    |       |       | RATE  |       |       |
|                                  | Total     | White | Black | Total | White | Black |
| <b>POPULATION</b>                | 19526     | 8811  | 10715 | 0.0   | 0.0   | 0.0   |
| <b>LIVE BIRTHS</b>               | 329       | 98    | 231   | 16.8  | 11.1  | 21.6  |
| 10-14                            | 2         | 0     | 2     | 2.0   | 0.0   | 3.1   |
| 15-17                            | 31        | 5     | 26    | 54.1  | 25.6  | 68.8  |
| 18-19                            | 42        | 5     | 37    | 121.0 | 40.3  | 165.9 |
| Age of Mother                    |           |       |       |       |       |       |
| 20-24                            | 119       | 29    | 90    | 148.4 | 98.3  | 177.5 |
| 25-29                            | 86        | 35    | 51    | 107.4 | 108.0 | 106.9 |
| 30-34                            | 34        | 18    | 16    | 52.3  | 66.7  | 42.1  |
| 35-39                            | 13        | 5     | 8     | 24.9  | 19.3  | 30.4  |
| 40-44                            | 2         | 1     | 1     | 4.5   | 4.3   | 4.7   |
| >44                              | 0         | 0     | 0     | 0.0   | 0.0   | 0.0   |
| <b>UNWED MOTHER BIRTH RATE</b>   | 191       | 16    | 175   | 46.2  | 9.4   | 71.7  |
| 10-14                            | 2         | 0     | 2     | 2.0   | 0.0   | 3.1   |
| 15-17                            | 30        | 4     | 26    | 52.4  | 20.5  | 68.8  |
| 18-19                            | 38        | 3     | 35    | 109.5 | 24.2  | 157.0 |
| Age of Mother                    |           |       |       |       |       |       |
| 20-24                            | 81        | 7     | 74    | 101.0 | 23.7  | 146.0 |
| 25-29                            | 25        | 1     | 24    | 31.2  | 3.1   | 50.3  |
| 30-34                            | 12        | 1     | 11    | 18.5  | 3.7   | 28.9  |
| 35-39                            | 3         | 0     | 3     | 5.7   | 0.0   | 11.4  |
| 40-44                            | 0         | 0     | 0     | 0.0   | 0.0   | 0.0   |
| >44                              | 0         | 0     | 0     | 0.0   | 0.0   | 0.0   |
| <b>% BIRTH WEIGHT (grams)</b>    |           |       |       |       |       |       |
| <500                             | 1         | 0     | 1     | 0.3   | 0.0   | 0.4   |
| 500-1499                         | 10        | 0     | 10    | 3.0   | 0.0   | 4.3   |
| 1500-2499                        | 29        | 3     | 26    | 8.8   | 3.1   | 11.3  |
| 2500-3999                        | 268       | 79    | 189   | 81.5  | 80.6  | 81.8  |
| ≥4000                            | 21        | 16    | 5     | 6.4   | 16.3  | 2.2   |
| <b>% OUT OF HOSPITAL BIRTHS</b>  | 10        | 1     | 9     | 3.0   | 1.0   | 3.9   |
| <b>SPONTANEOUS ABORTION RATE</b> | 20        | 13    | 7     | 4.8   | 7.7   | 2.9   |
| 10-14                            | 0         | 0     | 0     | 0.0   | 0.0   | 0.0   |
| 15-17                            | 2         | 0     | 2     | 3.5   | 0.0   | 5.3   |
| 18-19                            | 4         | 0     | 4     | 11.5  | 0.0   | 17.9  |
| Age of Mother                    |           |       |       |       |       |       |
| 20-24                            | 4         | 3     | 1     | 5.0   | 10.2  | 2.0   |
| 25-29                            | 5         | 5     | 0     | 6.2   | 15.4  | 0.0   |
| 30-34                            | 2         | 2     | 0     | 3.1   | 7.4   | 0.0   |
| 35-39                            | 1         | 1     | 0     | 1.9   | 3.9   | 0.0   |
| 40-44                            | 2         | 2     | 0     | 4.5   | 8.7   | 0.0   |
| >44                              | 0         | 0     | 0     | 0.0   | 0.0   | 0.0   |
| <b>INDUCED TERMINATION RATE</b>  | 74        | 15    | 59    | 17.9  | 8.8   | 24.2  |
| 10-14                            | 2         | 0     | 2     | 2.0   | 0.0   | 3.1   |
| 15-17                            | 8         | 2     | 6     | 14.0  | 10.3  | 15.9  |
| 18-19                            | 12        | 4     | 8     | 34.6  | 32.3  | 35.9  |
| Age of Recipient                 |           |       |       |       |       |       |
| 20-24                            | 24        | 3     | 21    | 29.9  | 10.2  | 41.4  |
| 25-29                            | 16        | 5     | 11    | 20.0  | 15.4  | 23.1  |
| 30-34                            | 8         | 1     | 7     | 12.3  | 3.7   | 18.4  |
| 35-39                            | 3         | 0     | 3     | 5.7   | 0.0   | 11.4  |
| 40-44                            | 1         | 0     | 1     | 2.3   | 0.0   | 4.7   |
| >44                              | 0         | 0     | 0     | 0.0   | 0.0   | 0.0   |
| <b>MARRIAGES</b>                 | 129       | 62    | 65    | 6.6   | 7.0   | 6.1   |
| <b>DIVORCES</b>                  | 75        | 50    | 23    | 3.8   | 5.7   | 2.1   |

## SELECTED VITAL STATISTICS BY RACE, BY COUNTY, 1989

| ITEM                             | JENKINS     |             |             |             |             |             |
|----------------------------------|-------------|-------------|-------------|-------------|-------------|-------------|
|                                  | NUMBER      |             |             | RATE        |             |             |
|                                  | Total       | White       | Black       | Total       | White       | Black       |
| <b>POPULATION</b>                | <b>9413</b> | <b>5529</b> | <b>3884</b> | <b>0.0</b>  | <b>0.0</b>  | <b>0.0</b>  |
| <b>LIVE BIRTHS</b>               | <b>149</b>  | <b>67</b>   | <b>82</b>   | <b>15.8</b> | <b>12.1</b> | <b>21.1</b> |
| 10-14                            | 2           | 0           | 2           | 4.5         | 0.0         | 8.4         |
| 15-17                            | 14          | 3           | 11          | 52.6        | 25.2        | 74.8        |
| 18-19                            | 19          | 8           | 11          | 87.6        | 76.2        | 98.2        |
| Age of Mother                    |             |             |             |             |             |             |
| 20-24                            | 49          | 17          | 32          | 121.3       | 72.0        | 190.5       |
| 25-29                            | 34          | 22          | 12          | 101.8       | 114.6       | 84.5        |
| 30-34                            | 18          | 12          | 6           | 54.9        | 61.2        | 45.5        |
| 35-39                            | 9           | 5           | 4           | 38.0        | 32.7        | 47.6        |
| 40-44                            | 4           | 0           | 4           | 18.3        | 0.0         | 45.5        |
| >44                              | 0           | 0           | 0           | 0.0         | 0.0         | 0.0         |
| <b>UNWED MOTHER BIRTH RATE</b>   | <b>65</b>   | <b>8</b>    | <b>57</b>   | <b>32.4</b> | <b>7.1</b>  | <b>65.3</b> |
| 10-14                            | 2           | 0           | 2           | 4.5         | 0.0         | 8.4         |
| 15-17                            | 12          | 2           | 10          | 45.1        | 16.8        | 68.0        |
| 18-19                            | 13          | 3           | 10          | 59.9        | 28.6        | 89.3        |
| Age of Mother                    |             |             |             |             |             |             |
| 20-24                            | 25          | 1           | 24          | 61.9        | 4.2         | 142.9       |
| 25-29                            | 5           | 0           | 5           | 15.0        | 0.0         | 35.2        |
| 30-34                            | 4           | 2           | 2           | 12.2        | 10.2        | 15.2        |
| 35-39                            | 2           | 0           | 2           | 8.4         | 0.0         | 23.8        |
| 40-44                            | 2           | 0           | 2           | 9.2         | 0.0         | 22.7        |
| >44                              | 0           | 0           | 0           | 0.0         | 0.0         | 0.0         |
| <b>% BIRTH WEIGHT (grams)</b>    |             |             |             |             |             |             |
| <500                             | 0           | 0           | 0           | 0.0         | 0.0         | 0.0         |
| 500-1499                         | 2           | 0           | 2           | 1.3         | 0.0         | 2.4         |
| 1500-2499                        | 12          | 1           | 11          | 8.1         | 1.5         | 13.4        |
| 2500-3999                        | 123         | 58          | 65          | 82.6        | 86.6        | 79.3        |
| ≥4000                            | 12          | 8           | 4           | 8.1         | 11.9        | 4.9         |
| <b>% OUT OF HOSPITAL BIRTHS</b>  | <b>0</b>    | <b>0</b>    | <b>0</b>    | <b>0.0</b>  | <b>0.0</b>  | <b>0.0</b>  |
| <b>SPONTANEOUS ABORTION RATE</b> | <b>10</b>   | <b>4</b>    | <b>6</b>    | <b>5.0</b>  | <b>3.5</b>  | <b>6.9</b>  |
| 10-14                            | 1           | 0           | 1           | 2.3         | 0.0         | 4.2         |
| 15-17                            | 0           | 0           | 0           | 0.0         | 0.0         | 0.0         |
| 18-19                            | 0           | 0           | 0           | 0.0         | 0.0         | 0.0         |
| Age of Mother                    |             |             |             |             |             |             |
| 20-24                            | 4           | 1           | 3           | 9.9         | 4.2         | 17.9        |
| 25-29                            | 2           | 1           | 1           | 6.0         | 5.2         | 7.0         |
| 30-34                            | 2           | 1           | 1           | 6.1         | 5.1         | 7.6         |
| 35-39                            | 1           | 1           | 0           | 4.2         | 6.5         | 0.0         |
| 40-44                            | 0           | 0           | 0           | 0.0         | 0.0         | 0.0         |
| >44                              | 0           | 0           | 0           | 0.0         | 0.0         | 0.0         |
| <b>INDUCED TERMINATION RATE</b>  | <b>13</b>   | <b>9</b>    | <b>4</b>    | <b>6.5</b>  | <b>8.0</b>  | <b>4.6</b>  |
| 10-14                            | 0           | 0           | 0           | 0.0         | 0.0         | 0.0         |
| 15-17                            | 5           | 4           | 1           | 18.8        | 33.6        | 6.8         |
| 18-19                            | 0           | 0           | 0           | 0.0         | 0.0         | 0.0         |
| Age of Recipient                 |             |             |             |             |             |             |
| 20-24                            | 4           | 2           | 2           | 9.9         | 8.5         | 11.9        |
| 25-29                            | 3           | 2           | 1           | 9.0         | 10.4        | 7.0         |
| 30-34                            | 1           | 1           | 0           | 3.0         | 5.1         | 0.0         |
| 35-39                            | 0           | 0           | 0           | 0.0         | 0.0         | 0.0         |
| 40-44                            | 0           | 0           | 0           | 0.0         | 0.0         | 0.0         |
| >44                              | 0           | 0           | 0           | 0.0         | 0.0         | 0.0         |
| <b>MARRIAGES</b>                 | <b>55</b>   | <b>38</b>   | <b>17</b>   | <b>5.8</b>  | <b>6.9</b>  | <b>4.4</b>  |
| <b>DIVORCES</b>                  | <b>39</b>   | <b>26</b>   | <b>12</b>   | <b>4.1</b>  | <b>4.7</b>  | <b>3.1</b>  |

## SELECTED VITAL STATISTICS BY RACE, BY COUNTY, 1989

| ITEM                             | JOHNSON     |             |             |             |             |             |
|----------------------------------|-------------|-------------|-------------|-------------|-------------|-------------|
|                                  | NUMBER      |             |             | RATE        |             |             |
|                                  | Total       | White       | Black       | Total       | White       | Black       |
| <b>POPULATION</b>                | <b>9006</b> | <b>6128</b> | <b>2878</b> | <b>0.0</b>  | <b>0.0</b>  | <b>0.0</b>  |
| <b>LIVE BIRTHS</b>               | <b>142</b>  | <b>72</b>   | <b>70</b>   | <b>15.8</b> | <b>11.7</b> | <b>24.3</b> |
| 10-14                            | 1           | 0           | 1           | 2.6         | 0.0         | 6.3         |
| 15-17                            | 12          | 2           | 10          | 45.8        | 12.7        | 95.2        |
| 18-19                            | 26          | 10          | 16          | 159.5       | 104.2       | 238.8       |
| Age of Mother                    |             |             |             |             |             |             |
| 20-24                            | 39          | 18          | 21          | 108.0       | 90.5        | 129.6       |
| 25-29                            | 42          | 28          | 14          | 140.9       | 155.6       | 118.6       |
| 30-34                            | 19          | 11          | 8           | 60.7        | 49.8        | 87.0        |
| 35-39                            | 2           | 2           | 0           | 8.2         | 11.0        | 0.0         |
| 40-44                            | 1           | 1           | 0           | 4.2         | 5.8         | 0.0         |
| >44                              | 0           | 0           | 0           | 0.0         | 0.0         | 0.0         |
| <b>UNWED MOTHER BIRTH RATE</b>   | <b>56</b>   | <b>4</b>    | <b>52</b>   | <b>29.8</b> | <b>3.3</b>  | <b>77.4</b> |
| 10-14                            | 1           | 0           | 1           | 2.6         | 0.0         | 6.3         |
| 15-17                            | 10          | 0           | 10          | 38.2        | 0.0         | 95.2        |
| 18-19                            | 16          | 1           | 15          | 98.2        | 10.4        | 223.9       |
| Age of Mother                    |             |             |             |             |             |             |
| 20-24                            | 17          | 2           | 15          | 47.1        | 10.1        | 92.6        |
| 25-29                            | 7           | 0           | 7           | 23.5        | 0.0         | 59.3        |
| 30-34                            | 5           | 1           | 4           | 16.0        | 4.5         | 43.5        |
| 35-39                            | 0           | 0           | 0           | 0.0         | 0.0         | 0.0         |
| 40-44                            | 0           | 0           | 0           | 0.0         | 0.0         | 0.0         |
| >44                              | 0           | 0           | 0           | 0.0         | 0.0         | 0.0         |
| <b>% BIRTH WEIGHT (grams)</b>    |             |             |             |             |             |             |
| <500                             | 3           | 1           | 2           | 2.1         | 1.4         | 2.9         |
| 500-1499                         | 1           | 0           | 1           | 0.7         | 0.0         | 1.4         |
| 1500-2499                        | 9           | 4           | 5           | 6.3         | 5.6         | 7.1         |
| 2500-3999                        | 116         | 58          | 58          | 81.7        | 80.6        | 82.9        |
| ≥4000                            | 13          | 9           | 4           | 9.2         | 12.5        | 5.7         |
| <b>% OUT OF HOSPITAL BIRTHS</b>  | <b>0</b>    | <b>0</b>    | <b>0</b>    | <b>0.0</b>  | <b>0.0</b>  | <b>0.0</b>  |
| <b>SPONTANEOUS ABORTION RATE</b> | <b>8</b>    | <b>5</b>    | <b>3</b>    | <b>4.3</b>  | <b>4.1</b>  | <b>4.5</b>  |
| 10-14                            | 0           | 0           | 0           | 0.0         | 0.0         | 0.0         |
| 15-17                            | 0           | 0           | 0           | 0.0         | 0.0         | 0.0         |
| 18-19                            | 1           | 1           | 0           | 6.1         | 10.4        | 0.0         |
| Age of Mother                    |             |             |             |             |             |             |
| 20-24                            | 1           | 1           | 0           | 2.8         | 5.0         | 0.0         |
| 25-29                            | 4           | 3           | 1           | 13.4        | 16.7        | 8.5         |
| 30-34                            | 0           | 0           | 0           | 0.0         | 0.0         | 0.0         |
| 35-39                            | 2           | 0           | 2           | 8.2         | 0.0         | 31.2        |
| 40-44                            | 0           | 0           | 0           | 0.0         | 0.0         | 0.0         |
| >44                              | 0           | 0           | 0           | 0.0         | 0.0         | 0.0         |
| <b>INDUCED TERMINATION RATE</b>  | <b>16</b>   | <b>9</b>    | <b>7</b>    | <b>8.5</b>  | <b>7.5</b>  | <b>10.4</b> |
| 10-14                            | 0           | 0           | 0           | 0.0         | 0.0         | 0.0         |
| 15-17                            | 2           | 1           | 1           | 7.6         | 6.4         | 9.5         |
| 18-19                            | 3           | 1           | 2           | 18.4        | 10.4        | 29.9        |
| Age of Recipient                 |             |             |             |             |             |             |
| 20-24                            | 5           | 4           | 1           | 13.9        | 20.1        | 6.2         |
| 25-29                            | 1           | 1           | 0           | 3.4         | 5.6         | 0.0         |
| 30-34                            | 4           | 2           | 2           | 12.8        | 9.0         | 21.7        |
| 35-39                            | 1           | 0           | 1           | 4.1         | 0.0         | 15.6        |
| 40-44                            | 0           | 0           | 0           | 0.0         | 0.0         | 0.0         |
| >44                              | 0           | 0           | 0           | 0.0         | 0.0         | 0.0         |
| <b>MARRIAGES</b>                 | <b>79</b>   | <b>49</b>   | <b>21</b>   | <b>8.8</b>  | <b>8.0</b>  | <b>7.3</b>  |
| <b>DIVORCES</b>                  | <b>6</b>    | <b>5</b>    | <b>1</b>    | <b>0.7</b>  | <b>0.8</b>  | <b>0.3</b>  |

## SELECTED VITAL STATISTICS BY RACE, BY COUNTY, 1989

| ITEM                             | JONES        |              |             |             |             |             |
|----------------------------------|--------------|--------------|-------------|-------------|-------------|-------------|
|                                  | NUMBER       |              |             | RATE        |             |             |
|                                  | Total        | White        | Black       | Total       | White       | Black       |
| <b>POPULATION</b>                | <b>20403</b> | <b>14142</b> | <b>6261</b> | <b>0.0</b>  | <b>0.0</b>  | <b>0.0</b>  |
| <b>LIVE BIRTHS</b>               | <b>296</b>   | <b>226</b>   | <b>69</b>   | <b>14.5</b> | <b>16.0</b> | <b>11.0</b> |
| Age of Mother                    |              |              |             |             |             |             |
| 10-14                            | 1            | 0            | 1           | 1.1         | 0.0         | 2.9         |
| 15-17                            | 14           | 10           | 4           | 23.3        | 28.7        | 15.9        |
| 18-19                            | 25           | 19           | 6           | 74.9        | 96.4        | 43.8        |
| 20-24                            | 95           | 72           | 23          | 115.6       | 136.1       | 78.5        |
| 25-29                            | 90           | 75           | 14          | 95.5        | 109.0       | 55.1        |
| 30-34                            | 53           | 36           | 17          | 64.5        | 58.3        | 83.3        |
| 35-39                            | 16           | 13           | 3           | 22.5        | 26.4        | 13.7        |
| 40-44                            | 2            | 1            | 1           | 3.4         | 2.4         | 5.6         |
| >44                              | 0            | 0            | 0           | 0.0         | 0.0         | 0.0         |
| <b>UNWED MOTHER BIRTH RATE</b>   | <b>59</b>    | <b>21</b>    | <b>38</b>   | <b>12.2</b> | <b>6.4</b>  | <b>24.7</b> |
| Age of Mother                    |              |              |             |             |             |             |
| 10-14                            | 1            | 0            | 1           | 1.1         | 0.0         | 2.9         |
| 15-17                            | 8            | 4            | 4           | 13.3        | 11.5        | 15.9        |
| 18-19                            | 12           | 6            | 6           | 35.9        | 30.5        | 43.8        |
| 20-24                            | 21           | 7            | 14          | 25.5        | 13.2        | 47.8        |
| 25-29                            | 8            | 1            | 7           | 8.5         | 1.5         | 27.6        |
| 30-34                            | 8            | 3            | 5           | 9.7         | 4.9         | 24.5        |
| 35-39                            | 1            | 0            | 1           | 1.4         | 0.0         | 4.6         |
| 40-44                            | 0            | 0            | 0           | 0.0         | 0.0         | 0.0         |
| >44                              | 0            | 0            | 0           | 0.0         | 0.0         | 0.0         |
| <b>% BIRTH WEIGHT (grams)</b>    |              |              |             |             |             |             |
| <500                             | 0            | 0            | 0           | 0.0         | 0.0         | 0.0         |
| 500-1499                         | 7            | 6            | 1           | 2.4         | 2.7         | 1.4         |
| 1500-2499                        | 22           | 14           | 8           | 7.4         | 6.2         | 11.6        |
| 2500-3999                        | 240          | 186          | 53          | 81.1        | 82.3        | 76.8        |
| ≥4000                            | 27           | 20           | 7           | 9.1         | 8.8         | 10.1        |
| <b>% OUT OF HOSPITAL BIRTHS</b>  | <b>2</b>     | <b>1</b>     | <b>1</b>    | <b>0.7</b>  | <b>0.4</b>  | <b>1.4</b>  |
| <b>SPONTANEOUS ABORTION RATE</b> | <b>9</b>     | <b>7</b>     | <b>2</b>    | <b>1.9</b>  | <b>2.1</b>  | <b>1.3</b>  |
| Age of Mother                    |              |              |             |             |             |             |
| 10-14                            | 0            | 0            | 0           | 0.0         | 0.0         | 0.0         |
| 15-17                            | 0            | 0            | 0           | 0.0         | 0.0         | 0.0         |
| 18-19                            | 2            | 2            | 0           | 6.0         | 10.2        | 0.0         |
| 20-24                            | 3            | 2            | 1           | 3.6         | 3.8         | 3.4         |
| 25-29                            | 3            | 2            | 1           | 3.2         | 2.9         | 3.9         |
| 30-34                            | 1            | 1            | 0           | 1.2         | 1.6         | 0.0         |
| 35-39                            | 0            | 0            | 0           | 0.0         | 0.0         | 0.0         |
| 40-44                            | 0            | 0            | 0           | 0.0         | 0.0         | 0.0         |
| >44                              | 0            | 0            | 0           | 0.0         | 0.0         | 0.0         |
| <b>INDUCED TERMINATION RATE</b>  | <b>59</b>    | <b>39</b>    | <b>20</b>   | <b>12.2</b> | <b>11.8</b> | <b>13.0</b> |
| Age of Recipient                 |              |              |             |             |             |             |
| 10-14                            | 0            | 0            | 0           | 0.0         | 0.0         | 0.0         |
| 15-17                            | 8            | 7            | 1           | 13.3        | 20.1        | 4.0         |
| 18-19                            | 12           | 7            | 5           | 35.9        | 35.5        | 36.5        |
| 20-24                            | 11           | 5            | 6           | 13.4        | 9.5         | 20.5        |
| 25-29                            | 19           | 14           | 5           | 20.2        | 20.3        | 19.7        |
| 30-34                            | 6            | 4            | 2           | 7.3         | 6.5         | 9.8         |
| 35-39                            | 2            | 1            | 1           | 2.8         | 2.0         | 4.6         |
| 40-44                            | 1            | 1            | 0           | 1.7         | 2.4         | 0.0         |
| >44                              | 0            | 0            | 0           | 0.0         | 0.0         | 0.0         |
| <b>MARRIAGES</b>                 | <b>128</b>   | <b>98</b>    | <b>28</b>   | <b>6.3</b>  | <b>6.9</b>  | <b>4.5</b>  |
| <b>DIVORCES</b>                  | <b>114</b>   | <b>91</b>    | <b>16</b>   | <b>5.6</b>  | <b>6.4</b>  | <b>2.6</b>  |



## SELECTED VITAL STATISTICS BY RACE, BY COUNTY, 1989

| ITEM                             | LAMAR        |             |             |             |             |             |
|----------------------------------|--------------|-------------|-------------|-------------|-------------|-------------|
|                                  | NUMBER       |             |             | RATE        |             |             |
|                                  | Total        | White       | Black       | Total       | White       | Black       |
| <b>POPULATION</b>                | <b>13076</b> | <b>8507</b> | <b>4569</b> | <b>0.0</b>  | <b>0.0</b>  | <b>0.0</b>  |
| <b>LIVE BIRTHS</b>               | <b>217</b>   | <b>116</b>  | <b>101</b>  | <b>16.6</b> | <b>13.6</b> | <b>22.1</b> |
| 10-14                            | 2            | 0           | 2           | 3.4         | 0.0         | 7.2         |
| 15-17                            | 25           | 15          | 10          | 63.1        | 75.4        | 50.8        |
| 18-19                            | 30           | 16          | 14          | 100.0       | 106.7       | 93.3        |
| 20-24                            | 61           | 34          | 27          | 124.0       | 113.7       | 139.9       |
| 25-29                            | 57           | 30          | 27          | 113.1       | 96.8        | 139.2       |
| 30-34                            | 27           | 14          | 13          | 54.8        | 43.3        | 76.5        |
| 35-39                            | 13           | 6           | 7           | 35.0        | 23.9        | 58.3        |
| 40-44                            | 2            | 1           | 1           | 6.3         | 4.7         | 9.7         |
| >44                              | 0            | 0           | 0           | 0.0         | 0.0         | 0.0         |
| <b>UNWED MOTHER BIRTH RATE</b>   | <b>81</b>    | <b>20</b>   | <b>61</b>   | <b>28.2</b> | <b>11.4</b> | <b>54.1</b> |
| 10-14                            | 2            | 0           | 2           | 3.4         | 0.0         | 7.2         |
| 15-17                            | 17           | 8           | 9           | 42.9        | 40.2        | 45.7        |
| 18-19                            | 21           | 7           | 14          | 70.0        | 46.7        | 93.3        |
| 20-24                            | 19           | 3           | 16          | 38.6        | 10.0        | 82.9        |
| 25-29                            | 14           | 2           | 12          | 27.8        | 6.5         | 61.9        |
| 30-34                            | 6            | 0           | 6           | 12.2        | 0.0         | 35.3        |
| 35-39                            | 2            | 0           | 2           | 5.4         | 0.0         | 16.7        |
| 40-44                            | 0            | 0           | 0           | 0.0         | 0.0         | 0.0         |
| >44                              | 0            | 0           | 0           | 0.0         | 0.0         | 0.0         |
| <b>% BIRTH WEIGHT</b>            |              |             |             |             |             |             |
| <500                             | 0            | 0           | 0           | 0.0         | 0.0         | 0.0         |
| 500-1499                         | 5            | 0           | 5           | 2.3         | 0.0         | 5.0         |
| 1500-2499                        | 18           | 9           | 9           | 8.3         | 7.8         | 8.9         |
| 2500-3999                        | 176          | 92          | 84          | 81.1        | 79.3        | 83.2        |
| ≥4000                            | 18           | 15          | 3           | 8.3         | 12.9        | 3.0         |
| <b>% OUT OF HOSPITAL BIRTHS</b>  | <b>2</b>     | <b>1</b>    | <b>1</b>    | <b>0.9</b>  | <b>0.9</b>  | <b>1.0</b>  |
| <b>SPONTANEOUS ABORTION RATE</b> | <b>17</b>    | <b>7</b>    | <b>10</b>   | <b>5.9</b>  | <b>4.0</b>  | <b>8.9</b>  |
| 10-14                            | 1            | 0           | 1           | 1.7         | 0.0         | 3.6         |
| 15-17                            | 0            | 0           | 0           | 0.0         | 0.0         | 0.0         |
| 18-19                            | 0            | 0           | 0           | 0.0         | 0.0         | 0.0         |
| 20-24                            | 7            | 4           | 3           | 14.2        | 13.4        | 15.5        |
| 25-29                            | 5            | 2           | 3           | 9.9         | 6.5         | 15.5        |
| 30-34                            | 3            | 1           | 2           | 6.1         | 3.1         | 11.8        |
| 35-39                            | 1            | 0           | 1           | 2.7         | 0.0         | 8.3         |
| 40-44                            | 0            | 0           | 0           | 0.0         | 0.0         | 0.0         |
| >44                              | 0            | 0           | 0           | 0.0         | 0.0         | 0.0         |
| <b>INDUCED TERMINATION RATE</b>  | <b>38</b>    | <b>20</b>   | <b>17</b>   | <b>13.2</b> | <b>11.4</b> | <b>15.1</b> |
| 10-14                            | 2            | 0           | 2           | 3.4         | 0.0         | 7.2         |
| 15-17                            | 5            | 5           | 0           | 12.6        | 25.1        | 0.0         |
| 18-19                            | 5            | 2           | 3           | 16.7        | 13.3        | 20.0        |
| 20-24                            | 15           | 9           | 6           | 30.5        | 30.1        | 31.1        |
| 25-29                            | 5            | 2           | 3           | 9.9         | 6.5         | 15.5        |
| 30-34                            | 5            | 2           | 3           | 10.1        | 6.2         | 17.6        |
| 35-39                            | 1            | 0           | 0           | 2.7         | 0.0         | 0.0         |
| 40-44                            | 0            | 0           | 0           | 0.0         | 0.0         | 0.0         |
| >44                              | 0            | 0           | 0           | 0.0         | 0.0         | 0.0         |
| <b>MARRIAGES</b>                 | <b>87</b>    | <b>60</b>   | <b>27</b>   | <b>6.7</b>  | <b>7.1</b>  | <b>5.9</b>  |
| <b>DIVORCES</b>                  | <b>79</b>    | <b>59</b>   | <b>14</b>   | <b>6.0</b>  | <b>6.9</b>  | <b>3.1</b>  |

## SELECTED VITAL STATISTICS BY RACE, BY COUNTY, 1989

| ITEM                             |                                 | LEE          |              |             |             |             |             |
|----------------------------------|---------------------------------|--------------|--------------|-------------|-------------|-------------|-------------|
|                                  |                                 | NUMBER       |              |             | RATE        |             |             |
|                                  |                                 | Total        | White        | Black       | Total       | White       | Black       |
| <b>POPULATION</b>                |                                 | <b>16525</b> | <b>12512</b> | <b>4013</b> | <b>0.0</b>  | <b>0.0</b>  | <b>0.0</b>  |
| <b>LIVE BIRTHS</b>               |                                 | <b>245</b>   | <b>191</b>   | <b>53</b>   | <b>14.8</b> | <b>15.3</b> | <b>13.2</b> |
|                                  | 10-14                           | 0            | 0            | 0           | 0.0         | 0.0         | 0.0         |
|                                  | 15-17                           | 12           | 7            | 5           | 22.6        | 18.6        | 32.7        |
|                                  | 18-19                           | 22           | 13           | 9           | 78.6        | 69.1        | 97.8        |
| Age<br>of<br>Mother              | 20-24                           | 73           | 58           | 15          | 107.2       | 116.0       | 82.9        |
|                                  | 25-29                           | 65           | 55           | 10          | 76.9        | 82.2        | 56.8        |
|                                  | 30-34                           | 58           | 51           | 6           | 81.3        | 84.0        | 56.6        |
|                                  | 35-39                           | 15           | 7            | 8           | 24.7        | 13.6        | 85.1        |
|                                  | 40-44                           | 0            | 0            | 0           | 0.0         | 0.0         | 0.0         |
|                                  | >44                             | 0            | 0            | 0           | 0.0         | 0.0         | 0.0         |
|                                  | <b>UNWED MOTHER BIRTH RATE</b>  |              | <b>61</b>    | <b>27</b>   | <b>34</b>   | <b>15.0</b> | <b>8.5</b>  |
|                                  | 10-14                           | 0            | 0            | 0           | 0.0         | 0.0         | 0.0         |
|                                  | 15-17                           | 7            | 2            | 5           | 13.2        | 5.3         | 32.7        |
|                                  | 18-19                           | 15           | 6            | 9           | 53.6        | 31.9        | 97.8        |
| Age<br>of<br>Mother              | 20-24                           | 22           | 11           | 11          | 32.3        | 22.0        | 60.8        |
|                                  | 25-29                           | 5            | 2            | 3           | 5.9         | 3.0         | 17.0        |
|                                  | 30-34                           | 5            | 4            | 1           | 7.0         | 6.6         | 9.4         |
|                                  | 35-39                           | 7            | 2            | 5           | 11.5        | 3.9         | 53.2        |
|                                  | 40-44                           | 0            | 0            | 0           | 0.0         | 0.0         | 0.0         |
|                                  | >44                             | 0            | 0            | 0           | 0.0         | 0.0         | 0.0         |
|                                  | % BIRTH<br>WEIGHT<br>(grams)    | <500         | 0            | 0           | 0           | 0.0         | 0.0         |
| 500-1499                         |                                 | 4            | 3            | 1           | 1.6         | 1.6         | 1.9         |
| 1500-2499                        |                                 | 17           | 10           | 7           | 6.9         | 5.2         | 13.2        |
| 2500-3999                        |                                 | 204          | 159          | 44          | 83.3        | 83.2        | 83.0        |
| ≥4000                            |                                 | 20           | 19           | 1           | 8.2         | 9.9         | 1.9         |
| <b>% OUT OF HOSPITAL BIRTHS</b>  |                                 | <b>3</b>     | <b>3</b>     | <b>0</b>    | <b>1.2</b>  | <b>1.6</b>  | <b>0.0</b>  |
| <b>SPONTANEOUS ABORTION RATE</b> |                                 | <b>21</b>    | <b>16</b>    | <b>5</b>    | <b>5.2</b>  | <b>5.0</b>  | <b>5.8</b>  |
|                                  | 10-14                           | 0            | 0            | 0           | 0.0         | 0.0         | 0.0         |
|                                  | 15-17                           | 1            | 1            | 0           | 1.9         | 2.7         | 0.0         |
|                                  | 18-19                           | 0            | 0            | 0           | 0.0         | 0.0         | 0.0         |
| Age<br>of<br>Mother              | 20-24                           | 4            | 4            | 0           | 5.9         | 8.0         | 0.0         |
|                                  | 25-29                           | 8            | 5            | 3           | 9.5         | 7.5         | 17.0        |
|                                  | 30-34                           | 4            | 2            | 2           | 5.6         | 3.3         | 18.9        |
|                                  | 35-39                           | 2            | 2            | 0           | 3.3         | 3.9         | 0.0         |
|                                  | 40-44                           | 1            | 1            | 0           | 2.5         | 2.9         | 0.0         |
|                                  | >44                             | 1            | 1            | 0           | 2.9         | 3.7         | 0.0         |
|                                  | <b>INDUCED TERMINATION RATE</b> |              | <b>44</b>    | <b>31</b>   | <b>12</b>   | <b>10.8</b> | <b>9.7</b>  |
|                                  | 10-14                           | 1            | 0            | 1           | 1.2         | 0.0         | 3.8         |
|                                  | 15-17                           | 6            | 4            | 2           | 11.3        | 10.6        | 13.1        |
|                                  | 18-19                           | 3            | 1            | 1           | 10.7        | 5.3         | 10.9        |
| Age<br>of<br>Recipient           | 20-24                           | 13           | 10           | 3           | 19.1        | 20.0        | 16.6        |
|                                  | 25-29                           | 10           | 6            | 4           | 11.8        | 9.0         | 22.7        |
|                                  | 30-34                           | 8            | 7            | 1           | 11.2        | 11.5        | 9.4         |
|                                  | 35-39                           | 3            | 3            | 0           | 4.9         | 5.8         | 0.0         |
|                                  | 40-44                           | 0            | 0            | 0           | 0.0         | 0.0         | 0.0         |
|                                  | >44                             | 0            | 0            | 0           | 0.0         | 0.0         | 0.0         |
|                                  | <b>MARRIAGES</b>                |              | <b>130</b>   | <b>114</b>  | <b>16</b>   | <b>7.9</b>  | <b>9.1</b>  |
| <b>DIVORCES</b>                  |                                 | <b>112</b>   | <b>95</b>    | <b>14</b>   | <b>6.8</b>  | <b>7.6</b>  | <b>3.5</b>  |

## SELECTED VITAL STATISTICS BY RACE, BY COUNTY, 1989

| ITEM                             | LIBERTY      |              |              |             |             |             |
|----------------------------------|--------------|--------------|--------------|-------------|-------------|-------------|
|                                  | NUMBER       |              |              | RATE        |             |             |
|                                  | Total        | White        | Black        | Total       | White       | Black       |
| <b>POPULATION</b>                | <b>50777</b> | <b>29974</b> | <b>20803</b> | <b>0.0</b>  | <b>0.0</b>  | <b>0.0</b>  |
| <b>LIVE BIRTHS</b>               | <b>1506</b>  | <b>853</b>   | <b>614</b>   | <b>29.7</b> | <b>28.5</b> | <b>29.5</b> |
| 10-14                            | 5            | 1            | 4            | 2.8         | 1.0         | 4.9         |
| 15-17                            | 62           | 31           | 31           | 55.5        | 49.0        | 63.9        |
| 18-19                            | 164          | 94           | 66           | 134.8       | 126.2       | 139.8       |
| Age of Mother                    |              |              |              |             |             |             |
| 20-24                            | 656          | 389          | 258          | 217.1       | 223.7       | 201.1       |
| 25-29                            | 425          | 242          | 168          | 182.6       | 179.4       | 171.6       |
| 30-34                            | 148          | 72           | 66           | 87.1        | 68.7        | 101.2       |
| 35-39                            | 40           | 21           | 18           | 30.6        | 24.9        | 38.7        |
| 40-44                            | 6            | 3            | 3            | 6.4         | 4.6         | 10.8        |
| >44                              | 0            | 0            | 0            | 0.0         | 0.0         | 0.0         |
| <b>UNWED MOTHER BIRTH RATE</b>   | <b>244</b>   | <b>75</b>    | <b>168</b>   | <b>21.0</b> | <b>10.7</b> | <b>36.4</b> |
| 10-14                            | 4            | 0            | 4            | 2.2         | 0.0         | 4.9         |
| 15-17                            | 36           | 9            | 27           | 32.2        | 14.2        | 55.7        |
| 18-19                            | 47           | 13           | 33           | 38.6        | 17.4        | 69.9        |
| Age of Mother                    |              |              |              |             |             |             |
| 20-24                            | 88           | 29           | 59           | 29.1        | 16.7        | 46.0        |
| 25-29                            | 45           | 18           | 27           | 19.3        | 13.3        | 27.6        |
| 30-34                            | 16           | 4            | 12           | 9.4         | 3.8         | 18.4        |
| 35-39                            | 7            | 2            | 5            | 5.4         | 2.4         | 10.8        |
| 40-44                            | 1            | 0            | 1            | 1.1         | 0.0         | 3.6         |
| >44                              | 0            | 0            | 0            | 0.0         | 0.0         | 0.0         |
| <b>% BIRTH WEIGHT (grams)</b>    |              |              |              |             |             |             |
| <500                             | 3            | 0            | 2            | 0.2         | 0.0         | 0.3         |
| 500-1499                         | 14           | 4            | 10           | 0.9         | 0.5         | 1.6         |
| 1500-2499                        | 78           | 30           | 47           | 5.2         | 3.5         | 7.7         |
| 2500-3999                        | 1227         | 690          | 508          | 81.5        | 80.9        | 82.7        |
| ≥4000                            | 184          | 129          | 47           | 12.2        | 15.1        | 7.7         |
| <b>% OUT OF HOSPITAL BIRTHS</b>  | <b>2</b>     | <b>2</b>     | <b>0</b>     | <b>0.1</b>  | <b>0.2</b>  | <b>0.0</b>  |
| <b>SPONTANEOUS ABORTION RATE</b> | <b>148</b>   | <b>81</b>    | <b>65</b>    | <b>12.7</b> | <b>11.6</b> | <b>14.1</b> |
| 10-14                            | 0            | 0            | 0            | 0.0         | 0.0         | 0.0         |
| 15-17                            | 8            | 4            | 4            | 7.2         | 6.3         | 8.2         |
| 18-19                            | 17           | 10           | 7            | 14.0        | 13.4        | 14.8        |
| Age of Mother                    |              |              |              |             |             |             |
| 20-24                            | 62           | 34           | 26           | 20.5        | 19.6        | 20.3        |
| 25-29                            | 37           | 24           | 13           | 15.9        | 17.8        | 13.3        |
| 30-34                            | 17           | 5            | 12           | 10.0        | 4.8         | 18.4        |
| 35-39                            | 5            | 3            | 2            | 3.8         | 3.6         | 4.3         |
| 40-44                            | 2            | 1            | 1            | 2.1         | 1.5         | 3.6         |
| >44                              | 0            | 0            | 0            | 0.0         | 0.0         | 0.0         |
| <b>INDUCED TERMINATION RATE</b>  | <b>231</b>   | <b>113</b>   | <b>105</b>   | <b>19.9</b> | <b>16.1</b> | <b>22.8</b> |
| 10-14                            | 2            | 1            | 1            | 1.1         | 1.0         | 1.2         |
| 15-17                            | 14           | 7            | 7            | 12.5        | 11.1        | 14.4        |
| 18-19                            | 28           | 13           | 14           | 23.0        | 17.4        | 29.7        |
| Age of Recipient                 |              |              |              |             |             |             |
| 20-24                            | 87           | 42           | 42           | 28.8        | 24.2        | 32.7        |
| 25-29                            | 64           | 32           | 27           | 27.5        | 23.7        | 27.6        |
| 30-34                            | 25           | 11           | 12           | 14.7        | 10.5        | 18.4        |
| 35-39                            | 8            | 4            | 2            | 6.1         | 4.7         | 4.3         |
| 40-44                            | 3            | 3            | 0            | 3.2         | 4.6         | 0.0         |
| >44                              | 0            | 0            | 0            | 0.0         | 0.0         | 0.0         |
| <b>MARRIAGES</b>                 | <b>664</b>   | <b>362</b>   | <b>286</b>   | <b>13.1</b> | <b>12.1</b> | <b>13.7</b> |
| <b>DIVORCES</b>                  | <b>375</b>   | <b>199</b>   | <b>146</b>   | <b>7.4</b>  | <b>6.6</b>  | <b>7.0</b>  |

## SELECTED VITAL STATISTICS BY RACE, BY COUNTY, 1989

| ITEM                             | LINCOLN     |             |             |             |             |             |
|----------------------------------|-------------|-------------|-------------|-------------|-------------|-------------|
|                                  | NUMBER      |             |             | RATE        |             |             |
|                                  | Total       | White       | Black       | Total       | White       | Black       |
| <b>POPULATION</b>                | <b>7595</b> | <b>4366</b> | <b>3229</b> | <b>0.0</b>  | <b>0.0</b>  | <b>0.0</b>  |
| <b>LIVE BIRTHS</b>               | <b>105</b>  | <b>62</b>   | <b>43</b>   | <b>13.8</b> | <b>14.2</b> | <b>13.3</b> |
| 10-14                            | 2           | 0           | 2           | 5.7         | 0.0         | 10.6        |
| 15-17                            | 9           | 3           | 6           | 43.9        | 30.9        | 55.6        |
| 18-19                            | 13          | 6           | 7           | 102.4       | 117.6       | 92.1        |
| Age of Mother                    |             |             |             |             |             |             |
| 20-24                            | 33          | 22          | 11          | 102.5       | 148.6       | 63.2        |
| 25-29                            | 29          | 19          | 10          | 99.3        | 132.9       | 67.1        |
| 30-34                            | 16          | 9           | 7           | 66.1        | 69.2        | 62.5        |
| 35-39                            | 0           | 0           | 0           | 0.0         | 0.0         | 0.0         |
| 40-44                            | 2           | 2           | 0           | 10.4        | 16.5        | 0.0         |
| >44                              | 1           | 1           | 0           | 5.3         | 8.3         | 0.0         |
| <b>UNWED MOTHER BIRTH RATE</b>   | <b>33</b>   | <b>6</b>    | <b>27</b>   | <b>20.8</b> | <b>7.4</b>  | <b>34.8</b> |
| 10-14                            | 2           | 0           | 2           | 5.7         | 0.0         | 10.6        |
| 15-17                            | 8           | 2           | 6           | 39.0        | 20.6        | 55.6        |
| 18-19                            | 9           | 2           | 7           | 70.9        | 39.2        | 92.1        |
| Age of Mother                    |             |             |             |             |             |             |
| 20-24                            | 10          | 2           | 8           | 31.1        | 13.5        | 46.0        |
| 25-29                            | 4           | 0           | 4           | 13.7        | 0.0         | 26.8        |
| 30-34                            | 0           | 0           | 0           | 0.0         | 0.0         | 0.0         |
| 35-39                            | 0           | 0           | 0           | 0.0         | 0.0         | 0.0         |
| 40-44                            | 0           | 0           | 0           | 0.0         | 0.0         | 0.0         |
| >44                              | 0           | 0           | 0           | 0.0         | 0.0         | 0.0         |
| <b>% BIRTH WEIGHT (grams)</b>    |             |             |             |             |             |             |
| <500                             | 0           | 0           | 0           | 0.0         | 0.0         | 0.0         |
| 500-1499                         | 1           | 1           | 0           | 1.0         | 1.6         | 0.0         |
| 1500-2499                        | 7           | 1           | 6           | 6.7         | 1.6         | 14.0        |
| 2500-3999                        | 87          | 52          | 35          | 82.9        | 83.9        | 81.4        |
| ≥4000                            | 10          | 8           | 2           | 9.5         | 12.9        | 4.7         |
| <b>% OUT OF HOSPITAL BIRTHS</b>  | <b>0</b>    | <b>0</b>    | <b>0</b>    | <b>0.0</b>  | <b>0.0</b>  | <b>0.0</b>  |
| <b>SPONTANEOUS ABORTION RATE</b> | <b>8</b>    | <b>6</b>    | <b>2</b>    | <b>5.0</b>  | <b>7.4</b>  | <b>2.6</b>  |
| 10-14                            | 0           | 0           | 0           | 0.0         | 0.0         | 0.0         |
| 15-17                            | 0           | 0           | 0           | 0.0         | 0.0         | 0.0         |
| 18-19                            | 0           | 0           | 0           | 0.0         | 0.0         | 0.0         |
| Age of Mother                    |             |             |             |             |             |             |
| 20-24                            | 4           | 4           | 0           | 12.4        | 27.0        | 0.0         |
| 25-29                            | 3           | 2           | 1           | 10.3        | 14.0        | 6.7         |
| 30-34                            | 1           | 0           | 1           | 4.1         | 0.0         | 8.9         |
| 35-39                            | 0           | 0           | 0           | 0.0         | 0.0         | 0.0         |
| 40-44                            | 0           | 0           | 0           | 0.0         | 0.0         | 0.0         |
| >44                              | 0           | 0           | 0           | 0.0         | 0.0         | 0.0         |
| <b>INDUCED TERMINATION RATE</b>  | <b>28</b>   | <b>10</b>   | <b>18</b>   | <b>17.7</b> | <b>12.4</b> | <b>23.2</b> |
| 10-14                            | 1           | 0           | 1           | 2.8         | 0.0         | 5.3         |
| 15-17                            | 4           | 1           | 3           | 19.5        | 10.3        | 27.8        |
| 18-19                            | 4           | 3           | 1           | 31.5        | 58.8        | 13.2        |
| Age of Recipient                 |             |             |             |             |             |             |
| 20-24                            | 10          | 3           | 7           | 31.1        | 20.3        | 40.2        |
| 25-29                            | 5           | 1           | 4           | 17.1        | 7.0         | 26.8        |
| 30-34                            | 3           | 1           | 2           | 12.4        | 7.7         | 17.9        |
| 35-39                            | 1           | 1           | 0           | 4.9         | 8.4         | 0.0         |
| 40-44                            | 0           | 0           | 0           | 0.0         | 0.0         | 0.0         |
| >44                              | 0           | 0           | 0           | 0.0         | 0.0         | 0.0         |
| <b>MARRIAGES</b>                 | <b>38</b>   | <b>27</b>   | <b>11</b>   | <b>5.0</b>  | <b>6.2</b>  | <b>3.4</b>  |
| <b>DIVORCES</b>                  | <b>33</b>   | <b>25</b>   | <b>8</b>    | <b>4.3</b>  | <b>5.7</b>  | <b>2.5</b>  |

## SELECTED VITAL STATISTICS BY RACE, BY COUNTY, 1989

| ITEM                             | LONG        |             |             |             |             |             |
|----------------------------------|-------------|-------------|-------------|-------------|-------------|-------------|
|                                  | NUMBER      |             |             | RATE        |             |             |
|                                  | Total       | White       | Black       | Total       | White       | Black       |
| <b>POPULATION</b>                | <b>5867</b> | <b>4335</b> | <b>1532</b> | <b>0.0</b>  | <b>0.0</b>  | <b>0.0</b>  |
| <b>LIVE BIRTHS</b>               | <b>122</b>  | <b>95</b>   | <b>27</b>   | <b>20.8</b> | <b>21.9</b> | <b>17.6</b> |
| 10-14                            | 0           | 0           | 0           | 0.0         | 0.0         | 0.0         |
| 15-17                            | 6           | 6           | 0           | 33.0        | 56.6        | 0.0         |
| 18-19                            | 17          | 14          | 3           | 119.7       | 134.6       | 78.9        |
| Age of Mother                    |             |             |             |             |             |             |
| 20-24                            | 53          | 41          | 12          | 174.3       | 172.3       | 181.8       |
| 25-29                            | 28          | 25          | 3           | 100.0       | 124.4       | 38.0        |
| 30-34                            | 11          | 6           | 5           | 54.7        | 39.5        | 102.0       |
| 35-39                            | 7           | 3           | 4           | 40.9        | 21.7        | 121.2       |
| 40-44                            | 0           | 0           | 0           | 0.0         | 0.0         | 0.0         |
| >44                              | 0           | 0           | 0           | 0.0         | 0.0         | 0.0         |
| <b>UNWED MOTHER BIRTH RATE</b>   | <b>32</b>   | <b>18</b>   | <b>14</b>   | <b>22.8</b> | <b>17.3</b> | <b>38.6</b> |
| 10-14                            | 0           | 0           | 0           | 0.0         | 0.0         | 0.0         |
| 15-17                            | 4           | 4           | 0           | 22.0        | 37.7        | 0.0         |
| 18-19                            | 5           | 3           | 2           | 35.2        | 28.8        | 52.6        |
| Age of Mother                    |             |             |             |             |             |             |
| 20-24                            | 11          | 7           | 4           | 36.2        | 29.4        | 60.6        |
| 25-29                            | 7           | 4           | 3           | 25.0        | 19.9        | 38.0        |
| 30-34                            | 4           | 0           | 4           | 19.9        | 0.0         | 81.6        |
| 35-39                            | 1           | 0           | 1           | 5.8         | 0.0         | 30.3        |
| 40-44                            | 0           | 0           | 0           | 0.0         | 0.0         | 0.0         |
| >44                              | 0           | 0           | 0           | 0.0         | 0.0         | 0.0         |
| <b>% BIRTH WEIGHT</b>            |             |             |             |             |             |             |
| <500                             | 0           | 0           | 0           | 0.0         | 0.0         | 0.0         |
| 500-1499                         | 0           | 0           | 0           | 0.0         | 0.0         | 0.0         |
| 1500-2499                        | 9           | 7           | 2           | 7.4         | 7.4         | 7.4         |
| 2500-3999                        | 104         | 79          | 25          | 85.2        | 83.2        | 92.6        |
| ≥4000                            | 9           | 9           | 0           | 7.4         | 9.5         | 0.0         |
| <b>% OUT OF HOSPITAL BIRTHS</b>  | <b>0</b>    | <b>0</b>    | <b>0</b>    | <b>0.0</b>  | <b>0.0</b>  | <b>0.0</b>  |
| <b>SPONTANEOUS ABORTION RATE</b> | <b>2</b>    | <b>1</b>    | <b>1</b>    | <b>1.4</b>  | <b>1.0</b>  | <b>2.8</b>  |
| 10-14                            | 0           | 0           | 0           | 0.0         | 0.0         | 0.0         |
| 15-17                            | 0           | 0           | 0           | 0.0         | 0.0         | 0.0         |
| 18-19                            | 1           | 1           | 0           | 7.0         | 9.6         | 0.0         |
| Age of Mother                    |             |             |             |             |             |             |
| 20-24                            | 0           | 0           | 0           | 0.0         | 0.0         | 0.0         |
| 25-29                            | 1           | 0           | 1           | 3.6         | 0.0         | 12.7        |
| 30-34                            | 0           | 0           | 0           | 0.0         | 0.0         | 0.0         |
| 35-39                            | 0           | 0           | 0           | 0.0         | 0.0         | 0.0         |
| 40-44                            | 0           | 0           | 0           | 0.0         | 0.0         | 0.0         |
| >44                              | 0           | 0           | 0           | 0.0         | 0.0         | 0.0         |
| <b>INDUCED TERMINATION RATE</b>  | <b>3</b>    | <b>2</b>    | <b>1</b>    | <b>2.1</b>  | <b>1.9</b>  | <b>2.8</b>  |
| 10-14                            | 0           | 0           | 0           | 0.0         | 0.0         | 0.0         |
| 15-17                            | 1           | 1           | 0           | 5.5         | 9.4         | 0.0         |
| 18-19                            | 1           | 1           | 0           | 7.0         | 9.6         | 0.0         |
| Age of Recipient                 |             |             |             |             |             |             |
| 20-24                            | 0           | 0           | 0           | 0.0         | 0.0         | 0.0         |
| 25-29                            | 1           | 0           | 1           | 3.6         | 0.0         | 12.7        |
| 30-34                            | 0           | 0           | 0           | 0.0         | 0.0         | 0.0         |
| 35-39                            | 0           | 0           | 0           | 0.0         | 0.0         | 0.0         |
| 40-44                            | 0           | 0           | 0           | 0.0         | 0.0         | 0.0         |
| >44                              | 0           | 0           | 0           | 0.0         | 0.0         | 0.0         |
| <b>MARRIAGES</b>                 | <b>49</b>   | <b>42</b>   | <b>7</b>    | <b>8.4</b>  | <b>9.7</b>  | <b>4.6</b>  |
| <b>DIVORCES</b>                  | <b>32</b>   | <b>28</b>   | <b>4</b>    | <b>5.5</b>  | <b>6.5</b>  | <b>2.6</b>  |

## SELECTED VITAL STATISTICS BY RACE, BY COUNTY, 1989

| ITEM                             | LOWNDES      |              |              |             |             |             |
|----------------------------------|--------------|--------------|--------------|-------------|-------------|-------------|
|                                  | NUMBER       |              |              | RATE        |             |             |
|                                  | Total        | White        | Black        | Total       | White       | Black       |
| <b>POPULATION</b>                | <b>80799</b> | <b>55522</b> | <b>25277</b> | <b>0.0</b>  | <b>0.0</b>  | <b>0.0</b>  |
| <b>LIVE BIRTHS</b>               | <b>1390</b>  | <b>787</b>   | <b>588</b>   | <b>17.2</b> | <b>14.2</b> | <b>23.3</b> |
| 10-14                            | 10           | 1            | 9            | 2.9         | 0.5         | 6.9         |
| 15-17                            | 97           | 30           | 67           | 44.1        | 22.5        | 77.3        |
| 18-19                            | 131          | 55           | 76           | 65.6        | 39.5        | 125.4       |
| Age of Mother                    |              |              |              |             |             |             |
| 20-24                            | 477          | 269          | 206          | 103.9       | 83.8        | 149.3       |
| 25-29                            | 409          | 262          | 139          | 114.9       | 111.3       | 115.3       |
| 30-34                            | 196          | 123          | 68           | 61.8        | 55.3        | 72.1        |
| 35-39                            | 58           | 40           | 18           | 23.7        | 22.7        | 26.2        |
| 40-44                            | 10           | 5            | 5            | 4.7         | 3.1         | 9.7         |
| >44                              | 2            | 2            | 0            | 1.1         | 1.4         | 0.0         |
| <b>UNWED MOTHER BIRTH RATE</b>   | <b>450</b>   | <b>85</b>    | <b>365</b>   | <b>22.4</b> | <b>6.1</b>  | <b>58.8</b> |
| 10-14                            | 10           | 1            | 9            | 2.9         | 0.5         | 6.9         |
| 15-17                            | 80           | 16           | 64           | 36.4        | 12.0        | 73.8        |
| 18-19                            | 82           | 16           | 66           | 41.0        | 11.5        | 108.9       |
| Age of Mother                    |              |              |              |             |             |             |
| 20-24                            | 162          | 30           | 132          | 35.3        | 9.3         | 95.7        |
| 25-29                            | 83           | 17           | 66           | 23.3        | 7.2         | 54.7        |
| 30-34                            | 26           | 4            | 22           | 8.2         | 1.8         | 23.3        |
| 35-39                            | 5            | 1            | 4            | 2.0         | 0.6         | 5.8         |
| 40-44                            | 2            | 0            | 2            | 0.9         | 0.0         | 3.9         |
| >44                              | 0            | 0            | 0            | 0.0         | 0.0         | 0.0         |
| <b>% BIRTH WEIGHT (grams)</b>    |              |              |              |             |             |             |
| <500                             | 2            | 0            | 2            | 0.1         | 0.0         | 0.3         |
| 500-1499                         | 20           | 8            | 12           | 1.4         | 1.0         | 2.0         |
| 1500-2499                        | 94           | 24           | 69           | 6.8         | 3.0         | 11.7        |
| 2500-3999                        | 1163         | 670          | 479          | 83.7        | 85.1        | 81.5        |
| ≥4000                            | 111          | 85           | 26           | 8.0         | 10.8        | 4.4         |
| <b>% OUT OF HOSPITAL BIRTHS</b>  | <b>7</b>     | <b>3</b>     | <b>4</b>     | <b>0.5</b>  | <b>0.4</b>  | <b>0.7</b>  |
| <b>SPONTANEOUS ABORTION RATE</b> | <b>132</b>   | <b>82</b>    | <b>49</b>    | <b>6.6</b>  | <b>5.9</b>  | <b>7.9</b>  |
| 10-14                            | 1            | 0            | 1            | 0.3         | 0.0         | 0.8         |
| 15-17                            | 4            | 1            | 3            | 1.8         | 0.8         | 3.5         |
| 18-19                            | 12           | 7            | 5            | 6.0         | 5.0         | 8.3         |
| Age of Mother                    |              |              |              |             |             |             |
| 20-24                            | 41           | 22           | 19           | 8.9         | 6.9         | 13.8        |
| 25-29                            | 43           | 29           | 13           | 12.1        | 12.3        | 10.8        |
| 30-34                            | 15           | 10           | 5            | 4.7         | 4.5         | 5.3         |
| 35-39                            | 12           | 9            | 3            | 4.9         | 5.1         | 4.4         |
| 40-44                            | 3            | 3            | 0            | 1.4         | 1.9         | 0.0         |
| >44                              | 1            | 1            | 0            | 0.5         | 0.7         | 0.0         |
| <b>INDUCED TERMINATION RATE</b>  | <b>29</b>    | <b>19</b>    | <b>9</b>     | <b>1.4</b>  | <b>1.4</b>  | <b>1.4</b>  |
| 10-14                            | 2            | 1            | 1            | 0.6         | 0.5         | 0.8         |
| 15-17                            | 1            | 0            | 1            | 0.5         | 0.0         | 1.2         |
| 18-19                            | 7            | 5            | 1            | 3.5         | 3.6         | 1.7         |
| Age of Recipient                 |              |              |              |             |             |             |
| 20-24                            | 13           | 7            | 6            | 2.8         | 2.2         | 4.3         |
| 25-29                            | 4            | 4            | 0            | 1.1         | 1.7         | 0.0         |
| 30-34                            | 1            | 1            | 0            | 0.3         | 0.4         | 0.0         |
| 35-39                            | 0            | 0            | 0            | 0.0         | 0.0         | 0.0         |
| 40-44                            | 1            | 1            | 0            | 0.5         | 0.6         | 0.0         |
| >44                              | 0            | 0            | 0            | 0.0         | 0.0         | 0.0         |
| <b>MARRIAGES</b>                 | <b>1022</b>  | <b>751</b>   | <b>271</b>   | <b>12.6</b> | <b>13.5</b> | <b>10.7</b> |
| <b>DIVORCES</b>                  | <b>370</b>   | <b>246</b>   | <b>82</b>    | <b>4.6</b>  | <b>4.4</b>  | <b>3.2</b>  |

## SELECTED VITAL STATISTICS BY RACE, BY COUNTY, 1989

| ITEM                             | LUMPKIN      |              |            |             |             |             |
|----------------------------------|--------------|--------------|------------|-------------|-------------|-------------|
|                                  | NUMBER       |              |            | RATE        |             |             |
|                                  | Total        | White        | Black      | Total       | White       | Black       |
| <b>POPULATION</b>                | <b>12756</b> | <b>12278</b> | <b>478</b> | <b>0.0</b>  | <b>0.0</b>  | <b>0.0</b>  |
| <b>LIVE BIRTHS</b>               | <b>197</b>   | <b>192</b>   | <b>5</b>   | <b>15.4</b> | <b>15.6</b> | <b>10.5</b> |
| 10-14                            | 1            | 1            | 0          | 2.1         | 2.1         | 0.0         |
| 15-17                            | 9            | 9            | 0          | 30.5        | 31.6        | 0.0         |
| 18-19                            | 20           | 20           | 0          | 39.7        | 41.9        | 0.0         |
| 20-24                            | 61           | 58           | 3          | 86.5        | 85.4        | 115.4       |
| 25-29                            | 61           | 59           | 2          | 134.7       | 135.3       | 117.6       |
| 30-34                            | 31           | 31           | 0          | 66.7        | 68.6        | 0.0         |
| 35-39                            | 12           | 12           | 0          | 29.6        | 30.5        | 0.0         |
| 40-44                            | 1            | 1            | 0          | 3.0         | 3.0         | 0.0         |
| >44                              | 1            | 1            | 0          | 3.1         | 3.2         | 0.0         |
| <b>UNWED MOTHER BIRTH RATE</b>   | <b>36</b>    | <b>34</b>    | <b>2</b>   | <b>11.4</b> | <b>11.1</b> | <b>17.7</b> |
| 10-14                            | 1            | 1            | 0          | 2.1         | 2.1         | 0.0         |
| 15-17                            | 5            | 5            | 0          | 16.9        | 17.5        | 0.0         |
| 18-19                            | 6            | 6            | 0          | 11.9        | 12.6        | 0.0         |
| 20-24                            | 12           | 11           | 1          | 17.0        | 16.2        | 38.5        |
| 25-29                            | 6            | 5            | 1          | 13.2        | 11.5        | 58.8        |
| 30-34                            | 5            | 5            | 0          | 10.8        | 11.1        | 0.0         |
| 35-39                            | 1            | 1            | 0          | 2.5         | 2.5         | 0.0         |
| 40-44                            | 0            | 0            | 0          | 0.0         | 0.0         | 0.0         |
| >44                              | 0            | 0            | 0          | 0.0         | 0.0         | 0.0         |
| <b>% BIRTH WEIGHT (grams)</b>    |              |              |            |             |             |             |
| <500                             | 0            | 0            | 0          | 0.0         | 0.0         | 0.0         |
| 500-1499                         | 1            | 1            | 0          | 0.5         | 0.5         | 0.0         |
| 1500-2499                        | 4            | 3            | 1          | 2.0         | 1.6         | 20.0        |
| 2500-3999                        | 165          | 161          | 4          | 83.8        | 83.9        | 80.0        |
| ≥4000                            | 27           | 27           | 0          | 13.7        | 14.1        | 0.0         |
| <b>% OUT OF HOSPITAL BIRTHS</b>  | <b>1</b>     | <b>1</b>     | <b>0</b>   | <b>0.5</b>  | <b>0.5</b>  | <b>0.0</b>  |
| <b>SPONTANEOUS ABORTION RATE</b> | <b>18</b>    | <b>18</b>    | <b>0</b>   | <b>5.7</b>  | <b>5.9</b>  | <b>0.0</b>  |
| 10-14                            | 0            | 0            | 0          | 0.0         | 0.0         | 0.0         |
| 15-17                            | 2            | 2            | 0          | 6.8         | 7.0         | 0.0         |
| 18-19                            | 0            | 0            | 0          | 0.0         | 0.0         | 0.0         |
| 20-24                            | 3            | 3            | 0          | 4.3         | 4.4         | 0.0         |
| 25-29                            | 8            | 8            | 0          | 17.7        | 18.3        | 0.0         |
| 30-34                            | 2            | 2            | 0          | 4.3         | 4.4         | 0.0         |
| 35-39                            | 3            | 3            | 0          | 7.4         | 7.6         | 0.0         |
| 40-44                            | 0            | 0            | 0          | 0.0         | 0.0         | 0.0         |
| >44                              | 0            | 0            | 0          | 0.0         | 0.0         | 0.0         |
| <b>INDUCED TERMINATION RATE</b>  | <b>43</b>    | <b>40</b>    | <b>3</b>   | <b>13.6</b> | <b>13.1</b> | <b>26.5</b> |
| 10-14                            | 1            | 1            | 0          | 2.1         | 2.1         | 0.0         |
| 15-17                            | 4            | 4            | 0          | 13.6        | 14.0        | 0.0         |
| 18-19                            | 6            | 6            | 0          | 11.9        | 12.6        | 0.0         |
| 20-24                            | 18           | 17           | 1          | 25.5        | 25.0        | 38.5        |
| 25-29                            | 4            | 4            | 0          | 8.8         | 9.2         | 0.0         |
| 30-34                            | 4            | 3            | 1          | 8.6         | 6.6         | 76.9        |
| 35-39                            | 5            | 4            | 1          | 12.3        | 10.2        | 83.3        |
| 40-44                            | 1            | 1            | 0          | 3.0         | 3.0         | 0.0         |
| >44                              | 0            | 0            | 0          | 0.0         | 0.0         | 0.0         |
| <b>MARRIAGES</b>                 | <b>113</b>   | <b>108</b>   | <b>5</b>   | <b>8.9</b>  | <b>8.8</b>  | <b>10.5</b> |
| <b>DIVORCES</b>                  | <b>78</b>    | <b>73</b>    | <b>1</b>   | <b>6.1</b>  | <b>5.9</b>  | <b>2.1</b>  |

## SELECTED VITAL STATISTICS BY RACE, BY COUNTY, 1989

| ITEM                             | MACON        |             |             |             |             |             |
|----------------------------------|--------------|-------------|-------------|-------------|-------------|-------------|
|                                  | NUMBER       |             |             | RATE        |             |             |
|                                  | Total        | White       | Black       | Total       | White       | Black       |
| <b>POPULATION</b>                | <b>15016</b> | <b>6530</b> | <b>8486</b> | <b>0.0</b>  | <b>0.0</b>  | <b>0.0</b>  |
| <b>LIVE BIRTHS</b>               | <b>247</b>   | <b>67</b>   | <b>179</b>  | <b>16.4</b> | <b>10.3</b> | <b>21.1</b> |
| 10-14                            | 2            | 1           | 1           | 3.0         | 4.8         | 2.2         |
| 15-17                            | 24           | 3           | 21          | 52.9        | 21.1        | 67.3        |
| 18-19                            | 29           | 5           | 24          | 97.3        | 57.5        | 113.7       |
| Age of Mother                    |              |             |             |             |             |             |
| 20-24                            | 79           | 22          | 57          | 114.3       | 85.3        | 131.6       |
| 25-29                            | 66           | 21          | 44          | 109.5       | 80.5        | 128.7       |
| 30-34                            | 29           | 9           | 20          | 59.3        | 36.0        | 83.7        |
| 35-39                            | 17           | 6           | 11          | 42.7        | 33.7        | 50.0        |
| 40-44                            | 1            | 0           | 1           | 3.0         | 0.0         | 5.0         |
| >44                              | 0            | 0           | 0           | 0.0         | 0.0         | 0.0         |
| <b>UNWED MOTHER BIRTH RATE</b>   | <b>127</b>   | <b>8</b>    | <b>119</b>  | <b>38.9</b> | <b>6.1</b>  | <b>60.8</b> |
| 10-14                            | 2            | 1           | 1           | 3.0         | 4.8         | 2.2         |
| 15-17                            | 22           | 1           | 21          | 48.5        | 7.0         | 67.3        |
| 18-19                            | 22           | 3           | 19          | 73.8        | 34.5        | 90.0        |
| Age of Mother                    |              |             |             |             |             |             |
| 20-24                            | 40           | 2           | 38          | 57.9        | 7.8         | 87.8        |
| 25-29                            | 26           | 1           | 25          | 43.1        | 3.8         | 73.1        |
| 30-34                            | 11           | 0           | 11          | 22.5        | 0.0         | 46.0        |
| 35-39                            | 3            | 0           | 3           | 7.5         | 0.0         | 13.6        |
| 40-44                            | 1            | 0           | 1           | 3.0         | 0.0         | 5.0         |
| >44                              | 0            | 0           | 0           | 0.0         | 0.0         | 0.0         |
| <b>% BIRTH WEIGHT (grams)</b>    |              |             |             |             |             |             |
| <500                             | 0            | 0           | 0           | 0.0         | 0.0         | 0.0         |
| 500-1499                         | 5            | 1           | 4           | 2.0         | 1.5         | 2.2         |
| 1500-2499                        | 22           | 2           | 20          | 8.9         | 3.0         | 11.2        |
| 2500-3999                        | 201          | 52          | 149         | 81.4        | 77.6        | 83.2        |
| ≥4000                            | 19           | 12          | 6           | 7.7         | 17.9        | 3.4         |
| <b>% OUT OF HOSPITAL BIRTHS</b>  | <b>7</b>     | <b>4</b>    | <b>3</b>    | <b>2.8</b>  | <b>6.0</b>  | <b>1.7</b>  |
| <b>SPONTANEOUS ABORTION RATE</b> | <b>7</b>     | <b>5</b>    | <b>2</b>    | <b>2.1</b>  | <b>3.8</b>  | <b>1.0</b>  |
| 10-14                            | 0            | 0           | 0           | 0.0         | 0.0         | 0.0         |
| 15-17                            | 1            | 1           | 0           | 2.2         | 7.0         | 0.0         |
| 18-19                            | 1            | 1           | 0           | 3.4         | 11.5        | 0.0         |
| Age of Mother                    |              |             |             |             |             |             |
| 20-24                            | 3            | 2           | 1           | 4.3         | 7.8         | 2.3         |
| 25-29                            | 1            | 1           | 0           | 1.7         | 3.8         | 0.0         |
| 30-34                            | 0            | 0           | 0           | 0.0         | 0.0         | 0.0         |
| 35-39                            | 1            | 0           | 1           | 2.5         | 0.0         | 4.5         |
| 40-44                            | 0            | 0           | 0           | 0.0         | 0.0         | 0.0         |
| >44                              | 0            | 0           | 0           | 0.0         | 0.0         | 0.0         |
| <b>INDUCED TERMINATION RATE</b>  | <b>29</b>    | <b>14</b>   | <b>15</b>   | <b>8.9</b>  | <b>10.7</b> | <b>7.7</b>  |
| 10-14                            | 1            | 0           | 1           | 1.5         | 0.0         | 2.2         |
| 15-17                            | 3            | 3           | 0           | 6.6         | 21.1        | 0.0         |
| 18-19                            | 5            | 4           | 1           | 16.8        | 46.0        | 4.7         |
| Age of Recipient                 |              |             |             |             |             |             |
| 20-24                            | 17           | 6           | 11          | 24.6        | 23.3        | 25.4        |
| 25-29                            | 0            | 0           | 0           | 0.0         | 0.0         | 0.0         |
| 30-34                            | 3            | 1           | 2           | 6.1         | 4.0         | 8.4         |
| 35-39                            | 0            | 0           | 0           | 0.0         | 0.0         | 0.0         |
| 40-44                            | 0            | 0           | 0           | 0.0         | 0.0         | 0.0         |
| >44                              | 0            | 0           | 0           | 0.0         | 0.0         | 0.0         |
| <b>MARRIAGES</b>                 | <b>73</b>    | <b>40</b>   | <b>33</b>   | <b>4.9</b>  | <b>6.1</b>  | <b>3.9</b>  |
| <b>DIVORCES</b>                  | <b>46</b>    | <b>18</b>   | <b>14</b>   | <b>3.1</b>  | <b>2.8</b>  | <b>1.6</b>  |



## SELECTED VITAL STATISTICS BY RACE, BY COUNTY, 1989

| ITEM                             | MADISON |       |       |       |       |       |
|----------------------------------|---------|-------|-------|-------|-------|-------|
|                                  | NUMBER  |       |       | RATE  |       |       |
|                                  | Total   | White | Black | Total | White | Black |
| <b>POPULATION</b>                | 20922   | 18586 | 2336  | 0.0   | 0.0   | 0.0   |
| <b>LIVE BIRTHS</b>               | 319     | 288   | 31    | 15.2  | 15.5  | 13.3  |
| 10-14                            | 2       | 2     | 0     | 2.1   | 2.5   | 0.0   |
| 15-17                            | 23      | 20    | 3     | 41.7  | 42.6  | 36.6  |
| 18-19                            | 40      | 32    | 8     | 111.1 | 103.2 | 160.0 |
| Age of Mother                    |         |       |       |       |       |       |
| 20-24                            | 105     | 97    | 8     | 127.1 | 130.9 | 94.1  |
| 25-29                            | 86      | 78    | 8     | 94.5  | 95.6  | 85.1  |
| 30-34                            | 51      | 49    | 2     | 58.0  | 62.9  | 20.0  |
| 35-39                            | 12      | 10    | 2     | 16.3  | 15.3  | 24.4  |
| 40-44                            | 0       | 0     | 0     | 0.0   | 0.0   | 0.0   |
| >44                              | 0       | 0     | 0     | 0.0   | 0.0   | 0.0   |
| <b>UNWED MOTHER BIRTH RATE</b>   | 65      | 46    | 19    | 13.4  | 10.7  | 34.5  |
| 10-14                            | 2       | 2     | 0     | 2.1   | 2.5   | 0.0   |
| 15-17                            | 11      | 8     | 3     | 20.0  | 17.1  | 36.6  |
| 18-19                            | 17      | 9     | 8     | 47.2  | 29.0  | 160.0 |
| Age of Mother                    |         |       |       |       |       |       |
| 20-24                            | 16      | 12    | 4     | 19.4  | 16.2  | 47.1  |
| 25-29                            | 12      | 9     | 3     | 13.2  | 11.0  | 31.9  |
| 30-34                            | 4       | 3     | 1     | 4.6   | 3.9   | 10.0  |
| 35-39                            | 3       | 3     | 0     | 4.1   | 4.6   | 0.0   |
| 40-44                            | 0       | 0     | 0     | 0.0   | 0.0   | 0.0   |
| >44                              | 0       | 0     | 0     | 0.0   | 0.0   | 0.0   |
| <b>% BIRTH WEIGHT (grams)</b>    |         |       |       |       |       |       |
| <500                             | 0       | 0     | 0     | 0.0   | 0.0   | 0.0   |
| 500-1499                         | 3       | 2     | 1     | 0.9   | 0.7   | 3.2   |
| 1500-2499                        | 26      | 20    | 6     | 8.2   | 6.9   | 19.4  |
| 2500-3999                        | 250     | 227   | 23    | 78.4  | 78.8  | 74.2  |
| ≥4000                            | 40      | 39    | 1     | 12.5  | 13.5  | 3.2   |
| <b>% OUT OF HOSPITAL BIRTHS</b>  | 6       | 4     | 2     | 1.9   | 1.4   | 6.5   |
| <b>SPONTANEOUS ABORTION RATE</b> | 4       | 3     | 1     | 0.8   | 0.7   | 1.8   |
| 10-14                            | 0       | 0     | 0     | 0.0   | 0.0   | 0.0   |
| 15-17                            | 2       | 1     | 1     | 3.6   | 2.1   | 12.2  |
| 18-19                            | 0       | 0     | 0     | 0.0   | 0.0   | 0.0   |
| Age of Mother                    |         |       |       |       |       |       |
| 20-24                            | 0       | 0     | 0     | 0.0   | 0.0   | 0.0   |
| 25-29                            | 1       | 1     | 0     | 1.1   | 1.2   | 0.0   |
| 30-34                            | 1       | 1     | 0     | 1.1   | 1.3   | 0.0   |
| 35-39                            | 0       | 0     | 0     | 0.0   | 0.0   | 0.0   |
| 40-44                            | 0       | 0     | 0     | 0.0   | 0.0   | 0.0   |
| >44                              | 0       | 0     | 0     | 0.0   | 0.0   | 0.0   |
| <b>INDUCED TERMINATION RATE</b>  | 54      | 43    | 11    | 11.2  | 10.0  | 20.0  |
| 10-14                            | 1       | 0     | 1     | 1.1   | 0.0   | 6.7   |
| 15-17                            | 8       | 7     | 1     | 14.5  | 14.9  | 12.2  |
| 18-19                            | 5       | 3     | 2     | 13.9  | 9.7   | 40.0  |
| Age of Recipient                 |         |       |       |       |       |       |
| 20-24                            | 15      | 12    | 3     | 18.2  | 16.2  | 35.3  |
| 25-29                            | 15      | 13    | 2     | 16.5  | 15.9  | 21.3  |
| 30-34                            | 8       | 6     | 2     | 9.1   | 7.7   | 20.0  |
| 35-39                            | 0       | 0     | 0     | 0.0   | 0.0   | 0.0   |
| 40-44                            | 2       | 2     | 0     | 3.5   | 3.8   | 0.0   |
| >44                              | 0       | 0     | 0     | 0.0   | 0.0   | 0.0   |
| <b>MARRIAGES</b>                 | 157     | 148   | 9     | 7.5   | 8.0   | 3.9   |
| <b>DIVORCES</b>                  | 125     | 97    | 8     | 6.0   | 5.2   | 3.4   |

## SELECTED VITAL STATISTICS BY RACE, BY COUNTY, 1989

| ITEM                             | MARION      |             |             |             |             |             |
|----------------------------------|-------------|-------------|-------------|-------------|-------------|-------------|
|                                  | NUMBER      |             |             | RATE        |             |             |
|                                  | Total       | White       | Black       | Total       | White       | Black       |
| <b>POPULATION</b>                | <b>5788</b> | <b>3095</b> | <b>2693</b> | <b>0.0</b>  | <b>0.0</b>  | <b>0.0</b>  |
| <b>LIVE BIRTHS</b>               | <b>93</b>   | <b>39</b>   | <b>53</b>   | <b>16.1</b> | <b>12.6</b> | <b>19.7</b> |
| 10-14                            | 1           | 0           | 1           | 3.2         | 0.0         | 6.0         |
| 15-17                            | 11          | 4           | 7           | 45.6        | 34.8        | 55.6        |
| 18-19                            | 10          | 3           | 7           | 103.1       | 68.2        | 132.1       |
| Age of Mother                    |             |             |             |             |             |             |
| 20-24                            | 31          | 15          | 16          | 128.6       | 130.4       | 127.0       |
| 25-29                            | 27          | 11          | 16          | 131.7       | 104.8       | 160.0       |
| 30-34                            | 13          | 6           | 6           | 59.1        | 44.1        | 71.4        |
| 35-39                            | 0           | 0           | 0           | 0.0         | 0.0         | 0.0         |
| 40-44                            | 0           | 0           | 0           | 0.0         | 0.0         | 0.0         |
| >44                              | 0           | 0           | 0           | 0.0         | 0.0         | 0.0         |
| <b>UNWED MOTHER BIRTH RATE</b>   | <b>38</b>   | <b>4</b>    | <b>34</b>   | <b>28.3</b> | <b>5.6</b>  | <b>53.7</b> |
| 10-14                            | 1           | 0           | 1           | 3.2         | 0.0         | 6.0         |
| 15-17                            | 7           | 1           | 6           | 29.0        | 8.7         | 47.6        |
| 18-19                            | 7           | 0           | 7           | 72.2        | 0.0         | 132.1       |
| Age of Mother                    |             |             |             |             |             |             |
| 20-24                            | 12          | 2           | 10          | 49.8        | 17.4        | 79.4        |
| 25-29                            | 8           | 1           | 7           | 39.0        | 9.5         | 70.0        |
| 30-34                            | 3           | 0           | 3           | 13.6        | 0.0         | 35.7        |
| 35-39                            | 0           | 0           | 0           | 0.0         | 0.0         | 0.0         |
| 40-44                            | 0           | 0           | 0           | 0.0         | 0.0         | 0.0         |
| >44                              | 0           | 0           | 0           | 0.0         | 0.0         | 0.0         |
| <b>% BIRTH WEIGHT (grams)</b>    |             |             |             |             |             |             |
| <500                             | 0           | 0           | 0           | 0.0         | 0.0         | 0.0         |
| 500-1499                         | 2           | 0           | 2           | 2.2         | 0.0         | 3.8         |
| 1500-2499                        | 8           | 3           | 5           | 8.6         | 7.7         | 9.4         |
| 2500-3999                        | 79          | 34          | 44          | 84.9        | 87.2        | 83.0        |
| ≥4000                            | 4           | 2           | 2           | 4.3         | 5.1         | 3.8         |
| <b>% OUT OF HOSPITAL BIRTHS</b>  | <b>2</b>    | <b>1</b>    | <b>0</b>    | <b>2.2</b>  | <b>2.6</b>  | <b>0.0</b>  |
| <b>SPONTANEOUS ABORTION RATE</b> | <b>4</b>    | <b>0</b>    | <b>4</b>    | <b>3.0</b>  | <b>0.0</b>  | <b>6.3</b>  |
| 10-14                            | 0           | 0           | 0           | 0.0         | 0.0         | 0.0         |
| 15-17                            | 0           | 0           | 0           | 0.0         | 0.0         | 0.0         |
| 18-19                            | 0           | 0           | 0           | 0.0         | 0.0         | 0.0         |
| Age of Mother                    |             |             |             |             |             |             |
| 20-24                            | 0           | 0           | 0           | 0.0         | 0.0         | 0.0         |
| 25-29                            | 3           | 0           | 3           | 14.6        | 0.0         | 30.0        |
| 30-34                            | 1           | 0           | 1           | 4.5         | 0.0         | 11.9        |
| 35-39                            | 0           | 0           | 0           | 0.0         | 0.0         | 0.0         |
| 40-44                            | 0           | 0           | 0           | 0.0         | 0.0         | 0.0         |
| >44                              | 0           | 0           | 0           | 0.0         | 0.0         | 0.0         |
| <b>INDUCED TERMINATION RATE</b>  | <b>10</b>   | <b>2</b>    | <b>8</b>    | <b>7.4</b>  | <b>2.8</b>  | <b>12.6</b> |
| 10-14                            | 0           | 0           | 0           | 0.0         | 0.0         | 0.0         |
| 15-17                            | 1           | 0           | 1           | 4.1         | 0.0         | 7.9         |
| 18-19                            | 1           | 0           | 1           | 10.3        | 0.0         | 18.9        |
| Age of Recipient                 |             |             |             |             |             |             |
| 20-24                            | 2           | 0           | 2           | 8.3         | 0.0         | 15.9        |
| 25-29                            | 2           | 1           | 1           | 9.8         | 9.5         | 10.0        |
| 30-34                            | 2           | 1           | 1           | 9.1         | 7.4         | 11.9        |
| 35-39                            | 1           | 0           | 1           | 6.0         | 0.0         | 13.7        |
| 40-44                            | 1           | 0           | 1           | 5.8         | 0.0         | 14.1        |
| >44                              | 0           | 0           | 0           | 0.0         | 0.0         | 0.0         |
| <b>MARRIAGES</b>                 | <b>43</b>   | <b>30</b>   | <b>13</b>   | <b>7.4</b>  | <b>9.7</b>  | <b>4.8</b>  |
| <b>DIVORCES</b>                  | <b>22</b>   | <b>18</b>   | <b>3</b>    | <b>3.8</b>  | <b>5.8</b>  | <b>1.1</b>  |

## SELECTED VITAL STATISTICS BY RACE, BY COUNTY, 1989

| ITEM                             | MCDUFFIE     |              |             |             |             |             |
|----------------------------------|--------------|--------------|-------------|-------------|-------------|-------------|
|                                  | NUMBER       |              |             | RATE        |             |             |
|                                  | Total        | White        | Black       | Total       | White       | Black       |
| <b>POPULATION</b>                | <b>20701</b> | <b>13178</b> | <b>7523</b> | <b>0.0</b>  | <b>0.0</b>  | <b>0.0</b>  |
| <b>LIVE BIRTHS</b>               | <b>339</b>   | <b>196</b>   | <b>143</b>  | <b>16.4</b> | <b>14.9</b> | <b>19.0</b> |
| 10-14                            | 3            | 1            | 2           | 3.5         | 2.0         | 5.7         |
| 15-17                            | 29           | 13           | 16          | 43.7        | 37.6        | 50.5        |
| 18-19                            | 41           | 18           | 23          | 105.1       | 84.5        | 129.9       |
| 20-24                            | 109          | 68           | 41          | 121.7       | 132.6       | 107.0       |
| 25-29                            | 92           | 56           | 36          | 111.7       | 114.1       | 108.1       |
| 30-34                            | 44           | 31           | 13          | 55.6        | 60.5        | 46.6        |
| 35-39                            | 17           | 7            | 10          | 25.2        | 16.6        | 39.4        |
| 40-44                            | 3            | 2            | 1           | 5.4         | 5.6         | 5.2         |
| >44                              | 1            | 0            | 1           | 1.9         | 0.0         | 6.8         |
| <b>UNWED MOTHER BIRTH RATE</b>   | <b>134</b>   | <b>41</b>    | <b>93</b>   | <b>28.0</b> | <b>14.4</b> | <b>48.1</b> |
| 10-14                            | 3            | 1            | 2           | 3.5         | 2.0         | 5.7         |
| 15-17                            | 23           | 7            | 16          | 34.7        | 20.2        | 50.5        |
| 18-19                            | 26           | 6            | 20          | 66.7        | 28.2        | 113.0       |
| 20-24                            | 51           | 21           | 30          | 56.9        | 40.9        | 78.3        |
| 25-29                            | 22           | 6            | 16          | 26.7        | 12.2        | 48.0        |
| 30-34                            | 5            | 0            | 5           | 6.3         | 0.0         | 17.9        |
| 35-39                            | 4            | 0            | 4           | 5.9         | 0.0         | 15.7        |
| 40-44                            | 0            | 0            | 0           | 0.0         | 0.0         | 0.0         |
| >44                              | 0            | 0            | 0           | 0.0         | 0.0         | 0.0         |
| <b>% BIRTH WEIGHT</b>            |              |              |             |             |             |             |
| <500                             | 0            | 0            | 0           | 0.0         | 0.0         | 0.0         |
| 500-1499                         | 6            | 2            | 4           | 1.8         | 1.0         | 2.8         |
| 1500-2499                        | 24           | 11           | 13          | 7.1         | 5.6         | 9.1         |
| 2500-3999                        | 278          | 158          | 120         | 82.0        | 80.6        | 83.9        |
| ≥4000                            | 31           | 25           | 6           | 9.1         | 12.8        | 4.2         |
| <b>% OUT OF HOSPITAL BIRTHS</b>  | <b>5</b>     | <b>2</b>     | <b>3</b>    | <b>1.5</b>  | <b>1.0</b>  | <b>2.1</b>  |
| <b>SPONTANEOUS ABORTION RATE</b> | <b>19</b>    | <b>12</b>    | <b>7</b>    | <b>4.0</b>  | <b>4.2</b>  | <b>3.6</b>  |
| 10-14                            | 0            | 0            | 0           | 0.0         | 0.0         | 0.0         |
| 15-17                            | 0            | 0            | 0           | 0.0         | 0.0         | 0.0         |
| 18-19                            | 3            | 0            | 3           | 7.7         | 0.0         | 16.9        |
| 20-24                            | 8            | 6            | 2           | 8.9         | 11.7        | 5.2         |
| 25-29                            | 7            | 6            | 1           | 8.5         | 12.2        | 3.0         |
| 30-34                            | 0            | 0            | 0           | 0.0         | 0.0         | 0.0         |
| 35-39                            | 1            | 0            | 1           | 1.5         | 0.0         | 3.9         |
| 40-44                            | 0            | 0            | 0           | 0.0         | 0.0         | 0.0         |
| >44                              | 0            | 0            | 0           | 0.0         | 0.0         | 0.0         |
| <b>INDUCED TERMINATION RATE</b>  | <b>74</b>    | <b>37</b>    | <b>35</b>   | <b>15.4</b> | <b>13.0</b> | <b>18.1</b> |
| 10-14                            | 0            | 0            | 0           | 0.0         | 0.0         | 0.0         |
| 15-17                            | 14           | 10           | 4           | 21.1        | 28.9        | 12.6        |
| 18-19                            | 11           | 5            | 6           | 28.2        | 23.5        | 33.9        |
| 20-24                            | 16           | 9            | 7           | 17.9        | 17.5        | 18.3        |
| 25-29                            | 22           | 8            | 13          | 26.7        | 16.3        | 39.0        |
| 30-34                            | 7            | 4            | 3           | 8.8         | 7.8         | 10.8        |
| 35-39                            | 3            | 0            | 2           | 4.4         | 0.0         | 7.9         |
| 40-44                            | 1            | 1            | 0           | 1.8         | 2.8         | 0.0         |
| >44                              | 0            | 0            | 0           | 0.0         | 0.0         | 0.0         |
| <b>MARRIAGES</b>                 | <b>171</b>   | <b>104</b>   | <b>67</b>   | <b>8.3</b>  | <b>7.9</b>  | <b>8.9</b>  |
| <b>DIVORCES</b>                  | <b>119</b>   | <b>84</b>    | <b>34</b>   | <b>5.7</b>  | <b>6.4</b>  | <b>4.5</b>  |

## SELECTED VITAL STATISTICS BY RACE, BY COUNTY, 1989

| ITEM                             | MCINTOSH    |             |             |             |             |             |
|----------------------------------|-------------|-------------|-------------|-------------|-------------|-------------|
|                                  | NUMBER      |             |             | RATE        |             |             |
|                                  | Total       | White       | Black       | Total       | White       | Black       |
| <b>POPULATION</b>                | <b>8808</b> | <b>4808</b> | <b>4000</b> | <b>0.0</b>  | <b>0.0</b>  | <b>0.0</b>  |
| <b>LIVE BIRTHS</b>               | <b>166</b>  | <b>78</b>   | <b>88</b>   | <b>18.8</b> | <b>16.2</b> | <b>22.0</b> |
| 10-14                            | 0           | 0           | 0           | 0.0         | 0.0         | 0.0         |
| 15-17                            | 9           | 3           | 6           | 31.4        | 24.2        | 36.8        |
| 18-19                            | 28          | 10          | 18          | 171.8       | 126.6       | 214.3       |
| Age of Mother                    |             |             |             |             |             |             |
| 20-24                            | 58          | 24          | 34          | 151.0       | 109.1       | 207.3       |
| 25-29                            | 35          | 21          | 14          | 107.4       | 118.6       | 94.0        |
| 30-34                            | 29          | 17          | 12          | 92.1        | 91.9        | 92.3        |
| 35-39                            | 6           | 2           | 4           | 21.7        | 12.3        | 34.8        |
| 40-44                            | 1           | 1           | 0           | 4.5         | 7.5         | 0.0         |
| >44                              | 0           | 0           | 0           | 0.0         | 0.0         | 0.0         |
| <b>UNWED MOTHER BIRTH RATE</b>   | <b>73</b>   | <b>17</b>   | <b>56</b>   | <b>37.0</b> | <b>15.7</b> | <b>62.6</b> |
| 10-14                            | 0           | 0           | 0           | 0.0         | 0.0         | 0.0         |
| 15-17                            | 7           | 1           | 6           | 24.4        | 8.1         | 36.8        |
| 18-19                            | 20          | 3           | 17          | 122.7       | 38.0        | 202.4       |
| Age of Mother                    |             |             |             |             |             |             |
| 20-24                            | 32          | 9           | 23          | 83.3        | 40.9        | 140.2       |
| 25-29                            | 7           | 3           | 4           | 21.5        | 16.9        | 26.8        |
| 30-34                            | 4           | 1           | 3           | 12.7        | 5.4         | 23.1        |
| 35-39                            | 3           | 0           | 3           | 10.8        | 0.0         | 26.1        |
| 40-44                            | 0           | 0           | 0           | 0.0         | 0.0         | 0.0         |
| >44                              | 0           | 0           | 0           | 0.0         | 0.0         | 0.0         |
| <b>% BIRTH WEIGHT (grams)</b>    |             |             |             |             |             |             |
| <500                             | 0           | 0           | 0           | 0.0         | 0.0         | 0.0         |
| 500-1499                         | 6           | 2           | 4           | 3.6         | 2.6         | 4.5         |
| 1500-2499                        | 18          | 7           | 11          | 10.8        | 9.0         | 12.5        |
| 2500-3999                        | 134         | 63          | 71          | 80.7        | 80.8        | 80.7        |
| ≥4000                            | 8           | 6           | 2           | 4.8         | 7.7         | 2.3         |
| <b>% OUT OF HOSPITAL BIRTHS</b>  | <b>1</b>    | <b>1</b>    | <b>0</b>    | <b>0.6</b>  | <b>1.3</b>  | <b>0.0</b>  |
| <b>SPONTANEOUS ABORTION RATE</b> | <b>4</b>    | <b>1</b>    | <b>3</b>    | <b>2.0</b>  | <b>0.9</b>  | <b>3.4</b>  |
| 10-14                            | 0           | 0           | 0           | 0.0         | 0.0         | 0.0         |
| 15-17                            | 0           | 0           | 0           | 0.0         | 0.0         | 0.0         |
| 18-19                            | 1           | 1           | 0           | 6.1         | 12.7        | 0.0         |
| Age of Mother                    |             |             |             |             |             |             |
| 20-24                            | 0           | 0           | 0           | 0.0         | 0.0         | 0.0         |
| 25-29                            | 0           | 0           | 0           | 0.0         | 0.0         | 0.0         |
| 30-34                            | 2           | 0           | 2           | 6.3         | 0.0         | 15.4        |
| 35-39                            | 1           | 0           | 1           | 3.6         | 0.0         | 8.7         |
| 40-44                            | 0           | 0           | 0           | 0.0         | 0.0         | 0.0         |
| >44                              | 0           | 0           | 0           | 0.0         | 0.0         | 0.0         |
| <b>INDUCED TERMINATION RATE</b>  | <b>18</b>   | <b>7</b>    | <b>11</b>   | <b>9.1</b>  | <b>6.5</b>  | <b>12.3</b> |
| 10-14                            | 0           | 0           | 0           | 0.0         | 0.0         | 0.0         |
| 15-17                            | 1           | 0           | 1           | 3.5         | 0.0         | 6.1         |
| 18-19                            | 3           | 0           | 3           | 18.4        | 0.0         | 35.7        |
| Age of Recipient                 |             |             |             |             |             |             |
| 20-24                            | 6           | 2           | 4           | 15.6        | 9.1         | 24.4        |
| 25-29                            | 4           | 2           | 2           | 12.3        | 11.3        | 13.4        |
| 30-34                            | 2           | 2           | 0           | 6.3         | 10.8        | 0.0         |
| 35-39                            | 2           | 1           | 1           | 7.2         | 6.2         | 8.7         |
| 40-44                            | 0           | 0           | 0           | 0.0         | 0.0         | 0.0         |
| >44                              | 0           | 0           | 0           | 0.0         | 0.0         | 0.0         |
| <b>MARRIAGES</b>                 | <b>81</b>   | <b>58</b>   | <b>23</b>   | <b>9.2</b>  | <b>12.1</b> | <b>5.7</b>  |
| <b>DIVORCES</b>                  | <b>52</b>   | <b>31</b>   | <b>20</b>   | <b>5.9</b>  | <b>6.4</b>  | <b>5.0</b>  |

## SELECTED VITAL STATISTICS BY RACE, BY COUNTY, 1989

| ITEM                             | MERIWETHER |       |       |       |       |       |
|----------------------------------|------------|-------|-------|-------|-------|-------|
|                                  | NUMBER     |       |       | RATE  |       |       |
|                                  | Total      | White | Black | Total | White | Black |
| <b>POPULATION</b>                | 21822      | 11950 | 9872  | 0.0   | 0.0   | 0.0   |
| <b>LIVE BIRTHS</b>               | 396        | 161   | 234   | 18.1  | 13.5  | 23.7  |
| 10-14                            | 2          | 0     | 2     | 2.0   | 0.0   | 3.5   |
| 15-17                            | 21         | 6     | 15    | 30.0  | 18.2  | 40.5  |
| 18-19                            | 59         | 22    | 37    | 164.8 | 135.0 | 189.7 |
| 20-24                            | 147        | 52    | 94    | 165.7 | 119.5 | 208.0 |
| 25-29                            | 109        | 53    | 56    | 141.4 | 129.3 | 155.1 |
| 30-34                            | 35         | 17    | 18    | 44.1  | 38.7  | 50.7  |
| 35-39                            | 17         | 11    | 6     | 29.0  | 32.2  | 24.5  |
| 40-44                            | 6          | 0     | 6     | 10.7  | 0.0   | 25.8  |
| >44                              | 0          | 0     | 0     | 0.0   | 0.0   | 0.0   |
| <b>UNWED MOTHER BIRTH RATE</b>   | 198        | 28    | 170   | 42.5  | 11.5  | 76.9  |
| 10-14                            | 2          | 0     | 2     | 2.0   | 0.0   | 3.5   |
| 15-17                            | 17         | 3     | 14    | 24.3  | 9.1   | 37.8  |
| 18-19                            | 40         | 6     | 34    | 111.7 | 36.8  | 174.4 |
| 20-24                            | 82         | 10    | 72    | 92.4  | 23.0  | 159.3 |
| 25-29                            | 38         | 7     | 31    | 49.3  | 17.1  | 85.9  |
| 30-34                            | 12         | 2     | 10    | 15.1  | 4.6   | 28.2  |
| 35-39                            | 4          | 0     | 4     | 6.8   | 0.0   | 16.3  |
| 40-44                            | 3          | 0     | 3     | 5.4   | 0.0   | 12.9  |
| >44                              | 0          | 0     | 0     | 0.0   | 0.0   | 0.0   |
| <b>% BIRTH WEIGHT (grams)</b>    |            |       |       |       |       |       |
| <500                             | 0          | 0     | 0     | 0.0   | 0.0   | 0.0   |
| 500-1499                         | 9          | 0     | 9     | 2.3   | 0.0   | 3.8   |
| 1500-2499                        | 36         | 12    | 24    | 9.1   | 7.5   | 10.3  |
| 2500-3999                        | 330        | 134   | 195   | 83.3  | 83.2  | 83.3  |
| ≥4000                            | 21         | 15    | 6     | 5.3   | 9.3   | 2.6   |
| <b>% OUT OF HOSPITAL BIRTHS</b>  | 9          | 2     | 7     | 2.3   | 1.2   | 3.0   |
| <b>SPONTANEOUS ABORTION RATE</b> | 22         | 8     | 14    | 4.7   | 3.3   | 6.3   |
| 10-14                            | 0          | 0     | 0     | 0.0   | 0.0   | 0.0   |
| 15-17                            | 0          | 0     | 0     | 0.0   | 0.0   | 0.0   |
| 18-19                            | 2          | 0     | 2     | 5.6   | 0.0   | 10.3  |
| 20-24                            | 4          | 3     | 1     | 4.5   | 6.9   | 2.2   |
| 25-29                            | 6          | 3     | 3     | 7.8   | 7.3   | 8.3   |
| 30-34                            | 7          | 2     | 5     | 8.8   | 4.6   | 14.1  |
| 35-39                            | 2          | 0     | 2     | 3.4   | 0.0   | 8.2   |
| 40-44                            | 1          | 0     | 1     | 1.8   | 0.0   | 4.3   |
| >44                              | 0          | 0     | 0     | 0.0   | 0.0   | 0.0   |
| <b>INDUCED TERMINATION RATE</b>  | 76         | 41    | 34    | 16.3  | 16.8  | 15.4  |
| 10-14                            | 0          | 0     | 0     | 0.0   | 0.0   | 0.0   |
| 15-17                            | 13         | 8     | 5     | 18.6  | 24.3  | 13.5  |
| 18-19                            | 13         | 5     | 8     | 36.3  | 30.7  | 41.0  |
| 20-24                            | 18         | 6     | 11    | 20.3  | 13.8  | 24.3  |
| 25-29                            | 16         | 10    | 6     | 20.8  | 24.4  | 16.6  |
| 30-34                            | 11         | 9     | 2     | 13.9  | 20.5  | 5.6   |
| 35-39                            | 3          | 2     | 1     | 5.1   | 5.8   | 4.1   |
| 40-44                            | 2          | 1     | 1     | 3.6   | 3.1   | 4.3   |
| >44                              | 0          | 0     | 0     | 0.0   | 0.0   | 0.0   |
| <b>MARRIAGES</b>                 | 140        | 81    | 59    | 6.4   | 6.8   | 6.0   |
| <b>DIVORCES</b>                  | 111        | 86    | 21    | 5.1   | 7.2   | 2.1   |

## SELECTED VITAL STATISTICS BY RACE, BY COUNTY, 1989

| ITEM                             | MILLER      |             |             |             |            |             |
|----------------------------------|-------------|-------------|-------------|-------------|------------|-------------|
|                                  | NUMBER      |             |             | RATE        |            |             |
|                                  | Total       | White       | Black       | Total       | White      | Black       |
| <b>POPULATION</b>                | <b>7684</b> | <b>5495</b> | <b>2189</b> | <b>0.0</b>  | <b>0.0</b> | <b>0.0</b>  |
| <b>LIVE BIRTHS</b>               | <b>92</b>   | <b>39</b>   | <b>53</b>   | <b>12.0</b> | <b>7.1</b> | <b>24.2</b> |
| 10-14                            | 1           | 1           | 0           | 2.8         | 5.1        | 0.0         |
| 15-17                            | 7           | 0           | 7           | 29.2        | 0.0        | 66.7        |
| 18-19                            | 14          | 3           | 11          | 102.9       | 34.9       | 220.0       |
| Age of Mother                    |             |             |             |             |            |             |
| 20-24                            | 35          | 17          | 18          | 114.0       | 79.8       | 191.5       |
| 25-29                            | 18          | 15          | 3           | 67.4        | 85.2       | 33.0        |
| 30-34                            | 14          | 3           | 11          | 60.3        | 17.5       | 180.3       |
| 35-39                            | 1           | 0           | 1           | 4.4         | 0.0        | 18.9        |
| 40-44                            | 2           | 0           | 2           | 10.3        | 0.0        | 47.6        |
| >44                              | 0           | 0           | 0           | 0.0         | 0.0        | 0.0         |
| <b>UNWED MOTHER BIRTH RATE</b>   | <b>36</b>   | <b>3</b>    | <b>33</b>   | <b>22.5</b> | <b>2.7</b> | <b>66.5</b> |
| 10-14                            | 1           | 1           | 0           | 2.8         | 5.1        | 0.0         |
| 15-17                            | 7           | 0           | 7           | 29.2        | 0.0        | 66.7        |
| 18-19                            | 7           | 0           | 7           | 51.5        | 0.0        | 140.0       |
| Age of Mother                    |             |             |             |             |            |             |
| 20-24                            | 14          | 2           | 12          | 45.6        | 9.4        | 127.7       |
| 25-29                            | 3           | 0           | 3           | 11.2        | 0.0        | 33.0        |
| 30-34                            | 3           | 0           | 3           | 12.9        | 0.0        | 49.2        |
| 35-39                            | 1           | 0           | 1           | 4.4         | 0.0        | 18.9        |
| 40-44                            | 0           | 0           | 0           | 0.0         | 0.0        | 0.0         |
| >44                              | 0           | 0           | 0           | 0.0         | 0.0        | 0.0         |
| <b>% BIRTH WEIGHT (grams)</b>    |             |             |             |             |            |             |
| <500                             | 0           | 0           | 0           | 0.0         | 0.0        | 0.0         |
| 500-1499                         | 0           | 0           | 0           | 0.0         | 0.0        | 0.0         |
| 1500-2499                        | 4           | 1           | 3           | 4.3         | 2.6        | 5.7         |
| 2500-3999                        | 83          | 37          | 46          | 90.2        | 94.9       | 86.8        |
| ≥4000                            | 5           | 1           | 4           | 5.4         | 2.6        | 7.5         |
| <b>% OUT OF HOSPITAL BIRTHS</b>  | <b>0</b>    | <b>0</b>    | <b>0</b>    | <b>0.0</b>  | <b>0.0</b> | <b>0.0</b>  |
| <b>SPONTANEOUS ABORTION RATE</b> | <b>8</b>    | <b>2</b>    | <b>6</b>    | <b>5.0</b>  | <b>1.8</b> | <b>12.1</b> |
| 10-14                            | 1           | 0           | 1           | 2.8         | 0.0        | 6.3         |
| 15-17                            | 0           | 0           | 0           | 0.0         | 0.0        | 0.0         |
| 18-19                            | 1           | 0           | 1           | 7.4         | 0.0        | 20.0        |
| Age of Mother                    |             |             |             |             |            |             |
| 20-24                            | 2           | 0           | 2           | 6.5         | 0.0        | 21.3        |
| 25-29                            | 4           | 2           | 2           | 15.0        | 11.4       | 22.0        |
| 30-34                            | 0           | 0           | 0           | 0.0         | 0.0        | 0.0         |
| 35-39                            | 0           | 0           | 0           | 0.0         | 0.0        | 0.0         |
| 40-44                            | 0           | 0           | 0           | 0.0         | 0.0        | 0.0         |
| >44                              | 0           | 0           | 0           | 0.0         | 0.0        | 0.0         |
| <b>INDUCED TERMINATION RATE</b>  | <b>3</b>    | <b>0</b>    | <b>3</b>    | <b>1.9</b>  | <b>0.0</b> | <b>6.0</b>  |
| 10-14                            | 0           | 0           | 0           | 0.0         | 0.0        | 0.0         |
| 15-17                            | 0           | 0           | 0           | 0.0         | 0.0        | 0.0         |
| 18-19                            | 0           | 0           | 0           | 0.0         | 0.0        | 0.0         |
| Age of Recipient                 |             |             |             |             |            |             |
| 20-24                            | 0           | 0           | 0           | 0.0         | 0.0        | 0.0         |
| 25-29                            | 3           | 0           | 3           | 11.2        | 0.0        | 33.0        |
| 30-34                            | 0           | 0           | 0           | 0.0         | 0.0        | 0.0         |
| 35-39                            | 0           | 0           | 0           | 0.0         | 0.0        | 0.0         |
| 40-44                            | 0           | 0           | 0           | 0.0         | 0.0        | 0.0         |
| >44                              | 0           | 0           | 0           | 0.0         | 0.0        | 0.0         |
| <b>MARRIAGES</b>                 | <b>51</b>   | <b>42</b>   | <b>8</b>    | <b>6.6</b>  | <b>7.6</b> | <b>3.7</b>  |
| <b>DIVORCES</b>                  | <b>33</b>   | <b>28</b>   | <b>3</b>    | <b>4.3</b>  | <b>5.1</b> | <b>1.4</b>  |

## SELECTED VITAL STATISTICS BY RACE, BY COUNTY, 1989

| ITEM                             | MITCHELL     |              |              |             |             |             |
|----------------------------------|--------------|--------------|--------------|-------------|-------------|-------------|
|                                  | NUMBER       |              |              | RATE        |             |             |
|                                  | Total        | White        | Black        | Total       | White       | Black       |
| <b>POPULATION</b>                | <b>23733</b> | <b>12263</b> | <b>11470</b> | <b>0.0</b>  | <b>0.0</b>  | <b>0.0</b>  |
| <b>LIVE BIRTHS</b>               | <b>380</b>   | <b>154</b>   | <b>221</b>   | <b>16.0</b> | <b>12.6</b> | <b>19.3</b> |
| 10-14                            | 4            | 1            | 3            | 3.6         | 2.0         | 4.8         |
| 15-17                            | 38           | 7            | 31           | 49.5        | 22.6        | 67.7        |
| 18-19                            | 51           | 16           | 35           | 117.2       | 86.0        | 140.6       |
| 20-24                            | 134          | 54           | 79           | 139.6       | 125.0       | 149.6       |
| 25-29                            | 87           | 51           | 36           | 93.4        | 117.8       | 72.3        |
| 30-34                            | 48           | 19           | 27           | 61.1        | 42.8        | 79.2        |
| 35-39                            | 12           | 5            | 5            | 17.7        | 13.1        | 16.8        |
| 40-44                            | 6            | 1            | 5            | 10.4        | 3.0         | 21.0        |
| >44                              | 0            | 0            | 0            | 0.0         | 0.0         | 0.0         |
| <b>UNWED MOTHER BIRTH RATE</b>   | <b>201</b>   | <b>20</b>    | <b>181</b>   | <b>39.2</b> | <b>7.9</b>  | <b>69.3</b> |
| 10-14                            | 4            | 1            | 3            | 3.6         | 2.0         | 4.8         |
| 15-17                            | 34           | 3            | 31           | 44.3        | 9.7         | 67.7        |
| 18-19                            | 39           | 7            | 32           | 89.7        | 37.6        | 128.5       |
| 20-24                            | 72           | 5            | 67           | 75.0        | 11.6        | 126.9       |
| 25-29                            | 29           | 3            | 26           | 31.1        | 6.9         | 52.2        |
| 30-34                            | 15           | 1            | 14           | 19.1        | 2.3         | 41.1        |
| 35-39                            | 4            | 0            | 4            | 5.9         | 0.0         | 13.4        |
| 40-44                            | 4            | 0            | 4            | 7.0         | 0.0         | 16.8        |
| >44                              | 0            | 0            | 0            | 0.0         | 0.0         | 0.0         |
| <b>% BIRTH WEIGHT</b>            |              |              |              |             |             |             |
| <500                             | 0            | 0            | 0            | 0.0         | 0.0         | 0.0         |
| 500-1499                         | 6            | 2            | 4            | 1.6         | 1.3         | 1.8         |
| 1500-2499                        | 34           | 8            | 24           | 8.9         | 5.2         | 10.9        |
| 2500-3999                        | 315          | 130          | 182          | 82.9        | 84.4        | 82.4        |
| ≥4000                            | 25           | 14           | 11           | 6.6         | 9.1         | 5.0         |
| <b>% OUT OF HOSPITAL BIRTHS</b>  | <b>2</b>     | <b>0</b>     | <b>1</b>     | <b>0.5</b>  | <b>0.0</b>  | <b>0.5</b>  |
| <b>SPONTANEOUS ABORTION RATE</b> | <b>24</b>    | <b>10</b>    | <b>13</b>    | <b>4.7</b>  | <b>4.0</b>  | <b>5.0</b>  |
| 10-14                            | 0            | 0            | 0            | 0.0         | 0.0         | 0.0         |
| 15-17                            | 1            | 0            | 1            | 1.3         | 0.0         | 2.2         |
| 18-19                            | 4            | 2            | 2            | 9.2         | 10.8        | 8.0         |
| 20-24                            | 6            | 2            | 4            | 6.2         | 4.6         | 7.6         |
| 25-29                            | 6            | 4            | 2            | 6.4         | 9.2         | 4.0         |
| 30-34                            | 5            | 1            | 3            | 6.4         | 2.3         | 8.8         |
| 35-39                            | 2            | 1            | 1            | 2.9         | 2.6         | 3.4         |
| 40-44                            | 0            | 0            | 0            | 0.0         | 0.0         | 0.0         |
| >44                              | 0            | 0            | 0            | 0.0         | 0.0         | 0.0         |
| <b>INDUCED TERMINATION RATE</b>  | <b>17</b>    | <b>7</b>     | <b>10</b>    | <b>3.3</b>  | <b>2.8</b>  | <b>3.8</b>  |
| 10-14                            | 1            | 0            | 1            | 0.9         | 0.0         | 1.6         |
| 15-17                            | 2            | 0            | 2            | 2.6         | 0.0         | 4.4         |
| 18-19                            | 5            | 3            | 2            | 11.5        | 16.1        | 8.0         |
| 20-24                            | 1            | 1            | 0            | 1.0         | 2.3         | 0.0         |
| 25-29                            | 2            | 2            | 0            | 2.1         | 4.6         | 0.0         |
| 30-34                            | 4            | 1            | 3            | 5.1         | 2.3         | 8.8         |
| 35-39                            | 2            | 0            | 2            | 2.9         | 0.0         | 6.7         |
| 40-44                            | 0            | 0            | 0            | 0.0         | 0.0         | 0.0         |
| >44                              | 0            | 0            | 0            | 0.0         | 0.0         | 0.0         |
| <b>MARRIAGES</b>                 | <b>154</b>   | <b>99</b>    | <b>55</b>    | <b>6.5</b>  | <b>8.1</b>  | <b>4.8</b>  |
| <b>DIVORCES</b>                  | <b>83</b>    | <b>54</b>    | <b>18</b>    | <b>3.5</b>  | <b>4.4</b>  | <b>1.6</b>  |

## SELECTED VITAL STATISTICS BY RACE, BY COUNTY, 1989

| ITEM                             | MONROE       |              |             |             |             |             |
|----------------------------------|--------------|--------------|-------------|-------------|-------------|-------------|
|                                  | NUMBER       |              |             | RATE        |             |             |
|                                  | Total        | White        | Black       | Total       | White       | Black       |
| <b>POPULATION</b>                | <b>16267</b> | <b>10064</b> | <b>6203</b> | <b>0.0</b>  | <b>0.0</b>  | <b>0.0</b>  |
| <b>LIVE BIRTHS</b>               | <b>267</b>   | <b>172</b>   | <b>93</b>   | <b>16.4</b> | <b>17.1</b> | <b>15.0</b> |
| Age of Mother                    |              |              |             |             |             |             |
| 10-14                            | 2            | 1            | 1           | 3.0         | 2.7         | 3.3         |
| 15-17                            | 18           | 7            | 11          | 39.2        | 29.5        | 49.5        |
| 18-19                            | 24           | 10           | 14          | 59.3        | 38.0        | 98.6        |
| 20-24                            | 83           | 55           | 28          | 102.6       | 113.4       | 86.4        |
| 25-29                            | 85           | 64           | 20          | 125.2       | 166.7       | 67.8        |
| 30-34                            | 44           | 30           | 13          | 75.2        | 80.2        | 61.6        |
| 35-39                            | 11           | 5            | 6           | 20.2        | 14.7        | 29.1        |
| 40-44                            | 0            | 0            | 0           | 0.0         | 0.0         | 0.0         |
| >44                              | 0            | 0            | 0           | 0.0         | 0.0         | 0.0         |
| <b>UNWED MOTHER BIRTH RATE</b>   | <b>85</b>    | <b>20</b>    | <b>65</b>   | <b>21.7</b> | <b>8.5</b>  | <b>41.6</b> |
| Age of Mother                    |              |              |             |             |             |             |
| 10-14                            | 2            | 1            | 1           | 3.0         | 2.7         | 3.3         |
| 15-17                            | 15           | 5            | 10          | 32.7        | 21.1        | 45.0        |
| 18-19                            | 19           | 5            | 14          | 46.9        | 19.0        | 98.6        |
| 20-24                            | 24           | 5            | 19          | 29.7        | 10.3        | 58.6        |
| 25-29                            | 15           | 3            | 12          | 22.1        | 7.8         | 40.7        |
| 30-34                            | 7            | 1            | 6           | 12.0        | 2.7         | 28.4        |
| 35-39                            | 3            | 0            | 3           | 5.5         | 0.0         | 14.6        |
| 40-44                            | 0            | 0            | 0           | 0.0         | 0.0         | 0.0         |
| >44                              | 0            | 0            | 0           | 0.0         | 0.0         | 0.0         |
| <b>% BIRTH WEIGHT (grams)</b>    |              |              |             |             |             |             |
| <500                             | 0            | 0            | 0           | 0.0         | 0.0         | 0.0         |
| 500-1499                         | 4            | 1            | 3           | 1.5         | 0.6         | 3.2         |
| 1500-2499                        | 12           | 2            | 10          | 4.5         | 1.2         | 10.8        |
| 2500-3999                        | 216          | 142          | 72          | 80.9        | 82.6        | 77.4        |
| ≥4000                            | 35           | 27           | 8           | 13.1        | 15.7        | 8.6         |
| <b>% OUT OF HOSPITAL BIRTHS</b>  | <b>0</b>     | <b>0</b>     | <b>0</b>    | <b>0.0</b>  | <b>0.0</b>  | <b>0.0</b>  |
| <b>SPONTANEOUS ABORTION RATE</b> | <b>20</b>    | <b>9</b>     | <b>11</b>   | <b>5.1</b>  | <b>3.8</b>  | <b>7.0</b>  |
| Age of Mother                    |              |              |             |             |             |             |
| 10-14                            | 0            | 0            | 0           | 0.0         | 0.0         | 0.0         |
| 15-17                            | 1            | 0            | 1           | 2.2         | 0.0         | 4.5         |
| 18-19                            | 2            | 1            | 1           | 4.9         | 3.8         | 7.0         |
| 20-24                            | 4            | 3            | 1           | 4.9         | 6.2         | 3.1         |
| 25-29                            | 7            | 3            | 4           | 10.3        | 7.8         | 13.6        |
| 30-34                            | 1            | 1            | 0           | 1.7         | 2.7         | 0.0         |
| 35-39                            | 4            | 1            | 3           | 7.3         | 2.9         | 14.6        |
| 40-44                            | 1            | 0            | 1           | 2.3         | 0.0         | 6.1         |
| >44                              | 0            | 0            | 0           | 0.0         | 0.0         | 0.0         |
| <b>INDUCED TERMINATION RATE</b>  | <b>64</b>    | <b>30</b>    | <b>32</b>   | <b>16.4</b> | <b>12.8</b> | <b>20.5</b> |
| Age of Recipient                 |              |              |             |             |             |             |
| 10-14                            | 1            | 1            | 0           | 1.5         | 2.7         | 0.0         |
| 15-17                            | 11           | 5            | 6           | 24.0        | 21.1        | 27.0        |
| 18-19                            | 12           | 6            | 6           | 29.6        | 22.8        | 42.3        |
| 20-24                            | 17           | 9            | 8           | 21.0        | 18.6        | 24.7        |
| 25-29                            | 8            | 6            | 1           | 11.8        | 15.6        | 3.4         |
| 30-34                            | 8            | 1            | 7           | 13.7        | 2.7         | 33.2        |
| 35-39                            | 6            | 2            | 3           | 11.0        | 5.9         | 14.6        |
| 40-44                            | 1            | 0            | 1           | 2.3         | 0.0         | 6.1         |
| >44                              | 0            | 0            | 0           | 0.0         | 0.0         | 0.0         |
| <b>MARRIAGES</b>                 | <b>141</b>   | <b>103</b>   | <b>38</b>   | <b>8.7</b>  | <b>10.2</b> | <b>6.1</b>  |
| <b>DIVORCES</b>                  | <b>106</b>   | <b>77</b>    | <b>22</b>   | <b>6.5</b>  | <b>7.7</b>  | <b>3.5</b>  |



## SELECTED VITAL STATISTICS BY RACE, BY COUNTY, 1989

| ITEM                             | MONTGOMERY  |             |             |             |             |             |
|----------------------------------|-------------|-------------|-------------|-------------|-------------|-------------|
|                                  | NUMBER      |             |             | RATE        |             |             |
|                                  | Total       | White       | Black       | Total       | White       | Black       |
| <b>POPULATION</b>                | <b>8295</b> | <b>5704</b> | <b>2591</b> | <b>0.0</b>  | <b>0.0</b>  | <b>0.0</b>  |
| <b>LIVE BIRTHS</b>               | <b>105</b>  | <b>67</b>   | <b>38</b>   | <b>12.7</b> | <b>11.7</b> | <b>14.7</b> |
| 10-14                            | 0           | 0           | 0           | 0.0         | 0.0         | 0.0         |
| 15-17                            | 6           | 3           | 3           | 27.6        | 24.8        | 31.2        |
| 18-19                            | 13          | 7           | 6           | 59.6        | 44.0        | 101.7       |
| Age of Mother                    |             |             |             |             |             |             |
| 20-24                            | 36          | 23          | 13          | 105.3       | 98.7        | 119.3       |
| 25-29                            | 33          | 21          | 12          | 107.8       | 101.0       | 122.4       |
| 30-34                            | 16          | 12          | 4           | 56.5        | 56.9        | 55.6        |
| 35-39                            | 1           | 1           | 0           | 4.5         | 6.2         | 0.0         |
| 40-44                            | 0           | 0           | 0           | 0.0         | 0.0         | 0.0         |
| >44                              | 0           | 0           | 0           | 0.0         | 0.0         | 0.0         |
| <b>UNWED MOTHER BIRTH RATE</b>   | <b>35</b>   | <b>14</b>   | <b>21</b>   | <b>19.2</b> | <b>11.1</b> | <b>37.4</b> |
| 10-14                            | 0           | 0           | 0           | 0.0         | 0.0         | 0.0         |
| 15-17                            | 5           | 2           | 3           | 23.0        | 16.5        | 31.2        |
| 18-19                            | 8           | 2           | 6           | 36.7        | 12.6        | 101.7       |
| Age of Mother                    |             |             |             |             |             |             |
| 20-24                            | 12          | 7           | 5           | 35.1        | 30.0        | 45.9        |
| 25-29                            | 9           | 2           | 7           | 29.4        | 9.6         | 71.4        |
| 30-34                            | 1           | 1           | 0           | 3.5         | 4.7         | 0.0         |
| 35-39                            | 0           | 0           | 0           | 0.0         | 0.0         | 0.0         |
| 40-44                            | 0           | 0           | 0           | 0.0         | 0.0         | 0.0         |
| >44                              | 0           | 0           | 0           | 0.0         | 0.0         | 0.0         |
| <b>% BIRTH WEIGHT (grams)</b>    |             |             |             |             |             |             |
| <500                             | 0           | 0           | 0           | 0.0         | 0.0         | 0.0         |
| 500-1499                         | 0           | 0           | 0           | 0.0         | 0.0         | 0.0         |
| 1500-2499                        | 9           | 5           | 4           | 8.6         | 7.5         | 10.5        |
| 2500-3999                        | 88          | 55          | 33          | 83.8        | 82.1        | 86.8        |
| ≥4000                            | 8           | 7           | 1           | 7.6         | 10.4        | 2.6         |
| <b>% OUT OF HOSPITAL BIRTHS</b>  | <b>0</b>    | <b>0</b>    | <b>0</b>    | <b>0.0</b>  | <b>0.0</b>  | <b>0.0</b>  |
| <b>SPONTANEOUS ABORTION RATE</b> | <b>3</b>    | <b>1</b>    | <b>2</b>    | <b>1.6</b>  | <b>0.8</b>  | <b>3.6</b>  |
| 10-14                            | 0           | 0           | 0           | 0.0         | 0.0         | 0.0         |
| 15-17                            | 0           | 0           | 0           | 0.0         | 0.0         | 0.0         |
| 18-19                            | 0           | 0           | 0           | 0.0         | 0.0         | 0.0         |
| Age of Mother                    |             |             |             |             |             |             |
| 20-24                            | 2           | 1           | 1           | 5.8         | 4.3         | 9.2         |
| 25-29                            | 0           | 0           | 0           | 0.0         | 0.0         | 0.0         |
| 30-34                            | 1           | 0           | 1           | 3.5         | 0.0         | 13.9        |
| 35-39                            | 0           | 0           | 0           | 0.0         | 0.0         | 0.0         |
| 40-44                            | 0           | 0           | 0           | 0.0         | 0.0         | 0.0         |
| >44                              | 0           | 0           | 0           | 0.0         | 0.0         | 0.0         |
| <b>INDUCED TERMINATION RATE</b>  | <b>7</b>    | <b>4</b>    | <b>3</b>    | <b>3.8</b>  | <b>3.2</b>  | <b>5.3</b>  |
| 10-14                            | 0           | 0           | 0           | 0.0         | 0.0         | 0.0         |
| 15-17                            | 1           | 0           | 1           | 4.6         | 0.0         | 10.4        |
| 18-19                            | 4           | 3           | 1           | 18.3        | 18.9        | 16.9        |
| Age of Recipient                 |             |             |             |             |             |             |
| 20-24                            | 1           | 1           | 0           | 2.9         | 4.3         | 0.0         |
| 25-29                            | 0           | 0           | 0           | 0.0         | 0.0         | 0.0         |
| 30-34                            | 0           | 0           | 0           | 0.0         | 0.0         | 0.0         |
| 35-39                            | 1           | 0           | 1           | 4.5         | 0.0         | 16.4        |
| 40-44                            | 0           | 0           | 0           | 0.0         | 0.0         | 0.0         |
| >44                              | 0           | 0           | 0           | 0.0         | 0.0         | 0.0         |
| <b>MARRIAGES</b>                 | <b>49</b>   | <b>34</b>   | <b>15</b>   | <b>5.9</b>  | <b>6.0</b>  | <b>5.8</b>  |
| <b>DIVORCES</b>                  | <b>26</b>   | <b>20</b>   | <b>5</b>    | <b>3.1</b>  | <b>3.5</b>  | <b>1.9</b>  |

## SELECTED VITAL STATISTICS BY RACE, BY COUNTY, 1989

| ITEM                             | MORGAN       |             |             |             |             |             |
|----------------------------------|--------------|-------------|-------------|-------------|-------------|-------------|
|                                  | NUMBER       |             |             | RATE        |             |             |
|                                  | Total        | White       | Black       | Total       | White       | Black       |
| <b>POPULATION</b>                | <b>13875</b> | <b>8174</b> | <b>5701</b> | <b>0.0</b>  | <b>0.0</b>  | <b>0.0</b>  |
| <b>LIVE BIRTHS</b>               | <b>207</b>   | <b>127</b>  | <b>78</b>   | <b>14.9</b> | <b>15.5</b> | <b>13.7</b> |
| Age of Mother                    |              |             |             |             |             |             |
| 10-14                            | 2            | 0           | 2           | 3.1         | 0.0         | 6.7         |
| 15-17                            | 11           | 4           | 7           | 26.5        | 21.3        | 30.8        |
| 18-19                            | 22           | 13          | 9           | 98.7        | 136.8       | 70.3        |
| 20-24                            | 80           | 52          | 28          | 148.1       | 202.3       | 98.9        |
| 25-29                            | 52           | 35          | 15          | 97.6        | 105.1       | 75.0        |
| 30-34                            | 27           | 13          | 14          | 58.8        | 47.4        | 75.7        |
| 35-39                            | 13           | 10          | 3           | 30.8        | 38.8        | 18.3        |
| 40-44                            | 0            | 0           | 0           | 0.0         | 0.0         | 0.0         |
| >44                              | 0            | 0           | 0           | 0.0         | 0.0         | 0.0         |
| <b>UNWED MOTHER BIRTH RATE</b>   | <b>72</b>    | <b>20</b>   | <b>52</b>   | <b>24.5</b> | <b>12.3</b> | <b>39.7</b> |
| Age of Mother                    |              |             |             |             |             |             |
| 10-14                            | 2            | 0           | 2           | 3.1         | 0.0         | 6.7         |
| 15-17                            | 9            | 2           | 7           | 21.7        | 10.6        | 30.8        |
| 18-19                            | 12           | 4           | 8           | 53.8        | 42.1        | 62.5        |
| 20-24                            | 30           | 11          | 19          | 55.6        | 42.8        | 67.1        |
| 25-29                            | 9            | 2           | 7           | 16.9        | 6.0         | 35.0        |
| 30-34                            | 8            | 1           | 7           | 17.4        | 3.6         | 37.8        |
| 35-39                            | 2            | 0           | 2           | 4.7         | 0.0         | 12.2        |
| 40-44                            | 0            | 0           | 0           | 0.0         | 0.0         | 0.0         |
| >44                              | 0            | 0           | 0           | 0.0         | 0.0         | 0.0         |
| <b>% BIRTH WEIGHT (grams)</b>    |              |             |             |             |             |             |
| <500                             | 0            | 0           | 0           | 0.0         | 0.0         | 0.0         |
| 500-1499                         | 4            | 0           | 4           | 1.9         | 0.0         | 5.1         |
| 1500-2499                        | 14           | 8           | 6           | 6.8         | 6.3         | 7.7         |
| 2500-3999                        | 170          | 105         | 63          | 82.1        | 82.7        | 80.8        |
| ≥4000                            | 19           | 14          | 5           | 9.2         | 11.0        | 6.4         |
| <b>% OUT OF HOSPITAL BIRTHS</b>  | <b>4</b>     | <b>1</b>    | <b>3</b>    | <b>1.9</b>  | <b>0.8</b>  | <b>3.8</b>  |
| <b>SPONTANEOUS ABORTION RATE</b> | <b>7</b>     | <b>3</b>    | <b>4</b>    | <b>2.4</b>  | <b>1.8</b>  | <b>3.1</b>  |
| Age of Mother                    |              |             |             |             |             |             |
| 10-14                            | 0            | 0           | 0           | 0.0         | 0.0         | 0.0         |
| 15-17                            | 0            | 0           | 0           | 0.0         | 0.0         | 0.0         |
| 18-19                            | 1            | 1           | 0           | 4.5         | 10.5        | 0.0         |
| 20-24                            | 0            | 0           | 0           | 0.0         | 0.0         | 0.0         |
| 25-29                            | 3            | 1           | 2           | 5.6         | 3.0         | 10.0        |
| 30-34                            | 3            | 1           | 2           | 6.5         | 3.6         | 10.8        |
| 35-39                            | 0            | 0           | 0           | 0.0         | 0.0         | 0.0         |
| 40-44                            | 0            | 0           | 0           | 0.0         | 0.0         | 0.0         |
| >44                              | 0            | 0           | 0           | 0.0         | 0.0         | 0.0         |
| <b>INDUCED TERMINATION RATE</b>  | <b>46</b>    | <b>19</b>   | <b>27</b>   | <b>15.7</b> | <b>11.7</b> | <b>20.6</b> |
| Age of Recipient                 |              |             |             |             |             |             |
| 10-14                            | 0            | 0           | 0           | 0.0         | 0.0         | 0.0         |
| 15-17                            | 5            | 3           | 2           | 12.0        | 16.0        | 8.8         |
| 18-19                            | 6            | 3           | 3           | 26.9        | 31.6        | 23.4        |
| 20-24                            | 18           | 7           | 11          | 33.3        | 27.2        | 38.9        |
| 25-29                            | 10           | 5           | 5           | 18.8        | 15.0        | 25.0        |
| 30-34                            | 4            | 0           | 4           | 8.7         | 0.0         | 21.6        |
| 35-39                            | 3            | 1           | 2           | 7.1         | 3.9         | 12.2        |
| 40-44                            | 0            | 0           | 0           | 0.0         | 0.0         | 0.0         |
| >44                              | 0            | 0           | 0           | 0.0         | 0.0         | 0.0         |
| <b>MARRIAGES</b>                 | <b>101</b>   | <b>74</b>   | <b>27</b>   | <b>7.3</b>  | <b>9.1</b>  | <b>4.7</b>  |
| <b>DIVORCES</b>                  | <b>77</b>    | <b>65</b>   | <b>12</b>   | <b>5.5</b>  | <b>8.0</b>  | <b>2.1</b>  |

## SELECTED VITAL STATISTICS BY RACE, BY COUNTY, 1989

| ITEM                             | MURRAY       |              |            |             |             |             |
|----------------------------------|--------------|--------------|------------|-------------|-------------|-------------|
|                                  | NUMBER       |              |            | RATE        |             |             |
|                                  | Total        | White        | Black      | Total       | White       | Black       |
| <b>POPULATION</b>                | <b>23284</b> | <b>23151</b> | <b>133</b> | <b>0.0</b>  | <b>0.0</b>  | <b>0.0</b>  |
| <b>LIVE BIRTHS</b>               | <b>418</b>   | <b>417</b>   | <b>0</b>   | <b>18.0</b> | <b>18.0</b> | <b>0.0</b>  |
| 10-14                            | 2            | 2            | 0          | 1.9         | 1.9         | 0.0         |
| 15-17                            | 48           | 48           | 0          | 69.0        | 69.5        | 0.0         |
| 18-19                            | 60           | 60           | 0          | 147.1       | 148.1       | 0.0         |
| 20-24                            | 166          | 165          | 0          | 166.5       | 167.0       | 0.0         |
| 25-29                            | 91           | 91           | 0          | 92.6        | 92.8        | 0.0         |
| 30-34                            | 45           | 45           | 0          | 47.2        | 47.6        | 0.0         |
| 35-39                            | 5            | 5            | 0          | 6.2         | 6.2         | 0.0         |
| 40-44                            | 1            | 1            | 0          | 1.5         | 1.5         | 0.0         |
| >44                              | 0            | 0            | 0          | 0.0         | 0.0         | 0.0         |
| <b>UNWED MOTHER BIRTH RATE</b>   | <b>80</b>    | <b>80</b>    | <b>0</b>   | <b>14.5</b> | <b>14.5</b> | <b>0.0</b>  |
| 10-14                            | 2            | 2            | 0          | 1.9         | 1.9         | 0.0         |
| 15-17                            | 23           | 23           | 0          | 33.0        | 33.3        | 0.0         |
| 18-19                            | 18           | 18           | 0          | 44.1        | 44.4        | 0.0         |
| 20-24                            | 27           | 27           | 0          | 27.1        | 27.3        | 0.0         |
| 25-29                            | 6            | 6            | 0          | 6.1         | 6.1         | 0.0         |
| 30-34                            | 4            | 4            | 0          | 4.2         | 4.2         | 0.0         |
| 35-39                            | 0            | 0            | 0          | 0.0         | 0.0         | 0.0         |
| 40-44                            | 0            | 0            | 0          | 0.0         | 0.0         | 0.0         |
| >44                              | 0            | 0            | 0          | 0.0         | 0.0         | 0.0         |
| <b>% BIRTH WEIGHT (grams)</b>    |              |              |            |             |             |             |
| <500                             | 1            | 1            | 0          | 0.2         | 0.2         | 0.0         |
| 500-1499                         | 3            | 3            | 0          | 0.7         | 0.7         | 0.0         |
| 1500-2499                        | 21           | 21           | 0          | 5.0         | 5.0         | 0.0         |
| 2500-3999                        | 346          | 345          | 0          | 82.8        | 82.7        | 0.0         |
| ≥4000                            | 47           | 47           | 0          | 11.2        | 11.3        | 0.0         |
| <b>% OUT OF HOSPITAL BIRTHS</b>  | <b>0</b>     | <b>0</b>     | <b>0</b>   | <b>0.0</b>  | <b>0.0</b>  | <b>0.0</b>  |
| <b>SPONTANEOUS ABORTION RATE</b> | <b>34</b>    | <b>34</b>    | <b>0</b>   | <b>6.1</b>  | <b>6.2</b>  | <b>0.0</b>  |
| 10-14                            | 1            | 1            | 0          | 0.9         | 1.0         | 0.0         |
| 15-17                            | 1            | 1            | 0          | 1.4         | 1.4         | 0.0         |
| 18-19                            | 4            | 4            | 0          | 9.8         | 9.9         | 0.0         |
| 20-24                            | 17           | 17           | 0          | 17.1        | 17.2        | 0.0         |
| 25-29                            | 5            | 5            | 0          | 5.1         | 5.1         | 0.0         |
| 30-34                            | 1            | 1            | 0          | 1.0         | 1.1         | 0.0         |
| 35-39                            | 5            | 5            | 0          | 6.2         | 6.2         | 0.0         |
| 40-44                            | 0            | 0            | 0          | 0.0         | 0.0         | 0.0         |
| >44                              | 0            | 0            | 0          | 0.0         | 0.0         | 0.0         |
| <b>INDUCED TERMINATION RATE</b>  | <b>75</b>    | <b>73</b>    | <b>1</b>   | <b>13.6</b> | <b>13.3</b> | <b>32.3</b> |
| 10-14                            | 1            | 1            | 0          | 0.9         | 1.0         | 0.0         |
| 15-17                            | 11           | 11           | 0          | 15.8        | 15.9        | 0.0         |
| 18-19                            | 15           | 15           | 0          | 36.8        | 37.0        | 0.0         |
| 20-24                            | 22           | 21           | 1          | 22.1        | 21.3        | 111.1       |
| 25-29                            | 16           | 15           | 0          | 16.3        | 15.3        | 0.0         |
| 30-34                            | 6            | 6            | 0          | 6.3         | 6.3         | 0.0         |
| 35-39                            | 4            | 4            | 0          | 5.0         | 5.0         | 0.0         |
| 40-44                            | 0            | 0            | 0          | 0.0         | 0.0         | 0.0         |
| >44                              | 0            | 0            | 0          | 0.0         | 0.0         | 0.0         |
| <b>MARRIAGES</b>                 | <b>219</b>   | <b>210</b>   | <b>8</b>   | <b>9.4</b>  | <b>9.1</b>  | <b>60.2</b> |
| <b>DIVORCES</b>                  | <b>234</b>   | <b>214</b>   | <b>0</b>   | <b>10.0</b> | <b>9.2</b>  | <b>0.0</b>  |

## SELECTED VITAL STATISTICS BY RACE, BY COUNTY, 1989

| ITEM                             | MUSCOGEE |        |       |       |       |       |
|----------------------------------|----------|--------|-------|-------|-------|-------|
|                                  | NUMBER   |        |       | RATE  |       |       |
|                                  | Total    | White  | Black | Total | White | Black |
| <b>POPULATION</b>                | 203090   | 129508 | 73582 | 0.0   | 0.0   | 0.0   |
| <b>LIVE BIRTHS</b>               | 3342     | 1756   | 1540  | 16.5  | 13.6  | 20.9  |
| 10-14                            | 20       | 1      | 19    | 2.5   | 0.2   | 5.9   |
| 15-17                            | 255      | 76     | 179   | 46.8  | 22.9  | 83.9  |
| 18-19                            | 409      | 176    | 231   | 111.7 | 79.5  | 159.6 |
| Age of Mother                    |          |        |       |       |       |       |
| 20-24                            | 1128     | 600    | 514   | 110.6 | 100.3 | 121.8 |
| 25-29                            | 922      | 543    | 361   | 100.3 | 98.5  | 98.1  |
| 30-34                            | 455      | 275    | 171   | 60.7  | 58.7  | 60.7  |
| 35-39                            | 134      | 74     | 57    | 22.3  | 19.4  | 25.9  |
| 40-44                            | 19       | 11     | 8     | 3.6   | 3.2   | 4.2   |
| >44                              | 0        | 0      | 0     | 0.0   | 0.0   | 0.0   |
| <b>UNWED MOTHER BIRTH RATE</b>   | 1265     | 300    | 962   | 26.7  | 10.4  | 52.3  |
| 10-14                            | 20       | 1      | 19    | 2.5   | 0.2   | 5.9   |
| 15-17                            | 205      | 35     | 170   | 37.6  | 10.5  | 79.7  |
| 18-19                            | 264      | 69     | 195   | 72.1  | 31.2  | 134.8 |
| Age of Mother                    |          |        |       |       |       |       |
| 20-24                            | 443      | 113    | 327   | 43.4  | 18.9  | 77.5  |
| 25-29                            | 208      | 53     | 155   | 22.6  | 9.6   | 42.1  |
| 30-34                            | 91       | 22     | 69    | 12.1  | 4.7   | 24.5  |
| 35-39                            | 29       | 4      | 25    | 4.8   | 1.1   | 11.4  |
| 40-44                            | 5        | 3      | 2     | 0.9   | 0.9   | 1.1   |
| >44                              | 0        | 0      | 0     | 0.0   | 0.0   | 0.0   |
| <b>% BIRTH WEIGHT (grams)</b>    |          |        |       |       |       |       |
| <500                             | 7        | 1      | 6     | 0.2   | 0.1   | 0.4   |
| 500-1499                         | 62       | 18     | 44    | 1.9   | 1.0   | 2.9   |
| 1500-2499                        | 210      | 82     | 128   | 6.3   | 4.7   | 8.3   |
| 2500-3999                        | 2780     | 1422   | 1315  | 83.2  | 81.0  | 85.4  |
| ≥4000                            | 283      | 233    | 47    | 8.5   | 13.3  | 3.1   |
| <b>% OUT OF HOSPITAL BIRTHS</b>  | 16       | 5      | 11    | 0.5   | 0.3   | 0.7   |
| <b>SPONTANEOUS ABORTION RATE</b> | 150      | 52     | 97    | 3.2   | 1.8   | 5.3   |
| 10-14                            | 0        | 0      | 0     | 0.0   | 0.0   | 0.0   |
| 15-17                            | 10       | 1      | 9     | 1.8   | 0.3   | 4.2   |
| 18-19                            | 17       | 6      | 11    | 4.6   | 2.7   | 7.6   |
| Age of Mother                    |          |        |       |       |       |       |
| 20-24                            | 57       | 22     | 34    | 5.6   | 3.7   | 8.1   |
| 25-29                            | 29       | 9      | 20    | 3.2   | 1.6   | 5.4   |
| 30-34                            | 27       | 12     | 15    | 3.6   | 2.6   | 5.3   |
| 35-39                            | 10       | 2      | 8     | 1.7   | 0.5   | 3.6   |
| 40-44                            | 0        | 0      | 0     | 0.0   | 0.0   | 0.0   |
| >44                              | 0        | 0      | 0     | 0.0   | 0.0   | 0.0   |
| <b>INDUCED TERMINATION RATE</b>  | 964      | 468    | 466   | 20.4  | 16.2  | 25.4  |
| 10-14                            | 18       | 5      | 13    | 2.3   | 1.1   | 4.0   |
| 15-17                            | 122      | 64     | 57    | 22.4  | 19.3  | 26.7  |
| 18-19                            | 139      | 67     | 71    | 38.0  | 30.3  | 49.1  |
| Age of Recipient                 |          |        |       |       |       |       |
| 20-24                            | 298      | 135    | 153   | 29.2  | 22.6  | 36.3  |
| 25-29                            | 205      | 103    | 93    | 22.3  | 18.7  | 25.3  |
| 30-34                            | 127      | 66     | 58    | 16.9  | 14.1  | 20.6  |
| 35-39                            | 47       | 24     | 18    | 7.8   | 6.3   | 8.2   |
| 40-44                            | 8        | 4      | 3     | 1.5   | 1.2   | 1.6   |
| >44                              | 0        | 0      | 0     | 0.0   | 0.0   | 0.0   |
| <b>MARRIAGES</b>                 | 2021     | 1377   | 621   | 10.0  | 10.6  | 8.4   |
| <b>DIVORCES</b>                  | 1331     | 843    | 432   | 6.6   | 6.5   | 5.9   |

## SELECTED VITAL STATISTICS BY RACE, BY COUNTY, 1989

| ITEM                             | NEWTON |       |       |       |       |       |
|----------------------------------|--------|-------|-------|-------|-------|-------|
|                                  | NUMBER |       |       | RATE  |       |       |
|                                  | Total  | White | Black | Total | White | Black |
| <b>POPULATION</b>                | 41834  | 31027 | 10807 | 0.0   | 0.0   | 0.0   |
| <b>LIVE BIRTHS</b>               | 805    | 569   | 233   | 19.2  | 18.3  | 21.6  |
| 10-14                            | 6      | 1     | 5     | 3.0   | 0.8   | 7.1   |
| 15-17                            | 70     | 37    | 33    | 54.9  | 45.2  | 72.2  |
| 18-19                            | 110    | 69    | 41    | 124.6 | 109.9 | 160.8 |
| 20-24                            | 318    | 241   | 74    | 187.8 | 208.1 | 138.3 |
| 25-29                            | 193    | 139   | 54    | 117.9 | 116.6 | 121.3 |
| 30-34                            | 86     | 69    | 17    | 52.9  | 56.5  | 42.0  |
| 35-39                            | 17     | 11    | 6     | 12.5  | 10.8  | 17.3  |
| 40-44                            | 4      | 1     | 3     | 3.4   | 1.1   | 10.8  |
| >44                              | 1      | 1     | 0     | 1.0   | 1.3   | 0.0   |
| <b>UNWED MOTHER BIRTH RATE</b>   | 274    | 83    | 191   | 28.3  | 11.9  | 70.2  |
| 10-14                            | 5      | 0     | 5     | 2.5   | 0.0   | 7.1   |
| 15-17                            | 49     | 18    | 31    | 38.4  | 22.0  | 67.8  |
| 18-19                            | 55     | 17    | 38    | 62.3  | 27.1  | 149.0 |
| 20-24                            | 98     | 35    | 63    | 57.9  | 30.2  | 117.8 |
| 25-29                            | 49     | 10    | 39    | 29.9  | 8.4   | 87.6  |
| 30-34                            | 15     | 3     | 12    | 9.2   | 2.5   | 29.6  |
| 35-39                            | 3      | 0     | 3     | 2.2   | 0.0   | 8.7   |
| 40-44                            | 0      | 0     | 0     | 0.0   | 0.0   | 0.0   |
| >44                              | 0      | 0     | 0     | 0.0   | 0.0   | 0.0   |
| <b>% BIRTH WEIGHT</b>            |        |       |       |       |       |       |
| <500                             | 3      | 1     | 2     | 0.4   | 0.2   | 0.9   |
| 500-1499                         | 9      | 2     | 7     | 1.1   | 0.4   | 3.0   |
| 1500-2499                        | 50     | 25    | 25    | 6.2   | 4.4   | 10.7  |
| 2500-3999                        | 667    | 472   | 192   | 82.9  | 83.0  | 82.4  |
| ≥4000                            | 76     | 69    | 7     | 9.4   | 12.1  | 3.0   |
| <b>% OUT OF HOSPITAL BIRTHS</b>  | 2      | 1     | 1     | 0.2   | 0.2   | 0.4   |
| <b>SPONTANEOUS ABORTION RATE</b> | 64     | 40    | 23    | 6.6   | 5.8   | 8.5   |
| 10-14                            | 0      | 0     | 0     | 0.0   | 0.0   | 0.0   |
| 15-17                            | 9      | 6     | 3     | 7.1   | 7.3   | 6.6   |
| 18-19                            | 6      | 2     | 4     | 6.8   | 3.2   | 15.7  |
| 20-24                            | 16     | 10    | 6     | 9.5   | 8.6   | 11.2  |
| 25-29                            | 15     | 11    | 4     | 9.2   | 9.2   | 9.0   |
| 30-34                            | 12     | 7     | 5     | 7.4   | 5.7   | 12.3  |
| 35-39                            | 5      | 4     | 1     | 3.7   | 3.9   | 2.9   |
| 40-44                            | 1      | 0     | 0     | 0.8   | 0.0   | 0.0   |
| >44                              | 0      | 0     | 0     | 0.0   | 0.0   | 0.0   |
| <b>INDUCED TERMINATION RATE</b>  | 193    | 115   | 71    | 20.0  | 16.6  | 26.1  |
| 10-14                            | 3      | 0     | 3     | 1.5   | 0.0   | 4.2   |
| 15-17                            | 25     | 14    | 11    | 19.6  | 17.1  | 24.1  |
| 18-19                            | 38     | 21    | 14    | 43.0  | 33.4  | 54.9  |
| 20-24                            | 60     | 41    | 17    | 35.4  | 35.4  | 31.8  |
| 25-29                            | 36     | 20    | 16    | 22.0  | 16.8  | 36.0  |
| 30-34                            | 20     | 12    | 6     | 12.3  | 9.8   | 14.8  |
| 35-39                            | 9      | 7     | 2     | 6.6   | 6.9   | 5.8   |
| 40-44                            | 2      | 0     | 2     | 1.7   | 0.0   | 7.2   |
| >44                              | 0      | 0     | 0     | 0.0   | 0.0   | 0.0   |
| <b>MARRIAGES</b>                 | 406    | 332   | 74    | 9.7   | 10.7  | 6.8   |
| <b>DIVORCES</b>                  | 255    | 218   | 32    | 6.1   | 7.0   | 3.0   |

## SELECTED VITAL STATISTICS BY RACE, BY COUNTY, 1989

| ITEM                             | OCONEE       |              |             |             |             |             |
|----------------------------------|--------------|--------------|-------------|-------------|-------------|-------------|
|                                  | NUMBER       |              |             | RATE        |             |             |
|                                  | Total        | White        | Black       | Total       | White       | Black       |
| <b>POPULATION</b>                | <b>16818</b> | <b>15064</b> | <b>1754</b> | <b>0.0</b>  | <b>0.0</b>  | <b>0.0</b>  |
| <b>LIVE BIRTHS</b>               | <b>258</b>   | <b>236</b>   | <b>18</b>   | <b>15.3</b> | <b>15.7</b> | <b>10.3</b> |
| Age of Mother                    |              |              |             |             |             |             |
| 10-14                            | 0            | 0            | 0           | 0.0         | 0.0         | 0.0         |
| 15-17                            | 10           | 7            | 3           | 21.9        | 17.6        | 50.0        |
| 18-19                            | 16           | 11           | 5           | 53.7        | 43.8        | 106.4       |
| 20-24                            | 56           | 52           | 3           | 77.8        | 84.0        | 29.7        |
| 25-29                            | 92           | 88           | 4           | 115.3       | 122.1       | 51.9        |
| 30-34                            | 58           | 54           | 2           | 69.5        | 70.9        | 27.4        |
| 35-39                            | 24           | 22           | 1           | 34.7        | 34.2        | 21.3        |
| 40-44                            | 2            | 2            | 0           | 4.6         | 5.2         | 0.0         |
| >44                              | 0            | 0            | 0           | 0.0         | 0.0         | 0.0         |
| <b>UNWED MOTHER BIRTH RATE</b>   | <b>28</b>    | <b>15</b>    | <b>13</b>   | <b>6.6</b>  | <b>4.0</b>  | <b>29.0</b> |
| Age of Mother                    |              |              |             |             |             |             |
| 10-14                            | 0            | 0            | 0           | 0.0         | 0.0         | 0.0         |
| 15-17                            | 5            | 2            | 3           | 10.9        | 5.0         | 50.0        |
| 18-19                            | 6            | 1            | 5           | 20.1        | 4.0         | 106.4       |
| 20-24                            | 9            | 7            | 2           | 12.5        | 11.3        | 19.8        |
| 25-29                            | 5            | 3            | 2           | 6.3         | 4.2         | 26.0        |
| 30-34                            | 2            | 1            | 1           | 2.4         | 1.3         | 13.7        |
| 35-39                            | 1            | 1            | 0           | 1.4         | 1.6         | 0.0         |
| 40-44                            | 0            | 0            | 0           | 0.0         | 0.0         | 0.0         |
| >44                              | 0            | 0            | 0           | 0.0         | 0.0         | 0.0         |
| <b>% BIRTH WEIGHT (grams)</b>    |              |              |             |             |             |             |
| <500                             | 0            | 0            | 0           | 0.0         | 0.0         | 0.0         |
| 500-1499                         | 6            | 6            | 0           | 2.3         | 2.5         | 0.0         |
| 1500-2499                        | 13           | 13           | 0           | 5.0         | 5.5         | 0.0         |
| 2500-3999                        | 200          | 179          | 17          | 77.5        | 75.8        | 94.4        |
| ≥4000                            | 39           | 38           | 1           | 15.1        | 16.1        | 5.6         |
| <b>% OUT OF HOSPITAL BIRTHS</b>  | <b>1</b>     | <b>1</b>     | <b>0</b>    | <b>0.4</b>  | <b>0.4</b>  | <b>0.0</b>  |
| <b>SPONTANEOUS ABORTION RATE</b> | <b>4</b>     | <b>2</b>     | <b>2</b>    | <b>0.9</b>  | <b>0.5</b>  | <b>4.5</b>  |
| Age of Mother                    |              |              |             |             |             |             |
| 10-14                            | 0            | 0            | 0           | 0.0         | 0.0         | 0.0         |
| 15-17                            | 0            | 0            | 0           | 0.0         | 0.0         | 0.0         |
| 18-19                            | 1            | 0            | 1           | 3.4         | 0.0         | 21.3        |
| 20-24                            | 0            | 0            | 0           | 0.0         | 0.0         | 0.0         |
| 25-29                            | 1            | 0            | 1           | 1.3         | 0.0         | 13.0        |
| 30-34                            | 1            | 1            | 0           | 1.2         | 1.3         | 0.0         |
| 35-39                            | 1            | 1            | 0           | 1.4         | 1.6         | 0.0         |
| 40-44                            | 0            | 0            | 0           | 0.0         | 0.0         | 0.0         |
| >44                              | 0            | 0            | 0           | 0.0         | 0.0         | 0.0         |
| <b>INDUCED TERMINATION RATE</b>  | <b>48</b>    | <b>38</b>    | <b>9</b>    | <b>11.3</b> | <b>10.0</b> | <b>20.1</b> |
| Age of Recipient                 |              |              |             |             |             |             |
| 10-14                            | 0            | 0            | 0           | 0.0         | 0.0         | 0.0         |
| 15-17                            | 10           | 9            | 1           | 21.9        | 22.7        | 16.7        |
| 18-19                            | 6            | 6            | 0           | 20.1        | 23.9        | 0.0         |
| 20-24                            | 15           | 12           | 3           | 20.8        | 19.4        | 29.7        |
| 25-29                            | 9            | 7            | 2           | 11.3        | 9.7         | 26.0        |
| 30-34                            | 5            | 4            | 1           | 6.0         | 5.2         | 13.7        |
| 35-39                            | 3            | 0            | 2           | 4.3         | 0.0         | 42.6        |
| 40-44                            | 0            | 0            | 0           | 0.0         | 0.0         | 0.0         |
| >44                              | 0            | 0            | 0           | 0.0         | 0.0         | 0.0         |
| <b>MARRIAGES</b>                 | <b>118</b>   | <b>112</b>   | <b>6</b>    | <b>7.0</b>  | <b>7.4</b>  | <b>3.4</b>  |
| <b>DIVORCES</b>                  | <b>82</b>    | <b>70</b>    | <b>4</b>    | <b>4.9</b>  | <b>4.6</b>  | <b>2.3</b>  |

## SELECTED VITAL STATISTICS BY RACE, BY COUNTY, 1989

| ITEM                             | OGLETHORPE |       |       |       |       |       |
|----------------------------------|------------|-------|-------|-------|-------|-------|
|                                  | NUMBER     |       |       | RATE  |       |       |
|                                  | Total      | White | Black | Total | White | Black |
| <b>POPULATION</b>                | 9962       | 6785  | 3177  | 0.0   | 0.0   | 0.0   |
| <b>LIVE BIRTHS</b>               | 161        | 112   | 49    | 16.2  | 16.5  | 15.4  |
| 10-14                            | 2          | 0     | 2     | 4.0   | 0.0   | 10.1  |
| 15-17                            | 14         | 7     | 7     | 46.2  | 42.2  | 51.1  |
| 18-19                            | 19         | 8     | 11    | 109.2 | 74.8  | 164.2 |
| Age of Mother                    |            |       |       |       |       |       |
| 20-24                            | 55         | 37    | 18    | 144.4 | 163.0 | 116.9 |
| 25-29                            | 40         | 35    | 5     | 114.3 | 142.9 | 47.6  |
| 30-34                            | 25         | 22    | 3     | 63.8  | 77.2  | 28.0  |
| 35-39                            | 5          | 3     | 2     | 14.7  | 12.3  | 20.8  |
| 40-44                            | 1          | 0     | 1     | 3.6   | 0.0   | 11.1  |
| >44                              | 0          | 0     | 0     | 0.0   | 0.0   | 0.0   |
| <b>UNWED MOTHER BIRTH RATE</b>   | 52         | 11    | 41    | 23.4  | 7.5   | 54.2  |
| 10-14                            | 2          | 0     | 2     | 4.0   | 0.0   | 10.1  |
| 15-17                            | 10         | 4     | 6     | 33.0  | 24.1  | 43.8  |
| 18-19                            | 10         | 1     | 9     | 57.5  | 9.3   | 134.3 |
| Age of Mother                    |            |       |       |       |       |       |
| 20-24                            | 22         | 5     | 17    | 57.7  | 22.0  | 110.4 |
| 25-29                            | 3          | 0     | 3     | 8.6   | 0.0   | 28.6  |
| 30-34                            | 4          | 1     | 3     | 10.2  | 3.5   | 28.0  |
| 35-39                            | 1          | 0     | 1     | 2.9   | 0.0   | 10.4  |
| 40-44                            | 0          | 0     | 0     | 0.0   | 0.0   | 0.0   |
| >44                              | 0          | 0     | 0     | 0.0   | 0.0   | 0.0   |
| <b>% BIRTH WEIGHT (grams)</b>    |            |       |       |       |       |       |
| <500                             | 1          | 1     | 0     | 0.6   | 0.9   | 0.0   |
| 500-1499                         | 3          | 2     | 1     | 1.9   | 1.8   | 2.0   |
| 1500-2499                        | 6          | 3     | 3     | 3.7   | 2.7   | 6.1   |
| 2500-3999                        | 134        | 92    | 42    | 83.2  | 82.1  | 85.7  |
| ≥4000                            | 17         | 14    | 3     | 10.6  | 12.5  | 6.1   |
| <b>% OUT OF HOSPITAL BIRTHS</b>  | 2          | 2     | 0     | 1.2   | 1.8   | 0.0   |
| <b>SPONTANEOUS ABORTION RATE</b> | 1          | 0     | 1     | 0.5   | 0.0   | 1.3   |
| 10-14                            | 0          | 0     | 0     | 0.0   | 0.0   | 0.0   |
| 15-17                            | 0          | 0     | 0     | 0.0   | 0.0   | 0.0   |
| 18-19                            | 0          | 0     | 0     | 0.0   | 0.0   | 0.0   |
| Age of Mother                    |            |       |       |       |       |       |
| 20-24                            | 0          | 0     | 0     | 0.0   | 0.0   | 0.0   |
| 25-29                            | 0          | 0     | 0     | 0.0   | 0.0   | 0.0   |
| 30-34                            | 0          | 0     | 0     | 0.0   | 0.0   | 0.0   |
| 35-39                            | 1          | 0     | 1     | 2.9   | 0.0   | 10.4  |
| 40-44                            | 0          | 0     | 0     | 0.0   | 0.0   | 0.0   |
| >44                              | 0          | 0     | 0     | 0.0   | 0.0   | 0.0   |
| <b>INDUCED TERMINATION RATE</b>  | 25         | 15    | 9     | 11.3  | 10.2  | 11.9  |
| 10-14                            | 1          | 0     | 1     | 2.0   | 0.0   | 5.0   |
| 15-17                            | 1          | 0     | 1     | 3.3   | 0.0   | 7.3   |
| 18-19                            | 3          | 2     | 1     | 17.2  | 18.7  | 14.9  |
| Age of Recipient                 |            |       |       |       |       |       |
| 20-24                            | 4          | 2     | 2     | 10.5  | 8.8   | 13.0  |
| 25-29                            | 9          | 6     | 2     | 25.7  | 24.5  | 19.0  |
| 30-34                            | 3          | 3     | 0     | 7.7   | 10.5  | 0.0   |
| 35-39                            | 2          | 1     | 1     | 5.9   | 4.1   | 10.4  |
| 40-44                            | 2          | 1     | 1     | 7.1   | 5.2   | 11.1  |
| >44                              | 0          | 0     | 0     | 0.0   | 0.0   | 0.0   |
| <b>MARRIAGES</b>                 | 72         | 58    | 14    | 7.2   | 8.5   | 4.4   |
| <b>DIVORCES</b>                  | 73         | 57    | 6     | 7.3   | 8.4   | 1.9   |

## SELECTED VITAL STATISTICS BY RACE, BY COUNTY, 1989

| ITEM                             | PAULDING     |              |             |             |             |             |
|----------------------------------|--------------|--------------|-------------|-------------|-------------|-------------|
|                                  | NUMBER       |              |             | RATE        |             |             |
|                                  | Total        | White        | Black       | Total       | White       | Black       |
| <b>POPULATION</b>                | <b>32198</b> | <b>30623</b> | <b>1575</b> | <b>0.0</b>  | <b>0.0</b>  | <b>0.0</b>  |
| <b>LIVE BIRTHS</b>               | <b>835</b>   | <b>796</b>   | <b>37</b>   | <b>25.9</b> | <b>26.0</b> | <b>23.5</b> |
| 10-14                            | 1            | 0            | 1           | 0.7         | 0.0         | 10.2        |
| 15-17                            | 53           | 47           | 5           | 56.6        | 53.3        | 90.9        |
| 18-19                            | 85           | 81           | 4           | 173.1       | 174.9       | 142.9       |
| Age of Mother                    |              |              |             |             |             |             |
| 20-24                            | 277          | 266          | 11          | 209.7       | 211.8       | 169.2       |
| 25-29                            | 270          | 259          | 11          | 182.8       | 183.8       | 161.8       |
| 30-34                            | 117          | 112          | 4           | 85.2        | 85.7        | 60.6        |
| 35-39                            | 28           | 28           | 0           | 26.0        | 27.5        | 0.0         |
| 40-44                            | 4            | 3            | 1           | 4.5         | 3.5         | 27.8        |
| >44                              | 0            | 0            | 0           | 0.0         | 0.0         | 0.0         |
| <b>UNWED MOTHER BIRTH RATE</b>   | <b>148</b>   | <b>121</b>   | <b>26</b>   | <b>19.6</b> | <b>16.8</b> | <b>69.5</b> |
| 10-14                            | 1            | 0            | 1           | 0.7         | 0.0         | 10.2        |
| 15-17                            | 30           | 24           | 5           | 32.1        | 27.2        | 90.9        |
| 18-19                            | 42           | 38           | 4           | 85.5        | 82.1        | 142.9       |
| Age of Mother                    |              |              |             |             |             |             |
| 20-24                            | 41           | 35           | 6           | 31.0        | 27.9        | 92.3        |
| 25-29                            | 25           | 16           | 9           | 16.9        | 11.4        | 132.4       |
| 30-34                            | 9            | 8            | 1           | 6.6         | 6.1         | 15.2        |
| 35-39                            | 0            | 0            | 0           | 0.0         | 0.0         | 0.0         |
| 40-44                            | 0            | 0            | 0           | 0.0         | 0.0         | 0.0         |
| >44                              | 0            | 0            | 0           | 0.0         | 0.0         | 0.0         |
| <b>% BIRTH WEIGHT (grams)</b>    |              |              |             |             |             |             |
| <500                             | 1            | 1            | 0           | 0.1         | 0.1         | 0.0         |
| 500-1499                         | 11           | 10           | 1           | 1.3         | 1.3         | 2.7         |
| 1500-2499                        | 44           | 39           | 5           | 5.3         | 4.9         | 13.5        |
| 2500-3999                        | 679          | 648          | 30          | 81.3        | 81.4        | 81.1        |
| ≥4000                            | 100          | 98           | 1           | 12.0        | 12.3        | 2.7         |
| <b>% OUT OF HOSPITAL BIRTHS</b>  | <b>8</b>     | <b>8</b>     | <b>0</b>    | <b>1.0</b>  | <b>1.0</b>  | <b>0.0</b>  |
| <b>SPONTANEOUS ABORTION RATE</b> | <b>58</b>    | <b>48</b>    | <b>5</b>    | <b>7.7</b>  | <b>6.7</b>  | <b>13.4</b> |
| 10-14                            | 1            | 0            | 1           | 0.7         | 0.0         | 10.2        |
| 15-17                            | 2            | 2            | 0           | 2.1         | 2.3         | 0.0         |
| 18-19                            | 5            | 5            | 0           | 10.2        | 10.8        | 0.0         |
| Age of Mother                    |              |              |             |             |             |             |
| 20-24                            | 14           | 10           | 3           | 10.6        | 8.0         | 46.2        |
| 25-29                            | 22           | 20           | 0           | 14.9        | 14.2        | 0.0         |
| 30-34                            | 10           | 8            | 1           | 7.3         | 6.1         | 15.2        |
| 35-39                            | 4            | 3            | 0           | 3.7         | 2.9         | 0.0         |
| 40-44                            | 0            | 0            | 0           | 0.0         | 0.0         | 0.0         |
| >44                              | 0            | 0            | 0           | 0.0         | 0.0         | 0.0         |
| <b>INDUCED TERMINATION RATE</b>  | <b>137</b>   | <b>126</b>   | <b>7</b>    | <b>18.1</b> | <b>17.5</b> | <b>18.7</b> |
| 10-14                            | 1            | 1            | 0           | 0.7         | 0.7         | 0.0         |
| 15-17                            | 12           | 10           | 1           | 12.8        | 11.4        | 18.2        |
| 18-19                            | 18           | 16           | 2           | 36.7        | 34.6        | 71.4        |
| Age of Recipient                 |              |              |             |             |             |             |
| 20-24                            | 43           | 41           | 2           | 32.6        | 32.6        | 30.8        |
| 25-29                            | 35           | 33           | 1           | 23.7        | 23.4        | 14.7        |
| 30-34                            | 19           | 16           | 1           | 13.8        | 12.2        | 15.2        |
| 35-39                            | 7            | 7            | 0           | 6.5         | 6.9         | 0.0         |
| 40-44                            | 2            | 2            | 0           | 2.3         | 2.4         | 0.0         |
| >44                              | 0            | 0            | 0           | 0.0         | 0.0         | 0.0         |
| <b>MARRIAGES</b>                 | <b>368</b>   | <b>358</b>   | <b>10</b>   | <b>11.4</b> | <b>11.7</b> | <b>6.3</b>  |
| <b>DIVORCES</b>                  | <b>265</b>   | <b>251</b>   | <b>5</b>    | <b>8.2</b>  | <b>8.2</b>  | <b>3.2</b>  |



## SELECTED VITAL STATISTICS BY RACE, BY COUNTY, 1989

| ITEM                             | PEACH        |              |              |             |             |             |
|----------------------------------|--------------|--------------|--------------|-------------|-------------|-------------|
|                                  | NUMBER       |              |              | RATE        |             |             |
|                                  | Total        | White        | Black        | Total       | White       | Black       |
| <b>POPULATION</b>                | <b>21757</b> | <b>10756</b> | <b>11001</b> | <b>0.0</b>  | <b>0.0</b>  | <b>0.0</b>  |
| <b>LIVE BIRTHS</b>               | <b>361</b>   | <b>164</b>   | <b>194</b>   | <b>16.6</b> | <b>15.2</b> | <b>17.6</b> |
| 10-14                            | 4            | 0            | 4            | 4.1         | 0.0         | 7.1         |
| 15-17                            | 26           | 6            | 20           | 40.6        | 23.8        | 51.5        |
| 18-19                            | 36           | 14           | 22           | 60.5        | 86.4        | 50.8        |
| Age of Mother                    |              |              |              |             |             |             |
| 20-24                            | 123          | 43           | 77           | 109.9       | 107.0       | 107.4       |
| 25-29                            | 105          | 64           | 41           | 114.1       | 149.5       | 83.3        |
| 30-34                            | 57           | 31           | 26           | 72.8        | 74.0        | 71.4        |
| 35-39                            | 9            | 6            | 3            | 13.3        | 15.5        | 10.3        |
| 40-44                            | 1            | 0            | 1            | 1.7         | 0.0         | 4.0         |
| >44                              | 0            | 0            | 0            | 0.0         | 0.0         | 0.0         |
| <b>UNWED MOTHER BIRTH RATE</b>   | <b>157</b>   | <b>18</b>    | <b>139</b>   | <b>29.4</b> | <b>7.5</b>  | <b>47.3</b> |
| 10-14                            | 4            | 0            | 4            | 4.1         | 0.0         | 7.1         |
| 15-17                            | 24           | 4            | 20           | 37.5        | 15.9        | 51.5        |
| 18-19                            | 25           | 5            | 20           | 42.0        | 30.9        | 46.2        |
| Age of Mother                    |              |              |              |             |             |             |
| 20-24                            | 65           | 4            | 61           | 58.1        | 10.0        | 85.1        |
| 25-29                            | 25           | 3            | 22           | 27.2        | 7.0         | 44.7        |
| 30-34                            | 13           | 1            | 12           | 16.6        | 2.4         | 33.0        |
| 35-39                            | 1            | 1            | 0            | 1.5         | 2.6         | 0.0         |
| 40-44                            | 0            | 0            | 0            | 0.0         | 0.0         | 0.0         |
| >44                              | 0            | 0            | 0            | 0.0         | 0.0         | 0.0         |
| <b>% BIRTH WEIGHT (grams)</b>    |              |              |              |             |             |             |
| <500                             | 1            | 0            | 1            | 0.3         | 0.0         | 0.5         |
| 500-1499                         | 9            | 2            | 7            | 2.5         | 1.2         | 3.6         |
| 1500-2499                        | 33           | 10           | 23           | 9.1         | 6.1         | 11.9        |
| 2500-3999                        | 277          | 122          | 153          | 76.7        | 74.4        | 78.9        |
| ≥4000                            | 41           | 30           | 10           | 11.4        | 18.3        | 5.2         |
| <b>% OUT OF HOSPITAL BIRTHS</b>  | <b>1</b>     | <b>0</b>     | <b>1</b>     | <b>0.3</b>  | <b>0.0</b>  | <b>0.5</b>  |
| <b>SPONTANEOUS ABORTION RATE</b> | <b>19</b>    | <b>11</b>    | <b>8</b>     | <b>3.6</b>  | <b>4.6</b>  | <b>2.7</b>  |
| 10-14                            | 0            | 0            | 0            | 0.0         | 0.0         | 0.0         |
| 15-17                            | 0            | 0            | 0            | 0.0         | 0.0         | 0.0         |
| 18-19                            | 0            | 0            | 0            | 0.0         | 0.0         | 0.0         |
| Age of Mother                    |              |              |              |             |             |             |
| 20-24                            | 6            | 2            | 4            | 5.4         | 5.0         | 5.6         |
| 25-29                            | 6            | 4            | 2            | 6.5         | 9.3         | 4.1         |
| 30-34                            | 7            | 5            | 2            | 8.9         | 11.9        | 5.5         |
| 35-39                            | 0            | 0            | 0            | 0.0         | 0.0         | 0.0         |
| 40-44                            | 0            | 0            | 0            | 0.0         | 0.0         | 0.0         |
| >44                              | 0            | 0            | 0            | 0.0         | 0.0         | 0.0         |
| <b>INDUCED TERMINATION RATE</b>  | <b>53</b>    | <b>16</b>    | <b>36</b>    | <b>9.9</b>  | <b>6.7</b>  | <b>12.3</b> |
| 10-14                            | 0            | 0            | 0            | 0.0         | 0.0         | 0.0         |
| 15-17                            | 4            | 1            | 3            | 6.2         | 4.0         | 7.7         |
| 18-19                            | 10           | 6            | 4            | 16.8        | 37.0        | 9.2         |
| Age of Recipient                 |              |              |              |             |             |             |
| 20-24                            | 27           | 7            | 20           | 24.1        | 17.4        | 27.9        |
| 25-29                            | 7            | 2            | 4            | 7.6         | 4.7         | 8.1         |
| 30-34                            | 4            | 0            | 4            | 5.1         | 0.0         | 11.0        |
| 35-39                            | 1            | 0            | 1            | 1.5         | 0.0         | 3.4         |
| 40-44                            | 0            | 0            | 0            | 0.0         | 0.0         | 0.0         |
| >44                              | 0            | 0            | 0            | 0.0         | 0.0         | 0.0         |
| <b>MARRIAGES</b>                 | <b>142</b>   | <b>69</b>    | <b>69</b>    | <b>6.5</b>  | <b>6.4</b>  | <b>6.3</b>  |
| <b>DIVORCES</b>                  | <b>63</b>    | <b>38</b>    | <b>22</b>    | <b>2.9</b>  | <b>3.5</b>  | <b>2.0</b>  |

## SELECTED VITAL STATISTICS BY RACE, BY COUNTY, 1989

| ITEM                             | PICKENS      |              |            |             |             |             |
|----------------------------------|--------------|--------------|------------|-------------|-------------|-------------|
|                                  | NUMBER       |              |            | RATE        |             |             |
|                                  | Total        | White        | Black      | Total       | White       | Black       |
| <b>POPULATION</b>                | <b>14196</b> | <b>13839</b> | <b>357</b> | <b>0.0</b>  | <b>0.0</b>  | <b>0.0</b>  |
| <b>LIVE BIRTHS</b>               | <b>223</b>   | <b>219</b>   | <b>4</b>   | <b>15.7</b> | <b>15.8</b> | <b>11.2</b> |
| 10-14                            | 0            | 0            | 0          | 0.0         | 0.0         | 0.0         |
| 15-17                            | 17           | 17           | 0          | 43.4        | 44.6        | 0.0         |
| 18-19                            | 29           | 27           | 2          | 131.8       | 124.4       | 666.7       |
| Age of Mother                    |              |              |            |             |             |             |
| 20-24                            | 81           | 80           | 1          | 153.4       | 153.8       | 125.0       |
| 25-29                            | 55           | 54           | 1          | 101.1       | 101.5       | 83.3        |
| 30-34                            | 31           | 31           | 0          | 60.5        | 62.2        | 0.0         |
| 35-39                            | 7            | 7            | 0          | 15.5        | 15.8        | 0.0         |
| 40-44                            | 3            | 3            | 0          | 6.8         | 7.1         | 0.0         |
| >44                              | 0            | 0            | 0          | 0.0         | 0.0         | 0.0         |
| <b>UNWED MOTHER BIRTH RATE</b>   | <b>23</b>    | <b>20</b>    | <b>3</b>   | <b>7.4</b>  | <b>6.6</b>  | <b>41.7</b> |
| 10-14                            | 0            | 0            | 0          | 0.0         | 0.0         | 0.0         |
| 15-17                            | 5            | 5            | 0          | 12.8        | 13.1        | 0.0         |
| 18-19                            | 8            | 6            | 2          | 36.4        | 27.6        | 666.7       |
| Age of Mother                    |              |              |            |             |             |             |
| 20-24                            | 6            | 5            | 1          | 11.4        | 9.6         | 125.0       |
| 25-29                            | 3            | 3            | 0          | 5.5         | 5.6         | 0.0         |
| 30-34                            | 0            | 0            | 0          | 0.0         | 0.0         | 0.0         |
| 35-39                            | 1            | 1            | 0          | 2.2         | 2.3         | 0.0         |
| 40-44                            | 0            | 0            | 0          | 0.0         | 0.0         | 0.0         |
| >44                              | 0            | 0            | 0          | 0.0         | 0.0         | 0.0         |
| <b>% BIRTH WEIGHT (grams)</b>    |              |              |            |             |             |             |
| <500                             | 1            | 0            | 1          | 0.4         | 0.0         | 25.0        |
| 500-1499                         | 3            | 3            | 0          | 1.3         | 1.4         | 0.0         |
| 1500-2499                        | 9            | 9            | 0          | 4.0         | 4.1         | 0.0         |
| 2500-3999                        | 183          | 180          | 3          | 82.1        | 82.2        | 75.0        |
| ≥4000                            | 27           | 27           | 0          | 12.1        | 12.3        | 0.0         |
| <b>% OUT OF HOSPITAL BIRTHS</b>  | <b>3</b>     | <b>3</b>     | <b>0</b>   | <b>1.3</b>  | <b>1.4</b>  | <b>0.0</b>  |
| <b>SPONTANEOUS ABORTION RATE</b> | <b>9</b>     | <b>8</b>     | <b>0</b>   | <b>2.9</b>  | <b>2.7</b>  | <b>0.0</b>  |
| 10-14                            | 1            | 1            | 0          | 1.7         | 1.8         | 0.0         |
| 15-17                            | 0            | 0            | 0          | 0.0         | 0.0         | 0.0         |
| 18-19                            | 0            | 0            | 0          | 0.0         | 0.0         | 0.0         |
| Age of Mother                    |              |              |            |             |             |             |
| 20-24                            | 3            | 3            | 0          | 5.7         | 5.8         | 0.0         |
| 25-29                            | 1            | 1            | 0          | 1.8         | 1.9         | 0.0         |
| 30-34                            | 2            | 2            | 0          | 3.9         | 4.0         | 0.0         |
| 35-39                            | 2            | 1            | 0          | 4.4         | 2.3         | 0.0         |
| 40-44                            | 0            | 0            | 0          | 0.0         | 0.0         | 0.0         |
| >44                              | 0            | 0            | 0          | 0.0         | 0.0         | 0.0         |
| <b>INDUCED TERMINATION RATE</b>  | <b>42</b>    | <b>38</b>    | <b>3</b>   | <b>13.6</b> | <b>12.6</b> | <b>41.7</b> |
| 10-14                            | 1            | 1            | 0          | 1.7         | 1.8         | 0.0         |
| 15-17                            | 11           | 11           | 0          | 28.1        | 28.9        | 0.0         |
| 18-19                            | 6            | 5            | 1          | 27.3        | 23.0        | 333.3       |
| Age of Recipient                 |              |              |            |             |             |             |
| 20-24                            | 8            | 8            | 0          | 15.2        | 15.4        | 0.0         |
| 25-29                            | 10           | 8            | 2          | 18.4        | 15.0        | 166.7       |
| 30-34                            | 2            | 2            | 0          | 3.9         | 4.0         | 0.0         |
| 35-39                            | 4            | 3            | 0          | 8.9         | 6.8         | 0.0         |
| 40-44                            | 0            | 0            | 0          | 0.0         | 0.0         | 0.0         |
| >44                              | 0            | 0            | 0          | 0.0         | 0.0         | 0.0         |
| <b>MARRIAGES</b>                 | <b>153</b>   | <b>151</b>   | <b>2</b>   | <b>10.8</b> | <b>10.9</b> | <b>5.6</b>  |
| <b>DIVORCES</b>                  | <b>89</b>    | <b>60</b>    | <b>2</b>   | <b>6.3</b>  | <b>4.3</b>  | <b>5.6</b>  |

## SELECTED VITAL STATISTICS BY RACE, BY COUNTY, 1989

| ITEM                             | PIERCE |       |       |       |       |       |
|----------------------------------|--------|-------|-------|-------|-------|-------|
|                                  | NUMBER |       |       | RATE  |       |       |
|                                  | Total  | White | Black | Total | White | Black |
| <b>POPULATION</b>                | 13212  | 11304 | 1908  | 0.0   | 0.0   | 0.0   |
| <b>LIVE BIRTHS</b>               | 195    | 162   | 33    | 14.8  | 14.3  | 17.3  |
| 10-14                            | 0      | 0     | 0     | 0.0   | 0.0   | 0.0   |
| 15-17                            | 11     | 9     | 2     | 26.2  | 26.3  | 25.6  |
| 18-19                            | 32     | 25    | 7     | 158.4 | 149.7 | 200.0 |
| Age of Mother                    | 76     | 63    | 13    | 143.9 | 137.6 | 185.7 |
| 20-24                            | 52     | 45    | 7     | 108.8 | 106.1 | 129.6 |
| 25-29                            | 19     | 15    | 4     | 38.1  | 33.1  | 87.0  |
| 30-34                            | 4      | 4     | 0     | 9.1   | 10.6  | 0.0   |
| 35-39                            | 1      | 1     | 0     | 3.0   | 3.5   | 0.0   |
| 40-44                            | 0      | 0     | 0     | 0.0   | 0.0   | 0.0   |
| >44                              |        |       |       |       |       |       |
| <b>UNWED MOTHER BIRTH RATE</b>   | 39     | 25    | 14    | 13.4  | 10.0  | 35.9  |
| 10-14                            | 0      | 0     | 0     | 0.0   | 0.0   | 0.0   |
| 15-17                            | 7      | 5     | 2     | 16.7  | 14.6  | 25.6  |
| 18-19                            | 14     | 8     | 6     | 69.3  | 47.9  | 171.4 |
| Age of Mother                    | 12     | 9     | 3     | 22.7  | 19.7  | 42.9  |
| 20-24                            | 2      | 1     | 1     | 4.2   | 2.4   | 18.5  |
| 25-29                            | 3      | 1     | 2     | 6.0   | 2.2   | 43.5  |
| 30-34                            | 1      | 1     | 0     | 2.3   | 2.6   | 0.0   |
| 35-39                            | 0      | 0     | 0     | 0.0   | 0.0   | 0.0   |
| 40-44                            | 0      | 0     | 0     | 0.0   | 0.0   | 0.0   |
| >44                              | 0      | 0     | 0     | 0.0   | 0.0   | 0.0   |
| <b>% BIRTH WEIGHT (grams)</b>    |        |       |       |       |       |       |
| <500                             | 1      | 0     | 1     | 0.5   | 0.0   | 3.0   |
| 500-1499                         | 1      | 1     | 0     | 0.5   | 0.6   | 0.0   |
| 1500-2499                        | 15     | 11    | 4     | 7.7   | 6.8   | 12.1  |
| 2500-3999                        | 158    | 132   | 26    | 81.0  | 81.5  | 78.8  |
| ≥4000                            | 20     | 18    | 2     | 10.3  | 11.1  | 6.1   |
| <b>% OUT OF HOSPITAL BIRTHS</b>  | 2      | 2     | 0     | 1.0   | 1.2   | 0.0   |
| <b>SPONTANEOUS ABORTION RATE</b> | 22     | 13    | 8     | 7.6   | 5.2   | 20.5  |
| 10-14                            | 0      | 0     | 0     | 0.0   | 0.0   | 0.0   |
| 15-17                            | 3      | 2     | 1     | 7.1   | 5.8   | 12.8  |
| 18-19                            | 4      | 2     | 2     | 19.8  | 12.0  | 57.1  |
| Age of Mother                    | 1      | 0     | 0     | 1.9   | 0.0   | 0.0   |
| 20-24                            | 8      | 6     | 2     | 16.7  | 14.2  | 37.0  |
| 25-29                            | 5      | 2     | 3     | 10.0  | 4.4   | 65.2  |
| 30-34                            | 1      | 1     | 0     | 2.3   | 2.6   | 0.0   |
| 35-39                            | 0      | 0     | 0     | 0.0   | 0.0   | 0.0   |
| 40-44                            | 0      | 0     | 0     | 0.0   | 0.0   | 0.0   |
| >44                              | 0      | 0     | 0     | 0.0   | 0.0   | 0.0   |
| <b>INDUCED TERMINATION RATE</b>  | 2      | 1     | 1     | 0.7   | 0.4   | 2.6   |
| 10-14                            | 0      | 0     | 0     | 0.0   | 0.0   | 0.0   |
| 15-17                            | 0      | 0     | 0     | 0.0   | 0.0   | 0.0   |
| 18-19                            | 1      | 0     | 1     | 5.0   | 0.0   | 28.6  |
| Age of Recipient                 | 0      | 0     | 0     | 0.0   | 0.0   | 0.0   |
| 20-24                            | 0      | 0     | 0     | 0.0   | 0.0   | 0.0   |
| 25-29                            | 0      | 0     | 0     | 0.0   | 0.0   | 0.0   |
| 30-34                            | 1      | 1     | 0     | 2.0   | 2.2   | 0.0   |
| 35-39                            | 0      | 0     | 0     | 0.0   | 0.0   | 0.0   |
| 40-44                            | 0      | 0     | 0     | 0.0   | 0.0   | 0.0   |
| >44                              | 0      | 0     | 0     | 0.0   | 0.0   | 0.0   |
| <b>MARRIAGES</b>                 | 150    | 135   | 15    | 11.4  | 11.9  | 7.9   |
| <b>DIVORCES</b>                  | 79     | 74    | 4     | 6.0   | 6.5   | 2.1   |

## SELECTED VITAL STATISTICS BY RACE, BY COUNTY, 1989

| ITEM                             | PIKE        |             |             |             |             |             |
|----------------------------------|-------------|-------------|-------------|-------------|-------------|-------------|
|                                  | NUMBER      |             |             | RATE        |             |             |
|                                  | Total       | White       | Black       | Total       | White       | Black       |
| <b>POPULATION</b>                | <b>9752</b> | <b>7157</b> | <b>2595</b> | <b>0.0</b>  | <b>0.0</b>  | <b>0.0</b>  |
| <b>LIVE BIRTHS</b>               | <b>146</b>  | <b>106</b>  | <b>39</b>   | <b>15.0</b> | <b>14.8</b> | <b>15.0</b> |
| 10-14                            | 1           | 1           | 0           | 2.6         | 3.8         | 0.0         |
| 15-17                            | 6           | 3           | 3           | 18.0        | 12.8        | 30.3        |
| 18-19                            | 17          | 10          | 7           | 137.1       | 133.3       | 142.9       |
| 20-24                            | 46          | 28          | 18          | 135.7       | 117.6       | 178.2       |
| 25-29                            | 47          | 43          | 3           | 132.4       | 166.7       | 30.9        |
| 30-34                            | 25          | 18          | 7           | 73.3        | 68.7        | 88.6        |
| 35-39                            | 4           | 3           | 1           | 12.6        | 12.2        | 13.9        |
| 40-44                            | 0           | 0           | 0           | 0.0         | 0.0         | 0.0         |
| >44                              | 0           | 0           | 0           | 0.0         | 0.0         | 0.0         |
| <b>UNWED MOTHER BIRTH RATE</b>   | <b>35</b>   | <b>9</b>    | <b>26</b>   | <b>16.7</b> | <b>5.9</b>  | <b>45.9</b> |
| 10-14                            | 1           | 1           | 0           | 2.6         | 3.8         | 0.0         |
| 15-17                            | 4           | 1           | 3           | 12.0        | 4.3         | 30.3        |
| 18-19                            | 8           | 3           | 5           | 64.5        | 40.0        | 102.0       |
| 20-24                            | 16          | 3           | 13          | 47.2        | 12.6        | 128.7       |
| 25-29                            | 3           | 1           | 2           | 8.5         | 3.9         | 20.6        |
| 30-34                            | 2           | 0           | 2           | 5.9         | 0.0         | 25.3        |
| 35-39                            | 1           | 0           | 1           | 3.1         | 0.0         | 13.9        |
| 40-44                            | 0           | 0           | 0           | 0.0         | 0.0         | 0.0         |
| >44                              | 0           | 0           | 0           | 0.0         | 0.0         | 0.0         |
| <b>% BIRTH WEIGHT (grams)</b>    |             |             |             |             |             |             |
| <500                             | 0           | 0           | 0           | 0.0         | 0.0         | 0.0         |
| 500-1499                         | 1           | 1           | 0           | 0.7         | 0.9         | 0.0         |
| 1500-2499                        | 12          | 7           | 5           | 8.2         | 6.6         | 12.8        |
| 2500-3999                        | 122         | 88          | 33          | 83.6        | 83.0        | 84.6        |
| ≥4000                            | 11          | 10          | 1           | 7.5         | 9.4         | 2.6         |
| <b>% OUT OF HOSPITAL BIRTHS</b>  | <b>1</b>    | <b>0</b>    | <b>1</b>    | <b>0.7</b>  | <b>0.0</b>  | <b>2.6</b>  |
| <b>SPONTANEOUS ABORTION RATE</b> | <b>12</b>   | <b>8</b>    | <b>4</b>    | <b>5.7</b>  | <b>5.2</b>  | <b>7.1</b>  |
| 10-14                            | 0           | 0           | 0           | 0.0         | 0.0         | 0.0         |
| 15-17                            | 0           | 0           | 0           | 0.0         | 0.0         | 0.0         |
| 18-19                            | 0           | 0           | 0           | 0.0         | 0.0         | 0.0         |
| 20-24                            | 2           | 2           | 0           | 5.9         | 8.4         | 0.0         |
| 25-29                            | 4           | 3           | 1           | 11.3        | 11.6        | 10.3        |
| 30-34                            | 3           | 2           | 1           | 8.8         | 7.6         | 12.7        |
| 35-39                            | 2           | 0           | 2           | 6.3         | 0.0         | 27.8        |
| 40-44                            | 1           | 1           | 0           | 3.5         | 4.7         | 0.0         |
| >44                              | 0           | 0           | 0           | 0.0         | 0.0         | 0.0         |
| <b>INDUCED TERMINATION RATE</b>  | <b>33</b>   | <b>21</b>   | <b>11</b>   | <b>15.8</b> | <b>13.7</b> | <b>19.4</b> |
| 10-14                            | 1           | 1           | 0           | 2.6         | 3.8         | 0.0         |
| 15-17                            | 2           | 1           | 1           | 6.0         | 4.3         | 10.1        |
| 18-19                            | 9           | 6           | 2           | 72.6        | 80.0        | 40.8        |
| 20-24                            | 11          | 6           | 5           | 32.4        | 25.2        | 49.5        |
| 25-29                            | 1           | 1           | 0           | 2.8         | 3.9         | 0.0         |
| 30-34                            | 6           | 4           | 2           | 17.6        | 15.3        | 25.3        |
| 35-39                            | 1           | 1           | 0           | 3.1         | 4.1         | 0.0         |
| 40-44                            | 2           | 1           | 1           | 7.0         | 4.7         | 14.5        |
| >44                              | 0           | 0           | 0           | 0.0         | 0.0         | 0.0         |
| <b>MARRIAGES</b>                 | <b>61</b>   | <b>53</b>   | <b>8</b>    | <b>6.3</b>  | <b>7.4</b>  | <b>3.1</b>  |
| <b>DIVORCES</b>                  | <b>47</b>   | <b>40</b>   | <b>5</b>    | <b>4.8</b>  | <b>5.6</b>  | <b>1.9</b>  |

## SELECTED VITAL STATISTICS BY RACE, BY COUNTY, 1989

| ITEM                             | POLK   |       |       |       |       |       |
|----------------------------------|--------|-------|-------|-------|-------|-------|
|                                  | NUMBER |       |       | RATE  |       |       |
|                                  | Total  | White | Black | Total | White | Black |
| <b>POPULATION</b>                | 35381  | 29986 | 5395  | 0.0   | 0.0   | 0.0   |
| <b>LIVE BIRTHS</b>               | 534    | 438   | 96    | 15.1  | 14.6  | 17.8  |
| 10-14                            | 2      | 0     | 2     | 1.4   | 0.0   | 6.8   |
| 15-17                            | 54     | 44    | 10    | 54.9  | 55.3  | 53.2  |
| 18-19                            | 72     | 53    | 19    | 119.2 | 111.1 | 149.6 |
| Age of Mother                    |        |       |       |       |       |       |
| 20-24                            | 199    | 164   | 35    | 144.4 | 144.1 | 145.8 |
| 25-29                            | 134    | 116   | 18    | 111.2 | 118.5 | 79.6  |
| 30-34                            | 61     | 50    | 11    | 49.0  | 46.7  | 63.6  |
| 35-39                            | 11     | 10    | 1     | 10.4  | 11.0  | 6.8   |
| 40-44                            | 1      | 1     | 0     | 1.0   | 1.1   | 0.0   |
| >44                              | 0      | 0     | 0     | 0.0   | 0.0   | 0.0   |
| <b>UNWED MOTHER BIRTH RATE</b>   | 135    | 65    | 70    | 18.0  | 10.4  | 56.9  |
| 10-14                            | 2      | 0     | 2     | 1.4   | 0.0   | 6.8   |
| 15-17                            | 27     | 18    | 9     | 27.4  | 22.6  | 47.9  |
| 18-19                            | 30     | 14    | 16    | 49.7  | 29.4  | 126.0 |
| Age of Mother                    |        |       |       |       |       |       |
| 20-24                            | 45     | 23    | 22    | 32.7  | 20.2  | 91.7  |
| 25-29                            | 19     | 7     | 12    | 15.8  | 7.2   | 53.1  |
| 30-34                            | 12     | 3     | 9     | 9.6   | 2.8   | 52.0  |
| 35-39                            | 0      | 0     | 0     | 0.0   | 0.0   | 0.0   |
| 40-44                            | 0      | 0     | 0     | 0.0   | 0.0   | 0.0   |
| >44                              | 0      | 0     | 0     | 0.0   | 0.0   | 0.0   |
| <b>% BIRTH WEIGHT (grams)</b>    |        |       |       |       |       |       |
| <500                             | 0      | 0     | 0     | 0.0   | 0.0   | 0.0   |
| 500-1499                         | 2      | 2     | 0     | 0.4   | 0.5   | 0.0   |
| 1500-2499                        | 59     | 44    | 15    | 11.0  | 10.0  | 15.6  |
| 2500-3999                        | 432    | 353   | 79    | 80.9  | 80.6  | 82.3  |
| ≥4000                            | 41     | 39    | 2     | 7.7   | 8.9   | 2.1   |
| <b>% OUT OF HOSPITAL BIRTHS</b>  | 3      | 2     | 1     | 0.6   | 0.5   | 1.0   |
| <b>SPONTANEOUS ABORTION RATE</b> | 19     | 17    | 2     | 2.5   | 2.7   | 1.6   |
| 10-14                            | 0      | 0     | 0     | 0.0   | 0.0   | 0.0   |
| 15-17                            | 2      | 1     | 1     | 2.0   | 1.3   | 5.3   |
| 18-19                            | 1      | 1     | 0     | 1.7   | 2.1   | 0.0   |
| Age of Mother                    |        |       |       |       |       |       |
| 20-24                            | 7      | 7     | 0     | 5.1   | 6.2   | 0.0   |
| 25-29                            | 6      | 6     | 0     | 5.0   | 6.1   | 0.0   |
| 30-34                            | 3      | 2     | 1     | 2.4   | 1.9   | 5.8   |
| 35-39                            | 0      | 0     | 0     | 0.0   | 0.0   | 0.0   |
| 40-44                            | 0      | 0     | 0     | 0.0   | 0.0   | 0.0   |
| >44                              | 0      | 0     | 0     | 0.0   | 0.0   | 0.0   |
| <b>INDUCED TERMINATION RATE</b>  | 92     | 76    | 15    | 12.3  | 12.1  | 12.2  |
| 10-14                            | 1      | 1     | 0     | 0.7   | 0.9   | 0.0   |
| 15-17                            | 13     | 11    | 2     | 13.2  | 13.8  | 10.6  |
| 18-19                            | 13     | 11    | 2     | 21.5  | 23.1  | 15.7  |
| Age of Recipient                 |        |       |       |       |       |       |
| 20-24                            | 28     | 24    | 4     | 20.3  | 21.1  | 16.7  |
| 25-29                            | 18     | 16    | 2     | 14.9  | 16.3  | 8.8   |
| 30-34                            | 14     | 10    | 4     | 11.3  | 9.3   | 23.1  |
| 35-39                            | 3      | 2     | 0     | 2.8   | 2.2   | 0.0   |
| 40-44                            | 2      | 1     | 1     | 1.9   | 1.1   | 7.7   |
| >44                              | 0      | 0     | 0     | 0.0   | 0.0   | 0.0   |
| <b>MARRIAGES</b>                 | 395    | 356   | 37    | 11.2  | 11.9  | 6.9   |
| <b>DIVORCES</b>                  | 260    | 224   | 27    | 7.3   | 7.5   | 5.0   |

## SELECTED VITAL STATISTICS BY RACE, BY COUNTY, 1989

| ITEM                             | PULASKI     |             |             |             |             |             |
|----------------------------------|-------------|-------------|-------------|-------------|-------------|-------------|
|                                  | NUMBER      |             |             | RATE        |             |             |
|                                  | Total       | White       | Black       | Total       | White       | Black       |
| <b>POPULATION</b>                | <b>9471</b> | <b>6197</b> | <b>3274</b> | <b>0.0</b>  | <b>0.0</b>  | <b>0.0</b>  |
| <b>LIVE BIRTHS</b>               | <b>113</b>  | <b>59</b>   | <b>54</b>   | <b>11.9</b> | <b>9.5</b>  | <b>16.5</b> |
| 10-14                            | 1           | 0           | 1           | 2.3         | 0.0         | 6.0         |
| 15-17                            | 8           | 3           | 5           | 26.4        | 19.4        | 33.8        |
| 18-19                            | 21          | 6           | 15          | 128.0       | 75.0        | 178.6       |
| Age of Mother                    |             |             |             |             |             |             |
| 20-24                            | 38          | 25          | 13          | 99.2        | 113.6       | 79.8        |
| 25-29                            | 26          | 12          | 14          | 75.1        | 52.4        | 119.7       |
| 30-34                            | 17          | 12          | 5           | 56.5        | 54.1        | 63.3        |
| 35-39                            | 2           | 1           | 1           | 6.3         | 4.6         | 10.2        |
| 40-44                            | 0           | 0           | 0           | 0.0         | 0.0         | 0.0         |
| >44                              | 0           | 0           | 0           | 0.0         | 0.0         | 0.0         |
| <b>UNWED MOTHER BIRTH RATE</b>   | <b>56</b>   | <b>11</b>   | <b>45</b>   | <b>27.2</b> | <b>8.6</b>  | <b>58.0</b> |
| 10-14                            | 1           | 0           | 1           | 2.3         | 0.0         | 6.0         |
| 15-17                            | 7           | 2           | 5           | 23.1        | 12.9        | 33.8        |
| 18-19                            | 18          | 3           | 15          | 109.8       | 37.5        | 178.6       |
| Age of Mother                    |             |             |             |             |             |             |
| 20-24                            | 15          | 5           | 10          | 39.2        | 22.7        | 61.3        |
| 25-29                            | 11          | 0           | 11          | 31.8        | 0.0         | 94.0        |
| 30-34                            | 4           | 1           | 3           | 13.3        | 4.5         | 38.0        |
| 35-39                            | 0           | 0           | 0           | 0.0         | 0.0         | 0.0         |
| 40-44                            | 0           | 0           | 0           | 0.0         | 0.0         | 0.0         |
| >44                              | 0           | 0           | 0           | 0.0         | 0.0         | 0.0         |
| <b>% BIRTH WEIGHT (grams)</b>    |             |             |             |             |             |             |
| <500                             | 0           | 0           | 0           | 0.0         | 0.0         | 0.0         |
| 500-1499                         | 0           | 0           | 0           | 0.0         | 0.0         | 0.0         |
| 1500-2499                        | 14          | 3           | 11          | 12.4        | 5.1         | 20.4        |
| 2500-3999                        | 92          | 51          | 41          | 81.4        | 86.4        | 75.9        |
| ≥4000                            | 7           | 5           | 2           | 6.2         | 8.5         | 3.7         |
| <b>% OUT OF HOSPITAL BIRTHS</b>  | <b>0</b>    | <b>0</b>    | <b>0</b>    | <b>0.0</b>  | <b>0.0</b>  | <b>0.0</b>  |
| <b>SPONTANEOUS ABORTION RATE</b> | <b>7</b>    | <b>4</b>    | <b>2</b>    | <b>3.4</b>  | <b>3.1</b>  | <b>2.6</b>  |
| 10-14                            | 0           | 0           | 0           | 0.0         | 0.0         | 0.0         |
| 15-17                            | 0           | 0           | 0           | 0.0         | 0.0         | 0.0         |
| 18-19                            | 0           | 0           | 0           | 0.0         | 0.0         | 0.0         |
| Age of Mother                    |             |             |             |             |             |             |
| 20-24                            | 1           | 0           | 1           | 2.6         | 0.0         | 6.1         |
| 25-29                            | 0           | 0           | 0           | 0.0         | 0.0         | 0.0         |
| 30-34                            | 2           | 1           | 1           | 6.6         | 4.5         | 12.7        |
| 35-39                            | 4           | 3           | 0           | 12.7        | 13.8        | 0.0         |
| 40-44                            | 0           | 0           | 0           | 0.0         | 0.0         | 0.0         |
| >44                              | 0           | 0           | 0           | 0.0         | 0.0         | 0.0         |
| <b>INDUCED TERMINATION RATE</b>  | <b>22</b>   | <b>13</b>   | <b>9</b>    | <b>10.7</b> | <b>10.2</b> | <b>11.6</b> |
| 10-14                            | 1           | 0           | 1           | 2.3         | 0.0         | 6.0         |
| 15-17                            | 2           | 1           | 1           | 6.6         | 6.5         | 6.8         |
| 18-19                            | 4           | 3           | 1           | 24.4        | 37.5        | 11.9        |
| Age of Recipient                 |             |             |             |             |             |             |
| 20-24                            | 4           | 3           | 1           | 10.4        | 13.6        | 6.1         |
| 25-29                            | 5           | 2           | 3           | 14.5        | 8.7         | 25.6        |
| 30-34                            | 4           | 3           | 1           | 13.3        | 13.5        | 12.7        |
| 35-39                            | 1           | 1           | 0           | 3.2         | 4.6         | 0.0         |
| 40-44                            | 1           | 0           | 1           | 4.1         | 0.0         | 11.5        |
| >44                              | 0           | 0           | 0           | 0.0         | 0.0         | 0.0         |
| <b>MARRIAGES</b>                 | <b>97</b>   | <b>63</b>   | <b>34</b>   | <b>10.2</b> | <b>10.2</b> | <b>10.4</b> |
| <b>DIVORCES</b>                  | <b>67</b>   | <b>51</b>   | <b>15</b>   | <b>7.1</b>  | <b>8.2</b>  | <b>4.6</b>  |

## SELECTED VITAL STATISTICS BY RACE, BY COUNTY, 1989

| ITEM                             | PUTNAM |       |       |       |       |       |
|----------------------------------|--------|-------|-------|-------|-------|-------|
|                                  | NUMBER |       |       | RATE  |       |       |
|                                  | Total  | White | Black | Total | White | Black |
| <b>POPULATION</b>                | 12181  | 7103  | 5078  | 0.0   | 0.0   | 0.0   |
| <b>LIVE BIRTHS</b>               | 205    | 113   | 92    | 16.8  | 15.9  | 18.1  |
| 10-14                            | 0      | 0     | 0     | 0.0   | 0.0   | 0.0   |
| 15-17                            | 12     | 7     | 5     | 33.3  | 45.2  | 24.4  |
| 18-19                            | 28     | 13    | 15    | 153.0 | 164.6 | 144.2 |
| Age of Mother                    |        |       |       |       |       |       |
| 20-24                            | 76     | 34    | 42    | 149.3 | 116.4 | 193.5 |
| 25-29                            | 51     | 32    | 19    | 111.8 | 117.6 | 103.3 |
| 30-34                            | 25     | 19    | 6     | 59.5  | 80.9  | 32.4  |
| 35-39                            | 10     | 7     | 3     | 28.9  | 34.0  | 21.4  |
| 40-44                            | 3      | 1     | 2     | 9.9   | 5.2   | 18.3  |
| >44                              | 0      | 0     | 0     | 0.0   | 0.0   | 0.0   |
| <b>UNWED MOTHER BIRTH RATE</b>   | 85     | 16    | 69    | 33.0  | 11.2  | 60.3  |
| 10-14                            | 0      | 0     | 0     | 0.0   | 0.0   | 0.0   |
| 15-17                            | 9      | 4     | 5     | 25.0  | 25.8  | 24.4  |
| 18-19                            | 17     | 4     | 13    | 92.9  | 50.6  | 125.0 |
| Age of Mother                    |        |       |       |       |       |       |
| 20-24                            | 41     | 6     | 35    | 80.6  | 20.5  | 161.3 |
| 25-29                            | 13     | 1     | 12    | 28.5  | 3.7   | 65.2  |
| 30-34                            | 4      | 1     | 3     | 9.5   | 4.3   | 16.2  |
| 35-39                            | 0      | 0     | 0     | 0.0   | 0.0   | 0.0   |
| 40-44                            | 1      | 0     | 1     | 3.3   | 0.0   | 9.2   |
| >44                              | 0      | 0     | 0     | 0.0   | 0.0   | 0.0   |
| <b>% BIRTH WEIGHT (grams)</b>    |        |       |       |       |       |       |
| <500                             | 1      | 1     | 0     | 0.5   | 0.9   | 0.0   |
| 500-1499                         | 5      | 2     | 3     | 2.4   | 1.8   | 3.3   |
| 1500-2499                        | 19     | 8     | 11    | 9.3   | 7.1   | 12.0  |
| 2500-3999                        | 164    | 89    | 75    | 80.0  | 78.8  | 81.5  |
| ≥4000                            | 16     | 13    | 3     | 7.8   | 11.5  | 3.3   |
| <b>% OUT OF HOSPITAL BIRTHS</b>  | 2      | 0     | 2     | 1.0   | 0.0   | 2.2   |
| <b>SPONTANEOUS ABORTION RATE</b> | 22     | 13    | 9     | 8.5   | 9.1   | 7.9   |
| 10-14                            | 0      | 0     | 0     | 0.0   | 0.0   | 0.0   |
| 15-17                            | 0      | 0     | 0     | 0.0   | 0.0   | 0.0   |
| 18-19                            | 3      | 2     | 1     | 16.4  | 25.3  | 9.6   |
| Age of Mother                    |        |       |       |       |       |       |
| 20-24                            | 8      | 5     | 3     | 15.7  | 17.1  | 13.8  |
| 25-29                            | 6      | 3     | 3     | 13.2  | 11.0  | 16.3  |
| 30-34                            | 1      | 0     | 1     | 2.4   | 0.0   | 5.4   |
| 35-39                            | 1      | 1     | 0     | 2.9   | 4.9   | 0.0   |
| 40-44                            | 3      | 2     | 1     | 9.9   | 10.3  | 9.2   |
| >44                              | 0      | 0     | 0     | 0.0   | 0.0   | 0.0   |
| <b>INDUCED TERMINATION RATE</b>  | 50     | 28    | 22    | 19.4  | 19.5  | 19.2  |
| 10-14                            | 1      | 0     | 1     | 2.0   | 0.0   | 3.8   |
| 15-17                            | 3      | 2     | 1     | 8.3   | 12.9  | 4.9   |
| 18-19                            | 9      | 4     | 5     | 49.2  | 50.6  | 48.1  |
| Age of Recipient                 |        |       |       |       |       |       |
| 20-24                            | 13     | 7     | 6     | 25.5  | 24.0  | 27.6  |
| 25-29                            | 6      | 2     | 4     | 13.2  | 7.4   | 21.7  |
| 30-34                            | 10     | 8     | 2     | 23.8  | 34.0  | 10.8  |
| 35-39                            | 6      | 4     | 2     | 17.3  | 19.4  | 14.3  |
| 40-44                            | 2      | 1     | 1     | 6.6   | 5.2   | 9.2   |
| >44                              | 0      | 0     | 0     | 0.0   | 0.0   | 0.0   |
| <b>MARRIAGES</b>                 | 123    | 97    | 26    | 10.1  | 13.7  | 5.1   |
| <b>DIVORCES</b>                  | 58     | 48    | 6     | 4.8   | 6.8   | 1.2   |

## SELECTED VITAL STATISTICS BY RACE, BY COUNTY, 1989

| ITEM                             | QUITMAN     |             |             |             |             |             |
|----------------------------------|-------------|-------------|-------------|-------------|-------------|-------------|
|                                  | NUMBER      |             |             | RATE        |             |             |
|                                  | Total       | White       | Black       | Total       | White       | Black       |
| <b>POPULATION</b>                | <b>2363</b> | <b>1030</b> | <b>1333</b> | <b>0.0</b>  | <b>0.0</b>  | <b>0.0</b>  |
| <b>LIVE BIRTHS</b>               | <b>24</b>   | <b>8</b>    | <b>15</b>   | <b>10.2</b> | <b>7.8</b>  | <b>11.3</b> |
| 10-14                            | 0           | 0           | 0           | 0.0         | 0.0         | 0.0         |
| 15-17                            | 1           | 0           | 1           | 14.3        | 0.0         | 19.6        |
| 18-19                            | 2           | 0           | 2           | 57.1        | 0.0         | 76.9        |
| Age of Mother                    |             |             |             |             |             |             |
| 20-24                            | 13          | 4           | 9           | 126.2       | 181.8       | 111.1       |
| 25-29                            | 5           | 1           | 3           | 70.4        | 31.2        | 76.9        |
| 30-34                            | 3           | 3           | 0           | 48.4        | 136.4       | 0.0         |
| 35-39                            | 0           | 0           | 0           | 0.0         | 0.0         | 0.0         |
| 40-44                            | 0           | 0           | 0           | 0.0         | 0.0         | 0.0         |
| >44                              | 0           | 0           | 0           | 0.0         | 0.0         | 0.0         |
| <b>UNWED MOTHER BIRTH RATE</b>   | <b>15</b>   | <b>2</b>    | <b>12</b>   | <b>33.3</b> | <b>12.6</b> | <b>41.1</b> |
| 10-14                            | 0           | 0           | 0           | 0.0         | 0.0         | 0.0         |
| 15-17                            | 1           | 0           | 1           | 14.3        | 0.0         | 19.6        |
| 18-19                            | 2           | 0           | 2           | 57.1        | 0.0         | 76.9        |
| Age of Mother                    |             |             |             |             |             |             |
| 20-24                            | 9           | 1           | 8           | 87.4        | 45.5        | 98.8        |
| 25-29                            | 2           | 0           | 1           | 28.2        | 0.0         | 25.6        |
| 30-34                            | 1           | 1           | 0           | 16.1        | 45.5        | 0.0         |
| 35-39                            | 0           | 0           | 0           | 0.0         | 0.0         | 0.0         |
| 40-44                            | 0           | 0           | 0           | 0.0         | 0.0         | 0.0         |
| >44                              | 0           | 0           | 0           | 0.0         | 0.0         | 0.0         |
| <b>% BIRTH WEIGHT (grams)</b>    |             |             |             |             |             |             |
| <500                             | 0           | 0           | 0           | 0.0         | 0.0         | 0.0         |
| 500-1499                         | 0           | 0           | 0           | 0.0         | 0.0         | 0.0         |
| 1500-2499                        | 1           | 0           | 1           | 4.2         | 0.0         | 6.7         |
| 2500-3999                        | 22          | 8           | 13          | 91.7        | 100.0       | 86.7        |
| ≥4000                            | 1           | 0           | 1           | 4.2         | 0.0         | 6.7         |
| <b>% OUT OF HOSPITAL BIRTHS</b>  | <b>0</b>    | <b>0</b>    | <b>0</b>    | <b>0.0</b>  | <b>0.0</b>  | <b>0.0</b>  |
| <b>SPONTANEOUS ABORTION RATE</b> | <b>1</b>    | <b>0</b>    | <b>1</b>    | <b>2.2</b>  | <b>0.0</b>  | <b>3.4</b>  |
| 10-14                            | 0           | 0           | 0           | 0.0         | 0.0         | 0.0         |
| 15-17                            | 0           | 0           | 0           | 0.0         | 0.0         | 0.0         |
| 18-19                            | 0           | 0           | 0           | 0.0         | 0.0         | 0.0         |
| Age of Mother                    |             |             |             |             |             |             |
| 20-24                            | 0           | 0           | 0           | 0.0         | 0.0         | 0.0         |
| 25-29                            | 0           | 0           | 0           | 0.0         | 0.0         | 0.0         |
| 30-34                            | 1           | 0           | 1           | 16.1        | 0.0         | 25.0        |
| 35-39                            | 0           | 0           | 0           | 0.0         | 0.0         | 0.0         |
| 40-44                            | 0           | 0           | 0           | 0.0         | 0.0         | 0.0         |
| >44                              | 0           | 0           | 0           | 0.0         | 0.0         | 0.0         |
| <b>INDUCED TERMINATION RATE</b>  | <b>1</b>    | <b>0</b>    | <b>1</b>    | <b>2.2</b>  | <b>0.0</b>  | <b>3.4</b>  |
| 10-14                            | 0           | 0           | 0           | 0.0         | 0.0         | 0.0         |
| 15-17                            | 0           | 0           | 0           | 0.0         | 0.0         | 0.0         |
| 18-19                            | 0           | 0           | 0           | 0.0         | 0.0         | 0.0         |
| Age of Recipient                 |             |             |             |             |             |             |
| 20-24                            | 1           | 0           | 1           | 9.7         | 0.0         | 12.3        |
| 25-29                            | 0           | 0           | 0           | 0.0         | 0.0         | 0.0         |
| 30-34                            | 0           | 0           | 0           | 0.0         | 0.0         | 0.0         |
| 35-39                            | 0           | 0           | 0           | 0.0         | 0.0         | 0.0         |
| 40-44                            | 0           | 0           | 0           | 0.0         | 0.0         | 0.0         |
| >44                              | 0           | 0           | 0           | 0.0         | 0.0         | 0.0         |
| <b>MARRIAGES</b>                 | <b>16</b>   | <b>11</b>   | <b>5</b>    | <b>6.8</b>  | <b>10.7</b> | <b>3.8</b>  |
| <b>DIVORCES</b>                  | <b>2</b>    | <b>1</b>    | <b>1</b>    | <b>0.8</b>  | <b>1.0</b>  | <b>0.8</b>  |



## SELECTED VITAL STATISTICS BY RACE, BY COUNTY, 1989

| ITEM                             | RABUN  |       |       |       |       |       |
|----------------------------------|--------|-------|-------|-------|-------|-------|
|                                  | NUMBER |       |       | RATE  |       |       |
|                                  | Total  | White | Black | Total | White | Black |
| <b>POPULATION</b>                | 11644  | 11521 | 123   | 0.0   | 0.0   | 0.0   |
| <b>LIVE BIRTHS</b>               | 140    | 140   | 0     | 12.0  | 12.2  | 0.0   |
| 10-14                            | 0      | 0     | 0     | 0.0   | 0.0   | 0.0   |
| 15-17                            | 16     | 16    | 0     | 60.6  | 60.6  | 0.0   |
| 18-19                            | 16     | 16    | 0     | 103.2 | 104.6 | 0.0   |
| Age of Mother                    |        |       |       |       |       |       |
| 20-24                            | 31     | 31    | 0     | 73.8  | 74.2  | 0.0   |
| 25-29                            | 43     | 43    | 0     | 108.3 | 109.4 | 0.0   |
| 30-34                            | 24     | 24    | 0     | 56.6  | 58.1  | 0.0   |
| 35-39                            | 9      | 9     | 0     | 23.6  | 23.9  | 0.0   |
| 40-44                            | 1      | 1     | 0     | 3.3   | 3.3   | 0.0   |
| >44                              | 0      | 0     | 0     | 0.0   | 0.0   | 0.0   |
| <b>UNWED MOTHER BIRTH RATE</b>   | 20     | 20    | 0     | 8.5   | 8.6   | 0.0   |
| 10-14                            | 0      | 0     | 0     | 0.0   | 0.0   | 0.0   |
| 15-17                            | 4      | 4     | 0     | 15.2  | 15.2  | 0.0   |
| 18-19                            | 7      | 7     | 0     | 45.2  | 45.8  | 0.0   |
| Age of Mother                    |        |       |       |       |       |       |
| 20-24                            | 5      | 5     | 0     | 11.9  | 12.0  | 0.0   |
| 25-29                            | 4      | 4     | 0     | 10.1  | 10.2  | 0.0   |
| 30-34                            | 0      | 0     | 0     | 0.0   | 0.0   | 0.0   |
| 35-39                            | 0      | 0     | 0     | 0.0   | 0.0   | 0.0   |
| 40-44                            | 0      | 0     | 0     | 0.0   | 0.0   | 0.0   |
| >44                              | 0      | 0     | 0     | 0.0   | 0.0   | 0.0   |
| <b>% BIRTH WEIGHT (grams)</b>    |        |       |       |       |       |       |
| <500                             | 0      | 0     | 0     | 0.0   | 0.0   | 0.0   |
| 500-1499                         | 2      | 2     | 0     | 1.4   | 1.4   | 0.0   |
| 1500-2499                        | 7      | 7     | 0     | 5.0   | 5.0   | 0.0   |
| 2500-3999                        | 112    | 112   | 0     | 80.0  | 80.0  | 0.0   |
| ≥4000                            | 19     | 19    | 0     | 13.6  | 13.6  | 0.0   |
| <b>% OUT OF HOSPITAL BIRTHS</b>  | 0      | 0     | 0     | 0.0   | 0.0   | 0.0   |
| <b>SPONTANEOUS ABORTION RATE</b> | 12     | 12    | 0     | 5.1   | 5.2   | 0.0   |
| 10-14                            | 0      | 0     | 0     | 0.0   | 0.0   | 0.0   |
| 15-17                            | 1      | 1     | 0     | 3.8   | 3.8   | 0.0   |
| 18-19                            | 0      | 0     | 0     | 0.0   | 0.0   | 0.0   |
| Age of Mother                    |        |       |       |       |       |       |
| 20-24                            | 1      | 1     | 0     | 2.4   | 2.4   | 0.0   |
| 25-29                            | 5      | 5     | 0     | 12.6  | 12.7  | 0.0   |
| 30-34                            | 3      | 3     | 0     | 7.1   | 7.3   | 0.0   |
| 35-39                            | 1      | 1     | 0     | 2.6   | 2.7   | 0.0   |
| 40-44                            | 1      | 1     | 0     | 3.3   | 3.3   | 0.0   |
| >44                              | 0      | 0     | 0     | 0.0   | 0.0   | 0.0   |
| <b>INDUCED TERMINATION RATE</b>  | 14     | 11    | 1     | 6.0   | 4.7   | 35.7  |
| 10-14                            | 1      | 1     | 0     | 2.5   | 2.5   | 0.0   |
| 15-17                            | 1      | 0     | 1     | 3.8   | 0.0   | 0.0   |
| 18-19                            | 3      | 2     | 0     | 19.4  | 13.1  | 0.0   |
| Age of Recipient                 |        |       |       |       |       |       |
| 20-24                            | 4      | 3     | 0     | 9.5   | 7.2   | 0.0   |
| 25-29                            | 3      | 3     | 0     | 7.6   | 7.6   | 0.0   |
| 30-34                            | 1      | 1     | 0     | 2.4   | 2.4   | 0.0   |
| 35-39                            | 1      | 1     | 0     | 2.6   | 2.7   | 0.0   |
| 40-44                            | 0      | 0     | 0     | 0.0   | 0.0   | 0.0   |
| >44                              | 0      | 0     | 0     | 0.0   | 0.0   | 0.0   |
| <b>MARRIAGES</b>                 | 149    | 146   | 3     | 12.8  | 12.7  | 24.4  |
| <b>DIVORCES</b>                  | 67     | 43    | 0     | 5.8   | 3.7   | 0.0   |

## SELECTED VITAL STATISTICS BY RACE, BY COUNTY, 1989

| ITEM                             | RANDOLPH    |             |             |             |             |             |
|----------------------------------|-------------|-------------|-------------|-------------|-------------|-------------|
|                                  | NUMBER      |             |             | RATE        |             |             |
|                                  | Total       | White       | Black       | Total       | White       | Black       |
| <b>POPULATION</b>                | <b>9638</b> | <b>4205</b> | <b>5433</b> | <b>0.0</b>  | <b>0.0</b>  | <b>0.0</b>  |
| <b>LIVE BIRTHS</b>               | <b>144</b>  | <b>41</b>   | <b>103</b>  | <b>14.9</b> | <b>9.8</b>  | <b>19.0</b> |
| 10-14                            | 3           | 0           | 3           | 7.0         | 0.0         | 10.5        |
| 15-17                            | 12          | 3           | 9           | 40.0        | 38.0        | 40.7        |
| 18-19                            | 23          | 7           | 16          | 88.1        | 58.8        | 112.7       |
| Age of Mother                    |             |             |             |             |             |             |
| 20-24                            | 44          | 14          | 30          | 112.5       | 100.7       | 119.0       |
| 25-29                            | 38          | 9           | 29          | 120.6       | 63.4        | 167.6       |
| 30-34                            | 17          | 8           | 9           | 59.6        | 60.6        | 58.8        |
| 35-39                            | 6           | 0           | 6           | 27.9        | 0.0         | 61.2        |
| 40-44                            | 1           | 0           | 1           | 4.6         | 0.0         | 9.9         |
| >44                              | 0           | 0           | 0           | 0.0         | 0.0         | 0.0         |
| <b>UNWED MOTHER BIRTH RATE</b>   | <b>73</b>   | <b>4</b>    | <b>69</b>   | <b>36.8</b> | <b>4.7</b>  | <b>60.5</b> |
| 10-14                            | 3           | 0           | 3           | 7.0         | 0.0         | 10.5        |
| 15-17                            | 10          | 1           | 9           | 33.3        | 12.7        | 40.7        |
| 18-19                            | 14          | 0           | 14          | 53.6        | 0.0         | 98.6        |
| Age of Mother                    |             |             |             |             |             |             |
| 20-24                            | 24          | 1           | 23          | 61.4        | 7.2         | 91.3        |
| 25-29                            | 13          | 1           | 12          | 41.3        | 7.0         | 69.4        |
| 30-34                            | 4           | 1           | 3           | 14.0        | 7.6         | 19.6        |
| 35-39                            | 4           | 0           | 4           | 18.6        | 0.0         | 40.8        |
| 40-44                            | 1           | 0           | 1           | 4.6         | 0.0         | 9.9         |
| >44                              | 0           | 0           | 0           | 0.0         | 0.0         | 0.0         |
| <b>% BIRTH WEIGHT (grams)</b>    |             |             |             |             |             |             |
| <500                             | 0           | 0           | 0           | 0.0         | 0.0         | 0.0         |
| 500-1499                         | 4           | 0           | 4           | 2.8         | 0.0         | 3.9         |
| 1500-2499                        | 13          | 1           | 12          | 9.0         | 2.4         | 11.7        |
| 2500-3999                        | 112         | 31          | 81          | 77.8        | 75.6        | 78.6        |
| ≥4000                            | 15          | 9           | 6           | 10.4        | 22.0        | 5.8         |
| <b>% OUT OF HOSPITAL BIRTHS</b>  | <b>0</b>    | <b>0</b>    | <b>0</b>    | <b>0.0</b>  | <b>0.0</b>  | <b>0.0</b>  |
| <b>SPONTANEOUS ABORTION RATE</b> | <b>18</b>   | <b>6</b>    | <b>12</b>   | <b>9.1</b>  | <b>7.1</b>  | <b>10.5</b> |
| 10-14                            | 0           | 0           | 0           | 0.0         | 0.0         | 0.0         |
| 15-17                            | 4           | 2           | 2           | 13.3        | 25.3        | 9.0         |
| 18-19                            | 1           | 0           | 1           | 3.8         | 0.0         | 7.0         |
| Age of Mother                    |             |             |             |             |             |             |
| 20-24                            | 4           | 1           | 3           | 10.2        | 7.2         | 11.9        |
| 25-29                            | 3           | 2           | 1           | 9.5         | 14.1        | 5.8         |
| 30-34                            | 3           | 0           | 3           | 10.5        | 0.0         | 19.6        |
| 35-39                            | 2           | 1           | 1           | 9.3         | 8.5         | 10.2        |
| 40-44                            | 1           | 0           | 1           | 4.6         | 0.0         | 9.9         |
| >44                              | 0           | 0           | 0           | 0.0         | 0.0         | 0.0         |
| <b>INDUCED TERMINATION RATE</b>  | <b>36</b>   | <b>11</b>   | <b>24</b>   | <b>18.2</b> | <b>13.0</b> | <b>21.1</b> |
| 10-14                            | 0           | 0           | 0           | 0.0         | 0.0         | 0.0         |
| 15-17                            | 5           | 1           | 4           | 16.7        | 12.7        | 18.1        |
| 18-19                            | 6           | 2           | 3           | 23.0        | 16.8        | 21.1        |
| Age of Recipient                 |             |             |             |             |             |             |
| 20-24                            | 14          | 8           | 6           | 35.8        | 57.6        | 23.8        |
| 25-29                            | 5           | 0           | 5           | 15.9        | 0.0         | 28.9        |
| 30-34                            | 5           | 0           | 5           | 17.5        | 0.0         | 32.7        |
| 35-39                            | 1           | 0           | 1           | 4.7         | 0.0         | 10.2        |
| 40-44                            | 0           | 0           | 0           | 0.0         | 0.0         | 0.0         |
| >44                              | 0           | 0           | 0           | 0.0         | 0.0         | 0.0         |
| <b>MARRIAGES</b>                 | <b>65</b>   | <b>31</b>   | <b>34</b>   | <b>6.7</b>  | <b>7.4</b>  | <b>6.3</b>  |
| <b>DIVORCES</b>                  | <b>30</b>   | <b>14</b>   | <b>16</b>   | <b>3.1</b>  | <b>3.3</b>  | <b>2.9</b>  |

## SELECTED VITAL STATISTICS BY RACE, BY COUNTY, 1989

| ITEM                             | RICHMOND |        |       |       |       |       |
|----------------------------------|----------|--------|-------|-------|-------|-------|
|                                  | NUMBER   |        |       | RATE  |       |       |
|                                  | Total    | White  | Black | Total | White | Black |
| <b>POPULATION</b>                | 201341   | 121117 | 80224 | 0.0   | 0.0   | 0.0   |
| <b>LIVE BIRTHS</b>               | 3604     | 1719   | 1815  | 17.9  | 14.2  | 22.6  |
| 10-14                            | 20       | 2      | 18    | 2.6   | 0.5   | 5.1   |
| 15-17                            | 244      | 88     | 156   | 46.6  | 30.3  | 66.9  |
| 18-19                            | 379      | 150    | 226   | 86.7  | 62.2  | 115.2 |
| Age of Mother                    |          |        |       |       |       |       |
| 20-24                            | 1203     | 551    | 636   | 108.2 | 85.7  | 135.8 |
| 25-29                            | 958      | 495    | 435   | 98.0  | 86.9  | 106.7 |
| 30-34                            | 589      | 322    | 249   | 78.3  | 74.5  | 77.9  |
| 35-39                            | 184      | 99     | 81    | 31.0  | 28.1  | 33.4  |
| 40-44                            | 27       | 12     | 14    | 5.4   | 3.8   | 7.5   |
| >44                              | 0        | 0      | 0     | 0.0   | 0.0   | 0.0   |
| <b>UNWED MOTHER BIRTH RATE</b>   | 1493     | 355    | 1131  | 30.5  | 12.5  | 55.0  |
| 10-14                            | 20       | 2      | 18    | 2.6   | 0.5   | 5.1   |
| 15-17                            | 208      | 53     | 155   | 39.7  | 18.2  | 66.5  |
| 18-19                            | 265      | 64     | 200   | 60.6  | 26.5  | 102.0 |
| Age of Mother                    |          |        |       |       |       |       |
| 20-24                            | 565      | 128    | 435   | 50.8  | 19.9  | 92.9  |
| 25-29                            | 272      | 67     | 204   | 27.8  | 11.8  | 50.0  |
| 30-34                            | 120      | 30     | 88    | 16.0  | 6.9   | 27.5  |
| 35-39                            | 35       | 10     | 25    | 5.9   | 2.8   | 10.3  |
| 40-44                            | 8        | 1      | 6     | 1.6   | 0.3   | 3.2   |
| >44                              | 0        | 0      | 0     | 0.0   | 0.0   | 0.0   |
| <b>% BIRTH WEIGHT (grams)</b>    |          |        |       |       |       |       |
| <500                             | 6        | 2      | 4     | 0.2   | 0.1   | 0.2   |
| 500-1499                         | 72       | 23     | 48    | 2.0   | 1.3   | 2.6   |
| 1500-2499                        | 288      | 97     | 189   | 8.0   | 5.6   | 10.4  |
| 2500-3999                        | 2963     | 1424   | 1478  | 82.2  | 82.8  | 81.4  |
| ≥4000                            | 275      | 173    | 96    | 7.6   | 10.1  | 5.3   |
| <b>% OUT OF HOSPITAL BIRTHS</b>  | 20       | 10     | 10    | 0.6   | 0.6   | 0.6   |
| <b>SPONTANEOUS ABORTION RATE</b> | 379      | 144    | 226   | 7.7   | 5.1   | 11.0  |
| 10-14                            | 1        | 0      | 1     | 0.1   | 0.0   | 0.3   |
| 15-17                            | 15       | 7      | 8     | 2.9   | 2.4   | 3.4   |
| 18-19                            | 35       | 14     | 21    | 8.0   | 5.8   | 10.7  |
| Age of Mother                    |          |        |       |       |       |       |
| 20-24                            | 110      | 41     | 67    | 9.9   | 6.4   | 14.3  |
| 25-29                            | 97       | 37     | 58    | 9.9   | 6.5   | 14.2  |
| 30-34                            | 73       | 27     | 43    | 9.7   | 6.2   | 13.4  |
| 35-39                            | 39       | 15     | 24    | 6.6   | 4.3   | 9.9   |
| 40-44                            | 7        | 3      | 4     | 1.4   | 1.0   | 2.1   |
| >44                              | 2        | 0      | 0     | 0.4   | 0.0   | 0.0   |
| <b>INDUCED TERMINATION RATE</b>  | 1253     | 521    | 685   | 25.6  | 18.3  | 33.3  |
| 10-14                            | 10       | 2      | 8     | 1.3   | 0.5   | 2.3   |
| 15-17                            | 94       | 43     | 50    | 17.9  | 14.8  | 21.5  |
| 18-19                            | 193      | 84     | 105   | 44.1  | 34.8  | 53.5  |
| Age of Recipient                 |          |        |       |       |       |       |
| 20-24                            | 418      | 181    | 223   | 37.6  | 28.1  | 47.6  |
| 25-29                            | 296      | 114    | 169   | 30.3  | 20.0  | 41.4  |
| 30-34                            | 158      | 66     | 81    | 21.0  | 15.3  | 25.3  |
| 35-39                            | 67       | 26     | 38    | 11.3  | 7.4   | 15.7  |
| 40-44                            | 15       | 5      | 9     | 3.0   | 1.6   | 4.8   |
| >44                              | 2        | 0      | 2     | 0.4   | 0.0   | 1.1   |
| <b>MARRIAGES</b>                 | 1526     | 1125   | 386   | 7.6   | 9.3   | 4.8   |
| <b>DIVORCES</b>                  | 1438     | 931    | 473   | 7.1   | 7.7   | 5.9   |

## SELECTED VITAL STATISTICS BY RACE, BY COUNTY, 1989

| ITEM                             | ROCKDALE     |              |             |             |             |             |
|----------------------------------|--------------|--------------|-------------|-------------|-------------|-------------|
|                                  | NUMBER       |              |             | RATE        |             |             |
|                                  | Total        | White        | Black       | Total       | White       | Black       |
| <b>POPULATION</b>                | <b>44982</b> | <b>40664</b> | <b>4318</b> | <b>0.0</b>  | <b>0.0</b>  | <b>0.0</b>  |
| <b>LIVE BIRTHS</b>               | <b>828</b>   | <b>708</b>   | <b>118</b>  | <b>18.4</b> | <b>17.4</b> | <b>27.3</b> |
| 10-14                            | 0            | 0            | 0           | 0.0         | 0.0         | 0.0         |
| 15-17                            | 45           | 29           | 16          | 33.4        | 24.7        | 93.0        |
| 18-19                            | 56           | 46           | 10          | 82.4        | 78.4        | 107.5       |
| 20-24                            | 206          | 174          | 32          | 129.2       | 124.0       | 166.7       |
| 25-29                            | 308          | 265          | 43          | 173.9       | 165.7       | 250.0       |
| 30-34                            | 159          | 146          | 11          | 73.7        | 73.1        | 68.3        |
| 35-39                            | 44           | 40           | 4           | 23.0        | 22.4        | 31.2        |
| 40-44                            | 10           | 8            | 2           | 7.1         | 6.2         | 16.1        |
| >44                              | 0            | 0            | 0           | 0.0         | 0.0         | 0.0         |
| <b>UNWED MOTHER BIRTH RATE</b>   | <b>163</b>   | <b>91</b>    | <b>72</b>   | <b>15.0</b> | <b>9.3</b>  | <b>69.1</b> |
| 10-14                            | 0            | 0            | 0           | 0.0         | 0.0         | 0.0         |
| 15-17                            | 31           | 15           | 16          | 23.0        | 12.8        | 93.0        |
| 18-19                            | 27           | 20           | 7           | 39.7        | 34.1        | 75.3        |
| 20-24                            | 63           | 37           | 26          | 39.5        | 26.4        | 135.4       |
| 25-29                            | 30           | 12           | 18          | 16.9        | 7.5         | 104.7       |
| 30-34                            | 11           | 6            | 5           | 5.1         | 3.0         | 31.1        |
| 35-39                            | 0            | 0            | 0           | 0.0         | 0.0         | 0.0         |
| 40-44                            | 1            | 1            | 0           | 0.7         | 0.8         | 0.0         |
| >44                              | 0            | 0            | 0           | 0.0         | 0.0         | 0.0         |
| <b>% BIRTH WEIGHT (grams)</b>    |              |              |             |             |             |             |
| <500                             | 3            | 1            | 2           | 0.4         | 0.1         | 1.7         |
| 500-1499                         | 4            | 1            | 3           | 0.5         | 0.1         | 2.5         |
| 1500-2499                        | 49           | 40           | 9           | 5.9         | 5.6         | 7.6         |
| 2500-3999                        | 664          | 568          | 94          | 80.2        | 80.2        | 79.7        |
| ≥4000                            | 108          | 98           | 10          | 13.0        | 13.8        | 8.5         |
| <b>% OUT OF HOSPITAL BIRTHS</b>  | <b>4</b>     | <b>2</b>     | <b>2</b>    | <b>0.5</b>  | <b>0.3</b>  | <b>1.7</b>  |
| <b>SPONTANEOUS ABORTION RATE</b> | <b>67</b>    | <b>53</b>    | <b>14</b>   | <b>6.2</b>  | <b>5.4</b>  | <b>13.4</b> |
| 10-14                            | 0            | 0            | 0           | 0.0         | 0.0         | 0.0         |
| 15-17                            | 3            | 3            | 0           | 2.2         | 2.6         | 0.0         |
| 18-19                            | 4            | 1            | 3           | 5.9         | 1.7         | 32.3        |
| 20-24                            | 24           | 21           | 3           | 15.0        | 15.0        | 15.6        |
| 25-29                            | 17           | 14           | 3           | 9.6         | 8.8         | 17.4        |
| 30-34                            | 16           | 13           | 3           | 7.4         | 6.5         | 18.6        |
| 35-39                            | 1            | 1            | 0           | 0.5         | 0.6         | 0.0         |
| 40-44                            | 2            | 0            | 2           | 1.4         | 0.0         | 16.1        |
| >44                              | 0            | 0            | 0           | 0.0         | 0.0         | 0.0         |
| <b>INDUCED TERMINATION RATE</b>  | <b>272</b>   | <b>218</b>   | <b>42</b>   | <b>25.0</b> | <b>22.2</b> | <b>40.3</b> |
| 10-14                            | 3            | 1            | 2           | 1.4         | 0.5         | 7.5         |
| 15-17                            | 35           | 28           | 5           | 26.0        | 23.9        | 29.1        |
| 18-19                            | 51           | 48           | 3           | 75.0        | 81.8        | 32.3        |
| 20-24                            | 76           | 59           | 14          | 47.6        | 42.1        | 72.9        |
| 25-29                            | 59           | 42           | 11          | 33.3        | 26.3        | 64.0        |
| 30-34                            | 24           | 19           | 5           | 11.1        | 9.5         | 31.1        |
| 35-39                            | 18           | 16           | 2           | 9.4         | 9.0         | 15.6        |
| 40-44                            | 6            | 5            | 0           | 4.3         | 3.9         | 0.0         |
| >44                              | 0            | 0            | 0           | 0.0         | 0.0         | 0.0         |
| <b>MARRIAGES</b>                 | <b>638</b>   | <b>564</b>   | <b>68</b>   | <b>14.2</b> | <b>13.9</b> | <b>15.7</b> |
| <b>DIVORCES</b>                  | <b>344</b>   | <b>306</b>   | <b>24</b>   | <b>7.6</b>  | <b>7.5</b>  | <b>5.6</b>  |

## SELECTED VITAL STATISTICS BY RACE, BY COUNTY, 1989

| ITEM                             | SCHLEY      |             |             |             |             |             |
|----------------------------------|-------------|-------------|-------------|-------------|-------------|-------------|
|                                  | NUMBER      |             |             | RATE        |             |             |
|                                  | Total       | White       | Black       | Total       | White       | Black       |
| <b>POPULATION</b>                | <b>3701</b> | <b>2313</b> | <b>1388</b> | <b>0.0</b>  | <b>0.0</b>  | <b>0.0</b>  |
| <b>LIVE BIRTHS</b>               | <b>56</b>   | <b>38</b>   | <b>18</b>   | <b>15.1</b> | <b>16.4</b> | <b>13.0</b> |
| 10-14                            | 1           | 0           | 1           | 4.8         | 0.0         | 11.5        |
| 15-17                            | 2           | 1           | 1           | 18.3        | 15.2        | 23.3        |
| 18-19                            | 7           | 4           | 3           | 132.1       | 166.7       | 103.4       |
| Age of Mother                    |             |             |             |             |             |             |
| 20-24                            | 24          | 17          | 7           | 196.7       | 229.7       | 145.8       |
| 25-29                            | 13          | 9           | 4           | 100.0       | 107.1       | 87.0        |
| 30-34                            | 7           | 6           | 1           | 46.7        | 56.6        | 22.7        |
| 35-39                            | 1           | 1           | 0           | 8.4         | 12.5        | 0.0         |
| 40-44                            | 1           | 0           | 1           | 10.5        | 0.0         | 25.0        |
| >44                              | 0           | 0           | 0           | 0.0         | 0.0         | 0.0         |
| <b>UNWED MOTHER BIRTH RATE</b>   | <b>21</b>   | <b>8</b>    | <b>13</b>   | <b>27.0</b> | <b>16.4</b> | <b>45.0</b> |
| 10-14                            | 1           | 0           | 1           | 4.8         | 0.0         | 11.5        |
| 15-17                            | 2           | 1           | 1           | 18.3        | 15.2        | 23.3        |
| 18-19                            | 6           | 3           | 3           | 113.2       | 125.0       | 103.4       |
| Age of Mother                    |             |             |             |             |             |             |
| 20-24                            | 9           | 4           | 5           | 73.8        | 54.1        | 104.2       |
| 25-29                            | 3           | 0           | 3           | 23.1        | 0.0         | 65.2        |
| 30-34                            | 0           | 0           | 0           | 0.0         | 0.0         | 0.0         |
| 35-39                            | 0           | 0           | 0           | 0.0         | 0.0         | 0.0         |
| 40-44                            | 0           | 0           | 0           | 0.0         | 0.0         | 0.0         |
| >44                              | 0           | 0           | 0           | 0.0         | 0.0         | 0.0         |
| <b>% BIRTH WEIGHT (grams)</b>    |             |             |             |             |             |             |
| <500                             | 0           | 0           | 0           | 0.0         | 0.0         | 0.0         |
| 500-1499                         | 1           | 0           | 1           | 1.8         | 0.0         | 5.6         |
| 1500-2499                        | 3           | 0           | 3           | 5.4         | 0.0         | 16.7        |
| 2500-3999                        | 44          | 31          | 13          | 78.6        | 81.6        | 72.2        |
| ≥4000                            | 8           | 7           | 1           | 14.3        | 18.4        | 5.6         |
| <b>% OUT OF HOSPITAL BIRTHS</b>  | <b>0</b>    | <b>0</b>    | <b>0</b>    | <b>0.0</b>  | <b>0.0</b>  | <b>0.0</b>  |
| <b>SPONTANEOUS ABORTION RATE</b> | <b>0</b>    | <b>0</b>    | <b>0</b>    | <b>0.0</b>  | <b>0.0</b>  | <b>0.0</b>  |
| 10-14                            | 0           | 0           | 0           | 0.0         | 0.0         | 0.0         |
| 15-17                            | 0           | 0           | 0           | 0.0         | 0.0         | 0.0         |
| 18-19                            | 0           | 0           | 0           | 0.0         | 0.0         | 0.0         |
| Age of Mother                    |             |             |             |             |             |             |
| 20-24                            | 0           | 0           | 0           | 0.0         | 0.0         | 0.0         |
| 25-29                            | 0           | 0           | 0           | 0.0         | 0.0         | 0.0         |
| 30-34                            | 0           | 0           | 0           | 0.0         | 0.0         | 0.0         |
| 35-39                            | 0           | 0           | 0           | 0.0         | 0.0         | 0.0         |
| 40-44                            | 0           | 0           | 0           | 0.0         | 0.0         | 0.0         |
| >44                              | 0           | 0           | 0           | 0.0         | 0.0         | 0.0         |
| <b>INDUCED TERMINATION RATE</b>  | <b>4</b>    | <b>3</b>    | <b>1</b>    | <b>5.1</b>  | <b>6.1</b>  | <b>3.5</b>  |
| 10-14                            | 0           | 0           | 0           | 0.0         | 0.0         | 0.0         |
| 15-17                            | 0           | 0           | 0           | 0.0         | 0.0         | 0.0         |
| 18-19                            | 1           | 1           | 0           | 18.9        | 41.7        | 0.0         |
| Age of Recipient                 |             |             |             |             |             |             |
| 20-24                            | 1           | 1           | 0           | 8.2         | 13.5        | 0.0         |
| 25-29                            | 1           | 0           | 1           | 7.7         | 0.0         | 21.7        |
| 30-34                            | 0           | 0           | 0           | 0.0         | 0.0         | 0.0         |
| 35-39                            | 1           | 1           | 0           | 8.4         | 12.5        | 0.0         |
| 40-44                            | 0           | 0           | 0           | 0.0         | 0.0         | 0.0         |
| >44                              | 0           | 0           | 0           | 0.0         | 0.0         | 0.0         |
| <b>MARRIAGES</b>                 | <b>33</b>   | <b>24</b>   | <b>8</b>    | <b>8.9</b>  | <b>10.4</b> | <b>5.8</b>  |
| <b>DIVORCES</b>                  | <b>12</b>   | <b>12</b>   | <b>0</b>    | <b>3.2</b>  | <b>5.2</b>  | <b>0.0</b>  |

## SELECTED VITAL STATISTICS BY RACE, BY COUNTY, 1989

| ITEM                             | SCREVEN      |             |             |             |             |             |
|----------------------------------|--------------|-------------|-------------|-------------|-------------|-------------|
|                                  | NUMBER       |             |             | RATE        |             |             |
|                                  | Total        | White       | Black       | Total       | White       | Black       |
| <b>POPULATION</b>                | <b>15130</b> | <b>8232</b> | <b>6898</b> | <b>0.0</b>  | <b>0.0</b>  | <b>0.0</b>  |
| <b>LIVE BIRTHS</b>               | <b>245</b>   | <b>109</b>  | <b>136</b>  | <b>16.2</b> | <b>13.2</b> | <b>19.7</b> |
| 10-14                            | 0            | 0           | 0           | 0.0         | 0.0         | 0.0         |
| 15-17                            | 23           | 6           | 17          | 50.8        | 29.1        | 68.8        |
| 18-19                            | 25           | 15          | 10          | 96.2        | 116.3       | 76.3        |
| Age of Mother                    |              |             |             |             |             |             |
| 20-24                            | 87           | 37          | 50          | 132.6       | 122.1       | 141.6       |
| 25-29                            | 70           | 35          | 35          | 110.2       | 110.4       | 110.1       |
| 30-34                            | 28           | 12          | 16          | 56.9        | 44.8        | 71.4        |
| 35-39                            | 11           | 3           | 8           | 28.6        | 12.3        | 56.7        |
| 40-44                            | 1            | 1           | 0           | 2.9         | 4.6         | 0.0         |
| >44                              | 0            | 0           | 0           | 0.0         | 0.0         | 0.0         |
| <b>UNWED MOTHER BIRTH RATE</b>   | <b>104</b>   | <b>16</b>   | <b>88</b>   | <b>32.2</b> | <b>9.5</b>  | <b>57.0</b> |
| 10-14                            | 0            | 0           | 0           | 0.0         | 0.0         | 0.0         |
| 15-17                            | 20           | 3           | 17          | 44.2        | 14.6        | 68.8        |
| 18-19                            | 12           | 4           | 8           | 46.2        | 31.0        | 61.1        |
| Age of Mother                    |              |             |             |             |             |             |
| 20-24                            | 41           | 7           | 34          | 62.5        | 23.1        | 96.3        |
| 25-29                            | 19           | 2           | 17          | 29.9        | 6.3         | 53.5        |
| 30-34                            | 7            | 0           | 7           | 14.2        | 0.0         | 31.2        |
| 35-39                            | 5            | 0           | 5           | 13.0        | 0.0         | 35.5        |
| 40-44                            | 0            | 0           | 0           | 0.0         | 0.0         | 0.0         |
| >44                              | 0            | 0           | 0           | 0.0         | 0.0         | 0.0         |
| <b>% BIRTH WEIGHT (grams)</b>    |              |             |             |             |             |             |
| <500                             | 0            | 0           | 0           | 0.0         | 0.0         | 0.0         |
| 500-1499                         | 4            | 3           | 1           | 1.6         | 2.8         | 0.7         |
| 1500-2499                        | 17           | 3           | 14          | 6.9         | 2.8         | 10.3        |
| 2500-3999                        | 208          | 92          | 116         | 84.9        | 84.4        | 85.3        |
| ≥4000                            | 16           | 11          | 5           | 6.5         | 10.1        | 3.7         |
| <b>% OUT OF HOSPITAL BIRTHS</b>  | <b>1</b>     | <b>0</b>    | <b>1</b>    | <b>0.4</b>  | <b>0.0</b>  | <b>0.7</b>  |
| <b>SPONTANEOUS ABORTION RATE</b> | <b>28</b>    | <b>14</b>   | <b>14</b>   | <b>8.7</b>  | <b>8.3</b>  | <b>9.1</b>  |
| 10-14                            | 0            | 0           | 0           | 0.0         | 0.0         | 0.0         |
| 15-17                            | 0            | 0           | 0           | 0.0         | 0.0         | 0.0         |
| 18-19                            | 1            | 1           | 0           | 3.8         | 7.8         | 0.0         |
| Age of Mother                    |              |             |             |             |             |             |
| 20-24                            | 11           | 5           | 6           | 16.8        | 16.5        | 17.0        |
| 25-29                            | 1            | 1           | 0           | 1.6         | 3.2         | 0.0         |
| 30-34                            | 9            | 5           | 4           | 18.3        | 18.7        | 17.9        |
| 35-39                            | 6            | 2           | 4           | 15.6        | 8.2         | 28.4        |
| 40-44                            | 0            | 0           | 0           | 0.0         | 0.0         | 0.0         |
| >44                              | 0            | 0           | 0           | 0.0         | 0.0         | 0.0         |
| <b>INDUCED TERMINATION RATE</b>  | <b>38</b>    | <b>12</b>   | <b>25</b>   | <b>11.8</b> | <b>7.1</b>  | <b>16.2</b> |
| 10-14                            | 0            | 0           | 0           | 0.0         | 0.0         | 0.0         |
| 15-17                            | 5            | 0           | 5           | 11.0        | 0.0         | 20.2        |
| 18-19                            | 4            | 3           | 1           | 15.4        | 23.3        | 7.6         |
| Age of Recipient                 |              |             |             |             |             |             |
| 20-24                            | 14           | 5           | 8           | 21.3        | 16.5        | 22.7        |
| 25-29                            | 7            | 2           | 5           | 11.0        | 6.3         | 15.7        |
| 30-34                            | 3            | 2           | 1           | 6.1         | 7.5         | 4.5         |
| 35-39                            | 5            | 0           | 5           | 13.0        | 0.0         | 35.5        |
| 40-44                            | 0            | 0           | 0           | 0.0         | 0.0         | 0.0         |
| >44                              | 0            | 0           | 0           | 0.0         | 0.0         | 0.0         |
| <b>MARRIAGES</b>                 | <b>61</b>    | <b>40</b>   | <b>21</b>   | <b>4.0</b>  | <b>4.9</b>  | <b>3.0</b>  |
| <b>DIVORCES</b>                  | <b>73</b>    | <b>43</b>   | <b>25</b>   | <b>4.8</b>  | <b>5.2</b>  | <b>3.6</b>  |

## SELECTED VITAL STATISTICS BY RACE, BY COUNTY, 1989

| ITEM                             | SEMINOLE |       |       |       |       |       |
|----------------------------------|----------|-------|-------|-------|-------|-------|
|                                  | NUMBER   |       |       | RATE  |       |       |
|                                  | Total    | White | Black | Total | White | Black |
| <b>POPULATION</b>                | 9180     | 6094  | 3086  | 0.0   | 0.0   | 0.0   |
| <b>LIVE BIRTHS</b>               | 167      | 66    | 100   | 18.2  | 10.8  | 32.4  |
| 10-14                            | 1        | 0     | 1     | 2.4   | 0.0   | 5.3   |
| 15-17                            | 12       | 1     | 11    | 47.1  | 6.5   | 107.8 |
| 18-19                            | 26       | 7     | 19    | 152.9 | 67.3  | 287.9 |
| Age of Mother                    | 63       | 29    | 33    | 178.5 | 141.5 | 223.0 |
| 20-24                            | 47       | 22    | 25    | 157.7 | 120.9 | 215.5 |
| 25-29                            | 13       | 6     | 7     | 43.8  | 28.4  | 81.4  |
| 30-34                            | 5        | 1     | 4     | 20.7  | 5.8   | 56.3  |
| 35-39                            | 0        | 0     | 0     | 0.0   | 0.0   | 0.0   |
| 40-44                            | 0        | 0     | 0     | 0.0   | 0.0   | 0.0   |
| >44                              | 0        | 0     | 0     | 0.0   | 0.0   | 0.0   |
| <b>UNWED MOTHER BIRTH RATE</b>   | 76       | 7     | 69    | 41.5  | 5.9   | 107.1 |
| 10-14                            | 1        | 0     | 1     | 2.4   | 0.0   | 5.3   |
| 15-17                            | 12       | 1     | 11    | 47.1  | 6.5   | 107.8 |
| 18-19                            | 18       | 1     | 17    | 105.9 | 9.6   | 257.6 |
| Age of Mother                    | 24       | 2     | 22    | 68.0  | 9.8   | 148.6 |
| 20-24                            | 18       | 3     | 15    | 60.4  | 16.5  | 129.3 |
| 25-29                            | 1        | 0     | 1     | 3.4   | 0.0   | 11.6  |
| 30-34                            | 2        | 0     | 2     | 8.3   | 0.0   | 28.2  |
| 35-39                            | 0        | 0     | 0     | 0.0   | 0.0   | 0.0   |
| 40-44                            | 0        | 0     | 0     | 0.0   | 0.0   | 0.0   |
| >44                              | 0        | 0     | 0     | 0.0   | 0.0   | 0.0   |
| <b>% BIRTH WEIGHT (grams)</b>    |          |       |       |       |       |       |
| <500                             | 0        | 0     | 0     | 0.0   | 0.0   | 0.0   |
| 500-1499                         | 2        | 0     | 2     | 1.2   | 0.0   | 2.0   |
| 1500-2499                        | 19       | 6     | 13    | 11.4  | 9.1   | 13.0  |
| 2500-3999                        | 137      | 54    | 82    | 82.0  | 81.8  | 82.0  |
| ≥4000                            | 9        | 6     | 3     | 5.4   | 9.1   | 3.0   |
| <b>% OUT OF HOSPITAL BIRTHS</b>  | 1        | 0     | 1     | 0.6   | 0.0   | 1.0   |
| <b>SPONTANEOUS ABORTION RATE</b> | 15       | 5     | 10    | 8.2   | 4.2   | 15.5  |
| 10-14                            | 0        | 0     | 0     | 0.0   | 0.0   | 0.0   |
| 15-17                            | 1        | 0     | 1     | 3.9   | 0.0   | 9.8   |
| 18-19                            | 1        | 1     | 0     | 5.9   | 9.6   | 0.0   |
| Age of Mother                    | 6        | 2     | 4     | 17.0  | 9.8   | 27.0  |
| 20-24                            | 3        | 1     | 2     | 10.1  | 5.5   | 17.2  |
| 25-29                            | 2        | 0     | 2     | 6.7   | 0.0   | 23.3  |
| 30-34                            | 2        | 1     | 1     | 8.3   | 5.8   | 14.1  |
| 35-39                            | 0        | 0     | 0     | 0.0   | 0.0   | 0.0   |
| 40-44                            | 0        | 0     | 0     | 0.0   | 0.0   | 0.0   |
| >44                              | 0        | 0     | 0     | 0.0   | 0.0   | 0.0   |
| <b>INDUCED TERMINATION RATE</b>  | 4        | 2     | 2     | 2.2   | 1.7   | 3.1   |
| 10-14                            | 0        | 0     | 0     | 0.0   | 0.0   | 0.0   |
| 15-17                            | 1        | 1     | 0     | 3.9   | 6.5   | 0.0   |
| 18-19                            | 1        | 1     | 0     | 5.9   | 9.6   | 0.0   |
| Age of Recipient                 | 0        | 0     | 0     | 0.0   | 0.0   | 0.0   |
| 20-24                            | 2        | 0     | 2     | 6.7   | 0.0   | 17.2  |
| 25-29                            | 0        | 0     | 0     | 0.0   | 0.0   | 0.0   |
| 30-34                            | 0        | 0     | 0     | 0.0   | 0.0   | 0.0   |
| 35-39                            | 0        | 0     | 0     | 0.0   | 0.0   | 0.0   |
| 40-44                            | 0        | 0     | 0     | 0.0   | 0.0   | 0.0   |
| >44                              | 0        | 0     | 0     | 0.0   | 0.0   | 0.0   |
| <b>MARRIAGES</b>                 | 640      | 482   | 158   | 69.7  | 79.1  | 51.2  |
| <b>DIVORCES</b>                  | 37       | 26    | 11    | 4.0   | 4.3   | 3.6   |

## SELECTED VITAL STATISTICS BY RACE, BY COUNTY, 1989

| ITEM                             | SPALDING     |              |              |             |             |             |
|----------------------------------|--------------|--------------|--------------|-------------|-------------|-------------|
|                                  | NUMBER       |              |              | RATE        |             |             |
|                                  | Total        | White        | Black        | Total       | White       | Black       |
| <b>POPULATION</b>                | <b>54836</b> | <b>39752</b> | <b>15084</b> | <b>0.0</b>  | <b>0.0</b>  | <b>0.0</b>  |
| <b>LIVE BIRTHS</b>               | <b>988</b>   | <b>595</b>   | <b>390</b>   | <b>18.0</b> | <b>15.0</b> | <b>25.9</b> |
| 10-14                            | 14           | 4            | 10           | 5.9         | 2.6         | 12.2        |
| 15-17                            | 94           | 41           | 53           | 61.8        | 38.9        | 113.5       |
| 18-19                            | 134          | 76           | 58           | 151.4       | 131.7       | 188.3       |
| Age of Mother                    |              |              |              |             |             |             |
| 20-24                            | 340          | 191          | 148          | 149.5       | 127.8       | 190.0       |
| 25-29                            | 252          | 178          | 73           | 113.0       | 118.2       | 100.7       |
| 30-34                            | 115          | 79           | 35           | 54.4        | 50.2        | 64.8        |
| 35-39                            | 35           | 23           | 12           | 19.5        | 16.9        | 27.7        |
| 40-44                            | 4            | 3            | 1            | 2.6         | 2.6         | 2.5         |
| >44                              | 0            | 0            | 0            | 0.0         | 0.0         | 0.0         |
| <b>UNWED MOTHER BIRTH RATE</b>   | <b>396</b>   | <b>127</b>   | <b>269</b>   | <b>32.0</b> | <b>14.6</b> | <b>73.6</b> |
| 10-14                            | 13           | 3            | 10           | 5.5         | 2.0         | 12.2        |
| 15-17                            | 71           | 20           | 51           | 46.6        | 19.0        | 109.2       |
| 18-19                            | 82           | 32           | 50           | 92.7        | 55.5        | 162.3       |
| Age of Mother                    |              |              |              |             |             |             |
| 20-24                            | 143          | 43           | 100          | 62.9        | 28.8        | 128.4       |
| 25-29                            | 53           | 17           | 36           | 23.8        | 11.3        | 49.7        |
| 30-34                            | 23           | 7            | 16           | 10.9        | 4.5         | 29.6        |
| 35-39                            | 9            | 4            | 5            | 5.0         | 2.9         | 11.5        |
| 40-44                            | 2            | 1            | 1            | 1.3         | 0.9         | 2.5         |
| >44                              | 0            | 0            | 0            | 0.0         | 0.0         | 0.0         |
| <b>% BIRTH WEIGHT (grams)</b>    |              |              |              |             |             |             |
| <500                             | 2            | 0            | 2            | 0.2         | 0.0         | 0.5         |
| 500-1499                         | 11           | 3            | 8            | 1.1         | 0.5         | 2.1         |
| 1500-2499                        | 79           | 34           | 45           | 8.0         | 5.7         | 11.5        |
| 2500-3999                        | 814          | 495          | 316          | 82.4        | 83.2        | 81.0        |
| ≥4000                            | 82           | 63           | 19           | 8.3         | 10.6        | 4.9         |
| <b>% OUT OF HOSPITAL BIRTHS</b>  | <b>11</b>    | <b>8</b>     | <b>3</b>     | <b>1.1</b>  | <b>1.3</b>  | <b>0.8</b>  |
| <b>SPONTANEOUS ABORTION RATE</b> | <b>59</b>    | <b>36</b>    | <b>23</b>    | <b>4.8</b>  | <b>4.1</b>  | <b>6.3</b>  |
| 10-14                            | 0            | 0            | 0            | 0.0         | 0.0         | 0.0         |
| 15-17                            | 4            | 2            | 2            | 2.6         | 1.9         | 4.3         |
| 18-19                            | 11           | 7            | 4            | 12.4        | 12.1        | 13.0        |
| Age of Mother                    |              |              |              |             |             |             |
| 20-24                            | 17           | 8            | 9            | 7.5         | 5.4         | 11.6        |
| 25-29                            | 15           | 12           | 3            | 6.7         | 8.0         | 4.1         |
| 30-34                            | 8            | 4            | 4            | 3.8         | 2.5         | 7.4         |
| 35-39                            | 1            | 1            | 0            | 0.6         | 0.7         | 0.0         |
| 40-44                            | 2            | 1            | 1            | 1.3         | 0.9         | 2.5         |
| >44                              | 1            | 1            | 0            | 0.7         | 0.9         | 0.0         |
| <b>INDUCED TERMINATION RATE</b>  | <b>211</b>   | <b>136</b>   | <b>72</b>    | <b>17.1</b> | <b>15.6</b> | <b>19.7</b> |
| 10-14                            | 4            | 0            | 4            | 1.7         | 0.0         | 4.9         |
| 15-17                            | 23           | 16           | 7            | 15.1        | 15.2        | 15.0        |
| 18-19                            | 42           | 25           | 16           | 47.5        | 43.3        | 51.9        |
| Age of Recipient                 |              |              |              |             |             |             |
| 20-24                            | 65           | 46           | 18           | 28.6        | 30.8        | 23.1        |
| 25-29                            | 47           | 33           | 14           | 21.1        | 21.9        | 19.3        |
| 30-34                            | 21           | 8            | 12           | 9.9         | 5.1         | 22.2        |
| 35-39                            | 8            | 7            | 1            | 4.5         | 5.2         | 2.3         |
| 40-44                            | 1            | 1            | 0            | 0.6         | 0.9         | 0.0         |
| >44                              | 0            | 0            | 0            | 0.0         | 0.0         | 0.0         |
| <b>MARRIAGES</b>                 | <b>621</b>   | <b>488</b>   | <b>130</b>   | <b>11.3</b> | <b>12.3</b> | <b>8.6</b>  |
| <b>DIVORCES</b>                  | <b>356</b>   | <b>300</b>   | <b>44</b>    | <b>6.5</b>  | <b>7.5</b>  | <b>2.9</b>  |



## SELECTED VITAL STATISTICS BY RACE, BY COUNTY, 1989

| ITEM                             | STEPHENS |       |       |       |       |       |
|----------------------------------|----------|-------|-------|-------|-------|-------|
|                                  | NUMBER   |       |       | RATE  |       |       |
|                                  | Total    | White | Black | Total | White | Black |
| <b>POPULATION</b>                | 23696    | 20756 | 2940  | 0.0   | 0.0   | 0.0   |
| <b>LIVE BIRTHS</b>               | 346      | 284   | 60    | 14.6  | 13.7  | 20.4  |
| 10-14                            | 0        | 0     | 0     | 0.0   | 0.0   | 0.0   |
| 15-17                            | 24       | 16    | 7     | 39.0  | 30.9  | 70.7  |
| 18-19                            | 44       | 32    | 12    | 100.5 | 84.7  | 200.0 |
| Age of Mother                    |          |       |       |       |       |       |
| 20-24                            | 106      | 91    | 14    | 101.5 | 100.1 | 103.7 |
| 25-29                            | 108      | 87    | 21    | 120.3 | 112.7 | 166.7 |
| 30-34                            | 43       | 40    | 3     | 52.8  | 57.3  | 25.6  |
| 35-39                            | 19       | 16    | 3     | 27.1  | 26.3  | 32.6  |
| 40-44                            | 2        | 2     | 0     | 3.2   | 3.6   | 0.0   |
| >44                              | 0        | 0     | 0     | 0.0   | 0.0   | 0.0   |
| <b>UNWED MOTHER BIRTH RATE</b>   | 96       | 51    | 45    | 18.7  | 11.5  | 64.5  |
| 10-14                            | 0        | 0     | 0     | 0.0   | 0.0   | 0.0   |
| 15-17                            | 13       | 6     | 7     | 21.1  | 11.6  | 70.7  |
| 18-19                            | 23       | 12    | 11    | 52.5  | 31.7  | 183.3 |
| Age of Mother                    |          |       |       |       |       |       |
| 20-24                            | 27       | 16    | 11    | 25.9  | 17.6  | 81.5  |
| 25-29                            | 25       | 11    | 14    | 27.8  | 14.2  | 111.1 |
| 30-34                            | 5        | 4     | 1     | 6.1   | 5.7   | 8.5   |
| 35-39                            | 2        | 1     | 1     | 2.9   | 1.6   | 10.9  |
| 40-44                            | 1        | 1     | 0     | 1.6   | 1.8   | 0.0   |
| >44                              | 0        | 0     | 0     | 0.0   | 0.0   | 0.0   |
| <b>% BIRTH WEIGHT (grams)</b>    |          |       |       |       |       |       |
| <500                             | 0        | 0     | 0     | 0.0   | 0.0   | 0.0   |
| 500-1499                         | 6        | 5     | 1     | 1.7   | 1.8   | 1.7   |
| 1500-2499                        | 23       | 18    | 5     | 6.6   | 6.3   | 8.3   |
| 2500-3999                        | 270      | 219   | 49    | 78.0  | 77.1  | 81.7  |
| ≥4000                            | 47       | 42    | 5     | 13.6  | 14.8  | 8.3   |
| <b>% OUT OF HOSPITAL BIRTHS</b>  | 3        | 3     | 0     | 0.9   | 1.1   | 0.0   |
| <b>SPONTANEOUS ABORTION RATE</b> | 37       | 33    | 4     | 7.2   | 7.4   | 5.7   |
| 10-14                            | 0        | 0     | 0     | 0.0   | 0.0   | 0.0   |
| 15-17                            | 2        | 2     | 0     | 3.2   | 3.9   | 0.0   |
| 18-19                            | 3        | 3     | 0     | 6.8   | 7.9   | 0.0   |
| Age of Mother                    |          |       |       |       |       |       |
| 20-24                            | 15       | 13    | 2     | 14.4  | 14.3  | 14.8  |
| 25-29                            | 12       | 11    | 1     | 13.4  | 14.2  | 7.9   |
| 30-34                            | 2        | 2     | 0     | 2.5   | 2.9   | 0.0   |
| 35-39                            | 2        | 1     | 1     | 2.9   | 1.6   | 10.9  |
| 40-44                            | 1        | 1     | 0     | 1.6   | 1.8   | 0.0   |
| >44                              | 0        | 0     | 0     | 0.0   | 0.0   | 0.0   |
| <b>INDUCED TERMINATION RATE</b>  | 49       | 40    | 6     | 9.5   | 9.0   | 8.6   |
| 10-14                            | 0        | 0     | 0     | 0.0   | 0.0   | 0.0   |
| 15-17                            | 10       | 9     | 1     | 16.2  | 17.4  | 10.1  |
| 18-19                            | 9        | 7     | 2     | 20.5  | 18.5  | 33.3  |
| Age of Recipient                 |          |       |       |       |       |       |
| 20-24                            | 13       | 10    | 1     | 12.5  | 11.0  | 7.4   |
| 25-29                            | 9        | 8     | 1     | 10.0  | 10.4  | 7.9   |
| 30-34                            | 5        | 4     | 0     | 6.1   | 5.7   | 0.0   |
| 35-39                            | 2        | 1     | 1     | 2.9   | 1.6   | 10.9  |
| 40-44                            | 1        | 1     | 0     | 1.6   | 1.8   | 0.0   |
| >44                              | 0        | 0     | 0     | 0.0   | 0.0   | 0.0   |
| <b>MARRIAGES</b>                 | 140      | 128   | 12    | 5.9   | 6.2   | 4.1   |
| <b>DIVORCES</b>                  | 158      | 137   | 9     | 6.7   | 6.6   | 3.1   |

## SELECTED VITAL STATISTICS BY RACE, BY COUNTY, 1989

| ITEM                             | STEWART     |             |             |             |            |             |
|----------------------------------|-------------|-------------|-------------|-------------|------------|-------------|
|                                  | NUMBER      |             |             | RATE        |            |             |
|                                  | Total       | White       | Black       | Total       | White      | Black       |
| <b>POPULATION</b>                | <b>6235</b> | <b>2214</b> | <b>4021</b> | <b>0.0</b>  | <b>0.0</b> | <b>0.0</b>  |
| <b>LIVE BIRTHS</b>               | <b>78</b>   | <b>22</b>   | <b>56</b>   | <b>12.5</b> | <b>9.9</b> | <b>13.9</b> |
| 10-14                            | 2           | 0           | 2           | 6.2         | 0.0        | 8.1         |
| 15-17                            | 6           | 1           | 5           | 27.4        | 23.3       | 28.4        |
| 18-19                            | 6           | 0           | 6           | 54.5        | 0.0        | 78.9        |
| Age of Mother                    |             |             |             |             |            |             |
| 20-24                            | 30          | 5           | 25          | 115.8       | 61.7       | 140.4       |
| 25-29                            | 27          | 12          | 15          | 120.0       | 153.8      | 102.0       |
| 30-34                            | 2           | 1           | 1           | 12.7        | 16.7       | 10.2        |
| 35-39                            | 2           | 2           | 0           | 13.5        | 43.5       | 0.0         |
| 40-44                            | 3           | 1           | 2           | 22.4        | 19.2       | 24.4        |
| >44                              | 0           | 0           | 0           | 0.0         | 0.0        | 0.0         |
| <b>UNWED MOTHER BIRTH RATE</b>   | <b>48</b>   | <b>3</b>    | <b>45</b>   | <b>38.3</b> | <b>7.6</b> | <b>52.4</b> |
| 10-14                            | 2           | 0           | 2           | 6.2         | 0.0        | 8.1         |
| 15-17                            | 5           | 0           | 5           | 22.8        | 0.0        | 28.4        |
| 18-19                            | 6           | 0           | 6           | 54.5        | 0.0        | 78.9        |
| Age of Mother                    |             |             |             |             |            |             |
| 20-24                            | 22          | 2           | 20          | 84.9        | 24.7       | 112.4       |
| 25-29                            | 12          | 1           | 11          | 53.3        | 12.8       | 74.8        |
| 30-34                            | 0           | 0           | 0           | 0.0         | 0.0        | 0.0         |
| 35-39                            | 0           | 0           | 0           | 0.0         | 0.0        | 0.0         |
| 40-44                            | 1           | 0           | 1           | 7.5         | 0.0        | 12.2        |
| >44                              | 0           | 0           | 0           | 0.0         | 0.0        | 0.0         |
| <b>% BIRTH WEIGHT (grams)</b>    |             |             |             |             |            |             |
| <500                             | 0           | 0           | 0           | 0.0         | 0.0        | 0.0         |
| 500-1499                         | 0           | 0           | 0           | 0.0         | 0.0        | 0.0         |
| 1500-2499                        | 11          | 2           | 9           | 14.1        | 9.1        | 16.1        |
| 2500-3999                        | 62          | 16          | 46          | 79.5        | 72.7       | 82.1        |
| ≥4000                            | 5           | 4           | 1           | 6.4         | 18.2       | 1.8         |
| <b>% OUT OF HOSPITAL BIRTHS</b>  | <b>1</b>    | <b>0</b>    | <b>1</b>    | <b>1.3</b>  | <b>0.0</b> | <b>1.8</b>  |
| <b>SPONTANEOUS ABORTION RATE</b> | <b>3</b>    | <b>1</b>    | <b>2</b>    | <b>2.4</b>  | <b>2.5</b> | <b>2.3</b>  |
| 10-14                            | 0           | 0           | 0           | 0.0         | 0.0        | 0.0         |
| 15-17                            | 0           | 0           | 0           | 0.0         | 0.0        | 0.0         |
| 18-19                            | 1           | 0           | 1           | 9.1         | 0.0        | 13.2        |
| Age of Mother                    |             |             |             |             |            |             |
| 20-24                            | 1           | 1           | 0           | 3.9         | 12.3       | 0.0         |
| 25-29                            | 0           | 0           | 0           | 0.0         | 0.0        | 0.0         |
| 30-34                            | 0           | 0           | 0           | 0.0         | 0.0        | 0.0         |
| 35-39                            | 1           | 0           | 1           | 6.8         | 0.0        | 9.8         |
| 40-44                            | 0           | 0           | 0           | 0.0         | 0.0        | 0.0         |
| >44                              | 0           | 0           | 0           | 0.0         | 0.0        | 0.0         |
| <b>INDUCED TERMINATION RATE</b>  | <b>7</b>    | <b>3</b>    | <b>4</b>    | <b>5.6</b>  | <b>7.6</b> | <b>4.7</b>  |
| 10-14                            | 0           | 0           | 0           | 0.0         | 0.0        | 0.0         |
| 15-17                            | 3           | 0           | 3           | 13.7        | 0.0        | 17.0        |
| 18-19                            | 1           | 1           | 0           | 9.1         | 29.4       | 0.0         |
| Age of Recipient                 |             |             |             |             |            |             |
| 20-24                            | 2           | 2           | 0           | 7.7         | 24.7       | 0.0         |
| 25-29                            | 0           | 0           | 0           | 0.0         | 0.0        | 0.0         |
| 30-34                            | 0           | 0           | 0           | 0.0         | 0.0        | 0.0         |
| 35-39                            | 1           | 0           | 1           | 6.8         | 0.0        | 9.8         |
| 40-44                            | 0           | 0           | 0           | 0.0         | 0.0        | 0.0         |
| >44                              | 0           | 0           | 0           | 0.0         | 0.0        | 0.0         |
| <b>MARRIAGES</b>                 | <b>40</b>   | <b>20</b>   | <b>20</b>   | <b>6.4</b>  | <b>9.0</b> | <b>5.0</b>  |
| <b>DIVORCES</b>                  | <b>13</b>   | <b>6</b>    | <b>7</b>    | <b>2.1</b>  | <b>2.7</b> | <b>1.7</b>  |

## SELECTED VITAL STATISTICS BY RACE, BY COUNTY, 1989

| ITEM                             | SUMTER       |              |              |             |             |             |
|----------------------------------|--------------|--------------|--------------|-------------|-------------|-------------|
|                                  | NUMBER       |              |              | RATE        |             |             |
|                                  | Total        | White        | Black        | Total       | White       | Black       |
| <b>POPULATION</b>                | <b>33835</b> | <b>18679</b> | <b>15156</b> | <b>0.0</b>  | <b>0.0</b>  | <b>0.0</b>  |
| <b>LIVE BIRTHS</b>               | <b>569</b>   | <b>240</b>   | <b>328</b>   | <b>16.8</b> | <b>12.8</b> | <b>21.6</b> |
| 10-14                            | 4            | 0            | 4            | 2.5         | 0.0         | 4.7         |
| 15-17                            | 48           | 7            | 41           | 52.3        | 16.9        | 81.3        |
| 18-19                            | 65           | 18           | 47           | 76.7        | 41.1        | 114.9       |
| Age of Mother                    |              |              |              |             |             |             |
| 20-24                            | 210          | 91           | 119          | 120.8       | 99.6        | 144.2       |
| 25-29                            | 145          | 68           | 77           | 103.4       | 88.5        | 121.5       |
| 30-34                            | 64           | 40           | 23           | 50.7        | 55.6        | 42.4        |
| 35-39                            | 30           | 15           | 15           | 29.8        | 23.8        | 40.0        |
| 40-44                            | 2            | 1            | 1            | 2.7         | 2.4         | 3.3         |
| >44                              | 1            | 0            | 1            | 1.3         | 0.0         | 3.4         |
| <b>UNWED MOTHER BIRTH RATE</b>   | <b>252</b>   | <b>26</b>    | <b>226</b>   | <b>31.9</b> | <b>6.0</b>  | <b>62.9</b> |
| 10-14                            | 4            | 0            | 4            | 2.5         | 0.0         | 4.7         |
| 15-17                            | 43           | 3            | 40           | 46.8        | 7.2         | 79.4        |
| 18-19                            | 50           | 7            | 43           | 59.0        | 16.0        | 105.1       |
| Age of Mother                    |              |              |              |             |             |             |
| 20-24                            | 98           | 11           | 87           | 56.4        | 12.0        | 105.5       |
| 25-29                            | 38           | 2            | 36           | 27.1        | 2.6         | 56.8        |
| 30-34                            | 11           | 2            | 9            | 8.7         | 2.8         | 16.6        |
| 35-39                            | 6            | 0            | 6            | 6.0         | 0.0         | 16.0        |
| 40-44                            | 2            | 1            | 1            | 2.7         | 2.4         | 3.3         |
| >44                              | 0            | 0            | 0            | 0.0         | 0.0         | 0.0         |
| <b>% BIRTH WEIGHT (grams)</b>    |              |              |              |             |             |             |
| <500                             | 4            | 2            | 2            | 0.7         | 0.8         | 0.6         |
| 500-1499                         | 5            | 0            | 5            | 0.9         | 0.0         | 1.5         |
| 1500-2499                        | 41           | 9            | 32           | 7.2         | 3.7         | 9.8         |
| 2500-3999                        | 480          | 204          | 275          | 84.4        | 85.0        | 83.8        |
| ≥4000                            | 39           | 25           | 14           | 6.9         | 10.4        | 4.3         |
| <b>% OUT OF HOSPITAL BIRTHS</b>  | <b>2</b>     | <b>1</b>     | <b>1</b>     | <b>0.4</b>  | <b>0.4</b>  | <b>0.3</b>  |
| <b>SPONTANEOUS ABORTION RATE</b> | <b>13</b>    | <b>5</b>     | <b>8</b>     | <b>1.6</b>  | <b>1.2</b>  | <b>2.2</b>  |
| 10-14                            | 0            | 0            | 0            | 0.0         | 0.0         | 0.0         |
| 15-17                            | 0            | 0            | 0            | 0.0         | 0.0         | 0.0         |
| 18-19                            | 1            | 0            | 1            | 1.2         | 0.0         | 2.4         |
| Age of Mother                    |              |              |              |             |             |             |
| 20-24                            | 5            | 1            | 4            | 2.9         | 1.1         | 4.8         |
| 25-29                            | 3            | 2            | 1            | 2.1         | 2.6         | 1.6         |
| 30-34                            | 4            | 2            | 2            | 3.2         | 2.8         | 3.7         |
| 35-39                            | 0            | 0            | 0            | 0.0         | 0.0         | 0.0         |
| 40-44                            | 0            | 0            | 0            | 0.0         | 0.0         | 0.0         |
| >44                              | 0            | 0            | 0            | 0.0         | 0.0         | 0.0         |
| <b>INDUCED TERMINATION RATE</b>  | <b>130</b>   | <b>50</b>    | <b>80</b>    | <b>16.5</b> | <b>11.6</b> | <b>22.3</b> |
| 10-14                            | 3            | 0            | 3            | 1.9         | 0.0         | 3.5         |
| 15-17                            | 18           | 6            | 12           | 19.6        | 14.5        | 23.8        |
| 18-19                            | 12           | 7            | 5            | 14.2        | 16.0        | 12.2        |
| Age of Recipient                 |              |              |              |             |             |             |
| 20-24                            | 56           | 22           | 34           | 32.2        | 24.1        | 41.2        |
| 25-29                            | 26           | 9            | 17           | 18.5        | 11.7        | 26.8        |
| 30-34                            | 12           | 4            | 8            | 9.5         | 5.6         | 14.7        |
| 35-39                            | 3            | 2            | 1            | 3.0         | 3.2         | 2.7         |
| 40-44                            | 0            | 0            | 0            | 0.0         | 0.0         | 0.0         |
| >44                              | 0            | 0            | 0            | 0.0         | 0.0         | 0.0         |
| <b>MARRIAGES</b>                 | <b>272</b>   | <b>165</b>   | <b>106</b>   | <b>8.0</b>  | <b>8.8</b>  | <b>7.0</b>  |
| <b>DIVORCES</b>                  | <b>135</b>   | <b>88</b>    | <b>42</b>    | <b>4.0</b>  | <b>4.7</b>  | <b>2.8</b>  |

## SELECTED VITAL STATISTICS BY RACE, BY COUNTY, 1989

| ITEM                             | TALBOT      |             |             |             |             |             |
|----------------------------------|-------------|-------------|-------------|-------------|-------------|-------------|
|                                  | NUMBER      |             |             | RATE        |             |             |
|                                  | Total       | White       | Black       | Total       | White       | Black       |
| <b>POPULATION</b>                | <b>6760</b> | <b>2396</b> | <b>4364</b> | <b>0.0</b>  | <b>0.0</b>  | <b>0.0</b>  |
| <b>LIVE BIRTHS</b>               | <b>115</b>  | <b>37</b>   | <b>77</b>   | <b>17.0</b> | <b>15.4</b> | <b>17.6</b> |
| Age of Mother                    |             |             |             |             |             |             |
| 10-14                            | 1           | 0           | 1           | 3.3         | 0.0         | 4.7         |
| 15-17                            | 10          | 0           | 10          | 46.9        | 0.0         | 61.3        |
| 18-19                            | 8           | 2           | 6           | 63.0        | 69.0        | 61.2        |
| 20-24                            | 36          | 12          | 24          | 129.0       | 214.3       | 107.6       |
| 25-29                            | 35          | 12          | 23          | 119.5       | 125.0       | 116.8       |
| 30-34                            | 20          | 11          | 8           | 93.5        | 144.7       | 58.0        |
| 35-39                            | 5           | 0           | 5           | 29.8        | 0.0         | 44.2        |
| 40-44                            | 0           | 0           | 0           | 0.0         | 0.0         | 0.0         |
| >44                              | 0           | 0           | 0           | 0.0         | 0.0         | 0.0         |
| <b>UNWED MOTHER BIRTH RATE</b>   | <b>49</b>   | <b>6</b>    | <b>43</b>   | <b>33.1</b> | <b>13.8</b> | <b>41.2</b> |
| Age of Mother                    |             |             |             |             |             |             |
| 10-14                            | 1           | 0           | 1           | 3.3         | 0.0         | 4.7         |
| 15-17                            | 8           | 0           | 8           | 37.6        | 0.0         | 49.1        |
| 18-19                            | 6           | 2           | 4           | 47.2        | 69.0        | 40.8        |
| 20-24                            | 18          | 2           | 16          | 64.5        | 35.7        | 71.7        |
| 25-29                            | 10          | 1           | 9           | 34.1        | 10.4        | 45.7        |
| 30-34                            | 4           | 1           | 3           | 18.7        | 13.2        | 21.7        |
| 35-39                            | 2           | 0           | 2           | 11.9        | 0.0         | 17.7        |
| 40-44                            | 0           | 0           | 0           | 0.0         | 0.0         | 0.0         |
| >44                              | 0           | 0           | 0           | 0.0         | 0.0         | 0.0         |
| <b>% BIRTH WEIGHT (grams)</b>    |             |             |             |             |             |             |
| <500                             | 0           | 0           | 0           | 0.0         | 0.0         | 0.0         |
| 500-1499                         | 3           | 0           | 3           | 2.6         | 0.0         | 3.9         |
| 1500-2499                        | 2           | 1           | 1           | 1.7         | 2.7         | 1.3         |
| 2500-3999                        | 102         | 32          | 69          | 88.7        | 86.5        | 89.6        |
| ≥4000                            | 8           | 4           | 4           | 7.0         | 10.8        | 5.2         |
| <b>% OUT OF HOSPITAL BIRTHS</b>  | <b>1</b>    | <b>0</b>    | <b>1</b>    | <b>0.9</b>  | <b>0.0</b>  | <b>1.3</b>  |
| <b>SPONTANEOUS ABORTION RATE</b> | <b>2</b>    | <b>0</b>    | <b>2</b>    | <b>1.4</b>  | <b>0.0</b>  | <b>1.9</b>  |
| Age of Mother                    |             |             |             |             |             |             |
| 10-14                            | 0           | 0           | 0           | 0.0         | 0.0         | 0.0         |
| 15-17                            | 0           | 0           | 0           | 0.0         | 0.0         | 0.0         |
| 18-19                            | 1           | 0           | 1           | 7.9         | 0.0         | 10.2        |
| 20-24                            | 0           | 0           | 0           | 0.0         | 0.0         | 0.0         |
| 25-29                            | 1           | 0           | 1           | 3.4         | 0.0         | 5.1         |
| 30-34                            | 0           | 0           | 0           | 0.0         | 0.0         | 0.0         |
| 35-39                            | 0           | 0           | 0           | 0.0         | 0.0         | 0.0         |
| 40-44                            | 0           | 0           | 0           | 0.0         | 0.0         | 0.0         |
| >44                              | 0           | 0           | 0           | 0.0         | 0.0         | 0.0         |
| <b>INDUCED TERMINATION RATE</b>  | <b>12</b>   | <b>3</b>    | <b>9</b>    | <b>8.1</b>  | <b>6.9</b>  | <b>8.6</b>  |
| Age of Recipient                 |             |             |             |             |             |             |
| 10-14                            | 0           | 0           | 0           | 0.0         | 0.0         | 0.0         |
| 15-17                            | 1           | 0           | 1           | 4.7         | 0.0         | 6.1         |
| 18-19                            | 2           | 1           | 1           | 15.7        | 34.5        | 10.2        |
| 20-24                            | 3           | 0           | 3           | 10.8        | 0.0         | 13.5        |
| 25-29                            | 3           | 2           | 1           | 10.2        | 20.8        | 5.1         |
| 30-34                            | 1           | 0           | 1           | 4.7         | 0.0         | 7.2         |
| 35-39                            | 1           | 0           | 1           | 6.0         | 0.0         | 8.8         |
| 40-44                            | 1           | 0           | 1           | 5.4         | 0.0         | 8.9         |
| >44                              | 0           | 0           | 0           | 0.0         | 0.0         | 0.0         |
| <b>MARRIAGES</b>                 | <b>42</b>   | <b>18</b>   | <b>24</b>   | <b>6.2</b>  | <b>7.5</b>  | <b>5.5</b>  |
| <b>DIVORCES</b>                  | <b>21</b>   | <b>12</b>   | <b>5</b>    | <b>3.1</b>  | <b>5.0</b>  | <b>1.1</b>  |

## SELECTED VITAL STATISTICS BY RACE, BY COUNTY, 1989

| ITEM                             | TALIAFERRO  |            |             |             |             |             |
|----------------------------------|-------------|------------|-------------|-------------|-------------|-------------|
|                                  | NUMBER      |            |             | RATE        |             |             |
|                                  | Total       | White      | Black       | Total       | White       | Black       |
| <b>POPULATION</b>                | <b>2022</b> | <b>706</b> | <b>1316</b> | <b>0.0</b>  | <b>0.0</b>  | <b>0.0</b>  |
| <b>LIVE BIRTHS</b>               | <b>23</b>   | <b>7</b>   | <b>16</b>   | <b>11.4</b> | <b>9.9</b>  | <b>12.2</b> |
| 10-14                            | 1           | 0          | 1           | 12.7        | 0.0         | 16.9        |
| 15-17                            | 2           | 0          | 2           | 33.3        | 0.0         | 39.2        |
| 18-19                            | 4           | 1          | 3           | 173.9       | 500.0       | 142.9       |
| Age of Mother                    |             |            |             |             |             |             |
| 20-24                            | 5           | 2          | 3           | 70.4        | 142.9       | 52.6        |
| 25-29                            | 6           | 2          | 4           | 89.6        | 111.1       | 81.6        |
| 30-34                            | 3           | 1          | 2           | 49.2        | 55.6        | 46.5        |
| 35-39                            | 2           | 1          | 1           | 51.3        | 76.9        | 38.5        |
| 40-44                            | 0           | 0          | 0           | 0.0         | 0.0         | 0.0         |
| >44                              | 0           | 0          | 0           | 0.0         | 0.0         | 0.0         |
| <b>UNWED MOTHER BIRTH RATE</b>   | <b>10</b>   | <b>1</b>   | <b>9</b>    | <b>27.0</b> | <b>10.6</b> | <b>32.5</b> |
| 10-14                            | 1           | 0          | 1           | 12.7        | 0.0         | 16.9        |
| 15-17                            | 2           | 0          | 2           | 33.3        | 0.0         | 39.2        |
| 18-19                            | 4           | 1          | 3           | 173.9       | 500.0       | 142.9       |
| Age of Mother                    |             |            |             |             |             |             |
| 20-24                            | 1           | 0          | 1           | 14.1        | 0.0         | 17.5        |
| 25-29                            | 2           | 0          | 2           | 29.9        | 0.0         | 40.8        |
| 30-34                            | 0           | 0          | 0           | 0.0         | 0.0         | 0.0         |
| 35-39                            | 0           | 0          | 0           | 0.0         | 0.0         | 0.0         |
| 40-44                            | 0           | 0          | 0           | 0.0         | 0.0         | 0.0         |
| >44                              | 0           | 0          | 0           | 0.0         | 0.0         | 0.0         |
| <b>% BIRTH WEIGHT (grams)</b>    |             |            |             |             |             |             |
| <500                             | 0           | 0          | 0           | 0.0         | 0.0         | 0.0         |
| 500-1499                         | 0           | 0          | 0           | 0.0         | 0.0         | 0.0         |
| 1500-2499                        | 1           | 0          | 1           | 4.3         | 0.0         | 6.2         |
| 2500-3999                        | 19          | 6          | 13          | 82.6        | 85.7        | 81.2        |
| ≥4000                            | 3           | 1          | 2           | 13.0        | 14.3        | 12.5        |
| <b>% OUT OF HOSPITAL BIRTHS</b>  | <b>1</b>    | <b>0</b>   | <b>1</b>    | <b>4.3</b>  | <b>0.0</b>  | <b>6.2</b>  |
| <b>SPONTANEOUS ABORTION RATE</b> | <b>0</b>    | <b>0</b>   | <b>0</b>    | <b>0.0</b>  | <b>0.0</b>  | <b>0.0</b>  |
| 10-14                            | 0           | 0          | 0           | 0.0         | 0.0         | 0.0         |
| 15-17                            | 0           | 0          | 0           | 0.0         | 0.0         | 0.0         |
| 18-19                            | 0           | 0          | 0           | 0.0         | 0.0         | 0.0         |
| Age of Mother                    |             |            |             |             |             |             |
| 20-24                            | 0           | 0          | 0           | 0.0         | 0.0         | 0.0         |
| 25-29                            | 0           | 0          | 0           | 0.0         | 0.0         | 0.0         |
| 30-34                            | 0           | 0          | 0           | 0.0         | 0.0         | 0.0         |
| 35-39                            | 0           | 0          | 0           | 0.0         | 0.0         | 0.0         |
| 40-44                            | 0           | 0          | 0           | 0.0         | 0.0         | 0.0         |
| >44                              | 0           | 0          | 0           | 0.0         | 0.0         | 0.0         |
| <b>INDUCED TERMINATION RATE</b>  | <b>2</b>    | <b>0</b>   | <b>2</b>    | <b>5.4</b>  | <b>0.0</b>  | <b>7.2</b>  |
| 10-14                            | 0           | 0          | 0           | 0.0         | 0.0         | 0.0         |
| 15-17                            | 1           | 0          | 1           | 16.7        | 0.0         | 19.6        |
| 18-19                            | 0           | 0          | 0           | 0.0         | 0.0         | 0.0         |
| Age of Recipient                 |             |            |             |             |             |             |
| 20-24                            | 0           | 0          | 0           | 0.0         | 0.0         | 0.0         |
| 25-29                            | 0           | 0          | 0           | 0.0         | 0.0         | 0.0         |
| 30-34                            | 1           | 0          | 1           | 16.4        | 0.0         | 23.3        |
| 35-39                            | 0           | 0          | 0           | 0.0         | 0.0         | 0.0         |
| 40-44                            | 0           | 0          | 0           | 0.0         | 0.0         | 0.0         |
| >44                              | 0           | 0          | 0           | 0.0         | 0.0         | 0.0         |
| <b>MARRIAGES</b>                 | <b>8</b>    | <b>4</b>   | <b>4</b>    | <b>4.0</b>  | <b>5.7</b>  | <b>3.0</b>  |
| <b>DIVORCES</b>                  | <b>9</b>    | <b>7</b>   | <b>2</b>    | <b>4.5</b>  | <b>9.9</b>  | <b>1.5</b>  |

## SELECTED VITAL STATISTICS BY RACE, BY COUNTY, 1989

| ITEM                             | TATTNALL     |              |             |             |             |             |
|----------------------------------|--------------|--------------|-------------|-------------|-------------|-------------|
|                                  | NUMBER       |              |             | RATE        |             |             |
|                                  | Total        | White        | Black       | Total       | White       | Black       |
| <b>POPULATION</b>                | <b>17997</b> | <b>12733</b> | <b>5264</b> | <b>0.0</b>  | <b>0.0</b>  | <b>0.0</b>  |
| <b>LIVE BIRTHS</b>               | <b>278</b>   | <b>166</b>   | <b>111</b>  | <b>15.4</b> | <b>13.0</b> | <b>21.1</b> |
| 10-14                            | 1            | 0            | 1           | 1.6         | 0.0         | 4.6         |
| 15-17                            | 18           | 7            | 11          | 37.7        | 22.2        | 67.5        |
| 18-19                            | 42           | 23           | 19          | 148.9       | 125.0       | 193.9       |
| Age of Mother                    |              |              |             |             |             |             |
| 20-24                            | 118          | 66           | 52          | 198.7       | 153.8       | 315.2       |
| 25-29                            | 63           | 45           | 17          | 105.2       | 103.0       | 104.9       |
| 30-34                            | 26           | 19           | 7           | 52.8        | 51.8        | 56.0        |
| 35-39                            | 7            | 4            | 3           | 15.8        | 11.2        | 34.9        |
| 40-44                            | 2            | 2            | 0           | 4.5         | 5.8         | 0.0         |
| >44                              | 1            | 0            | 1           | 2.8         | 0.0         | 12.8        |
| <b>UNWED MOTHER BIRTH RATE</b>   | <b>108</b>   | <b>32</b>    | <b>76</b>   | <b>32.5</b> | <b>13.1</b> | <b>85.0</b> |
| 10-14                            | 1            | 0            | 1           | 1.6         | 0.0         | 4.6         |
| 15-17                            | 16           | 5            | 11          | 33.5        | 15.9        | 67.5        |
| 18-19                            | 30           | 12           | 18          | 106.4       | 65.2        | 183.7       |
| Age of Mother                    |              |              |             |             |             |             |
| 20-24                            | 47           | 10           | 37          | 79.1        | 23.3        | 224.2       |
| 25-29                            | 9            | 3            | 6           | 15.0        | 6.9         | 37.0        |
| 30-34                            | 4            | 2            | 2           | 8.1         | 5.4         | 16.0        |
| 35-39                            | 0            | 0            | 0           | 0.0         | 0.0         | 0.0         |
| 40-44                            | 0            | 0            | 0           | 0.0         | 0.0         | 0.0         |
| >44                              | 1            | 0            | 1           | 2.8         | 0.0         | 12.8        |
| <b>% BIRTH WEIGHT (grams)</b>    |              |              |             |             |             |             |
| <500                             | 0            | 0            | 0           | 0.0         | 0.0         | 0.0         |
| 500-1499                         | 2            | 1            | 1           | 0.7         | 0.6         | 0.9         |
| 1500-2499                        | 20           | 10           | 10          | 7.2         | 6.0         | 9.0         |
| 2500-3999                        | 229          | 133          | 95          | 82.4        | 80.1        | 85.6        |
| ≥4000                            | 27           | 22           | 5           | 9.7         | 13.3        | 4.5         |
| <b>% OUT OF HOSPITAL BIRTHS</b>  | <b>1</b>     | <b>1</b>     | <b>0</b>    | <b>0.4</b>  | <b>0.6</b>  | <b>0.0</b>  |
| <b>SPONTANEOUS ABORTION RATE</b> | <b>23</b>    | <b>12</b>    | <b>11</b>   | <b>6.9</b>  | <b>4.9</b>  | <b>12.3</b> |
| 10-14                            | 0            | 0            | 0           | 0.0         | 0.0         | 0.0         |
| 15-17                            | 1            | 1            | 0           | 2.1         | 3.2         | 0.0         |
| 18-19                            | 1            | 1            | 0           | 3.5         | 5.4         | 0.0         |
| Age of Mother                    |              |              |             |             |             |             |
| 20-24                            | 8            | 5            | 3           | 13.5        | 11.7        | 18.2        |
| 25-29                            | 6            | 3            | 3           | 10.0        | 6.9         | 18.5        |
| 30-34                            | 6            | 2            | 4           | 12.2        | 5.4         | 32.0        |
| 35-39                            | 1            | 0            | 1           | 2.3         | 0.0         | 11.6        |
| 40-44                            | 0            | 0            | 0           | 0.0         | 0.0         | 0.0         |
| >44                              | 0            | 0            | 0           | 0.0         | 0.0         | 0.0         |
| <b>INDUCED TERMINATION RATE</b>  | <b>22</b>    | <b>16</b>    | <b>5</b>    | <b>6.6</b>  | <b>6.6</b>  | <b>5.6</b>  |
| 10-14                            | 0            | 0            | 0           | 0.0         | 0.0         | 0.0         |
| 15-17                            | 1            | 1            | 0           | 2.1         | 3.2         | 0.0         |
| 18-19                            | 5            | 4            | 1           | 17.7        | 21.7        | 10.2        |
| Age of Recipient                 |              |              |             |             |             |             |
| 20-24                            | 9            | 6            | 3           | 15.2        | 14.0        | 18.2        |
| 25-29                            | 3            | 3            | 0           | 5.0         | 6.9         | 0.0         |
| 30-34                            | 3            | 2            | 1           | 6.1         | 5.4         | 8.0         |
| 35-39                            | 1            | 0            | 0           | 2.3         | 0.0         | 0.0         |
| 40-44                            | 0            | 0            | 0           | 0.0         | 0.0         | 0.0         |
| >44                              | 0            | 0            | 0           | 0.0         | 0.0         | 0.0         |
| <b>MARRIAGES</b>                 | <b>122</b>   | <b>87</b>    | <b>33</b>   | <b>6.8</b>  | <b>6.8</b>  | <b>6.3</b>  |
| <b>DIVORCES</b>                  | <b>87</b>    | <b>66</b>    | <b>16</b>   | <b>4.8</b>  | <b>5.2</b>  | <b>3.0</b>  |

## SELECTED VITAL STATISTICS BY RACE, BY COUNTY, 1989

| ITEM                             | TAYLOR      |             |             |             |             |             |
|----------------------------------|-------------|-------------|-------------|-------------|-------------|-------------|
|                                  | NUMBER      |             |             | RATE        |             |             |
|                                  | Total       | White       | Black       | Total       | White       | Black       |
| <b>POPULATION</b>                | <b>8195</b> | <b>4886</b> | <b>3309</b> | <b>0.0</b>  | <b>0.0</b>  | <b>0.0</b>  |
| <b>LIVE BIRTHS</b>               | <b>137</b>  | <b>60</b>   | <b>77</b>   | <b>16.7</b> | <b>12.3</b> | <b>23.3</b> |
| 10-14                            | 1           | 0           | 1           | 2.8         | 0.0         | 5.8         |
| 15-17                            | 17          | 6           | 11          | 69.4        | 50.8        | 86.6        |
| 18-19                            | 27          | 8           | 19          | 159.8       | 121.2       | 184.5       |
| Age of Mother                    |             |             |             |             |             |             |
| 20-24                            | 35          | 18          | 17          | 101.4       | 105.3       | 97.7        |
| 25-29                            | 35          | 16          | 19          | 135.1       | 114.3       | 159.7       |
| 30-34                            | 16          | 10          | 6           | 58.2        | 56.5        | 61.2        |
| 35-39                            | 5           | 2           | 3           | 19.0        | 12.0        | 30.9        |
| 40-44                            | 1           | 0           | 1           | 4.3         | 0.0         | 12.2        |
| >44                              | 0           | 0           | 0           | 0.0         | 0.0         | 0.0         |
| <b>UNWED MOTHER BIRTH RATE</b>   | <b>62</b>   | <b>10</b>   | <b>52</b>   | <b>34.6</b> | <b>10.1</b> | <b>65.0</b> |
| 10-14                            | 1           | 0           | 1           | 2.8         | 0.0         | 5.8         |
| 15-17                            | 12          | 3           | 9           | 49.0        | 25.4        | 70.9        |
| 18-19                            | 19          | 1           | 18          | 112.4       | 15.2        | 174.8       |
| Age of Mother                    |             |             |             |             |             |             |
| 20-24                            | 16          | 3           | 13          | 46.4        | 17.5        | 74.7        |
| 25-29                            | 11          | 2           | 9           | 42.5        | 14.3        | 75.6        |
| 30-34                            | 1           | 1           | 0           | 3.6         | 5.6         | 0.0         |
| 35-39                            | 1           | 0           | 1           | 3.8         | 0.0         | 10.3        |
| 40-44                            | 1           | 0           | 1           | 4.3         | 0.0         | 12.2        |
| >44                              | 0           | 0           | 0           | 0.0         | 0.0         | 0.0         |
| <b>% BIRTH WEIGHT (grams)</b>    |             |             |             |             |             |             |
| <500                             | 0           | 0           | 0           | 0.0         | 0.0         | 0.0         |
| 500-1499                         | 4           | 0           | 4           | 2.9         | 0.0         | 5.2         |
| 1500-2499                        | 6           | 3           | 3           | 4.4         | 5.0         | 3.9         |
| 2500-3999                        | 117         | 51          | 66          | 85.4        | 85.0        | 85.7        |
| ≥4000                            | 10          | 6           | 4           | 7.3         | 10.0        | 5.2         |
| <b>% OUT OF HOSPITAL BIRTHS</b>  | <b>3</b>    | <b>1</b>    | <b>2</b>    | <b>2.2</b>  | <b>1.7</b>  | <b>2.6</b>  |
| <b>SPONTANEOUS ABORTION RATE</b> | <b>13</b>   | <b>2</b>    | <b>11</b>   | <b>7.3</b>  | <b>2.0</b>  | <b>13.7</b> |
| 10-14                            | 0           | 0           | 0           | 0.0         | 0.0         | 0.0         |
| 15-17                            | 1           | 0           | 1           | 4.1         | 0.0         | 7.9         |
| 18-19                            | 3           | 0           | 3           | 17.8        | 0.0         | 29.1        |
| Age of Mother                    |             |             |             |             |             |             |
| 20-24                            | 3           | 1           | 2           | 8.7         | 5.8         | 11.5        |
| 25-29                            | 2           | 1           | 1           | 7.7         | 7.1         | 8.4         |
| 30-34                            | 2           | 0           | 2           | 7.3         | 0.0         | 20.4        |
| 35-39                            | 0           | 0           | 0           | 0.0         | 0.0         | 0.0         |
| 40-44                            | 2           | 0           | 2           | 8.5         | 0.0         | 24.4        |
| >44                              | 0           | 0           | 0           | 0.0         | 0.0         | 0.0         |
| <b>INDUCED TERMINATION RATE</b>  | <b>15</b>   | <b>6</b>    | <b>9</b>    | <b>8.4</b>  | <b>6.1</b>  | <b>11.2</b> |
| 10-14                            | 0           | 0           | 0           | 0.0         | 0.0         | 0.0         |
| 15-17                            | 0           | 0           | 0           | 0.0         | 0.0         | 0.0         |
| 18-19                            | 2           | 1           | 1           | 11.8        | 15.2        | 9.7         |
| Age of Recipient                 |             |             |             |             |             |             |
| 20-24                            | 6           | 3           | 3           | 17.4        | 17.5        | 17.2        |
| 25-29                            | 7           | 2           | 5           | 27.0        | 14.3        | 42.0        |
| 30-34                            | 0           | 0           | 0           | 0.0         | 0.0         | 0.0         |
| 35-39                            | 0           | 0           | 0           | 0.0         | 0.0         | 0.0         |
| 40-44                            | 0           | 0           | 0           | 0.0         | 0.0         | 0.0         |
| >44                              | 0           | 0           | 0           | 0.0         | 0.0         | 0.0         |
| <b>MARRIAGES</b>                 | <b>63</b>   | <b>51</b>   | <b>12</b>   | <b>7.7</b>  | <b>10.4</b> | <b>3.6</b>  |
| <b>DIVORCES</b>                  | <b>29</b>   | <b>19</b>   | <b>8</b>    | <b>3.5</b>  | <b>3.9</b>  | <b>2.4</b>  |

## SELECTED VITAL STATISTICS BY RACE, BY COUNTY, 1989

| ITEM                             | THOMAS       |              |              |             |             |             |
|----------------------------------|--------------|--------------|--------------|-------------|-------------|-------------|
|                                  | NUMBER       |              |              | RATE        |             |             |
|                                  | Total        | White        | Black        | Total       | White       | Black       |
| <b>POPULATION</b>                | <b>43750</b> | <b>26792</b> | <b>16958</b> | <b>0.0</b>  | <b>0.0</b>  | <b>0.0</b>  |
| <b>LIVE BIRTHS</b>               | <b>634</b>   | <b>312</b>   | <b>322</b>   | <b>14.5</b> | <b>11.6</b> | <b>19.0</b> |
| 10-14                            | 6            | 2            | 4            | 3.1         | 2.0         | 4.3         |
| 15-17                            | 67           | 17           | 50           | 48.1        | 23.4        | 75.1        |
| 18-19                            | 85           | 38           | 47           | 104.6       | 95.2        | 113.5       |
| Age of Mother                    |              |              |              |             |             |             |
| 20-24                            | 216          | 110          | 106          | 118.0       | 100.9       | 143.0       |
| 25-29                            | 165          | 89           | 76           | 97.7        | 90.5        | 107.6       |
| 30-34                            | 71           | 42           | 29           | 47.2        | 44.0        | 52.7        |
| 35-39                            | 23           | 14           | 9            | 17.4        | 15.9        | 20.4        |
| 40-44                            | 1            | 0            | 1            | 0.9         | 0.0         | 2.5         |
| >44                              | 0            | 0            | 0            | 0.0         | 0.0         | 0.0         |
| <b>UNWED MOTHER BIRTH RATE</b>   | <b>268</b>   | <b>48</b>    | <b>220</b>   | <b>27.6</b> | <b>8.3</b>  | <b>56.1</b> |
| 10-14                            | 6            | 2            | 4            | 3.1         | 2.0         | 4.3         |
| 15-17                            | 51           | 6            | 45           | 36.6        | 8.3         | 67.6        |
| 18-19                            | 44           | 9            | 35           | 54.1        | 22.6        | 84.5        |
| Age of Mother                    |              |              |              |             |             |             |
| 20-24                            | 98           | 21           | 77           | 53.5        | 19.3        | 103.9       |
| 25-29                            | 45           | 7            | 38           | 26.6        | 7.1         | 53.8        |
| 30-34                            | 18           | 3            | 15           | 12.0        | 3.1         | 27.3        |
| 35-39                            | 5            | 0            | 5            | 3.8         | 0.0         | 11.3        |
| 40-44                            | 1            | 0            | 1            | 0.9         | 0.0         | 2.5         |
| >44                              | 0            | 0            | 0            | 0.0         | 0.0         | 0.0         |
| <b>% BIRTH WEIGHT (grams)</b>    |              |              |              |             |             |             |
| <500                             | 0            | 0            | 0            | 0.0         | 0.0         | 0.0         |
| 500-1499                         | 8            | 2            | 6            | 1.3         | 0.6         | 1.9         |
| 1500-2499                        | 31           | 12           | 19           | 4.9         | 3.8         | 5.9         |
| 2500-3999                        | 546          | 264          | 282          | 86.1        | 84.6        | 87.6        |
| ≥4000                            | 49           | 34           | 15           | 7.7         | 10.9        | 4.7         |
| <b>% OUT OF HOSPITAL BIRTHS</b>  | <b>1</b>     | <b>0</b>     | <b>1</b>     | <b>0.2</b>  | <b>0.0</b>  | <b>0.3</b>  |
| <b>SPONTANEOUS ABORTION RATE</b> | <b>30</b>    | <b>13</b>    | <b>17</b>    | <b>3.1</b>  | <b>2.2</b>  | <b>4.3</b>  |
| 10-14                            | 0            | 0            | 0            | 0.0         | 0.0         | 0.0         |
| 15-17                            | 4            | 1            | 3            | 2.9         | 1.4         | 4.5         |
| 18-19                            | 3            | 1            | 2            | 3.7         | 2.5         | 4.8         |
| Age of Mother                    |              |              |              |             |             |             |
| 20-24                            | 11           | 5            | 6            | 6.0         | 4.6         | 8.1         |
| 25-29                            | 7            | 3            | 4            | 4.1         | 3.1         | 5.7         |
| 30-34                            | 1            | 1            | 0            | 0.7         | 1.0         | 0.0         |
| 35-39                            | 4            | 2            | 2            | 3.0         | 2.3         | 4.5         |
| 40-44                            | 0            | 0            | 0            | 0.0         | 0.0         | 0.0         |
| >44                              | 0            | 0            | 0            | 0.0         | 0.0         | 0.0         |
| <b>INDUCED TERMINATION RATE</b>  | <b>14</b>    | <b>6</b>     | <b>8</b>     | <b>1.4</b>  | <b>1.0</b>  | <b>2.0</b>  |
| 10-14                            | 1            | 1            | 0            | 0.5         | 1.0         | 0.0         |
| 15-17                            | 2            | 1            | 1            | 1.4         | 1.4         | 1.5         |
| 18-19                            | 2            | 2            | 0            | 2.5         | 5.0         | 0.0         |
| Age of Recipient                 |              |              |              |             |             |             |
| 20-24                            | 5            | 1            | 4            | 2.7         | 0.9         | 5.4         |
| 25-29                            | 2            | 0            | 2            | 1.2         | 0.0         | 2.8         |
| 30-34                            | 1            | 0            | 1            | 0.7         | 0.0         | 1.8         |
| 35-39                            | 1            | 1            | 0            | 0.8         | 1.1         | 0.0         |
| 40-44                            | 0            | 0            | 0            | 0.0         | 0.0         | 0.0         |
| >44                              | 0            | 0            | 0            | 0.0         | 0.0         | 0.0         |
| <b>MARRIAGES</b>                 | <b>374</b>   | <b>261</b>   | <b>112</b>   | <b>8.5</b>  | <b>9.7</b>  | <b>6.6</b>  |
| <b>DIVORCES</b>                  | <b>254</b>   | <b>145</b>   | <b>61</b>    | <b>5.8</b>  | <b>5.4</b>  | <b>3.6</b>  |



## SELECTED VITAL STATISTICS BY RACE, BY COUNTY, 1989

| ITEM                             | TIFT         |              |             |             |             |             |
|----------------------------------|--------------|--------------|-------------|-------------|-------------|-------------|
|                                  | NUMBER       |              |             | RATE        |             |             |
|                                  | Total        | White        | Black       | Total       | White       | Black       |
| <b>POPULATION</b>                | <b>36486</b> | <b>26769</b> | <b>9717</b> | <b>0.0</b>  | <b>0.0</b>  | <b>0.0</b>  |
| <b>LIVE BIRTHS</b>               | <b>646</b>   | <b>396</b>   | <b>247</b>  | <b>17.7</b> | <b>14.8</b> | <b>25.4</b> |
| 10-14                            | 6            | 2            | 4           | 3.9         | 2.0         | 7.4         |
| 15-17                            | 68           | 26           | 42          | 65.7        | 38.1        | 119.3       |
| 18-19                            | 94           | 53           | 41          | 98.7        | 76.4        | 158.9       |
| Age of Mother                    |              |              |             |             |             |             |
| 20-24                            | 212          | 131          | 81          | 124.8       | 109.9       | 159.8       |
| 25-29                            | 168          | 115          | 52          | 111.8       | 104.2       | 130.3       |
| 30-34                            | 73           | 52           | 19          | 55.1        | 52.3        | 57.4        |
| 35-39                            | 22           | 15           | 7           | 20.3        | 17.6        | 30.3        |
| 40-44                            | 2            | 1            | 1           | 2.1         | 1.4         | 4.8         |
| >44                              | 1            | 1            | 0           | 1.2         | 1.5         | 0.0         |
| <b>UNWED MOTHER BIRTH RATE</b>   | <b>249</b>   | <b>74</b>    | <b>175</b>  | <b>29.2</b> | <b>11.8</b> | <b>76.5</b> |
| 10-14                            | 4            | 0            | 4           | 2.6         | 0.0         | 7.4         |
| 15-17                            | 52           | 12           | 40          | 50.2        | 17.6        | 113.6       |
| 18-19                            | 53           | 17           | 36          | 55.7        | 24.5        | 139.5       |
| Age of Mother                    |              |              |             |             |             |             |
| 20-24                            | 86           | 26           | 60          | 50.6        | 21.8        | 118.3       |
| 25-29                            | 37           | 11           | 26          | 24.6        | 10.0        | 65.2        |
| 30-34                            | 13           | 7            | 6           | 9.8         | 7.0         | 18.1        |
| 35-39                            | 3            | 1            | 2           | 2.8         | 1.2         | 8.7         |
| 40-44                            | 1            | 0            | 1           | 1.1         | 0.0         | 4.8         |
| >44                              | 0            | 0            | 0           | 0.0         | 0.0         | 0.0         |
| <b>% BIRTH WEIGHT (grams)</b>    |              |              |             |             |             |             |
| <500                             | 0            | 0            | 0           | 0.0         | 0.0         | 0.0         |
| 500-1499                         | 8            | 1            | 7           | 1.2         | 0.3         | 2.8         |
| 1500-2499                        | 36           | 16           | 20          | 5.6         | 4.0         | 8.1         |
| 2500-3999                        | 554          | 338          | 213         | 85.8        | 85.4        | 86.2        |
| ≥4000                            | 48           | 41           | 7           | 7.4         | 10.4        | 2.8         |
| <b>% OUT OF HOSPITAL BIRTHS</b>  | <b>3</b>     | <b>0</b>     | <b>3</b>    | <b>0.5</b>  | <b>0.0</b>  | <b>1.2</b>  |
| <b>SPONTANEOUS ABORTION RATE</b> | <b>9</b>     | <b>8</b>     | <b>1</b>    | <b>1.1</b>  | <b>1.3</b>  | <b>0.4</b>  |
| 10-14                            | 0            | 0            | 0           | 0.0         | 0.0         | 0.0         |
| 15-17                            | 2            | 2            | 0           | 1.9         | 2.9         | 0.0         |
| 18-19                            | 0            | 0            | 0           | 0.0         | 0.0         | 0.0         |
| Age of Mother                    |              |              |             |             |             |             |
| 20-24                            | 2            | 2            | 0           | 1.2         | 1.7         | 0.0         |
| 25-29                            | 2            | 2            | 0           | 1.3         | 1.8         | 0.0         |
| 30-34                            | 2            | 1            | 1           | 1.5         | 1.0         | 3.0         |
| 35-39                            | 1            | 1            | 0           | 0.9         | 1.2         | 0.0         |
| 40-44                            | 0            | 0            | 0           | 0.0         | 0.0         | 0.0         |
| >44                              | 0            | 0            | 0           | 0.0         | 0.0         | 0.0         |
| <b>INDUCED TERMINATION RATE</b>  | <b>53</b>    | <b>39</b>    | <b>14</b>   | <b>6.2</b>  | <b>6.2</b>  | <b>6.1</b>  |
| 10-14                            | 0            | 0            | 0           | 0.0         | 0.0         | 0.0         |
| 15-17                            | 6            | 4            | 2           | 5.8         | 5.9         | 5.7         |
| 18-19                            | 13           | 12           | 1           | 13.7        | 17.3        | 3.9         |
| Age of Recipient                 |              |              |             |             |             |             |
| 20-24                            | 16           | 11           | 5           | 9.4         | 9.2         | 9.9         |
| 25-29                            | 12           | 9            | 3           | 8.0         | 8.2         | 7.5         |
| 30-34                            | 4            | 2            | 2           | 3.0         | 2.0         | 6.0         |
| 35-39                            | 2            | 1            | 1           | 1.8         | 1.2         | 4.3         |
| 40-44                            | 0            | 0            | 0           | 0.0         | 0.0         | 0.0         |
| >44                              | 0            | 0            | 0           | 0.0         | 0.0         | 0.0         |
| <b>MARRIAGES</b>                 | <b>408</b>   | <b>305</b>   | <b>101</b>  | <b>11.2</b> | <b>11.4</b> | <b>10.4</b> |
| <b>DIVORCES</b>                  | <b>57</b>    | <b>45</b>    | <b>8</b>    | <b>1.6</b>  | <b>1.7</b>  | <b>0.8</b>  |

## SELECTED VITAL STATISTICS BY RACE, BY COUNTY, 1989

| ITEM                             | TOOMBS       |              |             |             |             |             |
|----------------------------------|--------------|--------------|-------------|-------------|-------------|-------------|
|                                  | NUMBER       |              |             | RATE        |             |             |
|                                  | Total        | White        | Black       | Total       | White       | Black       |
| <b>POPULATION</b>                | <b>25083</b> | <b>18622</b> | <b>6461</b> | <b>0.0</b>  | <b>0.0</b>  | <b>0.0</b>  |
| <b>LIVE BIRTHS</b>               | <b>412</b>   | <b>265</b>   | <b>147</b>  | <b>16.4</b> | <b>14.2</b> | <b>22.8</b> |
| 10-14                            | 4            | 2            | 2           | 3.6         | 2.7         | 5.4         |
| 15-17                            | 45           | 19           | 26          | 57.3        | 38.2        | 90.0        |
| 18-19                            | 50           | 31           | 19          | 108.5       | 104.7       | 115.2       |
| Age of Mother                    |              |              |             |             |             |             |
| 20-24                            | 141          | 82           | 59          | 139.5       | 110.2       | 221.0       |
| 25-29                            | 98           | 71           | 27          | 103.3       | 101.7       | 107.6       |
| 30-34                            | 53           | 44           | 9           | 56.7        | 59.0        | 47.9        |
| 35-39                            | 18           | 14           | 4           | 21.8        | 22.7        | 19.3        |
| 40-44                            | 1            | 0            | 1           | 1.4         | 0.0         | 6.7         |
| >44                              | 2            | 2            | 0           | 3.4         | 4.2         | 0.0         |
| <b>UNWED MOTHER BIRTH RATE</b>   | <b>145</b>   | <b>39</b>    | <b>106</b>  | <b>25.5</b> | <b>9.4</b>  | <b>69.9</b> |
| 10-14                            | 3            | 1            | 2           | 2.7         | 1.3         | 5.4         |
| 15-17                            | 34           | 9            | 25          | 43.3        | 18.1        | 86.5        |
| 18-19                            | 27           | 10           | 17          | 58.6        | 33.8        | 103.0       |
| Age of Mother                    |              |              |             |             |             |             |
| 20-24                            | 57           | 13           | 44          | 56.4        | 17.5        | 164.8       |
| 25-29                            | 15           | 4            | 11          | 15.8        | 5.7         | 43.8        |
| 30-34                            | 7            | 2            | 5           | 7.5         | 2.7         | 26.6        |
| 35-39                            | 2            | 0            | 2           | 2.4         | 0.0         | 9.7         |
| 40-44                            | 0            | 0            | 0           | 0.0         | 0.0         | 0.0         |
| >44                              | 0            | 0            | 0           | 0.0         | 0.0         | 0.0         |
| <b>% BIRTH WEIGHT (grams)</b>    |              |              |             |             |             |             |
| <500                             | 1            | 0            | 1           | 0.2         | 0.0         | 0.7         |
| 500-1499                         | 5            | 1            | 4           | 1.2         | 0.4         | 2.7         |
| 1500-2499                        | 28           | 9            | 19          | 6.8         | 3.4         | 12.9        |
| 2500-3999                        | 344          | 228          | 116         | 83.5        | 86.0        | 78.9        |
| ≥4000                            | 34           | 27           | 7           | 8.3         | 10.2        | 4.8         |
| <b>% OUT OF HOSPITAL BIRTHS</b>  | <b>1</b>     | <b>0</b>     | <b>1</b>    | <b>0.2</b>  | <b>0.0</b>  | <b>0.7</b>  |
| <b>SPONTANEOUS ABORTION RATE</b> | <b>30</b>    | <b>17</b>    | <b>13</b>   | <b>5.3</b>  | <b>4.1</b>  | <b>8.6</b>  |
| 10-14                            | 0            | 0            | 0           | 0.0         | 0.0         | 0.0         |
| 15-17                            | 1            | 0            | 1           | 1.3         | 0.0         | 3.5         |
| 18-19                            | 4            | 1            | 3           | 8.7         | 3.4         | 18.2        |
| Age of Mother                    |              |              |             |             |             |             |
| 20-24                            | 13           | 7            | 6           | 12.9        | 9.4         | 22.5        |
| 25-29                            | 8            | 5            | 3           | 8.4         | 7.2         | 12.0        |
| 30-34                            | 2            | 2            | 0           | 2.1         | 2.7         | 0.0         |
| 35-39                            | 2            | 2            | 0           | 2.4         | 3.2         | 0.0         |
| 40-44                            | 0            | 0            | 0           | 0.0         | 0.0         | 0.0         |
| >44                              | 0            | 0            | 0           | 0.0         | 0.0         | 0.0         |
| <b>INDUCED TERMINATION RATE</b>  | <b>66</b>    | <b>43</b>    | <b>21</b>   | <b>11.6</b> | <b>10.3</b> | <b>13.8</b> |
| 10-14                            | 1            | 1            | 0           | 0.9         | 1.3         | 0.0         |
| 15-17                            | 12           | 6            | 6           | 15.3        | 12.1        | 20.8        |
| 18-19                            | 12           | 10           | 1           | 26.0        | 33.8        | 6.1         |
| Age of Recipient                 |              |              |             |             |             |             |
| 20-24                            | 13           | 8            | 5           | 12.9        | 10.8        | 18.7        |
| 25-29                            | 14           | 9            | 5           | 14.8        | 12.9        | 19.9        |
| 30-34                            | 8            | 6            | 2           | 8.6         | 8.0         | 10.6        |
| 35-39                            | 5            | 3            | 1           | 6.1         | 4.9         | 4.8         |
| 40-44                            | 1            | 0            | 1           | 1.4         | 0.0         | 6.7         |
| >44                              | 0            | 0            | 0           | 0.0         | 0.0         | 0.0         |
| <b>MARRIAGES</b>                 | <b>286</b>   | <b>229</b>   | <b>54</b>   | <b>11.4</b> | <b>12.3</b> | <b>8.4</b>  |
| <b>DIVORCES</b>                  | <b>215</b>   | <b>175</b>   | <b>29</b>   | <b>8.6</b>  | <b>9.4</b>  | <b>4.5</b>  |

## SELECTED VITAL STATISTICS BY RACE, BY COUNTY, 1989

| ITEM                      | TOWNS  |       |       |       |       |       |
|---------------------------|--------|-------|-------|-------|-------|-------|
|                           | NUMBER |       |       | RATE  |       |       |
|                           | Total  | White | Black | Total | White | Black |
| POPULATION                | 6055   | 6041  | 14    | 0.0   | 0.0   | 0.0   |
| LIVE BIRTHS               | 62     | 62    | 0     | 10.2  | 10.3  | 0.0   |
| 10-14                     | 0      | 0     | 0     | 0.0   | 0.0   | 0.0   |
| 15-17                     | 2      | 2     | 0     | 17.2  | 17.2  | 0.0   |
| 18-19                     | 7      | 7     | 0     | 27.8  | 28.1  | 0.0   |
| Age of Mother             | 23     | 23    | 0     | 113.3 | 113.3 | 0.0   |
| 20-24                     | 14     | 14    | 0     | 87.5  | 87.5  | 0.0   |
| 25-29                     | 14     | 14    | 0     | 86.4  | 87.0  | 0.0   |
| 30-34                     | 1      | 1     | 0     | 6.7   | 6.7   | 0.0   |
| 35-39                     | 1      | 1     | 0     | 8.3   | 8.3   | 0.0   |
| 40-44                     | 0      | 0     | 0     | 0.0   | 0.0   | 0.0   |
| >44                       |        |       |       |       |       |       |
| UNWED MOTHER BIRTH RATE   | 10     | 10    | 0     | 8.6   | 8.6   | 0.0   |
| 10-14                     | 0      | 0     | 0     | 0.0   | 0.0   | 0.0   |
| 15-17                     | 1      | 1     | 0     | 8.6   | 8.6   | 0.0   |
| 18-19                     | 1      | 1     | 0     | 4.0   | 4.0   | 0.0   |
| Age of Mother             | 3      | 3     | 0     | 14.8  | 14.8  | 0.0   |
| 20-24                     | 2      | 2     | 0     | 12.5  | 12.5  | 0.0   |
| 25-29                     | 3      | 3     | 0     | 18.5  | 18.6  | 0.0   |
| 30-34                     | 0      | 0     | 0     | 0.0   | 0.0   | 0.0   |
| 35-39                     | 0      | 0     | 0     | 0.0   | 0.0   | 0.0   |
| 40-44                     | 0      | 0     | 0     | 0.0   | 0.0   | 0.0   |
| >44                       | 0      | 0     | 0     | 0.0   | 0.0   | 0.0   |
| % BIRTH WEIGHT (grams)    |        |       |       |       |       |       |
| <500                      | 0      | 0     | 0     | 0.0   | 0.0   | 0.0   |
| 500-1499                  | 0      | 0     | 0     | 0.0   | 0.0   | 0.0   |
| 1500-2499                 | 5      | 5     | 0     | 8.1   | 8.1   | 0.0   |
| 2500-3999                 | 55     | 55    | 0     | 88.7  | 88.7  | 0.0   |
| ≥4000                     | 2      | 2     | 0     | 3.2   | 3.2   | 0.0   |
| % OUT OF HOSPITAL BIRTHS  | 0      | 0     | 0     | 0.0   | 0.0   | 0.0   |
| SPONTANEOUS ABORTION RATE | 4      | 4     | 0     | 3.4   | 3.4   | 0.0   |
| 10-14                     | 0      | 0     | 0     | 0.0   | 0.0   | 0.0   |
| 15-17                     | 1      | 1     | 0     | 8.6   | 8.6   | 0.0   |
| 18-19                     | 0      | 0     | 0     | 0.0   | 0.0   | 0.0   |
| Age of Mother             | 1      | 1     | 0     | 4.9   | 4.9   | 0.0   |
| 20-24                     | 2      | 2     | 0     | 12.5  | 12.5  | 0.0   |
| 25-29                     | 0      | 0     | 0     | 0.0   | 0.0   | 0.0   |
| 30-34                     | 0      | 0     | 0     | 0.0   | 0.0   | 0.0   |
| 35-39                     | 0      | 0     | 0     | 0.0   | 0.0   | 0.0   |
| 40-44                     | 0      | 0     | 0     | 0.0   | 0.0   | 0.0   |
| >44                       | 0      | 0     | 0     | 0.0   | 0.0   | 0.0   |
| INDUCED TERMINATION RATE  | 7      | 7     | 0     | 6.0   | 6.0   | 0.0   |
| 10-14                     | 0      | 0     | 0     | 0.0   | 0.0   | 0.0   |
| 15-17                     | 0      | 0     | 0     | 0.0   | 0.0   | 0.0   |
| 18-19                     | 2      | 2     | 0     | 7.9   | 8.0   | 0.0   |
| Age of Recipient          | 0      | 0     | 0     | 0.0   | 0.0   | 0.0   |
| 20-24                     | 1      | 1     | 0     | 6.2   | 6.2   | 0.0   |
| 25-29                     | 1      | 1     | 0     | 6.2   | 6.2   | 0.0   |
| 30-34                     | 3      | 3     | 0     | 20.0  | 20.0  | 0.0   |
| 35-39                     | 0      | 0     | 0     | 0.0   | 0.0   | 0.0   |
| 40-44                     | 0      | 0     | 0     | 0.0   | 0.0   | 0.0   |
| >44                       | 0      | 0     | 0     | 0.0   | 0.0   | 0.0   |
| MARRIAGES                 | 44     | 43    | 1     | 7.3   | 7.1   | 71.4  |
| DIVORCES                  | 40     | 39    | 0     | 6.6   | 6.5   | 0.0   |

## SELECTED VITAL STATISTICS BY RACE, BY COUNTY, 1989

| ITEM                             | TREUTLEN    |             |             |             |             |             |
|----------------------------------|-------------|-------------|-------------|-------------|-------------|-------------|
|                                  | NUMBER      |             |             | RATE        |             |             |
|                                  | Total       | White       | Black       | Total       | White       | Black       |
| <b>POPULATION</b>                | <b>6586</b> | <b>4374</b> | <b>2212</b> | <b>0.0</b>  | <b>0.0</b>  | <b>0.0</b>  |
| <b>LIVE BIRTHS</b>               | <b>97</b>   | <b>51</b>   | <b>46</b>   | <b>14.7</b> | <b>11.7</b> | <b>20.8</b> |
| 10-14                            | 1           | 1           | 0           | 3.4         | 6.8         | 0.0         |
| 15-17                            | 12          | 5           | 7           | 62.5        | 48.1        | 79.5        |
| 18-19                            | 17          | 8           | 9           | 178.9       | 160.0       | 200.0       |
| Age of Mother                    |             |             |             |             |             |             |
| 20-24                            | 34          | 20          | 14          | 132.8       | 122.0       | 152.2       |
| 25-29                            | 18          | 9           | 9           | 70.0        | 52.3        | 105.9       |
| 30-34                            | 13          | 7           | 6           | 58.8        | 49.6        | 75.0        |
| 35-39                            | 2           | 1           | 1           | 10.6        | 7.1         | 21.3        |
| 40-44                            | 0           | 0           | 0           | 0.0         | 0.0         | 0.0         |
| >44                              | 0           | 0           | 0           | 0.0         | 0.0         | 0.0         |
| <b>UNWED MOTHER BIRTH RATE</b>   | <b>45</b>   | <b>10</b>   | <b>35</b>   | <b>33.1</b> | <b>11.3</b> | <b>73.1</b> |
| 10-14                            | 0           | 0           | 0           | 0.0         | 0.0         | 0.0         |
| 15-17                            | 7           | 0           | 7           | 36.5        | 0.0         | 79.5        |
| 18-19                            | 12          | 3           | 9           | 126.3       | 60.0        | 200.0       |
| Age of Mother                    |             |             |             |             |             |             |
| 20-24                            | 15          | 5           | 10          | 58.6        | 30.5        | 108.7       |
| 25-29                            | 4           | 0           | 4           | 15.6        | 0.0         | 47.1        |
| 30-34                            | 7           | 2           | 5           | 31.7        | 14.2        | 62.5        |
| 35-39                            | 0           | 0           | 0           | 0.0         | 0.0         | 0.0         |
| 40-44                            | 0           | 0           | 0           | 0.0         | 0.0         | 0.0         |
| >44                              | 0           | 0           | 0           | 0.0         | 0.0         | 0.0         |
| <b>% BIRTH WEIGHT (grams)</b>    |             |             |             |             |             |             |
| <500                             | 0           | 0           | 0           | 0.0         | 0.0         | 0.0         |
| 500-1499                         | 1           | 0           | 1           | 1.0         | 0.0         | 2.2         |
| 1500-2499                        | 8           | 3           | 5           | 8.2         | 5.9         | 10.9        |
| 2500-3999                        | 81          | 42          | 39          | 83.5        | 82.4        | 84.8        |
| ≥4000                            | 7           | 6           | 1           | 7.2         | 11.8        | 2.2         |
| <b>% OUT OF HOSPITAL BIRTHS</b>  | <b>1</b>    | <b>1</b>    | <b>0</b>    | <b>1.0</b>  | <b>2.0</b>  | <b>0.0</b>  |
| <b>SPONTANEOUS ABORTION RATE</b> | <b>2</b>    | <b>2</b>    | <b>0</b>    | <b>1.5</b>  | <b>2.3</b>  | <b>0.0</b>  |
| 10-14                            | 0           | 0           | 0           | 0.0         | 0.0         | 0.0         |
| 15-17                            | 0           | 0           | 0           | 0.0         | 0.0         | 0.0         |
| 18-19                            | 1           | 1           | 0           | 10.5        | 20.0        | 0.0         |
| Age of Mother                    |             |             |             |             |             |             |
| 20-24                            | 0           | 0           | 0           | 0.0         | 0.0         | 0.0         |
| 25-29                            | 0           | 0           | 0           | 0.0         | 0.0         | 0.0         |
| 30-34                            | 1           | 1           | 0           | 4.5         | 7.1         | 0.0         |
| 35-39                            | 0           | 0           | 0           | 0.0         | 0.0         | 0.0         |
| 40-44                            | 0           | 0           | 0           | 0.0         | 0.0         | 0.0         |
| >44                              | 0           | 0           | 0           | 0.0         | 0.0         | 0.0         |
| <b>INDUCED TERMINATION RATE</b>  | <b>10</b>   | <b>4</b>    | <b>6</b>    | <b>7.3</b>  | <b>4.5</b>  | <b>12.5</b> |
| 10-14                            | 0           | 0           | 0           | 0.0         | 0.0         | 0.0         |
| 15-17                            | 2           | 1           | 1           | 10.4        | 9.6         | 11.4        |
| 18-19                            | 0           | 0           | 0           | 0.0         | 0.0         | 0.0         |
| Age of Recipient                 |             |             |             |             |             |             |
| 20-24                            | 3           | 0           | 3           | 11.7        | 0.0         | 32.6        |
| 25-29                            | 3           | 1           | 2           | 11.7        | 5.8         | 23.5        |
| 30-34                            | 2           | 2           | 0           | 9.0         | 14.2        | 0.0         |
| 35-39                            | 0           | 0           | 0           | 0.0         | 0.0         | 0.0         |
| 40-44                            | 0           | 0           | 0           | 0.0         | 0.0         | 0.0         |
| >44                              | 0           | 0           | 0           | 0.0         | 0.0         | 0.0         |
| <b>MARRIAGES</b>                 | <b>72</b>   | <b>48</b>   | <b>24</b>   | <b>10.9</b> | <b>11.0</b> | <b>10.8</b> |
| <b>DIVORCES</b>                  | <b>28</b>   | <b>20</b>   | <b>8</b>    | <b>4.3</b>  | <b>4.6</b>  | <b>3.6</b>  |

## SELECTED VITAL STATISTICS BY RACE, BY COUNTY, 1989

| ITEM                             | TROUP        |              |              |             |             |             |
|----------------------------------|--------------|--------------|--------------|-------------|-------------|-------------|
|                                  | NUMBER       |              |              | RATE        |             |             |
|                                  | Total        | White        | Black        | Total       | White       | Black       |
| <b>POPULATION</b>                | <b>56255</b> | <b>38468</b> | <b>17787</b> | <b>0.0</b>  | <b>0.0</b>  | <b>0.0</b>  |
| <b>LIVE BIRTHS</b>               | <b>962</b>   | <b>578</b>   | <b>381</b>   | <b>17.1</b> | <b>15.0</b> | <b>21.4</b> |
| 10-14                            | 7            | 2            | 5            | 3.0         | 1.5         | 5.3         |
| 15-17                            | 96           | 37           | 59           | 72.2        | 46.0        | 112.6       |
| 18-19                            | 96           | 57           | 39           | 97.2        | 91.2        | 107.4       |
| Age of Mother                    |              |              |              |             |             |             |
| 20-24                            | 310          | 178          | 132          | 123.8       | 110.1       | 148.8       |
| 25-29                            | 276          | 183          | 92           | 118.7       | 122.2       | 111.2       |
| 30-34                            | 128          | 89           | 37           | 62.3        | 60.5        | 63.5        |
| 35-39                            | 45           | 30           | 15           | 30.7        | 28.7        | 35.5        |
| 40-44                            | 4            | 2            | 2            | 2.9         | 2.0         | 4.8         |
| >44                              | 0            | 0            | 0            | 0.0         | 0.0         | 0.0         |
| <b>UNWED MOTHER BIRTH RATE</b>   | <b>355</b>   | <b>95</b>    | <b>260</b>   | <b>29.4</b> | <b>11.8</b> | <b>64.6</b> |
| 10-14                            | 6            | 1            | 5            | 2.6         | 0.7         | 5.3         |
| 15-17                            | 74           | 15           | 59           | 55.7        | 18.6        | 112.6       |
| 18-19                            | 56           | 20           | 36           | 56.7        | 32.0        | 99.2        |
| Age of Mother                    |              |              |              |             |             |             |
| 20-24                            | 121          | 29           | 92           | 48.3        | 17.9        | 103.7       |
| 25-29                            | 66           | 18           | 48           | 28.4        | 12.0        | 58.0        |
| 30-34                            | 25           | 10           | 15           | 12.2        | 6.8         | 25.7        |
| 35-39                            | 7            | 2            | 5            | 4.8         | 1.9         | 11.8        |
| 40-44                            | 0            | 0            | 0            | 0.0         | 0.0         | 0.0         |
| >44                              | 0            | 0            | 0            | 0.0         | 0.0         | 0.0         |
| <b>% BIRTH WEIGHT (grams)</b>    |              |              |              |             |             |             |
| <500                             | 0            | 0            | 0            | 0.0         | 0.0         | 0.0         |
| 500-1499                         | 14           | 5            | 9            | 1.5         | 0.9         | 2.4         |
| 1500-2499                        | 60           | 24           | 36           | 6.2         | 4.2         | 9.4         |
| 2500-3999                        | 795          | 467          | 325          | 82.6        | 80.8        | 85.3        |
| ≥4000                            | 93           | 82           | 11           | 9.7         | 14.2        | 2.9         |
| <b>% OUT OF HOSPITAL BIRTHS</b>  | <b>4</b>     | <b>2</b>     | <b>2</b>     | <b>0.4</b>  | <b>0.3</b>  | <b>0.5</b>  |
| <b>SPONTANEOUS ABORTION RATE</b> | <b>84</b>    | <b>51</b>    | <b>33</b>    | <b>7.0</b>  | <b>6.3</b>  | <b>8.2</b>  |
| 10-14                            | 2            | 1            | 1            | 0.9         | 0.7         | 1.1         |
| 15-17                            | 3            | 1            | 2            | 2.3         | 1.2         | 3.8         |
| 18-19                            | 7            | 3            | 4            | 7.1         | 4.8         | 11.0        |
| Age of Mother                    |              |              |              |             |             |             |
| 20-24                            | 31           | 20           | 11           | 12.4        | 12.4        | 12.4        |
| 25-29                            | 20           | 11           | 9            | 8.6         | 7.3         | 10.9        |
| 30-34                            | 9            | 6            | 3            | 4.4         | 4.1         | 5.1         |
| 35-39                            | 10           | 8            | 2            | 6.8         | 7.7         | 4.7         |
| 40-44                            | 2            | 1            | 1            | 1.4         | 1.0         | 2.4         |
| >44                              | 0            | 0            | 0            | 0.0         | 0.0         | 0.0         |
| <b>INDUCED TERMINATION RATE</b>  | <b>285</b>   | <b>138</b>   | <b>141</b>   | <b>23.6</b> | <b>17.2</b> | <b>35.0</b> |
| 10-14                            | 4            | 3            | 1            | 1.7         | 2.2         | 1.1         |
| 15-17                            | 42           | 21           | 21           | 31.6        | 26.1        | 40.1        |
| 18-19                            | 41           | 24           | 15           | 41.5        | 38.4        | 41.3        |
| Age of Recipient                 |              |              |              |             |             |             |
| 20-24                            | 84           | 36           | 48           | 33.5        | 22.3        | 54.1        |
| 25-29                            | 55           | 24           | 29           | 23.7        | 16.0        | 35.1        |
| 30-34                            | 37           | 17           | 19           | 18.0        | 11.5        | 32.6        |
| 35-39                            | 17           | 9            | 8            | 11.6        | 8.6         | 19.0        |
| 40-44                            | 5            | 4            | 0            | 3.6         | 4.1         | 0.0         |
| >44                              | 0            | 0            | 0            | 0.0         | 0.0         | 0.0         |
| <b>MARRIAGES</b>                 | <b>629</b>   | <b>512</b>   | <b>117</b>   | <b>11.2</b> | <b>13.3</b> | <b>6.6</b>  |
| <b>DIVORCES</b>                  | <b>309</b>   | <b>242</b>   | <b>48</b>    | <b>5.5</b>  | <b>6.3</b>  | <b>2.7</b>  |

## SELECTED VITAL STATISTICS BY RACE, BY COUNTY, 1989

| ITEM                             | TURNER       |             |             |             |             |             |
|----------------------------------|--------------|-------------|-------------|-------------|-------------|-------------|
|                                  | NUMBER       |             |             | RATE        |             |             |
|                                  | Total        | White       | Black       | Total       | White       | Black       |
| <b>POPULATION</b>                | <b>10401</b> | <b>6556</b> | <b>3845</b> | <b>0.0</b>  | <b>0.0</b>  | <b>0.0</b>  |
| <b>LIVE BIRTHS</b>               | <b>165</b>   | <b>71</b>   | <b>94</b>   | <b>15.9</b> | <b>10.8</b> | <b>24.4</b> |
| 10-14                            | 2            | 0           | 2           | 4.0         | 0.0         | 8.7         |
| 15-17                            | 21           | 8           | 13          | 69.5        | 46.2        | 100.8       |
| 18-19                            | 18           | 7           | 11          | 105.9       | 75.3        | 142.9       |
| Age of Mother                    |              |             |             |             |             |             |
| 20-24                            | 51           | 20          | 31          | 124.1       | 91.3        | 161.5       |
| 25-29                            | 48           | 23          | 25          | 130.4       | 110.6       | 156.2       |
| 30-34                            | 16           | 8           | 8           | 42.4        | 32.9        | 59.7        |
| 35-39                            | 6            | 4           | 2           | 19.9        | 18.0        | 25.3        |
| 40-44                            | 3            | 1           | 2           | 11.7        | 5.8         | 23.8        |
| >44                              | 0            | 0           | 0           | 0.0         | 0.0         | 0.0         |
| <b>UNWED MOTHER BIRTH RATE</b>   | <b>83</b>    | <b>12</b>   | <b>71</b>   | <b>38.0</b> | <b>9.0</b>  | <b>83.0</b> |
| 10-14                            | 2            | 0           | 2           | 4.0         | 0.0         | 8.7         |
| 15-17                            | 17           | 5           | 12          | 56.3        | 28.9        | 93.0        |
| 18-19                            | 13           | 3           | 10          | 76.5        | 32.3        | 129.9       |
| Age of Mother                    |              |             |             |             |             |             |
| 20-24                            | 30           | 2           | 28          | 73.0        | 9.1         | 145.8       |
| 25-29                            | 16           | 2           | 14          | 43.5        | 9.6         | 87.5        |
| 30-34                            | 3            | 0           | 3           | 8.0         | 0.0         | 22.4        |
| 35-39                            | 2            | 0           | 2           | 6.6         | 0.0         | 25.3        |
| 40-44                            | 0            | 0           | 0           | 0.0         | 0.0         | 0.0         |
| >44                              | 0            | 0           | 0           | 0.0         | 0.0         | 0.0         |
| <b>% BIRTH WEIGHT (grams)</b>    |              |             |             |             |             |             |
| <500                             | 0            | 0           | 0           | 0.0         | 0.0         | 0.0         |
| 500-1499                         | 5            | 1           | 4           | 3.0         | 1.4         | 4.3         |
| 1500-2499                        | 10           | 3           | 7           | 6.1         | 4.2         | 7.4         |
| 2500-3999                        | 136          | 55          | 81          | 82.4        | 77.5        | 86.2        |
| ≥4000                            | 14           | 12          | 2           | 8.5         | 16.9        | 2.1         |
| <b>% OUT OF HOSPITAL BIRTHS</b>  | <b>1</b>     | <b>1</b>    | <b>0</b>    | <b>0.6</b>  | <b>1.4</b>  | <b>0.0</b>  |
| <b>SPONTANEOUS ABORTION RATE</b> | <b>7</b>     | <b>4</b>    | <b>3</b>    | <b>3.2</b>  | <b>3.0</b>  | <b>3.5</b>  |
| 10-14                            | 0            | 0           | 0           | 0.0         | 0.0         | 0.0         |
| 15-17                            | 0            | 0           | 0           | 0.0         | 0.0         | 0.0         |
| 18-19                            | 0            | 0           | 0           | 0.0         | 0.0         | 0.0         |
| Age of Mother                    |              |             |             |             |             |             |
| 20-24                            | 3            | 2           | 1           | 7.3         | 9.1         | 5.2         |
| 25-29                            | 3            | 1           | 2           | 8.2         | 4.8         | 12.5        |
| 30-34                            | 1            | 1           | 0           | 2.7         | 4.1         | 0.0         |
| 35-39                            | 0            | 0           | 0           | 0.0         | 0.0         | 0.0         |
| 40-44                            | 0            | 0           | 0           | 0.0         | 0.0         | 0.0         |
| >44                              | 0            | 0           | 0           | 0.0         | 0.0         | 0.0         |
| <b>INDUCED TERMINATION RATE</b>  | <b>19</b>    | <b>10</b>   | <b>9</b>    | <b>8.7</b>  | <b>7.5</b>  | <b>10.5</b> |
| 10-14                            | 1            | 1           | 0           | 2.0         | 3.7         | 0.0         |
| 15-17                            | 5            | 2           | 3           | 16.6        | 11.6        | 23.3        |
| 18-19                            | 3            | 1           | 2           | 17.6        | 10.8        | 26.0        |
| Age of Recipient                 |              |             |             |             |             |             |
| 20-24                            | 4            | 3           | 1           | 9.7         | 13.7        | 5.2         |
| 25-29                            | 2            | 2           | 0           | 5.4         | 9.6         | 0.0         |
| 30-34                            | 2            | 0           | 2           | 5.3         | 0.0         | 14.9        |
| 35-39                            | 0            | 0           | 0           | 0.0         | 0.0         | 0.0         |
| 40-44                            | 1            | 1           | 0           | 3.9         | 5.8         | 0.0         |
| >44                              | 1            | 0           | 1           | 4.3         | 0.0         | 14.1        |
| <b>MARRIAGES</b>                 | <b>85</b>    | <b>63</b>   | <b>21</b>   | <b>8.2</b>  | <b>9.6</b>  | <b>5.5</b>  |
| <b>DIVORCES</b>                  | <b>32</b>    | <b>18</b>   | <b>11</b>   | <b>3.1</b>  | <b>2.7</b>  | <b>2.9</b>  |

## SELECTED VITAL STATISTICS BY RACE, BY COUNTY, 1989

| ITEM                             | TWIGGS |       |       |       |       |       |
|----------------------------------|--------|-------|-------|-------|-------|-------|
|                                  | NUMBER |       |       | RATE  |       |       |
|                                  | Total  | White | Black | Total | White | Black |
| <b>POPULATION</b>                | 11018  | 5410  | 5608  | 0.0   | 0.0   | 0.0   |
| <b>LIVE BIRTHS</b>               | 148    | 69    | 79    | 13.4  | 12.8  | 14.1  |
| 10-14                            | 1      | 0     | 1     | 1.9   | 0.0   | 3.3   |
| 15-17                            | 10     | 4     | 6     | 28.5  | 27.6  | 29.1  |
| 18-19                            | 19     | 7     | 12    | 90.5  | 98.6  | 86.3  |
| Age of Mother                    |        |       |       |       |       |       |
| 20-24                            | 52     | 22    | 30    | 97.9  | 100.9 | 95.8  |
| 25-29                            | 40     | 23    | 17    | 108.4 | 119.8 | 96.0  |
| 30-34                            | 19     | 9     | 10    | 52.1  | 41.9  | 66.7  |
| 35-39                            | 4      | 3     | 1     | 12.4  | 18.2  | 6.4   |
| 40-44                            | 3      | 1     | 2     | 11.2  | 7.7   | 14.4  |
| >44                              | 0      | 0     | 0     | 0.0   | 0.0   | 0.0   |
| <b>UNWED MOTHER BIRTH RATE</b>   | 54     | 5     | 49    | 22.3  | 4.4   | 38.3  |
| 10-14                            | 1      | 0     | 1     | 1.9   | 0.0   | 3.3   |
| 15-17                            | 9      | 3     | 6     | 25.6  | 20.7  | 29.1  |
| 18-19                            | 12     | 1     | 11    | 57.1  | 14.1  | 79.1  |
| Age of Mother                    |        |       |       |       |       |       |
| 20-24                            | 23     | 1     | 22    | 43.3  | 4.6   | 70.3  |
| 25-29                            | 5      | 0     | 5     | 13.6  | 0.0   | 28.2  |
| 30-34                            | 3      | 0     | 3     | 8.2   | 0.0   | 20.0  |
| 35-39                            | 0      | 0     | 0     | 0.0   | 0.0   | 0.0   |
| 40-44                            | 1      | 0     | 1     | 3.7   | 0.0   | 7.2   |
| >44                              | 0      | 0     | 0     | 0.0   | 0.0   | 0.0   |
| <b>% BIRTH WEIGHT (grams)</b>    |        |       |       |       |       |       |
| <500                             | 1      | 1     | 0     | 0.7   | 1.4   | 0.0   |
| 500-1499                         | 0      | 0     | 0     | 0.0   | 0.0   | 0.0   |
| 1500-2499                        | 12     | 0     | 12    | 8.1   | 0.0   | 15.2  |
| 2500-3999                        | 121    | 60    | 61    | 81.8  | 87.0  | 77.2  |
| ≥4000                            | 14     | 8     | 6     | 9.5   | 11.6  | 7.6   |
| <b>% OUT OF HOSPITAL BIRTHS</b>  | 2      | 0     | 2     | 1.4   | 0.0   | 2.5   |
| <b>SPONTANEOUS ABORTION RATE</b> | 10     | 5     | 5     | 4.1   | 4.4   | 3.9   |
| 10-14                            | 0      | 0     | 0     | 0.0   | 0.0   | 0.0   |
| 15-17                            | 2      | 2     | 0     | 5.7   | 13.8  | 0.0   |
| 18-19                            | 0      | 0     | 0     | 0.0   | 0.0   | 0.0   |
| Age of Mother                    |        |       |       |       |       |       |
| 20-24                            | 2      | 1     | 1     | 3.8   | 4.6   | 3.2   |
| 25-29                            | 2      | 1     | 1     | 5.4   | 5.2   | 5.6   |
| 30-34                            | 2      | 0     | 2     | 5.5   | 0.0   | 13.3  |
| 35-39                            | 2      | 1     | 1     | 6.2   | 6.1   | 6.4   |
| 40-44                            | 0      | 0     | 0     | 0.0   | 0.0   | 0.0   |
| >44                              | 0      | 0     | 0     | 0.0   | 0.0   | 0.0   |
| <b>INDUCED TERMINATION RATE</b>  | 24     | 14    | 10    | 9.9   | 12.3  | 7.8   |
| 10-14                            | 1      | 1     | 0     | 1.9   | 4.3   | 0.0   |
| 15-17                            | 2      | 1     | 1     | 5.7   | 6.9   | 4.9   |
| 18-19                            | 5      | 3     | 2     | 23.8  | 42.3  | 14.4  |
| Age of Recipient                 |        |       |       |       |       |       |
| 20-24                            | 9      | 6     | 3     | 16.9  | 27.5  | 9.6   |
| 25-29                            | 5      | 3     | 2     | 13.6  | 15.6  | 11.3  |
| 30-34                            | 1      | 0     | 1     | 2.7   | 0.0   | 6.7   |
| 35-39                            | 0      | 0     | 0     | 0.0   | 0.0   | 0.0   |
| 40-44                            | 1      | 0     | 1     | 3.7   | 0.0   | 7.2   |
| >44                              | 0      | 0     | 0     | 0.0   | 0.0   | 0.0   |
| <b>MARRIAGES</b>                 | 67     | 40    | 27    | 6.1   | 7.4   | 4.8   |
| <b>DIVORCES</b>                  | 29     | 20    | 9     | 2.6   | 3.7   | 1.6   |

## SELECTED VITAL STATISTICS BY RACE, BY COUNTY, 1989

| ITEM                             | UNION        |              |           |             |             |             |
|----------------------------------|--------------|--------------|-----------|-------------|-------------|-------------|
|                                  | NUMBER       |              |           | RATE        |             |             |
|                                  | Total        | White        | Black     | Total       | White       | Black       |
| <b>POPULATION</b>                | <b>10530</b> | <b>10503</b> | <b>27</b> | <b>0.0</b>  | <b>0.0</b>  | <b>0.0</b>  |
| <b>LIVE BIRTHS</b>               | <b>129</b>   | <b>126</b>   | <b>0</b>  | <b>12.3</b> | <b>12.0</b> | <b>0.0</b>  |
| 10-14                            | 1            | 1            | 0         | 2.3         | 2.3         | 0.0         |
| 15-17                            | 7            | 7            | 0         | 25.1        | 25.1        | 0.0         |
| 18-19                            | 19           | 19           | 0         | 141.8       | 141.8       | 0.0         |
| Age of Mother                    |              |              |           |             |             |             |
| 20-24                            | 50           | 50           | 0         | 142.0       | 143.3       | 0.0         |
| 25-29                            | 28           | 27           | 0         | 76.7        | 74.4        | 0.0         |
| 30-34                            | 11           | 10           | 0         | 29.9        | 27.2        | 0.0         |
| 35-39                            | 8            | 7            | 0         | 26.8        | 23.5        | 0.0         |
| 40-44                            | 4            | 4            | 0         | 17.4        | 17.5        | 0.0         |
| >44                              | 1            | 1            | 0         | 3.3         | 3.3         | 0.0         |
| <b>UNWED MOTHER BIRTH RATE</b>   | <b>17</b>    | <b>17</b>    | <b>0</b>  | <b>8.4</b>  | <b>8.4</b>  | <b>0.0</b>  |
| 10-14                            | 1            | 1            | 0         | 2.3         | 2.3         | 0.0         |
| 15-17                            | 2            | 2            | 0         | 7.2         | 7.2         | 0.0         |
| 18-19                            | 8            | 8            | 0         | 59.7        | 59.7        | 0.0         |
| Age of Mother                    |              |              |           |             |             |             |
| 20-24                            | 5            | 5            | 0         | 14.2        | 14.3        | 0.0         |
| 25-29                            | 0            | 0            | 0         | 0.0         | 0.0         | 0.0         |
| 30-34                            | 0            | 0            | 0         | 0.0         | 0.0         | 0.0         |
| 35-39                            | 0            | 0            | 0         | 0.0         | 0.0         | 0.0         |
| 40-44                            | 0            | 0            | 0         | 0.0         | 0.0         | 0.0         |
| >44                              | 1            | 1            | 0         | 3.3         | 3.3         | 0.0         |
| <b>% BIRTH WEIGHT (grams)</b>    |              |              |           |             |             |             |
| <500                             | 0            | 0            | 0         | 0.0         | 0.0         | 0.0         |
| 500-1499                         | 2            | 2            | 0         | 1.6         | 1.6         | 0.0         |
| 1500-2499                        | 8            | 8            | 0         | 6.2         | 6.3         | 0.0         |
| 2500-3999                        | 104          | 101          | 0         | 80.6        | 80.2        | 0.0         |
| ≥4000                            | 15           | 15           | 0         | 11.6        | 11.9        | 0.0         |
| <b>% OUT OF HOSPITAL BIRTHS</b>  | <b>0</b>     | <b>0</b>     | <b>0</b>  | <b>0.0</b>  | <b>0.0</b>  | <b>0.0</b>  |
| <b>SPONTANEOUS ABORTION RATE</b> | <b>5</b>     | <b>5</b>     | <b>0</b>  | <b>2.5</b>  | <b>2.5</b>  | <b>0.0</b>  |
| 10-14                            | 0            | 0            | 0         | 0.0         | 0.0         | 0.0         |
| 15-17                            | 0            | 0            | 0         | 0.0         | 0.0         | 0.0         |
| 18-19                            | 0            | 0            | 0         | 0.0         | 0.0         | 0.0         |
| Age of Mother                    |              |              |           |             |             |             |
| 20-24                            | 4            | 4            | 0         | 11.4        | 11.5        | 0.0         |
| 25-29                            | 0            | 0            | 0         | 0.0         | 0.0         | 0.0         |
| 30-34                            | 0            | 0            | 0         | 0.0         | 0.0         | 0.0         |
| 35-39                            | 1            | 1            | 0         | 3.4         | 3.4         | 0.0         |
| 40-44                            | 0            | 0            | 0         | 0.0         | 0.0         | 0.0         |
| >44                              | 0            | 0            | 0         | 0.0         | 0.0         | 0.0         |
| <b>INDUCED TERMINATION RATE</b>  | <b>21</b>    | <b>20</b>    | <b>0</b>  | <b>10.4</b> | <b>9.9</b>  | <b>0.0</b>  |
| 10-14                            | 1            | 1            | 0         | 2.3         | 2.3         | 0.0         |
| 15-17                            | 2            | 2            | 0         | 7.2         | 7.2         | 0.0         |
| 18-19                            | 2            | 1            | 0         | 14.9        | 7.5         | 0.0         |
| Age of Recipient                 |              |              |           |             |             |             |
| 20-24                            | 4            | 4            | 0         | 11.4        | 11.5        | 0.0         |
| 25-29                            | 6            | 6            | 0         | 16.4        | 16.5        | 0.0         |
| 30-34                            | 4            | 4            | 0         | 10.9        | 10.9        | 0.0         |
| 35-39                            | 2            | 2            | 0         | 6.7         | 6.7         | 0.0         |
| 40-44                            | 0            | 0            | 0         | 0.0         | 0.0         | 0.0         |
| >44                              | 0            | 0            | 0         | 0.0         | 0.0         | 0.0         |
| <b>MARRIAGES</b>                 | <b>123</b>   | <b>122</b>   | <b>1</b>  | <b>11.7</b> | <b>11.6</b> | <b>37.0</b> |
| <b>DIVORCES</b>                  | <b>33</b>    | <b>32</b>    | <b>0</b>  | <b>3.1</b>  | <b>3.0</b>  | <b>0.0</b>  |



## SELECTED VITAL STATISTICS BY RACE, BY COUNTY, 1989

| ITEM                             | UPSON  |       |       |       |       |       |
|----------------------------------|--------|-------|-------|-------|-------|-------|
|                                  | NUMBER |       |       | RATE  |       |       |
|                                  | Total  | White | Black | Total | White | Black |
| <b>POPULATION</b>                | 26530  | 19204 | 7326  | 0.0   | 0.0   | 0.0   |
| <b>LIVE BIRTHS</b>               | 375    | 250   | 125   | 14.1  | 13.0  | 17.1  |
| 10-14                            | 3      | 1     | 2     | 2.8   | 1.4   | 5.3   |
| 15-17                            | 32     | 23    | 9     | 44.0  | 46.2  | 39.3  |
| 18-19                            | 50     | 34    | 16    | 101.6 | 112.2 | 84.7  |
| Age of Mother                    |        |       |       |       |       |       |
| 20-24                            | 131    | 72    | 59    | 132.5 | 116.9 | 158.2 |
| 25-29                            | 111    | 89    | 22    | 114.6 | 140.4 | 65.7  |
| 30-34                            | 38     | 27    | 11    | 42.7  | 41.0  | 47.6  |
| 35-39                            | 9      | 4     | 5     | 11.8  | 7.0   | 26.3  |
| 40-44                            | 0      | 0     | 0     | 0.0   | 0.0   | 0.0   |
| >44                              | 1      | 0     | 1     | 1.4   | 0.0   | 5.2   |
| <b>UNWED MOTHER BIRTH RATE</b>   | 130    | 42    | 88    | 23.6  | 11.1  | 51.1  |
| 10-14                            | 3      | 1     | 2     | 2.8   | 1.4   | 5.3   |
| 15-17                            | 17     | 8     | 9     | 23.4  | 16.1  | 39.3  |
| 18-19                            | 24     | 10    | 14    | 48.8  | 33.0  | 74.1  |
| Age of Mother                    |        |       |       |       |       |       |
| 20-24                            | 54     | 13    | 41    | 54.6  | 21.1  | 109.9 |
| 25-29                            | 19     | 7     | 12    | 19.6  | 11.0  | 35.8  |
| 30-34                            | 11     | 3     | 8     | 12.4  | 4.6   | 34.6  |
| 35-39                            | 2      | 0     | 2     | 2.6   | 0.0   | 10.5  |
| 40-44                            | 0      | 0     | 0     | 0.0   | 0.0   | 0.0   |
| >44                              | 0      | 0     | 0     | 0.0   | 0.0   | 0.0   |
| <b>% BIRTH WEIGHT (grams)</b>    |        |       |       |       |       |       |
| <500                             | 0      | 0     | 0     | 0.0   | 0.0   | 0.0   |
| 500-1499                         | 4      | 2     | 2     | 1.1   | 0.8   | 1.6   |
| 1500-2499                        | 16     | 7     | 9     | 4.3   | 2.8   | 7.2   |
| 2500-3999                        | 325    | 213   | 112   | 86.7  | 85.2  | 89.6  |
| ≥4000                            | 30     | 28    | 2     | 8.0   | 11.2  | 1.6   |
| <b>% OUT OF HOSPITAL BIRTHS</b>  | 2      | 2     | 0     | 0.5   | 0.8   | 0.0   |
| <b>SPONTANEOUS ABORTION RATE</b> | 53     | 31    | 20    | 9.6   | 8.2   | 11.6  |
| 10-14                            | 3      | 1     | 2     | 2.8   | 1.4   | 5.3   |
| 15-17                            | 5      | 1     | 4     | 6.9   | 2.0   | 17.5  |
| 18-19                            | 5      | 4     | 1     | 10.2  | 13.2  | 5.3   |
| Age of Mother                    |        |       |       |       |       |       |
| 20-24                            | 10     | 5     | 4     | 10.1  | 8.1   | 10.7  |
| 25-29                            | 13     | 10    | 3     | 13.4  | 15.8  | 9.0   |
| 30-34                            | 10     | 6     | 4     | 11.2  | 9.1   | 17.3  |
| 35-39                            | 6      | 4     | 1     | 7.9   | 7.0   | 5.3   |
| 40-44                            | 1      | 0     | 1     | 1.5   | 0.0   | 5.7   |
| >44                              | 0      | 0     | 0     | 0.0   | 0.0   | 0.0   |
| <b>INDUCED TERMINATION RATE</b>  | 72     | 36    | 34    | 13.1  | 9.5   | 19.8  |
| 10-14                            | 6      | 2     | 3     | 5.6   | 2.9   | 8.0   |
| 15-17                            | 10     | 4     | 6     | 13.8  | 8.0   | 26.2  |
| 18-19                            | 7      | 4     | 2     | 14.2  | 13.2  | 10.6  |
| Age of Recipient                 |        |       |       |       |       |       |
| 20-24                            | 33     | 19    | 14    | 33.4  | 30.8  | 37.5  |
| 25-29                            | 9      | 3     | 6     | 9.3   | 4.7   | 17.9  |
| 30-34                            | 5      | 3     | 2     | 5.6   | 4.6   | 8.7   |
| 35-39                            | 1      | 0     | 1     | 1.3   | 0.0   | 5.3   |
| 40-44                            | 1      | 1     | 0     | 1.5   | 2.0   | 0.0   |
| >44                              | 0      | 0     | 0     | 0.0   | 0.0   | 0.0   |
| <b>MARRIAGES</b>                 | 252    | 203   | 48    | 9.5   | 10.6  | 6.6   |
| <b>DIVORCES</b>                  | 188    | 154   | 27    | 7.1   | 8.0   | 3.7   |

## SELECTED VITAL STATISTICS BY RACE, BY COUNTY, 1989

| ITEM                             | WALKER       |              |             |             |             |             |
|----------------------------------|--------------|--------------|-------------|-------------|-------------|-------------|
|                                  | NUMBER       |              |             | RATE        |             |             |
|                                  | Total        | White        | Black       | Total       | White       | Black       |
| <b>POPULATION</b>                | <b>60530</b> | <b>57867</b> | <b>2663</b> | <b>0.0</b>  | <b>0.0</b>  | <b>0.0</b>  |
| <b>LIVE BIRTHS</b>               | <b>813</b>   | <b>770</b>   | <b>42</b>   | <b>13.4</b> | <b>13.3</b> | <b>15.8</b> |
| 10-14                            | 3            | 3            | 0           | 1.3         | 1.3         | 0.0         |
| 15-17                            | 86           | 77           | 9           | 55.1        | 51.6        | 130.4       |
| 18-19                            | 117          | 111          | 6           | 126.9       | 126.4       | 136.4       |
| Age of Mother                    |              |              |             |             |             |             |
| 20-24                            | 279          | 259          | 20          | 115.7       | 112.3       | 190.5       |
| 25-29                            | 223          | 220          | 3           | 99.6        | 103.3       | 27.3        |
| 30-34                            | 81           | 76           | 4           | 36.1        | 35.0        | 53.3        |
| 35-39                            | 21           | 21           | 0           | 10.8        | 11.3        | 0.0         |
| 40-44                            | 3            | 3            | 0           | 1.7         | 1.8         | 0.0         |
| >44                              | 0            | 0            | 0           | 0.0         | 0.0         | 0.0         |
| <b>UNWED MOTHER BIRTH RATE</b>   | <b>160</b>   | <b>135</b>   | <b>24</b>   | <b>12.3</b> | <b>10.8</b> | <b>44.0</b> |
| 10-14                            | 3            | 3            | 0           | 1.3         | 1.3         | 0.0         |
| 15-17                            | 44           | 35           | 9           | 28.2        | 23.5        | 130.4       |
| 18-19                            | 33           | 28           | 5           | 35.8        | 31.9        | 113.6       |
| Age of Mother                    |              |              |             |             |             |             |
| 20-24                            | 54           | 45           | 9           | 22.4        | 19.5        | 85.7        |
| 25-29                            | 21           | 20           | 1           | 9.4         | 9.4         | 9.1         |
| 30-34                            | 5            | 4            | 0           | 2.2         | 1.8         | 0.0         |
| 35-39                            | 0            | 0            | 0           | 0.0         | 0.0         | 0.0         |
| 40-44                            | 0            | 0            | 0           | 0.0         | 0.0         | 0.0         |
| >44                              | 0            | 0            | 0           | 0.0         | 0.0         | 0.0         |
| <b>% BIRTH WEIGHT (grams)</b>    |              |              |             |             |             |             |
| <500                             | 1            | 1            | 0           | 0.1         | 0.1         | 0.0         |
| 500-1499                         | 10           | 10           | 0           | 1.2         | 1.3         | 0.0         |
| 1500-2499                        | 47           | 40           | 7           | 5.8         | 5.2         | 16.7        |
| 2500-3999                        | 673          | 638          | 34          | 82.8        | 82.9        | 81.0        |
| ≥4000                            | 82           | 81           | 1           | 10.1        | 10.5        | 2.4         |
| <b>% OUT OF HOSPITAL BIRTHS</b>  | <b>4</b>     | <b>4</b>     | <b>0</b>    | <b>0.5</b>  | <b>0.5</b>  | <b>0.0</b>  |
| <b>SPONTANEOUS ABORTION RATE</b> | <b>16</b>    | <b>14</b>    | <b>2</b>    | <b>1.2</b>  | <b>1.1</b>  | <b>3.7</b>  |
| 10-14                            | 0            | 0            | 0           | 0.0         | 0.0         | 0.0         |
| 15-17                            | 1            | 1            | 0           | 0.6         | 0.7         | 0.0         |
| 18-19                            | 2            | 2            | 0           | 2.2         | 2.3         | 0.0         |
| Age of Mother                    |              |              |             |             |             |             |
| 20-24                            | 10           | 8            | 2           | 4.1         | 3.5         | 19.0        |
| 25-29                            | 3            | 3            | 0           | 1.3         | 1.4         | 0.0         |
| 30-34                            | 0            | 0            | 0           | 0.0         | 0.0         | 0.0         |
| 35-39                            | 0            | 0            | 0           | 0.0         | 0.0         | 0.0         |
| 40-44                            | 0            | 0            | 0           | 0.0         | 0.0         | 0.0         |
| >44                              | 0            | 0            | 0           | 0.0         | 0.0         | 0.0         |
| <b>INDUCED TERMINATION RATE</b>  | <b>150</b>   | <b>136</b>   | <b>12</b>   | <b>11.5</b> | <b>10.9</b> | <b>22.0</b> |
| 10-14                            | 3            | 3            | 0           | 1.3         | 1.3         | 0.0         |
| 15-17                            | 23           | 21           | 2           | 14.7        | 14.1        | 29.0        |
| 18-19                            | 30           | 27           | 2           | 32.5        | 30.8        | 45.5        |
| Age of Recipient                 |              |              |             |             |             |             |
| 20-24                            | 48           | 43           | 4           | 19.9        | 18.6        | 38.1        |
| 25-29                            | 25           | 22           | 3           | 11.2        | 10.3        | 27.3        |
| 30-34                            | 12           | 11           | 1           | 5.3         | 5.1         | 13.3        |
| 35-39                            | 9            | 9            | 0           | 4.6         | 4.8         | 0.0         |
| 40-44                            | 0            | 0            | 0           | 0.0         | 0.0         | 0.0         |
| >44                              | 0            | 0            | 0           | 0.0         | 0.0         | 0.0         |
| <b>MARRIAGES</b>                 | <b>217</b>   | <b>209</b>   | <b>5</b>    | <b>3.6</b>  | <b>3.6</b>  | <b>1.9</b>  |
| <b>DIVORCES</b>                  | <b>190</b>   | <b>181</b>   | <b>5</b>    | <b>3.1</b>  | <b>3.1</b>  | <b>1.9</b>  |

## SELECTED VITAL STATISTICS BY RACE, BY COUNTY, 1989

| ITEM                             | WALTON       |              |             |             |             |             |
|----------------------------------|--------------|--------------|-------------|-------------|-------------|-------------|
|                                  | NUMBER       |              |             | RATE        |             |             |
|                                  | Total        | White        | Black       | Total       | White       | Black       |
| <b>POPULATION</b>                | <b>37021</b> | <b>29075</b> | <b>7946</b> | <b>0.0</b>  | <b>0.0</b>  | <b>0.0</b>  |
| <b>LIVE BIRTHS</b>               | <b>656</b>   | <b>479</b>   | <b>171</b>  | <b>17.7</b> | <b>16.5</b> | <b>21.5</b> |
| 10-14                            | 6            | 1            | 5           | 3.4         | 0.8         | 10.0        |
| 15-17                            | 54           | 35           | 19          | 44.8        | 41.6        | 52.1        |
| 18-19                            | 71           | 46           | 24          | 117.5       | 109.8       | 129.7       |
| Age of Mother                    |              |              |             |             |             |             |
| 20-24                            | 258          | 174          | 82          | 180.5       | 160.2       | 239.1       |
| 25-29                            | 167          | 141          | 25          | 115.7       | 129.2       | 70.8        |
| 30-34                            | 77           | 66           | 9           | 56.9        | 60.0        | 35.6        |
| 35-39                            | 17           | 12           | 5           | 13.2        | 11.7        | 19.3        |
| 40-44                            | 6            | 4            | 2           | 5.9         | 5.0         | 9.1         |
| >44                              | 0            | 0            | 0           | 0.0         | 0.0         | 0.0         |
| <b>UNWED MOTHER BIRTH RATE</b>   | <b>218</b>   | <b>79</b>    | <b>137</b>  | <b>26.2</b> | <b>12.4</b> | <b>69.3</b> |
| 10-14                            | 5            | 0            | 5           | 2.8         | 0.0         | 10.0        |
| 15-17                            | 32           | 13           | 19          | 26.5        | 15.5        | 52.1        |
| 18-19                            | 39           | 17           | 21          | 64.6        | 40.6        | 113.5       |
| Age of Mother                    |              |              |             |             |             |             |
| 20-24                            | 98           | 32           | 65          | 68.6        | 29.5        | 189.5       |
| 25-29                            | 31           | 12           | 19          | 21.5        | 11.0        | 53.8        |
| 30-34                            | 8            | 5            | 3           | 5.9         | 4.5         | 11.9        |
| 35-39                            | 3            | 0            | 3           | 2.3         | 0.0         | 11.6        |
| 40-44                            | 2            | 0            | 2           | 2.0         | 0.0         | 9.1         |
| >44                              | 0            | 0            | 0           | 0.0         | 0.0         | 0.0         |
| <b>% BIRTH WEIGHT (grams)</b>    |              |              |             |             |             |             |
| <500                             | 2            | 2            | 0           | 0.3         | 0.4         | 0.0         |
| 500-1499                         | 9            | 5            | 4           | 1.4         | 1.0         | 2.3         |
| 1500-2499                        | 50           | 25           | 25          | 7.6         | 5.2         | 14.6        |
| 2500-3999                        | 537          | 392          | 139         | 81.9        | 81.8        | 81.3        |
| ≥4000                            | 58           | 55           | 3           | 8.8         | 11.5        | 1.8         |
| <b>% OUT OF HOSPITAL BIRTHS</b>  | <b>5</b>     | <b>4</b>     | <b>1</b>    | <b>0.8</b>  | <b>0.8</b>  | <b>0.6</b>  |
| <b>SPONTANEOUS ABORTION RATE</b> | <b>45</b>    | <b>27</b>    | <b>17</b>   | <b>5.4</b>  | <b>4.2</b>  | <b>8.6</b>  |
| 10-14                            | 0            | 0            | 0           | 0.0         | 0.0         | 0.0         |
| 15-17                            | 2            | 2            | 0           | 1.7         | 2.4         | 0.0         |
| 18-19                            | 4            | 3            | 1           | 6.6         | 7.2         | 5.4         |
| Age of Mother                    |              |              |             |             |             |             |
| 20-24                            | 11           | 6            | 5           | 7.7         | 5.5         | 14.6        |
| 25-29                            | 14           | 8            | 6           | 9.7         | 7.3         | 17.0        |
| 30-34                            | 10           | 6            | 3           | 7.4         | 5.5         | 11.9        |
| 35-39                            | 3            | 1            | 2           | 2.3         | 1.0         | 7.7         |
| 40-44                            | 1            | 1            | 0           | 1.0         | 1.3         | 0.0         |
| >44                              | 0            | 0            | 0           | 0.0         | 0.0         | 0.0         |
| <b>INDUCED TERMINATION RATE</b>  | <b>130</b>   | <b>88</b>    | <b>39</b>   | <b>15.6</b> | <b>13.8</b> | <b>19.7</b> |
| 10-14                            | 2            | 1            | 1           | 1.1         | 0.8         | 2.0         |
| 15-17                            | 19           | 13           | 6           | 15.8        | 15.5        | 16.4        |
| 18-19                            | 14           | 10           | 4           | 23.2        | 23.9        | 21.6        |
| Age of Recipient                 |              |              |             |             |             |             |
| 20-24                            | 46           | 31           | 13          | 32.2        | 28.5        | 37.9        |
| 25-29                            | 22           | 13           | 8           | 15.2        | 11.9        | 22.7        |
| 30-34                            | 14           | 12           | 2           | 10.3        | 10.9        | 7.9         |
| 35-39                            | 11           | 8            | 3           | 8.5         | 7.8         | 11.6        |
| 40-44                            | 2            | 0            | 2           | 2.0         | 0.0         | 9.1         |
| >44                              | 0            | 0            | 0           | 0.0         | 0.0         | 0.0         |
| <b>MARRIAGES</b>                 | <b>319</b>   | <b>249</b>   | <b>70</b>   | <b>8.6</b>  | <b>8.6</b>  | <b>8.8</b>  |
| <b>DIVORCES</b>                  | <b>214</b>   | <b>190</b>   | <b>23</b>   | <b>5.8</b>  | <b>6.5</b>  | <b>2.9</b>  |

## SELECTED VITAL STATISTICS BY RACE, BY COUNTY, 1989

| ITEM                             | WARE         |              |             |             |             |             |
|----------------------------------|--------------|--------------|-------------|-------------|-------------|-------------|
|                                  | NUMBER       |              |             | RATE        |             |             |
|                                  | Total        | White        | Black       | Total       | White       | Black       |
| <b>POPULATION</b>                | <b>39474</b> | <b>30405</b> | <b>9069</b> | <b>0.0</b>  | <b>0.0</b>  | <b>0.0</b>  |
| <b>LIVE BIRTHS</b>               | <b>550</b>   | <b>332</b>   | <b>218</b>  | <b>13.9</b> | <b>10.9</b> | <b>24.0</b> |
| 10-14                            | 6            | 2            | 4           | 3.7         | 1.7         | 9.4         |
| 15-17                            | 45           | 21           | 24          | 39.9        | 24.8        | 85.4        |
| 18-19                            | 72           | 38           | 34          | 107.3       | 76.9        | 192.1       |
| Age of Mother                    |              |              |             |             |             |             |
| 20-24                            | 195          | 107          | 88          | 122.9       | 89.5        | 225.1       |
| 25-29                            | 130          | 93           | 37          | 83.1        | 78.7        | 96.6        |
| 30-34                            | 74           | 53           | 21          | 52.6        | 48.4        | 67.1        |
| 35-39                            | 22           | 16           | 6           | 19.9        | 17.8        | 29.3        |
| 40-44                            | 6            | 2            | 4           | 6.2         | 2.5         | 23.7        |
| >44                              | 0            | 0            | 0           | 0.0         | 0.0         | 0.0         |
| <b>UNWED MOTHER BIRTH RATE</b>   | <b>200</b>   | <b>46</b>    | <b>154</b>  | <b>23.7</b> | <b>7.1</b>  | <b>80.3</b> |
| 10-14                            | 5            | 1            | 4           | 3.1         | 0.9         | 9.4         |
| 15-17                            | 30           | 6            | 24          | 26.6        | 7.1         | 85.4        |
| 18-19                            | 42           | 10           | 32          | 62.6        | 20.2        | 180.8       |
| Age of Mother                    |              |              |             |             |             |             |
| 20-24                            | 83           | 17           | 66          | 52.3        | 14.2        | 168.8       |
| 25-29                            | 22           | 6            | 16          | 14.1        | 5.1         | 41.8        |
| 30-34                            | 11           | 4            | 7           | 7.8         | 3.7         | 22.4        |
| 35-39                            | 5            | 2            | 3           | 4.5         | 2.2         | 14.6        |
| 40-44                            | 2            | 0            | 2           | 2.1         | 0.0         | 11.8        |
| >44                              | 0            | 0            | 0           | 0.0         | 0.0         | 0.0         |
| <b>% BIRTH WEIGHT (grams)</b>    |              |              |             |             |             |             |
| <500                             | 2            | 1            | 1           | 0.4         | 0.3         | 0.5         |
| 500-1499                         | 8            | 1            | 7           | 1.5         | 0.3         | 3.2         |
| 1500-2499                        | 40           | 11           | 29          | 7.3         | 3.3         | 13.3        |
| 2500-3999                        | 443          | 272          | 171         | 80.5        | 81.9        | 78.4        |
| ≥4000                            | 57           | 47           | 10          | 10.4        | 14.2        | 4.6         |
| <b>% OUT OF HOSPITAL BIRTHS</b>  | <b>3</b>     | <b>0</b>     | <b>3</b>    | <b>0.5</b>  | <b>0.0</b>  | <b>1.4</b>  |
| <b>SPONTANEOUS ABORTION RATE</b> | <b>65</b>    | <b>44</b>    | <b>21</b>   | <b>7.7</b>  | <b>6.8</b>  | <b>10.9</b> |
| 10-14                            | 1            | 0            | 1           | 0.6         | 0.0         | 2.3         |
| 15-17                            | 10           | 7            | 3           | 8.9         | 8.3         | 10.7        |
| 18-19                            | 9            | 5            | 4           | 13.4        | 10.1        | 22.6        |
| Age of Mother                    |              |              |             |             |             |             |
| 20-24                            | 14           | 9            | 5           | 8.8         | 7.5         | 12.8        |
| 25-29                            | 13           | 10           | 3           | 8.3         | 8.5         | 7.8         |
| 30-34                            | 10           | 6            | 4           | 7.1         | 5.5         | 12.8        |
| 35-39                            | 4            | 3            | 1           | 3.6         | 3.3         | 4.9         |
| 40-44                            | 4            | 4            | 0           | 4.2         | 5.0         | 0.0         |
| >44                              | 0            | 0            | 0           | 0.0         | 0.0         | 0.0         |
| <b>INDUCED TERMINATION RATE</b>  | <b>6</b>     | <b>4</b>     | <b>2</b>    | <b>0.7</b>  | <b>0.6</b>  | <b>1.0</b>  |
| 10-14                            | 0            | 0            | 0           | 0.0         | 0.0         | 0.0         |
| 15-17                            | 1            | 1            | 0           | 0.9         | 1.2         | 0.0         |
| 18-19                            | 1            | 1            | 0           | 1.5         | 2.0         | 0.0         |
| Age of Recipient                 |              |              |             |             |             |             |
| 20-24                            | 3            | 2            | 1           | 1.9         | 1.7         | 2.6         |
| 25-29                            | 0            | 0            | 0           | 0.0         | 0.0         | 0.0         |
| 30-34                            | 0            | 0            | 0           | 0.0         | 0.0         | 0.0         |
| 35-39                            | 1            | 0            | 1           | 0.9         | 0.0         | 4.9         |
| 40-44                            | 0            | 0            | 0           | 0.0         | 0.0         | 0.0         |
| >44                              | 0            | 0            | 0           | 0.0         | 0.0         | 0.0         |
| <b>MARRIAGES</b>                 | <b>401</b>   | <b>332</b>   | <b>67</b>   | <b>10.2</b> | <b>10.9</b> | <b>7.4</b>  |
| <b>DIVORCES</b>                  | <b>61</b>    | <b>51</b>    | <b>9</b>    | <b>1.5</b>  | <b>1.7</b>  | <b>1.0</b>  |

## SELECTED VITAL STATISTICS BY RACE, BY COUNTY, 1989

| ITEM                      | WARREN |       |       |       |       |       |
|---------------------------|--------|-------|-------|-------|-------|-------|
|                           | NUMBER |       |       | RATE  |       |       |
|                           | Total  | White | Black | Total | White | Black |
| POPULATION                | 6873   | 2772  | 4101  | 0.0   | 0.0   | 0.0   |
| LIVE BIRTHS               | 110    | 20    | 90    | 16.0  | 7.2   | 21.9  |
| 10-14                     | 1      | 0     | 1     | 2.8   | 0.0   | 4.0   |
| 15-17                     | 9      | 1     | 8     | 42.5  | 22.2  | 47.9  |
| 18-19                     | 17     | 2     | 15    | 160.4 | 64.5  | 200.0 |
| Age of Mother             |        |       |       |       |       |       |
| 20-24                     | 44     | 7     | 37    | 175.3 | 86.4  | 217.6 |
| 25-29                     | 25     | 8     | 17    | 89.9  | 98.8  | 86.3  |
| 30-34                     | 9      | 1     | 8     | 40.9  | 11.6  | 59.7  |
| 35-39                     | 4      | 1     | 3     | 22.0  | 12.8  | 28.8  |
| 40-44                     | 1      | 0     | 1     | 6.4   | 0.0   | 12.2  |
| >44                       | 0      | 0     | 0     | 0.0   | 0.0   | 0.0   |
| UNWED MOTHER BIRTH RATE   | 67     | 0     | 67    | 47.7  | 0.0   | 72.1  |
| 10-14                     | 1      | 0     | 1     | 2.8   | 0.0   | 4.0   |
| 15-17                     | 8      | 0     | 8     | 37.7  | 0.0   | 47.9  |
| 18-19                     | 15     | 0     | 15    | 141.5 | 0.0   | 200.0 |
| Age of Mother             |        |       |       |       |       |       |
| 20-24                     | 26     | 0     | 26    | 103.6 | 0.0   | 152.9 |
| 25-29                     | 8      | 0     | 8     | 28.8  | 0.0   | 40.6  |
| 30-34                     | 7      | 0     | 7     | 31.8  | 0.0   | 52.2  |
| 35-39                     | 1      | 0     | 1     | 5.5   | 0.0   | 9.6   |
| 40-44                     | 1      | 0     | 1     | 6.4   | 0.0   | 12.2  |
| >44                       | 0      | 0     | 0     | 0.0   | 0.0   | 0.0   |
| % BIRTH WEIGHT (grams)    |        |       |       |       |       |       |
| <500                      | 0      | 0     | 0     | 0.0   | 0.0   | 0.0   |
| 500-1499                  | 2      | 0     | 2     | 1.8   | 0.0   | 2.2   |
| 1500-2499                 | 14     | 1     | 13    | 12.7  | 5.0   | 14.4  |
| 2500-3999                 | 91     | 18    | 73    | 82.7  | 90.0  | 81.1  |
| ≥4000                     | 3      | 1     | 2     | 2.7   | 5.0   | 2.2   |
| % OUT OF HOSPITAL BIRTHS  | 5      | 0     | 5     | 4.5   | 0.0   | 5.6   |
| SPONTANEOUS ABORTION RATE | 5      | 2     | 3     | 3.6   | 4.2   | 3.2   |
| 10-14                     | 0      | 0     | 0     | 0.0   | 0.0   | 0.0   |
| 15-17                     | 0      | 0     | 0     | 0.0   | 0.0   | 0.0   |
| 18-19                     | 0      | 0     | 0     | 0.0   | 0.0   | 0.0   |
| Age of Mother             |        |       |       |       |       |       |
| 20-24                     | 1      | 0     | 1     | 4.0   | 0.0   | 5.9   |
| 25-29                     | 2      | 2     | 0     | 7.2   | 24.7  | 0.0   |
| 30-34                     | 1      | 0     | 1     | 4.5   | 0.0   | 7.5   |
| 35-39                     | 0      | 0     | 0     | 0.0   | 0.0   | 0.0   |
| 40-44                     | 1      | 0     | 1     | 6.4   | 0.0   | 12.2  |
| >44                       | 0      | 0     | 0     | 0.0   | 0.0   | 0.0   |
| INDUCED TERMINATION RATE  | 22     | 5     | 17    | 15.6  | 10.5  | 18.3  |
| 10-14                     | 1      | 0     | 1     | 2.8   | 0.0   | 4.0   |
| 15-17                     | 3      | 2     | 1     | 14.2  | 44.4  | 6.0   |
| 18-19                     | 1      | 0     | 1     | 9.4   | 0.0   | 13.3  |
| Age of Recipient          |        |       |       |       |       |       |
| 20-24                     | 12     | 1     | 11    | 47.8  | 12.3  | 64.7  |
| 25-29                     | 1      | 0     | 1     | 3.6   | 0.0   | 5.1   |
| 30-34                     | 3      | 2     | 1     | 13.6  | 23.3  | 7.5   |
| 35-39                     | 1      | 0     | 1     | 5.5   | 0.0   | 9.6   |
| 40-44                     | 0      | 0     | 0     | 0.0   | 0.0   | 0.0   |
| >44                       | 0      | 0     | 0     | 0.0   | 0.0   | 0.0   |
| MARRIAGES                 | 26     | 13    | 13    | 3.8   | 4.7   | 3.2   |
| DIVORCES                  | 28     | 15    | 13    | 4.1   | 5.4   | 3.2   |

## SELECTED VITAL STATISTICS BY RACE, BY COUNTY, 1989

| ITEM                             | WASHINGTON   |              |              |             |             |             |
|----------------------------------|--------------|--------------|--------------|-------------|-------------|-------------|
|                                  | NUMBER       |              |              | RATE        |             |             |
|                                  | Total        | White        | Black        | Total       | White       | Black       |
| <b>POPULATION</b>                | <b>20741</b> | <b>10059</b> | <b>10682</b> | <b>0.0</b>  | <b>0.0</b>  | <b>0.0</b>  |
| <b>LIVE BIRTHS</b>               | <b>315</b>   | <b>106</b>   | <b>208</b>   | <b>15.2</b> | <b>10.5</b> | <b>19.5</b> |
| 10-14                            | 0            | 0            | 0            | 0.0         | 0.0         | 0.0         |
| 15-17                            | 21           | 3            | 18           | 30.8        | 12.7        | 40.4        |
| 18-19                            | 35           | 7            | 28           | 86.6        | 55.1        | 101.1       |
| Age of Mother                    |              |              |              |             |             |             |
| 20-24                            | 115          | 30           | 85           | 122.3       | 77.7        | 153.4       |
| 25-29                            | 75           | 39           | 36           | 84.7        | 89.4        | 80.2        |
| 30-34                            | 53           | 22           | 31           | 81.7        | 67.3        | 96.3        |
| 35-39                            | 15           | 5            | 9            | 25.0        | 17.5        | 28.7        |
| 40-44                            | 0            | 0            | 0            | 0.0         | 0.0         | 0.0         |
| >44                              | 1            | 0            | 1            | 1.9         | 0.0         | 4.1         |
| <b>UNWED MOTHER BIRTH RATE</b>   | <b>145</b>   | <b>8</b>     | <b>137</b>   | <b>31.2</b> | <b>3.9</b>  | <b>52.4</b> |
| 10-14                            | 0            | 0            | 0            | 0.0         | 0.0         | 0.0         |
| 15-17                            | 17           | 1            | 16           | 24.9        | 4.2         | 35.9        |
| 18-19                            | 25           | 1            | 24           | 61.9        | 7.9         | 86.6        |
| Age of Mother                    |              |              |              |             |             |             |
| 20-24                            | 62           | 3            | 59           | 66.0        | 7.8         | 106.5       |
| 25-29                            | 20           | 1            | 19           | 22.6        | 2.3         | 42.3        |
| 30-34                            | 15           | 2            | 13           | 23.1        | 6.1         | 40.4        |
| 35-39                            | 5            | 0            | 5            | 8.3         | 0.0         | 15.9        |
| 40-44                            | 0            | 0            | 0            | 0.0         | 0.0         | 0.0         |
| >44                              | 1            | 0            | 1            | 1.9         | 0.0         | 4.1         |
| <b>% BIRTH WEIGHT (grams)</b>    |              |              |              |             |             |             |
| <500                             | 0            | 0            | 0            | 0.0         | 0.0         | 0.0         |
| 500-1499                         | 11           | 1            | 9            | 3.5         | 0.9         | 4.3         |
| 1500-2499                        | 26           | 7            | 19           | 8.3         | 6.6         | 9.1         |
| 2500-3999                        | 263          | 88           | 175          | 83.5        | 83.0        | 84.1        |
| ≥4000                            | 15           | 10           | 5            | 4.8         | 9.4         | 2.4         |
| <b>% OUT OF HOSPITAL BIRTHS</b>  | <b>4</b>     | <b>2</b>     | <b>2</b>     | <b>1.3</b>  | <b>1.9</b>  | <b>1.0</b>  |
| <b>SPONTANEOUS ABORTION RATE</b> | <b>15</b>    | <b>6</b>     | <b>9</b>     | <b>3.2</b>  | <b>2.9</b>  | <b>3.4</b>  |
| 10-14                            | 0            | 0            | 0            | 0.0         | 0.0         | 0.0         |
| 15-17                            | 0            | 0            | 0            | 0.0         | 0.0         | 0.0         |
| 18-19                            | 2            | 0            | 2            | 5.0         | 0.0         | 7.2         |
| Age of Mother                    |              |              |              |             |             |             |
| 20-24                            | 0            | 0            | 0            | 0.0         | 0.0         | 0.0         |
| 25-29                            | 10           | 5            | 5            | 11.3        | 11.5        | 11.1        |
| 30-34                            | 2            | 1            | 1            | 3.1         | 3.1         | 3.1         |
| 35-39                            | 1            | 0            | 1            | 1.7         | 0.0         | 3.2         |
| 40-44                            | 0            | 0            | 0            | 0.0         | 0.0         | 0.0         |
| >44                              | 0            | 0            | 0            | 0.0         | 0.0         | 0.0         |
| <b>INDUCED TERMINATION RATE</b>  | <b>48</b>    | <b>20</b>    | <b>28</b>    | <b>10.3</b> | <b>9.8</b>  | <b>10.7</b> |
| 10-14                            | 1            | 0            | 1            | 1.1         | 0.0         | 1.8         |
| 15-17                            | 8            | 5            | 3            | 11.7        | 21.2        | 6.7         |
| 18-19                            | 7            | 3            | 4            | 17.3        | 23.6        | 14.4        |
| Age of Recipient                 |              |              |              |             |             |             |
| 20-24                            | 10           | 4            | 6            | 10.6        | 10.4        | 10.8        |
| 25-29                            | 10           | 4            | 6            | 11.3        | 9.2         | 13.4        |
| 30-34                            | 6            | 3            | 3            | 9.2         | 9.2         | 9.3         |
| 35-39                            | 4            | 1            | 3            | 6.7         | 3.5         | 9.6         |
| 40-44                            | 1            | 0            | 1            | 2.0         | 0.0         | 4.0         |
| >44                              | 1            | 0            | 1            | 1.9         | 0.0         | 4.1         |
| <b>MARRIAGES</b>                 | <b>165</b>   | <b>90</b>    | <b>73</b>    | <b>8.0</b>  | <b>8.9</b>  | <b>6.8</b>  |
| <b>DIVORCES</b>                  | <b>99</b>    | <b>59</b>    | <b>34</b>    | <b>4.8</b>  | <b>5.9</b>  | <b>3.2</b>  |

## SELECTED VITAL STATISTICS BY RACE, BY COUNTY, 1989

| ITEM                             | WAYNE  |       |       |       |       |       |
|----------------------------------|--------|-------|-------|-------|-------|-------|
|                                  | NUMBER |       |       | RATE  |       |       |
|                                  | Total  | White | Black | Total | White | Black |
| <b>POPULATION</b>                | 23685  | 19097 | 4588  | 0.0   | 0.0   | 0.0   |
| <b>LIVE BIRTHS</b>               | 358    | 265   | 92    | 15.1  | 13.9  | 20.1  |
| 10-14                            | 5      | 0     | 5     | 4.8   | 0.0   | 21.0  |
| 15-17                            | 35     | 24    | 11    | 47.9  | 43.4  | 61.8  |
| 18-19                            | 47     | 33    | 14    | 113.8 | 110.4 | 122.8 |
| Age of Mother                    |        |       |       |       |       |       |
| 20-24                            | 120    | 91    | 29    | 122.1 | 119.7 | 130.0 |
| 25-29                            | 93     | 73    | 20    | 104.4 | 104.0 | 105.8 |
| 30-34                            | 47     | 36    | 10    | 54.1  | 49.7  | 69.0  |
| 35-39                            | 11     | 8     | 3     | 15.3  | 13.1  | 27.0  |
| 40-44                            | 0      | 0     | 0     | 0.0   | 0.0   | 0.0   |
| >44                              | 0      | 0     | 0     | 0.0   | 0.0   | 0.0   |
| <b>UNWED MOTHER BIRTH RATE</b>   | 109    | 43    | 66    | 20.8  | 10.3  | 61.8  |
| 10-14                            | 5      | 0     | 5     | 4.8   | 0.0   | 21.0  |
| 15-17                            | 20     | 9     | 11    | 27.4  | 16.3  | 61.8  |
| 18-19                            | 19     | 7     | 12    | 46.0  | 23.4  | 105.3 |
| Age of Mother                    |        |       |       |       |       |       |
| 20-24                            | 36     | 14    | 22    | 36.6  | 18.4  | 98.7  |
| 25-29                            | 20     | 11    | 9     | 22.4  | 15.7  | 47.6  |
| 30-34                            | 6      | 1     | 5     | 6.9   | 1.4   | 34.5  |
| 35-39                            | 3      | 1     | 2     | 4.2   | 1.6   | 18.0  |
| 40-44                            | 0      | 0     | 0     | 0.0   | 0.0   | 0.0   |
| >44                              | 0      | 0     | 0     | 0.0   | 0.0   | 0.0   |
| <b>% BIRTH WEIGHT (grams)</b>    |        |       |       |       |       |       |
| <500                             | 0      | 0     | 0     | 0.0   | 0.0   | 0.0   |
| 500-1499                         | 3      | 2     | 1     | 0.8   | 0.8   | 1.1   |
| 1500-2499                        | 29     | 18    | 11    | 8.1   | 6.8   | 12.0  |
| 2500-3999                        | 285    | 206   | 78    | 79.6  | 77.7  | 84.8  |
| ≥4000                            | 41     | 39    | 2     | 11.5  | 14.7  | 2.2   |
| <b>% OUT OF HOSPITAL BIRTHS</b>  | 6      | 5     | 1     | 1.7   | 1.9   | 1.1   |
| <b>SPONTANEOUS ABORTION RATE</b> | 11     | 5     | 6     | 2.1   | 1.2   | 5.6   |
| 10-14                            | 1      | 0     | 1     | 1.0   | 0.0   | 4.2   |
| 15-17                            | 1      | 0     | 1     | 1.4   | 0.0   | 5.6   |
| 18-19                            | 2      | 1     | 1     | 4.8   | 3.3   | 8.8   |
| Age of Mother                    |        |       |       |       |       |       |
| 20-24                            | 4      | 2     | 2     | 4.1   | 2.6   | 9.0   |
| 25-29                            | 1      | 1     | 0     | 1.1   | 1.4   | 0.0   |
| 30-34                            | 2      | 1     | 1     | 2.3   | 1.4   | 6.9   |
| 35-39                            | 0      | 0     | 0     | 0.0   | 0.0   | 0.0   |
| 40-44                            | 0      | 0     | 0     | 0.0   | 0.0   | 0.0   |
| >44                              | 0      | 0     | 0     | 0.0   | 0.0   | 0.0   |
| <b>INDUCED TERMINATION RATE</b>  | 39     | 26    | 13    | 7.5   | 6.2   | 12.2  |
| 10-14                            | 0      | 0     | 0     | 0.0   | 0.0   | 0.0   |
| 15-17                            | 5      | 3     | 2     | 6.8   | 5.4   | 11.2  |
| 18-19                            | 6      | 5     | 1     | 14.5  | 16.7  | 8.8   |
| Age of Recipient                 |        |       |       |       |       |       |
| 20-24                            | 16     | 13    | 3     | 16.3  | 17.1  | 13.5  |
| 25-29                            | 7      | 3     | 4     | 7.9   | 4.3   | 21.2  |
| 30-34                            | 3      | 0     | 3     | 3.5   | 0.0   | 20.7  |
| 35-39                            | 1      | 1     | 0     | 1.4   | 1.6   | 0.0   |
| 40-44                            | 1      | 1     | 0     | 1.6   | 1.9   | 0.0   |
| >44                              | 0      | 0     | 0     | 0.0   | 0.0   | 0.0   |
| <b>MARRIAGES</b>                 | 38     | 33    | 5     | 1.6   | 1.7   | 1.1   |
| <b>DIVORCES</b>                  | 124    | 103   | 17    | 5.2   | 5.4   | 3.7   |

## SELECTED VITAL STATISTICS BY RACE, BY COUNTY, 1989

| ITEM                             | WEBSTER     |             |             |             |             |             |
|----------------------------------|-------------|-------------|-------------|-------------|-------------|-------------|
|                                  | NUMBER      |             |             | RATE        |             |             |
|                                  | Total       | White       | Black       | Total       | White       | Black       |
| <b>POPULATION</b>                | <b>2429</b> | <b>1192</b> | <b>1237</b> | <b>0.0</b>  | <b>0.0</b>  | <b>0.0</b>  |
| <b>LIVE BIRTHS</b>               | <b>26</b>   | <b>11</b>   | <b>15</b>   | <b>10.7</b> | <b>9.2</b>  | <b>12.1</b> |
| 10-14                            | 1           | 0           | 1           | 7.2         | 0.0         | 11.0        |
| 15-17                            | 1           | 1           | 0           | 12.3        | 34.5        | 0.0         |
| 18-19                            | 5           | 2           | 3           | 156.2       | 166.7       | 150.0       |
| Age of Mother                    |             |             |             |             |             |             |
| 20-24                            | 9           | 3           | 6           | 86.5        | 76.9        | 92.3        |
| 25-29                            | 9           | 5           | 4           | 103.4       | 102.0       | 105.3       |
| 30-34                            | 0           | 0           | 0           | 0.0         | 0.0         | 0.0         |
| 35-39                            | 1           | 0           | 1           | 18.9        | 0.0         | 47.6        |
| 40-44                            | 0           | 0           | 0           | 0.0         | 0.0         | 0.0         |
| >44                              | 0           | 0           | 0           | 0.0         | 0.0         | 0.0         |
| <b>UNWED MOTHER BIRTH RATE</b>   | <b>10</b>   | <b>2</b>    | <b>8</b>    | <b>20.1</b> | <b>8.5</b>  | <b>30.3</b> |
| 10-14                            | 1           | 0           | 1           | 7.2         | 0.0         | 11.0        |
| 15-17                            | 1           | 1           | 0           | 12.3        | 34.5        | 0.0         |
| 18-19                            | 3           | 0           | 3           | 93.7        | 0.0         | 150.0       |
| Age of Mother                    |             |             |             |             |             |             |
| 20-24                            | 4           | 1           | 3           | 38.5        | 25.6        | 46.2        |
| 25-29                            | 1           | 0           | 1           | 11.5        | 0.0         | 26.3        |
| 30-34                            | 0           | 0           | 0           | 0.0         | 0.0         | 0.0         |
| 35-39                            | 0           | 0           | 0           | 0.0         | 0.0         | 0.0         |
| 40-44                            | 0           | 0           | 0           | 0.0         | 0.0         | 0.0         |
| >44                              | 0           | 0           | 0           | 0.0         | 0.0         | 0.0         |
| <b>% BIRTH WEIGHT (grams)</b>    |             |             |             |             |             |             |
| <500                             | 0           | 0           | 0           | 0.0         | 0.0         | 0.0         |
| 500-1499                         | 0           | 0           | 0           | 0.0         | 0.0         | 0.0         |
| 1500-2499                        | 3           | 1           | 2           | 11.5        | 9.1         | 13.3        |
| 2500-3999                        | 23          | 10          | 13          | 88.5        | 90.9        | 86.7        |
| ≥4000                            | 0           | 0           | 0           | 0.0         | 0.0         | 0.0         |
| <b>% OUT OF HOSPITAL BIRTHS</b>  | <b>0</b>    | <b>0</b>    | <b>0</b>    | <b>0.0</b>  | <b>0.0</b>  | <b>0.0</b>  |
| <b>SPONTANEOUS ABORTION RATE</b> | <b>0</b>    | <b>0</b>    | <b>0</b>    | <b>0.0</b>  | <b>0.0</b>  | <b>0.0</b>  |
| 10-14                            | 0           | 0           | 0           | 0.0         | 0.0         | 0.0         |
| 15-17                            | 0           | 0           | 0           | 0.0         | 0.0         | 0.0         |
| 18-19                            | 0           | 0           | 0           | 0.0         | 0.0         | 0.0         |
| Age of Mother                    |             |             |             |             |             |             |
| 20-24                            | 0           | 0           | 0           | 0.0         | 0.0         | 0.0         |
| 25-29                            | 0           | 0           | 0           | 0.0         | 0.0         | 0.0         |
| 30-34                            | 0           | 0           | 0           | 0.0         | 0.0         | 0.0         |
| 35-39                            | 0           | 0           | 0           | 0.0         | 0.0         | 0.0         |
| 40-44                            | 0           | 0           | 0           | 0.0         | 0.0         | 0.0         |
| >44                              | 0           | 0           | 0           | 0.0         | 0.0         | 0.0         |
| <b>INDUCED TERMINATION RATE</b>  | <b>6</b>    | <b>3</b>    | <b>3</b>    | <b>12.0</b> | <b>12.8</b> | <b>11.4</b> |
| 10-14                            | 0           | 0           | 0           | 0.0         | 0.0         | 0.0         |
| 15-17                            | 0           | 0           | 0           | 0.0         | 0.0         | 0.0         |
| 18-19                            | 1           | 0           | 1           | 31.2        | 0.0         | 50.0        |
| Age of Recipient                 |             |             |             |             |             |             |
| 20-24                            | 2           | 1           | 1           | 19.2        | 25.6        | 15.4        |
| 25-29                            | 1           | 0           | 1           | 11.5        | 0.0         | 26.3        |
| 30-34                            | 1           | 1           | 0           | 11.4        | 23.3        | 0.0         |
| 35-39                            | 0           | 0           | 0           | 0.0         | 0.0         | 0.0         |
| 40-44                            | 1           | 1           | 0           | 18.9        | 33.3        | 0.0         |
| >44                              | 0           | 0           | 0           | 0.0         | 0.0         | 0.0         |
| <b>MARRIAGES</b>                 | <b>19</b>   | <b>13</b>   | <b>6</b>    | <b>7.8</b>  | <b>10.9</b> | <b>4.9</b>  |
| <b>DIVORCES</b>                  | <b>5</b>    | <b>5</b>    | <b>0</b>    | <b>2.1</b>  | <b>4.2</b>  | <b>0.0</b>  |



## SELECTED VITAL STATISTICS BY RACE, BY COUNTY, 1989

| ITEM                      | WHEELER |       |       |       |       |       |
|---------------------------|---------|-------|-------|-------|-------|-------|
|                           | NUMBER  |       |       | RATE  |       |       |
|                           | Total   | White | Black | Total | White | Black |
| POPULATION                | 5041    | 3543  | 1498  | 0.0   | 0.0   | 0.0   |
| LIVE BIRTHS               | 79      | 54    | 24    | 15.7  | 15.2  | 16.0  |
| 10-14                     | 0       | 0     | 0     | 0.0   | 0.0   | 0.0   |
| 15-17                     | 8       | 4     | 4     | 51.6  | 41.7  | 67.8  |
| 18-19                     | 11      | 8     | 3     | 137.5 | 145.5 | 120.0 |
| Age of Mother             |         |       |       |       |       |       |
| 20-24                     | 31      | 20    | 11    | 203.9 | 194.2 | 224.5 |
| 25-29                     | 18      | 14    | 4     | 101.7 | 114.8 | 72.7  |
| 30-34                     | 6       | 4     | 1     | 34.5  | 31.5  | 21.3  |
| 35-39                     | 5       | 4     | 1     | 37.6  | 40.8  | 28.6  |
| 40-44                     | 0       | 0     | 0     | 0.0   | 0.0   | 0.0   |
| >44                       | 0       | 0     | 0     | 0.0   | 0.0   | 0.0   |
| UNWED MOTHER BIRTH RATE   | 26      | 11    | 15    | 26.5  | 16.2  | 49.7  |
| 10-14                     | 0       | 0     | 0     | 0.0   | 0.0   | 0.0   |
| 15-17                     | 6       | 2     | 4     | 38.7  | 20.8  | 67.8  |
| 18-19                     | 2       | 1     | 1     | 25.0  | 18.2  | 40.0  |
| Age of Mother             |         |       |       |       |       |       |
| 20-24                     | 10      | 4     | 6     | 65.8  | 38.8  | 122.4 |
| 25-29                     | 3       | 1     | 2     | 16.9  | 8.2   | 36.4  |
| 30-34                     | 3       | 2     | 1     | 17.2  | 15.7  | 21.3  |
| 35-39                     | 2       | 1     | 1     | 15.0  | 10.2  | 28.6  |
| 40-44                     | 0       | 0     | 0     | 0.0   | 0.0   | 0.0   |
| >44                       | 0       | 0     | 0     | 0.0   | 0.0   | 0.0   |
| % BIRTH WEIGHT (grams)    |         |       |       |       |       |       |
| <500                      | 0       | 0     | 0     | 0.0   | 0.0   | 0.0   |
| 500-1499                  | 1       | 0     | 1     | 1.3   | 0.0   | 4.2   |
| 1500-2499                 | 6       | 4     | 2     | 7.6   | 7.4   | 8.3   |
| 2500-3999                 | 66      | 47    | 18    | 83.5  | 87.0  | 75.0  |
| ≥4000                     | 6       | 3     | 3     | 7.6   | 5.6   | 12.5  |
| % OUT OF HOSPITAL BIRTHS  | 0       | 0     | 0     | 0.0   | 0.0   | 0.0   |
| SPONTANEOUS ABORTION RATE | 4       | 1     | 3     | 4.1   | 1.5   | 9.9   |
| 10-14                     | 0       | 0     | 0     | 0.0   | 0.0   | 0.0   |
| 15-17                     | 0       | 0     | 0     | 0.0   | 0.0   | 0.0   |
| 18-19                     | 1       | 0     | 1     | 12.5  | 0.0   | 40.0  |
| Age of Mother             |         |       |       |       |       |       |
| 20-24                     | 2       | 0     | 2     | 13.2  | 0.0   | 40.8  |
| 25-29                     | 0       | 0     | 0     | 0.0   | 0.0   | 0.0   |
| 30-34                     | 1       | 1     | 0     | 5.7   | 7.9   | 0.0   |
| 35-39                     | 0       | 0     | 0     | 0.0   | 0.0   | 0.0   |
| 40-44                     | 0       | 0     | 0     | 0.0   | 0.0   | 0.0   |
| >44                       | 0       | 0     | 0     | 0.0   | 0.0   | 0.0   |
| INDUCED TERMINATION RATE  | 4       | 4     | 0     | 4.1   | 5.9   | 0.0   |
| 10-14                     | 0       | 0     | 0     | 0.0   | 0.0   | 0.0   |
| 15-17                     | 1       | 1     | 0     | 6.5   | 10.4  | 0.0   |
| 18-19                     | 0       | 0     | 0     | 0.0   | 0.0   | 0.0   |
| Age of Recipient          |         |       |       |       |       |       |
| 20-24                     | 3       | 3     | 0     | 19.7  | 29.1  | 0.0   |
| 25-29                     | 0       | 0     | 0     | 0.0   | 0.0   | 0.0   |
| 30-34                     | 0       | 0     | 0     | 0.0   | 0.0   | 0.0   |
| 35-39                     | 0       | 0     | 0     | 0.0   | 0.0   | 0.0   |
| 40-44                     | 0       | 0     | 0     | 0.0   | 0.0   | 0.0   |
| >44                       | 0       | 0     | 0     | 0.0   | 0.0   | 0.0   |
| MARRIAGES                 | 40      | 29    | 11    | 7.9   | 8.2   | 7.3   |
| DIVORCES                  | 9       | 6     | 2     | 1.8   | 1.7   | 1.3   |

## SELECTED VITAL STATISTICS BY RACE, BY COUNTY, 1989

| ITEM                             | WHITE  |       |       |       |       |       |
|----------------------------------|--------|-------|-------|-------|-------|-------|
|                                  | NUMBER |       |       | RATE  |       |       |
|                                  | Total  | White | Black | Total | White | Black |
| <b>POPULATION</b>                | 11546  | 11060 | 486   | 0.0   | 0.0   | 0.0   |
| <b>LIVE BIRTHS</b>               | 175    | 171   | 4     | 15.2  | 15.5  | 8.2   |
| 10-14                            | 1      | 1     | 0     | 2.3   | 2.4   | 0.0   |
| 15-17                            | 10     | 10    | 0     | 33.9  | 37.0  | 0.0   |
| 18-19                            | 11     | 11    | 0     | 40.4  | 43.1  | 0.0   |
| Age of Mother                    |        |       |       |       |       |       |
| 20-24                            | 60     | 59    | 1     | 134.5 | 141.5 | 34.5  |
| 25-29                            | 46     | 44    | 2     | 123.7 | 125.4 | 95.2  |
| 30-34                            | 31     | 31    | 0     | 72.6  | 76.0  | 0.0   |
| 35-39                            | 16     | 15    | 1     | 42.3  | 40.9  | 90.9  |
| 40-44                            | 0      | 0     | 0     | 0.0   | 0.0   | 0.0   |
| >44                              | 0      | 0     | 0     | 0.0   | 0.0   | 0.0   |
| <b>UNWED MOTHER BIRTH RATE</b>   | 33     | 31    | 2     | 13.1  | 13.0  | 14.7  |
| 10-14                            | 0      | 0     | 0     | 0.0   | 0.0   | 0.0   |
| 15-17                            | 5      | 5     | 0     | 16.9  | 18.5  | 0.0   |
| 18-19                            | 2      | 2     | 0     | 7.4   | 7.8   | 0.0   |
| Age of Mother                    |        |       |       |       |       |       |
| 20-24                            | 10     | 9     | 1     | 22.4  | 21.6  | 34.5  |
| 25-29                            | 10     | 9     | 1     | 26.9  | 25.6  | 47.6  |
| 30-34                            | 5      | 5     | 0     | 11.7  | 12.3  | 0.0   |
| 35-39                            | 1      | 1     | 0     | 2.6   | 2.7   | 0.0   |
| 40-44                            | 0      | 0     | 0     | 0.0   | 0.0   | 0.0   |
| >44                              | 0      | 0     | 0     | 0.0   | 0.0   | 0.0   |
| <b>% BIRTH WEIGHT (grams)</b>    |        |       |       |       |       |       |
| <500                             | 0      | 0     | 0     | 0.0   | 0.0   | 0.0   |
| 500-1499                         | 0      | 0     | 0     | 0.0   | 0.0   | 0.0   |
| 1500-2499                        | 12     | 11    | 1     | 6.9   | 6.4   | 25.0  |
| 2500-3999                        | 140    | 137   | 3     | 80.0  | 80.1  | 75.0  |
| ≥4000                            | 23     | 23    | 0     | 13.1  | 13.5  | 0.0   |
| <b>% OUT OF HOSPITAL BIRTHS</b>  | 3      | 2     | 1     | 1.7   | 1.2   | 25.0  |
| <b>SPONTANEOUS ABORTION RATE</b> | 20     | 19    | 0     | 7.9   | 8.0   | 0.0   |
| 10-14                            | 0      | 0     | 0     | 0.0   | 0.0   | 0.0   |
| 15-17                            | 0      | 0     | 0     | 0.0   | 0.0   | 0.0   |
| 18-19                            | 2      | 2     | 0     | 7.4   | 7.8   | 0.0   |
| Age of Mother                    |        |       |       |       |       |       |
| 20-24                            | 4      | 3     | 0     | 9.0   | 7.2   | 0.0   |
| 25-29                            | 10     | 10    | 0     | 26.9  | 28.5  | 0.0   |
| 30-34                            | 3      | 3     | 0     | 7.0   | 7.4   | 0.0   |
| 35-39                            | 1      | 1     | 0     | 2.6   | 2.7   | 0.0   |
| 40-44                            | 0      | 0     | 0     | 0.0   | 0.0   | 0.0   |
| >44                              | 0      | 0     | 0     | 0.0   | 0.0   | 0.0   |
| <b>INDUCED TERMINATION RATE</b>  | 34     | 30    | 3     | 13.5  | 12.6  | 22.1  |
| 10-14                            | 1      | 1     | 0     | 2.3   | 2.4   | 0.0   |
| 15-17                            | 3      | 3     | 0     | 10.2  | 11.1  | 0.0   |
| 18-19                            | 8      | 8     | 0     | 29.4  | 31.4  | 0.0   |
| Age of Recipient                 |        |       |       |       |       |       |
| 20-24                            | 7      | 7     | 0     | 15.7  | 16.8  | 0.0   |
| 25-29                            | 6      | 4     | 2     | 16.1  | 11.4  | 95.2  |
| 30-34                            | 3      | 2     | 1     | 7.0   | 4.9   | 52.6  |
| 35-39                            | 6      | 5     | 0     | 15.9  | 13.6  | 0.0   |
| 40-44                            | 0      | 0     | 0     | 0.0   | 0.0   | 0.0   |
| >44                              | 0      | 0     | 0     | 0.0   | 0.0   | 0.0   |
| <b>MARRIAGES</b>                 | 132    | 126   | 6     | 11.4  | 11.4  | 12.3  |
| <b>DIVORCES</b>                  | 46     | 45    | 0     | 4.0   | 4.1   | 0.0   |

## SELECTED VITAL STATISTICS BY RACE, BY COUNTY, 1989

| ITEM                             | WHITFIELD    |              |             |             |             |             |
|----------------------------------|--------------|--------------|-------------|-------------|-------------|-------------|
|                                  | NUMBER       |              |             | RATE        |             |             |
|                                  | Total        | White        | Black       | Total       | White       | Black       |
| <b>POPULATION</b>                | <b>76011</b> | <b>72469</b> | <b>3542</b> | <b>0.0</b>  | <b>0.0</b>  | <b>0.0</b>  |
| <b>LIVE BIRTHS</b>               | <b>1223</b>  | <b>1172</b>  | <b>44</b>   | <b>16.1</b> | <b>16.2</b> | <b>12.4</b> |
| 10-14                            | 4            | 4            | 0           | 1.2         | 1.3         | 0.0         |
| 15-17                            | 108          | 104          | 2           | 50.3        | 50.9        | 19.2        |
| 18-19                            | 192          | 184          | 8           | 150.0       | 149.1       | 173.9       |
| Age of Mother                    |              |              |             |             |             |             |
| 20-24                            | 428          | 414          | 14          | 128.7       | 131.5       | 79.1        |
| 25-29                            | 315          | 301          | 12          | 98.0        | 98.3        | 78.4        |
| 30-34                            | 134          | 128          | 5           | 42.0        | 42.2        | 32.7        |
| 35-39                            | 34           | 30           | 3           | 12.8        | 11.7        | 30.0        |
| 40-44                            | 7            | 6            | 0           | 3.1         | 2.8         | 0.0         |
| >44                              | 1            | 1            | 0           | 0.5         | 0.5         | 0.0         |
| <b>UNWED MOTHER BIRTH RATE</b>   | <b>256</b>   | <b>232</b>   | <b>23</b>   | <b>14.2</b> | <b>13.5</b> | <b>27.6</b> |
| 10-14                            | 4            | 4            | 0           | 1.2         | 1.3         | 0.0         |
| 15-17                            | 45           | 42           | 2           | 20.9        | 20.5        | 19.2        |
| 18-19                            | 68           | 61           | 7           | 53.1        | 49.4        | 152.2       |
| Age of Mother                    |              |              |             |             |             |             |
| 20-24                            | 84           | 77           | 7           | 25.3        | 24.5        | 39.5        |
| 25-29                            | 34           | 28           | 6           | 10.6        | 9.1         | 39.2        |
| 30-34                            | 17           | 16           | 1           | 5.3         | 5.3         | 6.5         |
| 35-39                            | 2            | 2            | 0           | 0.8         | 0.8         | 0.0         |
| 40-44                            | 2            | 2            | 0           | 0.9         | 0.9         | 0.0         |
| >44                              | 0            | 0            | 0           | 0.0         | 0.0         | 0.0         |
| <b>% BIRTH WEIGHT (grams)</b>    |              |              |             |             |             |             |
| <500                             | 0            | 0            | 0           | 0.0         | 0.0         | 0.0         |
| 500-1499                         | 11           | 9            | 2           | 0.9         | 0.8         | 4.5         |
| 1500-2499                        | 82           | 78           | 3           | 6.7         | 6.7         | 6.8         |
| 2500-3999                        | 991          | 948          | 37          | 81.0        | 80.9        | 84.1        |
| ≥4000                            | 139          | 137          | 2           | 11.4        | 11.7        | 4.5         |
| <b>% OUT OF HOSPITAL BIRTHS</b>  | <b>14</b>    | <b>14</b>    | <b>0</b>    | <b>1.1</b>  | <b>1.2</b>  | <b>0.0</b>  |
| <b>SPONTANEOUS ABORTION RATE</b> | <b>110</b>   | <b>107</b>   | <b>2</b>    | <b>6.1</b>  | <b>6.2</b>  | <b>2.4</b>  |
| 10-14                            | 1            | 1            | 0           | 0.3         | 0.3         | 0.0         |
| 15-17                            | 9            | 9            | 0           | 4.2         | 4.4         | 0.0         |
| 18-19                            | 18           | 18           | 0           | 14.1        | 14.6        | 0.0         |
| Age of Mother                    |              |              |             |             |             |             |
| 20-24                            | 31           | 30           | 1           | 9.3         | 9.5         | 5.6         |
| 25-29                            | 27           | 26           | 1           | 8.4         | 8.5         | 6.5         |
| 30-34                            | 19           | 19           | 0           | 6.0         | 6.3         | 0.0         |
| 35-39                            | 5            | 4            | 0           | 1.9         | 1.6         | 0.0         |
| 40-44                            | 0            | 0            | 0           | 0.0         | 0.0         | 0.0         |
| >44                              | 0            | 0            | 0           | 0.0         | 0.0         | 0.0         |
| <b>INDUCED TERMINATION RATE</b>  | <b>300</b>   | <b>274</b>   | <b>17</b>   | <b>16.6</b> | <b>15.9</b> | <b>20.4</b> |
| 10-14                            | 2            | 1            | 1           | 0.6         | 0.3         | 6.9         |
| 15-17                            | 32           | 30           | 2           | 14.9        | 14.7        | 19.2        |
| 18-19                            | 60           | 56           | 2           | 46.9        | 45.4        | 43.5        |
| Age of Recipient                 |              |              |             |             |             |             |
| 20-24                            | 87           | 82           | 5           | 26.2        | 26.0        | 28.2        |
| 25-29                            | 59           | 53           | 2           | 18.4        | 17.3        | 13.1        |
| 30-34                            | 30           | 25           | 3           | 9.4         | 8.2         | 19.6        |
| 35-39                            | 20           | 18           | 1           | 7.5         | 7.0         | 10.0        |
| 40-44                            | 10           | 9            | 1           | 4.5         | 4.2         | 10.0        |
| >44                              | 0            | 0            | 0           | 0.0         | 0.0         | 0.0         |
| <b>MARRIAGES</b>                 | <b>396</b>   | <b>370</b>   | <b>19</b>   | <b>5.2</b>  | <b>5.1</b>  | <b>5.4</b>  |
| <b>DIVORCES</b>                  | <b>712</b>   | <b>637</b>   | <b>24</b>   | <b>9.4</b>  | <b>8.8</b>  | <b>6.8</b>  |

## SELECTED VITAL STATISTICS BY RACE, BY COUNTY, 1989

| ITEM                             | WILCOX      |             |             |             |            |             |
|----------------------------------|-------------|-------------|-------------|-------------|------------|-------------|
|                                  | NUMBER      |             |             | RATE        |            |             |
|                                  | Total       | White       | Black       | Total       | White      | Black       |
| <b>POPULATION</b>                | <b>7754</b> | <b>5278</b> | <b>2476</b> | <b>0.0</b>  | <b>0.0</b> | <b>0.0</b>  |
| <b>LIVE BIRTHS</b>               | <b>101</b>  | <b>43</b>   | <b>58</b>   | <b>13.0</b> | <b>8.1</b> | <b>23.4</b> |
| 10-14                            | 0           | 0           | 0           | 0.0         | 0.0        | 0.0         |
| 15-17                            | 15          | 4           | 11          | 67.6        | 29.2       | 129.4       |
| 18-19                            | 13          | 4           | 9           | 108.3       | 53.3       | 200.0       |
| Age of Mother                    |             |             |             |             |            |             |
| 20-24                            | 33          | 15          | 18          | 117.0       | 88.2       | 160.7       |
| 25-29                            | 23          | 14          | 9           | 87.8        | 79.5       | 104.7       |
| 30-34                            | 12          | 5           | 7           | 44.0        | 25.9       | 87.5        |
| 35-39                            | 5           | 1           | 4           | 23.8        | 6.7        | 65.6        |
| 40-44                            | 0           | 0           | 0           | 0.0         | 0.0        | 0.0         |
| >44                              | 0           | 0           | 0           | 0.0         | 0.0        | 0.0         |
| <b>UNWED MOTHER BIRTH RATE</b>   | <b>50</b>   | <b>8</b>    | <b>42</b>   | <b>32.0</b> | <b>7.7</b> | <b>80.3</b> |
| 10-14                            | 0           | 0           | 0           | 0.0         | 0.0        | 0.0         |
| 15-17                            | 14          | 3           | 11          | 63.1        | 21.9       | 129.4       |
| 18-19                            | 10          | 2           | 8           | 83.3        | 26.7       | 177.8       |
| Age of Mother                    |             |             |             |             |            |             |
| 20-24                            | 13          | 2           | 11          | 46.1        | 11.8       | 98.2        |
| 25-29                            | 5           | 0           | 5           | 19.1        | 0.0        | 58.1        |
| 30-34                            | 4           | 0           | 4           | 14.7        | 0.0        | 50.0        |
| 35-39                            | 4           | 1           | 3           | 19.0        | 6.7        | 49.2        |
| 40-44                            | 0           | 0           | 0           | 0.0         | 0.0        | 0.0         |
| >44                              | 0           | 0           | 0           | 0.0         | 0.0        | 0.0         |
| <b>% BIRTH WEIGHT (grams)</b>    |             |             |             |             |            |             |
| <500                             | 0           | 0           | 0           | 0.0         | 0.0        | 0.0         |
| 500-1499                         | 2           | 0           | 2           | 2.0         | 0.0        | 3.4         |
| 1500-2499                        | 4           | 1           | 3           | 4.0         | 2.3        | 5.2         |
| 2500-3999                        | 88          | 40          | 48          | 87.1        | 93.0       | 82.8        |
| ≥4000                            | 7           | 2           | 5           | 6.9         | 4.7        | 8.6         |
| <b>% OUT OF HOSPITAL BIRTHS</b>  | <b>0</b>    | <b>0</b>    | <b>0</b>    | <b>0.0</b>  | <b>0.0</b> | <b>0.0</b>  |
| <b>SPONTANEOUS ABORTION RATE</b> | <b>6</b>    | <b>2</b>    | <b>4</b>    | <b>3.8</b>  | <b>1.9</b> | <b>7.6</b>  |
| 10-14                            | 0           | 0           | 0           | 0.0         | 0.0        | 0.0         |
| 15-17                            | 0           | 0           | 0           | 0.0         | 0.0        | 0.0         |
| 18-19                            | 0           | 0           | 0           | 0.0         | 0.0        | 0.0         |
| Age of Mother                    |             |             |             |             |            |             |
| 20-24                            | 4           | 1           | 3           | 14.2        | 5.9        | 26.8        |
| 25-29                            | 1           | 1           | 0           | 3.8         | 5.7        | 0.0         |
| 30-34                            | 1           | 0           | 1           | 3.7         | 0.0        | 12.5        |
| 35-39                            | 0           | 0           | 0           | 0.0         | 0.0        | 0.0         |
| 40-44                            | 0           | 0           | 0           | 0.0         | 0.0        | 0.0         |
| >44                              | 0           | 0           | 0           | 0.0         | 0.0        | 0.0         |
| <b>INDUCED TERMINATION RATE</b>  | <b>12</b>   | <b>7</b>    | <b>5</b>    | <b>7.7</b>  | <b>6.7</b> | <b>9.6</b>  |
| 10-14                            | 0           | 0           | 0           | 0.0         | 0.0        | 0.0         |
| 15-17                            | 3           | 3           | 0           | 13.5        | 21.9       | 0.0         |
| 18-19                            | 1           | 1           | 0           | 8.3         | 13.3       | 0.0         |
| Age of Recipient                 |             |             |             |             |            |             |
| 20-24                            | 2           | 2           | 0           | 7.1         | 11.8       | 0.0         |
| 25-29                            | 4           | 0           | 4           | 15.3        | 0.0        | 46.5        |
| 30-34                            | 2           | 1           | 1           | 7.3         | 5.2        | 12.5        |
| 35-39                            | 0           | 0           | 0           | 0.0         | 0.0        | 0.0         |
| 40-44                            | 0           | 0           | 0           | 0.0         | 0.0        | 0.0         |
| >44                              | 0           | 0           | 0           | 0.0         | 0.0        | 0.0         |
| <b>MARRIAGES</b>                 | <b>32</b>   | <b>21</b>   | <b>11</b>   | <b>4.1</b>  | <b>4.0</b> | <b>4.4</b>  |
| <b>DIVORCES</b>                  | <b>34</b>   | <b>28</b>   | <b>6</b>    | <b>4.4</b>  | <b>5.3</b> | <b>2.4</b>  |

## SELECTED VITAL STATISTICS BY RACE, BY COUNTY, 1989

| ITEM                             | WILKES |       |       |       |       |       |
|----------------------------------|--------|-------|-------|-------|-------|-------|
|                                  | NUMBER |       |       | RATE  |       |       |
|                                  | Total  | White | Black | Total | White | Black |
| <b>POPULATION</b>                | 12125  | 6536  | 5589  | 0.0   | 0.0   | 0.0   |
| <b>LIVE BIRTHS</b>               | 141    | 68    | 73    | 11.6  | 10.4  | 13.1  |
| 10-14                            | 1      | 0     | 1     | 2.1   | 0.0   | 3.8   |
| 15-17                            | 9      | 1     | 8     | 24.0  | 6.0   | 38.5  |
| 18-19                            | 13     | 3     | 10    | 64.4  | 37.5  | 82.0  |
| Age of Mother                    |        |       |       |       |       |       |
| 20-24                            | 52     | 21    | 31    | 116.3 | 97.7  | 133.6 |
| 25-29                            | 44     | 25    | 19    | 97.8  | 117.9 | 79.8  |
| 30-34                            | 19     | 15    | 4     | 45.6  | 61.7  | 23.0  |
| 35-39                            | 3      | 3     | 0     | 8.8   | 16.1  | 0.0   |
| 40-44                            | 0      | 0     | 0     | 0.0   | 0.0   | 0.0   |
| >44                              | 0      | 0     | 0     | 0.0   | 0.0   | 0.0   |
| <b>UNWED MOTHER BIRTH RATE</b>   | 50     | 3     | 47    | 19.6  | 2.3   | 37.4  |
| 10-14                            | 1      | 0     | 1     | 2.1   | 0.0   | 3.8   |
| 15-17                            | 8      | 0     | 8     | 21.3  | 0.0   | 38.5  |
| 18-19                            | 10     | 0     | 10    | 49.5  | 0.0   | 82.0  |
| Age of Mother                    |        |       |       |       |       |       |
| 20-24                            | 20     | 2     | 18    | 44.7  | 9.3   | 77.6  |
| 25-29                            | 10     | 1     | 9     | 22.2  | 4.7   | 37.8  |
| 30-34                            | 1      | 0     | 1     | 2.4   | 0.0   | 5.7   |
| 35-39                            | 0      | 0     | 0     | 0.0   | 0.0   | 0.0   |
| 40-44                            | 0      | 0     | 0     | 0.0   | 0.0   | 0.0   |
| >44                              | 0      | 0     | 0     | 0.0   | 0.0   | 0.0   |
| <b>% BIRTH WEIGHT (grams)</b>    |        |       |       |       |       |       |
| <500                             | 0      | 0     | 0     | 0.0   | 0.0   | 0.0   |
| 500-1499                         | 2      | 0     | 2     | 1.4   | 0.0   | 2.7   |
| 1500-2499                        | 9      | 3     | 6     | 6.4   | 4.4   | 8.2   |
| 2500-3999                        | 116    | 56    | 60    | 82.3  | 82.4  | 82.2  |
| ≥4000                            | 14     | 9     | 5     | 9.9   | 13.2  | 6.8   |
| <b>% OUT OF HOSPITAL BIRTHS</b>  | 1      | 0     | 1     | 0.7   | 0.0   | 1.4   |
| <b>SPONTANEOUS ABORTION RATE</b> | 8      | 4     | 4     | 3.1   | 3.1   | 3.2   |
| 10-14                            | 0      | 0     | 0     | 0.0   | 0.0   | 0.0   |
| 15-17                            | 0      | 0     | 0     | 0.0   | 0.0   | 0.0   |
| 18-19                            | 2      | 0     | 2     | 9.9   | 0.0   | 16.4  |
| Age of Mother                    |        |       |       |       |       |       |
| 20-24                            | 2      | 0     | 2     | 4.5   | 0.0   | 8.6   |
| 25-29                            | 1      | 1     | 0     | 2.2   | 4.7   | 0.0   |
| 30-34                            | 2      | 2     | 0     | 4.8   | 8.2   | 0.0   |
| 35-39                            | 0      | 0     | 0     | 0.0   | 0.0   | 0.0   |
| 40-44                            | 1      | 1     | 0     | 3.2   | 5.4   | 0.0   |
| >44                              | 0      | 0     | 0     | 0.0   | 0.0   | 0.0   |
| <b>INDUCED TERMINATION RATE</b>  | 38     | 18    | 20    | 14.9  | 14.0  | 15.9  |
| 10-14                            | 0      | 0     | 0     | 0.0   | 0.0   | 0.0   |
| 15-17                            | 5      | 1     | 4     | 13.3  | 6.0   | 19.2  |
| 18-19                            | 5      | 4     | 1     | 24.8  | 50.0  | 8.2   |
| Age of Recipient                 |        |       |       |       |       |       |
| 20-24                            | 16     | 7     | 9     | 35.8  | 32.6  | 38.8  |
| 25-29                            | 6      | 1     | 5     | 13.3  | 4.7   | 21.0  |
| 30-34                            | 2      | 1     | 1     | 4.8   | 4.1   | 5.7   |
| 35-39                            | 3      | 3     | 0     | 8.8   | 16.1  | 0.0   |
| 40-44                            | 1      | 1     | 0     | 3.2   | 5.4   | 0.0   |
| >44                              | 0      | 0     | 0     | 0.0   | 0.0   | 0.0   |
| <b>MARRIAGES</b>                 | 67     | 43    | 24    | 5.5   | 6.6   | 4.3   |
| <b>DIVORCES</b>                  | 54     | 33    | 17    | 4.5   | 5.0   | 3.0   |

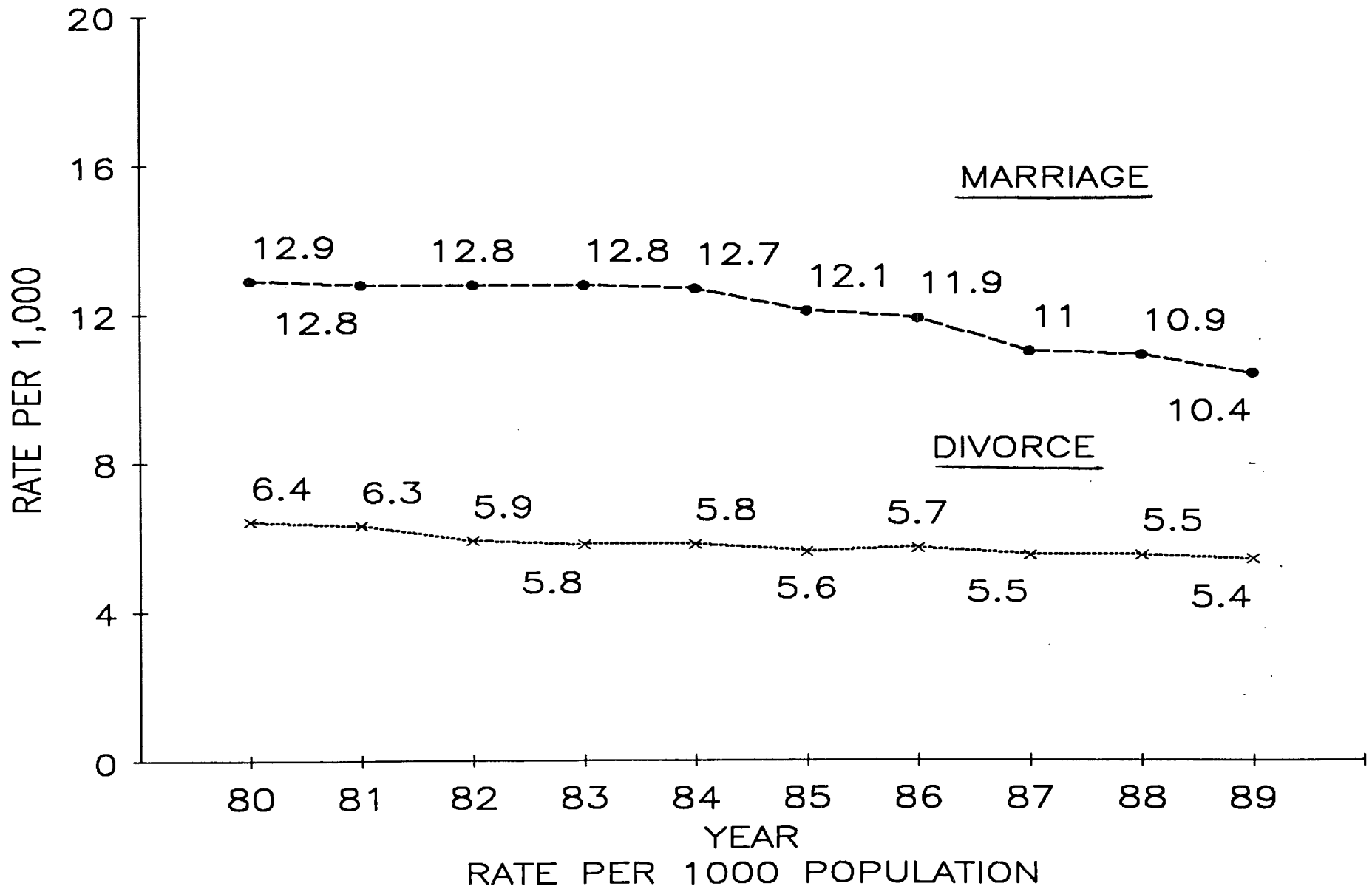
## SELECTED VITAL STATISTICS BY RACE, BY COUNTY, 1989

| ITEM                             | WILKINSON    |             |             |             |             |             |
|----------------------------------|--------------|-------------|-------------|-------------|-------------|-------------|
|                                  | NUMBER       |             |             | RATE        |             |             |
|                                  | Total        | White       | Black       | Total       | White       | Black       |
| <b>POPULATION</b>                | <b>11663</b> | <b>6424</b> | <b>5239</b> | <b>0.0</b>  | <b>0.0</b>  | <b>0.0</b>  |
| <b>LIVE BIRTHS</b>               | <b>184</b>   | <b>92</b>   | <b>92</b>   | <b>15.8</b> | <b>14.3</b> | <b>17.6</b> |
| 10-14                            | 2            | 0           | 2           | 3.6         | 0.0         | 6.2         |
| 15-17                            | 10           | 3           | 7           | 26.8        | 15.9        | 38.0        |
| 18-19                            | 20           | 3           | 17          | 91.7        | 28.6        | 150.4       |
| Age of Mother                    |              |             |             |             |             |             |
| 20-24                            | 75           | 42          | 33          | 151.2       | 170.7       | 132.0       |
| 25-29                            | 43           | 25          | 18          | 94.5        | 106.4       | 81.8        |
| 30-34                            | 26           | 12          | 14          | 66.0        | 54.3        | 80.9        |
| 35-39                            | 8            | 7           | 1           | 22.8        | 30.0        | 8.5         |
| 40-44                            | 0            | 0           | 0           | 0.0         | 0.0         | 0.0         |
| >44                              | 0            | 0           | 0           | 0.0         | 0.0         | 0.0         |
| <b>UNWED MOTHER BIRTH RATE</b>   | <b>67</b>    | <b>9</b>    | <b>58</b>   | <b>26.0</b> | <b>6.4</b>  | <b>49.2</b> |
| 10-14                            | 2            | 0           | 2           | 3.6         | 0.0         | 6.2         |
| 15-17                            | 6            | 0           | 6           | 16.1        | 0.0         | 32.6        |
| 18-19                            | 17           | 2           | 15          | 78.0        | 19.0        | 132.7       |
| Age of Mother                    |              |             |             |             |             |             |
| 20-24                            | 25           | 3           | 22          | 50.4        | 12.2        | 88.0        |
| 25-29                            | 11           | 3           | 8           | 24.2        | 12.8        | 36.4        |
| 30-34                            | 5            | 0           | 5           | 12.7        | 0.0         | 28.9        |
| 35-39                            | 1            | 1           | 0           | 2.8         | 4.3         | 0.0         |
| 40-44                            | 0            | 0           | 0           | 0.0         | 0.0         | 0.0         |
| >44                              | 0            | 0           | 0           | 0.0         | 0.0         | 0.0         |
| <b>% BIRTH WEIGHT (grams)</b>    |              |             |             |             |             |             |
| <500                             | 1            | 1           | 0           | 0.5         | 1.1         | 0.0         |
| 500-1499                         | 2            | 0           | 2           | 1.1         | 0.0         | 2.2         |
| 1500-2499                        | 9            | 2           | 7           | 4.9         | 2.2         | 7.6         |
| 2500-3999                        | 155          | 76          | 79          | 84.2        | 82.6        | 85.9        |
| ≥4000                            | 17           | 13          | 4           | 9.2         | 14.1        | 4.3         |
| <b>% OUT OF HOSPITAL BIRTHS</b>  | <b>0</b>     | <b>0</b>    | <b>0</b>    | <b>0.0</b>  | <b>0.0</b>  | <b>0.0</b>  |
| <b>SPONTANEOUS ABORTION RATE</b> | <b>10</b>    | <b>3</b>    | <b>7</b>    | <b>3.9</b>  | <b>2.1</b>  | <b>5.9</b>  |
| 10-14                            | 0            | 0           | 0           | 0.0         | 0.0         | 0.0         |
| 15-17                            | 0            | 0           | 0           | 0.0         | 0.0         | 0.0         |
| 18-19                            | 1            | 1           | 0           | 4.6         | 9.5         | 0.0         |
| Age of Mother                    |              |             |             |             |             |             |
| 20-24                            | 2            | 1           | 1           | 4.0         | 4.1         | 4.0         |
| 25-29                            | 2            | 0           | 2           | 4.4         | 0.0         | 9.1         |
| 30-34                            | 1            | 0           | 1           | 2.5         | 0.0         | 5.8         |
| 35-39                            | 3            | 1           | 2           | 8.5         | 4.3         | 16.9        |
| 40-44                            | 1            | 0           | 1           | 3.4         | 0.0         | 8.3         |
| >44                              | 0            | 0           | 0           | 0.0         | 0.0         | 0.0         |
| <b>INDUCED TERMINATION RATE</b>  | <b>32</b>    | <b>21</b>   | <b>11</b>   | <b>12.4</b> | <b>15.0</b> | <b>9.3</b>  |
| 10-14                            | 1            | 0           | 1           | 1.8         | 0.0         | 3.1         |
| 15-17                            | 6            | 5           | 1           | 16.1        | 26.5        | 5.4         |
| 18-19                            | 5            | 3           | 2           | 22.9        | 28.6        | 17.7        |
| Age of Recipient                 |              |             |             |             |             |             |
| 20-24                            | 13           | 9           | 4           | 26.2        | 36.6        | 16.0        |
| 25-29                            | 3            | 2           | 1           | 6.6         | 8.5         | 4.5         |
| 30-34                            | 0            | 0           | 0           | 0.0         | 0.0         | 0.0         |
| 35-39                            | 3            | 1           | 2           | 8.5         | 4.3         | 16.9        |
| 40-44                            | 1            | 1           | 0           | 3.4         | 5.9         | 0.0         |
| >44                              | 0            | 0           | 0           | 0.0         | 0.0         | 0.0         |
| <b>MARRIAGES</b>                 | <b>79</b>    | <b>45</b>   | <b>34</b>   | <b>6.8</b>  | <b>7.0</b>  | <b>6.5</b>  |
| <b>DIVORCES</b>                  | <b>50</b>    | <b>30</b>   | <b>19</b>   | <b>4.3</b>  | <b>4.7</b>  | <b>3.6</b>  |

## SELECTED VITAL STATISTICS BY RACE, BY COUNTY, 1989

| ITEM                             | WORTH  |       |       |       |       |       |
|----------------------------------|--------|-------|-------|-------|-------|-------|
|                                  | NUMBER |       |       | RATE  |       |       |
|                                  | Total  | White | Black | Total | White | Black |
| <b>POPULATION</b>                | 20339  | 13312 | 7027  | 0.0   | 0.0   | 0.0   |
| <b>LIVE BIRTHS</b>               | 347    | 174   | 173   | 17.1  | 13.1  | 24.6  |
| 10-14                            | 4      | 0     | 4     | 4.2   | 0.0   | 9.4   |
| 15-17                            | 30     | 14    | 16    | 48.5  | 38.3  | 63.2  |
| 18-19                            | 48     | 22    | 26    | 121.2 | 94.8  | 158.5 |
| Age of Mother                    |        |       |       |       |       |       |
| 20-24                            | 107    | 44    | 63    | 131.9 | 94.6  | 182.1 |
| 25-29                            | 91     | 59    | 32    | 114.3 | 123.2 | 100.9 |
| 30-34                            | 43     | 26    | 17    | 54.7  | 48.6  | 67.7  |
| 35-39                            | 23     | 8     | 15    | 36.3  | 17.1  | 90.4  |
| 40-44                            | 1      | 1     | 0     | 1.9   | 2.5   | 0.0   |
| >44                              | 0      | 0     | 0     | 0.0   | 0.0   | 0.0   |
| <b>UNWED MOTHER BIRTH RATE</b>   | 157    | 28    | 129   | 34.3  | 9.5   | 79.0  |
| 10-14                            | 4      | 0     | 4     | 4.2   | 0.0   | 9.4   |
| 15-17                            | 22     | 6     | 16    | 35.5  | 16.4  | 63.2  |
| 18-19                            | 27     | 6     | 21    | 68.2  | 25.9  | 128.0 |
| Age of Mother                    |        |       |       |       |       |       |
| 20-24                            | 61     | 9     | 52    | 75.2  | 19.4  | 150.3 |
| 25-29                            | 23     | 2     | 21    | 28.9  | 4.2   | 66.2  |
| 30-34                            | 13     | 4     | 9     | 16.5  | 7.5   | 35.9  |
| 35-39                            | 7      | 1     | 6     | 11.1  | 2.1   | 36.1  |
| 40-44                            | 0      | 0     | 0     | 0.0   | 0.0   | 0.0   |
| >44                              | 0      | 0     | 0     | 0.0   | 0.0   | 0.0   |
| <b>% BIRTH WEIGHT (grams)</b>    |        |       |       |       |       |       |
| <500                             | 2      | 0     | 2     | 0.6   | 0.0   | 1.2   |
| 500-1499                         | 7      | 4     | 3     | 2.0   | 2.3   | 1.7   |
| 1500-2499                        | 31     | 10    | 21    | 8.9   | 5.7   | 12.1  |
| 2500-3999                        | 274    | 133   | 141   | 79.0  | 76.4  | 81.5  |
| ≥4000                            | 33     | 27    | 6     | 9.5   | 15.5  | 3.5   |
| <b>% OUT OF HOSPITAL BIRTHS</b>  | 4      | 0     | 4     | 1.2   | 0.0   | 2.3   |
| <b>SPONTANEOUS ABORTION RATE</b> | 17     | 14    | 3     | 3.7   | 4.8   | 1.8   |
| 10-14                            | 0      | 0     | 0     | 0.0   | 0.0   | 0.0   |
| 15-17                            | 1      | 1     | 0     | 1.6   | 2.7   | 0.0   |
| 18-19                            | 2      | 2     | 0     | 5.1   | 8.6   | 0.0   |
| Age of Mother                    |        |       |       |       |       |       |
| 20-24                            | 4      | 3     | 1     | 4.9   | 6.5   | 2.9   |
| 25-29                            | 5      | 3     | 2     | 6.3   | 6.3   | 6.3   |
| 30-34                            | 4      | 4     | 0     | 5.1   | 7.5   | 0.0   |
| 35-39                            | 1      | 1     | 0     | 1.6   | 2.1   | 0.0   |
| 40-44                            | 0      | 0     | 0     | 0.0   | 0.0   | 0.0   |
| >44                              | 0      | 0     | 0     | 0.0   | 0.0   | 0.0   |
| <b>INDUCED TERMINATION RATE</b>  | 31     | 17    | 14    | 6.8   | 5.8   | 8.6   |
| 10-14                            | 1      | 1     | 0     | 1.0   | 1.9   | 0.0   |
| 15-17                            | 8      | 6     | 2     | 12.9  | 16.4  | 7.9   |
| 18-19                            | 5      | 3     | 2     | 12.6  | 12.9  | 12.2  |
| Age of Recipient                 |        |       |       |       |       |       |
| 20-24                            | 4      | 2     | 2     | 4.9   | 4.3   | 5.8   |
| 25-29                            | 3      | 1     | 2     | 3.8   | 2.1   | 6.3   |
| 30-34                            | 5      | 1     | 4     | 6.4   | 1.9   | 15.9  |
| 35-39                            | 5      | 3     | 2     | 7.9   | 6.4   | 12.0  |
| 40-44                            | 0      | 0     | 0     | 0.0   | 0.0   | 0.0   |
| >44                              | 0      | 0     | 0     | 0.0   | 0.0   | 0.0   |
| <b>MARRIAGES</b>                 | 149    | 113   | 36    | 7.3   | 8.5   | 5.1   |
| <b>DIVORCES</b>                  | 36     | 28    | 8     | 1.8   | 2.1   | 1.1   |

# MARRIAGE AND DIVORCE RATES 1980 - 1989









## SELECTED VITAL STATISTICS BY RACE, BY CITY, 1989

| ITEM                             | ACWORTH |       |       | ADEL   |       |       |
|----------------------------------|---------|-------|-------|--------|-------|-------|
|                                  | NUMBER  |       |       | NUMBER |       |       |
|                                  | Total   | White | Black | Total  | White | Black |
| <b>POPULATION</b>                |         |       |       |        |       |       |
| <b>LIVE BIRTHS</b>               | 143     | 124   | 19    | 108    | 28    | 80    |
| Age of Mother                    |         |       |       |        |       |       |
| 10-14                            | 0       | 0     | 0     | 4      | 0     | 4     |
| 15-17                            | 6       | 5     | 1     | 14     | 1     | 13    |
| 18-19                            | 17      | 17    | 0     | 12     | 3     | 9     |
| 20-24                            | 51      | 39    | 12    | 38     | 8     | 30    |
| 25-29                            | 43      | 42    | 1     | 24     | 10    | 14    |
| 30-34                            | 22      | 17    | 5     | 15     | 6     | 9     |
| 35-39                            | 4       | 4     | 0     | 1      | 0     | 1     |
| 40-44                            | 0       | 0     | 0     | 0      | 0     | 0     |
| >44                              | 0       | 0     | 0     | 0      | 0     | 0     |
| <b>UNWED MOTHER BIRTH RATE</b>   | 29      | 16    | 13    | 56     | 4     | 52    |
| Age of Mother                    |         |       |       |        |       |       |
| 10-14                            | 0       | 0     | 0     | 4      | 0     | 4     |
| 15-17                            | 4       | 3     | 1     | 13     | 0     | 13    |
| 18-19                            | 5       | 5     | 0     | 9      | 1     | 8     |
| 20-24                            | 16      | 6     | 10    | 22     | 2     | 20    |
| 25-29                            | 2       | 2     | 0     | 4      | 0     | 4     |
| 30-34                            | 2       | 0     | 2     | 4      | 1     | 3     |
| 35-39                            | 0       | 0     | 0     | 0      | 0     | 0     |
| 40-44                            | 0       | 0     | 0     | 0      | 0     | 0     |
| >44                              | 0       | 0     | 0     | 0      | 0     | 0     |
| <b>% BIRTH WEIGHT (grams)</b>    |         |       |       |        |       |       |
| <500                             | 0       | 0     | 0     | 0      | 0     | 0     |
| 500-1499                         | 0       | 0     | 0     | 2      | 0     | 2     |
| 1500-2499                        | 15      | 11    | 4     | 10     | 3     | 7     |
| 2500-3999                        | 115     | 101   | 14    | 88     | 22    | 66    |
| ≥4000                            | 13      | 12    | 1     | 8      | 3     | 5     |
| <b>% OUT OF HOSPITAL BIRTHS</b>  | 1       | 1     | 0     | 0      | 0     | 0     |
| <b>SPONTANEOUS ABORTION RATE</b> | 2       | 2     | 0     | 5      | 1     | 4     |
| Age of Mother                    |         |       |       |        |       |       |
| 10-14                            | 0       | 0     | 0     | 0      | 0     | 0     |
| 15-17                            | 0       | 0     | 0     | 1      | 0     | 1     |
| 18-19                            | 0       | 0     | 0     | 0      | 0     | 0     |
| 20-24                            | 1       | 1     | 0     | 2      | 0     | 2     |
| 25-29                            | 0       | 0     | 0     | 2      | 1     | 1     |
| 30-34                            | 1       | 1     | 0     | 0      | 0     | 0     |
| 35-39                            | 0       | 0     | 0     | 0      | 0     | 0     |
| 40-44                            | 0       | 0     | 0     | 0      | 0     | 0     |
| >44                              | 0       | 0     | 0     | 0      | 0     | 0     |
| <b>INDUCED TERMINATION RATE</b>  | 35      | 32    | 1     | 4      | 1     | 3     |
| Age of Recipient                 |         |       |       |        |       |       |
| 10-14                            | 0       | 0     | 0     | 0      | 0     | 0     |
| 15-17                            | 2       | 2     | 0     | 1      | 0     | 1     |
| 18-19                            | 8       | 7     | 0     | 0      | 0     | 0     |
| 20-24                            | 12      | 11    | 0     | 0      | 0     | 0     |
| 25-29                            | 6       | 5     | 1     | 1      | 0     | 1     |
| 30-34                            | 3       | 3     | 0     | 2      | 1     | 1     |
| 35-39                            | 4       | 4     | 0     | 0      | 0     | 0     |
| 40-44                            | 0       | 0     | 0     | 0      | 0     | 0     |
| >44                              | 0       | 0     | 0     | 0      | 0     | 0     |

## SELECTED VITAL STATISTICS BY RACE, BY CITY, 1989

| ITEM                             | ALBANY |       |       | ALPHARETTA |       |       |
|----------------------------------|--------|-------|-------|------------|-------|-------|
|                                  | NUMBER |       |       | NUMBER     |       |       |
|                                  | Total  | White | Black | Total      | White | Black |
| <b>POPULATION</b>                |        |       |       |            |       |       |
| <b>LIVE BIRTHS</b>               | 1610   | 536   | 1069  | 284        | 272   | 9     |
| 10-14                            | 17     | 0     | 17    | 0          | 0     | 0     |
| 15-17                            | 154    | 19    | 135   | 2          | 2     | 0     |
| 18-19                            | 225    | 56    | 169   | 7          | 7     | 0     |
| Age of Mother                    |        |       |       |            |       |       |
| 20-24                            | 541    | 167   | 373   | 51         | 50    | 1     |
| 25-29                            | 409    | 174   | 232   | 98         | 95    | 3     |
| 30-34                            | 189    | 93    | 96    | 86         | 80    | 3     |
| 35-39                            | 62     | 21    | 40    | 35         | 33    | 2     |
| 40-44                            | 13     | 6     | 7     | 5          | 5     | 0     |
| >44                              | 0      | 0     | 0     | 0          | 0     | 0     |
| <b>UNWED MOTHER BIRTH RATE</b>   | 832    | 91    | 741   | 22         | 20    | 2     |
| 10-14                            | 17     | 0     | 17    | 0          | 0     | 0     |
| 15-17                            | 139    | 9     | 130   | 1          | 1     | 0     |
| 18-19                            | 177    | 24    | 153   | 4          | 4     | 0     |
| Age of Mother                    |        |       |       |            |       |       |
| 20-24                            | 308    | 32    | 276   | 10         | 9     | 1     |
| 25-29                            | 123    | 19    | 104   | 5          | 5     | 0     |
| 30-34                            | 51     | 6     | 45    | 1          | 0     | 1     |
| 35-39                            | 15     | 0     | 15    | 1          | 1     | 0     |
| 40-44                            | 2      | 1     | 1     | 0          | 0     | 0     |
| >44                              | 0      | 0     | 0     | 0          | 0     | 0     |
| <b>% BIRTH WEIGHT (grams)</b>    |        |       |       |            |       |       |
| <500                             | 5      | 0     | 5     | 0          | 0     | 0     |
| 500-1499                         | 30     | 9     | 21    | 1          | 1     | 0     |
| 1500-2499                        | 147    | 22    | 124   | 9          | 9     | 0     |
| 2500-3999                        | 1295   | 428   | 863   | 236        | 224   | 9     |
| ≥4000                            | 133    | 77    | 56    | 38         | 38    | 0     |
| <b>% OUT OF HOSPITAL BIRTHS</b>  | 8      | 1     | 7     | 0          | 0     | 0     |
| <b>SPONTANEOUS ABORTION RATE</b> | 232    | 92    | 138   | 11         | 11    | 0     |
| 10-14                            | 2      | 0     | 2     | 0          | 0     | 0     |
| 15-17                            | 16     | 3     | 13    | 0          | 0     | 0     |
| 18-19                            | 22     | 7     | 15    | 1          | 1     | 0     |
| Age of Mother                    |        |       |       |            |       |       |
| 20-24                            | 61     | 18    | 43    | 1          | 1     | 0     |
| 25-29                            | 58     | 24    | 32    | 3          | 3     | 0     |
| 30-34                            | 51     | 29    | 22    | 3          | 3     | 0     |
| 35-39                            | 17     | 8     | 9     | 2          | 2     | 0     |
| 40-44                            | 5      | 3     | 2     | 1          | 1     | 0     |
| >44                              | 0      | 0     | 0     | 0          | 0     | 0     |
| <b>INDUCED TERMINATION RATE</b>  | 307    | 109   | 191   | 65         | 62    | 2     |
| 10-14                            | 12     | 0     | 11    | 0          | 0     | 0     |
| 15-17                            | 27     | 10    | 17    | 6          | 6     | 0     |
| 18-19                            | 39     | 14    | 24    | 10         | 10    | 0     |
| Age of Recipient                 |        |       |       |            |       |       |
| 20-24                            | 92     | 35    | 55    | 16         | 16    | 0     |
| 25-29                            | 77     | 31    | 45    | 12         | 10    | 1     |
| 30-34                            | 35     | 12    | 22    | 10         | 10    | 0     |
| 35-39                            | 20     | 6     | 13    | 9          | 8     | 1     |
| 40-44                            | 5      | 1     | 4     | 2          | 2     | 0     |
| >44                              | 0      | 0     | 0     | 0          | 0     | 0     |

## SELECTED VITAL STATISTICS BY RACE, BY CITY, 1989

| ITEM                             | ALMA   |       |       | AMERICUS |       |       |
|----------------------------------|--------|-------|-------|----------|-------|-------|
|                                  | NUMBER |       |       | NUMBER   |       |       |
|                                  | Total  | White | Black | Total    | White | Black |
| <b>POPULATION</b>                |        |       |       |          |       |       |
| <b>LIVE BIRTHS</b>               | 71     | 37    | 33    | 337      | 111   | 225   |
| 10-14                            | 1      | 1     | 0     | 3        | 0     | 3     |
| 15-17                            | 6      | 2     | 4     | 34       | 5     | 29    |
| 18-19                            | 11     | 4     | 7     | 41       | 6     | 35    |
| Age of Mother                    |        |       |       |          |       |       |
| 20-24                            | 31     | 18    | 13    | 110      | 35    | 75    |
| 25-29                            | 9      | 5     | 4     | 93       | 36    | 57    |
| 30-34                            | 9      | 5     | 3     | 37       | 21    | 15    |
| 35-39                            | 4      | 2     | 2     | 17       | 7     | 10    |
| 40-44                            | 0      | 0     | 0     | 1        | 1     | 0     |
| >44                              | 0      | 0     | 0     | 1        | 0     | 1     |
| <b>UNWED MOTHER BIRTH RATE</b>   | 38     | 10    | 28    | 172      | 14    | 158   |
| 10-14                            | 1      | 1     | 0     | 3        | 0     | 3     |
| 15-17                            | 4      | 0     | 4     | 30       | 2     | 28    |
| 18-19                            | 7      | 0     | 7     | 35       | 3     | 32    |
| Age of Mother                    |        |       |       |          |       |       |
| 20-24                            | 18     | 6     | 12    | 59       | 4     | 55    |
| 25-29                            | 5      | 1     | 4     | 31       | 2     | 29    |
| 30-34                            | 2      | 1     | 1     | 9        | 2     | 7     |
| 35-39                            | 1      | 1     | 0     | 4        | 0     | 4     |
| 40-44                            | 0      | 0     | 0     | 1        | 1     | 0     |
| >44                              | 0      | 0     | 0     | 0        | 0     | 0     |
| <b>% BIRTH WEIGHT (grams)</b>    |        |       |       |          |       |       |
| <500                             | 0      | 0     | 0     | 2        | 0     | 2     |
| 500-1499                         | 2      | 0     | 2     | 4        | 0     | 4     |
| 1500-2499                        | 5      | 1     | 4     | 24       | 4     | 20    |
| 2500-3999                        | 55     | 32    | 22    | 283      | 94    | 188   |
| ≥4000                            | 9      | 4     | 5     | 24       | 13    | 11    |
| <b>% OUT OF HOSPITAL BIRTHS</b>  | 0      | 0     | 0     | 1        | 0     | 1     |
| <b>SPONTANEOUS ABORTION RATE</b> | 2      | 1     | 1     | 7        | 2     | 5     |
| 10-14                            | 0      | 0     | 0     | 0        | 0     | 0     |
| 15-17                            | 0      | 0     | 0     | 0        | 0     | 0     |
| 18-19                            | 0      | 0     | 0     | 1        | 0     | 1     |
| Age of Mother                    |        |       |       |          |       |       |
| 20-24                            | 2      | 1     | 1     | 4        | 1     | 3     |
| 25-29                            | 0      | 0     | 0     | 1        | 1     | 0     |
| 30-34                            | 0      | 0     | 0     | 1        | 0     | 1     |
| 35-39                            | 0      | 0     | 0     | 0        | 0     | 0     |
| 40-44                            | 0      | 0     | 0     | 0        | 0     | 0     |
| >44                              | 0      | 0     | 0     | 0        | 0     | 0     |
| <b>INDUCED TERMINATION RATE</b>  | 1      | 1     | 0     | 92       | 35    | 57    |
| 10-14                            | 0      | 0     | 0     | 3        | 0     | 3     |
| 15-17                            | 1      | 1     | 0     | 9        | 3     | 6     |
| 18-19                            | 0      | 0     | 0     | 11       | 7     | 4     |
| Age of Recipient                 |        |       |       |          |       |       |
| 20-24                            | 0      | 0     | 0     | 45       | 18    | 27    |
| 25-29                            | 0      | 0     | 0     | 13       | 4     | 9     |
| 30-34                            | 0      | 0     | 0     | 11       | 3     | 8     |
| 35-39                            | 0      | 0     | 0     | 0        | 0     | 0     |
| 40-44                            | 0      | 0     | 0     | 0        | 0     | 0     |
| >44                              | 0      | 0     | 0     | 0        | 0     | 0     |

## SELECTED VITAL STATISTICS BY RACE, BY CITY, 1989

| ITEM                             | ASHBURN   |           |           | ATHENS     |            |            |
|----------------------------------|-----------|-----------|-----------|------------|------------|------------|
|                                  | NUMBER    |           |           | NUMBER     |            |            |
|                                  | Total     | White     | Black     | Total      | White      | Black      |
| <b>POPULATION</b>                |           |           |           |            |            |            |
| <b>LIVE BIRTHS</b>               | <b>89</b> | <b>19</b> | <b>70</b> | <b>693</b> | <b>283</b> | <b>371</b> |
| 10-14                            | 2         | 0         | 2         | 8          | 0          | 8          |
| 15-17                            | 14        | 2         | 12        | 50         | 10         | 40         |
| 18-19                            | 12        | 5         | 7         | 77         | 30         | 46         |
| 20-24                            | 31        | 5         | 26        | 197        | 64         | 131        |
| 25-29                            | 20        | 5         | 15        | 206        | 92         | 91         |
| 30-34                            | 8         | 2         | 6         | 123        | 68         | 45         |
| 35-39                            | 2         | 0         | 2         | 28         | 18         | 7          |
| 40-44                            | 0         | 0         | 0         | 4          | 1          | 3          |
| >44                              | 0         | 0         | 0         | 0          | 0          | 0          |
| <b>UNWED MOTHER BIRTH RATE</b>   | <b>63</b> | <b>6</b>  | <b>57</b> | <b>324</b> | <b>50</b>  | <b>274</b> |
| 10-14                            | 2         | 0         | 2         | 8          | 0          | 8          |
| 15-17                            | 13        | 2         | 11        | 44         | 5          | 39         |
| 18-19                            | 10        | 3         | 7         | 57         | 12         | 45         |
| 20-24                            | 24        | 0         | 24        | 116        | 20         | 96         |
| 25-29                            | 10        | 1         | 9         | 63         | 7          | 56         |
| 30-34                            | 2         | 0         | 2         | 30         | 4          | 26         |
| 35-39                            | 2         | 0         | 2         | 6          | 2          | 4          |
| 40-44                            | 0         | 0         | 0         | 0          | 0          | 0          |
| >44                              | 0         | 0         | 0         | 0          | 0          | 0          |
| <b>% BIRTH WEIGHT (grams)</b>    |           |           |           |            |            |            |
| <500                             | 0         | 0         | 0         | 0          | 0          | 0          |
| 500-1499                         | 2         | 0         | 2         | 11         | 0          | 11         |
| 1500-2499                        | 5         | 0         | 5         | 50         | 18         | 31         |
| 2500-3999                        | 78        | 17        | 61        | 572        | 228        | 309        |
| ≥4000                            | 4         | 2         | 2         | 60         | 37         | 20         |
| <b>% OUT OF HOSPITAL BIRTHS</b>  | <b>0</b>  | <b>0</b>  | <b>0</b>  | <b>13</b>  | <b>6</b>   | <b>4</b>   |
| <b>SPONTANEOUS ABORTION RATE</b> | <b>2</b>  | <b>1</b>  | <b>1</b>  | <b>13</b>  | <b>3</b>   | <b>9</b>   |
| 10-14                            | 0         | 0         | 0         | 0          | 0          | 0          |
| 15-17                            | 0         | 0         | 0         | 1          | 0          | 1          |
| 18-19                            | 0         | 0         | 0         | 1          | 0          | 1          |
| 20-24                            | 1         | 0         | 1         | 4          | 1          | 3          |
| 25-29                            | 0         | 0         | 0         | 3          | 2          | 1          |
| 30-34                            | 1         | 1         | 0         | 1          | 0          | 1          |
| 35-39                            | 0         | 0         | 0         | 3          | 0          | 2          |
| 40-44                            | 0         | 0         | 0         | 0          | 0          | 0          |
| >44                              | 0         | 0         | 0         | 0          | 0          | 0          |
| <b>INDUCED TERMINATION RATE</b>  | <b>8</b>  | <b>4</b>  | <b>4</b>  | <b>329</b> | <b>223</b> | <b>84</b>  |
| 10-14                            | 1         | 1         | 0         | 3          | 1          | 2          |
| 15-17                            | 0         | 0         | 0         | 10         | 2          | 8          |
| 18-19                            | 0         | 0         | 0         | 67         | 47         | 17         |
| 20-24                            | 2         | 1         | 1         | 156        | 117        | 31         |
| 25-29                            | 2         | 2         | 0         | 54         | 31         | 15         |
| 30-34                            | 2         | 0         | 2         | 25         | 15         | 7          |
| 35-39                            | 0         | 0         | 0         | 10         | 7          | 3          |
| 40-44                            | 0         | 0         | 0         | 4          | 3          | 1          |
| >44                              | 1         | 0         | 1         | 0          | 0          | 0          |

## SELECTED VITAL STATISTICS BY RACE, BY CITY, 1989

| ITEM                             | ATLANTA     |             |             | AUGUSTA     |            |            |
|----------------------------------|-------------|-------------|-------------|-------------|------------|------------|
|                                  | NUMBER      |             |             | NUMBER      |            |            |
|                                  | Total       | White       | Black       | Total       | White      | Black      |
| <b>POPULATION</b>                |             |             |             |             |            |            |
| <b>LIVE BIRTHS</b>               | <b>8956</b> | <b>1813</b> | <b>7022</b> | <b>1301</b> | <b>420</b> | <b>869</b> |
| Age of Mother                    |             |             |             |             |            |            |
| 10-14                            | 92          | 2           | 90          | 10          | 0          | 10         |
| 15-17                            | 803         | 43          | 758         | 114         | 18         | 96         |
| 18-19                            | 1050        | 78          | 967         | 151         | 27         | 124        |
| 20-24                            | 2629        | 284         | 2326        | 441         | 122        | 318        |
| 25-29                            | 2114        | 462         | 1601        | 330         | 132        | 191        |
| 30-34                            | 1529        | 588         | 910         | 182         | 87         | 91         |
| 35-39                            | 635         | 315         | 307         | 62          | 30         | 32         |
| 40-44                            | 99          | 40          | 59          | 11          | 4          | 7          |
| >44                              | 5           | 1           | 4           | 0           | 0          | 0          |
| <b>UNWED MOTHER BIRTH RATE</b>   | <b>5615</b> | <b>345</b>  | <b>5252</b> | <b>750</b>  | <b>98</b>  | <b>651</b> |
| Age of Mother                    |             |             |             |             |            |            |
| 10-14                            | 90          | 2           | 88          | 10          | 0          | 10         |
| 15-17                            | 782         | 31          | 751         | 107         | 12         | 95         |
| 18-19                            | 970         | 49          | 917         | 133         | 14         | 119        |
| 20-24                            | 2014        | 124         | 1884        | 283         | 38         | 245        |
| 25-29                            | 1065        | 80          | 982         | 143         | 20         | 123        |
| 30-34                            | 497         | 33          | 463         | 58          | 11         | 46         |
| 35-39                            | 170         | 26          | 140         | 13          | 3          | 10         |
| 40-44                            | 24          | 0           | 24          | 3           | 0          | 3          |
| >44                              | 3           | 0           | 3           | 0           | 0          | 0          |
| <b>% BIRTH WEIGHT (grams)</b>    |             |             |             |             |            |            |
| <500                             | 15          | 0           | 15          | 2           | 1          | 1          |
| 500-1499                         | 224         | 19          | 204         | 33          | 7          | 26         |
| 1500-2499                        | 866         | 89          | 773         | 134         | 32         | 101        |
| 2500-3999                        | 7222        | 1459        | 5652        | 1051        | 346        | 696        |
| ≥4000                            | 629         | 246         | 378         | 81          | 34         | 45         |
| <b>% OUT OF HOSPITAL BIRTHS</b>  | <b>159</b>  | <b>16</b>   | <b>142</b>  | <b>9</b>    | <b>2</b>   | <b>7</b>   |
| <b>SPONTANEOUS ABORTION RATE</b> | <b>451</b>  | <b>54</b>   | <b>394</b>  | <b>168</b>  | <b>35</b>  | <b>130</b> |
| Age of Mother                    |             |             |             |             |            |            |
| 10-14                            | 13          | 0           | 13          | 1           | 0          | 1          |
| 15-17                            | 33          | 2           | 31          | 6           | 2          | 4          |
| 18-19                            | 48          | 6           | 42          | 19          | 3          | 16         |
| 20-24                            | 122         | 10          | 112         | 50          | 8          | 41         |
| 25-29                            | 120         | 10          | 110         | 40          | 7          | 33         |
| 30-34                            | 73          | 16          | 56          | 34          | 9          | 23         |
| 35-39                            | 33          | 9           | 22          | 15          | 5          | 10         |
| 40-44                            | 9           | 1           | 8           | 3           | 1          | 2          |
| >44                              | 0           | 0           | 0           | 0           | 0          | 0          |
| <b>INDUCED TERMINATION RATE</b>  | <b>4818</b> | <b>1107</b> | <b>3575</b> | <b>614</b>  | <b>236</b> | <b>361</b> |
| Age of Recipient                 |             |             |             |             |            |            |
| 10-14                            | 50          | 3           | 47          | 4           | 1          | 3          |
| 15-17                            | 326         | 33          | 288         | 37          | 16         | 21         |
| 18-19                            | 666         | 125         | 530         | 100         | 39         | 59         |
| 20-24                            | 1730        | 379         | 1320        | 221         | 85         | 129        |
| 25-29                            | 1112        | 280         | 781         | 151         | 50         | 95         |
| 30-34                            | 579         | 154         | 405         | 70          | 33         | 35         |
| 35-39                            | 285         | 102         | 173         | 24          | 10         | 14         |
| 40-44                            | 62          | 27          | 29          | 7           | 2          | 5          |
| >44                              | 8           | 4           | 2           | 0           | 0          | 0          |

## SELECTED VITAL STATISTICS BY RACE, BY CITY, 1989

| ITEM                             | AUSTELL    |            |           | BAINBRIDGE |           |            |
|----------------------------------|------------|------------|-----------|------------|-----------|------------|
|                                  | NUMBER     |            |           | NUMBER     |           |            |
|                                  | Total      | White      | Black     | Total      | White     | Black      |
| <b>POPULATION</b>                |            |            |           |            |           |            |
| <b>LIVE BIRTHS</b>               | <b>239</b> | <b>151</b> | <b>86</b> | <b>174</b> | <b>55</b> | <b>119</b> |
| Age of Mother                    |            |            |           |            |           |            |
| 10-14                            | 1          | 0          | 1         | 1          | 0         | 1          |
| 15-17                            | 13         | 10         | 3         | 22         | 4         | 18         |
| 18-19                            | 28         | 25         | 3         | 25         | 8         | 17         |
| 20-24                            | 75         | 52         | 23        | 51         | 16        | 35         |
| 25-29                            | 78         | 47         | 31        | 38         | 12        | 26         |
| 30-34                            | 38         | 14         | 23        | 24         | 9         | 15         |
| 35-39                            | 6          | 3          | 2         | 11         | 5         | 6          |
| 40-44                            | 0          | 0          | 0         | 2          | 1         | 1          |
| >44                              | 0          | 0          | 0         | 0          | 0         | 0          |
| <b>UNWED MOTHER BIRTH RATE</b>   | <b>61</b>  | <b>26</b>  | <b>35</b> | <b>93</b>  | <b>8</b>  | <b>85</b>  |
| Age of Mother                    |            |            |           |            |           |            |
| 10-14                            | 1          | 0          | 1         | 1          | 0         | 1          |
| 15-17                            | 8          | 5          | 3         | 20         | 4         | 16         |
| 18-19                            | 7          | 5          | 2         | 16         | 1         | 15         |
| 20-24                            | 21         | 13         | 8         | 29         | 2         | 27         |
| 25-29                            | 17         | 3          | 14        | 16         | 1         | 15         |
| 30-34                            | 6          | 0          | 6         | 7          | 0         | 7          |
| 35-39                            | 1          | 0          | 1         | 4          | 0         | 4          |
| 40-44                            | 0          | 0          | 0         | 0          | 0         | 0          |
| >44                              | 0          | 0          | 0         | 0          | 0         | 0          |
| <b>% BIRTH WEIGHT (grams)</b>    |            |            |           |            |           |            |
| <500                             | 0          | 0          | 0         | 0          | 0         | 0          |
| 500-1499                         | 3          | 0          | 2         | 1          | 0         | 1          |
| 1500-2499                        | 13         | 9          | 3         | 12         | 3         | 9          |
| 2500-3999                        | 200        | 126        | 74        | 147        | 44        | 103        |
| ≥4000                            | 23         | 16         | 7         | 14         | 8         | 6          |
| <b>% OUT OF HOSPITAL BIRTHS</b>  | <b>0</b>   | <b>0</b>   | <b>0</b>  | <b>0</b>   | <b>0</b>  | <b>0</b>   |
| <b>SPONTANEOUS ABORTION RATE</b> | <b>8</b>   | <b>4</b>   | <b>4</b>  | <b>9</b>   | <b>3</b>  | <b>6</b>   |
| Age of Mother                    |            |            |           |            |           |            |
| 10-14                            | 0          | 0          | 0         | 0          | 0         | 0          |
| 15-17                            | 0          | 0          | 0         | 0          | 0         | 0          |
| 18-19                            | 0          | 0          | 0         | 2          | 0         | 2          |
| 20-24                            | 2          | 1          | 1         | 5          | 2         | 3          |
| 25-29                            | 2          | 1          | 1         | 1          | 1         | 0          |
| 30-34                            | 3          | 2          | 1         | 1          | 0         | 1          |
| 35-39                            | 1          | 0          | 1         | 0          | 0         | 0          |
| 40-44                            | 0          | 0          | 0         | 0          | 0         | 0          |
| >44                              | 0          | 0          | 0         | 0          | 0         | 0          |
| <b>INDUCED TERMINATION RATE</b>  | <b>110</b> | <b>45</b>  | <b>63</b> | <b>3</b>   | <b>2</b>  | <b>1</b>   |
| Age of Recipient                 |            |            |           |            |           |            |
| 10-14                            | 0          | 0          | 0         | 0          | 0         | 0          |
| 15-17                            | 6          | 6          | 0         | 1          | 0         | 1          |
| 18-19                            | 18         | 12         | 6         | 0          | 0         | 0          |
| 20-24                            | 32         | 10         | 20        | 1          | 1         | 0          |
| 25-29                            | 34         | 10         | 24        | 1          | 1         | 0          |
| 30-34                            | 12         | 4          | 8         | 0          | 0         | 0          |
| 35-39                            | 8          | 3          | 5         | 0          | 0         | 0          |
| 40-44                            | 0          | 0          | 0         | 0          | 0         | 0          |
| >44                              | 0          | 0          | 0         | 0          | 0         | 0          |



## SELECTED VITAL STATISTICS BY RACE, BY CITY, 1989

| ITEM                             | BARNESVILLE |           |           | BAXLEY    |           |           |
|----------------------------------|-------------|-----------|-----------|-----------|-----------|-----------|
|                                  | NUMBER      |           |           | NUMBER    |           |           |
|                                  | Total       | White     | Black     | Total     | White     | Black     |
| <b>POPULATION</b>                |             |           |           |           |           |           |
| <b>LIVE BIRTHS</b>               | <b>103</b>  | <b>33</b> | <b>70</b> | <b>58</b> | <b>27</b> | <b>30</b> |
| Age of Mother                    |             |           |           |           |           |           |
| 10-14                            | 1           | 0         | 1         | 1         | 0         | 1         |
| 15-17                            | 11          | 5         | 6         | 15        | 6         | 8         |
| 18-19                            | 14          | 4         | 10        | 14        | 10        | 4         |
| 20-24                            | 28          | 6         | 22        | 20        | 6         | 14        |
| 25-29                            | 28          | 9         | 19        | 6         | 3         | 3         |
| 30-34                            | 12          | 5         | 7         | 2         | 2         | 0         |
| 35-39                            | 9           | 4         | 5         | 0         | 0         | 0         |
| 40-44                            | 0           | 0         | 0         | 0         | 0         | 0         |
| >44                              | 0           | 0         | 0         | 0         | 0         | 0         |
| <b>UNWED MOTHER BIRTH RATE</b>   | <b>48</b>   | <b>6</b>  | <b>42</b> | <b>28</b> | <b>5</b>  | <b>23</b> |
| Age of Mother                    |             |           |           |           |           |           |
| 10-14                            | 1           | 0         | 1         | 1         | 0         | 1         |
| 15-17                            | 8           | 2         | 6         | 10        | 2         | 8         |
| 18-19                            | 13          | 3         | 10        | 6         | 2         | 4         |
| 20-24                            | 12          | 1         | 11        | 10        | 1         | 9         |
| 25-29                            | 9           | 0         | 9         | 1         | 0         | 1         |
| 30-34                            | 4           | 0         | 4         | 0         | 0         | 0         |
| 35-39                            | 1           | 0         | 1         | 0         | 0         | 0         |
| 40-44                            | 0           | 0         | 0         | 0         | 0         | 0         |
| >44                              | 0           | 0         | 0         | 0         | 0         | 0         |
| <b>% BIRTH WEIGHT (grams)</b>    |             |           |           |           |           |           |
| <500                             | 0           | 0         | 0         | 0         | 0         | 0         |
| 500-1499                         | 4           | 0         | 4         | 0         | 0         | 0         |
| 1500-2499                        | 11          | 2         | 9         | 4         | 2         | 2         |
| 2500-3999                        | 84          | 28        | 56        | 46        | 19        | 26        |
| ≥4000                            | 4           | 3         | 1         | 8         | 6         | 2         |
| <b>% OUT OF HOSPITAL BIRTHS</b>  | <b>0</b>    | <b>0</b>  | <b>0</b>  | <b>1</b>  | <b>1</b>  | <b>0</b>  |
| <b>SPONTANEOUS ABORTION RATE</b> | <b>8</b>    | <b>1</b>  | <b>7</b>  | <b>1</b>  | <b>1</b>  | <b>0</b>  |
| Age of Mother                    |             |           |           |           |           |           |
| 10-14                            | 1           | 0         | 1         | 0         | 0         | 0         |
| 15-17                            | 0           | 0         | 0         | 0         | 0         | 0         |
| 18-19                            | 0           | 0         | 0         | 0         | 0         | 0         |
| 20-24                            | 3           | 1         | 2         | 0         | 0         | 0         |
| 25-29                            | 2           | 0         | 2         | 0         | 0         | 0         |
| 30-34                            | 1           | 0         | 1         | 1         | 1         | 0         |
| 35-39                            | 1           | 0         | 1         | 0         | 0         | 0         |
| 40-44                            | 0           | 0         | 0         | 0         | 0         | 0         |
| >44                              | 0           | 0         | 0         | 0         | 0         | 0         |
| <b>INDUCED TERMINATION RATE</b>  | <b>12</b>   | <b>4</b>  | <b>7</b>  | <b>9</b>  | <b>5</b>  | <b>4</b>  |
| Age of Recipient                 |             |           |           |           |           |           |
| 10-14                            | 0           | 0         | 0         | 0         | 0         | 0         |
| 15-17                            | 1           | 1         | 0         | 1         | 1         | 0         |
| 18-19                            | 1           | 0         | 1         | 2         | 1         | 1         |
| 20-24                            | 4           | 1         | 3         | 3         | 2         | 1         |
| 25-29                            | 3           | 2         | 1         | 2         | 1         | 1         |
| 30-34                            | 2           | 0         | 2         | 1         | 0         | 1         |
| 35-39                            | 1           | 0         | 0         | 0         | 0         | 0         |
| 40-44                            | 0           | 0         | 0         | 0         | 0         | 0         |
| >44                              | 0           | 0         | 0         | 0         | 0         | 0         |

## SELECTED VITAL STATISTICS BY RACE, BY CITY, 1989

| ITEM                             | BLACKSHEAR |           |           | BLAKELY    |           |           |
|----------------------------------|------------|-----------|-----------|------------|-----------|-----------|
|                                  | NUMBER     |           |           | NUMBER     |           |           |
|                                  | Total      | White     | Black     | Total      | White     | Black     |
| <b>POPULATION</b>                |            |           |           |            |           |           |
| <b>LIVE BIRTHS</b>               | <b>57</b>  | <b>42</b> | <b>15</b> | <b>112</b> | <b>26</b> | <b>86</b> |
| Age of Mother                    |            |           |           |            |           |           |
| 10-14                            | 0          | 0         | 0         | 0          | 0         | 0         |
| 15-17                            | 4          | 4         | 0         | 14         | 1         | 13        |
| 18-19                            | 11         | 7         | 4         | 10         | 3         | 7         |
| 20-24                            | 24         | 18        | 6         | 54         | 11        | 43        |
| 25-29                            | 12         | 9         | 3         | 19         | 6         | 13        |
| 30-34                            | 6          | 4         | 2         | 10         | 2         | 8         |
| 35-39                            | 0          | 0         | 0         | 4          | 2         | 2         |
| 40-44                            | 0          | 0         | 0         | 1          | 1         | 0         |
| >44                              | 0          | 0         | 0         | 0          | 0         | 0         |
| <b>UNWED MOTHER BIRTH RATE</b>   | <b>13</b>  | <b>7</b>  | <b>6</b>  | <b>75</b>  | <b>6</b>  | <b>69</b> |
| Age of Mother                    |            |           |           |            |           |           |
| 10-14                            | 0          | 0         | 0         | 0          | 0         | 0         |
| 15-17                            | 2          | 2         | 0         | 14         | 1         | 13        |
| 18-19                            | 6          | 3         | 3         | 6          | 0         | 6         |
| 20-24                            | 3          | 2         | 1         | 40         | 3         | 37        |
| 25-29                            | 1          | 0         | 1         | 11         | 1         | 10        |
| 30-34                            | 1          | 0         | 1         | 2          | 0         | 2         |
| 35-39                            | 0          | 0         | 0         | 2          | 1         | 1         |
| 40-44                            | 0          | 0         | 0         | 0          | 0         | 0         |
| >44                              | 0          | 0         | 0         | 0          | 0         | 0         |
| <b>% BIRTH WEIGHT (grams)</b>    |            |           |           |            |           |           |
| <500                             | 0          | 0         | 0         | 0          | 0         | 0         |
| 500-1499                         | 0          | 0         | 0         | 4          | 0         | 4         |
| 1500-2499                        | 0          | 0         | 0         | 7          | 2         | 5         |
| 2500-3999                        | 50         | 36        | 14        | 94         | 22        | 72        |
| ≥4000                            | 7          | 6         | 1         | 7          | 2         | 5         |
| <b>% OUT OF HOSPITAL BIRTHS</b>  | <b>1</b>   | <b>1</b>  | <b>0</b>  | <b>0</b>   | <b>0</b>  | <b>0</b>  |
| <b>SPONTANEOUS ABORTION RATE</b> | <b>4</b>   | <b>3</b>  | <b>1</b>  | <b>4</b>   | <b>0</b>  | <b>4</b>  |
| Age of Mother                    |            |           |           |            |           |           |
| 10-14                            | 0          | 0         | 0         | 1          | 0         | 1         |
| 15-17                            | 0          | 0         | 0         | 0          | 0         | 0         |
| 18-19                            | 1          | 1         | 0         | 1          | 0         | 1         |
| 20-24                            | 0          | 0         | 0         | 1          | 0         | 1         |
| 25-29                            | 2          | 2         | 0         | 1          | 0         | 1         |
| 30-34                            | 1          | 0         | 1         | 0          | 0         | 0         |
| 35-39                            | 0          | 0         | 0         | 0          | 0         | 0         |
| 40-44                            | 0          | 0         | 0         | 0          | 0         | 0         |
| >44                              | 0          | 0         | 0         | 0          | 0         | 0         |
| <b>INDUCED TERMINATION RATE</b>  | <b>0</b>   | <b>0</b>  | <b>0</b>  | <b>13</b>  | <b>3</b>  | <b>10</b> |
| Age of Recipient                 |            |           |           |            |           |           |
| 10-14                            | 0          | 0         | 0         | 0          | 0         | 0         |
| 15-17                            | 0          | 0         | 0         | 3          | 1         | 2         |
| 18-19                            | 0          | 0         | 0         | 1          | 1         | 0         |
| 20-24                            | 0          | 0         | 0         | 4          | 0         | 4         |
| 25-29                            | 0          | 0         | 0         | 0          | 0         | 0         |
| 30-34                            | 0          | 0         | 0         | 1          | 0         | 1         |
| 35-39                            | 0          | 0         | 0         | 3          | 0         | 3         |
| 40-44                            | 0          | 0         | 0         | 1          | 1         | 0         |
| >44                              | 0          | 0         | 0         | 0          | 0         | 0         |

## SELECTED VITAL STATISTICS BY RACE, BY CITY, 1989

| ITEM                             | BREMEN    |           |           | BRUNSWICK  |            |            |
|----------------------------------|-----------|-----------|-----------|------------|------------|------------|
|                                  | NUMBER    |           |           | NUMBER     |            |            |
|                                  | Total     | White     | Black     | Total      | White      | Black      |
| <b>POPULATION</b>                |           |           |           |            |            |            |
| <b>LIVE BIRTHS</b>               | <b>64</b> | <b>51</b> | <b>13</b> | <b>396</b> | <b>136</b> | <b>258</b> |
| 10-14                            | 0         | 0         | 0         | 2          | 1          | 1          |
| 15-17                            | 2         | 0         | 2         | 43         | 10         | 33         |
| 18-19                            | 8         | 7         | 1         | 67         | 22         | 45         |
| Age of Mother                    |           |           |           |            |            |            |
| 20-24                            | 29        | 22        | 7         | 149        | 51         | 97         |
| 25-29                            | 19        | 18        | 1         | 84         | 30         | 54         |
| 30-34                            | 4         | 3         | 1         | 42         | 18         | 23         |
| 35-39                            | 2         | 1         | 1         | 9          | 4          | 5          |
| 40-44                            | 0         | 0         | 0         | 0          | 0          | 0          |
| >44                              | 0         | 0         | 0         | 0          | 0          | 0          |
| <b>UNWED MOTHER BIRTH RATE</b>   | <b>19</b> | <b>10</b> | <b>9</b>  | <b>225</b> | <b>39</b>  | <b>186</b> |
| 10-14                            | 0         | 0         | 0         | 1          | 0          | 1          |
| 15-17                            | 2         | 0         | 2         | 38         | 5          | 33         |
| 18-19                            | 4         | 3         | 1         | 47         | 7          | 40         |
| Age of Mother                    |           |           |           |            |            |            |
| 20-24                            | 11        | 5         | 6         | 85         | 17         | 68         |
| 25-29                            | 2         | 2         | 0         | 35         | 5          | 30         |
| 30-34                            | 0         | 0         | 0         | 18         | 5          | 13         |
| 35-39                            | 0         | 0         | 0         | 1          | 0          | 1          |
| 40-44                            | 0         | 0         | 0         | 0          | 0          | 0          |
| >44                              | 0         | 0         | 0         | 0          | 0          | 0          |
| <b>% BIRTH WEIGHT (grams)</b>    |           |           |           |            |            |            |
| <500                             | 0         | 0         | 0         | 1          | 1          | 0          |
| 500-1499                         | 1         | 0         | 1         | 6          | 1          | 5          |
| 1500-2499                        | 3         | 3         | 0         | 34         | 7          | 26         |
| 2500-3999                        | 56        | 44        | 12        | 324        | 105        | 219        |
| ≥4000                            | 4         | 4         | 0         | 31         | 22         | 8          |
| <b>% OUT OF HOSPITAL BIRTHS</b>  | <b>0</b>  | <b>0</b>  | <b>0</b>  | <b>2</b>   | <b>0</b>   | <b>2</b>   |
| <b>SPONTANEOUS ABORTION RATE</b> | <b>5</b>  | <b>5</b>  | <b>0</b>  | <b>18</b>  | <b>6</b>   | <b>12</b>  |
| 10-14                            | 0         | 0         | 0         | 0          | 0          | 0          |
| 15-17                            | 1         | 1         | 0         | 1          | 1          | 0          |
| 18-19                            | 0         | 0         | 0         | 2          | 0          | 2          |
| Age of Mother                    |           |           |           |            |            |            |
| 20-24                            | 0         | 0         | 0         | 7          | 1          | 6          |
| 25-29                            | 2         | 2         | 0         | 6          | 4          | 2          |
| 30-34                            | 1         | 1         | 0         | 2          | 0          | 2          |
| 35-39                            | 1         | 1         | 0         | 0          | 0          | 0          |
| 40-44                            | 0         | 0         | 0         | 0          | 0          | 0          |
| >44                              | 0         | 0         | 0         | 0          | 0          | 0          |
| <b>INDUCED TERMINATION RATE</b>  | <b>9</b>  | <b>6</b>  | <b>2</b>  | <b>47</b>  | <b>30</b>  | <b>17</b>  |
| 10-14                            | 0         | 0         | 0         | 0          | 0          | 0          |
| 15-17                            | 1         | 0         | 1         | 5          | 3          | 2          |
| 18-19                            | 4         | 3         | 1         | 2          | 1          | 1          |
| Age of Recipient                 |           |           |           |            |            |            |
| 20-24                            | 1         | 0         | 0         | 24         | 15         | 9          |
| 25-29                            | 2         | 2         | 0         | 7          | 5          | 2          |
| 30-34                            | 1         | 1         | 0         | 6          | 4          | 2          |
| 35-39                            | 0         | 0         | 0         | 2          | 1          | 1          |
| 40-44                            | 0         | 0         | 0         | 1          | 1          | 0          |
| >44                              | 0         | 0         | 0         | 0          | 0          | 0          |

## SELECTED VITAL STATISTICS BY RACE, BY CITY, 1989

| ITEM                             | BUFORD     |            |           | CAIRO      |           |           |
|----------------------------------|------------|------------|-----------|------------|-----------|-----------|
|                                  | NUMBER     |            |           | NUMBER     |           |           |
|                                  | Total      | White      | Black     | Total      | White     | Black     |
| <b>POPULATION</b>                |            |            |           |            |           |           |
| <b>LIVE BIRTHS</b>               | <b>202</b> | <b>177</b> | <b>24</b> | <b>151</b> | <b>61</b> | <b>89</b> |
| Age of Mother                    |            |            |           |            |           |           |
| 10-14                            | 1          | 1          | 0         | 1          | 0         | 1         |
| 15-17                            | 7          | 6          | 1         | 15         | 5         | 10        |
| 18-19                            | 15         | 9          | 5         | 24         | 10        | 14        |
| 20-24                            | 71         | 64         | 7         | 50         | 20        | 30        |
| 25-29                            | 82         | 72         | 10        | 39         | 17        | 21        |
| 30-34                            | 19         | 18         | 1         | 17         | 7         | 10        |
| 35-39                            | 6          | 6          | 0         | 4          | 2         | 2         |
| 40-44                            | 1          | 1          | 0         | 1          | 0         | 1         |
| >44                              | 0          | 0          | 0         | 0          | 0         | 0         |
| <b>UNWED MOTHER BIRTH RATE</b>   | <b>42</b>  | <b>29</b>  | <b>12</b> | <b>71</b>  | <b>14</b> | <b>57</b> |
| Age of Mother                    |            |            |           |            |           |           |
| 10-14                            | 0          | 0          | 0         | 1          | 0         | 1         |
| 15-17                            | 3          | 2          | 1         | 13         | 4         | 9         |
| 18-19                            | 8          | 2          | 5         | 18         | 4         | 14        |
| 20-24                            | 14         | 11         | 3         | 21         | 5         | 16        |
| 25-29                            | 11         | 8          | 3         | 13         | 1         | 12        |
| 30-34                            | 5          | 5          | 0         | 3          | 0         | 3         |
| 35-39                            | 1          | 1          | 0         | 2          | 0         | 2         |
| 40-44                            | 0          | 0          | 0         | 0          | 0         | 0         |
| >44                              | 0          | 0          | 0         | 0          | 0         | 0         |
| <b>% BIRTH WEIGHT (grams)</b>    |            |            |           |            |           |           |
| <500                             | 0          | 0          | 0         | 0          | 0         | 0         |
| 500-1499                         | 2          | 1          | 1         | 2          | 1         | 1         |
| 1500-2499                        | 12         | 8          | 4         | 12         | 4         | 8         |
| 2500-3999                        | 170        | 152        | 17        | 129        | 52        | 76        |
| ≥4000                            | 18         | 16         | 2         | 8          | 4         | 4         |
| <b>% OUT OF HOSPITAL BIRTHS</b>  | <b>0</b>   | <b>0</b>   | <b>0</b>  | <b>2</b>   | <b>0</b>  | <b>2</b>  |
| <b>SPONTANEOUS ABORTION RATE</b> | <b>19</b>  | <b>16</b>  | <b>3</b>  | <b>2</b>   | <b>1</b>  | <b>1</b>  |
| Age of Mother                    |            |            |           |            |           |           |
| 10-14                            | 1          | 1          | 0         | 0          | 0         | 0         |
| 15-17                            | 0          | 0          | 0         | 0          | 0         | 0         |
| 18-19                            | 4          | 3          | 1         | 1          | 0         | 1         |
| 20-24                            | 3          | 3          | 0         | 1          | 1         | 0         |
| 25-29                            | 6          | 6          | 0         | 0          | 0         | 0         |
| 30-34                            | 4          | 2          | 2         | 0          | 0         | 0         |
| 35-39                            | 1          | 1          | 0         | 0          | 0         | 0         |
| 40-44                            | 0          | 0          | 0         | 0          | 0         | 0         |
| >44                              | 0          | 0          | 0         | 0          | 0         | 0         |
| <b>INDUCED TERMINATION RATE</b>  | <b>56</b>  | <b>53</b>  | <b>2</b>  | <b>1</b>   | <b>1</b>  | <b>0</b>  |
| Age of Recipient                 |            |            |           |            |           |           |
| 10-14                            | 0          | 0          | 0         | 0          | 0         | 0         |
| 15-17                            | 4          | 3          | 0         | 0          | 0         | 0         |
| 18-19                            | 7          | 7          | 0         | 1          | 1         | 0         |
| 20-24                            | 18         | 17         | 1         | 0          | 0         | 0         |
| 25-29                            | 12         | 11         | 1         | 0          | 0         | 0         |
| 30-34                            | 12         | 12         | 0         | 0          | 0         | 0         |
| 35-39                            | 1          | 1          | 0         | 0          | 0         | 0         |
| 40-44                            | 2          | 2          | 0         | 0          | 0         | 0         |
| >44                              | 0          | 0          | 0         | 0          | 0         | 0         |

## SELECTED VITAL STATISTICS BY RACE, BY CITY, 1989

| ITEM                             | CALHOUN |       |       | CAMILLA |       |       |
|----------------------------------|---------|-------|-------|---------|-------|-------|
|                                  | NUMBER  |       |       | NUMBER  |       |       |
|                                  | Total   | White | Black | Total   | White | Black |
| <b>POPULATION</b>                |         |       |       |         |       |       |
| <b>LIVE BIRTHS</b>               | 182     | 161   | 20    | 94      | 24    | 68    |
| 10-14                            | 0       | 0     | 0     | 2       | 0     | 2     |
| 15-17                            | 18      | 17    | 1     | 11      | 0     | 11    |
| 18-19                            | 40      | 32    | 8     | 13      | 2     | 11    |
| Age of Mother                    |         |       |       |         |       |       |
| 20-24                            | 72      | 65    | 7     | 32      | 9     | 23    |
| 25-29                            | 37      | 33    | 4     | 20      | 9     | 11    |
| 30-34                            | 10      | 10    | 0     | 13      | 4     | 7     |
| 35-39                            | 4       | 4     | 0     | 1       | 0     | 1     |
| 40-44                            | 1       | 0     | 0     | 2       | 0     | 2     |
| >44                              | 0       | 0     | 0     | 0       | 0     | 0     |
| <b>UNWED MOTHER BIRTH RATE</b>   | 49      | 34    | 15    | 66      | 5     | 61    |
| 10-14                            | 0       | 0     | 0     | 2       | 0     | 2     |
| 15-17                            | 9       | 8     | 1     | 11      | 0     | 11    |
| 18-19                            | 15      | 8     | 7     | 11      | 1     | 10    |
| Age of Mother                    |         |       |       |         |       |       |
| 20-24                            | 17      | 12    | 5     | 24      | 2     | 22    |
| 25-29                            | 7       | 5     | 2     | 12      | 2     | 10    |
| 30-34                            | 1       | 1     | 0     | 3       | 0     | 3     |
| 35-39                            | 0       | 0     | 0     | 1       | 0     | 1     |
| 40-44                            | 0       | 0     | 0     | 2       | 0     | 2     |
| >44                              | 0       | 0     | 0     | 0       | 0     | 0     |
| <b>% BIRTH WEIGHT (grams)</b>    |         |       |       |         |       |       |
| <500                             | 0       | 0     | 0     | 0       | 0     | 0     |
| 500-1499                         | 6       | 5     | 1     | 3       | 1     | 2     |
| 1500-2499                        | 13      | 10    | 3     | 12      | 1     | 9     |
| 2500-3999                        | 145     | 129   | 15    | 75      | 19    | 56    |
| ≥4000                            | 18      | 17    | 1     | 4       | 3     | 1     |
| <b>% OUT OF HOSPITAL BIRTHS</b>  | 0       | 0     | 0     | 0       | 0     | 0     |
| <b>SPONTANEOUS ABORTION RATE</b> | 14      | 13    | 1     | 6       | 1     | 4     |
| 10-14                            | 0       | 0     | 0     | 0       | 0     | 0     |
| 15-17                            | 1       | 1     | 0     | 0       | 0     | 0     |
| 18-19                            | 1       | 1     | 0     | 0       | 0     | 0     |
| Age of Mother                    |         |       |       |         |       |       |
| 20-24                            | 7       | 7     | 0     | 2       | 0     | 2     |
| 25-29                            | 1       | 1     | 0     | 1       | 1     | 0     |
| 30-34                            | 3       | 2     | 1     | 3       | 0     | 2     |
| 35-39                            | 1       | 1     | 0     | 0       | 0     | 0     |
| 40-44                            | 0       | 0     | 0     | 0       | 0     | 0     |
| >44                              | 0       | 0     | 0     | 0       | 0     | 0     |
| <b>INDUCED TERMINATION RATE</b>  | 26      | 22    | 3     | 6       | 2     | 4     |
| 10-14                            | 0       | 0     | 0     | 0       | 0     | 0     |
| 15-17                            | 3       | 3     | 0     | 1       | 0     | 1     |
| 18-19                            | 7       | 7     | 0     | 2       | 0     | 2     |
| Age of Recipient                 |         |       |       |         |       |       |
| 20-24                            | 8       | 6     | 2     | 0       | 0     | 0     |
| 25-29                            | 2       | 1     | 1     | 1       | 1     | 0     |
| 30-34                            | 4       | 3     | 0     | 1       | 1     | 0     |
| 35-39                            | 2       | 2     | 0     | 1       | 0     | 1     |
| 40-44                            | 0       | 0     | 0     | 0       | 0     | 0     |
| >44                              | 0       | 0     | 0     | 0       | 0     | 0     |

## SELECTED VITAL STATISTICS BY RACE, BY CITY, 1989

| ITEM                             | CANTON |       |       | CARROLLTON |       |       |
|----------------------------------|--------|-------|-------|------------|-------|-------|
|                                  | NUMBER |       |       | NUMBER     |       |       |
|                                  | Total  | White | Black | Total      | White | Black |
| <b>POPULATION</b>                |        |       |       |            |       |       |
| <b>LIVE BIRTHS</b>               | 127    | 118   | 9     | 268        | 146   | 118   |
| 10-14                            | 0      | 0     | 0     | 3          | 1     | 2     |
| 15-17                            | 6      | 6     | 0     | 31         | 13    | 18    |
| 18-19                            | 22     | 20    | 2     | 33         | 16    | 17    |
| Age of Mother                    |        |       |       |            |       |       |
| 20-24                            | 42     | 38    | 4     | 91         | 46    | 44    |
| 25-29                            | 39     | 37    | 2     | 66         | 44    | 22    |
| 30-34                            | 14     | 14    | 0     | 31         | 18    | 10    |
| 35-39                            | 4      | 3     | 1     | 9          | 4     | 5     |
| 40-44                            | 0      | 0     | 0     | 4          | 4     | 0     |
| >44                              | 0      | 0     | 0     | 0          | 0     | 0     |
| <b>UNWED MOTHER BIRTH RATE</b>   | 22     | 16    | 6     | 115        | 25    | 90    |
| 10-14                            | 0      | 0     | 0     | 3          | 1     | 2     |
| 15-17                            | 3      | 3     | 0     | 23         | 5     | 18    |
| 18-19                            | 7      | 5     | 2     | 22         | 6     | 16    |
| Age of Mother                    |        |       |       |            |       |       |
| 20-24                            | 8      | 6     | 2     | 41         | 7     | 34    |
| 25-29                            | 3      | 2     | 1     | 15         | 4     | 11    |
| 30-34                            | 0      | 0     | 0     | 9          | 2     | 7     |
| 35-39                            | 1      | 0     | 1     | 2          | 0     | 2     |
| 40-44                            | 0      | 0     | 0     | 0          | 0     | 0     |
| >44                              | 0      | 0     | 0     | 0          | 0     | 0     |
| <b>% BIRTH WEIGHT (grams)</b>    |        |       |       |            |       |       |
| <500                             | 1      | 1     | 0     | 0          | 0     | 0     |
| 500-1499                         | 0      | 0     | 0     | 3          | 0     | 3     |
| 1500-2499                        | 5      | 4     | 1     | 27         | 13    | 14    |
| 2500-3999                        | 100    | 94    | 6     | 210        | 111   | 96    |
| ≥4000                            | 21     | 19    | 2     | 28         | 22    | 5     |
| <b>% OUT OF HOSPITAL BIRTHS</b>  | 1      | 1     | 0     | 1          | 1     | 0     |
| <b>SPONTANEOUS ABORTION RATE</b> | 4      | 3     | 1     | 29         | 15    | 14    |
| 10-14                            | 0      | 0     | 0     | 0          | 0     | 0     |
| 15-17                            | 0      | 0     | 0     | 4          | 0     | 4     |
| 18-19                            | 2      | 2     | 0     | 2          | 1     | 1     |
| Age of Mother                    |        |       |       |            |       |       |
| 20-24                            | 0      | 0     | 0     | 10         | 4     | 6     |
| 25-29                            | 0      | 0     | 0     | 5          | 3     | 2     |
| 30-34                            | 1      | 0     | 1     | 7          | 6     | 1     |
| 35-39                            | 1      | 1     | 0     | 1          | 1     | 0     |
| 40-44                            | 0      | 0     | 0     | 0          | 0     | 0     |
| >44                              | 0      | 0     | 0     | 0          | 0     | 0     |
| <b>INDUCED TERMINATION RATE</b>  | 33     | 32    | 1     | 98         | 65    | 27    |
| 10-14                            | 1      | 1     | 0     | 1          | 1     | 0     |
| 15-17                            | 4      | 4     | 0     | 3          | 3     | 0     |
| 18-19                            | 8      | 8     | 0     | 23         | 16    | 6     |
| Age of Recipient                 |        |       |       |            |       |       |
| 20-24                            | 8      | 8     | 0     | 48         | 32    | 14    |
| 25-29                            | 8      | 7     | 1     | 13         | 7     | 4     |
| 30-34                            | 1      | 1     | 0     | 3          | 2     | 0     |
| 35-39                            | 3      | 3     | 0     | 5          | 2     | 3     |
| 40-44                            | 0      | 0     | 0     | 2          | 2     | 0     |
| >44                              | 0      | 0     | 0     | 0          | 0     | 0     |

## SELECTED VITAL STATISTICS BY RACE, BY CITY, 1989

| ITEM                             | CARTERSVILLE |            |           | CEDARTOWN  |           |           |
|----------------------------------|--------------|------------|-----------|------------|-----------|-----------|
|                                  | NUMBER       |            |           | NUMBER     |           |           |
|                                  | Total        | White      | Black     | Total      | White     | Black     |
| <b>POPULATION</b>                |              |            |           |            |           |           |
| <b>LIVE BIRTHS</b>               | <b>176</b>   | <b>121</b> | <b>53</b> | <b>127</b> | <b>88</b> | <b>39</b> |
| 10-14                            | 0            | 0          | 0         | 2          | 0         | 2         |
| 15-17                            | 12           | 7          | 5         | 10         | 7         | 3         |
| 18-19                            | 24           | 16         | 8         | 19         | 11        | 8         |
| 20-24                            | 71           | 46         | 25        | 55         | 41        | 14        |
| 25-29                            | 42           | 33         | 8         | 23         | 17        | 6         |
| 30-34                            | 19           | 11         | 7         | 15         | 10        | 5         |
| 35-39                            | 7            | 7          | 0         | 3          | 2         | 1         |
| 40-44                            | 1            | 1          | 0         | 0          | 0         | 0         |
| >44                              | 0            | 0          | 0         | 0          | 0         | 0         |
| <b>UNWED MOTHER BIRTH RATE</b>   | <b>57</b>    | <b>22</b>  | <b>35</b> | <b>42</b>  | <b>13</b> | <b>29</b> |
| 10-14                            | 0            | 0          | 0         | 2          | 0         | 2         |
| 15-17                            | 6            | 1          | 5         | 3          | 1         | 2         |
| 18-19                            | 13           | 6          | 7         | 10         | 4         | 6         |
| 20-24                            | 25           | 9          | 16        | 14         | 4         | 10        |
| 25-29                            | 10           | 5          | 5         | 8          | 3         | 5         |
| 30-34                            | 2            | 0          | 2         | 5          | 1         | 4         |
| 35-39                            | 1            | 1          | 0         | 0          | 0         | 0         |
| 40-44                            | 0            | 0          | 0         | 0          | 0         | 0         |
| >44                              | 0            | 0          | 0         | 0          | 0         | 0         |
| <b>% BIRTH WEIGHT (grams)</b>    |              |            |           |            |           |           |
| <500                             | 0            | 0          | 0         | 0          | 0         | 0         |
| 500-1499                         | 3            | 2          | 1         | 0          | 0         | 0         |
| 1500-2499                        | 15           | 7          | 8         | 13         | 7         | 6         |
| 2500-3999                        | 142          | 99         | 41        | 103        | 70        | 33        |
| ≥4000                            | 16           | 13         | 3         | 11         | 11        | 0         |
| <b>% OUT OF HOSPITAL BIRTHS</b>  | <b>2</b>     | <b>1</b>   | <b>1</b>  | <b>0</b>   | <b>0</b>  | <b>0</b>  |
| <b>SPONTANEOUS ABORTION RATE</b> | <b>13</b>    | <b>10</b>  | <b>3</b>  | <b>7</b>   | <b>7</b>  | <b>0</b>  |
| 10-14                            | 0            | 0          | 0         | 0          | 0         | 0         |
| 15-17                            | 0            | 0          | 0         | 0          | 0         | 0         |
| 18-19                            | 1            | 1          | 0         | 1          | 1         | 0         |
| 20-24                            | 4            | 2          | 2         | 2          | 2         | 0         |
| 25-29                            | 4            | 3          | 1         | 2          | 2         | 0         |
| 30-34                            | 2            | 2          | 0         | 2          | 2         | 0         |
| 35-39                            | 0            | 0          | 0         | 0          | 0         | 0         |
| 40-44                            | 2            | 2          | 0         | 0          | 0         | 0         |
| >44                              | 0            | 0          | 0         | 0          | 0         | 0         |
| <b>INDUCED TERMINATION RATE</b>  | <b>43</b>    | <b>34</b>  | <b>9</b>  | <b>26</b>  | <b>20</b> | <b>6</b>  |
| 10-14                            | 1            | 1          | 0         | 1          | 1         | 0         |
| 15-17                            | 3            | 2          | 1         | 2          | 1         | 1         |
| 18-19                            | 8            | 8          | 0         | 7          | 6         | 1         |
| 20-24                            | 16           | 11         | 5         | 8          | 7         | 1         |
| 25-29                            | 8            | 5          | 3         | 2          | 2         | 0         |
| 30-34                            | 6            | 6          | 0         | 5          | 2         | 3         |
| 35-39                            | 1            | 1          | 0         | 1          | 1         | 0         |
| 40-44                            | 0            | 0          | 0         | 0          | 0         | 0         |
| >44                              | 0            | 0          | 0         | 0          | 0         | 0         |

## SELECTED VITAL STATISTICS BY RACE, BY CITY, 1989

| ITEM                             | CENTERVILLE |           |          | CHAMBLEE   |            |           |
|----------------------------------|-------------|-----------|----------|------------|------------|-----------|
|                                  | NUMBER      |           |          | NUMBER     |            |           |
|                                  | Total       | White     | Black    | Total      | White      | Black     |
| <b>POPULATION</b>                |             |           |          |            |            |           |
| <b>LIVE BIRTHS</b>               | <b>58</b>   | <b>52</b> | <b>6</b> | <b>267</b> | <b>153</b> | <b>77</b> |
| 10-14                            | 0           | 0         | 0        | 3          | 1          | 2         |
| 15-17                            | 4           | 2         | 2        | 15         | 5          | 7         |
| 18-19                            | 4           | 3         | 1        | 21         | 14         | 5         |
| Age of Mother                    |             |           |          |            |            |           |
| 20-24                            | 15          | 13        | 2        | 82         | 46         | 30        |
| 25-29                            | 19          | 18        | 1        | 77         | 47         | 17        |
| 30-34                            | 12          | 12        | 0        | 45         | 29         | 12        |
| 35-39                            | 4           | 4         | 0        | 22         | 10         | 4         |
| 40-44                            | 0           | 0         | 0        | 2          | 1          | 0         |
| >44                              | 0           | 0         | 0        | 0          | 0          | 0         |
| <b>UNWED MOTHER BIRTH RATE</b>   | <b>9</b>    | <b>6</b>  | <b>3</b> | <b>114</b> | <b>54</b>  | <b>47</b> |
| 10-14                            | 0           | 0         | 0        | 3          | 1          | 2         |
| 15-17                            | 3           | 1         | 2        | 14         | 4          | 7         |
| 18-19                            | 1           | 1         | 0        | 15         | 9          | 5         |
| Age of Mother                    |             |           |          |            |            |           |
| 20-24                            | 3           | 2         | 1        | 46         | 24         | 20        |
| 25-29                            | 0           | 0         | 0        | 21         | 9          | 9         |
| 30-34                            | 1           | 1         | 0        | 8          | 6          | 2         |
| 35-39                            | 1           | 1         | 0        | 6          | 1          | 2         |
| 40-44                            | 0           | 0         | 0        | 1          | 0          | 0         |
| >44                              | 0           | 0         | 0        | 0          | 0          | 0         |
| <b>% BIRTH WEIGHT (grams)</b>    |             |           |          |            |            |           |
| <500                             | 0           | 0         | 0        | 0          | 0          | 0         |
| 500-1499                         | 1           | 0         | 1        | 3          | 0          | 3         |
| 1500-2499                        | 2           | 2         | 0        | 16         | 8          | 6         |
| 2500-3999                        | 46          | 42        | 4        | 215        | 122        | 62        |
| ≥4000                            | 9           | 8         | 1        | 33         | 23         | 6         |
| <b>% OUT OF HOSPITAL BIRTHS</b>  | <b>0</b>    | <b>0</b>  | <b>0</b> | <b>3</b>   | <b>1</b>   | <b>1</b>  |
| <b>SPONTANEOUS ABORTION RATE</b> | <b>3</b>    | <b>2</b>  | <b>1</b> | <b>4</b>   | <b>4</b>   | <b>0</b>  |
| 10-14                            | 0           | 0         | 0        | 0          | 0          | 0         |
| 15-17                            | 1           | 1         | 0        | 0          | 0          | 0         |
| 18-19                            | 0           | 0         | 0        | 0          | 0          | 0         |
| Age of Mother                    |             |           |          |            |            |           |
| 20-24                            | 0           | 0         | 0        | 2          | 2          | 0         |
| 25-29                            | 1           | 1         | 0        | 0          | 0          | 0         |
| 30-34                            | 1           | 0         | 1        | 1          | 1          | 0         |
| 35-39                            | 0           | 0         | 0        | 1          | 1          | 0         |
| 40-44                            | 0           | 0         | 0        | 0          | 0          | 0         |
| >44                              | 0           | 0         | 0        | 0          | 0          | 0         |
| <b>INDUCED TERMINATION RATE</b>  | <b>4</b>    | <b>3</b>  | <b>0</b> | <b>109</b> | <b>47</b>  | <b>39</b> |
| 10-14                            | 0           | 0         | 0        | 0          | 0          | 0         |
| 15-17                            | 0           | 0         | 0        | 6          | 4          | 2         |
| 18-19                            | 2           | 1         | 0        | 5          | 4          | 1         |
| Age of Recipient                 |             |           |          |            |            |           |
| 20-24                            | 1           | 1         | 0        | 31         | 14         | 12        |
| 25-29                            | 1           | 1         | 0        | 34         | 15         | 14        |
| 30-34                            | 0           | 0         | 0        | 26         | 9          | 8         |
| 35-39                            | 0           | 0         | 0        | 7          | 1          | 2         |
| 40-44                            | 0           | 0         | 0        | 0          | 0          | 0         |
| >44                              | 0           | 0         | 0        | 0          | 0          | 0         |



## SELECTED VITAL STATISTICS BY RACE, BY CITY, 1989

| ITEM                             | CLARKSTON  |           |            | CLAXTON   |           |           |
|----------------------------------|------------|-----------|------------|-----------|-----------|-----------|
|                                  | NUMBER     |           |            | NUMBER    |           |           |
|                                  | Total      | White     | Black      | Total     | White     | Black     |
| <b>POPULATION</b>                |            |           |            |           |           |           |
| <b>LIVE BIRTHS</b>               | <b>320</b> | <b>82</b> | <b>220</b> | <b>50</b> | <b>20</b> | <b>30</b> |
| Age of Mother                    |            |           |            |           |           |           |
| 10-14                            | 1          | 0         | 1          | 1         | 0         | 1         |
| 15-17                            | 7          | 1         | 6          | 2         | 0         | 2         |
| 18-19                            | 27         | 7         | 16         | 9         | 3         | 6         |
| 20-24                            | 101        | 27        | 71         | 20        | 8         | 12        |
| 25-29                            | 117        | 29        | 80         | 11        | 6         | 5         |
| 30-34                            | 55         | 15        | 37         | 6         | 3         | 3         |
| 35-39                            | 9          | 1         | 8          | 1         | 0         | 1         |
| 40-44                            | 3          | 2         | 1          | 0         | 0         | 0         |
| >44                              | 0          | 0         | 0          | 0         | 0         | 0         |
| <b>UNWED MOTHER BIRTH RATE</b>   | <b>126</b> | <b>20</b> | <b>98</b>  | <b>26</b> | <b>5</b>  | <b>21</b> |
| Age of Mother                    |            |           |            |           |           |           |
| 10-14                            | 1          | 0         | 1          | 1         | 0         | 1         |
| 15-17                            | 6          | 0         | 6          | 2         | 0         | 2         |
| 18-19                            | 19         | 3         | 13         | 6         | 1         | 5         |
| 20-24                            | 44         | 6         | 38         | 11        | 3         | 8         |
| 25-29                            | 36         | 7         | 25         | 4         | 1         | 3         |
| 30-34                            | 15         | 3         | 11         | 2         | 0         | 2         |
| 35-39                            | 3          | 0         | 3          | 0         | 0         | 0         |
| 40-44                            | 2          | 1         | 1          | 0         | 0         | 0         |
| >44                              | 0          | 0         | 0          | 0         | 0         | 0         |
| <b>% BIRTH WEIGHT (grams)</b>    |            |           |            |           |           |           |
| <500                             | 2          | 0         | 2          | 0         | 0         | 0         |
| 500-1499                         | 4          | 1         | 3          | 0         | 0         | 0         |
| 1500-2499                        | 27         | 4         | 22         | 3         | 0         | 3         |
| 2500-3999                        | 268        | 71        | 180        | 45        | 19        | 26        |
| ≥4000                            | 19         | 6         | 13         | 2         | 1         | 1         |
| <b>% OUT OF HOSPITAL BIRTHS</b>  | <b>3</b>   | <b>0</b>  | <b>2</b>   | <b>0</b>  | <b>0</b>  | <b>0</b>  |
| <b>SPONTANEOUS ABORTION RATE</b> | <b>12</b>  | <b>1</b>  | <b>11</b>  | <b>6</b>  | <b>1</b>  | <b>5</b>  |
| Age of Mother                    |            |           |            |           |           |           |
| 10-14                            | 0          | 0         | 0          | 0         | 0         | 0         |
| 15-17                            | 1          | 0         | 1          | 1         | 0         | 1         |
| 18-19                            | 0          | 0         | 0          | 0         | 0         | 0         |
| 20-24                            | 5          | 0         | 5          | 3         | 1         | 2         |
| 25-29                            | 1          | 0         | 1          | 2         | 0         | 2         |
| 30-34                            | 4          | 0         | 4          | 0         | 0         | 0         |
| 35-39                            | 0          | 0         | 0          | 0         | 0         | 0         |
| 40-44                            | 1          | 1         | 0          | 0         | 0         | 0         |
| >44                              | 0          | 0         | 0          | 0         | 0         | 0         |
| <b>INDUCED TERMINATION RATE</b>  | <b>180</b> | <b>25</b> | <b>139</b> | <b>10</b> | <b>4</b>  | <b>6</b>  |
| Age of Recipient                 |            |           |            |           |           |           |
| 10-14                            | 1          | 0         | 1          | 1         | 1         | 0         |
| 15-17                            | 6          | 0         | 5          | 2         | 1         | 1         |
| 18-19                            | 13         | 3         | 8          | 0         | 0         | 0         |
| 20-24                            | 66         | 8         | 52         | 2         | 1         | 1         |
| 25-29                            | 60         | 11        | 45         | 4         | 1         | 3         |
| 30-34                            | 18         | 0         | 15         | 0         | 0         | 0         |
| 35-39                            | 16         | 3         | 13         | 1         | 0         | 1         |
| 40-44                            | 0          | 0         | 0          | 0         | 0         | 0         |
| >44                              | 0          | 0         | 0          | 0         | 0         | 0         |

## SELECTED VITAL STATISTICS BY RACE, BY CITY, 1989

| ITEM                             | COCHRAN |       |       | COLLEGE PARK |       |       |
|----------------------------------|---------|-------|-------|--------------|-------|-------|
|                                  | NUMBER  |       |       | NUMBER       |       |       |
|                                  | Total   | White | Black | Total        | White | Black |
| <b>POPULATION</b>                |         |       |       |              |       |       |
| <b>LIVE BIRTHS</b>               | 72      | 36    | 36    | 1001         | 145   | 824   |
| 10-14                            | 0       | 0     | 0     | 6            | 1     | 5     |
| 15-17                            | 13      | 5     | 8     | 56           | 6     | 49    |
| 18-19                            | 8       | 5     | 3     | 107          | 17    | 83    |
| 20-24                            | 20      | 9     | 11    | 315          | 52    | 254   |
| 25-29                            | 25      | 12    | 13    | 303          | 39    | 256   |
| 30-34                            | 4       | 3     | 1     | 156          | 24    | 129   |
| 35-39                            | 2       | 2     | 0     | 51           | 6     | 44    |
| 40-44                            | 0       | 0     | 0     | 7            | 0     | 4     |
| >44                              | 0       | 0     | 0     | 0            | 0     | 0     |
| <b>UNWED MOTHER BIRTH RATE</b>   | 33      | 4     | 29    | 516          | 49    | 459   |
| 10-14                            | 0       | 0     | 0     | 6            | 1     | 5     |
| 15-17                            | 9       | 2     | 7     | 52           | 3     | 49    |
| 18-19                            | 3       | 1     | 2     | 91           | 8     | 81    |
| 20-24                            | 9       | 0     | 9     | 193          | 21    | 170   |
| 25-29                            | 11      | 0     | 11    | 112          | 9     | 101   |
| 30-34                            | 1       | 1     | 0     | 39           | 7     | 31    |
| 35-39                            | 0       | 0     | 0     | 20           | 0     | 20    |
| 40-44                            | 0       | 0     | 0     | 3            | 0     | 2     |
| >44                              | 0       | 0     | 0     | 0            | 0     | 0     |
| <b>% BIRTH WEIGHT (grams)</b>    |         |       |       |              |       |       |
| <500                             | 0       | 0     | 0     | 0            | 0     | 0     |
| 500-1499                         | 2       | 1     | 1     | 25           | 4     | 21    |
| 1500-2499                        | 7       | 1     | 6     | 66           | 5     | 58    |
| 2500-3999                        | 61      | 34    | 27    | 839          | 121   | 689   |
| ≥4000                            | 2       | 0     | 2     | 71           | 15    | 56    |
| <b>% OUT OF HOSPITAL BIRTHS</b>  | 0       | 0     | 0     | 7            | 0     | 7     |
| <b>SPONTANEOUS ABORTION RATE</b> | 3       | 3     | 0     | 82           | 7     | 74    |
| 10-14                            | 0       | 0     | 0     | 1            | 0     | 1     |
| 15-17                            | 0       | 0     | 0     | 6            | 0     | 6     |
| 18-19                            | 0       | 0     | 0     | 5            | 1     | 4     |
| 20-24                            | 0       | 0     | 0     | 21           | 2     | 19    |
| 25-29                            | 0       | 0     | 0     | 20           | 2     | 18    |
| 30-34                            | 0       | 0     | 0     | 19           | 2     | 16    |
| 35-39                            | 3       | 3     | 0     | 10           | 0     | 10    |
| 40-44                            | 0       | 0     | 0     | 0            | 0     | 0     |
| >44                              | 0       | 0     | 0     | 0            | 0     | 0     |
| <b>INDUCED TERMINATION RATE</b>  | 12      | 10    | 2     | 543          | 70    | 448   |
| 10-14                            | 0       | 0     | 0     | 2            | 0     | 2     |
| 15-17                            | 0       | 0     | 0     | 36           | 3     | 31    |
| 18-19                            | 2       | 1     | 1     | 57           | 10    | 45    |
| 20-24                            | 5       | 5     | 0     | 172          | 21    | 147   |
| 25-29                            | 1       | 1     | 0     | 148          | 23    | 118   |
| 30-34                            | 3       | 2     | 1     | 74           | 7     | 60    |
| 35-39                            | 1       | 1     | 0     | 46           | 6     | 38    |
| 40-44                            | 0       | 0     | 0     | 8            | 0     | 7     |
| >44                              | 0       | 0     | 0     | 0            | 0     | 0     |

## SELECTED VITAL STATISTICS BY RACE, BY CITY, 1989

| ITEM                             | COLUMBUS    |             |             | COMMERCE  |           |           |
|----------------------------------|-------------|-------------|-------------|-----------|-----------|-----------|
|                                  | NUMBER      |             |             | NUMBER    |           |           |
|                                  | Total       | White       | Black       | Total     | White     | Black     |
| <b>POPULATION</b>                |             |             |             |           |           |           |
| <b>LIVE BIRTHS</b>               | <b>3032</b> | <b>1576</b> | <b>1426</b> | <b>41</b> | <b>31</b> | <b>10</b> |
| 10-14                            | 20          | 1           | 19          | 0         | 0         | 0         |
| 15-17                            | 245         | 71          | 174         | 4         | 3         | 1         |
| 18-19                            | 390         | 165         | 224         | 4         | 3         | 1         |
| Age of Mother                    |             |             |             |           |           |           |
| 20-24                            | 999         | 520         | 470         | 15        | 11        | 4         |
| 25-29                            | 821         | 491         | 317         | 8         | 5         | 3         |
| 30-34                            | 406         | 245         | 157         | 8         | 8         | 0         |
| 35-39                            | 132         | 72          | 57          | 2         | 1         | 1         |
| 40-44                            | 19          | 11          | 8           | 0         | 0         | 0         |
| >44                              | 0           | 0           | 0           | 0         | 0         | 0         |
| <b>UNWED MOTHER BIRTH RATE</b>   | <b>1241</b> | <b>290</b>  | <b>949</b>  | <b>17</b> | <b>10</b> | <b>7</b>  |
| 10-14                            | 20          | 1           | 19          | 0         | 0         | 0         |
| 15-17                            | 199         | 33          | 166         | 4         | 3         | 1         |
| 18-19                            | 258         | 67          | 191         | 2         | 1         | 1         |
| Age of Mother                    |             |             |             |           |           |           |
| 20-24                            | 436         | 110         | 324         | 5         | 3         | 2         |
| 25-29                            | 205         | 52          | 153         | 3         | 1         | 2         |
| 30-34                            | 89          | 20          | 69          | 1         | 1         | 0         |
| 35-39                            | 29          | 4           | 25          | 2         | 1         | 1         |
| 40-44                            | 5           | 3           | 2           | 0         | 0         | 0         |
| >44                              | 0           | 0           | 0           | 0         | 0         | 0         |
| <b>% BIRTH WEIGHT (grams)</b>    |             |             |             |           |           |           |
| <500                             | 6           | 1           | 5           | 0         | 0         | 0         |
| 500-1499                         | 60          | 17          | 43          | 0         | 0         | 0         |
| 1500-2499                        | 196         | 74          | 122         | 3         | 3         | 0         |
| 2500-3999                        | 2516        | 1275        | 1213        | 32        | 22        | 10        |
| ≥4000                            | 254         | 209         | 43          | 6         | 6         | 0         |
| <b>% OUT OF HOSPITAL BIRTHS</b>  | <b>15</b>   | <b>4</b>    | <b>11</b>   | <b>0</b>  | <b>0</b>  | <b>0</b>  |
| <b>SPONTANEOUS ABORTION RATE</b> | <b>142</b>  | <b>50</b>   | <b>91</b>   | <b>1</b>  | <b>1</b>  | <b>0</b>  |
| 10-14                            | 0           | 0           | 0           | 0         | 0         | 0         |
| 15-17                            | 10          | 1           | 9           | 0         | 0         | 0         |
| 18-19                            | 17          | 6           | 11          | 0         | 0         | 0         |
| Age of Mother                    |             |             |             |           |           |           |
| 20-24                            | 55          | 21          | 33          | 0         | 0         | 0         |
| 25-29                            | 25          | 9           | 16          | 1         | 1         | 0         |
| 30-34                            | 25          | 11          | 14          | 0         | 0         | 0         |
| 35-39                            | 10          | 2           | 8           | 0         | 0         | 0         |
| 40-44                            | 0           | 0           | 0           | 0         | 0         | 0         |
| >44                              | 0           | 0           | 0           | 0         | 0         | 0         |
| <b>INDUCED TERMINATION RATE</b>  | <b>820</b>  | <b>392</b>  | <b>403</b>  | <b>8</b>  | <b>6</b>  | <b>2</b>  |
| 10-14                            | 13          | 5           | 8           | 0         | 0         | 0         |
| 15-17                            | 92          | 47          | 45          | 1         | 0         | 1         |
| 18-19                            | 120         | 55          | 64          | 2         | 2         | 0         |
| Age of Recipient                 |             |             |             |           |           |           |
| 20-24                            | 262         | 115         | 138         | 1         | 1         | 0         |
| 25-29                            | 182         | 92          | 81          | 2         | 1         | 1         |
| 30-34                            | 108         | 55          | 51          | 2         | 2         | 0         |
| 35-39                            | 35          | 19          | 13          | 0         | 0         | 0         |
| 40-44                            | 8           | 4           | 3           | 0         | 0         | 0         |
| >44                              | 0           | 0           | 0           | 0         | 0         | 0         |

## SELECTED VITAL STATISTICS BY RACE, BY CITY, 1989

| ITEM                             | CONYERS    |            |           | CORDELE    |           |            |
|----------------------------------|------------|------------|-----------|------------|-----------|------------|
|                                  | NUMBER     |            |           | NUMBER     |           |            |
|                                  | Total      | White      | Black     | Total      | White     | Black      |
| <b>POPULATION</b>                |            |            |           |            |           |            |
| <b>LIVE BIRTHS</b>               | <b>315</b> | <b>236</b> | <b>78</b> | <b>220</b> | <b>56</b> | <b>163</b> |
| Age of Mother                    |            |            |           |            |           |            |
| 10-14                            | 0          | 0          | 0         | 7          | 1         | 6          |
| 15-17                            | 31         | 19         | 12        | 26         | 4         | 22         |
| 18-19                            | 28         | 23         | 5         | 41         | 6         | 35         |
| 20-24                            | 92         | 70         | 22        | 71         | 21        | 50         |
| 25-29                            | 106        | 79         | 27        | 40         | 13        | 26         |
| 30-34                            | 46         | 37         | 8         | 21         | 6         | 15         |
| 35-39                            | 10         | 7          | 3         | 12         | 3         | 9          |
| 40-44                            | 2          | 1          | 1         | 2          | 2         | 0          |
| >44                              | 0          | 0          | 0         | 0          | 0         | 0          |
| <b>UNWED MOTHER BIRTH RATE</b>   | <b>91</b>  | <b>42</b>  | <b>49</b> | <b>143</b> | <b>12</b> | <b>131</b> |
| Age of Mother                    |            |            |           |            |           |            |
| 10-14                            | 0          | 0          | 0         | 7          | 1         | 6          |
| 15-17                            | 23         | 11         | 12        | 23         | 1         | 22         |
| 18-19                            | 13         | 11         | 2         | 38         | 3         | 35         |
| 20-24                            | 32         | 14         | 18        | 43         | 3         | 40         |
| 25-29                            | 19         | 4          | 15        | 17         | 3         | 14         |
| 30-34                            | 4          | 2          | 2         | 10         | 1         | 9          |
| 35-39                            | 0          | 0          | 0         | 5          | 0         | 5          |
| 40-44                            | 0          | 0          | 0         | 0          | 0         | 0          |
| >44                              | 0          | 0          | 0         | 0          | 0         | 0          |
| <b>% BIRTH WEIGHT (grams)</b>    |            |            |           |            |           |            |
| <500                             | 3          | 1          | 2         | 2          | 1         | 1          |
| 500-1499                         | 3          | 1          | 2         | 6          | 1         | 5          |
| 1500-2499                        | 18         | 11         | 7         | 26         | 2         | 24         |
| 2500-3999                        | 253        | 191        | 61        | 177        | 48        | 128        |
| ≥4000                            | 38         | 32         | 6         | 9          | 4         | 5          |
| <b>% OUT OF HOSPITAL BIRTHS</b>  | <b>0</b>   | <b>0</b>   | <b>0</b>  | <b>2</b>   | <b>1</b>  | <b>1</b>   |
| <b>SPONTANEOUS ABORTION RATE</b> | <b>24</b>  | <b>18</b>  | <b>6</b>  | <b>16</b>  | <b>5</b>  | <b>11</b>  |
| Age of Mother                    |            |            |           |            |           |            |
| 10-14                            | 0          | 0          | 0         | 0          | 0         | 0          |
| 15-17                            | 1          | 1          | 0         | 4          | 1         | 3          |
| 18-19                            | 3          | 0          | 3         | 2          | 0         | 2          |
| 20-24                            | 8          | 7          | 1         | 6          | 1         | 5          |
| 25-29                            | 4          | 4          | 0         | 3          | 2         | 1          |
| 30-34                            | 7          | 5          | 2         | 1          | 1         | 0          |
| 35-39                            | 1          | 1          | 0         | 0          | 0         | 0          |
| 40-44                            | 0          | 0          | 0         | 0          | 0         | 0          |
| >44                              | 0          | 0          | 0         | 0          | 0         | 0          |
| <b>INDUCED TERMINATION RATE</b>  | <b>101</b> | <b>79</b>  | <b>17</b> | <b>23</b>  | <b>11</b> | <b>12</b>  |
| Age of Recipient                 |            |            |           |            |           |            |
| 10-14                            | 1          | 1          | 0         | 0          | 0         | 0          |
| 15-17                            | 12         | 9          | 1         | 3          | 2         | 1          |
| 18-19                            | 13         | 12         | 1         | 3          | 1         | 2          |
| 20-24                            | 40         | 31         | 7         | 7          | 4         | 3          |
| 25-29                            | 21         | 15         | 5         | 4          | 1         | 3          |
| 30-34                            | 7          | 5          | 2         | 2          | 2         | 0          |
| 35-39                            | 6          | 5          | 1         | 4          | 1         | 3          |
| 40-44                            | 1          | 1          | 0         | 0          | 0         | 0          |
| >44                              | 0          | 0          | 0         | 0          | 0         | 0          |

## SELECTED VITAL STATISTICS BY RACE, BY CITY, 1989

| ITEM                             | CORNELIA |       |       | COVINGTON |       |       |
|----------------------------------|----------|-------|-------|-----------|-------|-------|
|                                  | NUMBER   |       |       | NUMBER    |       |       |
|                                  | Total    | White | Black | Total     | White | Black |
| <b>POPULATION</b>                |          |       |       |           |       |       |
| <b>LIVE BIRTHS</b>               | 62       | 48    | 8     | 252       | 112   | 138   |
| 10-14                            | 1        | 1     | 0     | 5         | 1     | 4     |
| 15-17                            | 7        | 5     | 2     | 35        | 10    | 25    |
| 18-19                            | 10       | 8     | 2     | 44        | 20    | 24    |
| 20-24                            | 19       | 14    | 2     | 102       | 53    | 47    |
| 25-29                            | 14       | 12    | 1     | 43        | 16    | 27    |
| 30-34                            | 8        | 5     | 1     | 17        | 10    | 7     |
| 35-39                            | 3        | 3     | 0     | 4         | 1     | 3     |
| 40-44                            | 0        | 0     | 0     | 1         | 0     | 1     |
| >44                              | 0        | 0     | 0     | 1         | 1     | 0     |
| <b>UNWED MOTHER BIRTH RATE</b>   | 22       | 15    | 5     | 135       | 20    | 115   |
| 10-14                            | 1        | 1     | 0     | 4         | 0     | 4     |
| 15-17                            | 3        | 1     | 2     | 26        | 3     | 23    |
| 18-19                            | 2        | 1     | 1     | 28        | 6     | 22    |
| 20-24                            | 8        | 6     | 1     | 48        | 9     | 39    |
| 25-29                            | 3        | 3     | 0     | 23        | 1     | 22    |
| 30-34                            | 4        | 2     | 1     | 5         | 1     | 4     |
| 35-39                            | 1        | 1     | 0     | 1         | 0     | 1     |
| 40-44                            | 0        | 0     | 0     | 0         | 0     | 0     |
| >44                              | 0        | 0     | 0     | 0         | 0     | 0     |
| <b>% BIRTH WEIGHT (grams)</b>    |          |       |       |           |       |       |
| <500                             | 0        | 0     | 0     | 0         | 0     | 0     |
| 500-1499                         | 2        | 1     | 0     | 8         | 1     | 7     |
| 1500-2499                        | 2        | 1     | 1     | 16        | 6     | 10    |
| 2500-3999                        | 56       | 44    | 7     | 204       | 85    | 117   |
| ≥4000                            | 2        | 2     | 0     | 24        | 20    | 4     |
| <b>% OUT OF HOSPITAL BIRTHS</b>  | 1        | 1     | 0     | 0         | 0     | 0     |
| <b>SPONTANEOUS ABORTION RATE</b> | 2        | 2     | 0     | 23        | 8     | 15    |
| 10-14                            | 0        | 0     | 0     | 0         | 0     | 0     |
| 15-17                            | 0        | 0     | 0     | 3         | 1     | 2     |
| 18-19                            | 0        | 0     | 0     | 5         | 1     | 4     |
| 20-24                            | 0        | 0     | 0     | 6         | 2     | 4     |
| 25-29                            | 2        | 2     | 0     | 5         | 2     | 3     |
| 30-34                            | 0        | 0     | 0     | 4         | 2     | 2     |
| 35-39                            | 0        | 0     | 0     | 0         | 0     | 0     |
| 40-44                            | 0        | 0     | 0     | 0         | 0     | 0     |
| >44                              | 0        | 0     | 0     | 0         | 0     | 0     |
| <b>INDUCED TERMINATION RATE</b>  | 13       | 12    | 1     | 65        | 31    | 31    |
| 10-14                            | 0        | 0     | 0     | 0         | 0     | 0     |
| 15-17                            | 0        | 0     | 0     | 6         | 2     | 4     |
| 18-19                            | 2        | 1     | 1     | 16        | 8     | 6     |
| 20-24                            | 3        | 3     | 0     | 22        | 14    | 7     |
| 25-29                            | 6        | 6     | 0     | 12        | 2     | 10    |
| 30-34                            | 2        | 2     | 0     | 6         | 3     | 3     |
| 35-39                            | 0        | 0     | 0     | 3         | 2     | 1     |
| 40-44                            | 0        | 0     | 0     | 0         | 0     | 0     |
| >44                              | 0        | 0     | 0     | 0         | 0     | 0     |

## SELECTED VITAL STATISTICS BY RACE, BY CITY, 1989

| ITEM                             | CUTHBERT  |          |           | DAHLONEGA |           |          |
|----------------------------------|-----------|----------|-----------|-----------|-----------|----------|
|                                  | NUMBER    |          |           | NUMBER    |           |          |
|                                  | Total     | White    | Black     | Total     | White     | Black    |
| <b>POPULATION</b>                |           |          |           |           |           |          |
| <b>LIVE BIRTHS</b>               | <b>67</b> | <b>8</b> | <b>59</b> | <b>29</b> | <b>28</b> | <b>1</b> |
| 10-14                            | 2         | 0        | 2         | 0         | 0         | 0        |
| 15-17                            | 9         | 2        | 7         | 2         | 2         | 0        |
| 18-19                            | 11        | 0        | 11        | 3         | 3         | 0        |
| 20-24                            | 14        | 1        | 13        | 4         | 4         | 0        |
| 25-29                            | 21        | 2        | 19        | 11        | 10        | 1        |
| 30-34                            | 8         | 3        | 5         | 7         | 7         | 0        |
| 35-39                            | 2         | 0        | 2         | 2         | 2         | 0        |
| 40-44                            | 0         | 0        | 0         | 0         | 0         | 0        |
| >44                              | 0         | 0        | 0         | 0         | 0         | 0        |
| <b>UNWED MOTHER BIRTH RATE</b>   | <b>43</b> | <b>1</b> | <b>42</b> | <b>8</b>  | <b>8</b>  | <b>0</b> |
| 10-14                            | 2         | 0        | 2         | 0         | 0         | 0        |
| 15-17                            | 8         | 1        | 7         | 1         | 1         | 0        |
| 18-19                            | 9         | 0        | 9         | 2         | 2         | 0        |
| 20-24                            | 11        | 0        | 11        | 2         | 2         | 0        |
| 25-29                            | 8         | 0        | 8         | 2         | 2         | 0        |
| 30-34                            | 3         | 0        | 3         | 1         | 1         | 0        |
| 35-39                            | 2         | 0        | 2         | 0         | 0         | 0        |
| 40-44                            | 0         | 0        | 0         | 0         | 0         | 0        |
| >44                              | 0         | 0        | 0         | 0         | 0         | 0        |
| <b>% BIRTH WEIGHT (grams)</b>    |           |          |           |           |           |          |
| <500                             | 0         | 0        | 0         | 0         | 0         | 0        |
| 500-1499                         | 3         | 0        | 3         | 0         | 0         | 0        |
| 1500-2499                        | 5         | 0        | 5         | 2         | 1         | 1        |
| 2500-3999                        | 54        | 7        | 47        | 24        | 24        | 0        |
| ≥4000                            | 5         | 1        | 4         | 3         | 3         | 0        |
| <b>% OUT OF HOSPITAL BIRTHS</b>  | <b>0</b>  | <b>0</b> | <b>0</b>  | <b>0</b>  | <b>0</b>  | <b>0</b> |
| <b>SPONTANEOUS ABORTION RATE</b> | <b>7</b>  | <b>0</b> | <b>7</b>  | <b>1</b>  | <b>1</b>  | <b>0</b> |
| 10-14                            | 0         | 0        | 0         | 0         | 0         | 0        |
| 15-17                            | 1         | 0        | 1         | 0         | 0         | 0        |
| 18-19                            | 1         | 0        | 1         | 0         | 0         | 0        |
| 20-24                            | 2         | 0        | 2         | 0         | 0         | 0        |
| 25-29                            | 1         | 0        | 1         | 0         | 0         | 0        |
| 30-34                            | 2         | 0        | 2         | 0         | 0         | 0        |
| 35-39                            | 0         | 0        | 0         | 1         | 1         | 0        |
| 40-44                            | 0         | 0        | 0         | 0         | 0         | 0        |
| >44                              | 0         | 0        | 0         | 0         | 0         | 0        |
| <b>INDUCED TERMINATION RATE</b>  | <b>16</b> | <b>3</b> | <b>13</b> | <b>13</b> | <b>13</b> | <b>0</b> |
| 10-14                            | 0         | 0        | 0         | 0         | 0         | 0        |
| 15-17                            | 3         | 0        | 3         | 1         | 1         | 0        |
| 18-19                            | 4         | 2        | 2         | 3         | 3         | 0        |
| 20-24                            | 5         | 1        | 4         | 5         | 5         | 0        |
| 25-29                            | 3         | 0        | 3         | 2         | 2         | 0        |
| 30-34                            | 1         | 0        | 1         | 0         | 0         | 0        |
| 35-39                            | 0         | 0        | 0         | 2         | 2         | 0        |
| 40-44                            | 0         | 0        | 0         | 0         | 0         | 0        |
| >44                              | 0         | 0        | 0         | 0         | 0         | 0        |

## SELECTED VITAL STATISTICS BY RACE, BY CITY, 1989

| ITEM                             | DALTON     |            |           | DAWSON    |          |           |
|----------------------------------|------------|------------|-----------|-----------|----------|-----------|
|                                  | NUMBER     |            |           | NUMBER    |          |           |
|                                  | Total      | White      | Black     | Total     | White    | Black     |
| <b>POPULATION</b>                |            |            |           |           |          |           |
| <b>LIVE BIRTHS</b>               | <b>420</b> | <b>380</b> | <b>38</b> | <b>97</b> | <b>8</b> | <b>89</b> |
| Age of Mother                    |            |            |           |           |          |           |
| 10-14                            | 1          | 1          | 0         | 0         | 0        | 0         |
| 15-17                            | 38         | 35         | 2         | 15        | 0        | 15        |
| 18-19                            | 71         | 64         | 7         | 17        | 1        | 16        |
| 20-24                            | 140        | 128        | 12        | 31        | 4        | 27        |
| 25-29                            | 107        | 96         | 11        | 20        | 2        | 18        |
| 30-34                            | 49         | 45         | 4         | 9         | 1        | 8         |
| 35-39                            | 12         | 9          | 2         | 2         | 0        | 2         |
| 40-44                            | 2          | 2          | 0         | 2         | 0        | 2         |
| >44                              | 0          | 0          | 0         | 1         | 0        | 1         |
| <b>UNWED MOTHER BIRTH RATE</b>   | <b>114</b> | <b>92</b>  | <b>21</b> | <b>60</b> | <b>0</b> | <b>60</b> |
| Age of Mother                    |            |            |           |           |          |           |
| 10-14                            | 1          | 1          | 0         | 0         | 0        | 0         |
| 15-17                            | 17         | 14         | 2         | 15        | 0        | 15        |
| 18-19                            | 29         | 23         | 6         | 14        | 0        | 14        |
| 20-24                            | 38         | 31         | 7         | 19        | 0        | 19        |
| 25-29                            | 15         | 10         | 5         | 8         | 0        | 8         |
| 30-34                            | 13         | 12         | 1         | 2         | 0        | 2         |
| 35-39                            | 0          | 0          | 0         | 1         | 0        | 1         |
| 40-44                            | 1          | 1          | 0         | 1         | 0        | 1         |
| >44                              | 0          | 0          | 0         | 0         | 0        | 0         |
| <b>% BIRTH WEIGHT (grams)</b>    |            |            |           |           |          |           |
| <500                             | 0          | 0          | 0         | 0         | 0        | 0         |
| 500-1499                         | 4          | 2          | 2         | 1         | 0        | 1         |
| 1500-2499                        | 36         | 32         | 3         | 8         | 0        | 8         |
| 2500-3999                        | 333        | 299        | 33        | 83        | 8        | 75        |
| ≥4000                            | 47         | 47         | 0         | 5         | 0        | 5         |
| <b>% OUT OF HOSPITAL BIRTHS</b>  | <b>5</b>   | <b>5</b>   | <b>0</b>  | <b>4</b>  | <b>0</b> | <b>4</b>  |
| <b>SPONTANEOUS ABORTION RATE</b> | <b>34</b>  | <b>32</b>  | <b>2</b>  | <b>16</b> | <b>4</b> | <b>11</b> |
| Age of Mother                    |            |            |           |           |          |           |
| 10-14                            | 1          | 1          | 0         | 0         | 0        | 0         |
| 15-17                            | 2          | 2          | 0         | 0         | 0        | 0         |
| 18-19                            | 6          | 6          | 0         | 1         | 0        | 1         |
| 20-24                            | 12         | 11         | 1         | 9         | 2        | 7         |
| 25-29                            | 7          | 6          | 1         | 3         | 2        | 1         |
| 30-34                            | 5          | 5          | 0         | 2         | 0        | 1         |
| 35-39                            | 1          | 1          | 0         | 0         | 0        | 0         |
| 40-44                            | 0          | 0          | 0         | 1         | 0        | 1         |
| >44                              | 0          | 0          | 0         | 0         | 0        | 0         |
| <b>INDUCED TERMINATION RATE</b>  | <b>56</b>  | <b>47</b>  | <b>6</b>  | <b>22</b> | <b>5</b> | <b>17</b> |
| Age of Recipient                 |            |            |           |           |          |           |
| 10-14                            | 1          | 0          | 1         | 0         | 0        | 0         |
| 15-17                            | 6          | 6          | 0         | 5         | 1        | 4         |
| 18-19                            | 8          | 7          | 1         | 1         | 1        | 0         |
| 20-24                            | 15         | 13         | 2         | 10        | 3        | 7         |
| 25-29                            | 12         | 10         | 1         | 2         | 0        | 2         |
| 30-34                            | 7          | 4          | 1         | 2         | 0        | 2         |
| 35-39                            | 5          | 5          | 0         | 0         | 0        | 0         |
| 40-44                            | 2          | 2          | 0         | 2         | 0        | 2         |
| >44                              | 0          | 0          | 0         | 0         | 0        | 0         |

## SELECTED VITAL STATISTICS BY RACE, BY CITY, 1989

| ITEM                             | DECATUR     |            |             | DONALSONVILLE |           |           |
|----------------------------------|-------------|------------|-------------|---------------|-----------|-----------|
|                                  | NUMBER      |            |             | NUMBER        |           |           |
|                                  | Total       | White      | Black       | Total         | White     | Black     |
| <b>POPULATION</b>                |             |            |             |               |           |           |
| <b>LIVE BIRTHS</b>               | <b>2030</b> | <b>358</b> | <b>1636</b> | <b>63</b>     | <b>15</b> | <b>47</b> |
| 10-14                            | 18          | 0          | 17          | 1             | 0         | 1         |
| 15-17                            | 147         | 10         | 135         | 8             | 0         | 8         |
| 18-19                            | 229         | 15         | 212         | 9             | 1         | 8         |
| 20-24                            | 629         | 57         | 562         | 29            | 10        | 18        |
| 25-29                            | 515         | 115        | 385         | 10            | 2         | 8         |
| 30-34                            | 327         | 101        | 220         | 3             | 1         | 2         |
| 35-39                            | 138         | 51         | 87          | 3             | 1         | 2         |
| 40-44                            | 27          | 9          | 18          | 0             | 0         | 0         |
| >44                              | 0           | 0          | 0           | 0             | 0         | 0         |
| <b>UNWED MOTHER BIRTH RATE</b>   | <b>1125</b> | <b>50</b>  | <b>1069</b> | <b>35</b>     | <b>1</b>  | <b>34</b> |
| 10-14                            | 17          | 0          | 17          | 1             | 0         | 1         |
| 15-17                            | 141         | 6          | 134         | 8             | 0         | 8         |
| 18-19                            | 202         | 6          | 196         | 7             | 0         | 7         |
| 20-24                            | 431         | 18         | 411         | 12            | 1         | 11        |
| 25-29                            | 216         | 12         | 202         | 6             | 0         | 6         |
| 30-34                            | 71          | 6          | 64          | 0             | 0         | 0         |
| 35-39                            | 37          | 2          | 35          | 1             | 0         | 1         |
| 40-44                            | 10          | 0          | 10          | 0             | 0         | 0         |
| >44                              | 0           | 0          | 0           | 0             | 0         | 0         |
| <b>% BIRTH WEIGHT (grams)</b>    |             |            |             |               |           |           |
| <500                             | 2           | 1          | 1           | 0             | 0         | 0         |
| 500-1499                         | 32          | 3          | 29          | 2             | 0         | 2         |
| 1500-2499                        | 178         | 20         | 158         | 8             | 1         | 7         |
| 2500-3999                        | 1658        | 288        | 1336        | 50            | 13        | 36        |
| ≥4000                            | 160         | 46         | 112         | 3             | 1         | 2         |
| <b>% OUT OF HOSPITAL BIRTHS</b>  | <b>33</b>   | <b>6</b>   | <b>26</b>   | <b>0</b>      | <b>0</b>  | <b>0</b>  |
| <b>SPONTANEOUS ABORTION RATE</b> | <b>82</b>   | <b>10</b>  | <b>71</b>   | <b>6</b>      | <b>0</b>  | <b>6</b>  |
| 10-14                            | 1           | 0          | 1           | 0             | 0         | 0         |
| 15-17                            | 5           | 0          | 5           | 1             | 0         | 1         |
| 18-19                            | 7           | 0          | 6           | 0             | 0         | 0         |
| 20-24                            | 26          | 2          | 24          | 2             | 0         | 2         |
| 25-29                            | 17          | 3          | 14          | 2             | 0         | 2         |
| 30-34                            | 16          | 2          | 14          | 1             | 0         | 1         |
| 35-39                            | 5           | 2          | 3           | 0             | 0         | 0         |
| 40-44                            | 5           | 1          | 4           | 0             | 0         | 0         |
| >44                              | 0           | 0          | 0           | 0             | 0         | 0         |
| <b>INDUCED TERMINATION RATE</b>  | <b>1096</b> | <b>224</b> | <b>836</b>  | <b>1</b>      | <b>0</b>  | <b>1</b>  |
| 10-14                            | 14          | 2          | 11          | 0             | 0         | 0         |
| 15-17                            | 93          | 13         | 80          | 0             | 0         | 0         |
| 18-19                            | 121         | 20         | 98          | 0             | 0         | 0         |
| 20-24                            | 376         | 74         | 296         | 0             | 0         | 0         |
| 25-29                            | 245         | 50         | 179         | 1             | 0         | 1         |
| 30-34                            | 163         | 38         | 118         | 0             | 0         | 0         |
| 35-39                            | 74          | 23         | 49          | 0             | 0         | 0         |
| 40-44                            | 9           | 4          | 4           | 0             | 0         | 0         |
| >44                              | 1           | 0          | 1           | 0             | 0         | 0         |



## SELECTED VITAL STATISTICS BY RACE, BY CITY, 1989

| ITEM                             | DORAVILLE  |            |           | DOUGLAS    |           |            |
|----------------------------------|------------|------------|-----------|------------|-----------|------------|
|                                  | NUMBER     |            |           | NUMBER     |           |            |
|                                  | Total      | White      | Black     | Total      | White     | Black      |
| <b>POPULATION</b>                |            |            |           |            |           |            |
| <b>LIVE BIRTHS</b>               | <b>217</b> | <b>128</b> | <b>66</b> | <b>222</b> | <b>92</b> | <b>130</b> |
| Age of Mother                    |            |            |           |            |           |            |
| 10-14                            | 0          | 0          | 0         | 3          | 0         | 3          |
| 15-17                            | 4          | 3          | 1         | 26         | 9         | 17         |
| 18-19                            | 12         | 9          | 3         | 37         | 14        | 23         |
| 20-24                            | 69         | 37         | 29        | 71         | 31        | 40         |
| 25-29                            | 74         | 41         | 21        | 51         | 24        | 27         |
| 30-34                            | 40         | 26         | 8         | 22         | 8         | 14         |
| 35-39                            | 16         | 10         | 4         | 11         | 5         | 6          |
| 40-44                            | 2          | 2          | 0         | 1          | 1         | 0          |
| >44                              | 0          | 0          | 0         | 0          | 0         | 0          |
| <b>UNWED MOTHER BIRTH RATE</b>   | <b>64</b>  | <b>27</b>  | <b>35</b> | <b>104</b> | <b>19</b> | <b>85</b>  |
| Age of Mother                    |            |            |           |            |           |            |
| 10-14                            | 0          | 0          | 0         | 3          | 0         | 3          |
| 15-17                            | 2          | 1          | 1         | 20         | 3         | 17         |
| 18-19                            | 6          | 3          | 3         | 22         | 4         | 18         |
| 20-24                            | 26         | 11         | 14        | 33         | 6         | 27         |
| 25-29                            | 18         | 5          | 12        | 16         | 4         | 12         |
| 30-34                            | 10         | 5          | 5         | 5          | 0         | 5          |
| 35-39                            | 2          | 2          | 0         | 4          | 1         | 3          |
| 40-44                            | 0          | 0          | 0         | 1          | 1         | 0          |
| >44                              | 0          | 0          | 0         | 0          | 0         | 0          |
| <b>% BIRTH WEIGHT (grams)</b>    |            |            |           |            |           |            |
| <500                             | 0          | 0          | 0         | 1          | 0         | 1          |
| 500-1499                         | 4          | 1          | 3         | 8          | 2         | 6          |
| 1500-2499                        | 10         | 4          | 5         | 11         | 6         | 5          |
| 2500-3999                        | 183        | 107        | 56        | 192        | 79        | 113        |
| ≥4000                            | 20         | 16         | 2         | 10         | 5         | 5          |
| <b>% OUT OF HOSPITAL BIRTHS</b>  | <b>4</b>   | <b>2</b>   | <b>2</b>  | <b>2</b>   | <b>0</b>  | <b>2</b>   |
| <b>SPONTANEOUS ABORTION RATE</b> | <b>4</b>   | <b>1</b>   | <b>3</b>  | <b>24</b>  | <b>10</b> | <b>14</b>  |
| Age of Mother                    |            |            |           |            |           |            |
| 10-14                            | 0          | 0          | 0         | 0          | 0         | 0          |
| 15-17                            | 0          | 0          | 0         | 3          | 2         | 1          |
| 18-19                            | 0          | 0          | 0         | 7          | 2         | 5          |
| 20-24                            | 1          | 0          | 1         | 7          | 3         | 4          |
| 25-29                            | 1          | 0          | 1         | 6          | 3         | 3          |
| 30-34                            | 2          | 1          | 1         | 1          | 0         | 1          |
| 35-39                            | 0          | 0          | 0         | 0          | 0         | 0          |
| 40-44                            | 0          | 0          | 0         | 0          | 0         | 0          |
| >44                              | 0          | 0          | 0         | 0          | 0         | 0          |
| <b>INDUCED TERMINATION RATE</b>  | <b>130</b> | <b>69</b>  | <b>44</b> | <b>4</b>   | <b>2</b>  | <b>2</b>   |
| Age of Recipient                 |            |            |           |            |           |            |
| 10-14                            | 0          | 0          | 0         | 0          | 0         | 0          |
| 15-17                            | 10         | 7          | 2         | 3          | 1         | 2          |
| 18-19                            | 16         | 9          | 5         | 0          | 0         | 0          |
| 20-24                            | 45         | 26         | 14        | 0          | 0         | 0          |
| 25-29                            | 39         | 15         | 20        | 0          | 0         | 0          |
| 30-34                            | 14         | 7          | 2         | 1          | 1         | 0          |
| 35-39                            | 5          | 4          | 1         | 0          | 0         | 0          |
| 40-44                            | 1          | 1          | 0         | 0          | 0         | 0          |
| >44                              | 0          | 0          | 0         | 0          | 0         | 0          |

## SELECTED VITAL STATISTICS BY RACE, BY CITY, 1989

| ITEM                             | EAST DUBLIN |           |           | EAST POINT |            |            |
|----------------------------------|-------------|-----------|-----------|------------|------------|------------|
|                                  | NUMBER      |           |           | NUMBER     |            |            |
|                                  | Total       | White     | Black     | Total      | White      | Black      |
| <b>POPULATION</b>                |             |           |           |            |            |            |
| <b>LIVE BIRTHS</b>               | <b>35</b>   | <b>20</b> | <b>13</b> | <b>632</b> | <b>157</b> | <b>471</b> |
| 10-14                            | 0           | 0         | 0         | 7          | 1          | 6          |
| 15-17                            | 3           | 3         | 0         | 57         | 17         | 40         |
| 18-19                            | 4           | 1         | 3         | 56         | 11         | 45         |
| 20-24                            | 15          | 11        | 4         | 186        | 45         | 140        |
| 25-29                            | 9           | 3         | 5         | 157        | 44         | 111        |
| 30-34                            | 2           | 1         | 0         | 120        | 33         | 86         |
| 35-39                            | 2           | 1         | 1         | 41         | 4          | 37         |
| 40-44                            | 0           | 0         | 0         | 8          | 2          | 6          |
| >44                              | 0           | 0         | 0         | 0          | 0          | 0          |
| <b>UNWED MOTHER BIRTH RATE</b>   | <b>6</b>    | <b>0</b>  | <b>6</b>  | <b>351</b> | <b>54</b>  | <b>297</b> |
| 10-14                            | 0           | 0         | 0         | 7          | 1          | 6          |
| 15-17                            | 0           | 0         | 0         | 52         | 12         | 40         |
| 18-19                            | 2           | 0         | 2         | 49         | 6          | 43         |
| 20-24                            | 2           | 0         | 2         | 118        | 19         | 99         |
| 25-29                            | 1           | 0         | 1         | 67         | 7          | 60         |
| 30-34                            | 0           | 0         | 0         | 45         | 9          | 36         |
| 35-39                            | 1           | 0         | 1         | 12         | 0          | 12         |
| 40-44                            | 0           | 0         | 0         | 1          | 0          | 1          |
| >44                              | 0           | 0         | 0         | 0          | 0          | 0          |
| <b>% BIRTH WEIGHT (grams)</b>    |             |           |           |            |            |            |
| <500                             | 0           | 0         | 0         | 2          | 0          | 2          |
| 500-1499                         | 0           | 0         | 0         | 14         | 3          | 11         |
| 1500-2499                        | 3           | 1         | 2         | 52         | 9          | 43         |
| 2500-3999                        | 29          | 17        | 10        | 515        | 134        | 377        |
| ≥4000                            | 3           | 2         | 1         | 49         | 11         | 38         |
| <b>% OUT OF HOSPITAL BIRTHS</b>  | <b>0</b>    | <b>0</b>  | <b>0</b>  | <b>10</b>  | <b>2</b>   | <b>8</b>   |
| <b>SPONTANEOUS ABORTION RATE</b> | <b>3</b>    | <b>1</b>  | <b>2</b>  | <b>48</b>  | <b>12</b>  | <b>36</b>  |
| 10-14                            | 0           | 0         | 0         | 0          | 0          | 0          |
| 15-17                            | 0           | 0         | 0         | 5          | 1          | 4          |
| 18-19                            | 2           | 0         | 2         | 4          | 1          | 3          |
| 20-24                            | 1           | 1         | 0         | 14         | 4          | 10         |
| 25-29                            | 0           | 0         | 0         | 11         | 2          | 9          |
| 30-34                            | 0           | 0         | 0         | 8          | 3          | 5          |
| 35-39                            | 0           | 0         | 0         | 5          | 1          | 4          |
| 40-44                            | 0           | 0         | 0         | 1          | 0          | 1          |
| >44                              | 0           | 0         | 0         | 0          | 0          | 0          |
| <b>INDUCED TERMINATION RATE</b>  | <b>3</b>    | <b>1</b>  | <b>2</b>  | <b>257</b> | <b>41</b>  | <b>210</b> |
| 10-14                            | 0           | 0         | 0         | 3          | 0          | 3          |
| 15-17                            | 0           | 0         | 0         | 22         | 6          | 16         |
| 18-19                            | 0           | 0         | 0         | 43         | 5          | 37         |
| 20-24                            | 1           | 1         | 0         | 74         | 12         | 61         |
| 25-29                            | 1           | 0         | 1         | 61         | 7          | 51         |
| 30-34                            | 1           | 0         | 1         | 38         | 9          | 29         |
| 35-39                            | 0           | 0         | 0         | 12         | 0          | 12         |
| 40-44                            | 0           | 0         | 0         | 4          | 2          | 1          |
| >44                              | 0           | 0         | 0         | 0          | 0          | 0          |

## SELECTED VITAL STATISTICS BY RACE, BY CITY, 1989

| ITEM                             | EATONTON |       |       | ELBERTON |       |       |
|----------------------------------|----------|-------|-------|----------|-------|-------|
|                                  | NUMBER   |       |       | NUMBER   |       |       |
|                                  | Total    | White | Black | Total    | White | Black |
| <b>POPULATION</b>                |          |       |       |          |       |       |
| <b>LIVE BIRTHS</b>               | 118      | 43    | 75    | 99       | 50    | 49    |
| Age of Mother                    |          |       |       |          |       |       |
| 10-14                            | 0        | 0     | 0     | 0        | 0     | 0     |
| 15-17                            | 10       | 6     | 4     | 10       | 4     | 6     |
| 18-19                            | 15       | 4     | 11    | 17       | 6     | 11    |
| 20-24                            | 47       | 12    | 35    | 26       | 10    | 16    |
| 25-29                            | 26       | 11    | 15    | 28       | 21    | 7     |
| 30-34                            | 13       | 7     | 6     | 15       | 8     | 7     |
| 35-39                            | 6        | 3     | 3     | 3        | 1     | 2     |
| 40-44                            | 1        | 0     | 1     | 0        | 0     | 0     |
| >44                              | 0        | 0     | 0     | 0        | 0     | 0     |
| <b>UNWED MOTHER BIRTH RATE</b>   | 59       | 6     | 53    | 49       | 11    | 38    |
| Age of Mother                    |          |       |       |          |       |       |
| 10-14                            | 0        | 0     | 0     | 0        | 0     | 0     |
| 15-17                            | 7        | 3     | 4     | 8        | 2     | 6     |
| 18-19                            | 12       | 2     | 10    | 14       | 4     | 10    |
| 20-24                            | 28       | 0     | 28    | 15       | 2     | 13    |
| 25-29                            | 8        | 0     | 8     | 6        | 1     | 5     |
| 30-34                            | 4        | 1     | 3     | 5        | 2     | 3     |
| 35-39                            | 0        | 0     | 0     | 1        | 0     | 1     |
| 40-44                            | 0        | 0     | 0     | 0        | 0     | 0     |
| >44                              | 0        | 0     | 0     | 0        | 0     | 0     |
| <b>% BIRTH WEIGHT (grams)</b>    |          |       |       |          |       |       |
| <500                             | 1        | 1     | 0     | 0        | 0     | 0     |
| 500-1499                         | 5        | 2     | 3     | 2        | 0     | 2     |
| 1500-2499                        | 10       | 1     | 9     | 8        | 3     | 5     |
| 2500-3999                        | 93       | 33    | 60    | 77       | 40    | 37    |
| ≥4000                            | 9        | 6     | 3     | 12       | 7     | 5     |
| <b>% OUT OF HOSPITAL BIRTHS</b>  | 1        | 0     | 1     | 1        | 0     | 1     |
| <b>SPONTANEOUS ABORTION RATE</b> | 11       | 5     | 6     | 4        | 2     | 2     |
| Age of Mother                    |          |       |       |          |       |       |
| 10-14                            | 0        | 0     | 0     | 0        | 0     | 0     |
| 15-17                            | 0        | 0     | 0     | 0        | 0     | 0     |
| 18-19                            | 3        | 2     | 1     | 0        | 0     | 0     |
| 20-24                            | 3        | 2     | 1     | 4        | 2     | 2     |
| 25-29                            | 4        | 1     | 3     | 0        | 0     | 0     |
| 30-34                            | 1        | 0     | 1     | 0        | 0     | 0     |
| 35-39                            | 0        | 0     | 0     | 0        | 0     | 0     |
| 40-44                            | 0        | 0     | 0     | 0        | 0     | 0     |
| >44                              | 0        | 0     | 0     | 0        | 0     | 0     |
| <b>INDUCED TERMINATION RATE</b>  | 15       | 8     | 7     | 20       | 10    | 10    |
| Age of Recipient                 |          |       |       |          |       |       |
| 10-14                            | 0        | 0     | 0     | 0        | 0     | 0     |
| 15-17                            | 1        | 0     | 1     | 2        | 1     | 1     |
| 18-19                            | 2        | 1     | 1     | 1        | 0     | 1     |
| 20-24                            | 5        | 3     | 2     | 8        | 4     | 4     |
| 25-29                            | 3        | 2     | 1     | 7        | 4     | 3     |
| 30-34                            | 3        | 1     | 2     | 2        | 1     | 1     |
| 35-39                            | 1        | 1     | 0     | 0        | 0     | 0     |
| 40-44                            | 0        | 0     | 0     | 0        | 0     | 0     |
| >44                              | 0        | 0     | 0     | 0        | 0     | 0     |

## SELECTED VITAL STATISTICS BY RACE, BY CITY, 1989

| ITEM                             | FAIRBURN  |           |           | FAYETTEVILLE |            |           |
|----------------------------------|-----------|-----------|-----------|--------------|------------|-----------|
|                                  | NUMBER    |           |           | NUMBER       |            |           |
|                                  | Total     | White     | Black     | Total        | White      | Black     |
| <b>POPULATION</b>                |           |           |           |              |            |           |
| <b>LIVE BIRTHS</b>               | <b>82</b> | <b>50</b> | <b>31</b> | <b>111</b>   | <b>100</b> | <b>10</b> |
| 10-14                            | 0         | 0         | 0         | 1            | 1          | 0         |
| 15-17                            | 1         | 1         | 0         | 4            | 4          | 0         |
| 18-19                            | 7         | 4         | 3         | 9            | 7          | 2         |
| Age of Mother                    |           |           |           |              |            |           |
| 20-24                            | 28        | 14        | 13        | 35           | 33         | 2         |
| 25-29                            | 22        | 15        | 7         | 35           | 33         | 1         |
| 30-34                            | 13        | 8         | 5         | 22           | 18         | 4         |
| 35-39                            | 7         | 4         | 3         | 5            | 4          | 1         |
| 40-44                            | 4         | 4         | 0         | 0            | 0          | 0         |
| >44                              | 0         | 0         | 0         | 0            | 0          | 0         |
| <b>UNWED MOTHER BIRTH RATE</b>   | <b>24</b> | <b>8</b>  | <b>16</b> | <b>12</b>    | <b>7</b>   | <b>5</b>  |
| 10-14                            | 0         | 0         | 0         | 0            | 0          | 0         |
| 15-17                            | 1         | 1         | 0         | 1            | 1          | 0         |
| 18-19                            | 3         | 1         | 2         | 4            | 2          | 2         |
| Age of Mother                    |           |           |           |              |            |           |
| 20-24                            | 11        | 2         | 9         | 5            | 3          | 2         |
| 25-29                            | 6         | 2         | 4         | 1            | 1          | 0         |
| 30-34                            | 2         | 1         | 1         | 1            | 0          | 1         |
| 35-39                            | 0         | 0         | 0         | 0            | 0          | 0         |
| 40-44                            | 1         | 1         | 0         | 0            | 0          | 0         |
| >44                              | 0         | 0         | 0         | 0            | 0          | 0         |
| <b>% BIRTH WEIGHT (grams)</b>    |           |           |           |              |            |           |
| <500                             | 1         | 0         | 1         | 0            | 0          | 0         |
| 500-1499                         | 0         | 0         | 0         | 0            | 0          | 0         |
| 1500-2499                        | 12        | 5         | 7         | 4            | 4          | 0         |
| 2500-3999                        | 66        | 42        | 23        | 91           | 81         | 9         |
| ≥4000                            | 3         | 3         | 0         | 16           | 15         | 1         |
| <b>% OUT OF HOSPITAL BIRTHS</b>  | <b>0</b>  | <b>0</b>  | <b>0</b>  | <b>0</b>     | <b>0</b>   | <b>0</b>  |
| <b>SPONTANEOUS ABORTION RATE</b> | <b>4</b>  | <b>1</b>  | <b>3</b>  | <b>9</b>     | <b>8</b>   | <b>1</b>  |
| 10-14                            | 0         | 0         | 0         | 0            | 0          | 0         |
| 15-17                            | 0         | 0         | 0         | 0            | 0          | 0         |
| 18-19                            | 0         | 0         | 0         | 0            | 0          | 0         |
| Age of Mother                    |           |           |           |              |            |           |
| 20-24                            | 2         | 1         | 1         | 4            | 4          | 0         |
| 25-29                            | 2         | 0         | 2         | 3            | 2          | 1         |
| 30-34                            | 0         | 0         | 0         | 2            | 2          | 0         |
| 35-39                            | 0         | 0         | 0         | 0            | 0          | 0         |
| 40-44                            | 0         | 0         | 0         | 0            | 0          | 0         |
| >44                              | 0         | 0         | 0         | 0            | 0          | 0         |
| <b>INDUCED TERMINATION RATE</b>  | <b>28</b> | <b>14</b> | <b>12</b> | <b>64</b>    | <b>62</b>  | <b>2</b>  |
| 10-14                            | 0         | 0         | 0         | 0            | 0          | 0         |
| 15-17                            | 7         | 4         | 3         | 7            | 7          | 0         |
| 18-19                            | 6         | 3         | 3         | 18           | 18         | 0         |
| Age of Recipient                 |           |           |           |              |            |           |
| 20-24                            | 8         | 4         | 3         | 21           | 19         | 2         |
| 25-29                            | 3         | 1         | 1         | 11           | 11         | 0         |
| 30-34                            | 2         | 2         | 0         | 6            | 6          | 0         |
| 35-39                            | 1         | 0         | 1         | 1            | 1          | 0         |
| 40-44                            | 1         | 0         | 1         | 0            | 0          | 0         |
| >44                              | 0         | 0         | 0         | 0            | 0          | 0         |

## SELECTED VITAL STATISTICS BY RACE, BY CITY, 1989

| ITEM                             | FITZGERALD |           |            | FOREST PARK |            |            |
|----------------------------------|------------|-----------|------------|-------------|------------|------------|
|                                  | NUMBER     |           |            | NUMBER      |            |            |
|                                  | Total      | White     | Black      | Total       | White      | Black      |
| <b>POPULATION</b>                |            |           |            |             |            |            |
| <b>LIVE BIRTHS</b>               | <b>169</b> | <b>61</b> | <b>105</b> | <b>394</b>  | <b>254</b> | <b>124</b> |
| Age of Mother                    |            |           |            |             |            |            |
| 10-14                            | 5          | 0         | 5          | 2           | 0          | 2          |
| 15-17                            | 18         | 8         | 10         | 28          | 17         | 11         |
| 18-19                            | 27         | 7         | 20         | 53          | 35         | 16         |
| 20-24                            | 56         | 22        | 34         | 140         | 94         | 40         |
| 25-29                            | 35         | 16        | 18         | 119         | 76         | 39         |
| 30-34                            | 22         | 6         | 15         | 43          | 27         | 13         |
| 35-39                            | 6          | 2         | 3          | 9           | 5          | 3          |
| 40-44                            | 0          | 0         | 0          | 0           | 0          | 0          |
| >44                              | 0          | 0         | 0          | 0           | 0          | 0          |
| <b>UNWED MOTHER BIRTH RATE</b>   | <b>92</b>  | <b>14</b> | <b>78</b>  | <b>140</b>  | <b>62</b>  | <b>74</b>  |
| Age of Mother                    |            |           |            |             |            |            |
| 10-14                            | 5          | 0         | 5          | 2           | 0          | 2          |
| 15-17                            | 14         | 4         | 10         | 23          | 13         | 10         |
| 18-19                            | 21         | 3         | 18         | 32          | 16         | 15         |
| 20-24                            | 32         | 6         | 26         | 42          | 17         | 23         |
| 25-29                            | 15         | 1         | 14         | 28          | 8          | 19         |
| 30-34                            | 4          | 0         | 4          | 9           | 5          | 4          |
| 35-39                            | 1          | 0         | 1          | 4           | 3          | 1          |
| 40-44                            | 0          | 0         | 0          | 0           | 0          | 0          |
| >44                              | 0          | 0         | 0          | 0           | 0          | 0          |
| <b>% BIRTH WEIGHT (grams)</b>    |            |           |            |             |            |            |
| <500                             | 0          | 0         | 0          | 1           | 1          | 0          |
| 500-1499                         | 6          | 2         | 4          | 6           | 3          | 3          |
| 1500-2499                        | 13         | 2         | 11         | 31          | 20         | 10         |
| 2500-3999                        | 134        | 49        | 83         | 318         | 200        | 103        |
| ≥4000                            | 16         | 8         | 7          | 38          | 30         | 8          |
| <b>% OUT OF HOSPITAL BIRTHS</b>  | <b>0</b>   | <b>0</b>  | <b>0</b>   | <b>0</b>    | <b>0</b>   | <b>0</b>   |
| <b>SPONTANEOUS ABORTION RATE</b> | <b>7</b>   | <b>2</b>  | <b>5</b>   | <b>43</b>   | <b>28</b>  | <b>14</b>  |
| Age of Mother                    |            |           |            |             |            |            |
| 10-14                            | 1          | 0         | 1          | 1           | 1          | 0          |
| 15-17                            | 0          | 0         | 0          | 3           | 3          | 0          |
| 18-19                            | 1          | 0         | 1          | 5           | 2          | 3          |
| 20-24                            | 3          | 1         | 2          | 12          | 7          | 5          |
| 25-29                            | 2          | 1         | 1          | 8           | 6          | 2          |
| 30-34                            | 0          | 0         | 0          | 11          | 9          | 2          |
| 35-39                            | 0          | 0         | 0          | 1           | 0          | 1          |
| 40-44                            | 0          | 0         | 0          | 2           | 0          | 1          |
| >44                              | 0          | 0         | 0          | 0           | 0          | 0          |
| <b>INDUCED TERMINATION RATE</b>  | <b>10</b>  | <b>6</b>  | <b>3</b>   | <b>100</b>  | <b>59</b>  | <b>35</b>  |
| Age of Recipient                 |            |           |            |             |            |            |
| 10-14                            | 1          | 0         | 1          | 0           | 0          | 0          |
| 15-17                            | 1          | 0         | 1          | 8           | 7          | 1          |
| 18-19                            | 1          | 1         | 0          | 16          | 11         | 5          |
| 20-24                            | 3          | 3         | 0          | 31          | 21         | 10         |
| 25-29                            | 1          | 0         | 1          | 25          | 9          | 13         |
| 30-34                            | 1          | 1         | 0          | 16          | 10         | 3          |
| 35-39                            | 2          | 1         | 0          | 4           | 1          | 3          |
| 40-44                            | 0          | 0         | 0          | 0           | 0          | 0          |
| >44                              | 0          | 0         | 0          | 0           | 0          | 0          |

## SELECTED VITAL STATISTICS BY RACE, BY CITY, 1989

| ITEM                             | FORSYTH   |           |           | FORT OGLETHORPE |           |          |
|----------------------------------|-----------|-----------|-----------|-----------------|-----------|----------|
|                                  | NUMBER    |           |           | NUMBER          |           |          |
|                                  | Total     | White     | Black     | Total           | White     | Black    |
| <b>POPULATION</b>                |           |           |           |                 |           |          |
| <b>LIVE BIRTHS</b>               | <b>91</b> | <b>35</b> | <b>54</b> | <b>67</b>       | <b>65</b> | <b>1</b> |
| 10-14                            | 0         | 0         | 0         | 0               | 0         | 0        |
| 15-17                            | 9         | 3         | 6         | 1               | 1         | 0        |
| 18-19                            | 10        | 1         | 9         | 13              | 12        | 1        |
| Age of Mother                    |           |           |           |                 |           |          |
| 20-24                            | 37        | 19        | 18        | 21              | 21        | 0        |
| 25-29                            | 17        | 6         | 10        | 16              | 15        | 0        |
| 30-34                            | 13        | 5         | 7         | 9               | 9         | 0        |
| 35-39                            | 5         | 1         | 4         | 6               | 6         | 0        |
| 40-44                            | 0         | 0         | 0         | 1               | 1         | 0        |
| >44                              | 0         | 0         | 0         | 0               | 0         | 0        |
| <b>UNWED MOTHER BIRTH RATE</b>   | <b>49</b> | <b>6</b>  | <b>43</b> | <b>14</b>       | <b>13</b> | <b>1</b> |
| 10-14                            | 0         | 0         | 0         | 0               | 0         | 0        |
| 15-17                            | 7         | 1         | 6         | 1               | 1         | 0        |
| 18-19                            | 9         | 0         | 9         | 4               | 3         | 1        |
| Age of Mother                    |           |           |           |                 |           |          |
| 20-24                            | 16        | 3         | 13        | 6               | 6         | 0        |
| 25-29                            | 8         | 1         | 7         | 1               | 1         | 0        |
| 30-34                            | 6         | 1         | 5         | 2               | 2         | 0        |
| 35-39                            | 3         | 0         | 3         | 0               | 0         | 0        |
| 40-44                            | 0         | 0         | 0         | 0               | 0         | 0        |
| >44                              | 0         | 0         | 0         | 0               | 0         | 0        |
| <b>% BIRTH WEIGHT (grams)</b>    |           |           |           |                 |           |          |
| <500                             | 0         | 0         | 0         | 0               | 0         | 0        |
| 500-1499                         | 4         | 1         | 3         | 0               | 0         | 0        |
| 1500-2499                        | 5         | 0         | 5         | 4               | 4         | 0        |
| 2500-3999                        | 69        | 27        | 40        | 57              | 55        | 1        |
| ≥4000                            | 13        | 7         | 6         | 6               | 6         | 0        |
| <b>% OUT OF HOSPITAL BIRTHS</b>  | <b>0</b>  | <b>0</b>  | <b>0</b>  | <b>0</b>        | <b>0</b>  | <b>0</b> |
| <b>SPONTANEOUS ABORTION RATE</b> | <b>9</b>  | <b>3</b>  | <b>6</b>  | <b>2</b>        | <b>2</b>  | <b>0</b> |
| 10-14                            | 0         | 0         | 0         | 0               | 0         | 0        |
| 15-17                            | 0         | 0         | 0         | 0               | 0         | 0        |
| 18-19                            | 1         | 1         | 0         | 1               | 1         | 0        |
| Age of Mother                    |           |           |           |                 |           |          |
| 20-24                            | 1         | 1         | 0         | 0               | 0         | 0        |
| 25-29                            | 3         | 1         | 2         | 1               | 1         | 0        |
| 30-34                            | 0         | 0         | 0         | 0               | 0         | 0        |
| 35-39                            | 3         | 0         | 3         | 0               | 0         | 0        |
| 40-44                            | 1         | 0         | 1         | 0               | 0         | 0        |
| >44                              | 0         | 0         | 0         | 0               | 0         | 0        |
| <b>INDUCED TERMINATION RATE</b>  | <b>19</b> | <b>4</b>  | <b>14</b> | <b>5</b>        | <b>4</b>  | <b>1</b> |
| 10-14                            | 1         | 1         | 0         | 0               | 0         | 0        |
| 15-17                            | 4         | 2         | 2         | 1               | 0         | 1        |
| 18-19                            | 3         | 1         | 2         | 1               | 1         | 0        |
| Age of Recipient                 |           |           |           |                 |           |          |
| 20-24                            | 3         | 0         | 3         | 0               | 0         | 0        |
| 25-29                            | 0         | 0         | 0         | 1               | 1         | 0        |
| 30-34                            | 5         | 0         | 5         | 0               | 0         | 0        |
| 35-39                            | 3         | 0         | 2         | 1               | 1         | 0        |
| 40-44                            | 0         | 0         | 0         | 1               | 1         | 0        |
| >44                              | 0         | 0         | 0         | 0               | 0         | 0        |

## SELECTED VITAL STATISTICS BY RACE, BY CITY, 1989

| ITEM                             | FORT VALLEY |           |            | GAINESVILLE |            |            |
|----------------------------------|-------------|-----------|------------|-------------|------------|------------|
|                                  | NUMBER      |           |            | NUMBER      |            |            |
|                                  | Total       | White     | Black      | Total       | White      | Black      |
| <b>POPULATION</b>                |             |           |            |             |            |            |
| <b>LIVE BIRTHS</b>               | <b>150</b>  | <b>26</b> | <b>123</b> | <b>525</b>  | <b>393</b> | <b>127</b> |
| 10-14                            | 3           | 0         | 3          | 5           | 1          | 4          |
| 15-17                            | 16          | 3         | 13         | 44          | 25         | 18         |
| 18-19                            | 17          | 1         | 16         | 78          | 61         | 17         |
| Age of Mother                    |             |           |            |             |            |            |
| 20-24                            | 58          | 8         | 49         | 175         | 128        | 45         |
| 25-29                            | 34          | 7         | 27         | 125         | 94         | 30         |
| 30-34                            | 20          | 6         | 14         | 60          | 50         | 9          |
| 35-39                            | 2           | 1         | 1          | 36          | 32         | 4          |
| 40-44                            | 0           | 0         | 0          | 2           | 2          | 0          |
| >44                              | 0           | 0         | 0          | 0           | 0          | 0          |
| <b>UNWED MOTHER BIRTH RATE</b>   | <b>102</b>  | <b>5</b>  | <b>97</b>  | <b>192</b>  | <b>85</b>  | <b>105</b> |
| 10-14                            | 3           | 0         | 3          | 5           | 1          | 4          |
| 15-17                            | 14          | 1         | 13         | 30          | 12         | 17         |
| 18-19                            | 16          | 1         | 15         | 30          | 15         | 15         |
| Age of Mother                    |             |           |            |             |            |            |
| 20-24                            | 43          | 2         | 41         | 69          | 32         | 37         |
| 25-29                            | 18          | 1         | 17         | 36          | 13         | 23         |
| 30-34                            | 8           | 0         | 8          | 12          | 6          | 5          |
| 35-39                            | 0           | 0         | 0          | 10          | 6          | 4          |
| 40-44                            | 0           | 0         | 0          | 0           | 0          | 0          |
| >44                              | 0           | 0         | 0          | 0           | 0          | 0          |
| <b>% BIRTH WEIGHT (grams)</b>    |             |           |            |             |            |            |
| <500                             | 1           | 0         | 1          | 1           | 0          | 1          |
| 500-1499                         | 6           | 0         | 6          | 9           | 7          | 2          |
| 1500-2499                        | 16          | 3         | 13         | 29          | 18         | 10         |
| 2500-3999                        | 119         | 22        | 96         | 448         | 333        | 111        |
| ≥4000                            | 8           | 1         | 7          | 38          | 35         | 3          |
| <b>% OUT OF HOSPITAL BIRTHS</b>  | <b>1</b>    | <b>0</b>  | <b>1</b>   | <b>1</b>    | <b>1</b>   | <b>0</b>   |
| <b>SPONTANEOUS ABORTION RATE</b> | <b>6</b>    | <b>2</b>  | <b>4</b>   | <b>22</b>   | <b>12</b>  | <b>9</b>   |
| 10-14                            | 0           | 0         | 0          | 1           | 0          | 1          |
| 15-17                            | 0           | 0         | 0          | 0           | 0          | 0          |
| 18-19                            | 0           | 0         | 0          | 4           | 2          | 2          |
| Age of Mother                    |             |           |            |             |            |            |
| 20-24                            | 3           | 1         | 2          | 6           | 2          | 4          |
| 25-29                            | 2           | 0         | 2          | 4           | 3          | 1          |
| 30-34                            | 1           | 1         | 0          | 2           | 2          | 0          |
| 35-39                            | 0           | 0         | 0          | 4           | 3          | 0          |
| 40-44                            | 0           | 0         | 0          | 1           | 0          | 1          |
| >44                              | 0           | 0         | 0          | 0           | 0          | 0          |
| <b>INDUCED TERMINATION RATE</b>  | <b>26</b>   | <b>3</b>  | <b>23</b>  | <b>114</b>  | <b>88</b>  | <b>21</b>  |
| 10-14                            | 0           | 0         | 0          | 1           | 0          | 1          |
| 15-17                            | 1           | 0         | 1          | 8           | 6          | 2          |
| 18-19                            | 5           | 2         | 3          | 20          | 15         | 4          |
| Age of Recipient                 |             |           |            |             |            |            |
| 20-24                            | 14          | 1         | 13         | 46          | 35         | 10         |
| 25-29                            | 3           | 0         | 3          | 24          | 20         | 3          |
| 30-34                            | 3           | 0         | 3          | 8           | 7          | 0          |
| 35-39                            | 0           | 0         | 0          | 7           | 5          | 1          |
| 40-44                            | 0           | 0         | 0          | 0           | 0          | 0          |
| >44                              | 0           | 0         | 0          | 0           | 0          | 0          |

## SELECTED VITAL STATISTICS BY RACE, BY CITY, 1989

| ITEM                             | GARDEN CITY |       |       | GLENNVILLE |       |       |
|----------------------------------|-------------|-------|-------|------------|-------|-------|
|                                  | NUMBER      |       |       | NUMBER     |       |       |
|                                  | Total       | White | Black | Total      | White | Black |
| <b>POPULATION</b>                |             |       |       |            |       |       |
| <b>LIVE BIRTHS</b>               | 111         | 53    | 57    | 62         | 26    | 36    |
| 10-14                            | 0           | 0     | 0     | 0          | 0     | 0     |
| 15-17                            | 5           | 4     | 1     | 3          | 0     | 3     |
| 18-19                            | 11          | 7     | 4     | 9          | 4     | 5     |
| Age of Mother                    |             |       |       |            |       |       |
| 20-24                            | 34          | 12    | 22    | 30         | 8     | 22    |
| 25-29                            | 38          | 15    | 23    | 14         | 10    | 4     |
| 30-34                            | 17          | 10    | 7     | 5          | 3     | 2     |
| 35-39                            | 4           | 3     | 0     | 0          | 0     | 0     |
| 40-44                            | 2           | 2     | 0     | 1          | 1     | 0     |
| >44                              | 0           | 0     | 0     | 0          | 0     | 0     |
| <b>UNWED MOTHER BIRTH RATE</b>   | 36          | 10    | 26    | 29         | 3     | 26    |
| 10-14                            | 0           | 0     | 0     | 0          | 0     | 0     |
| 15-17                            | 3           | 2     | 1     | 3          | 0     | 3     |
| 18-19                            | 6           | 4     | 2     | 6          | 1     | 5     |
| Age of Mother                    |             |       |       |            |       |       |
| 20-24                            | 13          | 1     | 12    | 18         | 2     | 16    |
| 25-29                            | 11          | 1     | 10    | 2          | 0     | 2     |
| 30-34                            | 2           | 1     | 1     | 0          | 0     | 0     |
| 35-39                            | 0           | 0     | 0     | 0          | 0     | 0     |
| 40-44                            | 1           | 1     | 0     | 0          | 0     | 0     |
| >44                              | 0           | 0     | 0     | 0          | 0     | 0     |
| <b>% BIRTH WEIGHT (grams)</b>    |             |       |       |            |       |       |
| <500                             | 1           | 1     | 0     | 0          | 0     | 0     |
| 500-1499                         | 3           | 1     | 2     | 1          | 1     | 0     |
| 1500-2499                        | 3           | 3     | 0     | 7          | 2     | 5     |
| 2500-3999                        | 94          | 42    | 51    | 49         | 21    | 28    |
| ≥4000                            | 10          | 6     | 4     | 5          | 2     | 3     |
| <b>% OUT OF HOSPITAL BIRTHS</b>  | 0           | 0     | 0     | 0          | 0     | 0     |
| <b>SPONTANEOUS ABORTION RATE</b> | 12          | 4     | 8     | 4          | 1     | 3     |
| 10-14                            | 1           | 0     | 1     | 0          | 0     | 0     |
| 15-17                            | 0           | 0     | 0     | 0          | 0     | 0     |
| 18-19                            | 0           | 0     | 0     | 0          | 0     | 0     |
| Age of Mother                    |             |       |       |            |       |       |
| 20-24                            | 2           | 0     | 2     | 2          | 0     | 2     |
| 25-29                            | 4           | 2     | 2     | 1          | 0     | 1     |
| 30-34                            | 4           | 2     | 2     | 1          | 1     | 0     |
| 35-39                            | 1           | 0     | 1     | 0          | 0     | 0     |
| 40-44                            | 0           | 0     | 0     | 0          | 0     | 0     |
| >44                              | 0           | 0     | 0     | 0          | 0     | 0     |
| <b>INDUCED TERMINATION RATE</b>  | 26          | 18    | 8     | 5          | 3     | 2     |
| 10-14                            | 0           | 0     | 0     | 0          | 0     | 0     |
| 15-17                            | 1           | 0     | 1     | 1          | 1     | 0     |
| 18-19                            | 1           | 1     | 0     | 2          | 2     | 0     |
| Age of Recipient                 |             |       |       |            |       |       |
| 20-24                            | 8           | 5     | 3     | 2          | 0     | 2     |
| 25-29                            | 9           | 7     | 2     | 0          | 0     | 0     |
| 30-34                            | 6           | 4     | 2     | 0          | 0     | 0     |
| 35-39                            | 0           | 0     | 0     | 0          | 0     | 0     |
| 40-44                            | 1           | 1     | 0     | 0          | 0     | 0     |
| >44                              | 0           | 0     | 0     | 0          | 0     | 0     |



## SELECTED VITAL STATISTICS BY RACE, BY CITY, 1989

| ITEM                             | GORDON    |           |           | GREENSBORO |           |           |
|----------------------------------|-----------|-----------|-----------|------------|-----------|-----------|
|                                  | NUMBER    |           |           | NUMBER     |           |           |
|                                  | Total     | White     | Black     | Total      | White     | Black     |
| <b>POPULATION</b>                |           |           |           |            |           |           |
| <b>LIVE BIRTHS</b>               | <b>40</b> | <b>14</b> | <b>26</b> | <b>61</b>  | <b>28</b> | <b>33</b> |
| Age of Mother                    |           |           |           |            |           |           |
| 10-14                            | 0         | 0         | 0         | 0          | 0         | 0         |
| 15-17                            | 3         | 1         | 2         | 3          | 1         | 2         |
| 18-19                            | 5         | 1         | 4         | 7          | 4         | 3         |
| 20-24                            | 16        | 5         | 11        | 18         | 6         | 12        |
| 25-29                            | 12        | 4         | 8         | 21         | 11        | 10        |
| 30-34                            | 3         | 2         | 1         | 9          | 5         | 4         |
| 35-39                            | 1         | 1         | 0         | 3          | 1         | 2         |
| 40-44                            | 0         | 0         | 0         | 0          | 0         | 0         |
| >44                              | 0         | 0         | 0         | 0          | 0         | 0         |
| <b>UNWED MOTHER BIRTH RATE</b>   | <b>20</b> | <b>2</b>  | <b>18</b> | <b>27</b>  | <b>6</b>  | <b>21</b> |
| Age of Mother                    |           |           |           |            |           |           |
| 10-14                            | 0         | 0         | 0         | 0          | 0         | 0         |
| 15-17                            | 2         | 0         | 2         | 2          | 0         | 2         |
| 18-19                            | 4         | 0         | 4         | 5          | 2         | 3         |
| 20-24                            | 8         | 0         | 8         | 11         | 2         | 9         |
| 25-29                            | 5         | 2         | 3         | 6          | 0         | 6         |
| 30-34                            | 1         | 0         | 1         | 2          | 2         | 0         |
| 35-39                            | 0         | 0         | 0         | 1          | 0         | 1         |
| 40-44                            | 0         | 0         | 0         | 0          | 0         | 0         |
| >44                              | 0         | 0         | 0         | 0          | 0         | 0         |
| <b>% BIRTH WEIGHT (grams)</b>    |           |           |           |            |           |           |
| <500                             | 0         | 0         | 0         | 3          | 2         | 1         |
| 500-1499                         | 2         | 0         | 2         | 0          | 0         | 0         |
| 1500-2499                        | 1         | 0         | 1         | 8          | 2         | 6         |
| 2500-3999                        | 33        | 11        | 22        | 40         | 20        | 20        |
| ≥4000                            | 4         | 3         | 1         | 10         | 4         | 6         |
| <b>% OUT OF HOSPITAL BIRTHS</b>  | <b>0</b>  | <b>0</b>  | <b>0</b>  | <b>0</b>   | <b>0</b>  | <b>0</b>  |
| <b>SPONTANEOUS ABORTION RATE</b> | <b>3</b>  | <b>1</b>  | <b>2</b>  | <b>2</b>   | <b>1</b>  | <b>1</b>  |
| Age of Mother                    |           |           |           |            |           |           |
| 10-14                            | 0         | 0         | 0         | 0          | 0         | 0         |
| 15-17                            | 0         | 0         | 0         | 0          | 0         | 0         |
| 18-19                            | 0         | 0         | 0         | 0          | 0         | 0         |
| 20-24                            | 0         | 0         | 0         | 1          | 0         | 1         |
| 25-29                            | 1         | 0         | 1         | 1          | 1         | 0         |
| 30-34                            | 1         | 0         | 1         | 0          | 0         | 0         |
| 35-39                            | 1         | 1         | 0         | 0          | 0         | 0         |
| 40-44                            | 0         | 0         | 0         | 0          | 0         | 0         |
| >44                              | 0         | 0         | 0         | 0          | 0         | 0         |
| <b>INDUCED TERMINATION RATE</b>  | <b>6</b>  | <b>4</b>  | <b>2</b>  | <b>7</b>   | <b>5</b>  | <b>2</b>  |
| Age of Recipient                 |           |           |           |            |           |           |
| 10-14                            | 0         | 0         | 0         | 0          | 0         | 0         |
| 15-17                            | 0         | 0         | 0         | 1          | 1         | 0         |
| 18-19                            | 2         | 2         | 0         | 1          | 1         | 0         |
| 20-24                            | 3         | 2         | 1         | 3          | 1         | 2         |
| 25-29                            | 1         | 0         | 1         | 2          | 2         | 0         |
| 30-34                            | 0         | 0         | 0         | 0          | 0         | 0         |
| 35-39                            | 0         | 0         | 0         | 0          | 0         | 0         |
| 40-44                            | 0         | 0         | 0         | 0          | 0         | 0         |
| >44                              | 0         | 0         | 0         | 0          | 0         | 0         |

## SELECTED VITAL STATISTICS BY RACE, BY CITY, 1989

| ITEM                             | GRIFFIN    |            |            | GROVETOWN  |           |          |
|----------------------------------|------------|------------|------------|------------|-----------|----------|
|                                  | NUMBER     |            |            | NUMBER     |           |          |
|                                  | Total      | White      | Black      | Total      | White     | Black    |
| <b>POPULATION</b>                |            |            |            |            |           |          |
| <b>LIVE BIRTHS</b>               | <b>460</b> | <b>165</b> | <b>293</b> | <b>102</b> | <b>94</b> | <b>8</b> |
| 10-14                            | 8          | 1          | 7          | 0          | 0         | 0        |
| 15-17                            | 62         | 17         | 45         | 10         | 10        | 0        |
| 18-19                            | 69         | 23         | 46         | 19         | 17        | 2        |
| Age of Mother                    |            |            |            |            |           |          |
| 20-24                            | 164        | 53         | 110        | 37         | 34        | 3        |
| 25-29                            | 91         | 39         | 51         | 23         | 21        | 2        |
| 30-34                            | 48         | 23         | 25         | 10         | 9         | 1        |
| 35-39                            | 15         | 7          | 8          | 3          | 3         | 0        |
| 40-44                            | 3          | 2          | 1          | 0          | 0         | 0        |
| >44                              | 0          | 0          | 0          | 0          | 0         | 0        |
| <b>UNWED MOTHER BIRTH RATE</b>   | <b>248</b> | <b>40</b>  | <b>208</b> | <b>20</b>  | <b>17</b> | <b>3</b> |
| 10-14                            | 8          | 1          | 7          | 0          | 0         | 0        |
| 15-17                            | 50         | 7          | 43         | 3          | 3         | 0        |
| 18-19                            | 47         | 9          | 38         | 6          | 5         | 1        |
| Age of Mother                    |            |            |            |            |           |          |
| 20-24                            | 93         | 18         | 75         | 5          | 4         | 1        |
| 25-29                            | 30         | 3          | 27         | 5          | 5         | 0        |
| 30-34                            | 14         | 1          | 13         | 1          | 0         | 1        |
| 35-39                            | 4          | 0          | 4          | 0          | 0         | 0        |
| 40-44                            | 2          | 1          | 1          | 0          | 0         | 0        |
| >44                              | 0          | 0          | 0          | 0          | 0         | 0        |
| <b>% BIRTH WEIGHT (grams)</b>    |            |            |            |            |           |          |
| <500                             | 1          | 0          | 1          | 0          | 0         | 0        |
| 500-1499                         | 8          | 1          | 7          | 0          | 0         | 0        |
| 1500-2499                        | 47         | 8          | 39         | 7          | 7         | 0        |
| 2500-3999                        | 371        | 137        | 232        | 83         | 75        | 8        |
| ≥4000                            | 33         | 19         | 14         | 12         | 12        | 0        |
| <b>% OUT OF HOSPITAL BIRTHS</b>  | <b>3</b>   | <b>1</b>   | <b>2</b>   | <b>1</b>   | <b>1</b>  | <b>0</b> |
| <b>SPONTANEOUS ABORTION RATE</b> | <b>32</b>  | <b>17</b>  | <b>15</b>  | <b>1</b>   | <b>0</b>  | <b>1</b> |
| 10-14                            | 0          | 0          | 0          | 0          | 0         | 0        |
| 15-17                            | 3          | 1          | 2          | 0          | 0         | 0        |
| 18-19                            | 9          | 5          | 4          | 0          | 0         | 0        |
| Age of Mother                    |            |            |            |            |           |          |
| 20-24                            | 5          | 2          | 3          | 1          | 0         | 1        |
| 25-29                            | 10         | 7          | 3          | 0          | 0         | 0        |
| 30-34                            | 3          | 1          | 2          | 0          | 0         | 0        |
| 35-39                            | 0          | 0          | 0          | 0          | 0         | 0        |
| 40-44                            | 2          | 1          | 1          | 0          | 0         | 0        |
| >44                              | 0          | 0          | 0          | 0          | 0         | 0        |
| <b>INDUCED TERMINATION RATE</b>  | <b>92</b>  | <b>53</b>  | <b>38</b>  | <b>12</b>  | <b>9</b>  | <b>2</b> |
| 10-14                            | 1          | 0          | 1          | 0          | 0         | 0        |
| 15-17                            | 11         | 8          | 3          | 2          | 2         | 0        |
| 18-19                            | 19         | 11         | 8          | 1          | 1         | 0        |
| Age of Recipient                 |            |            |            |            |           |          |
| 20-24                            | 26         | 17         | 8          | 5          | 3         | 2        |
| 25-29                            | 19         | 9          | 10         | 2          | 2         | 0        |
| 30-34                            | 11         | 4          | 7          | 2          | 1         | 0        |
| 35-39                            | 5          | 4          | 1          | 0          | 0         | 0        |
| 40-44                            | 0          | 0          | 0          | 0          | 0         | 0        |
| >44                              | 0          | 0          | 0          | 0          | 0         | 0        |

## SELECTED VITAL STATISTICS BY RACE, BY CITY, 1989

| ITEM                             | HAPEVILLE |       |       | HARTWELL |       |       |
|----------------------------------|-----------|-------|-------|----------|-------|-------|
|                                  | NUMBER    |       |       | NUMBER   |       |       |
|                                  | Total     | White | Black | Total    | White | Black |
| <b>POPULATION</b>                |           |       |       |          |       |       |
| <b>LIVE BIRTHS</b>               | 99        | 64    | 19    | 60       | 27    | 33    |
| 10-14                            | 0         | 0     | 0     | 0        | 0     | 0     |
| 15-17                            | 5         | 3     | 1     | 5        | 2     | 3     |
| 18-19                            | 11        | 7     | 1     | 8        | 3     | 5     |
| Age of Mother                    |           |       |       |          |       |       |
| 20-24                            | 31        | 18    | 9     | 27       | 11    | 16    |
| 25-29                            | 27        | 21    | 4     | 13       | 7     | 6     |
| 30-34                            | 18        | 11    | 3     | 6        | 4     | 2     |
| 35-39                            | 7         | 4     | 1     | 1        | 0     | 1     |
| 40-44                            | 0         | 0     | 0     | 0        | 0     | 0     |
| >44                              | 0         | 0     | 0     | 0        | 0     | 0     |
| <b>UNWED MOTHER BIRTH RATE</b>   | 31        | 16    | 10    | 20       | 0     | 20    |
| 10-14                            | 0         | 0     | 0     | 0        | 0     | 0     |
| 15-17                            | 2         | 1     | 1     | 3        | 0     | 3     |
| 18-19                            | 8         | 4     | 1     | 5        | 0     | 5     |
| Age of Mother                    |           |       |       |          |       |       |
| 20-24                            | 15        | 7     | 7     | 9        | 0     | 9     |
| 25-29                            | 4         | 4     | 0     | 3        | 0     | 3     |
| 30-34                            | 1         | 0     | 0     | 0        | 0     | 0     |
| 35-39                            | 1         | 0     | 1     | 0        | 0     | 0     |
| 40-44                            | 0         | 0     | 0     | 0        | 0     | 0     |
| >44                              | 0         | 0     | 0     | 0        | 0     | 0     |
| <b>% BIRTH WEIGHT (grams)</b>    |           |       |       |          |       |       |
| <500                             | 0         | 0     | 0     | 0        | 0     | 0     |
| 500-1499                         | 0         | 0     | 0     | 1        | 0     | 1     |
| 1500-2499                        | 8         | 3     | 4     | 3        | 1     | 2     |
| 2500-3999                        | 82        | 53    | 14    | 46       | 20    | 26    |
| ≥4000                            | 9         | 8     | 1     | 10       | 6     | 4     |
| <b>% OUT OF HOSPITAL BIRTHS</b>  | 1         | 0     | 0     | 0        | 0     | 0     |
| <b>SPONTANEOUS ABORTION RATE</b> | 13        | 11    | 1     | 0        | 0     | 0     |
| 10-14                            | 0         | 0     | 0     | 0        | 0     | 0     |
| 15-17                            | 0         | 0     | 0     | 0        | 0     | 0     |
| 18-19                            | 0         | 0     | 0     | 0        | 0     | 0     |
| Age of Mother                    |           |       |       |          |       |       |
| 20-24                            | 5         | 4     | 1     | 0        | 0     | 0     |
| 25-29                            | 7         | 6     | 0     | 0        | 0     | 0     |
| 30-34                            | 1         | 1     | 0     | 0        | 0     | 0     |
| 35-39                            | 0         | 0     | 0     | 0        | 0     | 0     |
| 40-44                            | 0         | 0     | 0     | 0        | 0     | 0     |
| >44                              | 0         | 0     | 0     | 0        | 0     | 0     |
| <b>INDUCED TERMINATION RATE</b>  | 26        | 18    | 6     | 11       | 8     | 3     |
| 10-14                            | 0         | 0     | 0     | 1        | 1     | 0     |
| 15-17                            | 1         | 0     | 0     | 2        | 1     | 1     |
| 18-19                            | 4         | 4     | 0     | 3        | 2     | 1     |
| Age of Recipient                 |           |       |       |          |       |       |
| 20-24                            | 10        | 7     | 2     | 3        | 2     | 1     |
| 25-29                            | 6         | 4     | 2     | 2        | 2     | 0     |
| 30-34                            | 3         | 1     | 2     | 0        | 0     | 0     |
| 35-39                            | 0         | 0     | 0     | 0        | 0     | 0     |
| 40-44                            | 2         | 2     | 0     | 0        | 0     | 0     |
| >44                              | 0         | 0     | 0     | 0        | 0     | 0     |

## SELECTED VITAL STATISTICS BY RACE, BY CITY, 1989

| ITEM                             | HAWKINSVILLE |           |           | HAZELHURST |           |           |
|----------------------------------|--------------|-----------|-----------|------------|-----------|-----------|
|                                  | NUMBER       |           |           | NUMBER     |           |           |
|                                  | Total        | White     | Black     | Total      | White     | Black     |
| <b>POPULATION</b>                |              |           |           |            |           |           |
| <b>LIVE BIRTHS</b>               | <b>61</b>    | <b>20</b> | <b>41</b> | <b>66</b>  | <b>43</b> | <b>23</b> |
| 10-14                            | 1            | 0         | 1         | 1          | 0         | 1         |
| 15-17                            | 4            | 1         | 3         | 4          | 4         | 0         |
| 18-19                            | 14           | 3         | 11        | 11         | 6         | 5         |
| Age of Mother                    |              |           |           |            |           |           |
| 20-24                            | 17           | 9         | 8         | 27         | 14        | 13        |
| 25-29                            | 17           | 4         | 13        | 12         | 12        | 0         |
| 30-34                            | 8            | 3         | 5         | 8          | 5         | 3         |
| 35-39                            | 0            | 0         | 0         | 2          | 1         | 1         |
| 40-44                            | 0            | 0         | 0         | 1          | 1         | 0         |
| >44                              | 0            | 0         | 0         | 0          | 0         | 0         |
| <b>UNWED MOTHER BIRTH RATE</b>   | <b>40</b>    | <b>3</b>  | <b>37</b> | <b>21</b>  | <b>10</b> | <b>11</b> |
| 10-14                            | 1            | 0         | 1         | 1          | 0         | 1         |
| 15-17                            | 3            | 0         | 3         | 0          | 0         | 0         |
| 18-19                            | 12           | 1         | 11        | 5          | 2         | 3         |
| Age of Mother                    |              |           |           |            |           |           |
| 20-24                            | 10           | 2         | 8         | 12         | 6         | 6         |
| 25-29                            | 11           | 0         | 11        | 1          | 1         | 0         |
| 30-34                            | 3            | 0         | 3         | 2          | 1         | 1         |
| 35-39                            | 0            | 0         | 0         | 0          | 0         | 0         |
| 40-44                            | 0            | 0         | 0         | 0          | 0         | 0         |
| >44                              | 0            | 0         | 0         | 0          | 0         | 0         |
| <b>% BIRTH WEIGHT (grams)</b>    |              |           |           |            |           |           |
| <500                             | 0            | 0         | 0         | 0          | 0         | 0         |
| 500-1499                         | 0            | 0         | 0         | 0          | 0         | 0         |
| 1500-2499                        | 10           | 0         | 10        | 2          | 1         | 1         |
| 2500-3999                        | 50           | 20        | 30        | 55         | 35        | 20        |
| ≥4000                            | 1            | 0         | 1         | 9          | 7         | 2         |
| <b>% OUT OF HOSPITAL BIRTHS</b>  | <b>0</b>     | <b>0</b>  | <b>0</b>  | <b>0</b>   | <b>0</b>  | <b>0</b>  |
| <b>SPONTANEOUS ABORTION RATE</b> | <b>0</b>     | <b>0</b>  | <b>0</b>  | <b>1</b>   | <b>1</b>  | <b>0</b>  |
| 10-14                            | 0            | 0         | 0         | 0          | 0         | 0         |
| 15-17                            | 0            | 0         | 0         | 0          | 0         | 0         |
| 18-19                            | 0            | 0         | 0         | 0          | 0         | 0         |
| Age of Mother                    |              |           |           |            |           |           |
| 20-24                            | 0            | 0         | 0         | 0          | 0         | 0         |
| 25-29                            | 0            | 0         | 0         | 1          | 1         | 0         |
| 30-34                            | 0            | 0         | 0         | 0          | 0         | 0         |
| 35-39                            | 0            | 0         | 0         | 0          | 0         | 0         |
| 40-44                            | 0            | 0         | 0         | 0          | 0         | 0         |
| >44                              | 0            | 0         | 0         | 0          | 0         | 0         |
| <b>INDUCED TERMINATION RATE</b>  | <b>11</b>    | <b>6</b>  | <b>5</b>  | <b>5</b>   | <b>2</b>  | <b>3</b>  |
| 10-14                            | 0            | 0         | 0         | 0          | 0         | 0         |
| 15-17                            | 1            | 0         | 1         | 0          | 0         | 0         |
| 18-19                            | 2            | 1         | 1         | 1          | 0         | 1         |
| Age of Recipient                 |              |           |           |            |           |           |
| 20-24                            | 4            | 3         | 1         | 2          | 2         | 0         |
| 25-29                            | 2            | 1         | 1         | 1          | 0         | 1         |
| 30-34                            | 2            | 1         | 1         | 0          | 0         | 0         |
| 35-39                            | 0            | 0         | 0         | 1          | 0         | 1         |
| 40-44                            | 0            | 0         | 0         | 0          | 0         | 0         |
| >44                              | 0            | 0         | 0         | 0          | 0         | 0         |

## SELECTED VITAL STATISTICS BY RACE, BY CITY, 1989

| ITEM                             | HINESVILLE |            |            | HOGANSVILLE |           |           |
|----------------------------------|------------|------------|------------|-------------|-----------|-----------|
|                                  | NUMBER     |            |            | NUMBER      |           |           |
|                                  | Total      | White      | Black      | Total       | White     | Black     |
| <b>POPULATION</b>                |            |            |            |             |           |           |
| <b>LIVE BIRTHS</b>               | <b>795</b> | <b>464</b> | <b>309</b> | <b>49</b>   | <b>26</b> | <b>23</b> |
| 10-14                            | 2          | 0          | 2          | 0           | 0         | 0         |
| 15-17                            | 29         | 17         | 12         | 6           | 3         | 3         |
| 18-19                            | 97         | 64         | 32         | 6           | 4         | 2         |
| 20-24                            | 347        | 196        | 142        | 16          | 11        | 5         |
| 25-29                            | 221        | 136        | 77         | 14          | 6         | 8         |
| 30-34                            | 80         | 36         | 40         | 5           | 2         | 3         |
| 35-39                            | 18         | 14         | 4          | 2           | 0         | 2         |
| 40-44                            | 1          | 1          | 0          | 0           | 0         | 0         |
| >44                              | 0          | 0          | 0          | 0           | 0         | 0         |
| <b>UNWED MOTHER BIRTH RATE</b>   | <b>121</b> | <b>47</b>  | <b>73</b>  | <b>24</b>   | <b>8</b>  | <b>16</b> |
| 10-14                            | 2          | 0          | 2          | 0           | 0         | 0         |
| 15-17                            | 14         | 5          | 9          | 5           | 2         | 3         |
| 18-19                            | 24         | 10         | 13         | 4           | 2         | 2         |
| 20-24                            | 43         | 18         | 25         | 5           | 1         | 4         |
| 25-29                            | 23         | 10         | 13         | 9           | 3         | 6         |
| 30-34                            | 11         | 3          | 8          | 0           | 0         | 0         |
| 35-39                            | 4          | 1          | 3          | 1           | 0         | 1         |
| 40-44                            | 0          | 0          | 0          | 0           | 0         | 0         |
| >44                              | 0          | 0          | 0          | 0           | 0         | 0         |
| <b>% BIRTH WEIGHT (grams)</b>    |            |            |            |             |           |           |
| <500                             | 2          | 0          | 2          | 0           | 0         | 0         |
| 500-1499                         | 4          | 2          | 2          | 2           | 1         | 1         |
| 1500-2499                        | 43         | 18         | 25         | 5           | 3         | 2         |
| 2500-3999                        | 642        | 367        | 257        | 38          | 19        | 19        |
| ≥4000                            | 104        | 77         | 23         | 4           | 3         | 1         |
| <b>% OUT OF HOSPITAL BIRTHS</b>  | <b>0</b>   | <b>0</b>   | <b>0</b>   | <b>1</b>    | <b>1</b>  | <b>0</b>  |
| <b>SPONTANEOUS ABORTION RATE</b> | <b>90</b>  | <b>51</b>  | <b>38</b>  | <b>4</b>    | <b>3</b>  | <b>1</b>  |
| 10-14                            | 0          | 0          | 0          | 0           | 0         | 0         |
| 15-17                            | 5          | 2          | 3          | 0           | 0         | 0         |
| 18-19                            | 12         | 7          | 5          | 1           | 1         | 0         |
| 20-24                            | 35         | 21         | 13         | 1           | 1         | 0         |
| 25-29                            | 23         | 15         | 8          | 2           | 1         | 1         |
| 30-34                            | 10         | 2          | 8          | 0           | 0         | 0         |
| 35-39                            | 4          | 3          | 1          | 0           | 0         | 0         |
| 40-44                            | 1          | 1          | 0          | 0           | 0         | 0         |
| >44                              | 0          | 0          | 0          | 0           | 0         | 0         |
| <b>INDUCED TERMINATION RATE</b>  | <b>155</b> | <b>82</b>  | <b>64</b>  | <b>17</b>   | <b>9</b>  | <b>8</b>  |
| 10-14                            | 2          | 1          | 1          | 0           | 0         | 0         |
| 15-17                            | 10         | 7          | 3          | 0           | 0         | 0         |
| 18-19                            | 16         | 9          | 6          | 5           | 1         | 4         |
| 20-24                            | 57         | 25         | 31         | 4           | 2         | 2         |
| 25-29                            | 48         | 28         | 16         | 3           | 2         | 1         |
| 30-34                            | 16         | 7          | 7          | 4           | 3         | 1         |
| 35-39                            | 5          | 4          | 0          | 1           | 1         | 0         |
| 40-44                            | 1          | 1          | 0          | 0           | 0         | 0         |
| >44                              | 0          | 0          | 0          | 0           | 0         | 0         |

## SELECTED VITAL STATISTICS BY RACE, BY CITY, 1989

| ITEM                             | HOMERVILLE |       |       | JACKSON |       |       |
|----------------------------------|------------|-------|-------|---------|-------|-------|
|                                  | NUMBER     |       |       | NUMBER  |       |       |
|                                  | Total      | White | Black | Total   | White | Black |
| <b>POPULATION</b>                |            |       |       |         |       |       |
| <b>LIVE BIRTHS</b>               | 52         | 30    | 22    | 93      | 41    | 51    |
| 10-14                            | 1          | 0     | 1     | 0       | 0     | 0     |
| 15-17                            | 8          | 4     | 4     | 9       | 4     | 5     |
| 18-19                            | 8          | 5     | 3     | 8       | 2     | 6     |
| Age of Mother                    |            |       |       |         |       |       |
| 20-24                            | 13         | 7     | 6     | 45      | 18    | 27    |
| 25-29                            | 14         | 9     | 5     | 19      | 11    | 7     |
| 30-34                            | 6          | 4     | 2     | 8       | 4     | 4     |
| 35-39                            | 2          | 1     | 1     | 4       | 2     | 2     |
| 40-44                            | 0          | 0     | 0     | 0       | 0     | 0     |
| >44                              | 0          | 0     | 0     | 0       | 0     | 0     |
| <b>UNWED MOTHER BIRTH RATE</b>   | 20         | 6     | 14    | 48      | 9     | 39    |
| 10-14                            | 1          | 0     | 1     | 0       | 0     | 0     |
| 15-17                            | 5          | 1     | 4     | 6       | 1     | 5     |
| 18-19                            | 3          | 0     | 3     | 8       | 2     | 6     |
| Age of Mother                    |            |       |       |         |       |       |
| 20-24                            | 6          | 3     | 3     | 24      | 4     | 20    |
| 25-29                            | 5          | 2     | 3     | 7       | 1     | 6     |
| 30-34                            | 0          | 0     | 0     | 3       | 1     | 2     |
| 35-39                            | 0          | 0     | 0     | 0       | 0     | 0     |
| 40-44                            | 0          | 0     | 0     | 0       | 0     | 0     |
| >44                              | 0          | 0     | 0     | 0       | 0     | 0     |
| <b>% BIRTH WEIGHT (grams)</b>    |            |       |       |         |       |       |
| <500                             | 0          | 0     | 0     | 1       | 0     | 1     |
| 500-1499                         | 2          | 1     | 1     | 4       | 0     | 4     |
| 1500-2499                        | 2          | 0     | 2     | 8       | 1     | 7     |
| 2500-3999                        | 44         | 25    | 19    | 73      | 37    | 35    |
| ≥4000                            | 4          | 4     | 0     | 7       | 3     | 4     |
| <b>% OUT OF HOSPITAL BIRTHS</b>  | 0          | 0     | 0     | 0       | 0     | 0     |
| <b>SPONTANEOUS ABORTION RATE</b> | 4          | 1     | 3     | 3       | 3     | 0     |
| 10-14                            | 0          | 0     | 0     | 0       | 0     | 0     |
| 15-17                            | 0          | 0     | 0     | 1       | 1     | 0     |
| 18-19                            | 0          | 0     | 0     | 0       | 0     | 0     |
| Age of Mother                    |            |       |       |         |       |       |
| 20-24                            | 2          | 1     | 1     | 2       | 2     | 0     |
| 25-29                            | 2          | 0     | 2     | 0       | 0     | 0     |
| 30-34                            | 0          | 0     | 0     | 0       | 0     | 0     |
| 35-39                            | 0          | 0     | 0     | 0       | 0     | 0     |
| 40-44                            | 0          | 0     | 0     | 0       | 0     | 0     |
| >44                              | 0          | 0     | 0     | 0       | 0     | 0     |
| <b>INDUCED TERMINATION RATE</b>  | 0          | 0     | 0     | 13      | 8     | 5     |
| 10-14                            | 0          | 0     | 0     | 0       | 0     | 0     |
| 15-17                            | 0          | 0     | 0     | 1       | 1     | 0     |
| 18-19                            | 0          | 0     | 0     | 2       | 1     | 1     |
| Age of Recipient                 |            |       |       |         |       |       |
| 20-24                            | 0          | 0     | 0     | 6       | 3     | 3     |
| 25-29                            | 0          | 0     | 0     | 4       | 3     | 1     |
| 30-34                            | 0          | 0     | 0     | 0       | 0     | 0     |
| 35-39                            | 0          | 0     | 0     | 0       | 0     | 0     |
| 40-44                            | 0          | 0     | 0     | 0       | 0     | 0     |
| >44                              | 0          | 0     | 0     | 0       | 0     | 0     |

## SELECTED VITAL STATISTICS BY RACE, BY CITY, 1989

| ITEM                             | JESUP      |           |           | JONESBORO  |            |            |
|----------------------------------|------------|-----------|-----------|------------|------------|------------|
|                                  | NUMBER     |           |           | NUMBER     |            |            |
|                                  | Total      | White     | Black     | Total      | White      | Black      |
| <b>POPULATION</b>                |            |           |           |            |            |            |
| <b>LIVE BIRTHS</b>               | <b>157</b> | <b>77</b> | <b>79</b> | <b>435</b> | <b>316</b> | <b>108</b> |
| Age of Mother                    |            |           |           |            |            |            |
| 10-14                            | 5          | 0         | 5         | 0          | 0          | 0          |
| 15-17                            | 14         | 5         | 9         | 28         | 25         | 3          |
| 18-19                            | 23         | 11        | 12        | 64         | 52         | 11         |
| 20-24                            | 50         | 25        | 25        | 157        | 119        | 36         |
| 25-29                            | 40         | 23        | 17        | 112        | 76         | 34         |
| 30-34                            | 19         | 10        | 8         | 54         | 31         | 19         |
| 35-39                            | 6          | 3         | 3         | 18         | 12         | 4          |
| 40-44                            | 0          | 0         | 0         | 2          | 1          | 1          |
| >44                              | 0          | 0         | 0         | 0          | 0          | 0          |
| <b>UNWED MOTHER BIRTH RATE</b>   | <b>71</b>  | <b>15</b> | <b>56</b> | <b>129</b> | <b>81</b>  | <b>48</b>  |
| Age of Mother                    |            |           |           |            |            |            |
| 10-14                            | 5          | 0         | 5         | 0          | 0          | 0          |
| 15-17                            | 12         | 3         | 9         | 17         | 14         | 3          |
| 18-19                            | 13         | 3         | 10        | 28         | 19         | 9          |
| 20-24                            | 23         | 4         | 19        | 52         | 34         | 18         |
| 25-29                            | 11         | 4         | 7         | 21         | 10         | 11         |
| 30-34                            | 5          | 1         | 4         | 9          | 4          | 5          |
| 35-39                            | 2          | 0         | 2         | 1          | 0          | 1          |
| 40-44                            | 0          | 0         | 0         | 1          | 0          | 1          |
| >44                              | 0          | 0         | 0         | 0          | 0          | 0          |
| <b>% BIRTH WEIGHT (grams)</b>    |            |           |           |            |            |            |
| <500                             | 0          | 0         | 0         | 0          | 0          | 0          |
| 500-1499                         | 1          | 0         | 1         | 6          | 3          | 3          |
| 1500-2499                        | 18         | 9         | 9         | 25         | 10         | 13         |
| 2500-3999                        | 125        | 55        | 69        | 361        | 266        | 86         |
| ≥4000                            | 13         | 13        | 0         | 43         | 37         | 6          |
| <b>% OUT OF HOSPITAL BIRTHS</b>  | <b>4</b>   | <b>3</b>  | <b>1</b>  | <b>0</b>   | <b>0</b>   | <b>0</b>   |
| <b>SPONTANEOUS ABORTION RATE</b> | <b>6</b>   | <b>1</b>  | <b>5</b>  | <b>37</b>  | <b>30</b>  | <b>7</b>   |
| Age of Mother                    |            |           |           |            |            |            |
| 10-14                            | 0          | 0         | 0         | 0          | 0          | 0          |
| 15-17                            | 1          | 0         | 1         | 1          | 1          | 0          |
| 18-19                            | 1          | 0         | 1         | 6          | 6          | 0          |
| 20-24                            | 2          | 0         | 2         | 5          | 5          | 0          |
| 25-29                            | 1          | 1         | 0         | 14         | 10         | 4          |
| 30-34                            | 1          | 0         | 1         | 5          | 5          | 0          |
| 35-39                            | 0          | 0         | 0         | 5          | 3          | 2          |
| 40-44                            | 0          | 0         | 0         | 1          | 0          | 1          |
| >44                              | 0          | 0         | 0         | 0          | 0          | 0          |
| <b>INDUCED TERMINATION RATE</b>  | <b>28</b>  | <b>17</b> | <b>11</b> | <b>190</b> | <b>127</b> | <b>57</b>  |
| Age of Recipient                 |            |           |           |            |            |            |
| 10-14                            | 0          | 0         | 0         | 3          | 3          | 0          |
| 15-17                            | 3          | 1         | 2         | 23         | 17         | 5          |
| 18-19                            | 4          | 3         | 1         | 20         | 17         | 3          |
| 20-24                            | 12         | 10        | 2         | 56         | 40         | 15         |
| 25-29                            | 5          | 1         | 4         | 41         | 24         | 16         |
| 30-34                            | 2          | 0         | 2         | 32         | 18         | 13         |
| 35-39                            | 1          | 1         | 0         | 9          | 4          | 4          |
| 40-44                            | 1          | 1         | 0         | 6          | 4          | 1          |
| >44                              | 0          | 0         | 0         | 0          | 0          | 0          |

## SELECTED VITAL STATISTICS BY RACE, BY CITY, 1989

| ITEM                             | KENNESAW   |            |           | LAFAYETTE  |           |           |
|----------------------------------|------------|------------|-----------|------------|-----------|-----------|
|                                  | NUMBER     |            |           | NUMBER     |           |           |
|                                  | Total      | White      | Black     | Total      | White     | Black     |
| <b>POPULATION</b>                |            |            |           |            |           |           |
| <b>LIVE BIRTHS</b>               | <b>300</b> | <b>284</b> | <b>13</b> | <b>101</b> | <b>89</b> | <b>12</b> |
| Age of Mother                    |            |            |           |            |           |           |
| 10-14                            | 0          | 0          | 0         | 1          | 1         | 0         |
| 15-17                            | 3          | 3          | 0         | 16         | 14        | 2         |
| 18-19                            | 17         | 16         | 1         | 20         | 20        | 0         |
| 20-24                            | 81         | 78         | 2         | 46         | 37        | 9         |
| 25-29                            | 111        | 107        | 4         | 13         | 12        | 1         |
| 30-34                            | 63         | 58         | 4         | 3          | 3         | 0         |
| 35-39                            | 20         | 18         | 1         | 2          | 2         | 0         |
| 40-44                            | 5          | 4          | 1         | 0          | 0         | 0         |
| >44                              | 0          | 0          | 0         | 0          | 0         | 0         |
| <b>UNWED MOTHER BIRTH RATE</b>   | <b>42</b>  | <b>39</b>  | <b>3</b>  | <b>24</b>  | <b>20</b> | <b>4</b>  |
| Age of Mother                    |            |            |           |            |           |           |
| 10-14                            | 0          | 0          | 0         | 1          | 1         | 0         |
| 15-17                            | 2          | 2          | 0         | 6          | 4         | 2         |
| 18-19                            | 9          | 8          | 1         | 4          | 4         | 0         |
| 20-24                            | 16         | 16         | 0         | 9          | 7         | 2         |
| 25-29                            | 10         | 9          | 1         | 4          | 4         | 0         |
| 30-34                            | 4          | 3          | 1         | 0          | 0         | 0         |
| 35-39                            | 1          | 1          | 0         | 0          | 0         | 0         |
| 40-44                            | 0          | 0          | 0         | 0          | 0         | 0         |
| >44                              | 0          | 0          | 0         | 0          | 0         | 0         |
| <b>% BIRTH WEIGHT (grams)</b>    |            |            |           |            |           |           |
| <500                             | 0          | 0          | 0         | 0          | 0         | 0         |
| 500-1499                         | 3          | 2          | 1         | 1          | 1         | 0         |
| 1500-2499                        | 11         | 10         | 1         | 8          | 5         | 3         |
| 2500-3999                        | 248        | 236        | 9         | 86         | 77        | 9         |
| ≥4000                            | 38         | 36         | 2         | 6          | 6         | 0         |
| <b>% OUT OF HOSPITAL BIRTHS</b>  | <b>5</b>   | <b>5</b>   | <b>0</b>  | <b>0</b>   | <b>0</b>  | <b>0</b>  |
| <b>SPONTANEOUS ABORTION RATE</b> | <b>2</b>   | <b>2</b>   | <b>0</b>  | <b>2</b>   | <b>0</b>  | <b>2</b>  |
| Age of Mother                    |            |            |           |            |           |           |
| 10-14                            | 0          | 0          | 0         | 0          | 0         | 0         |
| 15-17                            | 0          | 0          | 0         | 0          | 0         | 0         |
| 18-19                            | 0          | 0          | 0         | 0          | 0         | 0         |
| 20-24                            | 0          | 0          | 0         | 2          | 0         | 2         |
| 25-29                            | 1          | 1          | 0         | 0          | 0         | 0         |
| 30-34                            | 0          | 0          | 0         | 0          | 0         | 0         |
| 35-39                            | 0          | 0          | 0         | 0          | 0         | 0         |
| 40-44                            | 1          | 1          | 0         | 0          | 0         | 0         |
| >44                              | 0          | 0          | 0         | 0          | 0         | 0         |
| <b>INDUCED TERMINATION RATE</b>  | <b>87</b>  | <b>79</b>  | <b>5</b>  | <b>5</b>   | <b>4</b>  | <b>1</b>  |
| Age of Recipient                 |            |            |           |            |           |           |
| 10-14                            | 0          | 0          | 0         | 0          | 0         | 0         |
| 15-17                            | 4          | 4          | 0         | 2          | 1         | 1         |
| 18-19                            | 16         | 15         | 1         | 2          | 2         | 0         |
| 20-24                            | 31         | 30         | 1         | 0          | 0         | 0         |
| 25-29                            | 15         | 12         | 2         | 1          | 1         | 0         |
| 30-34                            | 14         | 13         | 1         | 0          | 0         | 0         |
| 35-39                            | 4          | 2          | 0         | 0          | 0         | 0         |
| 40-44                            | 3          | 3          | 0         | 0          | 0         | 0         |
| >44                              | 0          | 0          | 0         | 0          | 0         | 0         |



## SELECTED VITAL STATISTICS BY RACE, BY CITY, 1989

| ITEM                             | LAGRANGE   |            |            | LAKE CITY |           |          |
|----------------------------------|------------|------------|------------|-----------|-----------|----------|
|                                  | NUMBER     |            |            | NUMBER    |           |          |
|                                  | Total      | White      | Black      | Total     | White     | Black    |
| <b>POPULATION</b>                |            |            |            |           |           |          |
| <b>LIVE BIRTHS</b>               | <b>505</b> | <b>223</b> | <b>280</b> | <b>25</b> | <b>23</b> | <b>2</b> |
| 10-14                            | 5          | 1          | 4          | 0         | 0         | 0        |
| 15-17                            | 67         | 16         | 51         | 2         | 2         | 0        |
| 18-19                            | 61         | 29         | 32         | 3         | 3         | 0        |
| 20-24                            | 171        | 80         | 91         | 12        | 11        | 1        |
| 25-29                            | 120        | 57         | 63         | 5         | 5         | 0        |
| 30-34                            | 56         | 28         | 26         | 2         | 1         | 1        |
| 35-39                            | 21         | 10         | 11         | 1         | 1         | 0        |
| 40-44                            | 4          | 2          | 2          | 0         | 0         | 0        |
| >44                              | 0          | 0          | 0          | 0         | 0         | 0        |
| <b>UNWED MOTHER BIRTH RATE</b>   | <b>241</b> | <b>47</b>  | <b>194</b> | <b>7</b>  | <b>5</b>  | <b>2</b> |
| 10-14                            | 5          | 1          | 4          | 0         | 0         | 0        |
| 15-17                            | 58         | 7          | 51         | 2         | 2         | 0        |
| 18-19                            | 39         | 9          | 30         | 1         | 1         | 0        |
| 20-24                            | 82         | 18         | 64         | 3         | 2         | 1        |
| 25-29                            | 38         | 7          | 31         | 0         | 0         | 0        |
| 30-34                            | 15         | 5          | 10         | 1         | 0         | 1        |
| 35-39                            | 4          | 0          | 4          | 0         | 0         | 0        |
| 40-44                            | 0          | 0          | 0          | 0         | 0         | 0        |
| >44                              | 0          | 0          | 0          | 0         | 0         | 0        |
| <b>% BIRTH WEIGHT (grams)</b>    |            |            |            |           |           |          |
| <500                             | 0          | 0          | 0          | 0         | 0         | 0        |
| 500-1499                         | 6          | 0          | 6          | 1         | 1         | 0        |
| 1500-2499                        | 41         | 12         | 29         | 1         | 1         | 0        |
| 2500-3999                        | 424        | 185        | 237        | 20        | 19        | 1        |
| ≥4000                            | 34         | 26         | 8          | 3         | 2         | 1        |
| <b>% OUT OF HOSPITAL BIRTHS</b>  | <b>1</b>   | <b>0</b>   | <b>1</b>   | <b>0</b>  | <b>0</b>  | <b>0</b> |
| <b>SPONTANEOUS ABORTION RATE</b> | <b>46</b>  | <b>21</b>  | <b>25</b>  | <b>1</b>  | <b>0</b>  | <b>1</b> |
| 10-14                            | 1          | 0          | 1          | 0         | 0         | 0        |
| 15-17                            | 1          | 0          | 1          | 0         | 0         | 0        |
| 18-19                            | 6          | 2          | 4          | 0         | 0         | 0        |
| 20-24                            | 16         | 9          | 7          | 1         | 0         | 1        |
| 25-29                            | 11         | 4          | 7          | 0         | 0         | 0        |
| 30-34                            | 5          | 2          | 3          | 0         | 0         | 0        |
| 35-39                            | 5          | 3          | 2          | 0         | 0         | 0        |
| 40-44                            | 1          | 1          | 0          | 0         | 0         | 0        |
| >44                              | 0          | 0          | 0          | 0         | 0         | 0        |
| <b>INDUCED TERMINATION RATE</b>  | <b>175</b> | <b>75</b>  | <b>96</b>  | <b>3</b>  | <b>3</b>  | <b>0</b> |
| 10-14                            | 1          | 1          | 0          | 0         | 0         | 0        |
| 15-17                            | 27         | 12         | 15         | 2         | 2         | 0        |
| 18-19                            | 19         | 12         | 7          | 1         | 1         | 0        |
| 20-24                            | 57         | 22         | 35         | 0         | 0         | 0        |
| 25-29                            | 35         | 12         | 21         | 0         | 0         | 0        |
| 30-34                            | 21         | 6          | 14         | 0         | 0         | 0        |
| 35-39                            | 11         | 7          | 4          | 0         | 0         | 0        |
| 40-44                            | 4          | 3          | 0          | 0         | 0         | 0        |
| >44                              | 0          | 0          | 0          | 0         | 0         | 0        |

## SELECTED VITAL STATISTICS BY RACE, BY CITY, 1989

| ITEM                             | LAKELAND  |           |           | LAWRENCEVILLE |            |           |
|----------------------------------|-----------|-----------|-----------|---------------|------------|-----------|
|                                  | NUMBER    |           |           | NUMBER        |            |           |
|                                  | Total     | White     | Black     | Total         | White      | Black     |
| <b>POPULATION</b>                |           |           |           |               |            |           |
| <b>LIVE BIRTHS</b>               | <b>35</b> | <b>21</b> | <b>13</b> | <b>657</b>    | <b>599</b> | <b>39</b> |
| 10-14                            | 2         | 0         | 2         | 1             | 0          | 1         |
| 15-17                            | 3         | 1         | 2         | 16            | 15         | 1         |
| 18-19                            | 9         | 8         | 1         | 48            | 39         | 8         |
| Age of Mother                    |           |           |           |               |            |           |
| 20-24                            | 14        | 9         | 5         | 208           | 197        | 10        |
| 25-29                            | 5         | 3         | 1         | 229           | 206        | 14        |
| 30-34                            | 2         | 0         | 2         | 125           | 116        | 5         |
| 35-39                            | 0         | 0         | 0         | 27            | 23         | 0         |
| 40-44                            | 0         | 0         | 0         | 3             | 3          | 0         |
| >44                              | 0         | 0         | 0         | 0             | 0          | 0         |
| <b>UNWED MOTHER BIRTH RATE</b>   | <b>18</b> | <b>6</b>  | <b>12</b> | <b>119</b>    | <b>97</b>  | <b>19</b> |
| 10-14                            | 2         | 0         | 2         | 1             | 0          | 1         |
| 15-17                            | 2         | 0         | 2         | 12            | 11         | 1         |
| 18-19                            | 5         | 4         | 1         | 24            | 16         | 7         |
| Age of Mother                    |           |           |           |               |            |           |
| 20-24                            | 5         | 0         | 5         | 54            | 50         | 4         |
| 25-29                            | 2         | 2         | 0         | 16            | 10         | 4         |
| 30-34                            | 2         | 0         | 2         | 9             | 7          | 2         |
| 35-39                            | 0         | 0         | 0         | 3             | 3          | 0         |
| 40-44                            | 0         | 0         | 0         | 0             | 0          | 0         |
| >44                              | 0         | 0         | 0         | 0             | 0          | 0         |
| <b>% BIRTH WEIGHT (grams)</b>    |           |           |           |               |            |           |
| <500                             | 0         | 0         | 0         | 1             | 1          | 0         |
| 500-1499                         | 0         | 0         | 0         | 12            | 8          | 4         |
| 1500-2499                        | 5         | 1         | 4         | 17            | 15         | 0         |
| 2500-3999                        | 26        | 17        | 8         | 559           | 510        | 32        |
| ≥4000                            | 4         | 3         | 1         | 68            | 65         | 3         |
| <b>% OUT OF HOSPITAL BIRTHS</b>  | <b>0</b>  | <b>0</b>  | <b>0</b>  | <b>7</b>      | <b>6</b>   | <b>1</b>  |
| <b>SPONTANEOUS ABORTION RATE</b> | <b>3</b>  | <b>0</b>  | <b>3</b>  | <b>47</b>     | <b>44</b>  | <b>2</b>  |
| 10-14                            | 0         | 0         | 0         | 0             | 0          | 0         |
| 15-17                            | 1         | 0         | 1         | 0             | 0          | 0         |
| 18-19                            | 0         | 0         | 0         | 3             | 3          | 0         |
| Age of Mother                    |           |           |           |               |            |           |
| 20-24                            | 1         | 0         | 1         | 9             | 8          | 1         |
| 25-29                            | 0         | 0         | 0         | 18            | 18         | 0         |
| 30-34                            | 1         | 0         | 1         | 12            | 10         | 1         |
| 35-39                            | 0         | 0         | 0         | 4             | 4          | 0         |
| 40-44                            | 0         | 0         | 0         | 1             | 1          | 0         |
| >44                              | 0         | 0         | 0         | 0             | 0          | 0         |
| <b>INDUCED TERMINATION RATE</b>  | <b>0</b>  | <b>0</b>  | <b>0</b>  | <b>162</b>    | <b>142</b> | <b>12</b> |
| 10-14                            | 0         | 0         | 0         | 0             | 0          | 0         |
| 15-17                            | 0         | 0         | 0         | 16            | 16         | 0         |
| 18-19                            | 0         | 0         | 0         | 27            | 26         | 0         |
| Age of Recipient                 |           |           |           |               |            |           |
| 20-24                            | 0         | 0         | 0         | 48            | 40         | 6         |
| 25-29                            | 0         | 0         | 0         | 41            | 34         | 4         |
| 30-34                            | 0         | 0         | 0         | 19            | 16         | 2         |
| 35-39                            | 0         | 0         | 0         | 10            | 9          | 0         |
| 40-44                            | 0         | 0         | 0         | 1             | 1          | 0         |
| >44                              | 0         | 0         | 0         | 0             | 0          | 0         |

## SELECTED VITAL STATISTICS BY RACE, BY CITY, 1989

| ITEM                             | LILBURN    |            |           | LOUISVILLE |          |           |
|----------------------------------|------------|------------|-----------|------------|----------|-----------|
|                                  | NUMBER     |            |           | NUMBER     |          |           |
|                                  | Total      | White      | Black     | Total      | White    | Black     |
| <b>POPULATION</b>                |            |            |           |            |          |           |
| <b>LIVE BIRTHS</b>               | <b>202</b> | <b>179</b> | <b>13</b> | <b>56</b>  | <b>9</b> | <b>47</b> |
| Age of Mother                    |            |            |           |            |          |           |
| 10-14                            | 0          | 0          | 0         | 1          | 0        | 1         |
| 15-17                            | 4          | 4          | 0         | 7          | 1        | 6         |
| 18-19                            | 6          | 6          | 0         | 10         | 0        | 10        |
| 20-24                            | 43         | 41         | 2         | 20         | 2        | 18        |
| 25-29                            | 65         | 52         | 7         | 10         | 3        | 7         |
| 30-34                            | 68         | 61         | 4         | 7          | 3        | 4         |
| 35-39                            | 15         | 14         | 0         | 0          | 0        | 0         |
| 40-44                            | 1          | 1          | 0         | 1          | 0        | 1         |
| >44                              | 0          | 0          | 0         | 0          | 0        | 0         |
| <b>UNWED MOTHER BIRTH RATE</b>   | <b>25</b>  | <b>19</b>  | <b>6</b>  | <b>42</b>  | <b>2</b> | <b>40</b> |
| Age of Mother                    |            |            |           |            |          |           |
| 10-14                            | 0          | 0          | 0         | 1          | 0        | 1         |
| 15-17                            | 3          | 3          | 0         | 7          | 1        | 6         |
| 18-19                            | 3          | 3          | 0         | 10         | 0        | 10        |
| 20-24                            | 8          | 6          | 2         | 17         | 1        | 16        |
| 25-29                            | 6          | 4          | 2         | 3          | 0        | 3         |
| 30-34                            | 4          | 2          | 2         | 4          | 0        | 4         |
| 35-39                            | 1          | 1          | 0         | 0          | 0        | 0         |
| 40-44                            | 0          | 0          | 0         | 0          | 0        | 0         |
| >44                              | 0          | 0          | 0         | 0          | 0        | 0         |
| <b>% BIRTH WEIGHT (grams)</b>    |            |            |           |            |          |           |
| <500                             | 0          | 0          | 0         | 1          | 0        | 1         |
| 500-1499                         | 2          | 1          | 1         | 4          | 0        | 4         |
| 1500-2499                        | 7          | 7          | 0         | 6          | 0        | 6         |
| 2500-3999                        | 176        | 156        | 12        | 41         | 7        | 34        |
| ≥4000                            | 17         | 15         | 0         | 4          | 2        | 2         |
| <b>% OUT OF HOSPITAL BIRTHS</b>  | <b>2</b>   | <b>2</b>   | <b>0</b>  | <b>1</b>   | <b>0</b> | <b>1</b>  |
| <b>SPONTANEOUS ABORTION RATE</b> | <b>9</b>   | <b>6</b>   | <b>2</b>  | <b>0</b>   | <b>0</b> | <b>0</b>  |
| Age of Mother                    |            |            |           |            |          |           |
| 10-14                            | 0          | 0          | 0         | 0          | 0        | 0         |
| 15-17                            | 0          | 0          | 0         | 0          | 0        | 0         |
| 18-19                            | 2          | 2          | 0         | 0          | 0        | 0         |
| 20-24                            | 1          | 1          | 0         | 0          | 0        | 0         |
| 25-29                            | 1          | 0          | 0         | 0          | 0        | 0         |
| 30-34                            | 4          | 2          | 2         | 0          | 0        | 0         |
| 35-39                            | 1          | 1          | 0         | 0          | 0        | 0         |
| 40-44                            | 0          | 0          | 0         | 0          | 0        | 0         |
| >44                              | 0          | 0          | 0         | 0          | 0        | 0         |
| <b>INDUCED TERMINATION RATE</b>  | <b>82</b>  | <b>72</b>  | <b>4</b>  | <b>11</b>  | <b>2</b> | <b>9</b>  |
| Age of Recipient                 |            |            |           |            |          |           |
| 10-14                            | 1          | 1          | 0         | 0          | 0        | 0         |
| 15-17                            | 10         | 10         | 0         | 0          | 0        | 0         |
| 18-19                            | 13         | 13         | 0         | 3          | 0        | 3         |
| 20-24                            | 33         | 29         | 2         | 3          | 1        | 2         |
| 25-29                            | 5          | 5          | 0         | 2          | 0        | 2         |
| 30-34                            | 13         | 8          | 2         | 2          | 1        | 1         |
| 35-39                            | 7          | 6          | 0         | 0          | 0        | 0         |
| 40-44                            | 0          | 0          | 0         | 1          | 0        | 1         |
| >44                              | 0          | 0          | 0         | 0          | 0        | 0         |

## SELECTED VITAL STATISTICS BY RACE, BY CITY, 1989

| ITEM                             | LITHONIA   |           |            | LYONS      |           |           |
|----------------------------------|------------|-----------|------------|------------|-----------|-----------|
|                                  | NUMBER     |           |            | NUMBER     |           |           |
|                                  | Total      | White     | Black      | Total      | White     | Black     |
| <b>POPULATION</b>                |            |           |            |            |           |           |
| <b>LIVE BIRTHS</b>               | <b>398</b> | <b>78</b> | <b>314</b> | <b>100</b> | <b>49</b> | <b>51</b> |
| 10-14                            | 4          | 1         | 3          | 1          | 0         | 1         |
| 15-17                            | 14         | 0         | 14         | 14         | 6         | 8         |
| 18-19                            | 23         | 5         | 18         | 18         | 9         | 9         |
| Age of Mother                    |            |           |            |            |           |           |
| 20-24                            | 116        | 27        | 87         | 40         | 19        | 21        |
| 25-29                            | 146        | 32        | 111        | 19         | 11        | 8         |
| 30-34                            | 72         | 9         | 62         | 6          | 3         | 3         |
| 35-39                            | 19         | 2         | 17         | 1          | 1         | 0         |
| 40-44                            | 4          | 2         | 2          | 1          | 0         | 1         |
| >44                              | 0          | 0         | 0          | 0          | 0         | 0         |
| <b>UNWED MOTHER BIRTH RATE</b>   | <b>127</b> | <b>14</b> | <b>113</b> | <b>49</b>  | <b>9</b>  | <b>40</b> |
| 10-14                            | 4          | 1         | 3          | 1          | 0         | 1         |
| 15-17                            | 13         | 0         | 13         | 8          | 1         | 7         |
| 18-19                            | 16         | 0         | 16         | 11         | 2         | 9         |
| Age of Mother                    |            |           |            |            |           |           |
| 20-24                            | 47         | 7         | 40         | 22         | 5         | 17        |
| 25-29                            | 32         | 4         | 28         | 4          | 0         | 4         |
| 30-34                            | 10         | 1         | 9          | 3          | 1         | 2         |
| 35-39                            | 5          | 1         | 4          | 0          | 0         | 0         |
| 40-44                            | 0          | 0         | 0          | 0          | 0         | 0         |
| >44                              | 0          | 0         | 0          | 0          | 0         | 0         |
| <b>% BIRTH WEIGHT (grams)</b>    |            |           |            |            |           |           |
| <500                             | 0          | 0         | 0          | 1          | 0         | 1         |
| 500-1499                         | 6          | 0         | 5          | 0          | 0         | 0         |
| 1500-2499                        | 21         | 5         | 15         | 7          | 2         | 5         |
| 2500-3999                        | 347        | 65        | 278        | 84         | 42        | 42        |
| ≥4000                            | 24         | 8         | 16         | 8          | 5         | 3         |
| <b>% OUT OF HOSPITAL BIRTHS</b>  | <b>3</b>   | <b>0</b>  | <b>3</b>   | <b>0</b>   | <b>0</b>  | <b>0</b>  |
| <b>SPONTANEOUS ABORTION RATE</b> | <b>11</b>  | <b>5</b>  | <b>6</b>   | <b>5</b>   | <b>1</b>  | <b>4</b>  |
| 10-14                            | 0          | 0         | 0          | 0          | 0         | 0         |
| 15-17                            | 1          | 0         | 1          | 1          | 0         | 1         |
| 18-19                            | 0          | 0         | 0          | 1          | 1         | 0         |
| Age of Mother                    |            |           |            |            |           |           |
| 20-24                            | 1          | 0         | 1          | 2          | 0         | 2         |
| 25-29                            | 4          | 2         | 2          | 1          | 0         | 1         |
| 30-34                            | 1          | 1         | 0          | 0          | 0         | 0         |
| 35-39                            | 3          | 2         | 1          | 0          | 0         | 0         |
| 40-44                            | 1          | 0         | 1          | 0          | 0         | 0         |
| >44                              | 0          | 0         | 0          | 0          | 0         | 0         |
| <b>INDUCED TERMINATION RATE</b>  | <b>165</b> | <b>40</b> | <b>121</b> | <b>12</b>  | <b>10</b> | <b>2</b>  |
| 10-14                            | 3          | 2         | 1          | 1          | 1         | 0         |
| 15-17                            | 13         | 5         | 8          | 2          | 1         | 1         |
| 18-19                            | 23         | 6         | 17         | 2          | 2         | 0         |
| Age of Recipient                 |            |           |            |            |           |           |
| 20-24                            | 42         | 13        | 26         | 1          | 1         | 0         |
| 25-29                            | 46         | 11        | 35         | 3          | 2         | 1         |
| 30-34                            | 19         | 1         | 17         | 2          | 2         | 0         |
| 35-39                            | 15         | 2         | 13         | 1          | 1         | 0         |
| 40-44                            | 4          | 0         | 4          | 0          | 0         | 0         |
| >44                              | 0          | 0         | 0          | 0          | 0         | 0         |

## SELECTED VITAL STATISTICS BY RACE, BY CITY, 1989

| ITEM                             | MACON       |            |             | MADISON   |           |           |
|----------------------------------|-------------|------------|-------------|-----------|-----------|-----------|
|                                  | NUMBER      |            |             | NUMBER    |           |           |
|                                  | Total       | White      | Black       | Total     | White     | Black     |
| <b>POPULATION</b>                |             |            |             |           |           |           |
| <b>LIVE BIRTHS</b>               | <b>2015</b> | <b>728</b> | <b>1272</b> | <b>59</b> | <b>21</b> | <b>37</b> |
| Age of Mother                    |             |            |             |           |           |           |
| 10-14                            | 19          | 0          | 19          | 1         | 0         | 1         |
| 15-17                            | 202         | 37         | 165         | 6         | 0         | 6         |
| 18-19                            | 253         | 81         | 172         | 6         | 2         | 4         |
| 20-24                            | 602         | 201        | 400         | 22        | 9         | 13        |
| 25-29                            | 545         | 232        | 307         | 14        | 7         | 6         |
| 30-34                            | 294         | 136        | 154         | 8         | 2         | 6         |
| 35-39                            | 85          | 37         | 44          | 2         | 1         | 1         |
| 40-44                            | 15          | 4          | 11          | 0         | 0         | 0         |
| >44                              | 0           | 0          | 0           | 0         | 0         | 0         |
| <b>UNWED MOTHER BIRTH RATE</b>   | <b>1001</b> | <b>132</b> | <b>869</b>  | <b>34</b> | <b>8</b>  | <b>26</b> |
| Age of Mother                    |             |            |             |           |           |           |
| 10-14                            | 18          | 0          | 18          | 1         | 0         | 1         |
| 15-17                            | 178         | 20         | 158         | 6         | 0         | 6         |
| 18-19                            | 186         | 29         | 157         | 3         | 0         | 3         |
| 20-24                            | 333         | 51         | 282         | 15        | 7         | 8         |
| 25-29                            | 184         | 21         | 163         | 5         | 1         | 4         |
| 30-34                            | 78          | 8          | 70          | 3         | 0         | 3         |
| 35-39                            | 21          | 3          | 18          | 1         | 0         | 1         |
| 40-44                            | 3           | 0          | 3           | 0         | 0         | 0         |
| >44                              | 0           | 0          | 0           | 0         | 0         | 0         |
| <b>% BIRTH WEIGHT (grams)</b>    |             |            |             |           |           |           |
| <500                             | 4           | 1          | 3           | 0         | 0         | 0         |
| 500-1499                         | 32          | 7          | 25          | 1         | 0         | 1         |
| 1500-2499                        | 187         | 44         | 142         | 3         | 1         | 2         |
| 2500-3999                        | 1662        | 599        | 1049        | 50        | 18        | 31        |
| ≥4000                            | 130         | 77         | 53          | 5         | 2         | 3         |
| <b>% OUT OF HOSPITAL BIRTHS</b>  | <b>7</b>    | <b>0</b>   | <b>7</b>    | <b>2</b>  | <b>1</b>  | <b>1</b>  |
| <b>SPONTANEOUS ABORTION RATE</b> | <b>167</b>  | <b>55</b>  | <b>110</b>  | <b>2</b>  | <b>1</b>  | <b>1</b>  |
| Age of Mother                    |             |            |             |           |           |           |
| 10-14                            | 2           | 0          | 2           | 0         | 0         | 0         |
| 15-17                            | 11          | 1          | 10          | 0         | 0         | 0         |
| 18-19                            | 19          | 5          | 14          | 1         | 1         | 0         |
| 20-24                            | 54          | 18         | 36          | 0         | 0         | 0         |
| 25-29                            | 34          | 12         | 22          | 1         | 0         | 1         |
| 30-34                            | 30          | 12         | 18          | 0         | 0         | 0         |
| 35-39                            | 15          | 5          | 8           | 0         | 0         | 0         |
| 40-44                            | 2           | 2          | 0           | 0         | 0         | 0         |
| >44                              | 0           | 0          | 0           | 0         | 0         | 0         |
| <b>INDUCED TERMINATION RATE</b>  | <b>306</b>  | <b>171</b> | <b>125</b>  | <b>18</b> | <b>8</b>  | <b>10</b> |
| Age of Recipient                 |             |            |             |           |           |           |
| 10-14                            | 4           | 1          | 3           | 0         | 0         | 0         |
| 15-17                            | 30          | 15         | 15          | 5         | 3         | 2         |
| 18-19                            | 40          | 22         | 17          | 3         | 0         | 3         |
| 20-24                            | 94          | 54         | 37          | 5         | 3         | 2         |
| 25-29                            | 64          | 38         | 24          | 2         | 1         | 1         |
| 30-34                            | 54          | 30         | 22          | 2         | 0         | 2         |
| 35-39                            | 16          | 11         | 5           | 1         | 1         | 0         |
| 40-44                            | 3           | 0          | 1           | 0         | 0         | 0         |
| >44                              | 1           | 0          | 1           | 0         | 0         | 0         |

## SELECTED VITAL STATISTICS BY RACE, BY CITY, 1989

| ITEM                             | MANCHESTER |           |           | MARIETTA    |             |            |
|----------------------------------|------------|-----------|-----------|-------------|-------------|------------|
|                                  | NUMBER     |           |           | NUMBER      |             |            |
|                                  | Total      | White     | Black     | Total       | White       | Black      |
| <b>POPULATION</b>                |            |           |           |             |             |            |
| <b>LIVE BIRTHS</b>               | <b>66</b>  | <b>33</b> | <b>33</b> | <b>1709</b> | <b>1275</b> | <b>387</b> |
| Age of Mother                    |            |           |           |             |             |            |
| 10-14                            | 0          | 0         | 0         | 7           | 4           | 3          |
| 15-17                            | 3          | 2         | 1         | 70          | 42          | 27         |
| 18-19                            | 11         | 6         | 5         | 130         | 94          | 34         |
| 20-24                            | 16         | 4         | 12        | 431         | 319         | 106        |
| 25-29                            | 22         | 12        | 10        | 551         | 387         | 146        |
| 30-34                            | 9          | 6         | 3         | 377         | 305         | 58         |
| 35-39                            | 3          | 3         | 0         | 124         | 106         | 12         |
| 40-44                            | 2          | 0         | 2         | 19          | 18          | 1          |
| >44                              | 0          | 0         | 0         | 0           | 0           | 0          |
| <b>UNWED MOTHER BIRTH RATE</b>   | <b>31</b>  | <b>10</b> | <b>21</b> | <b>391</b>  | <b>208</b>  | <b>178</b> |
| Age of Mother                    |            |           |           |             |             |            |
| 10-14                            | 0          | 0         | 0         | 5           | 2           | 3          |
| 15-17                            | 3          | 2         | 1         | 50          | 25          | 24         |
| 18-19                            | 7          | 2         | 5         | 71          | 40          | 30         |
| 20-24                            | 8          | 1         | 7         | 129         | 77          | 51         |
| 25-29                            | 9          | 4         | 5         | 96          | 43          | 52         |
| 30-34                            | 3          | 1         | 2         | 27          | 12          | 14         |
| 35-39                            | 0          | 0         | 0         | 12          | 8           | 4          |
| 40-44                            | 1          | 0         | 1         | 1           | 1           | 0          |
| >44                              | 0          | 0         | 0         | 0           | 0           | 0          |
| <b>% BIRTH WEIGHT (grams)</b>    |            |           |           |             |             |            |
| <500                             | 0          | 0         | 0         | 6           | 3           | 3          |
| 500-1499                         | 4          | 0         | 4         | 23          | 13          | 10         |
| 1500-2499                        | 10         | 4         | 6         | 99          | 70          | 28         |
| 2500-3999                        | 47         | 25        | 22        | 1390        | 1026        | 321        |
| ≥4000                            | 5          | 4         | 1         | 191         | 163         | 25         |
| <b>% OUT OF HOSPITAL BIRTHS</b>  | <b>3</b>   | <b>0</b>  | <b>3</b>  | <b>15</b>   | <b>12</b>   | <b>2</b>   |
| <b>SPONTANEOUS ABORTION RATE</b> | <b>1</b>   | <b>0</b>  | <b>1</b>  | <b>57</b>   | <b>40</b>   | <b>16</b>  |
| Age of Mother                    |            |           |           |             |             |            |
| 10-14                            | 0          | 0         | 0         | 0           | 0           | 0          |
| 15-17                            | 0          | 0         | 0         | 1           | 0           | 1          |
| 18-19                            | 0          | 0         | 0         | 4           | 1           | 3          |
| 20-24                            | 0          | 0         | 0         | 16          | 12          | 4          |
| 25-29                            | 0          | 0         | 0         | 11          | 6           | 5          |
| 30-34                            | 0          | 0         | 0         | 15          | 12          | 2          |
| 35-39                            | 1          | 0         | 1         | 7           | 6           | 1          |
| 40-44                            | 0          | 0         | 0         | 3           | 3           | 0          |
| >44                              | 0          | 0         | 0         | 0           | 0           | 0          |
| <b>INDUCED TERMINATION RATE</b>  | <b>25</b>  | <b>16</b> | <b>9</b>  | <b>791</b>  | <b>579</b>  | <b>168</b> |
| Age of Recipient                 |            |           |           |             |             |            |
| 10-14                            | 0          | 0         | 0         | 3           | 2           | 1          |
| 15-17                            | 4          | 3         | 1         | 49          | 45          | 4          |
| 18-19                            | 5          | 2         | 3         | 107         | 92          | 13         |
| 20-24                            | 6          | 2         | 4         | 224         | 166         | 50         |
| 25-29                            | 3          | 3         | 0         | 223         | 140         | 65         |
| 30-34                            | 5          | 5         | 0         | 107         | 75          | 24         |
| 35-39                            | 1          | 1         | 0         | 66          | 49          | 10         |
| 40-44                            | 1          | 0         | 1         | 11          | 9           | 1          |
| >44                              | 0          | 0         | 0         | 1           | 1           | 0          |

## SELECTED VITAL STATISTICS BY RACE, BY CITY, 1989

| ITEM                             | MCDONOUGH |           |           | MCRAE     |           |           |
|----------------------------------|-----------|-----------|-----------|-----------|-----------|-----------|
|                                  | NUMBER    |           |           | NUMBER    |           |           |
|                                  | Total     | White     | Black     | Total     | White     | Black     |
| <b>POPULATION</b>                |           |           |           |           |           |           |
| <b>LIVE BIRTHS</b>               | <b>80</b> | <b>44</b> | <b>36</b> | <b>46</b> | <b>20</b> | <b>26</b> |
| 10-14                            | 0         | 0         | 0         | 0         | 0         | 0         |
| 15-17                            | 9         | 3         | 6         | 6         | 2         | 4         |
| 18-19                            | 11        | 7         | 4         | 6         | 1         | 5         |
| 20-24                            | 25        | 13        | 12        | 14        | 6         | 8         |
| 25-29                            | 20        | 13        | 7         | 12        | 7         | 5         |
| 30-34                            | 13        | 7         | 6         | 5         | 2         | 3         |
| 35-39                            | 1         | 1         | 0         | 3         | 2         | 1         |
| 40-44                            | 1         | 0         | 1         | 0         | 0         | 0         |
| >44                              | 0         | 0         | 0         | 0         | 0         | 0         |
| <b>UNWED MOTHER BIRTH RATE</b>   | <b>36</b> | <b>7</b>  | <b>29</b> | <b>22</b> | <b>1</b>  | <b>21</b> |
| 10-14                            | 0         | 0         | 0         | 0         | 0         | 0         |
| 15-17                            | 7         | 2         | 5         | 5         | 1         | 4         |
| 18-19                            | 5         | 1         | 4         | 5         | 0         | 5         |
| 20-24                            | 13        | 2         | 11        | 7         | 0         | 7         |
| 25-29                            | 7         | 1         | 6         | 4         | 0         | 4         |
| 30-34                            | 4         | 1         | 3         | 1         | 0         | 1         |
| 35-39                            | 0         | 0         | 0         | 0         | 0         | 0         |
| 40-44                            | 0         | 0         | 0         | 0         | 0         | 0         |
| >44                              | 0         | 0         | 0         | 0         | 0         | 0         |
| <b>% BIRTH WEIGHT (grams)</b>    |           |           |           |           |           |           |
| <500                             | 0         | 0         | 0         | 0         | 0         | 0         |
| 500-1499                         | 1         | 0         | 1         | 0         | 0         | 0         |
| 1500-2499                        | 7         | 3         | 4         | 7         | 1         | 6         |
| 2500-3999                        | 68        | 37        | 31        | 37        | 18        | 19        |
| ≥4000                            | 4         | 4         | 0         | 2         | 1         | 1         |
| <b>% OUT OF HOSPITAL BIRTHS</b>  | <b>1</b>  | <b>0</b>  | <b>1</b>  | <b>0</b>  | <b>0</b>  | <b>0</b>  |
| <b>SPONTANEOUS ABORTION RATE</b> | <b>4</b>  | <b>3</b>  | <b>1</b>  | <b>1</b>  | <b>1</b>  | <b>0</b>  |
| 10-14                            | 0         | 0         | 0         | 0         | 0         | 0         |
| 15-17                            | 0         | 0         | 0         | 0         | 0         | 0         |
| 18-19                            | 1         | 0         | 1         | 0         | 0         | 0         |
| 20-24                            | 0         | 0         | 0         | 0         | 0         | 0         |
| 25-29                            | 2         | 2         | 0         | 0         | 0         | 0         |
| 30-34                            | 1         | 1         | 0         | 0         | 0         | 0         |
| 35-39                            | 0         | 0         | 0         | 1         | 1         | 0         |
| 40-44                            | 0         | 0         | 0         | 0         | 0         | 0         |
| >44                              | 0         | 0         | 0         | 0         | 0         | 0         |
| <b>INDUCED TERMINATION RATE</b>  | <b>32</b> | <b>24</b> | <b>8</b>  | <b>1</b>  | <b>0</b>  | <b>1</b>  |
| 10-14                            | 0         | 0         | 0         | 0         | 0         | 0         |
| 15-17                            | 5         | 5         | 0         | 0         | 0         | 0         |
| 18-19                            | 4         | 2         | 2         | 0         | 0         | 0         |
| 20-24                            | 7         | 5         | 2         | 0         | 0         | 0         |
| 25-29                            | 7         | 4         | 3         | 0         | 0         | 0         |
| 30-34                            | 8         | 7         | 1         | 1         | 0         | 1         |
| 35-39                            | 0         | 0         | 0         | 0         | 0         | 0         |
| 40-44                            | 1         | 1         | 0         | 0         | 0         | 0         |
| >44                              | 0         | 0         | 0         | 0         | 0         | 0         |

## SELECTED VITAL STATISTICS BY RACE, BY CITY, 1989

| ITEM                             | METTER    |           |           | MILLEDGEVILLE |            |            |
|----------------------------------|-----------|-----------|-----------|---------------|------------|------------|
|                                  | NUMBER    |           |           | NUMBER        |            |            |
|                                  | Total     | White     | Black     | Total         | White      | Black      |
| <b>POPULATION</b>                |           |           |           |               |            |            |
| <b>LIVE BIRTHS</b>               | <b>58</b> | <b>24</b> | <b>34</b> | <b>294</b>    | <b>100</b> | <b>193</b> |
| 10-14                            | 0         | 0         | 0         | 1             | 0          | 1          |
| 15-17                            | 7         | 3         | 4         | 19            | 1          | 18         |
| 18-19                            | 5         | 2         | 3         | 44            | 15         | 29         |
| Age of Mother                    |           |           |           |               |            |            |
| 20-24                            | 20        | 5         | 15        | 100           | 28         | 71         |
| 25-29                            | 14        | 10        | 4         | 87            | 33         | 54         |
| 30-34                            | 9         | 3         | 6         | 32            | 16         | 16         |
| 35-39                            | 2         | 1         | 1         | 8             | 5          | 3          |
| 40-44                            | 1         | 0         | 1         | 3             | 2          | 1          |
| >44                              | 0         | 0         | 0         | 0             | 0          | 0          |
| <b>UNWED MOTHER BIRTH RATE</b>   | <b>23</b> | <b>2</b>  | <b>21</b> | <b>163</b>    | <b>17</b>  | <b>146</b> |
| 10-14                            | 0         | 0         | 0         | 0             | 0          | 0          |
| 15-17                            | 5         | 1         | 4         | 18            | 0          | 18         |
| 18-19                            | 3         | 1         | 2         | 34            | 5          | 29         |
| Age of Mother                    |           |           |           |               |            |            |
| 20-24                            | 10        | 0         | 10        | 65            | 8          | 57         |
| 25-29                            | 0         | 0         | 0         | 34            | 2          | 32         |
| 30-34                            | 4         | 0         | 4         | 9             | 2          | 7          |
| 35-39                            | 1         | 0         | 1         | 2             | 0          | 2          |
| 40-44                            | 0         | 0         | 0         | 1             | 0          | 1          |
| >44                              | 0         | 0         | 0         | 0             | 0          | 0          |
| <b>% BIRTH WEIGHT (grams)</b>    |           |           |           |               |            |            |
| <500                             | 0         | 0         | 0         | 0             | 0          | 0          |
| 500-1499                         | 0         | 0         | 0         | 4             | 0          | 4          |
| 1500-2499                        | 7         | 1         | 6         | 33            | 6          | 26         |
| 2500-3999                        | 46        | 20        | 26        | 239           | 81         | 158        |
| ≥4000                            | 5         | 3         | 2         | 18            | 13         | 5          |
| <b>% OUT OF HOSPITAL BIRTHS</b>  | <b>0</b>  | <b>0</b>  | <b>0</b>  | <b>0</b>      | <b>0</b>   | <b>0</b>   |
| <b>SPONTANEOUS ABORTION RATE</b> | <b>8</b>  | <b>6</b>  | <b>2</b>  | <b>45</b>     | <b>14</b>  | <b>31</b>  |
| 10-14                            | 0         | 0         | 0         | 0             | 0          | 0          |
| 15-17                            | 2         | 2         | 0         | 3             | 1          | 2          |
| 18-19                            | 1         | 1         | 0         | 7             | 0          | 7          |
| Age of Mother                    |           |           |           |               |            |            |
| 20-24                            | 0         | 0         | 0         | 10            | 3          | 7          |
| 25-29                            | 3         | 2         | 1         | 15            | 6          | 9          |
| 30-34                            | 0         | 0         | 0         | 6             | 4          | 2          |
| 35-39                            | 2         | 1         | 1         | 3             | 0          | 3          |
| 40-44                            | 0         | 0         | 0         | 1             | 0          | 1          |
| >44                              | 0         | 0         | 0         | 0             | 0          | 0          |
| <b>INDUCED TERMINATION RATE</b>  | <b>14</b> | <b>12</b> | <b>2</b>  | <b>56</b>     | <b>28</b>  | <b>28</b>  |
| 10-14                            | 1         | 1         | 0         | 0             | 0          | 0          |
| 15-17                            | 2         | 2         | 0         | 1             | 0          | 1          |
| 18-19                            | 6         | 6         | 0         | 9             | 4          | 5          |
| Age of Recipient                 |           |           |           |               |            |            |
| 20-24                            | 3         | 2         | 1         | 25            | 15         | 10         |
| 25-29                            | 1         | 1         | 0         | 13            | 6          | 7          |
| 30-34                            | 0         | 0         | 0         | 7             | 3          | 4          |
| 35-39                            | 1         | 0         | 1         | 1             | 0          | 1          |
| 40-44                            | 0         | 0         | 0         | 0             | 0          | 0          |
| >44                              | 0         | 0         | 0         | 0             | 0          | 0          |



## SELECTED VITAL STATISTICS BY RACE, BY CITY, 1989

| ITEM                             | MILLEN    |           |           | MONROE     |           |            |
|----------------------------------|-----------|-----------|-----------|------------|-----------|------------|
|                                  | NUMBER    |           |           | NUMBER     |           |            |
|                                  | Total     | White     | Black     | Total      | White     | Black      |
| <b>POPULATION</b>                |           |           |           |            |           |            |
| <b>LIVE BIRTHS</b>               | <b>79</b> | <b>25</b> | <b>54</b> | <b>192</b> | <b>89</b> | <b>102</b> |
| 10-14                            | 2         | 0         | 2         | 4          | 0         | 4          |
| 15-17                            | 10        | 2         | 8         | 22         | 10        | 12         |
| 18-19                            | 11        | 4         | 7         | 26         | 9         | 17         |
| Age of Mother                    |           |           |           |            |           |            |
| 20-24                            | 24        | 5         | 19        | 87         | 44        | 43         |
| 25-29                            | 13        | 6         | 7         | 30         | 14        | 16         |
| 30-34                            | 10        | 5         | 5         | 19         | 11        | 7          |
| 35-39                            | 6         | 3         | 3         | 4          | 1         | 3          |
| 40-44                            | 3         | 0         | 3         | 0          | 0         | 0          |
| >44                              | 0         | 0         | 0         | 0          | 0         | 0          |
| <b>UNWED MOTHER BIRTH RATE</b>   | <b>44</b> | <b>6</b>  | <b>38</b> | <b>95</b>  | <b>19</b> | <b>76</b>  |
| 10-14                            | 2         | 0         | 2         | 4          | 0         | 4          |
| 15-17                            | 9         | 2         | 7         | 16         | 4         | 12         |
| 18-19                            | 9         | 2         | 7         | 17         | 2         | 15         |
| Age of Mother                    |           |           |           |            |           |            |
| 20-24                            | 15        | 0         | 15        | 41         | 11        | 30         |
| 25-29                            | 2         | 0         | 2         | 12         | 1         | 11         |
| 30-34                            | 4         | 2         | 2         | 4          | 1         | 3          |
| 35-39                            | 2         | 0         | 2         | 1          | 0         | 1          |
| 40-44                            | 1         | 0         | 1         | 0          | 0         | 0          |
| >44                              | 0         | 0         | 0         | 0          | 0         | 0          |
| <b>% BIRTH WEIGHT (grams)</b>    |           |           |           |            |           |            |
| <500                             | 0         | 0         | 0         | 1          | 1         | 0          |
| 500-1499                         | 0         | 0         | 0         | 7          | 3         | 4          |
| 1500-2499                        | 7         | 1         | 6         | 19         | 2         | 17         |
| 2500-3999                        | 67        | 21        | 46        | 157        | 75        | 81         |
| ≥4000                            | 5         | 3         | 2         | 8          | 8         | 0          |
| <b>% OUT OF HOSPITAL BIRTHS</b>  | <b>0</b>  | <b>0</b>  | <b>0</b>  | <b>1</b>   | <b>0</b>  | <b>1</b>   |
| <b>SPONTANEOUS ABORTION RATE</b> | <b>6</b>  | <b>1</b>  | <b>5</b>  | <b>11</b>  | <b>5</b>  | <b>6</b>   |
| 10-14                            | 1         | 0         | 1         | 0          | 0         | 0          |
| 15-17                            | 0         | 0         | 0         | 2          | 2         | 0          |
| 18-19                            | 0         | 0         | 0         | 0          | 0         | 0          |
| Age of Mother                    |           |           |           |            |           |            |
| 20-24                            | 3         | 0         | 3         | 3          | 1         | 2          |
| 25-29                            | 2         | 1         | 1         | 1          | 0         | 1          |
| 30-34                            | 0         | 0         | 0         | 3          | 1         | 2          |
| 35-39                            | 0         | 0         | 0         | 2          | 1         | 1          |
| 40-44                            | 0         | 0         | 0         | 0          | 0         | 0          |
| >44                              | 0         | 0         | 0         | 0          | 0         | 0          |
| <b>INDUCED TERMINATION RATE</b>  | <b>7</b>  | <b>4</b>  | <b>3</b>  | <b>31</b>  | <b>14</b> | <b>17</b>  |
| 10-14                            | 0         | 0         | 0         | 1          | 0         | 1          |
| 15-17                            | 3         | 2         | 1         | 3          | 0         | 3          |
| 18-19                            | 0         | 0         | 0         | 4          | 2         | 2          |
| Age of Recipient                 |           |           |           |            |           |            |
| 20-24                            | 1         | 0         | 1         | 13         | 7         | 6          |
| 25-29                            | 2         | 1         | 1         | 3          | 1         | 2          |
| 30-34                            | 1         | 1         | 0         | 4          | 4         | 0          |
| 35-39                            | 0         | 0         | 0         | 2          | 0         | 2          |
| 40-44                            | 0         | 0         | 0         | 1          | 0         | 1          |
| >44                              | 0         | 0         | 0         | 0          | 0         | 0          |

## SELECTED VITAL STATISTICS BY RACE, BY CITY, 1989

| ITEM                             | MONTEZUMA |           |           | MORROW     |            |           |
|----------------------------------|-----------|-----------|-----------|------------|------------|-----------|
|                                  | NUMBER    |           |           | NUMBER     |            |           |
|                                  | Total     | White     | Black     | Total      | White      | Black     |
| <b>POPULATION</b>                |           |           |           |            |            |           |
| <b>LIVE BIRTHS</b>               | <b>98</b> | <b>12</b> | <b>85</b> | <b>155</b> | <b>108</b> | <b>41</b> |
| 10-14                            | 1         | 0         | 1         | 1          | 1          | 0         |
| 15-17                            | 10        | 1         | 9         | 10         | 7          | 3         |
| 18-19                            | 17        | 3         | 14        | 18         | 12         | 4         |
| Age of Mother                    |           |           |           |            |            |           |
| 20-24                            | 31        | 3         | 28        | 53         | 38         | 14        |
| 25-29                            | 22        | 3         | 18        | 46         | 31         | 12        |
| 30-34                            | 12        | 2         | 10        | 20         | 13         | 7         |
| 35-39                            | 5         | 0         | 5         | 5          | 5          | 0         |
| 40-44                            | 0         | 0         | 0         | 2          | 1          | 1         |
| >44                              | 0         | 0         | 0         | 0          | 0          | 0         |
| <b>UNWED MOTHER BIRTH RATE</b>   | <b>58</b> | <b>1</b>  | <b>57</b> | <b>46</b>  | <b>22</b>  | <b>23</b> |
| 10-14                            | 1         | 0         | 1         | 1          | 1          | 0         |
| 15-17                            | 9         | 0         | 9         | 5          | 2          | 3         |
| 18-19                            | 13        | 1         | 12        | 8          | 3          | 4         |
| Age of Mother                    |           |           |           |            |            |           |
| 20-24                            | 20        | 0         | 20        | 16         | 7          | 9         |
| 25-29                            | 9         | 0         | 9         | 10         | 6          | 4         |
| 30-34                            | 5         | 0         | 5         | 6          | 3          | 3         |
| 35-39                            | 1         | 0         | 1         | 0          | 0          | 0         |
| 40-44                            | 0         | 0         | 0         | 0          | 0          | 0         |
| >44                              | 0         | 0         | 0         | 0          | 0          | 0         |
| <b>% BIRTH WEIGHT (grams)</b>    |           |           |           |            |            |           |
| <500                             | 0         | 0         | 0         | 0          | 0          | 0         |
| 500-1499                         | 3         | 0         | 3         | 0          | 0          | 0         |
| 1500-2499                        | 7         | 0         | 7         | 12         | 5          | 5         |
| 2500-3999                        | 83        | 9         | 74        | 128        | 91         | 34        |
| ≥4000                            | 5         | 3         | 1         | 15         | 12         | 2         |
| <b>% OUT OF HOSPITAL BIRTHS</b>  | <b>1</b>  | <b>0</b>  | <b>1</b>  | <b>2</b>   | <b>1</b>   | <b>1</b>  |
| <b>SPONTANEOUS ABORTION RATE</b> | <b>1</b>  | <b>0</b>  | <b>1</b>  | <b>15</b>  | <b>12</b>  | <b>3</b>  |
| 10-14                            | 0         | 0         | 0         | 0          | 0          | 0         |
| 15-17                            | 0         | 0         | 0         | 1          | 1          | 0         |
| 18-19                            | 0         | 0         | 0         | 0          | 0          | 0         |
| Age of Mother                    |           |           |           |            |            |           |
| 20-24                            | 0         | 0         | 0         | 6          | 5          | 1         |
| 25-29                            | 0         | 0         | 0         | 3          | 3          | 0         |
| 30-34                            | 0         | 0         | 0         | 3          | 3          | 0         |
| 35-39                            | 1         | 0         | 1         | 1          | 0          | 1         |
| 40-44                            | 0         | 0         | 0         | 1          | 0          | 1         |
| >44                              | 0         | 0         | 0         | 0          | 0          | 0         |
| <b>INDUCED TERMINATION RATE</b>  | <b>6</b>  | <b>2</b>  | <b>4</b>  | <b>58</b>  | <b>49</b>  | <b>8</b>  |
| 10-14                            | 0         | 0         | 0         | 0          | 0          | 0         |
| 15-17                            | 0         | 0         | 0         | 4          | 2          | 2         |
| 18-19                            | 1         | 1         | 0         | 10         | 9          | 1         |
| Age of Recipient                 |           |           |           |            |            |           |
| 20-24                            | 4         | 1         | 3         | 16         | 14         | 1         |
| 25-29                            | 0         | 0         | 0         | 15         | 13         | 2         |
| 30-34                            | 1         | 0         | 1         | 9          | 9          | 0         |
| 35-39                            | 0         | 0         | 0         | 3          | 2          | 1         |
| 40-44                            | 0         | 0         | 0         | 1          | 0          | 1         |
| >44                              | 0         | 0         | 0         | 0          | 0          | 0         |

## SELECTED VITAL STATISTICS BY RACE, BY CITY, 1989

| ITEM                             | MOULTRIE |       |       | NASHVILLE |       |       |
|----------------------------------|----------|-------|-------|-----------|-------|-------|
|                                  | NUMBER   |       |       | NUMBER    |       |       |
|                                  | Total    | White | Black | Total     | White | Black |
| <b>POPULATION</b>                |          |       |       |           |       |       |
| <b>LIVE BIRTHS</b>               | 272      | 89    | 183   | 103       | 72    | 31    |
| 10-14                            | 3        | 0     | 3     | 0         | 0     | 0     |
| 15-17                            | 45       | 6     | 39    | 11        | 8     | 3     |
| 18-19                            | 54       | 17    | 37    | 19        | 12    | 7     |
| 20-24                            | 95       | 35    | 60    | 29        | 18    | 11    |
| 25-29                            | 42       | 19    | 23    | 26        | 22    | 4     |
| 30-34                            | 25       | 9     | 16    | 12        | 8     | 4     |
| 35-39                            | 8        | 3     | 5     | 6         | 4     | 2     |
| 40-44                            | 0        | 0     | 0     | 0         | 0     | 0     |
| >44                              | 0        | 0     | 0     | 0         | 0     | 0     |
| <b>UNWED MOTHER BIRTH RATE</b>   | 168      | 22    | 146   | 44        | 19    | 25    |
| 10-14                            | 3        | 0     | 3     | 0         | 0     | 0     |
| 15-17                            | 40       | 1     | 39    | 6         | 3     | 3     |
| 18-19                            | 38       | 5     | 33    | 13        | 6     | 7     |
| 20-24                            | 60       | 13    | 47    | 14        | 4     | 10    |
| 25-29                            | 17       | 2     | 15    | 8         | 4     | 4     |
| 30-34                            | 9        | 1     | 8     | 1         | 1     | 0     |
| 35-39                            | 1        | 0     | 1     | 2         | 1     | 1     |
| 40-44                            | 0        | 0     | 0     | 0         | 0     | 0     |
| >44                              | 0        | 0     | 0     | 0         | 0     | 0     |
| <b>% BIRTH WEIGHT (grams)</b>    |          |       |       |           |       |       |
| <500                             | 0        | 0     | 0     | 0         | 0     | 0     |
| 500-1499                         | 4        | 0     | 4     | 2         | 1     | 1     |
| 1500-2499                        | 25       | 7     | 18    | 7         | 5     | 2     |
| 2500-3999                        | 235      | 76    | 159   | 85        | 60    | 25    |
| ≥4000                            | 8        | 6     | 2     | 9         | 6     | 3     |
| <b>% OUT OF HOSPITAL BIRTHS</b>  | 0        | 0     | 0     | 0         | 0     | 0     |
| <b>SPONTANEOUS ABORTION RATE</b> | 9        | 3     | 6     | 4         | 3     | 1     |
| 10-14                            | 0        | 0     | 0     | 0         | 0     | 0     |
| 15-17                            | 2        | 0     | 2     | 0         | 0     | 0     |
| 18-19                            | 0        | 0     | 0     | 0         | 0     | 0     |
| 20-24                            | 3        | 1     | 2     | 2         | 1     | 1     |
| 25-29                            | 2        | 0     | 2     | 1         | 1     | 0     |
| 30-34                            | 1        | 1     | 0     | 1         | 1     | 0     |
| 35-39                            | 1        | 1     | 0     | 0         | 0     | 0     |
| 40-44                            | 0        | 0     | 0     | 0         | 0     | 0     |
| >44                              | 0        | 0     | 0     | 0         | 0     | 0     |
| <b>INDUCED TERMINATION RATE</b>  | 9        | 5     | 4     | 1         | 1     | 0     |
| 10-14                            | 0        | 0     | 0     | 0         | 0     | 0     |
| 15-17                            | 1        | 1     | 0     | 1         | 1     | 0     |
| 18-19                            | 1        | 1     | 0     | 0         | 0     | 0     |
| 20-24                            | 2        | 1     | 1     | 0         | 0     | 0     |
| 25-29                            | 2        | 0     | 2     | 0         | 0     | 0     |
| 30-34                            | 2        | 1     | 1     | 0         | 0     | 0     |
| 35-39                            | 0        | 0     | 0     | 0         | 0     | 0     |
| 40-44                            | 1        | 1     | 0     | 0         | 0     | 0     |
| >44                              | 0        | 0     | 0     | 0         | 0     | 0     |

## SELECTED VITAL STATISTICS BY RACE, BY CITY, 1989

| ITEM                             | NEWNAN     |            |            | NORCROSS   |            |            |
|----------------------------------|------------|------------|------------|------------|------------|------------|
|                                  | NUMBER     |            |            | NUMBER     |            |            |
|                                  | Total      | White      | Black      | Total      | White      | Black      |
| <b>POPULATION</b>                |            |            |            |            |            |            |
| <b>LIVE BIRTHS</b>               | <b>338</b> | <b>160</b> | <b>178</b> | <b>666</b> | <b>455</b> | <b>164</b> |
| Age of Mother                    |            |            |            |            |            |            |
| 10-14                            | 4          | 1          | 3          | 1          | 1          | 0          |
| 15-17                            | 41         | 13         | 28         | 12         | 10         | 2          |
| 18-19                            | 35         | 12         | 23         | 42         | 35         | 7          |
| 20-24                            | 111        | 49         | 62         | 220        | 151        | 60         |
| 25-29                            | 80         | 38         | 42         | 221        | 136        | 67         |
| 30-34                            | 45         | 32         | 13         | 127        | 87         | 25         |
| 35-39                            | 21         | 14         | 7          | 42         | 34         | 3          |
| 40-44                            | 1          | 1          | 0          | 1          | 1          | 0          |
| >44                              | 0          | 0          | 0          | 0          | 0          | 0          |
| <b>UNWED MOTHER BIRTH RATE</b>   | <b>155</b> | <b>22</b>  | <b>133</b> | <b>133</b> | <b>72</b>  | <b>59</b>  |
| Age of Mother                    |            |            |            |            |            |            |
| 10-14                            | 3          | 0          | 3          | 1          | 1          | 0          |
| 15-17                            | 34         | 6          | 28         | 8          | 6          | 2          |
| 18-19                            | 24         | 3          | 21         | 19         | 13         | 6          |
| 20-24                            | 52         | 7          | 45         | 51         | 30         | 20         |
| 25-29                            | 27         | 3          | 24         | 37         | 13         | 24         |
| 30-34                            | 9          | 1          | 8          | 12         | 6          | 5          |
| 35-39                            | 6          | 2          | 4          | 5          | 3          | 2          |
| 40-44                            | 0          | 0          | 0          | 0          | 0          | 0          |
| >44                              | 0          | 0          | 0          | 0          | 0          | 0          |
| <b>% BIRTH WEIGHT (grams)</b>    |            |            |            |            |            |            |
| <500                             | 0          | 0          | 0          | 0          | 0          | 0          |
| 500-1499                         | 11         | 3          | 8          | 9          | 2          | 7          |
| 1500-2499                        | 32         | 8          | 24         | 37         | 21         | 15         |
| 2500-3999                        | 277        | 137        | 140        | 555        | 377        | 134        |
| ≥4000                            | 18         | 12         | 6          | 65         | 55         | 8          |
| <b>% OUT OF HOSPITAL BIRTHS</b>  | <b>1</b>   | <b>0</b>   | <b>1</b>   | <b>3</b>   | <b>1</b>   | <b>2</b>   |
| <b>SPONTANEOUS ABORTION RATE</b> | <b>14</b>  | <b>8</b>   | <b>6</b>   | <b>19</b>  | <b>10</b>  | <b>7</b>   |
| Age of Mother                    |            |            |            |            |            |            |
| 10-14                            | 0          | 0          | 0          | 0          | 0          | 0          |
| 15-17                            | 0          | 0          | 0          | 0          | 0          | 0          |
| 18-19                            | 3          | 2          | 1          | 0          | 0          | 0          |
| 20-24                            | 5          | 2          | 3          | 5          | 3          | 2          |
| 25-29                            | 5          | 3          | 2          | 8          | 5          | 3          |
| 30-34                            | 1          | 1          | 0          | 3          | 1          | 1          |
| 35-39                            | 0          | 0          | 0          | 3          | 1          | 1          |
| 40-44                            | 0          | 0          | 0          | 0          | 0          | 0          |
| >44                              | 0          | 0          | 0          | 0          | 0          | 0          |
| <b>INDUCED TERMINATION RATE</b>  | <b>56</b>  | <b>36</b>  | <b>17</b>  | <b>446</b> | <b>294</b> | <b>108</b> |
| Age of Recipient                 |            |            |            |            |            |            |
| 10-14                            | 1          | 0          | 1          | 2          | 2          | 0          |
| 15-17                            | 9          | 7          | 2          | 21         | 17         | 4          |
| 18-19                            | 10         | 6          | 3          | 45         | 39         | 4          |
| 20-24                            | 17         | 7          | 9          | 146        | 103        | 35         |
| 25-29                            | 10         | 8          | 2          | 135        | 74         | 43         |
| 30-34                            | 4          | 4          | 0          | 64         | 36         | 19         |
| 35-39                            | 5          | 4          | 0          | 27         | 19         | 3          |
| 40-44                            | 0          | 0          | 0          | 6          | 4          | 0          |
| >44                              | 0          | 0          | 0          | 0          | 0          | 0          |

## SELECTED VITAL STATISTICS BY RACE, BY CITY, 1989

| ITEM                             | OCILLA |       |       | PEACHTREE CITY |       |       |
|----------------------------------|--------|-------|-------|----------------|-------|-------|
|                                  | NUMBER |       |       | NUMBER         |       |       |
|                                  | Total  | White | Black | Total          | White | Black |
| <b>POPULATION</b>                |        |       |       |                |       |       |
| <b>LIVE BIRTHS</b>               | 62     | 12    | 50    | 216            | 187   | 13    |
| 10-14                            | 0      | 0     | 0     | 0              | 0     | 0     |
| 15-17                            | 3      | 0     | 3     | 3              | 2     | 1     |
| 18-19                            | 16     | 3     | 13    | 7              | 5     | 2     |
| Age of Mother                    |        |       |       |                |       |       |
| 20-24                            | 23     | 6     | 17    | 24             | 24    | 0     |
| 25-29                            | 12     | 2     | 10    | 71             | 63    | 1     |
| 30-34                            | 5      | 0     | 5     | 82             | 70    | 5     |
| 35-39                            | 3      | 1     | 2     | 26             | 20    | 4     |
| 40-44                            | 0      | 0     | 0     | 3              | 3     | 0     |
| >44                              | 0      | 0     | 0     | 0              | 0     | 0     |
| <b>UNWED MOTHER BIRTH RATE</b>   | 45     | 2     | 43    | 15             | 11    | 3     |
| 10-14                            | 0      | 0     | 0     | 0              | 0     | 0     |
| 15-17                            | 3      | 0     | 3     | 3              | 2     | 1     |
| 18-19                            | 14     | 1     | 13    | 4              | 2     | 2     |
| Age of Mother                    |        |       |       |                |       |       |
| 20-24                            | 16     | 1     | 15    | 5              | 5     | 0     |
| 25-29                            | 7      | 0     | 7     | 2              | 1     | 0     |
| 30-34                            | 4      | 0     | 4     | 0              | 0     | 0     |
| 35-39                            | 1      | 0     | 1     | 1              | 1     | 0     |
| 40-44                            | 0      | 0     | 0     | 0              | 0     | 0     |
| >44                              | 0      | 0     | 0     | 0              | 0     | 0     |
| <b>% BIRTH WEIGHT (grams)</b>    |        |       |       |                |       |       |
| <500                             | 1      | 0     | 1     | 0              | 0     | 0     |
| 500-1499                         | 2      | 0     | 2     | 0              | 0     | 0     |
| 1500-2499                        | 6      | 1     | 5     | 9              | 8     | 1     |
| 2500-3999                        | 50     | 9     | 41    | 178            | 152   | 12    |
| ≥4000                            | 3      | 2     | 1     | 29             | 27    | 0     |
| <b>% OUT OF HOSPITAL BIRTHS</b>  | 0      | 0     | 0     | 1              | 1     | 0     |
| <b>SPONTANEOUS ABORTION RATE</b> | 2      | 0     | 2     | 8              | 8     | 0     |
| 10-14                            | 0      | 0     | 0     | 0              | 0     | 0     |
| 15-17                            | 0      | 0     | 0     | 0              | 0     | 0     |
| Age of Mother                    |        |       |       |                |       |       |
| 18-19                            | 2      | 0     | 2     | 1              | 1     | 0     |
| 20-24                            | 0      | 0     | 0     | 0              | 0     | 0     |
| 25-29                            | 0      | 0     | 0     | 4              | 4     | 0     |
| 30-34                            | 0      | 0     | 0     | 2              | 2     | 0     |
| 35-39                            | 0      | 0     | 0     | 1              | 1     | 0     |
| 40-44                            | 0      | 0     | 0     | 0              | 0     | 0     |
| >44                              | 0      | 0     | 0     | 0              | 0     | 0     |
| <b>INDUCED TERMINATION RATE</b>  | 2      | 2     | 0     | 31             | 28    | 3     |
| 10-14                            | 0      | 0     | 0     | 0              | 0     | 0     |
| 15-17                            | 0      | 0     | 0     | 4              | 4     | 0     |
| 18-19                            | 0      | 0     | 0     | 10             | 9     | 1     |
| Age of Recipient                 |        |       |       |                |       |       |
| 20-24                            | 0      | 0     | 0     | 7              | 6     | 1     |
| 25-29                            | 1      | 1     | 0     | 4              | 4     | 0     |
| 30-34                            | 1      | 1     | 0     | 2              | 2     | 0     |
| 35-39                            | 0      | 0     | 0     | 1              | 0     | 1     |
| 40-44                            | 0      | 0     | 0     | 3              | 3     | 0     |
| >44                              | 0      | 0     | 0     | 0              | 0     | 0     |

## SELECTED VITAL STATISTICS BY RACE, BY CITY, 1989

| ITEM                             | PELHAM    |           |           | PERRY      |            |           |
|----------------------------------|-----------|-----------|-----------|------------|------------|-----------|
|                                  | NUMBER    |           |           | NUMBER     |            |           |
|                                  | Total     | White     | Black     | Total      | White      | Black     |
| <b>POPULATION</b>                |           |           |           |            |            |           |
| <b>LIVE BIRTHS</b>               | <b>68</b> | <b>14</b> | <b>54</b> | <b>172</b> | <b>103</b> | <b>68</b> |
| Age of Mother                    |           |           |           |            |            |           |
| 10-14                            | 1         | 0         | 1         | 1          | 0          | 1         |
| 15-17                            | 6         | 0         | 6         | 10         | 4          | 6         |
| 18-19                            | 9         | 3         | 6         | 22         | 11         | 11        |
| 20-24                            | 29        | 5         | 24        | 61         | 28         | 33        |
| 25-29                            | 13        | 3         | 10        | 44         | 35         | 9         |
| 30-34                            | 6         | 2         | 4         | 17         | 14         | 3         |
| 35-39                            | 2         | 1         | 1         | 16         | 10         | 5         |
| 40-44                            | 2         | 0         | 2         | 1          | 1          | 0         |
| >44                              | 0         | 0         | 0         | 0          | 0          | 0         |
| <b>UNWED MOTHER BIRTH RATE</b>   | <b>46</b> | <b>2</b>  | <b>44</b> | <b>67</b>  | <b>17</b>  | <b>50</b> |
| Age of Mother                    |           |           |           |            |            |           |
| 10-14                            | 1         | 0         | 1         | 1          | 0          | 1         |
| 15-17                            | 6         | 0         | 6         | 8          | 3          | 5         |
| 18-19                            | 7         | 1         | 6         | 12         | 3          | 9         |
| 20-24                            | 20        | 1         | 19        | 33         | 6          | 27        |
| 25-29                            | 7         | 0         | 7         | 7          | 3          | 4         |
| 30-34                            | 3         | 0         | 3         | 2          | 2          | 0         |
| 35-39                            | 1         | 0         | 1         | 4          | 0          | 4         |
| 40-44                            | 1         | 0         | 1         | 0          | 0          | 0         |
| >44                              | 0         | 0         | 0         | 0          | 0          | 0         |
| <b>% BIRTH WEIGHT (grams)</b>    |           |           |           |            |            |           |
| <500                             | 0         | 0         | 0         | 0          | 0          | 0         |
| 500-1499                         | 0         | 0         | 0         | 2          | 0          | 2         |
| 1500-2499                        | 5         | 1         | 4         | 16         | 6          | 10        |
| 2500-3999                        | 59        | 12        | 47        | 137        | 83         | 53        |
| ≥4000                            | 4         | 1         | 3         | 17         | 14         | 3         |
| <b>% OUT OF HOSPITAL BIRTHS</b>  | <b>0</b>  | <b>0</b>  | <b>0</b>  | <b>1</b>   | <b>1</b>   | <b>0</b>  |
| <b>SPONTANEOUS ABORTION RATE</b> | <b>4</b>  | <b>2</b>  | <b>2</b>  | <b>11</b>  | <b>7</b>   | <b>4</b>  |
| Age of Mother                    |           |           |           |            |            |           |
| 10-14                            | 0         | 0         | 0         | 0          | 0          | 0         |
| 15-17                            | 1         | 0         | 1         | 1          | 0          | 1         |
| 18-19                            | 0         | 0         | 0         | 1          | 0          | 1         |
| 20-24                            | 0         | 0         | 0         | 2          | 1          | 1         |
| 25-29                            | 2         | 1         | 1         | 3          | 3          | 0         |
| 30-34                            | 1         | 1         | 0         | 2          | 1          | 1         |
| 35-39                            | 0         | 0         | 0         | 2          | 2          | 0         |
| 40-44                            | 0         | 0         | 0         | 0          | 0          | 0         |
| >44                              | 0         | 0         | 0         | 0          | 0          | 0         |
| <b>INDUCED TERMINATION RATE</b>  | <b>0</b>  | <b>0</b>  | <b>0</b>  | <b>21</b>  | <b>12</b>  | <b>8</b>  |
| Age of Recipient                 |           |           |           |            |            |           |
| 10-14                            | 0         | 0         | 0         | 0          | 0          | 0         |
| 15-17                            | 0         | 0         | 0         | 1          | 0          | 1         |
| 18-19                            | 0         | 0         | 0         | 6          | 4          | 2         |
| 20-24                            | 0         | 0         | 0         | 3          | 1          | 2         |
| 25-29                            | 0         | 0         | 0         | 3          | 2          | 1         |
| 30-34                            | 0         | 0         | 0         | 6          | 5          | 1         |
| 35-39                            | 0         | 0         | 0         | 1          | 0          | 1         |
| 40-44                            | 0         | 0         | 0         | 1          | 0          | 0         |
| >44                              | 0         | 0         | 0         | 0          | 0          | 0         |

## SELECTED VITAL STATISTICS BY RACE, BY CITY, 1989

| ITEM                             | POOLER |       |       | PORT WENTWORTH |       |       |
|----------------------------------|--------|-------|-------|----------------|-------|-------|
|                                  | NUMBER |       |       | NUMBER         |       |       |
|                                  | Total  | White | Black | Total          | White | Black |
| <b>POPULATION</b>                |        |       |       |                |       |       |
| <b>LIVE BIRTHS</b>               | 55     | 53    | 2     | 29             | 27    | 2     |
| 10-14                            | 0      | 0     | 0     | 0              | 0     | 0     |
| 15-17                            | 2      | 2     | 0     | 1              | 1     | 0     |
| 18-19                            | 4      | 4     | 0     | 2              | 2     | 0     |
| 20-24                            | 14     | 14    | 0     | 3              | 3     | 0     |
| 25-29                            | 22     | 21    | 1     | 16             | 14    | 2     |
| 30-34                            | 10     | 9     | 1     | 3              | 3     | 0     |
| 35-39                            | 1      | 1     | 0     | 2              | 2     | 0     |
| 40-44                            | 2      | 2     | 0     | 2              | 2     | 0     |
| >44                              | 0      | 0     | 0     | 0              | 0     | 0     |
| <b>UNWED MOTHER BIRTH RATE</b>   | 2      | 2     | 0     | 6              | 6     | 0     |
| 10-14                            | 0      | 0     | 0     | 0              | 0     | 0     |
| 15-17                            | 1      | 1     | 0     | 1              | 1     | 0     |
| 18-19                            | 0      | 0     | 0     | 2              | 2     | 0     |
| 20-24                            | 0      | 0     | 0     | 1              | 1     | 0     |
| 25-29                            | 0      | 0     | 0     | 1              | 1     | 0     |
| 30-34                            | 1      | 1     | 0     | 1              | 1     | 0     |
| 35-39                            | 0      | 0     | 0     | 0              | 0     | 0     |
| 40-44                            | 0      | 0     | 0     | 0              | 0     | 0     |
| >44                              | 0      | 0     | 0     | 0              | 0     | 0     |
| <b>% BIRTH WEIGHT (grams)</b>    |        |       |       |                |       |       |
| <500                             | 0      | 0     | 0     | 0              | 0     | 0     |
| 500-1499                         | 0      | 0     | 0     | 0              | 0     | 0     |
| 1500-2499                        | 5      | 5     | 0     | 4              | 4     | 0     |
| 2500-3999                        | 43     | 41    | 2     | 22             | 20    | 2     |
| >4000                            | 7      | 7     | 0     | 3              | 3     | 0     |
| <b>% OUT OF HOSPITAL BIRTHS</b>  | 2      | 2     | 0     | 0              | 0     | 0     |
| <b>SPONTANEOUS ABORTION RATE</b> | 2      | 2     | 0     | 5              | 5     | 0     |
| 10-14                            | 0      | 0     | 0     | 0              | 0     | 0     |
| 15-17                            | 0      | 0     | 0     | 2              | 2     | 0     |
| 18-19                            | 0      | 0     | 0     | 0              | 0     | 0     |
| 20-24                            | 1      | 1     | 0     | 1              | 1     | 0     |
| 25-29                            | 0      | 0     | 0     | 0              | 0     | 0     |
| 30-34                            | 0      | 0     | 0     | 1              | 1     | 0     |
| 35-39                            | 1      | 1     | 0     | 0              | 0     | 0     |
| 40-44                            | 0      | 0     | 0     | 1              | 1     | 0     |
| >44                              | 0      | 0     | 0     | 0              | 0     | 0     |
| <b>INDUCED TERMINATION RATE</b>  | 8      | 7     | 1     | 6              | 6     | 0     |
| 10-14                            | 1      | 1     | 0     | 0              | 0     | 0     |
| 15-17                            | 2      | 2     | 0     | 2              | 2     | 0     |
| 18-19                            | 1      | 1     | 0     | 0              | 0     | 0     |
| 20-24                            | 1      | 1     | 0     | 2              | 2     | 0     |
| 25-29                            | 0      | 0     | 0     | 1              | 1     | 0     |
| 30-34                            | 2      | 1     | 1     | 1              | 1     | 0     |
| 35-39                            | 1      | 1     | 0     | 0              | 0     | 0     |
| 40-44                            | 0      | 0     | 0     | 0              | 0     | 0     |
| >44                              | 0      | 0     | 0     | 0              | 0     | 0     |

## SELECTED VITAL STATISTICS BY RACE, BY CITY, 1989

| ITEM                             | POWDER SPRINGS |            |           | QUITMAN    |           |            |
|----------------------------------|----------------|------------|-----------|------------|-----------|------------|
|                                  | NUMBER         |            |           | NUMBER     |           |            |
|                                  | Total          | White      | Black     | Total      | White     | Black      |
| <b>POPULATION</b>                |                |            |           |            |           |            |
| <b>LIVE BIRTHS</b>               | <b>167</b>     | <b>138</b> | <b>28</b> | <b>129</b> | <b>19</b> | <b>108</b> |
| Age of Mother                    |                |            |           |            |           |            |
| 10-14                            | 1              | 1          | 0         | 0          | 0         | 0          |
| 15-17                            | 6              | 4          | 2         | 23         | 3         | 20         |
| 18-19                            | 14             | 13         | 1         | 23         | 2         | 21         |
| 20-24                            | 41             | 34         | 7         | 48         | 9         | 38         |
| 25-29                            | 60             | 50         | 10        | 18         | 2         | 16         |
| 30-34                            | 37             | 29         | 7         | 11         | 2         | 9          |
| 35-39                            | 7              | 6          | 1         | 5          | 1         | 3          |
| 40-44                            | 1              | 1          | 0         | 1          | 0         | 1          |
| >44                              | 0              | 0          | 0         | 0          | 0         | 0          |
| <b>UNWED MOTHER BIRTH RATE</b>   | <b>29</b>      | <b>19</b>  | <b>10</b> | <b>83</b>  | <b>5</b>  | <b>77</b>  |
| Age of Mother                    |                |            |           |            |           |            |
| 10-14                            | 1              | 1          | 0         | 0          | 0         | 0          |
| 15-17                            | 5              | 3          | 2         | 21         | 3         | 18         |
| 18-19                            | 8              | 7          | 1         | 18         | 0         | 18         |
| 20-24                            | 10             | 6          | 4         | 26         | 2         | 24         |
| 25-29                            | 3              | 1          | 2         | 8          | 0         | 8          |
| 30-34                            | 2              | 1          | 1         | 7          | 0         | 7          |
| 35-39                            | 0              | 0          | 0         | 3          | 0         | 2          |
| 40-44                            | 0              | 0          | 0         | 0          | 0         | 0          |
| >44                              | 0              | 0          | 0         | 0          | 0         | 0          |
| <b>% BIRTH WEIGHT (grams)</b>    |                |            |           |            |           |            |
| <500                             | 0              | 0          | 0         | 0          | 0         | 0          |
| 500-1499                         | 1              | 0          | 1         | 1          | 0         | 1          |
| 1500-2499                        | 13             | 10         | 3         | 13         | 1         | 12         |
| 2500-3999                        | 132            | 111        | 20        | 110        | 17        | 91         |
| ≥4000                            | 21             | 17         | 4         | 5          | 1         | 4          |
| <b>% OUT OF HOSPITAL BIRTHS</b>  | <b>1</b>       | <b>1</b>   | <b>0</b>  | <b>1</b>   | <b>0</b>  | <b>1</b>   |
| <b>SPONTANEOUS ABORTION RATE</b> | <b>10</b>      | <b>7</b>   | <b>3</b>  | <b>6</b>   | <b>2</b>  | <b>4</b>   |
| Age of Mother                    |                |            |           |            |           |            |
| 10-14                            | 0              | 0          | 0         | 0          | 0         | 0          |
| 15-17                            | 0              | 0          | 0         | 0          | 0         | 0          |
| 18-19                            | 0              | 0          | 0         | 1          | 0         | 1          |
| 20-24                            | 1              | 1          | 0         | 1          | 0         | 1          |
| 25-29                            | 4              | 3          | 1         | 1          | 0         | 1          |
| 30-34                            | 5              | 3          | 2         | 3          | 2         | 1          |
| 35-39                            | 0              | 0          | 0         | 0          | 0         | 0          |
| 40-44                            | 0              | 0          | 0         | 0          | 0         | 0          |
| >44                              | 0              | 0          | 0         | 0          | 0         | 0          |
| <b>INDUCED TERMINATION RATE</b>  | <b>43</b>      | <b>35</b>  | <b>7</b>  | <b>0</b>   | <b>0</b>  | <b>0</b>   |
| Age of Recipient                 |                |            |           |            |           |            |
| 10-14                            | 1              | 1          | 0         | 0          | 0         | 0          |
| 15-17                            | 7              | 5          | 2         | 0          | 0         | 0          |
| 18-19                            | 7              | 7          | 0         | 0          | 0         | 0          |
| 20-24                            | 15             | 12         | 3         | 0          | 0         | 0          |
| 25-29                            | 11             | 9          | 1         | 0          | 0         | 0          |
| 30-34                            | 2              | 1          | 1         | 0          | 0         | 0          |
| 35-39                            | 0              | 0          | 0         | 0          | 0         | 0          |
| 40-44                            | 0              | 0          | 0         | 0          | 0         | 0          |
| >44                              | 0              | 0          | 0         | 0          | 0         | 0          |



## SELECTED VITAL STATISTICS BY RACE, BY CITY, 1989

| ITEM                             | RIVERDALE  |            |            | ROCKMART  |           |           |
|----------------------------------|------------|------------|------------|-----------|-----------|-----------|
|                                  | NUMBER     |            |            | NUMBER    |           |           |
|                                  | Total      | White      | Black      | Total     | White     | Black     |
| <b>POPULATION</b>                |            |            |            |           |           |           |
| <b>LIVE BIRTHS</b>               | <b>423</b> | <b>278</b> | <b>128</b> | <b>78</b> | <b>58</b> | <b>20</b> |
| Age of Mother                    |            |            |            |           |           |           |
| 10-14                            | 1          | 0          | 0          | 0         | 0         | 0         |
| 15-17                            | 20         | 15         | 4          | 7         | 6         | 1         |
| 18-19                            | 38         | 37         | 1          | 12        | 11        | 1         |
| 20-24                            | 131        | 103        | 26         | 34        | 25        | 9         |
| 25-29                            | 143        | 81         | 53         | 13        | 8         | 5         |
| 30-34                            | 58         | 28         | 27         | 9         | 5         | 4         |
| 35-39                            | 31         | 14         | 16         | 3         | 3         | 0         |
| 40-44                            | 1          | 0          | 1          | 0         | 0         | 0         |
| >44                              | 0          | 0          | 0          | 0         | 0         | 0         |
| <b>UNWED MOTHER BIRTH RATE</b>   | <b>95</b>  | <b>58</b>  | <b>34</b>  | <b>23</b> | <b>9</b>  | <b>14</b> |
| Age of Mother                    |            |            |            |           |           |           |
| 10-14                            | 1          | 0          | 0          | 0         | 0         | 0         |
| 15-17                            | 13         | 9          | 4          | 5         | 4         | 1         |
| 18-19                            | 18         | 17         | 1          | 2         | 1         | 1         |
| 20-24                            | 31         | 18         | 12         | 9         | 4         | 5         |
| 25-29                            | 23         | 13         | 10         | 4         | 0         | 4         |
| 30-34                            | 5          | 1          | 4          | 3         | 0         | 3         |
| 35-39                            | 4          | 0          | 3          | 0         | 0         | 0         |
| 40-44                            | 0          | 0          | 0          | 0         | 0         | 0         |
| >44                              | 0          | 0          | 0          | 0         | 0         | 0         |
| <b>% BIRTH WEIGHT (grams)</b>    |            |            |            |           |           |           |
| <500                             | 0          | 0          | 0          | 0         | 0         | 0         |
| 500-1499                         | 7          | 5          | 2          | 1         | 1         | 0         |
| 1500-2499                        | 17         | 8          | 6          | 6         | 5         | 1         |
| 2500-3999                        | 341        | 223        | 105        | 66        | 48        | 18        |
| ≥4000                            | 58         | 42         | 15         | 5         | 4         | 1         |
| <b>% OUT OF HOSPITAL BIRTHS</b>  | <b>0</b>   | <b>0</b>   | <b>0</b>   | <b>0</b>  | <b>0</b>  | <b>0</b>  |
| <b>SPONTANEOUS ABORTION RATE</b> | <b>54</b>  | <b>33</b>  | <b>19</b>  | <b>2</b>  | <b>2</b>  | <b>0</b>  |
| Age of Mother                    |            |            |            |           |           |           |
| 10-14                            | 0          | 0          | 0          | 0         | 0         | 0         |
| 15-17                            | 2          | 2          | 0          | 0         | 0         | 0         |
| 18-19                            | 5          | 3          | 2          | 0         | 0         | 0         |
| 20-24                            | 16         | 12         | 3          | 1         | 1         | 0         |
| 25-29                            | 18         | 11         | 7          | 1         | 1         | 0         |
| 30-34                            | 10         | 3          | 7          | 0         | 0         | 0         |
| 35-39                            | 1          | 1          | 0          | 0         | 0         | 0         |
| 40-44                            | 2          | 1          | 0          | 0         | 0         | 0         |
| >44                              | 0          | 0          | 0          | 0         | 0         | 0         |
| <b>INDUCED TERMINATION RATE</b>  | <b>189</b> | <b>99</b>  | <b>83</b>  | <b>14</b> | <b>10</b> | <b>4</b>  |
| Age of Recipient                 |            |            |            |           |           |           |
| 10-14                            | 1          | 1          | 0          | 0         | 0         | 0         |
| 15-17                            | 22         | 11         | 11         | 3         | 3         | 0         |
| 18-19                            | 17         | 11         | 5          | 2         | 1         | 1         |
| 20-24                            | 72         | 44         | 24         | 3         | 3         | 0         |
| 25-29                            | 38         | 21         | 16         | 2         | 1         | 1         |
| 30-34                            | 24         | 7          | 17         | 3         | 2         | 1         |
| 35-39                            | 13         | 4          | 8          | 0         | 0         | 0         |
| 40-44                            | 2          | 0          | 2          | 1         | 0         | 1         |
| >44                              | 0          | 0          | 0          | 0         | 0         | 0         |

## SELECTED VITAL STATISTICS BY RACE, BY CITY, 1989

| ITEM                             | ROME       |            |            | ROSSVILLE  |            |          |
|----------------------------------|------------|------------|------------|------------|------------|----------|
|                                  | NUMBER     |            |            | NUMBER     |            |          |
|                                  | Total      | White      | Black      | Total      | White      | Black    |
| <b>POPULATION</b>                |            |            |            |            |            |          |
| <b>LIVE BIRTHS</b>               | <b>549</b> | <b>330</b> | <b>214</b> | <b>118</b> | <b>112</b> | <b>6</b> |
| Age of Mother                    |            |            |            |            |            |          |
| 10-14                            | 4          | 0          | 4          | 0          | 0          | 0        |
| 15-17                            | 50         | 21         | 29         | 14         | 14         | 0        |
| 18-19                            | 84         | 46         | 38         | 19         | 18         | 1        |
| 20-24                            | 188        | 102        | 85         | 41         | 37         | 4        |
| 25-29                            | 128        | 89         | 37         | 32         | 32         | 0        |
| 30-34                            | 72         | 58         | 13         | 11         | 10         | 1        |
| 35-39                            | 21         | 13         | 7          | 1          | 1          | 0        |
| 40-44                            | 2          | 1          | 1          | 0          | 0          | 0        |
| >44                              | 0          | 0          | 0          | 0          | 0          | 0        |
| <b>UNWED MOTHER BIRTH RATE</b>   | <b>228</b> | <b>72</b>  | <b>156</b> | <b>27</b>  | <b>23</b>  | <b>4</b> |
| Age of Mother                    |            |            |            |            |            |          |
| 10-14                            | 4          | 0          | 4          | 0          | 0          | 0        |
| 15-17                            | 40         | 12         | 28         | 9          | 9          | 0        |
| 18-19                            | 52         | 19         | 33         | 5          | 5          | 0        |
| 20-24                            | 83         | 23         | 60         | 10         | 6          | 4        |
| 25-29                            | 31         | 12         | 19         | 3          | 3          | 0        |
| 30-34                            | 12         | 5          | 7          | 0          | 0          | 0        |
| 35-39                            | 5          | 1          | 4          | 0          | 0          | 0        |
| 40-44                            | 1          | 0          | 1          | 0          | 0          | 0        |
| >44                              | 0          | 0          | 0          | 0          | 0          | 0        |
| <b>% BIRTH WEIGHT (grams)</b>    |            |            |            |            |            |          |
| <500                             | 3          | 0          | 2          | 0          | 0          | 0        |
| 500-1499                         | 7          | 1          | 6          | 2          | 2          | 0        |
| 1500-2499                        | 50         | 25         | 25         | 6          | 6          | 0        |
| 2500-3999                        | 446        | 265        | 177        | 94         | 88         | 6        |
| ≥4000                            | 43         | 39         | 4          | 16         | 16         | 0        |
| <b>% OUT OF HOSPITAL BIRTHS</b>  | <b>1</b>   | <b>1</b>   | <b>0</b>   | <b>0</b>   | <b>0</b>   | <b>0</b> |
| <b>SPONTANEOUS ABORTION RATE</b> | <b>39</b>  | <b>29</b>  | <b>10</b>  | <b>5</b>   | <b>5</b>   | <b>0</b> |
| Age of Mother                    |            |            |            |            |            |          |
| 10-14                            | 0          | 0          | 0          | 0          | 0          | 0        |
| 15-17                            | 4          | 2          | 2          | 1          | 1          | 0        |
| 18-19                            | 8          | 4          | 4          | 2          | 2          | 0        |
| 20-24                            | 10         | 7          | 3          | 1          | 1          | 0        |
| 25-29                            | 11         | 10         | 1          | 1          | 1          | 0        |
| 30-34                            | 3          | 3          | 0          | 0          | 0          | 0        |
| 35-39                            | 2          | 2          | 0          | 0          | 0          | 0        |
| 40-44                            | 1          | 1          | 0          | 0          | 0          | 0        |
| >44                              | 0          | 0          | 0          | 0          | 0          | 0        |
| <b>INDUCED TERMINATION RATE</b>  | <b>135</b> | <b>101</b> | <b>27</b>  | <b>3</b>   | <b>3</b>   | <b>0</b> |
| Age of Recipient                 |            |            |            |            |            |          |
| 10-14                            | 3          | 1          | 2          | 1          | 1          | 0        |
| 15-17                            | 14         | 12         | 2          | 0          | 0          | 0        |
| 18-19                            | 24         | 19         | 3          | 0          | 0          | 0        |
| 20-24                            | 44         | 30         | 11         | 1          | 1          | 0        |
| 25-29                            | 21         | 18         | 2          | 0          | 0          | 0        |
| 30-34                            | 18         | 14         | 3          | 0          | 0          | 0        |
| 35-39                            | 8          | 5          | 3          | 1          | 1          | 0        |
| 40-44                            | 2          | 1          | 1          | 0          | 0          | 0        |
| >44                              | 1          | 1          | 0          | 0          | 0          | 0        |

## SELECTED VITAL STATISTICS BY RACE, BY CITY, 1989

| ITEM                             | ROSWELL    |            |           | SANDERSVILLE |           |           |
|----------------------------------|------------|------------|-----------|--------------|-----------|-----------|
|                                  | NUMBER     |            |           | NUMBER       |           |           |
|                                  | Total      | White      | Black     | Total        | White     | Black     |
| <b>POPULATION</b>                |            |            |           |              |           |           |
| <b>LIVE BIRTHS</b>               | <b>581</b> | <b>541</b> | <b>35</b> | <b>111</b>   | <b>31</b> | <b>80</b> |
| 10-14                            | 0          | 0          | 0         | 0            | 0         | 0         |
| 15-17                            | 6          | 4          | 2         | 6            | 0         | 6         |
| 18-19                            | 21         | 19         | 2         | 11           | 1         | 10        |
| 20-24                            | 84         | 73         | 11        | 42           | 10        | 32        |
| 25-29                            | 195        | 182        | 11        | 25           | 12        | 13        |
| 30-34                            | 193        | 182        | 8         | 22           | 6         | 16        |
| 35-39                            | 71         | 70         | 1         | 4            | 2         | 2         |
| 40-44                            | 11         | 11         | 0         | 0            | 0         | 0         |
| >44                              | 0          | 0          | 0         | 1            | 0         | 1         |
| <b>UNWED MOTHER BIRTH RATE</b>   | <b>59</b>  | <b>40</b>  | <b>19</b> | <b>53</b>    | <b>2</b>  | <b>51</b> |
| 10-14                            | 0          | 0          | 0         | 0            | 0         | 0         |
| 15-17                            | 6          | 4          | 2         | 6            | 0         | 6         |
| 18-19                            | 10         | 8          | 2         | 7            | 0         | 7         |
| 20-24                            | 23         | 16         | 7         | 23           | 1         | 22        |
| 25-29                            | 12         | 6          | 6         | 8            | 0         | 8         |
| 30-34                            | 7          | 5          | 2         | 7            | 1         | 6         |
| 35-39                            | 1          | 1          | 0         | 1            | 0         | 1         |
| 40-44                            | 0          | 0          | 0         | 0            | 0         | 0         |
| >44                              | 0          | 0          | 0         | 1            | 0         | 1         |
| <b>% BIRTH WEIGHT (grams)</b>    |            |            |           |              |           |           |
| <500                             | 1          | 0          | 1         | 0            | 0         | 0         |
| 500-1499                         | 3          | 3          | 0         | 1            | 0         | 1         |
| 1500-2499                        | 21         | 18         | 3         | 13           | 2         | 11        |
| 2500-3999                        | 474        | 443        | 26        | 87           | 23        | 64        |
| ≥4000                            | 82         | 77         | 5         | 10           | 6         | 4         |
| <b>% OUT OF HOSPITAL BIRTHS</b>  | <b>2</b>   | <b>2</b>   | <b>0</b>  | <b>2</b>     | <b>0</b>  | <b>2</b>  |
| <b>SPONTANEOUS ABORTION RATE</b> | <b>14</b>  | <b>13</b>  | <b>1</b>  | <b>5</b>     | <b>2</b>  | <b>3</b>  |
| 10-14                            | 0          | 0          | 0         | 0            | 0         | 0         |
| 15-17                            | 1          | 0          | 1         | 0            | 0         | 0         |
| 18-19                            | 3          | 3          | 0         | 0            | 0         | 0         |
| 20-24                            | 2          | 2          | 0         | 0            | 0         | 0         |
| 25-29                            | 3          | 3          | 0         | 5            | 2         | 3         |
| 30-34                            | 2          | 2          | 0         | 0            | 0         | 0         |
| 35-39                            | 2          | 2          | 0         | 0            | 0         | 0         |
| 40-44                            | 1          | 1          | 0         | 0            | 0         | 0         |
| >44                              | 0          | 0          | 0         | 0            | 0         | 0         |
| <b>INDUCED TERMINATION RATE</b>  | <b>162</b> | <b>134</b> | <b>20</b> | <b>13</b>    | <b>6</b>  | <b>7</b>  |
| 10-14                            | 0          | 0          | 0         | 0            | 0         | 0         |
| 15-17                            | 10         | 5          | 3         | 1            | 1         | 0         |
| 18-19                            | 19         | 17         | 2         | 2            | 0         | 2         |
| 20-24                            | 59         | 51         | 6         | 6            | 2         | 4         |
| 25-29                            | 41         | 33         | 6         | 2            | 2         | 0         |
| 30-34                            | 22         | 17         | 3         | 0            | 0         | 0         |
| 35-39                            | 11         | 11         | 0         | 2            | 1         | 1         |
| 40-44                            | 0          | 0          | 0         | 0            | 0         | 0         |
| >44                              | 0          | 0          | 0         | 0            | 0         | 0         |

## SELECTED VITAL STATISTICS BY RACE, BY CITY, 1989

| ITEM                             | SAVANNAH    |             |             | SMYRNA     |            |            |
|----------------------------------|-------------|-------------|-------------|------------|------------|------------|
|                                  | NUMBER      |             |             | NUMBER     |            |            |
|                                  | Total       | White       | Black       | Total      | White      | Black      |
| <b>POPULATION</b>                |             |             |             |            |            |            |
| <b>LIVE BIRTHS</b>               | <b>3056</b> | <b>1165</b> | <b>1857</b> | <b>636</b> | <b>419</b> | <b>202</b> |
| 10-14                            | 26          | 3           | 23          | 1          | 1          | 0          |
| 15-17                            | 222         | 46          | 174         | 24         | 19         | 5          |
| 18-19                            | 349         | 109         | 238         | 39         | 27         | 11         |
| 20-24                            | 1005        | 350         | 647         | 187        | 116        | 67         |
| 25-29                            | 806         | 352         | 443         | 208        | 131        | 72         |
| 30-34                            | 459         | 216         | 237         | 126        | 86         | 38         |
| 35-39                            | 156         | 76          | 75          | 47         | 38         | 6          |
| 40-44                            | 33          | 13          | 20          | 4          | 1          | 3          |
| >44                              | 0           | 0           | 0           | 0          | 0          | 0          |
| <b>UNWED MOTHER BIRTH RATE</b>   | <b>1438</b> | <b>214</b>  | <b>1221</b> | <b>162</b> | <b>85</b>  | <b>75</b>  |
| 10-14                            | 25          | 3           | 22          | 1          | 1          | 0          |
| 15-17                            | 195         | 25          | 168         | 19         | 14         | 5          |
| 18-19                            | 264         | 50          | 213         | 19         | 10         | 9          |
| 20-24                            | 528         | 76          | 452         | 57         | 25         | 31         |
| 25-29                            | 266         | 36          | 230         | 35         | 21         | 14         |
| 30-34                            | 114         | 18          | 96          | 24         | 10         | 14         |
| 35-39                            | 39          | 5           | 34          | 7          | 4          | 2          |
| 40-44                            | 7           | 1           | 6           | 0          | 0          | 0          |
| >44                              | 0           | 0           | 0           | 0          | 0          | 0          |
| <b>% BIRTH WEIGHT (grams)</b>    |             |             |             |            |            |            |
| <500                             | 9           | 1           | 8           | 2          | 0          | 2          |
| 500-1499                         | 70          | 12          | 58          | 13         | 10         | 3          |
| 1500-2499                        | 251         | 65          | 183         | 44         | 22         | 20         |
| 2500-3999                        | 2494        | 949         | 1515        | 507        | 327        | 168        |
| ≥4000                            | 232         | 138         | 93          | 70         | 60         | 9          |
| <b>% OUT OF HOSPITAL BIRTHS</b>  | <b>22</b>   | <b>10</b>   | <b>12</b>   | <b>2</b>   | <b>0</b>   | <b>2</b>   |
| <b>SPONTANEOUS ABORTION RATE</b> | <b>318</b>  | <b>116</b>  | <b>194</b>  | <b>9</b>   | <b>4</b>   | <b>5</b>   |
| 10-14                            | 1           | 1           | 0           | 0          | 0          | 0          |
| 15-17                            | 15          | 2           | 13          | 0          | 0          | 0          |
| 18-19                            | 14          | 4           | 10          | 0          | 0          | 0          |
| 20-24                            | 92          | 30          | 62          | 1          | 0          | 1          |
| 25-29                            | 90          | 41          | 47          | 5          | 2          | 3          |
| 30-34                            | 66          | 25          | 37          | 2          | 1          | 1          |
| 35-39                            | 32          | 11          | 20          | 0          | 0          | 0          |
| 40-44                            | 8           | 2           | 5           | 1          | 1          | 0          |
| >44                              | 0           | 0           | 0           | 0          | 0          | 0          |
| <b>INDUCED TERMINATION RATE</b>  | <b>991</b>  | <b>445</b>  | <b>536</b>  | <b>282</b> | <b>184</b> | <b>83</b>  |
| 10-14                            | 12          | 3           | 9           | 0          | 0          | 0          |
| 15-17                            | 112         | 46          | 65          | 13         | 9          | 4          |
| 18-19                            | 157         | 72          | 85          | 29         | 25         | 3          |
| 20-24                            | 307         | 128         | 178         | 90         | 56         | 30         |
| 25-29                            | 224         | 109         | 113         | 89         | 52         | 31         |
| 30-34                            | 110         | 52          | 54          | 43         | 27         | 13         |
| 35-39                            | 55          | 29          | 25          | 16         | 14         | 2          |
| 40-44                            | 13          | 5           | 7           | 2          | 1          | 0          |
| >44                              | 1           | 1           | 0           | 0          | 0          | 0          |

## SELECTED VITAL STATISTICS BY RACE, BY CITY, 1989

| ITEM                             | SNELLVILLE |       |       | SOCIAL CIRCLE |       |       |
|----------------------------------|------------|-------|-------|---------------|-------|-------|
|                                  | NUMBER     |       |       | NUMBER        |       |       |
|                                  | Total      | White | Black | Total         | White | Black |
| <b>POPULATION</b>                |            |       |       |               |       |       |
| <b>LIVE BIRTHS</b>               | 201        | 196   | 2     | 47            | 24    | 21    |
| Age of Mother                    |            |       |       |               |       |       |
| 10-14                            | 0          | 0     | 0     | 0             | 0     | 0     |
| 15-17                            | 2          | 2     | 0     | 5             | 2     | 3     |
| 18-19                            | 20         | 19    | 1     | 4             | 3     | 1     |
| 20-24                            | 49         | 48    | 0     | 25            | 10    | 14    |
| 25-29                            | 71         | 69    | 1     | 11            | 8     | 2     |
| 30-34                            | 45         | 44    | 0     | 1             | 1     | 0     |
| 35-39                            | 14         | 14    | 0     | 1             | 0     | 1     |
| 40-44                            | 0          | 0     | 0     | 0             | 0     | 0     |
| >44                              | 0          | 0     | 0     | 0             | 0     | 0     |
| <b>UNWED MOTHER BIRTH RATE</b>   | 25         | 23    | 2     | 27            | 7     | 20    |
| Age of Mother                    |            |       |       |               |       |       |
| 10-14                            | 0          | 0     | 0     | 0             | 0     | 0     |
| 15-17                            | 1          | 1     | 0     | 4             | 1     | 3     |
| 18-19                            | 12         | 11    | 1     | 2             | 1     | 1     |
| 20-24                            | 8          | 8     | 0     | 16            | 3     | 13    |
| 25-29                            | 3          | 2     | 1     | 3             | 1     | 2     |
| 30-34                            | 1          | 1     | 0     | 1             | 1     | 0     |
| 35-39                            | 0          | 0     | 0     | 1             | 0     | 1     |
| 40-44                            | 0          | 0     | 0     | 0             | 0     | 0     |
| >44                              | 0          | 0     | 0     | 0             | 0     | 0     |
| <b>% BIRTH WEIGHT (grams)</b>    |            |       |       |               |       |       |
| <500                             | 0          | 0     | 0     | 0             | 0     | 0     |
| 500-1499                         | 1          | 1     | 0     | 0             | 0     | 0     |
| 1500-2499                        | 7          | 7     | 0     | 3             | 2     | 1     |
| 2500-3999                        | 164        | 159   | 2     | 42            | 20    | 20    |
| ≥4000                            | 29         | 29    | 0     | 2             | 2     | 0     |
| <b>% OUT OF HOSPITAL BIRTHS</b>  | 0          | 0     | 0     | 0             | 0     | 0     |
| <b>SPONTANEOUS ABORTION RATE</b> | 6          | 6     | 0     | 2             | 0     | 2     |
| Age of Mother                    |            |       |       |               |       |       |
| 10-14                            | 0          | 0     | 0     | 0             | 0     | 0     |
| 15-17                            | 0          | 0     | 0     | 0             | 0     | 0     |
| 18-19                            | 1          | 1     | 0     | 0             | 0     | 0     |
| 20-24                            | 0          | 0     | 0     | 0             | 0     | 0     |
| 25-29                            | 2          | 2     | 0     | 2             | 0     | 2     |
| 30-34                            | 2          | 2     | 0     | 0             | 0     | 0     |
| 35-39                            | 1          | 1     | 0     | 0             | 0     | 0     |
| 40-44                            | 0          | 0     | 0     | 0             | 0     | 0     |
| >44                              | 0          | 0     | 0     | 0             | 0     | 0     |
| <b>INDUCED TERMINATION RATE</b>  | 56         | 54    | 0     | 7             | 0     | 6     |
| Age of Recipient                 |            |       |       |               |       |       |
| 10-14                            | 1          | 1     | 0     | 0             | 0     | 0     |
| 15-17                            | 12         | 12    | 0     | 1             | 0     | 1     |
| 18-19                            | 11         | 11    | 0     | 1             | 0     | 1     |
| 20-24                            | 12         | 11    | 0     | 1             | 0     | 0     |
| 25-29                            | 10         | 9     | 0     | 2             | 0     | 2     |
| 30-34                            | 6          | 6     | 0     | 1             | 0     | 1     |
| 35-39                            | 3          | 3     | 0     | 1             | 0     | 1     |
| 40-44                            | 1          | 1     | 0     | 0             | 0     | 0     |
| >44                              | 0          | 0     | 0     | 0             | 0     | 0     |

## SELECTED VITAL STATISTICS BY RACE, BY CITY, 1989

| ITEM                             | STATESBORO |           |            | ST MARYS   |            |           |
|----------------------------------|------------|-----------|------------|------------|------------|-----------|
|                                  | NUMBER     |           |            | NUMBER     |            |           |
|                                  | Total      | White     | Black      | Total      | White      | Black     |
| <b>POPULATION</b>                |            |           |            |            |            |           |
| <b>LIVE BIRTHS</b>               | <b>200</b> | <b>86</b> | <b>113</b> | <b>190</b> | <b>146</b> | <b>36</b> |
| Age of Mother                    |            |           |            |            |            |           |
| 10-14                            | 1          | 0         | 1          | 0          | 0          | 0         |
| 15-17                            | 8          | 2         | 6          | 3          | 1          | 2         |
| 18-19                            | 31         | 5         | 26         | 21         | 15         | 5         |
| 20-24                            | 67         | 23        | 44         | 63         | 52         | 9         |
| 25-29                            | 52         | 34        | 18         | 69         | 55         | 11        |
| 30-34                            | 26         | 14        | 11         | 26         | 18         | 8         |
| 35-39                            | 15         | 8         | 7          | 8          | 5          | 1         |
| 40-44                            | 0          | 0         | 0          | 0          | 0          | 0         |
| >44                              | 0          | 0         | 0          | 0          | 0          | 0         |
| <b>UNWED MOTHER BIRTH RATE</b>   | <b>89</b>  | <b>12</b> | <b>77</b>  | <b>39</b>  | <b>19</b>  | <b>20</b> |
| Age of Mother                    |            |           |            |            |            |           |
| 10-14                            | 1          | 0         | 1          | 0          | 0          | 0         |
| 15-17                            | 6          | 0         | 6          | 2          | 0          | 2         |
| 18-19                            | 26         | 3         | 23         | 8          | 5          | 3         |
| 20-24                            | 35         | 3         | 32         | 15         | 8          | 7         |
| 25-29                            | 13         | 4         | 9          | 8          | 4          | 4         |
| 30-34                            | 4          | 1         | 3          | 6          | 2          | 4         |
| 35-39                            | 4          | 1         | 3          | 0          | 0          | 0         |
| 40-44                            | 0          | 0         | 0          | 0          | 0          | 0         |
| >44                              | 0          | 0         | 0          | 0          | 0          | 0         |
| <b>% BIRTH WEIGHT (grams)</b>    |            |           |            |            |            |           |
| <500                             | 0          | 0         | 0          | 2          | 1          | 0         |
| 500-1499                         | 2          | 0         | 2          | 1          | 1          | 0         |
| 1500-2499                        | 22         | 6         | 16         | 13         | 10         | 3         |
| 2500-3999                        | 158        | 65        | 92         | 155        | 120        | 28        |
| ≥4000                            | 18         | 15        | 3          | 19         | 14         | 5         |
| <b>% OUT OF HOSPITAL BIRTHS</b>  | <b>3</b>   | <b>3</b>  | <b>0</b>   | <b>0</b>   | <b>0</b>   | <b>0</b>  |
| <b>SPONTANEOUS ABORTION RATE</b> | <b>29</b>  | <b>14</b> | <b>15</b>  | <b>13</b>  | <b>10</b>  | <b>3</b>  |
| Age of Mother                    |            |           |            |            |            |           |
| 10-14                            | 0          | 0         | 0          | 0          | 0          | 0         |
| 15-17                            | 3          | 1         | 2          | 0          | 0          | 0         |
| 18-19                            | 7          | 4         | 3          | 0          | 0          | 0         |
| 20-24                            | 7          | 1         | 6          | 4          | 3          | 1         |
| 25-29                            | 6          | 6         | 0          | 7          | 6          | 1         |
| 30-34                            | 3          | 1         | 2          | 1          | 0          | 1         |
| 35-39                            | 3          | 1         | 2          | 1          | 1          | 0         |
| 40-44                            | 0          | 0         | 0          | 0          | 0          | 0         |
| >44                              | 0          | 0         | 0          | 0          | 0          | 0         |
| <b>INDUCED TERMINATION RATE</b>  | <b>146</b> | <b>98</b> | <b>47</b>  | <b>3</b>   | <b>2</b>   | <b>1</b>  |
| Age of Recipient                 |            |           |            |            |            |           |
| 10-14                            | 1          | 1         | 0          | 0          | 0          | 0         |
| 15-17                            | 14         | 11        | 3          | 1          | 0          | 1         |
| 18-19                            | 46         | 35        | 11         | 0          | 0          | 0         |
| 20-24                            | 57         | 38        | 18         | 1          | 1          | 0         |
| 25-29                            | 9          | 5         | 4          | 1          | 1          | 0         |
| 30-34                            | 12         | 6         | 6          | 0          | 0          | 0         |
| 35-39                            | 6          | 1         | 5          | 0          | 0          | 0         |
| 40-44                            | 1          | 1         | 0          | 0          | 0          | 0         |
| >44                              | 0          | 0         | 0          | 0          | 0          | 0         |

## SELECTED VITAL STATISTICS BY RACE, BY CITY, 1989

| ITEM                             | STONE MOUNTAIN |            |            | SUMMERVILLE |           |           |
|----------------------------------|----------------|------------|------------|-------------|-----------|-----------|
|                                  | NUMBER         |            |            | NUMBER      |           |           |
|                                  | Total          | White      | Black      | Total       | White     | Black     |
| <b>POPULATION</b>                |                |            |            |             |           |           |
| <b>LIVE BIRTHS</b>               | <b>660</b>     | <b>310</b> | <b>304</b> | <b>79</b>   | <b>59</b> | <b>20</b> |
| Age of Mother                    |                |            |            |             |           |           |
| 10-14                            | 1              | 0          | 1          | 2           | 1         | 1         |
| 15-17                            | 21             | 7          | 13         | 7           | 6         | 1         |
| 18-19                            | 51             | 22         | 27         | 16          | 13        | 3         |
| 20-24                            | 145            | 66         | 72         | 31          | 22        | 9         |
| 25-29                            | 219            | 119        | 85         | 14          | 10        | 4         |
| 30-34                            | 171            | 74         | 81         | 8           | 6         | 2         |
| 35-39                            | 42             | 16         | 23         | 1           | 1         | 0         |
| 40-44                            | 10             | 6          | 2          | 0           | 0         | 0         |
| >44                              | 0              | 0          | 0          | 0           | 0         | 0         |
| <b>UNWED MOTHER BIRTH RATE</b>   | <b>146</b>     | <b>40</b>  | <b>104</b> | <b>37</b>   | <b>21</b> | <b>16</b> |
| Age of Mother                    |                |            |            |             |           |           |
| 10-14                            | 1              | 0          | 1          | 2           | 1         | 1         |
| 15-17                            | 18             | 5          | 13         | 3           | 2         | 1         |
| 18-19                            | 30             | 8          | 22         | 7           | 4         | 3         |
| 20-24                            | 51             | 14         | 36         | 14          | 7         | 7         |
| 25-29                            | 26             | 10         | 15         | 7           | 5         | 2         |
| 30-34                            | 16             | 3          | 13         | 4           | 2         | 2         |
| 35-39                            | 4              | 0          | 4          | 0           | 0         | 0         |
| 40-44                            | 0              | 0          | 0          | 0           | 0         | 0         |
| >44                              | 0              | 0          | 0          | 0           | 0         | 0         |
| <b>% BIRTH WEIGHT (grams)</b>    |                |            |            |             |           |           |
| <500                             | 0              | 0          | 0          | 0           | 0         | 0         |
| 500-1499                         | 8              | 1          | 6          | 2           | 2         | 0         |
| 1500-2499                        | 30             | 16         | 14         | 9           | 7         | 2         |
| 2500-3999                        | 559            | 255        | 261        | 63          | 45        | 18        |
| ≥4000                            | 63             | 38         | 23         | 5           | 5         | 0         |
| <b>% OUT OF HOSPITAL BIRTHS</b>  | <b>7</b>       | <b>2</b>   | <b>5</b>   | <b>1</b>    | <b>0</b>  | <b>1</b>  |
| <b>SPONTANEOUS ABORTION RATE</b> | <b>36</b>      | <b>18</b>  | <b>17</b>  | <b>1</b>    | <b>1</b>  | <b>0</b>  |
| Age of Mother                    |                |            |            |             |           |           |
| 10-14                            | 0              | 0          | 0          | 0           | 0         | 0         |
| 15-17                            | 1              | 0          | 1          | 0           | 0         | 0         |
| 18-19                            | 4              | 3          | 1          | 0           | 0         | 0         |
| 20-24                            | 9              | 2          | 7          | 1           | 1         | 0         |
| 25-29                            | 8              | 4          | 4          | 0           | 0         | 0         |
| 30-34                            | 10             | 5          | 4          | 0           | 0         | 0         |
| 35-39                            | 2              | 2          | 0          | 0           | 0         | 0         |
| 40-44                            | 2              | 2          | 0          | 0           | 0         | 0         |
| >44                              | 0              | 0          | 0          | 0           | 0         | 0         |
| <b>INDUCED TERMINATION RATE</b>  | <b>362</b>     | <b>144</b> | <b>188</b> | <b>9</b>    | <b>8</b>  | <b>1</b>  |
| Age of Recipient                 |                |            |            |             |           |           |
| 10-14                            | 0              | 0          | 0          | 0           | 0         | 0         |
| 15-17                            | 29             | 18         | 10         | 3           | 3         | 0         |
| 18-19                            | 49             | 23         | 23         | 0           | 0         | 0         |
| 20-24                            | 123            | 39         | 79         | 3           | 3         | 0         |
| 25-29                            | 84             | 37         | 36         | 3           | 2         | 1         |
| 30-34                            | 54             | 20         | 27         | 0           | 0         | 0         |
| 35-39                            | 20             | 5          | 12         | 0           | 0         | 0         |
| 40-44                            | 3              | 2          | 1          | 0           | 0         | 0         |
| >44                              | 0              | 0          | 0          | 0           | 0         | 0         |

## SELECTED VITAL STATISTICS BY RACE, BY CITY, 1989

| ITEM                             | SWAINSBORO |       |       | SYLVANIA |       |       |
|----------------------------------|------------|-------|-------|----------|-------|-------|
|                                  | NUMBER     |       |       | NUMBER   |       |       |
|                                  | Total      | White | Black | Total    | White | Black |
| <b>POPULATION</b>                |            |       |       |          |       |       |
| <b>LIVE BIRTHS</b>               | 124        | 44    | 79    | 78       | 23    | 55    |
| 10-14                            | 1          | 0     | 1     | 0        | 0     | 0     |
| 15-17                            | 18         | 4     | 14    | 7        | 1     | 6     |
| 18-19                            | 15         | 5     | 10    | 5        | 3     | 2     |
| 20-24                            | 49         | 20    | 29    | 28       | 10    | 18    |
| 25-29                            | 17         | 7     | 9     | 21       | 7     | 14    |
| 30-34                            | 15         | 7     | 8     | 12       | 2     | 10    |
| 35-39                            | 8          | 1     | 7     | 5        | 0     | 5     |
| 40-44                            | 1          | 0     | 1     | 0        | 0     | 0     |
| >44                              | 0          | 0     | 0     | 0        | 0     | 0     |
| <b>UNWED MOTHER BIRTH RATE</b>   | 75         | 13    | 62    | 43       | 5     | 38    |
| 10-14                            | 1          | 0     | 1     | 0        | 0     | 0     |
| 15-17                            | 15         | 3     | 12    | 7        | 1     | 6     |
| 18-19                            | 12         | 3     | 9     | 2        | 0     | 2     |
| 20-24                            | 33         | 7     | 26    | 16       | 3     | 13    |
| 25-29                            | 6          | 0     | 6     | 11       | 1     | 10    |
| 30-34                            | 4          | 0     | 4     | 4        | 0     | 4     |
| 35-39                            | 3          | 0     | 3     | 3        | 0     | 3     |
| 40-44                            | 1          | 0     | 1     | 0        | 0     | 0     |
| >44                              | 0          | 0     | 0     | 0        | 0     | 0     |
| <b>% BIRTH WEIGHT (grams)</b>    |            |       |       |          |       |       |
| <500                             | 0          | 0     | 0     | 0        | 0     | 0     |
| 500-1499                         | 3          | 2     | 1     | 1        | 1     | 0     |
| 1500-2499                        | 12         | 3     | 9     | 8        | 0     | 8     |
| 2500-3999                        | 103        | 36    | 66    | 65       | 19    | 46    |
| ≥4000                            | 6          | 3     | 3     | 4        | 3     | 1     |
| <b>% OUT OF HOSPITAL BIRTHS</b>  | 0          | 0     | 0     | 1        | 0     | 1     |
| <b>SPONTANEOUS ABORTION RATE</b> | 4          | 1     | 3     | 10       | 5     | 5     |
| 10-14                            | 0          | 0     | 0     | 0        | 0     | 0     |
| 15-17                            | 2          | 0     | 2     | 0        | 0     | 0     |
| 18-19                            | 0          | 0     | 0     | 1        | 1     | 0     |
| 20-24                            | 2          | 1     | 1     | 4        | 3     | 1     |
| 25-29                            | 0          | 0     | 0     | 0        | 0     | 0     |
| 30-34                            | 0          | 0     | 0     | 2        | 0     | 2     |
| 35-39                            | 0          | 0     | 0     | 3        | 1     | 2     |
| 40-44                            | 0          | 0     | 0     | 0        | 0     | 0     |
| >44                              | 0          | 0     | 0     | 0        | 0     | 0     |
| <b>INDUCED TERMINATION RATE</b>  | 20         | 8     | 12    | 16       | 5     | 10    |
| 10-14                            | 1          | 1     | 0     | 0        | 0     | 0     |
| 15-17                            | 3          | 0     | 3     | 2        | 0     | 2     |
| 18-19                            | 1          | 0     | 1     | 3        | 2     | 1     |
| 20-24                            | 7          | 2     | 5     | 4        | 0     | 3     |
| 25-29                            | 5          | 4     | 1     | 3        | 1     | 2     |
| 30-34                            | 2          | 1     | 1     | 2        | 2     | 0     |
| 35-39                            | 1          | 0     | 1     | 2        | 0     | 2     |
| 40-44                            | 0          | 0     | 0     | 0        | 0     | 0     |
| >44                              | 0          | 0     | 0     | 0        | 0     | 0     |



## SELECTED VITAL STATISTICS BY RACE, BY CITY, 1989

| ITEM                             | SYLVESTER  |           |            | TALLAPOOSA |           |          |
|----------------------------------|------------|-----------|------------|------------|-----------|----------|
|                                  | NUMBER     |           |            | NUMBER     |           |          |
|                                  | Total      | White     | Black      | Total      | White     | Black    |
| <b>POPULATION</b>                |            |           |            |            |           |          |
| <b>LIVE BIRTHS</b>               | <b>149</b> | <b>36</b> | <b>113</b> | <b>29</b>  | <b>28</b> | <b>1</b> |
| Age of Mother                    |            |           |            |            |           |          |
| 10-14                            | 1          | 0         | 1          | 0          | 0         | 0        |
| 15-17                            | 13         | 4         | 9          | 1          | 1         | 0        |
| 18-19                            | 21         | 3         | 18         | 7          | 7         | 0        |
| 20-24                            | 50         | 7         | 43         | 11         | 10        | 1        |
| 25-29                            | 34         | 13        | 21         | 7          | 7         | 0        |
| 30-34                            | 15         | 4         | 11         | 2          | 2         | 0        |
| 35-39                            | 14         | 4         | 10         | 1          | 1         | 0        |
| 40-44                            | 1          | 1         | 0          | 0          | 0         | 0        |
| >44                              | 0          | 0         | 0          | 0          | 0         | 0        |
| <b>UNWED MOTHER BIRTH RATE</b>   | <b>94</b>  | <b>10</b> | <b>84</b>  | <b>10</b>  | <b>9</b>  | <b>1</b> |
| Age of Mother                    |            |           |            |            |           |          |
| 10-14                            | 1          | 0         | 1          | 0          | 0         | 0        |
| 15-17                            | 13         | 4         | 9          | 1          | 1         | 0        |
| 18-19                            | 15         | 1         | 14         | 2          | 2         | 0        |
| 20-24                            | 38         | 3         | 35         | 4          | 3         | 1        |
| 25-29                            | 14         | 0         | 14         | 3          | 3         | 0        |
| 30-34                            | 7          | 1         | 6          | 0          | 0         | 0        |
| 35-39                            | 6          | 1         | 5          | 0          | 0         | 0        |
| 40-44                            | 0          | 0         | 0          | 0          | 0         | 0        |
| >44                              | 0          | 0         | 0          | 0          | 0         | 0        |
| <b>% BIRTH WEIGHT (grams)</b>    |            |           |            |            |           |          |
| <500                             | 0          | 0         | 0          | 0          | 0         | 0        |
| 500-1499                         | 1          | 1         | 0          | 0          | 0         | 0        |
| 1500-2499                        | 15         | 2         | 13         | 1          | 1         | 0        |
| 2500-3999                        | 124        | 27        | 97         | 23         | 22        | 1        |
| ≥4000                            | 9          | 6         | 3          | 5          | 5         | 0        |
| <b>% OUT OF HOSPITAL BIRTHS</b>  | <b>2</b>   | <b>0</b>  | <b>2</b>   | <b>1</b>   | <b>1</b>  | <b>0</b> |
| <b>SPONTANEOUS ABORTION RATE</b> | <b>7</b>   | <b>5</b>  | <b>2</b>   | <b>1</b>   | <b>1</b>  | <b>0</b> |
| Age of Mother                    |            |           |            |            |           |          |
| 10-14                            | 0          | 0         | 0          | 0          | 0         | 0        |
| 15-17                            | 0          | 0         | 0          | 0          | 0         | 0        |
| 18-19                            | 0          | 0         | 0          | 1          | 1         | 0        |
| 20-24                            | 1          | 1         | 0          | 0          | 0         | 0        |
| 25-29                            | 3          | 1         | 2          | 0          | 0         | 0        |
| 30-34                            | 2          | 2         | 0          | 0          | 0         | 0        |
| 35-39                            | 1          | 1         | 0          | 0          | 0         | 0        |
| 40-44                            | 0          | 0         | 0          | 0          | 0         | 0        |
| >44                              | 0          | 0         | 0          | 0          | 0         | 0        |
| <b>INDUCED TERMINATION RATE</b>  | <b>13</b>  | <b>7</b>  | <b>6</b>   | <b>5</b>   | <b>5</b>  | <b>0</b> |
| Age of Recipient                 |            |           |            |            |           |          |
| 10-14                            | 0          | 0         | 0          | 0          | 0         | 0        |
| 15-17                            | 4          | 3         | 1          | 0          | 0         | 0        |
| 18-19                            | 0          | 0         | 0          | 1          | 1         | 0        |
| 20-24                            | 1          | 0         | 1          | 4          | 4         | 0        |
| 25-29                            | 2          | 1         | 1          | 0          | 0         | 0        |
| 30-34                            | 2          | 1         | 1          | 0          | 0         | 0        |
| 35-39                            | 4          | 2         | 2          | 0          | 0         | 0        |
| 40-44                            | 0          | 0         | 0          | 0          | 0         | 0        |
| >44                              | 0          | 0         | 0          | 0          | 0         | 0        |

## SELECTED VITAL STATISTICS BY RACE, BY CITY, 1989

| ITEM                             | THOMASTON  |           |           | THOMASVILLE |            |            |
|----------------------------------|------------|-----------|-----------|-------------|------------|------------|
|                                  | NUMBER     |           |           | NUMBER      |            |            |
|                                  | Total      | White     | Black     | Total       | White      | Black      |
| <b>POPULATION</b>                |            |           |           |             |            |            |
| <b>LIVE BIRTHS</b>               | <b>144</b> | <b>84</b> | <b>60</b> | <b>305</b>  | <b>110</b> | <b>195</b> |
| Age of Mother                    |            |           |           |             |            |            |
| 10-14                            | 1          | 0         | 1         | 3           | 0          | 3          |
| 15-17                            | 15         | 10        | 5         | 33          | 3          | 30         |
| 18-19                            | 28         | 15        | 13        | 40          | 11         | 29         |
| 20-24                            | 48         | 24        | 24        | 84          | 33         | 51         |
| 25-29                            | 37         | 29        | 8         | 85          | 33         | 52         |
| 30-34                            | 13         | 6         | 7         | 46          | 23         | 23         |
| 35-39                            | 1          | 0         | 1         | 13          | 7          | 6          |
| 40-44                            | 0          | 0         | 0         | 1           | 0          | 1          |
| >44                              | 1          | 0         | 1         | 0           | 0          | 0          |
| <b>UNWED MOTHER BIRTH RATE</b>   | <b>61</b>  | <b>14</b> | <b>47</b> | <b>141</b>  | <b>15</b>  | <b>126</b> |
| Age of Mother                    |            |           |           |             |            |            |
| 10-14                            | 1          | 0         | 1         | 3           | 0          | 3          |
| 15-17                            | 8          | 3         | 5         | 28          | 2          | 26         |
| 18-19                            | 16         | 4         | 12        | 24          | 4          | 20         |
| 20-24                            | 23         | 5         | 18        | 45          | 6          | 39         |
| 25-29                            | 7          | 2         | 5         | 27          | 2          | 25         |
| 30-34                            | 5          | 0         | 5         | 11          | 1          | 10         |
| 35-39                            | 1          | 0         | 1         | 2           | 0          | 2          |
| 40-44                            | 0          | 0         | 0         | 1           | 0          | 1          |
| >44                              | 0          | 0         | 0         | 0           | 0          | 0          |
| <b>% BIRTH WEIGHT (grams)</b>    |            |           |           |             |            |            |
| <500                             | 0          | 0         | 0         | 0           | 0          | 0          |
| 500-1499                         | 2          | 1         | 1         | 4           | 1          | 3          |
| 1500-2499                        | 6          | 1         | 5         | 10          | 3          | 7          |
| 2500-3999                        | 126        | 72        | 54        | 260         | 87         | 173        |
| ≥4000                            | 10         | 10        | 0         | 31          | 19         | 12         |
| <b>% OUT OF HOSPITAL BIRTHS</b>  | <b>1</b>   | <b>1</b>  | <b>0</b>  | <b>1</b>    | <b>0</b>   | <b>1</b>   |
| <b>SPONTANEOUS ABORTION RATE</b> | <b>20</b>  | <b>11</b> | <b>9</b>  | <b>19</b>   | <b>6</b>   | <b>13</b>  |
| Age of Mother                    |            |           |           |             |            |            |
| 10-14                            | 0          | 0         | 0         | 0           | 0          | 0          |
| 15-17                            | 4          | 1         | 3         | 1           | 0          | 1          |
| 18-19                            | 2          | 1         | 1         | 2           | 0          | 2          |
| 20-24                            | 4          | 1         | 3         | 7           | 1          | 6          |
| 25-29                            | 6          | 5         | 1         | 6           | 2          | 4          |
| 30-34                            | 2          | 1         | 1         | 1           | 1          | 0          |
| 35-39                            | 2          | 2         | 0         | 2           | 2          | 0          |
| 40-44                            | 0          | 0         | 0         | 0           | 0          | 0          |
| >44                              | 0          | 0         | 0         | 0           | 0          | 0          |
| <b>INDUCED TERMINATION RATE</b>  | <b>27</b>  | <b>11</b> | <b>16</b> | <b>5</b>    | <b>2</b>   | <b>3</b>   |
| Age of Recipient                 |            |           |           |             |            |            |
| 10-14                            | 2          | 1         | 1         | 0           | 0          | 0          |
| 15-17                            | 5          | 1         | 4         | 1           | 0          | 1          |
| 18-19                            | 2          | 0         | 2         | 1           | 1          | 0          |
| 20-24                            | 13         | 6         | 7         | 2           | 1          | 1          |
| 25-29                            | 4          | 2         | 2         | 0           | 0          | 0          |
| 30-34                            | 1          | 1         | 0         | 1           | 0          | 1          |
| 35-39                            | 0          | 0         | 0         | 0           | 0          | 0          |
| 40-44                            | 0          | 0         | 0         | 0           | 0          | 0          |
| >44                              | 0          | 0         | 0         | 0           | 0          | 0          |

## SELECTED VITAL STATISTICS BY RACE, BY CITY, 1989

| ITEM                             | THOMSON |       |       | TIFTON |       |       |
|----------------------------------|---------|-------|-------|--------|-------|-------|
|                                  | NUMBER  |       |       | NUMBER |       |       |
|                                  | Total   | White | Black | Total  | White | Black |
| <b>POPULATION</b>                |         |       |       |        |       |       |
| <b>LIVE BIRTHS</b>               | 132     | 50    | 82    | 373    | 164   | 208   |
| 10-14                            | 2       | 0     | 2     | 5      | 1     | 4     |
| 15-17                            | 11      | 1     | 10    | 48     | 10    | 38    |
| 18-19                            | 20      | 6     | 14    | 57     | 22    | 35    |
| 20-24                            | 44      | 18    | 26    | 107    | 45    | 62    |
| 25-29                            | 31      | 15    | 16    | 98     | 53    | 45    |
| 30-34                            | 17      | 8     | 9     | 45     | 28    | 16    |
| 35-39                            | 6       | 1     | 5     | 11     | 4     | 7     |
| 40-44                            | 1       | 1     | 0     | 1      | 0     | 1     |
| >44                              | 0       | 0     | 0     | 1      | 1     | 0     |
| <b>UNWED MOTHER BIRTH RATE</b>   | 71      | 18    | 53    | 185    | 37    | 148   |
| 10-14                            | 2       | 0     | 2     | 4      | 0     | 4     |
| 15-17                            | 11      | 1     | 10    | 42     | 6     | 36    |
| 18-19                            | 14      | 3     | 11    | 42     | 11    | 31    |
| 20-24                            | 30      | 12    | 18    | 57     | 11    | 46    |
| 25-29                            | 9       | 2     | 7     | 28     | 5     | 23    |
| 30-34                            | 3       | 0     | 3     | 9      | 4     | 5     |
| 35-39                            | 2       | 0     | 2     | 2      | 0     | 2     |
| 40-44                            | 0       | 0     | 0     | 1      | 0     | 1     |
| >44                              | 0       | 0     | 0     | 0      | 0     | 0     |
| <b>% BIRTH WEIGHT (grams)</b>    |         |       |       |        |       |       |
| <500                             | 0       | 0     | 0     | 0      | 0     | 0     |
| 500-1499                         | 4       | 1     | 3     | 6      | 0     | 6     |
| 1500-2499                        | 16      | 6     | 10    | 23     | 7     | 16    |
| 2500-3999                        | 100     | 33    | 67    | 314    | 134   | 179   |
| ≥4000                            | 12      | 10    | 2     | 30     | 23    | 7     |
| <b>% OUT OF HOSPITAL BIRTHS</b>  | 0       | 0     | 0     | 3      | 0     | 3     |
| <b>SPONTANEOUS ABORTION RATE</b> | 3       | 2     | 1     | 5      | 4     | 1     |
| 10-14                            | 0       | 0     | 0     | 0      | 0     | 0     |
| 15-17                            | 0       | 0     | 0     | 1      | 1     | 0     |
| 18-19                            | 1       | 0     | 1     | 0      | 0     | 0     |
| 20-24                            | 1       | 1     | 0     | 2      | 2     | 0     |
| 25-29                            | 1       | 1     | 0     | 0      | 0     | 0     |
| 30-34                            | 0       | 0     | 0     | 1      | 0     | 1     |
| 35-39                            | 0       | 0     | 0     | 1      | 1     | 0     |
| 40-44                            | 0       | 0     | 0     | 0      | 0     | 0     |
| >44                              | 0       | 0     | 0     | 0      | 0     | 0     |
| <b>INDUCED TERMINATION RATE</b>  | 19      | 5     | 14    | 20     | 15    | 5     |
| 10-14                            | 0       | 0     | 0     | 0      | 0     | 0     |
| 15-17                            | 4       | 2     | 2     | 1      | 0     | 1     |
| 18-19                            | 3       | 1     | 2     | 3      | 3     | 0     |
| 20-24                            | 3       | 0     | 3     | 10     | 8     | 2     |
| 25-29                            | 8       | 1     | 7     | 4      | 3     | 1     |
| 30-34                            | 1       | 1     | 0     | 1      | 1     | 0     |
| 35-39                            | 0       | 0     | 0     | 1      | 0     | 1     |
| 40-44                            | 0       | 0     | 0     | 0      | 0     | 0     |
| >44                              | 0       | 0     | 0     | 0      | 0     | 0     |

## SELECTED VITAL STATISTICS BY RACE, BY CITY, 1989

| ITEM                             | TOCCOA     |           |           | UNION CITY |           |           |
|----------------------------------|------------|-----------|-----------|------------|-----------|-----------|
|                                  | NUMBER     |           |           | NUMBER     |           |           |
|                                  | Total      | White     | Black     | Total      | White     | Black     |
| <b>POPULATION</b>                |            |           |           |            |           |           |
| <b>LIVE BIRTHS</b>               | <b>145</b> | <b>97</b> | <b>47</b> | <b>128</b> | <b>55</b> | <b>71</b> |
| Age of Mother                    |            |           |           |            |           |           |
| 10-14                            | 0          | 0         | 0         | 0          | 0         | 0         |
| 15-17                            | 16         | 8         | 7         | 5          | 3         | 2         |
| 18-19                            | 22         | 10        | 12        | 11         | 4         | 7         |
| 20-24                            | 37         | 26        | 11        | 36         | 23        | 12        |
| 25-29                            | 50         | 36        | 14        | 41         | 14        | 26        |
| 30-34                            | 14         | 12        | 2         | 27         | 6         | 21        |
| 35-39                            | 6          | 5         | 1         | 7          | 4         | 3         |
| 40-44                            | 0          | 0         | 0         | 1          | 1         | 0         |
| >44                              | 0          | 0         | 0         | 0          | 0         | 0         |
| <b>UNWED MOTHER BIRTH RATE</b>   | <b>63</b>  | <b>22</b> | <b>41</b> | <b>41</b>  | <b>13</b> | <b>28</b> |
| Age of Mother                    |            |           |           |            |           |           |
| 10-14                            | 0          | 0         | 0         | 0          | 0         | 0         |
| 15-17                            | 9          | 2         | 7         | 4          | 2         | 2         |
| 18-19                            | 14         | 3         | 11        | 8          | 2         | 6         |
| 20-24                            | 19         | 8         | 11        | 14         | 5         | 9         |
| 25-29                            | 18         | 7         | 11        | 8          | 2         | 6         |
| 30-34                            | 2          | 1         | 1         | 6          | 1         | 5         |
| 35-39                            | 1          | 1         | 0         | 1          | 1         | 0         |
| 40-44                            | 0          | 0         | 0         | 0          | 0         | 0         |
| >44                              | 0          | 0         | 0         | 0          | 0         | 0         |
| <b>% BIRTH WEIGHT (grams)</b>    |            |           |           |            |           |           |
| <500                             | 0          | 0         | 0         | 0          | 0         | 0         |
| 500-1499                         | 0          | 0         | 0         | 6          | 1         | 5         |
| 1500-2499                        | 13         | 8         | 5         | 9          | 5         | 4         |
| 2500-3999                        | 112        | 73        | 38        | 103        | 43        | 58        |
| ≥4000                            | 20         | 16        | 4         | 10         | 6         | 4         |
| <b>% OUT OF HOSPITAL BIRTHS</b>  | <b>1</b>   | <b>1</b>  | <b>0</b>  | <b>1</b>   | <b>1</b>  | <b>0</b>  |
| <b>SPONTANEOUS ABORTION RATE</b> | <b>14</b>  | <b>12</b> | <b>2</b>  | <b>9</b>   | <b>4</b>  | <b>5</b>  |
| Age of Mother                    |            |           |           |            |           |           |
| 10-14                            | 0          | 0         | 0         | 0          | 0         | 0         |
| 15-17                            | 2          | 2         | 0         | 0          | 0         | 0         |
| 18-19                            | 1          | 1         | 0         | 0          | 0         | 0         |
| 20-24                            | 9          | 7         | 2         | 5          | 3         | 2         |
| 25-29                            | 1          | 1         | 0         | 2          | 0         | 2         |
| 30-34                            | 1          | 1         | 0         | 2          | 1         | 1         |
| 35-39                            | 0          | 0         | 0         | 0          | 0         | 0         |
| 40-44                            | 0          | 0         | 0         | 0          | 0         | 0         |
| >44                              | 0          | 0         | 0         | 0          | 0         | 0         |
| <b>INDUCED TERMINATION RATE</b>  | <b>21</b>  | <b>17</b> | <b>2</b>  | <b>69</b>  | <b>16</b> | <b>51</b> |
| Age of Recipient                 |            |           |           |            |           |           |
| 10-14                            | 0          | 0         | 0         | 1          | 1         | 0         |
| 15-17                            | 5          | 5         | 0         | 3          | 1         | 2         |
| 18-19                            | 3          | 3         | 0         | 7          | 0         | 7         |
| 20-24                            | 5          | 4         | 0         | 26         | 10        | 15        |
| 25-29                            | 4          | 3         | 1         | 16         | 2         | 14        |
| 30-34                            | 3          | 2         | 0         | 8          | 0         | 8         |
| 35-39                            | 1          | 0         | 1         | 6          | 0         | 5         |
| 40-44                            | 0          | 0         | 0         | 2          | 2         | 0         |
| >44                              | 0          | 0         | 0         | 0          | 0         | 0         |

## SELECTED VITAL STATISTICS BY RACE, BY CITY, 1989

| ITEM                             | VALDOSTA   |            |            | VIDALIA    |           |           |
|----------------------------------|------------|------------|------------|------------|-----------|-----------|
|                                  | NUMBER     |            |            | NUMBER     |           |           |
|                                  | Total      | White      | Black      | Total      | White     | Black     |
| <b>POPULATION</b>                |            |            |            |            |           |           |
| <b>LIVE BIRTHS</b>               | <b>858</b> | <b>377</b> | <b>471</b> | <b>173</b> | <b>94</b> | <b>79</b> |
| Age of Mother                    |            |            |            |            |           |           |
| 10-14                            | 10         | 1          | 9          | 2          | 1         | 1         |
| 15-17                            | 67         | 14         | 53         | 19         | 3         | 16        |
| 18-19                            | 85         | 26         | 59         | 18         | 9         | 9         |
| 20-24                            | 293        | 115        | 176        | 49         | 19        | 30        |
| 25-29                            | 242        | 128        | 109        | 43         | 29        | 14        |
| 30-34                            | 117        | 63         | 51         | 30         | 24        | 6         |
| 35-39                            | 37         | 26         | 11         | 12         | 9         | 3         |
| 40-44                            | 7          | 4          | 3          | 0          | 0         | 0         |
| >44                              | 0          | 0          | 0          | 0          | 0         | 0         |
| <b>UNWED MOTHER BIRTH RATE</b>   | <b>345</b> | <b>42</b>  | <b>303</b> | <b>66</b>  | <b>12</b> | <b>54</b> |
| Age of Mother                    |            |            |            |            |           |           |
| 10-14                            | 10         | 1          | 9          | 1          | 0         | 1         |
| 15-17                            | 57         | 6          | 51         | 18         | 2         | 16        |
| 18-19                            | 63         | 10         | 53         | 11         | 3         | 8         |
| 20-24                            | 126        | 14         | 112        | 24         | 4         | 20        |
| 25-29                            | 65         | 9          | 56         | 7          | 2         | 5         |
| 30-34                            | 19         | 1          | 18         | 4          | 1         | 3         |
| 35-39                            | 4          | 1          | 3          | 1          | 0         | 1         |
| 40-44                            | 1          | 0          | 1          | 0          | 0         | 0         |
| >44                              | 0          | 0          | 0          | 0          | 0         | 0         |
| <b>% BIRTH WEIGHT (grams)</b>    |            |            |            |            |           |           |
| <500                             | 1          | 0          | 1          | 0          | 0         | 0         |
| 500-1499                         | 16         | 5          | 11         | 2          | 0         | 2         |
| 1500-2499                        | 68         | 10         | 58         | 12         | 2         | 10        |
| 2500-3999                        | 711        | 320        | 381        | 144        | 81        | 63        |
| ≥4000                            | 62         | 42         | 20         | 15         | 11        | 4         |
| <b>% OUT OF HOSPITAL BIRTHS</b>  | <b>6</b>   | <b>2</b>   | <b>4</b>   | <b>1</b>   | <b>0</b>  | <b>1</b>  |
| <b>SPONTANEOUS ABORTION RATE</b> | <b>76</b>  | <b>42</b>  | <b>33</b>  | <b>16</b>  | <b>7</b>  | <b>9</b>  |
| Age of Mother                    |            |            |            |            |           |           |
| 10-14                            | 1          | 0          | 1          | 0          | 0         | 0         |
| 15-17                            | 2          | 0          | 2          | 0          | 0         | 0         |
| 18-19                            | 6          | 2          | 4          | 3          | 0         | 3         |
| 20-24                            | 25         | 10         | 15         | 7          | 3         | 4         |
| 25-29                            | 24         | 18         | 5          | 4          | 2         | 2         |
| 30-34                            | 9          | 5          | 4          | 1          | 1         | 0         |
| 35-39                            | 8          | 6          | 2          | 1          | 1         | 0         |
| 40-44                            | 0          | 0          | 0          | 0          | 0         | 0         |
| >44                              | 1          | 1          | 0          | 0          | 0         | 0         |
| <b>INDUCED TERMINATION RATE</b>  | <b>11</b>  | <b>7</b>   | <b>4</b>   | <b>38</b>  | <b>23</b> | <b>14</b> |
| Age of Recipient                 |            |            |            |            |           |           |
| 10-14                            | 0          | 0          | 0          | 0          | 0         | 0         |
| 15-17                            | 0          | 0          | 0          | 6          | 1         | 5         |
| 18-19                            | 1          | 1          | 0          | 8          | 7         | 0         |
| 20-24                            | 8          | 4          | 4          | 10         | 6         | 4         |
| 25-29                            | 1          | 1          | 0          | 7          | 5         | 2         |
| 30-34                            | 1          | 1          | 0          | 5          | 3         | 2         |
| 35-39                            | 0          | 0          | 0          | 1          | 1         | 0         |
| 40-44                            | 0          | 0          | 0          | 1          | 0         | 1         |
| >44                              | 0          | 0          | 0          | 0          | 0         | 0         |

## SELECTED VITAL STATISTICS BY RACE, BY CITY, 1989

| ITEM                             | VIENNA    |           |           | VILLA RICA |           |           |
|----------------------------------|-----------|-----------|-----------|------------|-----------|-----------|
|                                  | NUMBER    |           |           | NUMBER     |           |           |
|                                  | Total     | White     | Black     | Total      | White     | Black     |
| <b>POPULATION</b>                |           |           |           |            |           |           |
| <b>LIVE BIRTHS</b>               | <b>61</b> | <b>10</b> | <b>51</b> | <b>99</b>  | <b>75</b> | <b>22</b> |
| Age of Mother                    |           |           |           |            |           |           |
| 10-14                            | 2         | 0         | 2         | 0          | 0         | 0         |
| 15-17                            | 6         | 0         | 6         | 8          | 8         | 0         |
| 18-19                            | 10        | 1         | 9         | 18         | 10        | 8         |
| 20-24                            | 18        | 5         | 13        | 38         | 29        | 9         |
| 25-29                            | 17        | 3         | 14        | 18         | 16        | 1         |
| 30-34                            | 6         | 1         | 5         | 15         | 10        | 4         |
| 35-39                            | 2         | 0         | 2         | 2          | 2         | 0         |
| 40-44                            | 0         | 0         | 0         | 0          | 0         | 0         |
| >44                              | 0         | 0         | 0         | 0          | 0         | 0         |
| <b>UNWED MOTHER BIRTH RATE</b>   | <b>30</b> | <b>1</b>  | <b>29</b> | <b>34</b>  | <b>16</b> | <b>18</b> |
| Age of Mother                    |           |           |           |            |           |           |
| 10-14                            | 2         | 0         | 2         | 0          | 0         | 0         |
| 15-17                            | 6         | 0         | 6         | 5          | 5         | 0         |
| 18-19                            | 8         | 1         | 7         | 13         | 5         | 8         |
| 20-24                            | 9         | 0         | 9         | 7          | 2         | 5         |
| 25-29                            | 4         | 0         | 4         | 2          | 1         | 1         |
| 30-34                            | 0         | 0         | 0         | 6          | 2         | 4         |
| 35-39                            | 1         | 0         | 1         | 1          | 1         | 0         |
| 40-44                            | 0         | 0         | 0         | 0          | 0         | 0         |
| >44                              | 0         | 0         | 0         | 0          | 0         | 0         |
| <b>% BIRTH WEIGHT (grams)</b>    |           |           |           |            |           |           |
| <500                             | 0         | 0         | 0         | 1          | 0         | 1         |
| 500-1499                         | 4         | 0         | 4         | 1          | 0         | 1         |
| 1500-2499                        | 6         | 0         | 6         | 10         | 8         | 2         |
| 2500-3999                        | 49        | 9         | 40        | 78         | 58        | 18        |
| ≥4000                            | 2         | 1         | 1         | 9          | 9         | 0         |
| <b>% OUT OF HOSPITAL BIRTHS</b>  | <b>1</b>  | <b>0</b>  | <b>1</b>  | <b>0</b>   | <b>0</b>  | <b>0</b>  |
| <b>SPONTANEOUS ABORTION RATE</b> | <b>2</b>  | <b>1</b>  | <b>1</b>  | <b>13</b>  | <b>7</b>  | <b>6</b>  |
| Age of Mother                    |           |           |           |            |           |           |
| 10-14                            | 0         | 0         | 0         | 0          | 0         | 0         |
| 15-17                            | 1         | 0         | 1         | 0          | 0         | 0         |
| 18-19                            | 0         | 0         | 0         | 4          | 1         | 3         |
| 20-24                            | 1         | 1         | 0         | 5          | 2         | 3         |
| 25-29                            | 0         | 0         | 0         | 0          | 0         | 0         |
| 30-34                            | 0         | 0         | 0         | 3          | 3         | 0         |
| 35-39                            | 0         | 0         | 0         | 1          | 1         | 0         |
| 40-44                            | 0         | 0         | 0         | 0          | 0         | 0         |
| >44                              | 0         | 0         | 0         | 0          | 0         | 0         |
| <b>INDUCED TERMINATION RATE</b>  | <b>7</b>  | <b>2</b>  | <b>5</b>  | <b>9</b>   | <b>8</b>  | <b>0</b>  |
| Age of Recipient                 |           |           |           |            |           |           |
| 10-14                            | 0         | 0         | 0         | 0          | 0         | 0         |
| 15-17                            | 2         | 0         | 2         | 0          | 0         | 0         |
| 18-19                            | 0         | 0         | 0         | 2          | 2         | 0         |
| 20-24                            | 2         | 1         | 1         | 5          | 4         | 0         |
| 25-29                            | 2         | 0         | 2         | 0          | 0         | 0         |
| 30-34                            | 0         | 0         | 0         | 2          | 2         | 0         |
| 35-39                            | 1         | 1         | 0         | 0          | 0         | 0         |
| 40-44                            | 0         | 0         | 0         | 0          | 0         | 0         |
| >44                              | 0         | 0         | 0         | 0          | 0         | 0         |

## SELECTED VITAL STATISTICS BY RACE, BY CITY, 1989

| ITEM                             | WARNER ROBINS |            |            | WASHINGTON |           |           |
|----------------------------------|---------------|------------|------------|------------|-----------|-----------|
|                                  | NUMBER        |            |            | NUMBER     |           |           |
|                                  | Total         | White      | Black      | Total      | White     | Black     |
| <b>POPULATION</b>                |               |            |            |            |           |           |
| <b>LIVE BIRTHS</b>               | <b>766</b>    | <b>475</b> | <b>280</b> | <b>46</b>  | <b>13</b> | <b>33</b> |
| 10-14                            | 2             | 0          | 2          | 1          | 0         | 1         |
| 15-17                            | 50            | 17         | 33         | 6          | 0         | 6         |
| 18-19                            | 82            | 50         | 31         | 6          | 1         | 5         |
| Age of Mother                    |               |            |            |            |           |           |
| 20-24                            | 250           | 140        | 107        | 19         | 4         | 15        |
| 25-29                            | 236           | 165        | 68         | 9          | 3         | 6         |
| 30-34                            | 123           | 85         | 35         | 5          | 5         | 0         |
| 35-39                            | 22            | 17         | 4          | 0          | 0         | 0         |
| 40-44                            | 1             | 1          | 0          | 0          | 0         | 0         |
| >44                              | 0             | 0          | 0          | 0          | 0         | 0         |
| <b>UNWED MOTHER BIRTH RATE</b>   | <b>252</b>    | <b>76</b>  | <b>175</b> | <b>24</b>  | <b>0</b>  | <b>24</b> |
| 10-14                            | 2             | 0          | 2          | 1          | 0         | 1         |
| 15-17                            | 40            | 10         | 30         | 6          | 0         | 6         |
| 18-19                            | 55            | 26         | 28         | 5          | 0         | 5         |
| Age of Mother                    |               |            |            |            |           |           |
| 20-24                            | 96            | 22         | 74         | 8          | 0         | 8         |
| 25-29                            | 41            | 14         | 27         | 4          | 0         | 4         |
| 30-34                            | 15            | 2          | 13         | 0          | 0         | 0         |
| 35-39                            | 3             | 2          | 1          | 0          | 0         | 0         |
| 40-44                            | 0             | 0          | 0          | 0          | 0         | 0         |
| >44                              | 0             | 0          | 0          | 0          | 0         | 0         |
| <b>% BIRTH WEIGHT (grams)</b>    |               |            |            |            |           |           |
| <500                             | 0             | 0          | 0          | 0          | 0         | 0         |
| 500-1499                         | 13            | 4          | 9          | 2          | 0         | 2         |
| 1500-2499                        | 57            | 28         | 29         | 4          | 1         | 3         |
| 2500-3999                        | 608           | 375        | 223        | 37         | 12        | 25        |
| ≥4000                            | 88            | 68         | 19         | 3          | 0         | 3         |
| <b>% OUT OF HOSPITAL BIRTHS</b>  | <b>1</b>      | <b>0</b>   | <b>1</b>   | <b>1</b>   | <b>0</b>  | <b>1</b>  |
| <b>SPONTANEOUS ABORTION RATE</b> | <b>78</b>     | <b>46</b>  | <b>30</b>  | <b>5</b>   | <b>3</b>  | <b>2</b>  |
| 10-14                            | 0             | 0          | 0          | 0          | 0         | 0         |
| 15-17                            | 4             | 2          | 2          | 0          | 0         | 0         |
| 18-19                            | 5             | 3          | 2          | 1          | 0         | 1         |
| Age of Mother                    |               |            |            |            |           |           |
| 20-24                            | 17            | 12         | 5          | 1          | 0         | 1         |
| 25-29                            | 29            | 14         | 14         | 1          | 1         | 0         |
| 30-34                            | 17            | 12         | 4          | 1          | 1         | 0         |
| 35-39                            | 4             | 2          | 2          | 0          | 0         | 0         |
| 40-44                            | 2             | 1          | 1          | 1          | 1         | 0         |
| >44                              | 0             | 0          | 0          | 0          | 0         | 0         |
| <b>INDUCED TERMINATION RATE</b>  | <b>98</b>     | <b>71</b>  | <b>19</b>  | <b>17</b>  | <b>6</b>  | <b>11</b> |
| 10-14                            | 1             | 0          | 1          | 0          | 0         | 0         |
| 15-17                            | 8             | 8          | 0          | 4          | 1         | 3         |
| 18-19                            | 12            | 11         | 0          | 1          | 1         | 0         |
| Age of Recipient                 |               |            |            |            |           |           |
| 20-24                            | 27            | 21         | 5          | 9          | 3         | 6         |
| 25-29                            | 29            | 20         | 8          | 2          | 0         | 2         |
| 30-34                            | 13            | 8          | 3          | 0          | 0         | 0         |
| 35-39                            | 4             | 2          | 2          | 1          | 1         | 0         |
| 40-44                            | 4             | 1          | 0          | 0          | 0         | 0         |
| >44                              | 0             | 0          | 0          | 0          | 0         | 0         |

## SELECTED VITAL STATISTICS BY RACE, BY CITY, 1989

| ITEM                             | WAYCROSS   |            |            | WAYNESBORO |           |            |
|----------------------------------|------------|------------|------------|------------|-----------|------------|
|                                  | NUMBER     |            |            | NUMBER     |           |            |
|                                  | Total      | White      | Black      | Total      | White     | Black      |
| <b>POPULATION</b>                |            |            |            |            |           |            |
| <b>LIVE BIRTHS</b>               | <b>305</b> | <b>108</b> | <b>197</b> | <b>140</b> | <b>27</b> | <b>113</b> |
| 10-14                            | 5          | 1          | 4          | 0          | 0         | 0          |
| 15-17                            | 28         | 6          | 22         | 17         | 1         | 16         |
| 18-19                            | 46         | 16         | 30         | 18         | 5         | 13         |
| 20-24                            | 114        | 32         | 82         | 47         | 5         | 42         |
| 25-29                            | 62         | 30         | 32         | 33         | 11        | 22         |
| 30-34                            | 33         | 15         | 18         | 24         | 5         | 19         |
| 35-39                            | 13         | 8          | 5          | 1          | 0         | 1          |
| 40-44                            | 4          | 0          | 4          | 0          | 0         | 0          |
| >44                              | 0          | 0          | 0          | 0          | 0         | 0          |
| <b>UNWED MOTHER BIRTH RATE</b>   | <b>155</b> | <b>17</b>  | <b>138</b> | <b>102</b> | <b>5</b>  | <b>97</b>  |
| 10-14                            | 5          | 1          | 4          | 0          | 0         | 0          |
| 15-17                            | 25         | 3          | 22         | 16         | 0         | 16         |
| 18-19                            | 30         | 2          | 28         | 13         | 2         | 11         |
| 20-24                            | 67         | 6          | 61         | 40         | 2         | 38         |
| 25-29                            | 17         | 4          | 13         | 17         | 1         | 16         |
| 30-34                            | 6          | 0          | 6          | 16         | 0         | 16         |
| 35-39                            | 3          | 1          | 2          | 0          | 0         | 0          |
| 40-44                            | 2          | 0          | 2          | 0          | 0         | 0          |
| >44                              | 0          | 0          | 0          | 0          | 0         | 0          |
| <b>% BIRTH WEIGHT (grams)</b>    |            |            |            |            |           |            |
| <500                             | 1          | 0          | 1          | 1          | 0         | 1          |
| 500-1499                         | 4          | 0          | 4          | 2          | 0         | 2          |
| 1500-2499                        | 27         | 3          | 24         | 15         | 0         | 15         |
| 2500-3999                        | 251        | 91         | 160        | 115        | 23        | 92         |
| ≥4000                            | 22         | 14         | 8          | 7          | 4         | 3          |
| <b>% OUT OF HOSPITAL BIRTHS</b>  | <b>3</b>   | <b>0</b>   | <b>3</b>   | <b>0</b>   | <b>0</b>  | <b>0</b>   |
| <b>SPONTANEOUS ABORTION RATE</b> | <b>40</b>  | <b>22</b>  | <b>18</b>  | <b>2</b>   | <b>0</b>  | <b>2</b>   |
| 10-14                            | 1          | 0          | 1          | 0          | 0         | 0          |
| 15-17                            | 6          | 4          | 2          | 0          | 0         | 0          |
| 18-19                            | 9          | 5          | 4          | 0          | 0         | 0          |
| 20-24                            | 8          | 3          | 5          | 1          | 0         | 1          |
| 25-29                            | 6          | 4          | 2          | 0          | 0         | 0          |
| 30-34                            | 6          | 3          | 3          | 1          | 0         | 1          |
| 35-39                            | 3          | 2          | 1          | 0          | 0         | 0          |
| 40-44                            | 1          | 1          | 0          | 0          | 0         | 0          |
| >44                              | 0          | 0          | 0          | 0          | 0         | 0          |
| <b>INDUCED TERMINATION RATE</b>  | <b>3</b>   | <b>2</b>   | <b>1</b>   | <b>19</b>  | <b>6</b>  | <b>13</b>  |
| 10-14                            | 0          | 0          | 0          | 0          | 0         | 0          |
| 15-17                            | 1          | 1          | 0          | 4          | 1         | 3          |
| 18-19                            | 1          | 1          | 0          | 3          | 1         | 2          |
| 20-24                            | 0          | 0          | 0          | 4          | 1         | 3          |
| 25-29                            | 0          | 0          | 0          | 3          | 1         | 2          |
| 30-34                            | 0          | 0          | 0          | 2          | 0         | 2          |
| 35-39                            | 1          | 0          | 1          | 3          | 2         | 1          |
| 40-44                            | 0          | 0          | 0          | 0          | 0         | 0          |
| >44                              | 0          | 0          | 0          | 0          | 0         | 0          |




## SELECTED VITAL STATISTICS BY RACE, BY CITY, 1989

| ITEM                             | WEST POINT |           |           | WINDER     |            |           |
|----------------------------------|------------|-----------|-----------|------------|------------|-----------|
|                                  | NUMBER     |           |           | NUMBER     |            |           |
|                                  | Total      | White     | Black     | Total      | White      | Black     |
| <b>POPULATION</b>                |            |           |           |            |            |           |
| <b>LIVE BIRTHS</b>               | <b>62</b>  | <b>23</b> | <b>38</b> | <b>159</b> | <b>124</b> | <b>35</b> |
| 10-14                            | 1          | 0         | 1         | 2          | 1          | 1         |
| 15-17                            | 3          | 0         | 3         | 12         | 8          | 4         |
| 18-19                            | 5          | 3         | 2         | 27         | 20         | 7         |
| Age of Mother                    |            |           |           |            |            |           |
| 20-24                            | 24         | 6         | 18        | 48         | 33         | 15        |
| 25-29                            | 18         | 8         | 9         | 32         | 27         | 5         |
| 30-34                            | 8          | 3         | 5         | 29         | 26         | 3         |
| 35-39                            | 3          | 3         | 0         | 8          | 8          | 0         |
| 40-44                            | 0          | 0         | 0         | 1          | 1          | 0         |
| >44                              | 0          | 0         | 0         | 0          | 0          | 0         |
| <b>UNWED MOTHER BIRTH RATE</b>   | <b>26</b>  | <b>5</b>  | <b>21</b> | <b>47</b>  | <b>20</b>  | <b>27</b> |
| 10-14                            | 1          | 0         | 1         | 2          | 1          | 1         |
| 15-17                            | 3          | 0         | 3         | 9          | 5          | 4         |
| 18-19                            | 2          | 1         | 1         | 10         | 4          | 6         |
| Age of Mother                    |            |           |           |            |            |           |
| 20-24                            | 11         | 2         | 9         | 19         | 6          | 13        |
| 25-29                            | 6          | 2         | 4         | 6          | 4          | 2         |
| 30-34                            | 3          | 0         | 3         | 1          | 0          | 1         |
| 35-39                            | 0          | 0         | 0         | 0          | 0          | 0         |
| 40-44                            | 0          | 0         | 0         | 0          | 0          | 0         |
| >44                              | 0          | 0         | 0         | 0          | 0          | 0         |
| <b>% BIRTH WEIGHT (grams)</b>    |            |           |           |            |            |           |
| <500                             | 0          | 0         | 0         | 0          | 0          | 0         |
| 500-1499                         | 1          | 0         | 1         | 2          | 1          | 1         |
| 1500-2499                        | 1          | 1         | 0         | 12         | 9          | 3         |
| 2500-3999                        | 53         | 17        | 35        | 127        | 97         | 30        |
| ≥4000                            | 7          | 5         | 2         | 18         | 17         | 1         |
| <b>% OUT OF HOSPITAL BIRTHS</b>  | <b>0</b>   | <b>0</b>  | <b>0</b>  | <b>2</b>   | <b>0</b>   | <b>2</b>  |
| <b>SPONTANEOUS ABORTION RATE</b> | <b>1</b>   | <b>0</b>  | <b>1</b>  | <b>8</b>   | <b>7</b>   | <b>1</b>  |
| 10-14                            | 0          | 0         | 0         | 0          | 0          | 0         |
| 15-17                            | 0          | 0         | 0         | 1          | 1          | 0         |
| 18-19                            | 0          | 0         | 0         | 2          | 2          | 0         |
| Age of Mother                    |            |           |           |            |            |           |
| 20-24                            | 1          | 0         | 1         | 2          | 2          | 0         |
| 25-29                            | 0          | 0         | 0         | 3          | 2          | 1         |
| 30-34                            | 0          | 0         | 0         | 0          | 0          | 0         |
| 35-39                            | 0          | 0         | 0         | 0          | 0          | 0         |
| 40-44                            | 0          | 0         | 0         | 0          | 0          | 0         |
| >44                              | 0          | 0         | 0         | 0          | 0          | 0         |
| <b>INDUCED TERMINATION RATE</b>  | <b>9</b>   | <b>2</b>  | <b>7</b>  | <b>30</b>  | <b>26</b>  | <b>4</b>  |
| 10-14                            | 0          | 0         | 0         | 0          | 0          | 0         |
| 15-17                            | 3          | 1         | 2         | 4          | 4          | 0         |
| 18-19                            | 2          | 1         | 1         | 2          | 2          | 0         |
| Age of Recipient                 |            |           |           |            |            |           |
| 20-24                            | 0          | 0         | 0         | 9          | 7          | 2         |
| 25-29                            | 3          | 0         | 3         | 6          | 5          | 1         |
| 30-34                            | 1          | 0         | 1         | 6          | 5          | 1         |
| 35-39                            | 0          | 0         | 0         | 2          | 2          | 0         |
| 40-44                            | 0          | 0         | 0         | 1          | 1          | 0         |
| >44                              | 0          | 0         | 0         | 0          | 0          | 0         |

## SELECTED VITAL STATISTICS BY RACE, BY CITY, 1989

| ITEM                             | WOODSTOCK  |            |          | OUTSIDE CITY |              |              |
|----------------------------------|------------|------------|----------|--------------|--------------|--------------|
|                                  | NUMBER     |            |          | NUMBER       |              |              |
|                                  | Total      | White      | Black    | Total        | White        | Black        |
| <b>POPULATION</b>                |            |            |          |              |              |              |
| <b>LIVE BIRTHS</b>               | <b>197</b> | <b>191</b> | <b>5</b> | <b>58217</b> | <b>45959</b> | <b>11554</b> |
| 10-14                            | 0          | 0          | 0        | 177          | 86           | 90           |
| 15-17                            | 4          | 4          | 0        | 2890         | 1942         | 934          |
| 18-19                            | 9          | 9          | 0        | 5054         | 3666         | 1365         |
| Age of Mother                    |            |            |          |              |              |              |
| 20-24                            | 52         | 49         | 2        | 16796        | 12896        | 3761         |
| 25-29                            | 74         | 72         | 2        | 18126        | 14803        | 3058         |
| 30-34                            | 40         | 40         | 0        | 11040        | 9265         | 1595         |
| 35-39                            | 16         | 15         | 1        | 3648         | 2928         | 649          |
| 40-44                            | 2          | 2          | 0        | 467          | 358          | 98           |
| >44                              | 0          | 0          | 0        | 19           | 15           | 4            |
| <b>UNWED MOTHER BIRTH RATE</b>   | <b>23</b>  | <b>20</b>  | <b>3</b> | <b>11932</b> | <b>5536</b>  | <b>6349</b>  |
| 10-14                            | 0          | 0          | 0        | 151          | 61           | 89           |
| 15-17                            | 2          | 2          | 0        | 1851         | 946          | 899          |
| 18-19                            | 5          | 5          | 0        | 2418         | 1217         | 1197         |
| Age of Mother                    |            |            |          |              |              |              |
| 20-24                            | 7          | 6          | 1        | 4287         | 1904         | 2363         |
| 25-29                            | 7          | 6          | 1        | 1993         | 854          | 1130         |
| 30-34                            | 0          | 0          | 0        | 895          | 417          | 475          |
| 35-39                            | 2          | 1          | 1        | 287          | 118          | 166          |
| 40-44                            | 0          | 0          | 0        | 47           | 18           | 28           |
| >44                              | 0          | 0          | 0        | 3            | 1            | 2            |
| <b>% BIRTH WEIGHT (grams)</b>    |            |            |          |              |              |              |
| <500                             | 0          | 0          | 0        | 86           | 42           | 43           |
| 500-1499                         | 4          | 3          | 1        | 673          | 379          | 289          |
| 1500-2499                        | 7          | 6          | 1        | 3330         | 2186         | 1119         |
| 2500-3999                        | 164        | 160        | 3        | 47796        | 37676        | 9492         |
| ≥4000                            | 22         | 22         | 0        | 6332         | 5676         | 611          |
| <b>% OUT OF HOSPITAL BIRTHS</b>  | <b>1</b>   | <b>1</b>   | <b>0</b> | <b>418</b>   | <b>292</b>   | <b>117</b>   |
| <b>SPONTANEOUS ABORTION RATE</b> | <b>8</b>   | <b>8</b>   | <b>0</b> | <b>4579</b>  | <b>3365</b>  | <b>1089</b>  |
| 10-14                            | 0          | 0          | 0        | 21           | 12           | 9            |
| 15-17                            | 0          | 0          | 0        | 194          | 132          | 58           |
| 18-19                            | 0          | 0          | 0        | 339          | 236          | 98           |
| Age of Mother                    |            |            |          |              |              |              |
| 20-24                            | 1          | 1          | 0        | 1147         | 834          | 286          |
| 25-29                            | 4          | 4          | 0        | 1296         | 983          | 277          |
| 30-34                            | 3          | 3          | 0        | 953          | 695          | 227          |
| 35-39                            | 0          | 0          | 0        | 485          | 367          | 107          |
| 40-44                            | 0          | 0          | 0        | 138          | 103          | 26           |
| >44                              | 0          | 0          | 0        | 6            | 3            | 1            |
| <b>INDUCED TERMINATION RATE</b>  | <b>64</b>  | <b>61</b>  | <b>0</b> | <b>16711</b> | <b>10777</b> | <b>5305</b>  |
| 10-14                            | 0          | 0          | 0        | 179          | 77           | 101          |
| 15-17                            | 7          | 7          | 0        | 1615         | 1100         | 491          |
| 18-19                            | 5          | 5          | 0        | 2319         | 1671         | 592          |
| Age of Recipient                 |            |            |          |              |              |              |
| 20-24                            | 20         | 19         | 0        | 5155         | 3340         | 1665         |
| 25-29                            | 14         | 12         | 0        | 3763         | 2288         | 1301         |
| 30-34                            | 12         | 12         | 0        | 2247         | 1390         | 736          |
| 35-39                            | 5          | 5          | 0        | 1150         | 710          | 353          |
| 40-44                            | 1          | 1          | 0        | 266          | 191          | 59           |
| >44                              | 0          | 0          | 0        | 17           | 10           | 7            |

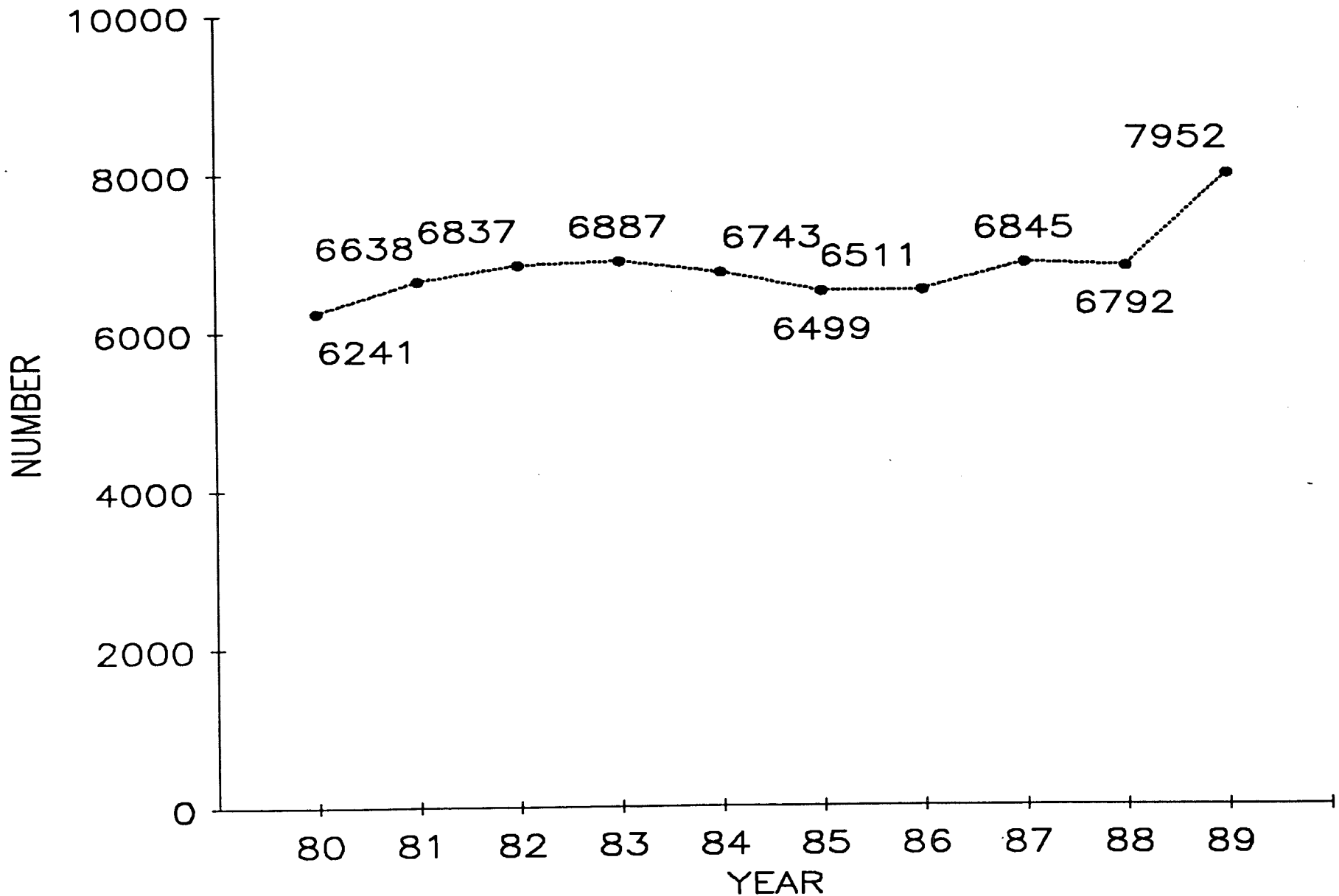





## HISPANIC VITAL STATISTICS BY RACE, STATE OF GEORGIA, 1989

| ITEM                             |        |       |       |       |       |       |
|----------------------------------|--------|-------|-------|-------|-------|-------|
|                                  | NUMBER |       |       | RATE  |       |       |
|                                  | Total  | White | Black | Total | White | Black |
| <b>POPULATION</b>                |        |       |       |       |       |       |
| <b>LIVE BIRTHS</b>               | 2566   | 2375  | 144   | 0.0   | 0.0   | 0.0   |
| 10-14                            | 7      | 7     | 0     | 0.0   | 0.0   | 0.0   |
| 15-17                            | 112    | 109   | 3     | 0.0   | 0.0   | 0.0   |
| 18-19                            | 253    | 234   | 16    | 0.0   | 0.0   | 0.0   |
| Age of Mother                    |        |       |       |       |       |       |
| 20-24                            | 819    | 764   | 41    | 0.0   | 0.0   | 0.0   |
| 25-29                            | 741    | 687   | 39    | 0.0   | 0.0   | 0.0   |
| 30-34                            | 445    | 403   | 30    | 0.0   | 0.0   | 0.0   |
| 35-39                            | 165    | 148   | 14    | 0.0   | 0.0   | 0.0   |
| 40-44                            | 23     | 22    | 1     | 0.0   | 0.0   | 0.0   |
| >44                              | 1      | 1     | 0     | 0.0   | 0.0   | 0.0   |
| <b>UNWED MOTHER BIRTH RATE</b>   | 563    | 514   | 45    | 0.0   | 0.0   | 0.0   |
| 10-14                            | 4      | 4     | 0     | 0.0   | 0.0   | 0.0   |
| 15-17                            | 71     | 69    | 2     | 0.0   | 0.0   | 0.0   |
| 18-19                            | 96     | 85    | 10    | 0.0   | 0.0   | 0.0   |
| Age of Mother                    |        |       |       |       |       |       |
| 20-24                            | 194    | 178   | 16    | 0.0   | 0.0   | 0.0   |
| 25-29                            | 115    | 104   | 10    | 0.0   | 0.0   | 0.0   |
| 30-34                            | 58     | 51    | 6     | 0.0   | 0.0   | 0.0   |
| 35-39                            | 24     | 22    | 1     | 0.0   | 0.0   | 0.0   |
| 40-44                            | 1      | 1     | 0     | 0.0   | 0.0   | 0.0   |
| >44                              | 0      | 0     | 0     | 0.0   | 0.0   | 0.0   |
| <b>% BIRTH WEIGHT (grams)</b>    |        |       |       |       |       |       |
| <500                             | 2      | 1     | 1     | 0.0   | 0.0   | 0.0   |
| 500-1499                         | 21     | 19    | 2     | 0.0   | 0.0   | 0.0   |
| 1500-2499                        | 103    | 92    | 11    | 0.0   | 0.0   | 0.0   |
| 2500-3999                        | 2189   | 2028  | 118   | 0.0   | 0.0   | 0.0   |
| ≥4000                            | 251    | 235   | 12    | 0.0   | 0.0   | 0.0   |
| <b>% OUT OF HOSPITAL BIRTHS</b>  | 19     | 18    | 1     | 0.0   | 0.0   | 0.0   |
| <b>SPONTANEOUS ABORTION RATE</b> | 58     | 48    | 3     | 0.0   | 0.0   | 0.0   |
| 10-14                            | 0      | 0     | 0     | 0.0   | 0.0   | 0.0   |
| 15-17                            | 3      | 3     | 0     | 0.0   | 0.0   | 0.0   |
| 18-19                            | 14     | 12    | 1     | 0.0   | 0.0   | 0.0   |
| Age of Mother                    |        |       |       |       |       |       |
| 20-24                            | 16     | 14    | 1     | 0.0   | 0.0   | 0.0   |
| 25-29                            | 14     | 12    | 1     | 0.0   | 0.0   | 0.0   |
| 30-34                            | 8      | 5     | 0     | 0.0   | 0.0   | 0.0   |
| 35-39                            | 3      | 2     | 0     | 0.0   | 0.0   | 0.0   |
| 40-44                            | 0      | 0     | 0     | 0.0   | 0.0   | 0.0   |
| >44                              | 0      | 0     | 0     | 0.0   | 0.0   | 0.0   |
| <b>INDUCED TERMINATION RATE</b>  | 286    | 221   | 21    | 0.0   | 0.0   | 0.0   |
| 10-14                            | 3      | 3     | 0     | 0.0   | 0.0   | 0.0   |
| 15-17                            | 10     | 7     | 1     | 0.0   | 0.0   | 0.0   |
| 18-19                            | 31     | 26    | 2     | 0.0   | 0.0   | 0.0   |
| Age of Recipient                 |        |       |       |       |       |       |
| 20-24                            | 89     | 70    | 7     | 0.0   | 0.0   | 0.0   |
| 25-29                            | 82     | 60    | 4     | 0.0   | 0.0   | 0.0   |
| 30-34                            | 45     | 37    | 3     | 0.0   | 0.0   | 0.0   |
| 35-39                            | 20     | 13    | 4     | 0.0   | 0.0   | 0.0   |
| 40-44                            | 5      | 4     | 0     | 0.0   | 0.0   | 0.0   |
| >44                              | 1      | 1     | 0     | 0.0   | 0.0   | 0.0   |

# NUMBER OF SPONTANEOUS ABORTIONS 1980 - 1989









## HISPANIC VITAL STATISTICS BY RACE, BY DHR HEALTH DISTRICT, 1989

| ITEM                             | ROME (1-1) |       |       |       |       |       |
|----------------------------------|------------|-------|-------|-------|-------|-------|
|                                  | NUMBER     |       |       | RATE  |       |       |
|                                  | Total      | White | Black | Total | White | Black |
| <b>POPULATION</b>                |            |       |       |       |       |       |
| <b>LIVE BIRTHS</b>               | 71         | 68    | 3     | 0.0   | 0.0   | 0.0   |
| 10-14                            | 0          | 0     | 0     | 0.0   | 0.0   | 0.0   |
| 15-17                            | 4          | 4     | 0     | 0.0   | 0.0   | 0.0   |
| 18-19                            | 6          | 6     | 0     | 0.0   | 0.0   | 0.0   |
| Age of Mother                    |            |       |       |       |       |       |
| 20-24                            | 27         | 27    | 0     | 0.0   | 0.0   | 0.0   |
| 25-29                            | 16         | 14    | 2     | 0.0   | 0.0   | 0.0   |
| 30-34                            | 15         | 14    | 1     | 0.0   | 0.0   | 0.0   |
| 35-39                            | 2          | 2     | 0     | 0.0   | 0.0   | 0.0   |
| 40-44                            | 1          | 1     | 0     | 0.0   | 0.0   | 0.0   |
| >44                              | 0          | 0     | 0     | 0.0   | 0.0   | 0.0   |
| <b>UNWED MOTHER BIRTH RATE</b>   | 8          | 8     | 0     | 0.0   | 0.0   | 0.0   |
| 10-14                            | 0          | 0     | 0     | 0.0   | 0.0   | 0.0   |
| 15-17                            | 3          | 3     | 0     | 0.0   | 0.0   | 0.0   |
| 18-19                            | 2          | 2     | 0     | 0.0   | 0.0   | 0.0   |
| Age of Mother                    |            |       |       |       |       |       |
| 20-24                            | 3          | 3     | 0     | 0.0   | 0.0   | 0.0   |
| 25-29                            | 0          | 0     | 0     | 0.0   | 0.0   | 0.0   |
| 30-34                            | 0          | 0     | 0     | 0.0   | 0.0   | 0.0   |
| 35-39                            | 0          | 0     | 0     | 0.0   | 0.0   | 0.0   |
| 40-44                            | 0          | 0     | 0     | 0.0   | 0.0   | 0.0   |
| >44                              | 0          | 0     | 0     | 0.0   | 0.0   | 0.0   |
| <b>% BIRTH WEIGHT (grams)</b>    |            |       |       |       |       |       |
| <500                             | 0          | 0     | 0     | 0.0   | 0.0   | 0.0   |
| 500-1499                         | 0          | 0     | 0     | 0.0   | 0.0   | 0.0   |
| 1500-2499                        | 7          | 7     | 0     | 0.0   | 0.0   | 0.0   |
| 2500-3999                        | 58         | 55    | 3     | 0.0   | 0.0   | 0.0   |
| ≥4000                            | 6          | 6     | 0     | 0.0   | 0.0   | 0.0   |
| <b>% OUT OF HOSPITAL BIRTHS</b>  | 0          | 0     | 0     | 0.0   | 0.0   | 0.0   |
| <b>SPONTANEOUS ABORTION RATE</b> | 4          | 4     | 0     | 0.0   | 0.0   | 0.0   |
| 10-14                            | 0          | 0     | 0     | 0.0   | 0.0   | 0.0   |
| 15-17                            | 0          | 0     | 0     | 0.0   | 0.0   | 0.0   |
| 18-19                            | 0          | 0     | 0     | 0.0   | 0.0   | 0.0   |
| Age of Mother                    |            |       |       |       |       |       |
| 20-24                            | 0          | 0     | 0     | 0.0   | 0.0   | 0.0   |
| 25-29                            | 3          | 3     | 0     | 0.0   | 0.0   | 0.0   |
| 30-34                            | 1          | 1     | 0     | 0.0   | 0.0   | 0.0   |
| 35-39                            | 0          | 0     | 0     | 0.0   | 0.0   | 0.0   |
| 40-44                            | 0          | 0     | 0     | 0.0   | 0.0   | 0.0   |
| >44                              | 0          | 0     | 0     | 0.0   | 0.0   | 0.0   |
| <b>INDUCED TERMINATION RATE</b>  | 2          | 2     | 0     | 0.0   | 0.0   | 0.0   |
| 10-14                            | 0          | 0     | 0     | 0.0   | 0.0   | 0.0   |
| 15-17                            | 0          | 0     | 0     | 0.0   | 0.0   | 0.0   |
| 18-19                            | 0          | 0     | 0     | 0.0   | 0.0   | 0.0   |
| Age of Recipient                 |            |       |       |       |       |       |
| 20-24                            | 0          | 0     | 0     | 0.0   | 0.0   | 0.0   |
| 25-29                            | 0          | 0     | 0     | 0.0   | 0.0   | 0.0   |
| 30-34                            | 1          | 1     | 0     | 0.0   | 0.0   | 0.0   |
| 35-39                            | 1          | 1     | 0     | 0.0   | 0.0   | 0.0   |
| 40-44                            | 0          | 0     | 0     | 0.0   | 0.0   | 0.0   |
| >44                              | 0          | 0     | 0     | 0.0   | 0.0   | 0.0   |

## HISPANIC VITAL STATISTICS BY RACE, BY DHR HEALTH DISTRICT, 1989

| ITEM                             | DALTON (1-2) |       |       |       |       |       |
|----------------------------------|--------------|-------|-------|-------|-------|-------|
|                                  | NUMBER       |       |       | RATE  |       |       |
|                                  | Total        | White | Black | Total | White | Black |
| <b>POPULATION</b>                |              |       |       |       |       |       |
| <b>LIVE BIRTHS</b>               | 113          | 109   | 2     | 0.0   | 0.0   | 0.0   |
| 10-14                            | 0            | 0     | 0     | 0.0   | 0.0   | 0.0   |
| 15-17                            | 5            | 5     | 0     | 0.0   | 0.0   | 0.0   |
| 18-19                            | 14           | 13    | 1     | 0.0   | 0.0   | 0.0   |
| Age of Mother                    |              |       |       |       |       |       |
| 20-24                            | 41           | 40    | 0     | 0.0   | 0.0   | 0.0   |
| 25-29                            | 33           | 31    | 1     | 0.0   | 0.0   | 0.0   |
| 30-34                            | 13           | 13    | 0     | 0.0   | 0.0   | 0.0   |
| 35-39                            | 6            | 6     | 0     | 0.0   | 0.0   | 0.0   |
| 40-44                            | 1            | 1     | 0     | 0.0   | 0.0   | 0.0   |
| >44                              | 0            | 0     | 0     | 0.0   | 0.0   | 0.0   |
| <b>UNWED MOTHER BIRTH RATE</b>   | 19           | 18    | 1     | 0.0   | 0.0   | 0.0   |
| 10-14                            | 0            | 0     | 0     | 0.0   | 0.0   | 0.0   |
| 15-17                            | 3            | 3     | 0     | 0.0   | 0.0   | 0.0   |
| 18-19                            | 4            | 3     | 1     | 0.0   | 0.0   | 0.0   |
| Age of Mother                    |              |       |       |       |       |       |
| 20-24                            | 7            | 7     | 0     | 0.0   | 0.0   | 0.0   |
| 25-29                            | 4            | 4     | 0     | 0.0   | 0.0   | 0.0   |
| 30-34                            | 0            | 0     | 0     | 0.0   | 0.0   | 0.0   |
| 35-39                            | 1            | 1     | 0     | 0.0   | 0.0   | 0.0   |
| 40-44                            | 0            | 0     | 0     | 0.0   | 0.0   | 0.0   |
| >44                              | 0            | 0     | 0     | 0.0   | 0.0   | 0.0   |
| <b>% BIRTH WEIGHT (grams)</b>    |              |       |       |       |       |       |
| <500                             | 0            | 0     | 0     | 0.0   | 0.0   | 0.0   |
| 500-1499                         | 0            | 0     | 0     | 0.0   | 0.0   | 0.0   |
| 1500-2499                        | 6            | 6     | 0     | 0.0   | 0.0   | 0.0   |
| 2500-3999                        | 99           | 96    | 1     | 0.0   | 0.0   | 0.0   |
| ≥4000                            | 8            | 7     | 1     | 0.0   | 0.0   | 0.0   |
| <b>% OUT OF HOSPITAL BIRTHS</b>  | 0            | 0     | 0     | 0.0   | 0.0   | 0.0   |
| <b>SPONTANEOUS ABORTION RATE</b> | 5            | 5     | 0     | 0.0   | 0.0   | 0.0   |
| 10-14                            | 0            | 0     | 0     | 0.0   | 0.0   | 0.0   |
| 15-17                            | 0            | 0     | 0     | 0.0   | 0.0   | 0.0   |
| 18-19                            | 3            | 3     | 0     | 0.0   | 0.0   | 0.0   |
| Age of Mother                    |              |       |       |       |       |       |
| 20-24                            | 1            | 1     | 0     | 0.0   | 0.0   | 0.0   |
| 25-29                            | 1            | 1     | 0     | 0.0   | 0.0   | 0.0   |
| 30-34                            | 0            | 0     | 0     | 0.0   | 0.0   | 0.0   |
| 35-39                            | 0            | 0     | 0     | 0.0   | 0.0   | 0.0   |
| 40-44                            | 0            | 0     | 0     | 0.0   | 0.0   | 0.0   |
| >44                              | 0            | 0     | 0     | 0.0   | 0.0   | 0.0   |
| <b>INDUCED TERMINATION RATE</b>  | 6            | 5     | 1     | 0.0   | 0.0   | 0.0   |
| 10-14                            | 0            | 0     | 0     | 0.0   | 0.0   | 0.0   |
| 15-17                            | 0            | 0     | 0     | 0.0   | 0.0   | 0.0   |
| 18-19                            | 1            | 1     | 0     | 0.0   | 0.0   | 0.0   |
| Age of Recipient                 |              |       |       |       |       |       |
| 20-24                            | 2            | 2     | 0     | 0.0   | 0.0   | 0.0   |
| 25-29                            | 1            | 0     | 1     | 0.0   | 0.0   | 0.0   |
| 30-34                            | 1            | 1     | 0     | 0.0   | 0.0   | 0.0   |
| 35-39                            | 0            | 0     | 0     | 0.0   | 0.0   | 0.0   |
| 40-44                            | 1            | 1     | 0     | 0.0   | 0.0   | 0.0   |
| >44                              | 0            | 0     | 0     | 0.0   | 0.0   | 0.0   |

## HISPANIC VITAL STATISTICS BY RACE, BY DHR HEALTH DISTRICT, 1989

| ITEM                             | COBB-DOUGLAS (3-1) |       |       |       |       |       |
|----------------------------------|--------------------|-------|-------|-------|-------|-------|
|                                  | NUMBER             |       |       | RATE  |       |       |
|                                  | Total              | White | Black | Total | White | Black |
| <b>POPULATION</b>                |                    |       |       |       |       |       |
| <b>LIVE BIRTHS</b>               | 253                | 242   | 6     | 0.0   | 0.0   | 0.0   |
| 10-14                            | 1                  | 1     | 0     | 0.0   | 0.0   | 0.0   |
| 15-17                            | 13                 | 13    | 0     | 0.0   | 0.0   | 0.0   |
| 18-19                            | 16                 | 15    | 1     | 0.0   | 0.0   | 0.0   |
| Age of Mother                    |                    |       |       |       |       |       |
| 20-24                            | 83                 | 77    | 4     | 0.0   | 0.0   | 0.0   |
| 25-29                            | 60                 | 58    | 1     | 0.0   | 0.0   | 0.0   |
| 30-34                            | 58                 | 56    | 0     | 0.0   | 0.0   | 0.0   |
| 35-39                            | 20                 | 20    | 0     | 0.0   | 0.0   | 0.0   |
| 40-44                            | 2                  | 2     | 0     | 0.0   | 0.0   | 0.0   |
| >44                              | 0                  | 0     | 0     | 0.0   | 0.0   | 0.0   |
| <b>UNWED MOTHER BIRTH RATE</b>   | 48                 | 47    | 1     | 0.0   | 0.0   | 0.0   |
| 10-14                            | 0                  | 0     | 0     | 0.0   | 0.0   | 0.0   |
| 15-17                            | 9                  | 9     | 0     | 0.0   | 0.0   | 0.0   |
| 18-19                            | 7                  | 7     | 0     | 0.0   | 0.0   | 0.0   |
| Age of Mother                    |                    |       |       |       |       |       |
| 20-24                            | 18                 | 17    | 1     | 0.0   | 0.0   | 0.0   |
| 25-29                            | 8                  | 8     | 0     | 0.0   | 0.0   | 0.0   |
| 30-34                            | 3                  | 3     | 0     | 0.0   | 0.0   | 0.0   |
| 35-39                            | 3                  | 3     | 0     | 0.0   | 0.0   | 0.0   |
| 40-44                            | 0                  | 0     | 0     | 0.0   | 0.0   | 0.0   |
| >44                              | 0                  | 0     | 0     | 0.0   | 0.0   | 0.0   |
| <b>% BIRTH WEIGHT (grams)</b>    |                    |       |       |       |       |       |
| <500                             | 1                  | 1     | 0     | 0.0   | 0.0   | 0.0   |
| 500-1499                         | 4                  | 4     | 0     | 0.0   | 0.0   | 0.0   |
| 1500-2499                        | 5                  | 5     | 0     | 0.0   | 0.0   | 0.0   |
| 2500-3999                        | 218                | 209   | 6     | 0.0   | 0.0   | 0.0   |
| ≥4000                            | 25                 | 23    | 0     | 0.0   | 0.0   | 0.0   |
| <b>% OUT OF HOSPITAL BIRTHS</b>  | 2                  | 2     | 0     | 0.0   | 0.0   | 0.0   |
| <b>SPONTANEOUS ABORTION RATE</b> | 0                  | 0     | 0     | 0.0   | 0.0   | 0.0   |
| 10-14                            | 0                  | 0     | 0     | 0.0   | 0.0   | 0.0   |
| 15-17                            | 0                  | 0     | 0     | 0.0   | 0.0   | 0.0   |
| 18-19                            | 0                  | 0     | 0     | 0.0   | 0.0   | 0.0   |
| Age of Mother                    |                    |       |       |       |       |       |
| 20-24                            | 0                  | 0     | 0     | 0.0   | 0.0   | 0.0   |
| 25-29                            | 0                  | 0     | 0     | 0.0   | 0.0   | 0.0   |
| 30-34                            | 0                  | 0     | 0     | 0.0   | 0.0   | 0.0   |
| 35-39                            | 0                  | 0     | 0     | 0.0   | 0.0   | 0.0   |
| 40-44                            | 0                  | 0     | 0     | 0.0   | 0.0   | 0.0   |
| >44                              | 0                  | 0     | 0     | 0.0   | 0.0   | 0.0   |
| <b>INDUCED TERMINATION RATE</b>  | 24                 | 23    | 0     | 0.0   | 0.0   | 0.0   |
| 10-14                            | 0                  | 0     | 0     | 0.0   | 0.0   | 0.0   |
| 15-17                            | 0                  | 0     | 0     | 0.0   | 0.0   | 0.0   |
| 18-19                            | 4                  | 4     | 0     | 0.0   | 0.0   | 0.0   |
| Age of Recipient                 |                    |       |       |       |       |       |
| 20-24                            | 8                  | 8     | 0     | 0.0   | 0.0   | 0.0   |
| 25-29                            | 8                  | 7     | 0     | 0.0   | 0.0   | 0.0   |
| 30-34                            | 3                  | 3     | 0     | 0.0   | 0.0   | 0.0   |
| 35-39                            | 1                  | 1     | 0     | 0.0   | 0.0   | 0.0   |
| 40-44                            | 0                  | 0     | 0     | 0.0   | 0.0   | 0.0   |
| >44                              | 0                  | 0     | 0     | 0.0   | 0.0   | 0.0   |

## HISPANIC VITAL STATISTICS BY RACE, BY DHR HEALTH DISTRICT, 1989

| ITEM                             | GAINESVILLE (2) |       |       |       |       |       |
|----------------------------------|-----------------|-------|-------|-------|-------|-------|
|                                  | NUMBER          |       |       | RATE  |       |       |
|                                  | Total           | White | Black | Total | White | Black |
| <b>POPULATION</b>                |                 |       |       |       |       |       |
| <b>LIVE BIRTHS</b>               | 161             | 157   | 1     | 0.0   | 0.0   | 0.0   |
| 10-14                            | 1               | 1     | 0     | 0.0   | 0.0   | 0.0   |
| 15-17                            | 9               | 9     | 0     | 0.0   | 0.0   | 0.0   |
| 18-19                            | 29              | 28    | 1     | 0.0   | 0.0   | 0.0   |
| Age of Mother                    |                 |       |       |       |       |       |
| 20-24                            | 53              | 53    | 0     | 0.0   | 0.0   | 0.0   |
| 25-29                            | 36              | 34    | 0     | 0.0   | 0.0   | 0.0   |
| 30-34                            | 22              | 21    | 0     | 0.0   | 0.0   | 0.0   |
| 35-39                            | 9               | 9     | 0     | 0.0   | 0.0   | 0.0   |
| 40-44                            | 2               | 2     | 0     | 0.0   | 0.0   | 0.0   |
| >44                              | 0               | 0     | 0     | 0.0   | 0.0   | 0.0   |
| <b>UNWED MOTHER BIRTH RATE</b>   | 42              | 40    | 1     | 0.0   | 0.0   | 0.0   |
| 10-14                            | 1               | 1     | 0     | 0.0   | 0.0   | 0.0   |
| 15-17                            | 5               | 5     | 0     | 0.0   | 0.0   | 0.0   |
| 18-19                            | 12              | 11    | 1     | 0.0   | 0.0   | 0.0   |
| Age of Mother                    |                 |       |       |       |       |       |
| 20-24                            | 9               | 9     | 0     | 0.0   | 0.0   | 0.0   |
| 25-29                            | 6               | 6     | 0     | 0.0   | 0.0   | 0.0   |
| 30-34                            | 8               | 7     | 0     | 0.0   | 0.0   | 0.0   |
| 35-39                            | 1               | 1     | 0     | 0.0   | 0.0   | 0.0   |
| 40-44                            | 0               | 0     | 0     | 0.0   | 0.0   | 0.0   |
| >44                              | 0               | 0     | 0     | 0.0   | 0.0   | 0.0   |
| <b>% BIRTH WEIGHT (grams)</b>    |                 |       |       |       |       |       |
| <500                             | 0               | 0     | 0     | 0.0   | 0.0   | 0.0   |
| 500-1499                         | 1               | 1     | 0     | 0.0   | 0.0   | 0.0   |
| 1500-2499                        | 6               | 6     | 0     | 0.0   | 0.0   | 0.0   |
| 2500-3999                        | 141             | 138   | 0     | 0.0   | 0.0   | 0.0   |
| ≥4000                            | 13              | 12    | 1     | 0.0   | 0.0   | 0.0   |
| <b>% OUT OF HOSPITAL BIRTHS</b>  | 2               | 2     | 0     | 0.0   | 0.0   | 0.0   |
| <b>SPONTANEOUS ABORTION RATE</b> | 10              | 6     | 0     | 0.0   | 0.0   | 0.0   |
| 10-14                            | 0               | 0     | 0     | 0.0   | 0.0   | 0.0   |
| 15-17                            | 0               | 0     | 0     | 0.0   | 0.0   | 0.0   |
| 18-19                            | 4               | 3     | 0     | 0.0   | 0.0   | 0.0   |
| Age of Mother                    |                 |       |       |       |       |       |
| 20-24                            | 2               | 1     | 0     | 0.0   | 0.0   | 0.0   |
| 25-29                            | 3               | 2     | 0     | 0.0   | 0.0   | 0.0   |
| 30-34                            | 0               | 0     | 0     | 0.0   | 0.0   | 0.0   |
| 35-39                            | 1               | 0     | 0     | 0.0   | 0.0   | 0.0   |
| 40-44                            | 0               | 0     | 0     | 0.0   | 0.0   | 0.0   |
| >44                              | 0               | 0     | 0     | 0.0   | 0.0   | 0.0   |
| <b>INDUCED TERMINATION RATE</b>  | 18              | 16    | 0     | 0.0   | 0.0   | 0.0   |
| 10-14                            | 1               | 1     | 0     | 0.0   | 0.0   | 0.0   |
| 15-17                            | 0               | 0     | 0     | 0.0   | 0.0   | 0.0   |
| 18-19                            | 2               | 2     | 0     | 0.0   | 0.0   | 0.0   |
| Age of Recipient                 |                 |       |       |       |       |       |
| 20-24                            | 10              | 9     | 0     | 0.0   | 0.0   | 0.0   |
| 25-29                            | 2               | 2     | 0     | 0.0   | 0.0   | 0.0   |
| 30-34                            | 3               | 2     | 0     | 0.0   | 0.0   | 0.0   |
| 35-39                            | 0               | 0     | 0     | 0.0   | 0.0   | 0.0   |
| 40-44                            | 0               | 0     | 0     | 0.0   | 0.0   | 0.0   |
| >44                              | 0               | 0     | 0     | 0.0   | 0.0   | 0.0   |

## HISPANIC VITAL STATISTICS BY RACE, BY DHR HEALTH DISTRICT, 1989

| ITEM                             | FULTON (3-2) |       |       |       |       |       |
|----------------------------------|--------------|-------|-------|-------|-------|-------|
|                                  | NUMBER       |       |       | RATE  |       |       |
|                                  | Total        | White | Black | Total | White | Black |
| <b>POPULATION</b>                |              |       |       |       |       |       |
| <b>LIVE BIRTHS</b>               | 363          | 329   | 28    | 0.0   | 0.0   | 0.0   |
| 10-14                            | 1            | 1     | 0     | 0.0   | 0.0   | 0.0   |
| 15-17                            | 19           | 18    | 1     | 0.0   | 0.0   | 0.0   |
| 18-19                            | 29           | 28    | 0     | 0.0   | 0.0   | 0.0   |
| Age of Mother                    |              |       |       |       |       |       |
| 20-24                            | 113          | 104   | 8     | 0.0   | 0.0   | 0.0   |
| 25-29                            | 103          | 91    | 9     | 0.0   | 0.0   | 0.0   |
| 30-34                            | 69           | 61    | 7     | 0.0   | 0.0   | 0.0   |
| 35-39                            | 27           | 25    | 2     | 0.0   | 0.0   | 0.0   |
| 40-44                            | 2            | 1     | 1     | 0.0   | 0.0   | 0.0   |
| >44                              | 0            | 0     | 0     | 0.0   | 0.0   | 0.0   |
| <b>UNWED MOTHER BIRTH RATE</b>   | 121          | 107   | 12    | 0.0   | 0.0   | 0.0   |
| 10-14                            | 1            | 1     | 0     | 0.0   | 0.0   | 0.0   |
| 15-17                            | 15           | 14    | 1     | 0.0   | 0.0   | 0.0   |
| 18-19                            | 15           | 14    | 0     | 0.0   | 0.0   | 0.0   |
| Age of Mother                    |              |       |       |       |       |       |
| 20-24                            | 45           | 39    | 6     | 0.0   | 0.0   | 0.0   |
| 25-29                            | 31           | 26    | 4     | 0.0   | 0.0   | 0.0   |
| 30-34                            | 10           | 9     | 1     | 0.0   | 0.0   | 0.0   |
| 35-39                            | 3            | 3     | 0     | 0.0   | 0.0   | 0.0   |
| 40-44                            | 1            | 1     | 0     | 0.0   | 0.0   | 0.0   |
| >44                              | 0            | 0     | 0     | 0.0   | 0.0   | 0.0   |
| <b>% BIRTH WEIGHT (grams)</b>    |              |       |       |       |       |       |
| <500                             | 0            | 0     | 0     | 0.0   | 0.0   | 0.0   |
| 500-1499                         | 4            | 4     | 0     | 0.0   | 0.0   | 0.0   |
| 1500-2499                        | 16           | 13    | 3     | 0.0   | 0.0   | 0.0   |
| 2500-3999                        | 298          | 271   | 21    | 0.0   | 0.0   | 0.0   |
| ≥4000                            | 45           | 41    | 4     | 0.0   | 0.0   | 0.0   |
| <b>% OUT OF HOSPITAL BIRTHS</b>  | 3            | 3     | 0     | 0.0   | 0.0   | 0.0   |
| <b>SPONTANEOUS ABORTION RATE</b> | 5            | 3     | 1     | 0.0   | 0.0   | 0.0   |
| 10-14                            | 0            | 0     | 0     | 0.0   | 0.0   | 0.0   |
| 15-17                            | 1            | 1     | 0     | 0.0   | 0.0   | 0.0   |
| 18-19                            | 2            | 1     | 1     | 0.0   | 0.0   | 0.0   |
| Age of Mother                    |              |       |       |       |       |       |
| 20-24                            | 0            | 0     | 0     | 0.0   | 0.0   | 0.0   |
| 25-29                            | 0            | 0     | 0     | 0.0   | 0.0   | 0.0   |
| 30-34                            | 1            | 0     | 0     | 0.0   | 0.0   | 0.0   |
| 35-39                            | 1            | 1     | 0     | 0.0   | 0.0   | 0.0   |
| 40-44                            | 0            | 0     | 0     | 0.0   | 0.0   | 0.0   |
| >44                              | 0            | 0     | 0     | 0.0   | 0.0   | 0.0   |
| <b>INDUCED TERMINATION RATE</b>  | 64           | 49    | 5     | 0.0   | 0.0   | 0.0   |
| 10-14                            | 0            | 0     | 0     | 0.0   | 0.0   | 0.0   |
| 15-17                            | 0            | 0     | 0     | 0.0   | 0.0   | 0.0   |
| 18-19                            | 10           | 8     | 1     | 0.0   | 0.0   | 0.0   |
| Age of Recipient                 |              |       |       |       |       |       |
| 20-24                            | 17           | 13    | 1     | 0.0   | 0.0   | 0.0   |
| 25-29                            | 18           | 13    | 0     | 0.0   | 0.0   | 0.0   |
| 30-34                            | 9            | 7     | 2     | 0.0   | 0.0   | 0.0   |
| 35-39                            | 8            | 6     | 1     | 0.0   | 0.0   | 0.0   |
| 40-44                            | 1            | 1     | 0     | 0.0   | 0.0   | 0.0   |
| >44                              | 1            | 1     | 0     | 0.0   | 0.0   | 0.0   |

## HISPANIC VITAL STATISTICS BY RACE, BY DHR HEALTH DISTRICT, 1989

| ITEM                             | CLAYTON (3-3) |       |       |       |       |       |
|----------------------------------|---------------|-------|-------|-------|-------|-------|
|                                  | NUMBER        |       |       | RATE  |       |       |
|                                  | Total         | White | Black | Total | White | Black |
| <b>POPULATION</b>                |               |       |       |       |       |       |
| <b>LIVE BIRTHS</b>               | 100           | 88    | 10    | 0.0   | 0.0   | 0.0   |
| 10-14                            | 0             | 0     | 0     | 0.0   | 0.0   | 0.0   |
| 15-17                            | 3             | 2     | 1     | 0.0   | 0.0   | 0.0   |
| 18-19                            | 12            | 11    | 1     | 0.0   | 0.0   | 0.0   |
| Age of Mother                    |               |       |       |       |       |       |
| 20-24                            | 29            | 28    | 1     | 0.0   | 0.0   | 0.0   |
| 25-29                            | 26            | 23    | 2     | 0.0   | 0.0   | 0.0   |
| 30-34                            | 20            | 16    | 4     | 0.0   | 0.0   | 0.0   |
| 35-39                            | 8             | 6     | 1     | 0.0   | 0.0   | 0.0   |
| 40-44                            | 2             | 2     | 0     | 0.0   | 0.0   | 0.0   |
| >44                              | 0             | 0     | 0     | 0.0   | 0.0   | 0.0   |
| <b>UNWED MOTHER BIRTH RATE</b>   | 25            | 19    | 5     | 0.0   | 0.0   | 0.0   |
| 10-14                            | 0             | 0     | 0     | 0.0   | 0.0   | 0.0   |
| 15-17                            | 2             | 1     | 1     | 0.0   | 0.0   | 0.0   |
| 18-19                            | 7             | 6     | 1     | 0.0   | 0.0   | 0.0   |
| Age of Mother                    |               |       |       |       |       |       |
| 20-24                            | 6             | 6     | 0     | 0.0   | 0.0   | 0.0   |
| 25-29                            | 4             | 3     | 1     | 0.0   | 0.0   | 0.0   |
| 30-34                            | 5             | 3     | 2     | 0.0   | 0.0   | 0.0   |
| 35-39                            | 1             | 0     | 0     | 0.0   | 0.0   | 0.0   |
| 40-44                            | 0             | 0     | 0     | 0.0   | 0.0   | 0.0   |
| >44                              | 0             | 0     | 0     | 0.0   | 0.0   | 0.0   |
| <b>% BIRTH WEIGHT (grams)</b>    |               |       |       |       |       |       |
| <500                             | 0             | 0     | 0     | 0.0   | 0.0   | 0.0   |
| 500-1499                         | 0             | 0     | 0     | 0.0   | 0.0   | 0.0   |
| 1500-2499                        | 5             | 5     | 0     | 0.0   | 0.0   | 0.0   |
| 2500-3999                        | 87            | 76    | 9     | 0.0   | 0.0   | 0.0   |
| ≥4000                            | 8             | 7     | 1     | 0.0   | 0.0   | 0.0   |
| <b>% OUT OF HOSPITAL BIRTHS</b>  | 0             | 0     | 0     | 0.0   | 0.0   | 0.0   |
| <b>SPONTANEOUS ABORTION RATE</b> | 4             | 4     | 0     | 0.0   | 0.0   | 0.0   |
| 10-14                            | 0             | 0     | 0     | 0.0   | 0.0   | 0.0   |
| 15-17                            | 0             | 0     | 0     | 0.0   | 0.0   | 0.0   |
| 18-19                            | 0             | 0     | 0     | 0.0   | 0.0   | 0.0   |
| Age of Mother                    |               |       |       |       |       |       |
| 20-24                            | 3             | 3     | 0     | 0.0   | 0.0   | 0.0   |
| 25-29                            | 0             | 0     | 0     | 0.0   | 0.0   | 0.0   |
| 30-34                            | 1             | 1     | 0     | 0.0   | 0.0   | 0.0   |
| 35-39                            | 0             | 0     | 0     | 0.0   | 0.0   | 0.0   |
| 40-44                            | 0             | 0     | 0     | 0.0   | 0.0   | 0.0   |
| >44                              | 0             | 0     | 0     | 0.0   | 0.0   | 0.0   |
| <b>INDUCED TERMINATION RATE</b>  | 7             | 5     | 1     | 0.0   | 0.0   | 0.0   |
| 10-14                            | 0             | 0     | 0     | 0.0   | 0.0   | 0.0   |
| 15-17                            | 0             | 0     | 0     | 0.0   | 0.0   | 0.0   |
| 18-19                            | 2             | 2     | 0     | 0.0   | 0.0   | 0.0   |
| Age of Recipient                 |               |       |       |       |       |       |
| 20-24                            | 2             | 2     | 0     | 0.0   | 0.0   | 0.0   |
| 25-29                            | 2             | 1     | 1     | 0.0   | 0.0   | 0.0   |
| 30-34                            | 0             | 0     | 0     | 0.0   | 0.0   | 0.0   |
| 35-39                            | 1             | 0     | 0     | 0.0   | 0.0   | 0.0   |
| 40-44                            | 0             | 0     | 0     | 0.0   | 0.0   | 0.0   |
| >44                              | 0             | 0     | 0     | 0.0   | 0.0   | 0.0   |

## HISPANIC VITAL STATISTICS BY RACE, BY DHR HEALTH DISTRICT, 1989

| ITEM                         |                          | LAWRENCEVILLE (3-4) |       |       |       |       |       |
|------------------------------|--------------------------|---------------------|-------|-------|-------|-------|-------|
|                              |                          | NUMBER              |       |       | RATE  |       |       |
|                              |                          | Total               | White | Black | Total | White | Black |
| POPULATION                   |                          |                     |       |       |       |       |       |
| LIVE BIRTHS                  |                          | 294                 | 284   | 5     | 0.0   | 0.0   | 0.0   |
|                              | 10-14                    | 2                   | 2     | 0     | 0.0   | 0.0   | 0.0   |
|                              | 15-17                    | 11                  | 11    | 0     | 0.0   | 0.0   | 0.0   |
|                              | 18-19                    | 25                  | 24    | 1     | 0.0   | 0.0   | 0.0   |
| Age<br>of<br>Mother          | 20-24                    | 80                  | 78    | 1     | 0.0   | 0.0   | 0.0   |
|                              | 25-29                    | 102                 | 97    | 3     | 0.0   | 0.0   | 0.0   |
|                              | 30-34                    | 56                  | 54    | 0     | 0.0   | 0.0   | 0.0   |
|                              | 35-39                    | 16                  | 16    | 0     | 0.0   | 0.0   | 0.0   |
|                              | 40-44                    | 2                   | 2     | 0     | 0.0   | 0.0   | 0.0   |
|                              | >44                      | 0                   | 0     | 0     | 0.0   | 0.0   | 0.0   |
|                              | UNWED MOTHER BIRTH RATE  |                     | 55    | 52    | 3     | 0.0   | 0.0   |
|                              | 10-14                    | 1                   | 1     | 0     | 0.0   | 0.0   | 0.0   |
|                              | 15-17                    | 8                   | 8     | 0     | 0.0   | 0.0   | 0.0   |
|                              | 18-19                    | 9                   | 8     | 1     | 0.0   | 0.0   | 0.0   |
| Age<br>of<br>Mother          | 20-24                    | 24                  | 23    | 1     | 0.0   | 0.0   | 0.0   |
|                              | 25-29                    | 10                  | 9     | 1     | 0.0   | 0.0   | 0.0   |
|                              | 30-34                    | 2                   | 2     | 0     | 0.0   | 0.0   | 0.0   |
|                              | 35-39                    | 1                   | 1     | 0     | 0.0   | 0.0   | 0.0   |
|                              | 40-44                    | 0                   | 0     | 0     | 0.0   | 0.0   | 0.0   |
|                              | >44                      | 0                   | 0     | 0     | 0.0   | 0.0   | 0.0   |
| % BIRTH<br>WEIGHT<br>(grams) | <500                     | 0                   | 0     | 0     | 0.0   | 0.0   | 0.0   |
|                              | 500-1499                 | 3                   | 3     | 0     | 0.0   | 0.0   | 0.0   |
|                              | 1500-2499                | 11                  | 11    | 0     | 0.0   | 0.0   | 0.0   |
|                              | 2500-3999                | 253                 | 243   | 5     | 0.0   | 0.0   | 0.0   |
|                              | ≥4000                    | 27                  | 27    | 0     | 0.0   | 0.0   | 0.0   |
| % OUT OF HOSPITAL BIRTHS     |                          | 1                   | 1     | 0     | 0.0   | 0.0   | 0.0   |
| SPONTANEOUS ABORTION RATE    |                          | 1                   | 1     | 0     | 0.0   | 0.0   | 0.0   |
|                              | 10-14                    | 0                   | 0     | 0     | 0.0   | 0.0   | 0.0   |
|                              | 15-17                    | 0                   | 0     | 0     | 0.0   | 0.0   | 0.0   |
|                              | 18-19                    | 0                   | 0     | 0     | 0.0   | 0.0   | 0.0   |
| Age<br>of<br>Mother          | 20-24                    | 0                   | 0     | 0     | 0.0   | 0.0   | 0.0   |
|                              | 25-29                    | 0                   | 0     | 0     | 0.0   | 0.0   | 0.0   |
|                              | 30-34                    | 0                   | 0     | 0     | 0.0   | 0.0   | 0.0   |
|                              | 35-39                    | 1                   | 1     | 0     | 0.0   | 0.0   | 0.0   |
|                              | 40-44                    | 0                   | 0     | 0     | 0.0   | 0.0   | 0.0   |
|                              | >44                      | 0                   | 0     | 0     | 0.0   | 0.0   | 0.0   |
|                              | INDUCED TERMINATION RATE |                     | 32    | 24    | 1     | 0.0   | 0.0   |
|                              | 10-14                    | 0                   | 0     | 0     | 0.0   | 0.0   | 0.0   |
|                              | 15-17                    | 1                   | 1     | 0     | 0.0   | 0.0   | 0.0   |
|                              | 18-19                    | 4                   | 4     | 0     | 0.0   | 0.0   | 0.0   |
| Age<br>of<br>Recipient       | 20-24                    | 7                   | 6     | 0     | 0.0   | 0.0   | 0.0   |
|                              | 25-29                    | 12                  | 6     | 1     | 0.0   | 0.0   | 0.0   |
|                              | 30-34                    | 5                   | 4     | 0     | 0.0   | 0.0   | 0.0   |
|                              | 35-39                    | 2                   | 2     | 0     | 0.0   | 0.0   | 0.0   |
|                              | 40-44                    | 1                   | 1     | 0     | 0.0   | 0.0   | 0.0   |
|                              | >44                      | 0                   | 0     | 0     | 0.0   | 0.0   | 0.0   |

## HISPANIC VITAL STATISTICS BY RACE, BY DHR HEALTH DISTRICT, 1989

| ITEM                             | DEKALB (3-5) |            |           |            |            |            |
|----------------------------------|--------------|------------|-----------|------------|------------|------------|
|                                  | NUMBER       |            |           | RATE       |            |            |
|                                  | Total        | White      | Black     | Total      | White      | Black      |
| <b>POPULATION</b>                |              |            |           |            |            |            |
| <b>LIVE BIRTHS</b>               | <b>355</b>   | <b>326</b> | <b>24</b> | <b>0.0</b> | <b>0.0</b> | <b>0.0</b> |
| 10-14                            | 0            | 0          | 0         | 0.0        | 0.0        | 0.0        |
| 15-17                            | 8            | 8          | 0         | 0.0        | 0.0        | 0.0        |
| 18-19                            | 23           | 22         | 1         | 0.0        | 0.0        | 0.0        |
| Age of Mother                    |              |            |           |            |            |            |
| 20-24                            | 102          | 95         | 5         | 0.0        | 0.0        | 0.0        |
| 25-29                            | 111          | 105        | 5         | 0.0        | 0.0        | 0.0        |
| 30-34                            | 79           | 70         | 8         | 0.0        | 0.0        | 0.0        |
| 35-39                            | 25           | 19         | 5         | 0.0        | 0.0        | 0.0        |
| 40-44                            | 7            | 7          | 0         | 0.0        | 0.0        | 0.0        |
| >44                              | 0            | 0          | 0         | 0.0        | 0.0        | 0.0        |
| <b>UNWED MOTHER BIRTH RATE</b>   | <b>93</b>    | <b>86</b>  | <b>7</b>  | <b>0.0</b> | <b>0.0</b> | <b>0.0</b> |
| 10-14                            | 0            | 0          | 0         | 0.0        | 0.0        | 0.0        |
| 15-17                            | 5            | 5          | 0         | 0.0        | 0.0        | 0.0        |
| 18-19                            | 6            | 5          | 1         | 0.0        | 0.0        | 0.0        |
| Age of Mother                    |              |            |           |            |            |            |
| 20-24                            | 37           | 35         | 2         | 0.0        | 0.0        | 0.0        |
| 25-29                            | 20           | 18         | 2         | 0.0        | 0.0        | 0.0        |
| 30-34                            | 17           | 16         | 1         | 0.0        | 0.0        | 0.0        |
| 35-39                            | 8            | 7          | 1         | 0.0        | 0.0        | 0.0        |
| 40-44                            | 0            | 0          | 0         | 0.0        | 0.0        | 0.0        |
| >44                              | 0            | 0          | 0         | 0.0        | 0.0        | 0.0        |
| <b>% BIRTH WEIGHT (grams)</b>    |              |            |           |            |            |            |
| <500                             | 0            | 0          | 0         | 0.0        | 0.0        | 0.0        |
| 500-1499                         | 3            | 2          | 1         | 0.0        | 0.0        | 0.0        |
| 1500-2499                        | 11           | 9          | 2         | 0.0        | 0.0        | 0.0        |
| 2500-3999                        | 313          | 288        | 20        | 0.0        | 0.0        | 0.0        |
| ≥4000                            | 28           | 27         | 1         | 0.0        | 0.0        | 0.0        |
| <b>% OUT OF HOSPITAL BIRTHS</b>  | <b>5</b>     | <b>4</b>   | <b>1</b>  | <b>0.0</b> | <b>0.0</b> | <b>0.0</b> |
| <b>SPONTANEOUS ABORTION RATE</b> | <b>5</b>     | <b>5</b>   | <b>0</b>  | <b>0.0</b> | <b>0.0</b> | <b>0.0</b> |
| 10-14                            | 0            | 0          | 0         | 0.0        | 0.0        | 0.0        |
| 15-17                            | 0            | 0          | 0         | 0.0        | 0.0        | 0.0        |
| 18-19                            | 0            | 0          | 0         | 0.0        | 0.0        | 0.0        |
| Age of Mother                    |              |            |           |            |            |            |
| 20-24                            | 3            | 3          | 0         | 0.0        | 0.0        | 0.0        |
| 25-29                            | 1            | 1          | 0         | 0.0        | 0.0        | 0.0        |
| 30-34                            | 1            | 1          | 0         | 0.0        | 0.0        | 0.0        |
| 35-39                            | 0            | 0          | 0         | 0.0        | 0.0        | 0.0        |
| 40-44                            | 0            | 0          | 0         | 0.0        | 0.0        | 0.0        |
| >44                              | 0            | 0          | 0         | 0.0        | 0.0        | 0.0        |
| <b>INDUCED TERMINATION RATE</b>  | <b>56</b>    | <b>35</b>  | <b>8</b>  | <b>0.0</b> | <b>0.0</b> | <b>0.0</b> |
| 10-14                            | 1            | 1          | 0         | 0.0        | 0.0        | 0.0        |
| 15-17                            | 4            | 1          | 1         | 0.0        | 0.0        | 0.0        |
| 18-19                            | 5            | 2          | 1         | 0.0        | 0.0        | 0.0        |
| Age of Recipient                 |              |            |           |            |            |            |
| 20-24                            | 16           | 10         | 3         | 0.0        | 0.0        | 0.0        |
| 25-29                            | 15           | 12         | 0         | 0.0        | 0.0        | 0.0        |
| 30-34                            | 11           | 7          | 1         | 0.0        | 0.0        | 0.0        |
| 35-39                            | 3            | 1          | 2         | 0.0        | 0.0        | 0.0        |
| 40-44                            | 1            | 1          | 0         | 0.0        | 0.0        | 0.0        |
| >44                              | 0            | 0          | 0         | 0.0        | 0.0        | 0.0        |



## HISPANIC VITAL STATISTICS BY RACE, BY DHR HEALTH DISTRICT, 1989

| ITEM                             | LAGRANGE (4) |           |          |            |            |            |
|----------------------------------|--------------|-----------|----------|------------|------------|------------|
|                                  | NUMBER       |           |          | RATE       |            |            |
|                                  | Total        | White     | Black    | Total      | White      | Black      |
| <b>POPULATION</b>                |              |           |          |            |            |            |
| <b>LIVE BIRTHS</b>               | <b>62</b>    | <b>58</b> | <b>2</b> | <b>0.0</b> | <b>0.0</b> | <b>0.0</b> |
| 10-14                            | 0            | 0         | 0        | 0.0        | 0.0        | 0.0        |
| 15-17                            | 2            | 2         | 0        | 0.0        | 0.0        | 0.0        |
| 18-19                            | 5            | 5         | 0        | 0.0        | 0.0        | 0.0        |
| Age of Mother                    |              |           |          |            |            |            |
| 20-24                            | 19           | 16        | 2        | 0.0        | 0.0        | 0.0        |
| 25-29                            | 19           | 18        | 0        | 0.0        | 0.0        | 0.0        |
| 30-34                            | 11           | 11        | 0        | 0.0        | 0.0        | 0.0        |
| 35-39                            | 6            | 6         | 0        | 0.0        | 0.0        | 0.0        |
| 40-44                            | 0            | 0         | 0        | 0.0        | 0.0        | 0.0        |
| >44                              | 0            | 0         | 0        | 0.0        | 0.0        | 0.0        |
| <b>UNWED MOTHER BIRTH RATE</b>   | <b>9</b>     | <b>7</b>  | <b>2</b> | <b>0.0</b> | <b>0.0</b> | <b>0.0</b> |
| 10-14                            | 0            | 0         | 0        | 0.0        | 0.0        | 0.0        |
| 15-17                            | 0            | 0         | 0        | 0.0        | 0.0        | 0.0        |
| 18-19                            | 2            | 2         | 0        | 0.0        | 0.0        | 0.0        |
| Age of Mother                    |              |           |          |            |            |            |
| 20-24                            | 5            | 3         | 2        | 0.0        | 0.0        | 0.0        |
| 25-29                            | 0            | 0         | 0        | 0.0        | 0.0        | 0.0        |
| 30-34                            | 0            | 0         | 0        | 0.0        | 0.0        | 0.0        |
| 35-39                            | 2            | 2         | 0        | 0.0        | 0.0        | 0.0        |
| 40-44                            | 0            | 0         | 0        | 0.0        | 0.0        | 0.0        |
| >44                              | 0            | 0         | 0        | 0.0        | 0.0        | 0.0        |
| <b>% BIRTH WEIGHT (grams)</b>    |              |           |          |            |            |            |
| <500                             | 0            | 0         | 0        | 0.0        | 0.0        | 0.0        |
| 500-1499                         | 1            | 1         | 0        | 0.0        | 0.0        | 0.0        |
| 1500-2499                        | 4            | 4         | 0        | 0.0        | 0.0        | 0.0        |
| 2500-3999                        | 50           | 46        | 2        | 0.0        | 0.0        | 0.0        |
| ≥4000                            | 7            | 7         | 0        | 0.0        | 0.0        | 0.0        |
| <b>% OUT OF HOSPITAL BIRTHS</b>  | <b>1</b>     | <b>1</b>  | <b>0</b> | <b>0.0</b> | <b>0.0</b> | <b>0.0</b> |
| <b>SPONTANEOUS ABORTION RATE</b> | <b>0</b>     | <b>0</b>  | <b>0</b> | <b>0.0</b> | <b>0.0</b> | <b>0.0</b> |
| 10-14                            | 0            | 0         | 0        | 0.0        | 0.0        | 0.0        |
| 15-17                            | 0            | 0         | 0        | 0.0        | 0.0        | 0.0        |
| 18-19                            | 0            | 0         | 0        | 0.0        | 0.0        | 0.0        |
| Age of Mother                    |              |           |          |            |            |            |
| 20-24                            | 0            | 0         | 0        | 0.0        | 0.0        | 0.0        |
| 25-29                            | 0            | 0         | 0        | 0.0        | 0.0        | 0.0        |
| 30-34                            | 0            | 0         | 0        | 0.0        | 0.0        | 0.0        |
| 35-39                            | 0            | 0         | 0        | 0.0        | 0.0        | 0.0        |
| 40-44                            | 0            | 0         | 0        | 0.0        | 0.0        | 0.0        |
| >44                              | 0            | 0         | 0        | 0.0        | 0.0        | 0.0        |
| <b>INDUCED TERMINATION RATE</b>  | <b>7</b>     | <b>6</b>  | <b>0</b> | <b>0.0</b> | <b>0.0</b> | <b>0.0</b> |
| 10-14                            | 0            | 0         | 0        | 0.0        | 0.0        | 0.0        |
| 15-17                            | 1            | 1         | 0        | 0.0        | 0.0        | 0.0        |
| 18-19                            | 0            | 0         | 0        | 0.0        | 0.0        | 0.0        |
| Age of Recipient                 |              |           |          |            |            |            |
| 20-24                            | 1            | 1         | 0        | 0.0        | 0.0        | 0.0        |
| 25-29                            | 3            | 2         | 0        | 0.0        | 0.0        | 0.0        |
| 30-34                            | 1            | 1         | 0        | 0.0        | 0.0        | 0.0        |
| 35-39                            | 1            | 1         | 0        | 0.0        | 0.0        | 0.0        |
| 40-44                            | 0            | 0         | 0        | 0.0        | 0.0        | 0.0        |
| >44                              | 0            | 0         | 0        | 0.0        | 0.0        | 0.0        |

## HISPANIC VITAL STATISTICS BY RACE, BY DHR HEALTH DISTRICT, 1989

| ITEM                             | DUBLIN (5-1) |       |       |       |       |       |
|----------------------------------|--------------|-------|-------|-------|-------|-------|
|                                  | NUMBER       |       |       | RATE  |       |       |
|                                  | Total        | White | Black | Total | White | Black |
| <b>POPULATION</b>                |              |       |       |       |       |       |
| <b>LIVE BIRTHS</b>               | 14           | 14    | 0     | 0.0   | 0.0   | 0.0   |
| 10-14                            | 0            | 0     | 0     | 0.0   | 0.0   | 0.0   |
| 15-17                            | 2            | 2     | 0     | 0.0   | 0.0   | 0.0   |
| 18-19                            | 4            | 4     | 0     | 0.0   | 0.0   | 0.0   |
| Age of Mother                    |              |       |       |       |       |       |
| 20-24                            | 2            | 2     | 0     | 0.0   | 0.0   | 0.0   |
| 25-29                            | 4            | 4     | 0     | 0.0   | 0.0   | 0.0   |
| 30-34                            | 1            | 1     | 0     | 0.0   | 0.0   | 0.0   |
| 35-39                            | 1            | 1     | 0     | 0.0   | 0.0   | 0.0   |
| 40-44                            | 0            | 0     | 0     | 0.0   | 0.0   | 0.0   |
| >44                              | 0            | 0     | 0     | 0.0   | 0.0   | 0.0   |
| <b>UNWED MOTHER BIRTH RATE</b>   | 3            | 3     | 0     | 0.0   | 0.0   | 0.0   |
| 10-14                            | 0            | 0     | 0     | 0.0   | 0.0   | 0.0   |
| 15-17                            | 1            | 1     | 0     | 0.0   | 0.0   | 0.0   |
| 18-19                            | 1            | 1     | 0     | 0.0   | 0.0   | 0.0   |
| Age of Mother                    |              |       |       |       |       |       |
| 20-24                            | 0            | 0     | 0     | 0.0   | 0.0   | 0.0   |
| 25-29                            | 1            | 1     | 0     | 0.0   | 0.0   | 0.0   |
| 30-34                            | 0            | 0     | 0     | 0.0   | 0.0   | 0.0   |
| 35-39                            | 0            | 0     | 0     | 0.0   | 0.0   | 0.0   |
| 40-44                            | 0            | 0     | 0     | 0.0   | 0.0   | 0.0   |
| >44                              | 0            | 0     | 0     | 0.0   | 0.0   | 0.0   |
| <b>% BIRTH WEIGHT (grams)</b>    |              |       |       |       |       |       |
| <500                             | 0            | 0     | 0     | 0.0   | 0.0   | 0.0   |
| 500-1499                         | 0            | 0     | 0     | 0.0   | 0.0   | 0.0   |
| 1500-2499                        | 1            | 1     | 0     | 0.0   | 0.0   | 0.0   |
| 2500-3999                        | 12           | 12    | 0     | 0.0   | 0.0   | 0.0   |
| ≥4000                            | 1            | 1     | 0     | 0.0   | 0.0   | 0.0   |
| <b>% OUT OF HOSPITAL BIRTHS</b>  | 1            | 1     | 0     | 0.0   | 0.0   | 0.0   |
| <b>SPONTANEOUS ABORTION RATE</b> | 0            | 0     | 0     | 0.0   | 0.0   | 0.0   |
| 10-14                            | 0            | 0     | 0     | 0.0   | 0.0   | 0.0   |
| 15-17                            | 0            | 0     | 0     | 0.0   | 0.0   | 0.0   |
| 18-19                            | 0            | 0     | 0     | 0.0   | 0.0   | 0.0   |
| Age of Mother                    |              |       |       |       |       |       |
| 20-24                            | 0            | 0     | 0     | 0.0   | 0.0   | 0.0   |
| 25-29                            | 0            | 0     | 0     | 0.0   | 0.0   | 0.0   |
| 30-34                            | 0            | 0     | 0     | 0.0   | 0.0   | 0.0   |
| 35-39                            | 0            | 0     | 0     | 0.0   | 0.0   | 0.0   |
| 40-44                            | 0            | 0     | 0     | 0.0   | 0.0   | 0.0   |
| >44                              | 0            | 0     | 0     | 0.0   | 0.0   | 0.0   |
| <b>INDUCED TERMINATION RATE</b>  | 1            | 1     | 0     | 0.0   | 0.0   | 0.0   |
| 10-14                            | 0            | 0     | 0     | 0.0   | 0.0   | 0.0   |
| 15-17                            | 0            | 0     | 0     | 0.0   | 0.0   | 0.0   |
| 18-19                            | 0            | 0     | 0     | 0.0   | 0.0   | 0.0   |
| Age of Recipient                 |              |       |       |       |       |       |
| 20-24                            | 1            | 1     | 0     | 0.0   | 0.0   | 0.0   |
| 25-29                            | 0            | 0     | 0     | 0.0   | 0.0   | 0.0   |
| 30-34                            | 0            | 0     | 0     | 0.0   | 0.0   | 0.0   |
| 35-39                            | 0            | 0     | 0     | 0.0   | 0.0   | 0.0   |
| 40-44                            | 0            | 0     | 0     | 0.0   | 0.0   | 0.0   |
| >44                              | 0            | 0     | 0     | 0.0   | 0.0   | 0.0   |

## HISPANIC VITAL STATISTICS BY RACE, BY DHR HEALTH DISTRICT, 1989

| ITEM                             | MACON (5-2) |       |       |       |       |       |
|----------------------------------|-------------|-------|-------|-------|-------|-------|
|                                  | NUMBER      |       |       | RATE  |       |       |
|                                  | Total       | White | Black | Total | White | Black |
| <b>POPULATION</b>                |             |       |       |       |       |       |
| <b>LIVE BIRTHS</b>               | 42          | 40    | 2     | 0.0   | 0.0   | 0.0   |
| 10-14                            | 0           | 0     | 0     | 0.0   | 0.0   | 0.0   |
| 15-17                            | 2           | 2     | 0     | 0.0   | 0.0   | 0.0   |
| 18-19                            | 6           | 6     | 0     | 0.0   | 0.0   | 0.0   |
| Age of Mother                    |             |       |       |       |       |       |
| 20-24                            | 7           | 7     | 0     | 0.0   | 0.0   | 0.0   |
| 25-29                            | 14          | 13    | 1     | 0.0   | 0.0   | 0.0   |
| 30-34                            | 7           | 6     | 1     | 0.0   | 0.0   | 0.0   |
| 35-39                            | 5           | 5     | 0     | 0.0   | 0.0   | 0.0   |
| 40-44                            | 1           | 1     | 0     | 0.0   | 0.0   | 0.0   |
| >44                              | 0           | 0     | 0     | 0.0   | 0.0   | 0.0   |
| <b>UNWED MOTHER BIRTH RATE</b>   | 7           | 7     | 0     | 0.0   | 0.0   | 0.0   |
| 10-14                            | 0           | 0     | 0     | 0.0   | 0.0   | 0.0   |
| 15-17                            | 1           | 1     | 0     | 0.0   | 0.0   | 0.0   |
| 18-19                            | 3           | 3     | 0     | 0.0   | 0.0   | 0.0   |
| Age of Mother                    |             |       |       |       |       |       |
| 20-24                            | 0           | 0     | 0     | 0.0   | 0.0   | 0.0   |
| 25-29                            | 1           | 1     | 0     | 0.0   | 0.0   | 0.0   |
| 30-34                            | 2           | 2     | 0     | 0.0   | 0.0   | 0.0   |
| 35-39                            | 0           | 0     | 0     | 0.0   | 0.0   | 0.0   |
| 40-44                            | 0           | 0     | 0     | 0.0   | 0.0   | 0.0   |
| >44                              | 0           | 0     | 0     | 0.0   | 0.0   | 0.0   |
| <b>% BIRTH WEIGHT (grams)</b>    |             |       |       |       |       |       |
| <500                             | 0           | 0     | 0     | 0.0   | 0.0   | 0.0   |
| 500-1499                         | 0           | 0     | 0     | 0.0   | 0.0   | 0.0   |
| 1500-2499                        | 3           | 2     | 1     | 0.0   | 0.0   | 0.0   |
| 2500-3999                        | 34          | 33    | 1     | 0.0   | 0.0   | 0.0   |
| ≥4000                            | 5           | 5     | 0     | 0.0   | 0.0   | 0.0   |
| <b>% OUT OF HOSPITAL BIRTHS</b>  | 0           | 0     | 0     | 0.0   | 0.0   | 0.0   |
| <b>SPONTANEOUS ABORTION RATE</b> | 2           | 2     | 0     | 0.0   | 0.0   | 0.0   |
| 10-14                            | 0           | 0     | 0     | 0.0   | 0.0   | 0.0   |
| 15-17                            | 0           | 0     | 0     | 0.0   | 0.0   | 0.0   |
| 18-19                            | 0           | 0     | 0     | 0.0   | 0.0   | 0.0   |
| Age of Mother                    |             |       |       |       |       |       |
| 20-24                            | 1           | 1     | 0     | 0.0   | 0.0   | 0.0   |
| 25-29                            | 1           | 1     | 0     | 0.0   | 0.0   | 0.0   |
| 30-34                            | 0           | 0     | 0     | 0.0   | 0.0   | 0.0   |
| 35-39                            | 0           | 0     | 0     | 0.0   | 0.0   | 0.0   |
| 40-44                            | 0           | 0     | 0     | 0.0   | 0.0   | 0.0   |
| >44                              | 0           | 0     | 0     | 0.0   | 0.0   | 0.0   |
| <b>INDUCED TERMINATION RATE</b>  | 6           | 5     | 1     | 0.0   | 0.0   | 0.0   |
| 10-14                            | 0           | 0     | 0     | 0.0   | 0.0   | 0.0   |
| 15-17                            | 0           | 0     | 0     | 0.0   | 0.0   | 0.0   |
| 18-19                            | 1           | 1     | 0     | 0.0   | 0.0   | 0.0   |
| Age of Recipient                 |             |       |       |       |       |       |
| 20-24                            | 1           | 1     | 0     | 0.0   | 0.0   | 0.0   |
| 25-29                            | 1           | 1     | 0     | 0.0   | 0.0   | 0.0   |
| 30-34                            | 1           | 1     | 0     | 0.0   | 0.0   | 0.0   |
| 35-39                            | 2           | 1     | 1     | 0.0   | 0.0   | 0.0   |
| 40-44                            | 0           | 0     | 0     | 0.0   | 0.0   | 0.0   |
| >44                              | 0           | 0     | 0     | 0.0   | 0.0   | 0.0   |

## HISPANIC VITAL STATISTICS BY RACE, BY DHR HEALTH DISTRICT, 1989

| ITEM                             | AUGUSTA (6) |           |           |            |            |            |
|----------------------------------|-------------|-----------|-----------|------------|------------|------------|
|                                  | NUMBER      |           |           | RATE       |            |            |
|                                  | Total       | White     | Black     | Total      | White      | Black      |
| <b>POPULATION</b>                |             |           |           |            |            |            |
| <b>LIVE BIRTHS</b>               | <b>99</b>   | <b>81</b> | <b>12</b> | <b>0.0</b> | <b>0.0</b> | <b>0.0</b> |
| 10-14                            | 0           | 0         | 0         | 0.0        | 0.0        | 0.0        |
| 15-17                            | 2           | 2         | 0         | 0.0        | 0.0        | 0.0        |
| 18-19                            | 13          | 11        | 1         | 0.0        | 0.0        | 0.0        |
| Age of Mother                    |             |           |           |            |            |            |
| 20-24                            | 25          | 22        | 3         | 0.0        | 0.0        | 0.0        |
| 25-29                            | 23          | 20        | 2         | 0.0        | 0.0        | 0.0        |
| 30-34                            | 29          | 21        | 4         | 0.0        | 0.0        | 0.0        |
| 35-39                            | 6           | 4         | 2         | 0.0        | 0.0        | 0.0        |
| 40-44                            | 0           | 0         | 0         | 0.0        | 0.0        | 0.0        |
| >44                              | 1           | 1         | 0         | 0.0        | 0.0        | 0.0        |
| <b>UNWED MOTHER BIRTH RATE</b>   | <b>14</b>   | <b>14</b> | <b>0</b>  | <b>0.0</b> | <b>0.0</b> | <b>0.0</b> |
| 10-14                            | 0           | 0         | 0         | 0.0        | 0.0        | 0.0        |
| 15-17                            | 0           | 0         | 0         | 0.0        | 0.0        | 0.0        |
| 18-19                            | 6           | 6         | 0         | 0.0        | 0.0        | 0.0        |
| Age of Mother                    |             |           |           |            |            |            |
| 20-24                            | 3           | 3         | 0         | 0.0        | 0.0        | 0.0        |
| 25-29                            | 3           | 3         | 0         | 0.0        | 0.0        | 0.0        |
| 30-34                            | 1           | 1         | 0         | 0.0        | 0.0        | 0.0        |
| 35-39                            | 1           | 1         | 0         | 0.0        | 0.0        | 0.0        |
| 40-44                            | 0           | 0         | 0         | 0.0        | 0.0        | 0.0        |
| >44                              | 0           | 0         | 0         | 0.0        | 0.0        | 0.0        |
| <b>% BIRTH WEIGHT (grams)</b>    |             |           |           |            |            |            |
| <500                             | 0           | 0         | 0         | 0.0        | 0.0        | 0.0        |
| 500-1499                         | 1           | 1         | 0         | 0.0        | 0.0        | 0.0        |
| 1500-2499                        | 4           | 2         | 2         | 0.0        | 0.0        | 0.0        |
| 2500-3999                        | 86          | 72        | 9         | 0.0        | 0.0        | 0.0        |
| ≥4000                            | 8           | 6         | 1         | 0.0        | 0.0        | 0.0        |
| <b>% OUT OF HOSPITAL BIRTHS</b>  | <b>0</b>    | <b>0</b>  | <b>0</b>  | <b>0.0</b> | <b>0.0</b> | <b>0.0</b> |
| <b>SPONTANEOUS ABORTION RATE</b> | <b>3</b>    | <b>2</b>  | <b>1</b>  | <b>0.0</b> | <b>0.0</b> | <b>0.0</b> |
| 10-14                            | 0           | 0         | 0         | 0.0        | 0.0        | 0.0        |
| 15-17                            | 0           | 0         | 0         | 0.0        | 0.0        | 0.0        |
| 18-19                            | 0           | 0         | 0         | 0.0        | 0.0        | 0.0        |
| Age of Mother                    |             |           |           |            |            |            |
| 20-24                            | 1           | 1         | 0         | 0.0        | 0.0        | 0.0        |
| 25-29                            | 2           | 1         | 1         | 0.0        | 0.0        | 0.0        |
| 30-34                            | 0           | 0         | 0         | 0.0        | 0.0        | 0.0        |
| 35-39                            | 0           | 0         | 0         | 0.0        | 0.0        | 0.0        |
| 40-44                            | 0           | 0         | 0         | 0.0        | 0.0        | 0.0        |
| >44                              | 0           | 0         | 0         | 0.0        | 0.0        | 0.0        |
| <b>INDUCED TERMINATION RATE</b>  | <b>23</b>   | <b>18</b> | <b>3</b>  | <b>0.0</b> | <b>0.0</b> | <b>0.0</b> |
| 10-14                            | 0           | 0         | 0         | 0.0        | 0.0        | 0.0        |
| 15-17                            | 2           | 2         | 0         | 0.0        | 0.0        | 0.0        |
| 18-19                            | 0           | 0         | 0         | 0.0        | 0.0        | 0.0        |
| Age of Recipient                 |             |           |           |            |            |            |
| 20-24                            | 12          | 8         | 2         | 0.0        | 0.0        | 0.0        |
| 25-29                            | 5           | 4         | 1         | 0.0        | 0.0        | 0.0        |
| 30-34                            | 4           | 4         | 0         | 0.0        | 0.0        | 0.0        |
| 35-39                            | 0           | 0         | 0         | 0.0        | 0.0        | 0.0        |
| 40-44                            | 0           | 0         | 0         | 0.0        | 0.0        | 0.0        |
| >44                              | 0           | 0         | 0         | 0.0        | 0.0        | 0.0        |

## HISPANIC VITAL STATISTICS BY RACE, BY DHR HEALTH DISTRICT, 1989

| ITEM                             |                                 | COLUMBUS (7) |       |       |       |       |       |
|----------------------------------|---------------------------------|--------------|-------|-------|-------|-------|-------|
|                                  |                                 | NUMBER       |       |       | RATE  |       |       |
|                                  |                                 | Total        | White | Black | Total | White | Black |
| <b>POPULATION</b>                |                                 |              |       |       |       |       |       |
| <b>LIVE BIRTHS</b>               |                                 | 178          | 149   | 24    | 0.0   | 0.0   | 0.0   |
|                                  | 10-14                           | 0            | 0     | 0     | 0.0   | 0.0   | 0.0   |
|                                  | 15-17                           | 3            | 3     | 0     | 0.0   | 0.0   | 0.0   |
|                                  | 18-19                           | 22           | 17    | 5     | 0.0   | 0.0   | 0.0   |
| Age<br>of<br>Mother              | 20-24                           | 67           | 55    | 8     | 0.0   | 0.0   | 0.0   |
|                                  | 25-29                           | 51           | 43    | 7     | 0.0   | 0.0   | 0.0   |
|                                  | 30-34                           | 23           | 21    | 2     | 0.0   | 0.0   | 0.0   |
|                                  | 35-39                           | 11           | 9     | 2     | 0.0   | 0.0   | 0.0   |
|                                  | 40-44                           | 1            | 1     | 0     | 0.0   | 0.0   | 0.0   |
|                                  | >44                             | 0            | 0     | 0     | 0.0   | 0.0   | 0.0   |
|                                  | <b>UNWED MOTHER BIRTH RATE</b>  |              | 26    | 20    | 6     | 0.0   | 0.0   |
|                                  | 10-14                           | 0            | 0     | 0     | 0.0   | 0.0   | 0.0   |
|                                  | 15-17                           | 2            | 2     | 0     | 0.0   | 0.0   | 0.0   |
|                                  | 18-19                           | 4            | 2     | 2     | 0.0   | 0.0   | 0.0   |
| Age<br>of<br>Mother              | 20-24                           | 11           | 9     | 2     | 0.0   | 0.0   | 0.0   |
|                                  | 25-29                           | 6            | 5     | 1     | 0.0   | 0.0   | 0.0   |
|                                  | 30-34                           | 3            | 2     | 1     | 0.0   | 0.0   | 0.0   |
|                                  | 35-39                           | 0            | 0     | 0     | 0.0   | 0.0   | 0.0   |
|                                  | 40-44                           | 0            | 0     | 0     | 0.0   | 0.0   | 0.0   |
|                                  | >44                             | 0            | 0     | 0     | 0.0   | 0.0   | 0.0   |
|                                  | % BIRTH<br>WEIGHT<br>(grams)    | <500         | 1     | 0     | 1     | 0.0   | 0.0   |
| 500-1499                         |                                 | 3            | 2     | 1     | 0.0   | 0.0   | 0.0   |
| 1500-2499                        |                                 | 2            | 0     | 2     | 0.0   | 0.0   | 0.0   |
| 2500-3999                        |                                 | 153          | 129   | 19    | 0.0   | 0.0   | 0.0   |
| ≥4000                            |                                 | 19           | 18    | 1     | 0.0   | 0.0   | 0.0   |
| <b>% OUT OF HOSPITAL BIRTHS</b>  |                                 | 0            | 0     | 0     | 0.0   | 0.0   | 0.0   |
| <b>SPONTANEOUS ABORTION RATE</b> |                                 | 2            | 2     | 0     | 0.0   | 0.0   | 0.0   |
|                                  | 10-14                           | 0            | 0     | 0     | 0.0   | 0.0   | 0.0   |
|                                  | 15-17                           | 0            | 0     | 0     | 0.0   | 0.0   | 0.0   |
|                                  | 18-19                           | 1            | 1     | 0     | 0.0   | 0.0   | 0.0   |
| Age<br>of<br>Mother              | 20-24                           | 0            | 0     | 0     | 0.0   | 0.0   | 0.0   |
|                                  | 25-29                           | 0            | 0     | 0     | 0.0   | 0.0   | 0.0   |
|                                  | 30-34                           | 1            | 1     | 0     | 0.0   | 0.0   | 0.0   |
|                                  | 35-39                           | 0            | 0     | 0     | 0.0   | 0.0   | 0.0   |
|                                  | 40-44                           | 0            | 0     | 0     | 0.0   | 0.0   | 0.0   |
|                                  | >44                             | 0            | 0     | 0     | 0.0   | 0.0   | 0.0   |
|                                  | <b>INDUCED TERMINATION RATE</b> |              | 12    | 9     | 0     | 0.0   | 0.0   |
|                                  | 10-14                           | 0            | 0     | 0     | 0.0   | 0.0   | 0.0   |
|                                  | 15-17                           | 1            | 1     | 0     | 0.0   | 0.0   | 0.0   |
|                                  | 18-19                           | 1            | 1     | 0     | 0.0   | 0.0   | 0.0   |
| Age<br>of<br>Recipient           | 20-24                           | 0            | 0     | 0     | 0.0   | 0.0   | 0.0   |
|                                  | 25-29                           | 6            | 5     | 0     | 0.0   | 0.0   | 0.0   |
|                                  | 30-34                           | 2            | 2     | 0     | 0.0   | 0.0   | 0.0   |
|                                  | 35-39                           | 1            | 0     | 0     | 0.0   | 0.0   | 0.0   |
|                                  | 40-44                           | 1            | 0     | 0     | 0.0   | 0.0   | 0.0   |
|                                  | >44                             | 0            | 0     | 0     | 0.0   | 0.0   | 0.0   |

## HISPANIC VITAL STATISTICS BY RACE, BY DHR HEALTH DISTRICT, 1989

| ITEM                             | VALDOSTA (8-1) |       |       |       |       |       |
|----------------------------------|----------------|-------|-------|-------|-------|-------|
|                                  | NUMBER         |       |       | RATE  |       |       |
|                                  | Total          | White | Black | Total | White | Black |
| <b>POPULATION</b>                |                |       |       |       |       |       |
| <b>LIVE BIRTHS</b>               | 61             | 59    | 1     | 0.0   | 0.0   | 0.0   |
| 10-14                            | 1              | 1     | 0     | 0.0   | 0.0   | 0.0   |
| 15-17                            | 4              | 4     | 0     | 0.0   | 0.0   | 0.0   |
| 18-19                            | 8              | 7     | 0     | 0.0   | 0.0   | 0.0   |
| Age of Mother                    |                |       |       |       |       |       |
| 20-24                            | 18             | 18    | 0     | 0.0   | 0.0   | 0.0   |
| 25-29                            | 21             | 20    | 1     | 0.0   | 0.0   | 0.0   |
| 30-34                            | 6              | 6     | 0     | 0.0   | 0.0   | 0.0   |
| 35-39                            | 3              | 3     | 0     | 0.0   | 0.0   | 0.0   |
| 40-44                            | 0              | 0     | 0     | 0.0   | 0.0   | 0.0   |
| >44                              | 0              | 0     | 0     | 0.0   | 0.0   | 0.0   |
| <b>UNWED MOTHER BIRTH RATE</b>   | 16             | 16    | 0     | 0.0   | 0.0   | 0.0   |
| 10-14                            | 0              | 0     | 0     | 0.0   | 0.0   | 0.0   |
| 15-17                            | 1              | 1     | 0     | 0.0   | 0.0   | 0.0   |
| 18-19                            | 2              | 2     | 0     | 0.0   | 0.0   | 0.0   |
| Age of Mother                    |                |       |       |       |       |       |
| 20-24                            | 3              | 3     | 0     | 0.0   | 0.0   | 0.0   |
| 25-29                            | 8              | 8     | 0     | 0.0   | 0.0   | 0.0   |
| 30-34                            | 1              | 1     | 0     | 0.0   | 0.0   | 0.0   |
| 35-39                            | 1              | 1     | 0     | 0.0   | 0.0   | 0.0   |
| 40-44                            | 0              | 0     | 0     | 0.0   | 0.0   | 0.0   |
| >44                              | 0              | 0     | 0     | 0.0   | 0.0   | 0.0   |
| <b>% BIRTH WEIGHT (grams)</b>    |                |       |       |       |       |       |
| <500                             | 0              | 0     | 0     | 0.0   | 0.0   | 0.0   |
| 500-1499                         | 0              | 0     | 0     | 0.0   | 0.0   | 0.0   |
| 1500-2499                        | 0              | 0     | 0     | 0.0   | 0.0   | 0.0   |
| 2500-3999                        | 53             | 52    | 1     | 0.0   | 0.0   | 0.0   |
| ≥4000                            | 8              | 7     | 0     | 0.0   | 0.0   | 0.0   |
| <b>% OUT OF HOSPITAL BIRTHS</b>  | 1              | 1     | 0     | 0.0   | 0.0   | 0.0   |
| <b>SPONTANEOUS ABORTION RATE</b> | 1              | 1     | 0     | 0.0   | 0.0   | 0.0   |
| 10-14                            | 0              | 0     | 0     | 0.0   | 0.0   | 0.0   |
| 15-17                            | 0              | 0     | 0     | 0.0   | 0.0   | 0.0   |
| 18-19                            | 0              | 0     | 0     | 0.0   | 0.0   | 0.0   |
| Age of Mother                    |                |       |       |       |       |       |
| 20-24                            | 1              | 1     | 0     | 0.0   | 0.0   | 0.0   |
| 25-29                            | 0              | 0     | 0     | 0.0   | 0.0   | 0.0   |
| 30-34                            | 0              | 0     | 0     | 0.0   | 0.0   | 0.0   |
| 35-39                            | 0              | 0     | 0     | 0.0   | 0.0   | 0.0   |
| 40-44                            | 0              | 0     | 0     | 0.0   | 0.0   | 0.0   |
| >44                              | 0              | 0     | 0     | 0.0   | 0.0   | 0.0   |
| <b>INDUCED TERMINATION RATE</b>  | 2              | 2     | 0     | 0.0   | 0.0   | 0.0   |
| 10-14                            | 1              | 1     | 0     | 0.0   | 0.0   | 0.0   |
| 15-17                            | 0              | 0     | 0     | 0.0   | 0.0   | 0.0   |
| 18-19                            | 0              | 0     | 0     | 0.0   | 0.0   | 0.0   |
| Age of Recipient                 |                |       |       |       |       |       |
| 20-24                            | 1              | 1     | 0     | 0.0   | 0.0   | 0.0   |
| 25-29                            | 0              | 0     | 0     | 0.0   | 0.0   | 0.0   |
| 30-34                            | 0              | 0     | 0     | 0.0   | 0.0   | 0.0   |
| 35-39                            | 0              | 0     | 0     | 0.0   | 0.0   | 0.0   |
| 40-44                            | 0              | 0     | 0     | 0.0   | 0.0   | 0.0   |
| >44                              | 0              | 0     | 0     | 0.0   | 0.0   | 0.0   |

## HISPANIC VITAL STATISTICS BY RACE, BY DHR HEALTH DISTRICT, 1989

| ITEM                             | ALBANY (8-2) |       |       |       |       |       |
|----------------------------------|--------------|-------|-------|-------|-------|-------|
|                                  | NUMBER       |       |       | RATE  |       |       |
|                                  | Total        | White | Black | Total | White | Black |
| <b>POPULATION</b>                |              |       |       |       |       |       |
| <b>LIVE BIRTHS</b>               | 53           | 48    | 4     | 0.0   | 0.0   | 0.0   |
| 10-14                            | 0            | 0     | 0     | 0.0   | 0.0   | 0.0   |
| 15-17                            | 4            | 4     | 0     | 0.0   | 0.0   | 0.0   |
| 18-19                            | 9            | 7     | 2     | 0.0   | 0.0   | 0.0   |
| Age of Mother                    |              |       |       |       |       |       |
| 20-24                            | 23           | 21    | 1     | 0.0   | 0.0   | 0.0   |
| 25-29                            | 8            | 8     | 0     | 0.0   | 0.0   | 0.0   |
| 30-34                            | 6            | 5     | 1     | 0.0   | 0.0   | 0.0   |
| 35-39                            | 3            | 3     | 0     | 0.0   | 0.0   | 0.0   |
| 40-44                            | 0            | 0     | 0     | 0.0   | 0.0   | 0.0   |
| >44                              | 0            | 0     | 0     | 0.0   | 0.0   | 0.0   |
| <b>UNWED MOTHER BIRTH RATE</b>   | 20           | 18    | 2     | 0.0   | 0.0   | 0.0   |
| 10-14                            | 0            | 0     | 0     | 0.0   | 0.0   | 0.0   |
| 15-17                            | 2            | 2     | 0     | 0.0   | 0.0   | 0.0   |
| 18-19                            | 6            | 5     | 1     | 0.0   | 0.0   | 0.0   |
| Age of Mother                    |              |       |       |       |       |       |
| 20-24                            | 5            | 5     | 0     | 0.0   | 0.0   | 0.0   |
| 25-29                            | 3            | 3     | 0     | 0.0   | 0.0   | 0.0   |
| 30-34                            | 3            | 2     | 1     | 0.0   | 0.0   | 0.0   |
| 35-39                            | 1            | 1     | 0     | 0.0   | 0.0   | 0.0   |
| 40-44                            | 0            | 0     | 0     | 0.0   | 0.0   | 0.0   |
| >44                              | 0            | 0     | 0     | 0.0   | 0.0   | 0.0   |
| <b>% BIRTH WEIGHT (grams)</b>    |              |       |       |       |       |       |
| <500                             | 0            | 0     | 0     | 0.0   | 0.0   | 0.0   |
| 500-1499                         | 1            | 1     | 0     | 0.0   | 0.0   | 0.0   |
| 1500-2499                        | 4            | 4     | 0     | 0.0   | 0.0   | 0.0   |
| 2500-3999                        | 40           | 36    | 3     | 0.0   | 0.0   | 0.0   |
| ≥4000                            | 8            | 7     | 1     | 0.0   | 0.0   | 0.0   |
| <b>% OUT OF HOSPITAL BIRTHS</b>  | 0            | 0     | 0     | 0.0   | 0.0   | 0.0   |
| <b>SPONTANEOUS ABORTION RATE</b> | 1            | 0     | 0     | 0.0   | 0.0   | 0.0   |
| 10-14                            | 0            | 0     | 0     | 0.0   | 0.0   | 0.0   |
| 15-17                            | 0            | 0     | 0     | 0.0   | 0.0   | 0.0   |
| 18-19                            | 0            | 0     | 0     | 0.0   | 0.0   | 0.0   |
| Age of Mother                    |              |       |       |       |       |       |
| 20-24                            | 0            | 0     | 0     | 0.0   | 0.0   | 0.0   |
| 25-29                            | 0            | 0     | 0     | 0.0   | 0.0   | 0.0   |
| 30-34                            | 1            | 0     | 0     | 0.0   | 0.0   | 0.0   |
| 35-39                            | 0            | 0     | 0     | 0.0   | 0.0   | 0.0   |
| 40-44                            | 0            | 0     | 0     | 0.0   | 0.0   | 0.0   |
| >44                              | 0            | 0     | 0     | 0.0   | 0.0   | 0.0   |
| <b>INDUCED TERMINATION RATE</b>  | 3            | 2     | 0     | 0.0   | 0.0   | 0.0   |
| 10-14                            | 0            | 0     | 0     | 0.0   | 0.0   | 0.0   |
| 15-17                            | 0            | 0     | 0     | 0.0   | 0.0   | 0.0   |
| 18-19                            | 0            | 0     | 0     | 0.0   | 0.0   | 0.0   |
| Age of Recipient                 |              |       |       |       |       |       |
| 20-24                            | 1            | 1     | 0     | 0.0   | 0.0   | 0.0   |
| 25-29                            | 2            | 1     | 0     | 0.0   | 0.0   | 0.0   |
| 30-34                            | 0            | 0     | 0     | 0.0   | 0.0   | 0.0   |
| 35-39                            | 0            | 0     | 0     | 0.0   | 0.0   | 0.0   |
| 40-44                            | 0            | 0     | 0     | 0.0   | 0.0   | 0.0   |
| >44                              | 0            | 0     | 0     | 0.0   | 0.0   | 0.0   |

## HISPANIC VITAL STATISTICS BY RACE, BY DHR HEALTH DISTRICT, 1989

| ITEM                             | SAVANNAH (9-1) |       |       |       |       |       |
|----------------------------------|----------------|-------|-------|-------|-------|-------|
|                                  | NUMBER         |       |       | RATE  |       |       |
|                                  | Total          | White | Black | Total | White | Black |
| <b>POPULATION</b>                |                |       |       |       |       |       |
| <b>LIVE BIRTHS</b>               | 49             | 41    | 7     | 0.0   | 0.0   | 0.0   |
| 10-14                            | 0              | 0     | 0     | 0.0   | 0.0   | 0.0   |
| 15-17                            | 3              | 2     | 1     | 0.0   | 0.0   | 0.0   |
| 18-19                            | 4              | 3     | 1     | 0.0   | 0.0   | 0.0   |
| Age of Mother                    |                |       |       |       |       |       |
| 20-24                            | 11             | 11    | 0     | 0.0   | 0.0   | 0.0   |
| 25-29                            | 23             | 20    | 3     | 0.0   | 0.0   | 0.0   |
| 30-34                            | 4              | 3     | 1     | 0.0   | 0.0   | 0.0   |
| 35-39                            | 4              | 2     | 1     | 0.0   | 0.0   | 0.0   |
| 40-44                            | 0              | 0     | 0     | 0.0   | 0.0   | 0.0   |
| >44                              | 0              | 0     | 0     | 0.0   | 0.0   | 0.0   |
| <b>UNWED MOTHER BIRTH RATE</b>   | 6              | 4     | 2     | 0.0   | 0.0   | 0.0   |
| 10-14                            | 0              | 0     | 0     | 0.0   | 0.0   | 0.0   |
| 15-17                            | 1              | 1     | 0     | 0.0   | 0.0   | 0.0   |
| 18-19                            | 2              | 1     | 1     | 0.0   | 0.0   | 0.0   |
| Age of Mother                    |                |       |       |       |       |       |
| 20-24                            | 1              | 1     | 0     | 0.0   | 0.0   | 0.0   |
| 25-29                            | 1              | 0     | 1     | 0.0   | 0.0   | 0.0   |
| 30-34                            | 1              | 1     | 0     | 0.0   | 0.0   | 0.0   |
| 35-39                            | 0              | 0     | 0     | 0.0   | 0.0   | 0.0   |
| 40-44                            | 0              | 0     | 0     | 0.0   | 0.0   | 0.0   |
| >44                              | 0              | 0     | 0     | 0.0   | 0.0   | 0.0   |
| <b>% BIRTH WEIGHT (grams)</b>    |                |       |       |       |       |       |
| <500                             | 0              | 0     | 0     | 0.0   | 0.0   | 0.0   |
| 500-1499                         | 0              | 0     | 0     | 0.0   | 0.0   | 0.0   |
| 1500-2499                        | 2              | 2     | 0     | 0.0   | 0.0   | 0.0   |
| 2500-3999                        | 43             | 35    | 7     | 0.0   | 0.0   | 0.0   |
| ≥4000                            | 4              | 4     | 0     | 0.0   | 0.0   | 0.0   |
| <b>% OUT OF HOSPITAL BIRTHS</b>  | 2              | 2     | 0     | 0.0   | 0.0   | 0.0   |
| <b>SPONTANEOUS ABORTION RATE</b> | 1              | 1     | 0     | 0.0   | 0.0   | 0.0   |
| 10-14                            | 0              | 0     | 0     | 0.0   | 0.0   | 0.0   |
| 15-17                            | 0              | 0     | 0     | 0.0   | 0.0   | 0.0   |
| 18-19                            | 0              | 0     | 0     | 0.0   | 0.0   | 0.0   |
| Age of Mother                    |                |       |       |       |       |       |
| 20-24                            | 0              | 0     | 0     | 0.0   | 0.0   | 0.0   |
| 25-29                            | 1              | 1     | 0     | 0.0   | 0.0   | 0.0   |
| 30-34                            | 0              | 0     | 0     | 0.0   | 0.0   | 0.0   |
| 35-39                            | 0              | 0     | 0     | 0.0   | 0.0   | 0.0   |
| 40-44                            | 0              | 0     | 0     | 0.0   | 0.0   | 0.0   |
| >44                              | 0              | 0     | 0     | 0.0   | 0.0   | 0.0   |
| <b>INDUCED TERMINATION RATE</b>  | 4              | 3     | 1     | 0.0   | 0.0   | 0.0   |
| 10-14                            | 0              | 0     | 0     | 0.0   | 0.0   | 0.0   |
| 15-17                            | 0              | 0     | 0     | 0.0   | 0.0   | 0.0   |
| 18-19                            | 0              | 0     | 0     | 0.0   | 0.0   | 0.0   |
| Age of Recipient                 |                |       |       |       |       |       |
| 20-24                            | 3              | 2     | 1     | 0.0   | 0.0   | 0.0   |
| 25-29                            | 1              | 1     | 0     | 0.0   | 0.0   | 0.0   |
| 30-34                            | 0              | 0     | 0     | 0.0   | 0.0   | 0.0   |
| 35-39                            | 0              | 0     | 0     | 0.0   | 0.0   | 0.0   |
| 40-44                            | 0              | 0     | 0     | 0.0   | 0.0   | 0.0   |
| >44                              | 0              | 0     | 0     | 0.0   | 0.0   | 0.0   |



## HISPANIC VITAL STATISTICS BY RACE, BY DHR HEALTH DISTRICT, 1989

| ITEM                             | WAYCROSS (9-2) |           |          |            |            |            |
|----------------------------------|----------------|-----------|----------|------------|------------|------------|
|                                  | NUMBER         |           |          | RATE       |            |            |
|                                  | Total          | White     | Black    | Total      | White      | Black      |
| <b>POPULATION</b>                |                |           |          |            |            |            |
| <b>LIVE BIRTHS</b>               | <b>88</b>      | <b>85</b> | <b>2</b> | <b>0.0</b> | <b>0.0</b> | <b>0.0</b> |
| 10-14                            | 1              | 1         | 0        | 0.0        | 0.0        | 0.0        |
| 15-17                            | 8              | 8         | 0        | 0.0        | 0.0        | 0.0        |
| 18-19                            | 16             | 16        | 0        | 0.0        | 0.0        | 0.0        |
| Age of Mother                    |                |           |          |            |            |            |
| 20-24                            | 29             | 27        | 2        | 0.0        | 0.0        | 0.0        |
| 25-29                            | 19             | 19        | 0        | 0.0        | 0.0        | 0.0        |
| 30-34                            | 11             | 10        | 0        | 0.0        | 0.0        | 0.0        |
| 35-39                            | 3              | 3         | 0        | 0.0        | 0.0        | 0.0        |
| 40-44                            | 1              | 1         | 0        | 0.0        | 0.0        | 0.0        |
| >44                              | 0              | 0         | 0        | 0.0        | 0.0        | 0.0        |
| <b>UNWED MOTHER BIRTH RATE</b>   | <b>23</b>      | <b>22</b> | <b>1</b> | <b>0.0</b> | <b>0.0</b> | <b>0.0</b> |
| 10-14                            | 1              | 1         | 0        | 0.0        | 0.0        | 0.0        |
| 15-17                            | 5              | 5         | 0        | 0.0        | 0.0        | 0.0        |
| 18-19                            | 5              | 5         | 0        | 0.0        | 0.0        | 0.0        |
| Age of Mother                    |                |           |          |            |            |            |
| 20-24                            | 8              | 7         | 1        | 0.0        | 0.0        | 0.0        |
| 25-29                            | 4              | 4         | 0        | 0.0        | 0.0        | 0.0        |
| 30-34                            | 0              | 0         | 0        | 0.0        | 0.0        | 0.0        |
| 35-39                            | 0              | 0         | 0        | 0.0        | 0.0        | 0.0        |
| 40-44                            | 0              | 0         | 0        | 0.0        | 0.0        | 0.0        |
| >44                              | 0              | 0         | 0        | 0.0        | 0.0        | 0.0        |
| <b>% BIRTH WEIGHT (grams)</b>    |                |           |          |            |            |            |
| <500                             | 0              | 0         | 0        | 0.0        | 0.0        | 0.0        |
| 500-1499                         | 0              | 0         | 0        | 0.0        | 0.0        | 0.0        |
| 1500-2499                        | 8              | 7         | 1        | 0.0        | 0.0        | 0.0        |
| 2500-3999                        | 75             | 73        | 1        | 0.0        | 0.0        | 0.0        |
| ≥4000                            | 5              | 5         | 0        | 0.0        | 0.0        | 0.0        |
| <b>% OUT OF HOSPITAL BIRTHS</b>  | <b>0</b>       | <b>0</b>  | <b>0</b> | <b>0.0</b> | <b>0.0</b> | <b>0.0</b> |
| <b>SPONTANEOUS ABORTION RATE</b> | <b>2</b>       | <b>2</b>  | <b>0</b> | <b>0.0</b> | <b>0.0</b> | <b>0.0</b> |
| 10-14                            | 0              | 0         | 0        | 0.0        | 0.0        | 0.0        |
| 15-17                            | 1              | 1         | 0        | 0.0        | 0.0        | 0.0        |
| 18-19                            | 0              | 0         | 0        | 0.0        | 0.0        | 0.0        |
| Age of Mother                    |                |           |          |            |            |            |
| 20-24                            | 1              | 1         | 0        | 0.0        | 0.0        | 0.0        |
| 25-29                            | 0              | 0         | 0        | 0.0        | 0.0        | 0.0        |
| 30-34                            | 0              | 0         | 0        | 0.0        | 0.0        | 0.0        |
| 35-39                            | 0              | 0         | 0        | 0.0        | 0.0        | 0.0        |
| 40-44                            | 0              | 0         | 0        | 0.0        | 0.0        | 0.0        |
| >44                              | 0              | 0         | 0        | 0.0        | 0.0        | 0.0        |
| <b>INDUCED TERMINATION RATE</b>  | <b>1</b>       | <b>1</b>  | <b>0</b> | <b>0.0</b> | <b>0.0</b> | <b>0.0</b> |
| 10-14                            | 0              | 0         | 0        | 0.0        | 0.0        | 0.0        |
| 15-17                            | 0              | 0         | 0        | 0.0        | 0.0        | 0.0        |
| 18-19                            | 1              | 1         | 0        | 0.0        | 0.0        | 0.0        |
| Age of Recipient                 |                |           |          |            |            |            |
| 20-24                            | 0              | 0         | 0        | 0.0        | 0.0        | 0.0        |
| 25-29                            | 0              | 0         | 0        | 0.0        | 0.0        | 0.0        |
| 30-34                            | 0              | 0         | 0        | 0.0        | 0.0        | 0.0        |
| 35-39                            | 0              | 0         | 0        | 0.0        | 0.0        | 0.0        |
| 40-44                            | 0              | 0         | 0        | 0.0        | 0.0        | 0.0        |
| >44                              | 0              | 0         | 0        | 0.0        | 0.0        | 0.0        |

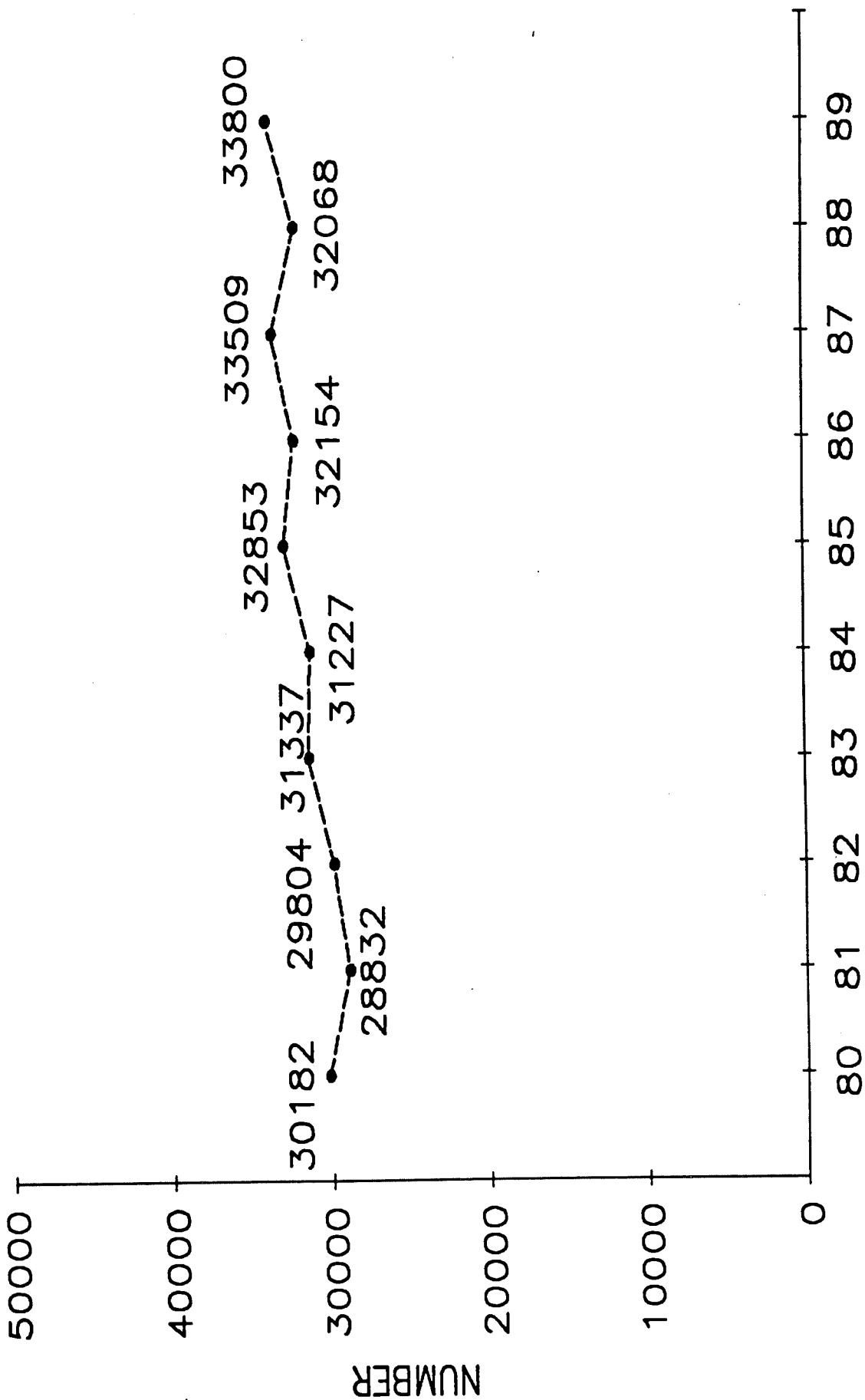
## HISPANIC VITAL STATISTICS BY RACE, BY DHR HEALTH DISTRICT, 1989

| ITEM                             | BRUNSWICK (9-3) |       |       |       |       |       |
|----------------------------------|-----------------|-------|-------|-------|-------|-------|
|                                  | NUMBER          |       |       | RATE  |       |       |
|                                  | Total           | White | Black | Total | White | Black |
| <b>POPULATION</b>                |                 |       |       |       |       |       |
| <b>LIVE BIRTHS</b>               | 166             | 153   | 11    | 0.0   | 0.0   | 0.0   |
| 10-14                            | 0               | 0     | 0     | 0.0   | 0.0   | 0.0   |
| 15-17                            | 5               | 5     | 0     | 0.0   | 0.0   | 0.0   |
| 18-19                            | 11              | 10    | 1     | 0.0   | 0.0   | 0.0   |
| Age of Mother                    |                 |       |       |       |       |       |
| 20-24                            | 73              | 66    | 6     | 0.0   | 0.0   | 0.0   |
| 25-29                            | 61              | 58    | 2     | 0.0   | 0.0   | 0.0   |
| 30-34                            | 11              | 10    | 1     | 0.0   | 0.0   | 0.0   |
| 35-39                            | 4               | 3     | 1     | 0.0   | 0.0   | 0.0   |
| 40-44                            | 1               | 1     | 0     | 0.0   | 0.0   | 0.0   |
| >44                              | 0               | 0     | 0     | 0.0   | 0.0   | 0.0   |
| <b>UNWED MOTHER BIRTH RATE</b>   | 18              | 16    | 2     | 0.0   | 0.0   | 0.0   |
| 10-14                            | 0               | 0     | 0     | 0.0   | 0.0   | 0.0   |
| 15-17                            | 4               | 4     | 0     | 0.0   | 0.0   | 0.0   |
| 18-19                            | 2               | 1     | 1     | 0.0   | 0.0   | 0.0   |
| Age of Mother                    |                 |       |       |       |       |       |
| 20-24                            | 7               | 6     | 1     | 0.0   | 0.0   | 0.0   |
| 25-29                            | 4               | 4     | 0     | 0.0   | 0.0   | 0.0   |
| 30-34                            | 1               | 1     | 0     | 0.0   | 0.0   | 0.0   |
| 35-39                            | 0               | 0     | 0     | 0.0   | 0.0   | 0.0   |
| 40-44                            | 0               | 0     | 0     | 0.0   | 0.0   | 0.0   |
| >44                              | 0               | 0     | 0     | 0.0   | 0.0   | 0.0   |
| <b>% BIRTH WEIGHT (grams)</b>    |                 |       |       |       |       |       |
| <500                             | 0               | 0     | 0     | 0.0   | 0.0   | 0.0   |
| 500-1499                         | 0               | 0     | 0     | 0.0   | 0.0   | 0.0   |
| 1500-2499                        | 6               | 6     | 0     | 0.0   | 0.0   | 0.0   |
| 2500-3999                        | 139             | 127   | 10    | 0.0   | 0.0   | 0.0   |
| ≥4000                            | 21              | 20    | 1     | 0.0   | 0.0   | 0.0   |
| <b>% OUT OF HOSPITAL BIRTHS</b>  | 0               | 0     | 0     | 0.0   | 0.0   | 0.0   |
| <b>SPONTANEOUS ABORTION RATE</b> | 9               | 7     | 1     | 0.0   | 0.0   | 0.0   |
| 10-14                            | 0               | 0     | 0     | 0.0   | 0.0   | 0.0   |
| 15-17                            | 1               | 1     | 0     | 0.0   | 0.0   | 0.0   |
| 18-19                            | 2               | 2     | 0     | 0.0   | 0.0   | 0.0   |
| Age of Mother                    |                 |       |       |       |       |       |
| 20-24                            | 2               | 1     | 1     | 0.0   | 0.0   | 0.0   |
| 25-29                            | 2               | 2     | 0     | 0.0   | 0.0   | 0.0   |
| 30-34                            | 2               | 1     | 0     | 0.0   | 0.0   | 0.0   |
| 35-39                            | 0               | 0     | 0     | 0.0   | 0.0   | 0.0   |
| 40-44                            | 0               | 0     | 0     | 0.0   | 0.0   | 0.0   |
| >44                              | 0               | 0     | 0     | 0.0   | 0.0   | 0.0   |
| <b>INDUCED TERMINATION RATE</b>  | 6               | 6     | 0     | 0.0   | 0.0   | 0.0   |
| 10-14                            | 0               | 0     | 0     | 0.0   | 0.0   | 0.0   |
| 15-17                            | 1               | 1     | 0     | 0.0   | 0.0   | 0.0   |
| 18-19                            | 0               | 0     | 0     | 0.0   | 0.0   | 0.0   |
| Age of Recipient                 |                 |       |       |       |       |       |
| 20-24                            | 1               | 1     | 0     | 0.0   | 0.0   | 0.0   |
| 25-29                            | 3               | 3     | 0     | 0.0   | 0.0   | 0.0   |
| 30-34                            | 1               | 1     | 0     | 0.0   | 0.0   | 0.0   |
| 35-39                            | 0               | 0     | 0     | 0.0   | 0.0   | 0.0   |
| 40-44                            | 0               | 0     | 0     | 0.0   | 0.0   | 0.0   |
| >44                              | 0               | 0     | 0     | 0.0   | 0.0   | 0.0   |


## HISPANIC VITAL STATISTICS BY RACE, BY DHR HEALTH DISTRICT, 1989

| ITEM                             | ATHENS (10) |       |       |       |       |       |
|----------------------------------|-------------|-------|-------|-------|-------|-------|
|                                  | NUMBER      |       |       | RATE  |       |       |
|                                  | Total       | White | Black | Total | White | Black |
| <b>POPULATION</b>                |             |       |       |       |       |       |
| <b>LIVE BIRTHS</b>               | 44          | 44    | 0     | 0.0   | 0.0   | 0.0   |
| 10-14                            | 0           | 0     | 0     | 0.0   | 0.0   | 0.0   |
| 15-17                            | 5           | 5     | 0     | 0.0   | 0.0   | 0.0   |
| 18-19                            | 1           | 1     | 0     | 0.0   | 0.0   | 0.0   |
| Age of Mother                    |             |       |       |       |       |       |
| 20-24                            | 17          | 17    | 0     | 0.0   | 0.0   | 0.0   |
| 25-29                            | 11          | 11    | 0     | 0.0   | 0.0   | 0.0   |
| 30-34                            | 4           | 4     | 0     | 0.0   | 0.0   | 0.0   |
| 35-39                            | 6           | 6     | 0     | 0.0   | 0.0   | 0.0   |
| 40-44                            | 0           | 0     | 0     | 0.0   | 0.0   | 0.0   |
| >44                              | 0           | 0     | 0     | 0.0   | 0.0   | 0.0   |
| <b>UNWED MOTHER BIRTH RATE</b>   | 10          | 10    | 0     | 0.0   | 0.0   | 0.0   |
| 10-14                            | 0           | 0     | 0     | 0.0   | 0.0   | 0.0   |
| 15-17                            | 4           | 4     | 0     | 0.0   | 0.0   | 0.0   |
| 18-19                            | 1           | 1     | 0     | 0.0   | 0.0   | 0.0   |
| Age of Mother                    |             |       |       |       |       |       |
| 20-24                            | 2           | 2     | 0     | 0.0   | 0.0   | 0.0   |
| 25-29                            | 1           | 1     | 0     | 0.0   | 0.0   | 0.0   |
| 30-34                            | 1           | 1     | 0     | 0.0   | 0.0   | 0.0   |
| 35-39                            | 1           | 1     | 0     | 0.0   | 0.0   | 0.0   |
| 40-44                            | 0           | 0     | 0     | 0.0   | 0.0   | 0.0   |
| >44                              | 0           | 0     | 0     | 0.0   | 0.0   | 0.0   |
| <b>% BIRTH WEIGHT (grams)</b>    |             |       |       |       |       |       |
| <500                             | 0           | 0     | 0     | 0.0   | 0.0   | 0.0   |
| 500-1499                         | 0           | 0     | 0     | 0.0   | 0.0   | 0.0   |
| 1500-2499                        | 2           | 2     | 0     | 0.0   | 0.0   | 0.0   |
| 2500-3999                        | 37          | 37    | 0     | 0.0   | 0.0   | 0.0   |
| ≥4000                            | 5           | 5     | 0     | 0.0   | 0.0   | 0.0   |
| <b>% OUT OF HOSPITAL BIRTHS</b>  | 1           | 1     | 0     | 0.0   | 0.0   | 0.0   |
| <b>SPONTANEOUS ABORTION RATE</b> | 3           | 3     | 0     | 0.0   | 0.0   | 0.0   |
| 10-14                            | 0           | 0     | 0     | 0.0   | 0.0   | 0.0   |
| 15-17                            | 0           | 0     | 0     | 0.0   | 0.0   | 0.0   |
| 18-19                            | 2           | 2     | 0     | 0.0   | 0.0   | 0.0   |
| Age of Mother                    |             |       |       |       |       |       |
| 20-24                            | 1           | 1     | 0     | 0.0   | 0.0   | 0.0   |
| 25-29                            | 0           | 0     | 0     | 0.0   | 0.0   | 0.0   |
| 30-34                            | 0           | 0     | 0     | 0.0   | 0.0   | 0.0   |
| 35-39                            | 0           | 0     | 0     | 0.0   | 0.0   | 0.0   |
| 40-44                            | 0           | 0     | 0     | 0.0   | 0.0   | 0.0   |
| >44                              | 0           | 0     | 0     | 0.0   | 0.0   | 0.0   |
| <b>INDUCED TERMINATION RATE</b>  | 12          | 9     | 0     | 0.0   | 0.0   | 0.0   |
| 10-14                            | 0           | 0     | 0     | 0.0   | 0.0   | 0.0   |
| 15-17                            | 0           | 0     | 0     | 0.0   | 0.0   | 0.0   |
| 18-19                            | 0           | 0     | 0     | 0.0   | 0.0   | 0.0   |
| Age of Recipient                 |             |       |       |       |       |       |
| 20-24                            | 6           | 4     | 0     | 0.0   | 0.0   | 0.0   |
| 25-29                            | 3           | 2     | 0     | 0.0   | 0.0   | 0.0   |
| 30-34                            | 3           | 3     | 0     | 0.0   | 0.0   | 0.0   |
| 35-39                            | 0           | 0     | 0     | 0.0   | 0.0   | 0.0   |
| 40-44                            | 0           | 0     | 0     | 0.0   | 0.0   | 0.0   |
| >44                              | 0           | 0     | 0     | 0.0   | 0.0   | 0.0   |

# TOTAL NUMBER OF INDUCED ABORTIONS 1980 - 1989



1986 INCLUDES 2600 IND. ABORTS. NOT SHOWN IN REPORT.





## HISPANIC VITAL STATISTICS BY RACE, BY METROPOLITAN STATISTICAL AREA, 1989

| ITEM                             | ALBANY MSA |       |       |       |       |       |
|----------------------------------|------------|-------|-------|-------|-------|-------|
|                                  | NUMBER     |       |       | RATE  |       |       |
|                                  | Total      | White | Black | Total | White | Black |
| <b>POPULATION</b>                |            |       |       |       |       |       |
| <b>LIVE BIRTHS</b>               | 8          | 7     | 1     | 0.0   | 0.0   | 0.0   |
| 10-14                            | 0          | 0     | 0     | 0.0   | 0.0   | 0.0   |
| 15-17                            | 0          | 0     | 0     | 0.0   | 0.0   | 0.0   |
| 18-19                            | 1          | 0     | 1     | 0.0   | 0.0   | 0.0   |
| Age of Mother                    |            |       |       |       |       |       |
| 20-24                            | 2          | 2     | 0     | 0.0   | 0.0   | 0.0   |
| 25-29                            | 2          | 2     | 0     | 0.0   | 0.0   | 0.0   |
| 30-34                            | 2          | 2     | 0     | 0.0   | 0.0   | 0.0   |
| 35-39                            | 1          | 1     | 0     | 0.0   | 0.0   | 0.0   |
| 40-44                            | 0          | 0     | 0     | 0.0   | 0.0   | 0.0   |
| >44                              | 0          | 0     | 0     | 0.0   | 0.0   | 0.0   |
| <b>UNWED MOTHER BIRTH RATE</b>   | 0          | 0     | 0     | 0.0   | 0.0   | 0.0   |
| 10-14                            | 0          | 0     | 0     | 0.0   | 0.0   | 0.0   |
| 15-17                            | 0          | 0     | 0     | 0.0   | 0.0   | 0.0   |
| 18-19                            | 0          | 0     | 0     | 0.0   | 0.0   | 0.0   |
| Age of Mother                    |            |       |       |       |       |       |
| 20-24                            | 0          | 0     | 0     | 0.0   | 0.0   | 0.0   |
| 25-29                            | 0          | 0     | 0     | 0.0   | 0.0   | 0.0   |
| 30-34                            | 0          | 0     | 0     | 0.0   | 0.0   | 0.0   |
| 35-39                            | 0          | 0     | 0     | 0.0   | 0.0   | 0.0   |
| 40-44                            | 0          | 0     | 0     | 0.0   | 0.0   | 0.0   |
| >44                              | 0          | 0     | 0     | 0.0   | 0.0   | 0.0   |
| <b>% BIRTH WEIGHT (grams)</b>    |            |       |       |       |       |       |
| <500                             | 0          | 0     | 0     | 0.0   | 0.0   | 0.0   |
| 500-1499                         | 0          | 0     | 0     | 0.0   | 0.0   | 0.0   |
| 1500-2499                        | 0          | 0     | 0     | 0.0   | 0.0   | 0.0   |
| 2500-3999                        | 6          | 5     | 1     | 0.0   | 0.0   | 0.0   |
| ≥4000                            | 2          | 2     | 0     | 0.0   | 0.0   | 0.0   |
| <b>% OUT OF HOSPITAL BIRTHS</b>  | 0          | 0     | 0     | 0.0   | 0.0   | 0.0   |
| <b>SPONTANEOUS ABORTION RATE</b> | 0          | 0     | 0     | 0.0   | 0.0   | 0.0   |
| 10-14                            | 0          | 0     | 0     | 0.0   | 0.0   | 0.0   |
| 15-17                            | 0          | 0     | 0     | 0.0   | 0.0   | 0.0   |
| 18-19                            | 0          | 0     | 0     | 0.0   | 0.0   | 0.0   |
| Age of Mother                    |            |       |       |       |       |       |
| 20-24                            | 0          | 0     | 0     | 0.0   | 0.0   | 0.0   |
| 25-29                            | 0          | 0     | 0     | 0.0   | 0.0   | 0.0   |
| 30-34                            | 0          | 0     | 0     | 0.0   | 0.0   | 0.0   |
| 35-39                            | 0          | 0     | 0     | 0.0   | 0.0   | 0.0   |
| 40-44                            | 0          | 0     | 0     | 0.0   | 0.0   | 0.0   |
| >44                              | 0          | 0     | 0     | 0.0   | 0.0   | 0.0   |
| <b>INDUCED TERMINATION RATE</b>  | 3          | 2     | 0     | 0.0   | 0.0   | 0.0   |
| 10-14                            | 0          | 0     | 0     | 0.0   | 0.0   | 0.0   |
| 15-17                            | 0          | 0     | 0     | 0.0   | 0.0   | 0.0   |
| 18-19                            | 0          | 0     | 0     | 0.0   | 0.0   | 0.0   |
| Age of Recipient                 |            |       |       |       |       |       |
| 20-24                            | 1          | 1     | 0     | 0.0   | 0.0   | 0.0   |
| 25-29                            | 2          | 1     | 0     | 0.0   | 0.0   | 0.0   |
| 30-34                            | 0          | 0     | 0     | 0.0   | 0.0   | 0.0   |
| 35-39                            | 0          | 0     | 0     | 0.0   | 0.0   | 0.0   |
| 40-44                            | 0          | 0     | 0     | 0.0   | 0.0   | 0.0   |
| >44                              | 0          | 0     | 0     | 0.0   | 0.0   | 0.0   |

## HISPANIC VITAL STATISTICS BY RACE, BY METROPOLITAN STATISTICAL AREA, 1989

| ITEM                             | ATHENS MSA |       |       |       |       |       |
|----------------------------------|------------|-------|-------|-------|-------|-------|
|                                  | NUMBER     |       |       | RATE  |       |       |
|                                  | Total      | White | Black | Total | White | Black |
| <b>POPULATION</b>                |            |       |       |       |       |       |
| <b>LIVE BIRTHS</b>               | 31         | 31    | 0     | 0.0   | 0.0   | 0.0   |
| 10-14                            | 0          | 0     | 0     | 0.0   | 0.0   | 0.0   |
| 15-17                            | 2          | 2     | 0     | 0.0   | 0.0   | 0.0   |
| 18-19                            | 0          | 0     | 0     | 0.0   | 0.0   | 0.0   |
| Age of Mother                    |            |       |       |       |       |       |
| 20-24                            | 12         | 12    | 0     | 0.0   | 0.0   | 0.0   |
| 25-29                            | 8          | 8     | 0     | 0.0   | 0.0   | 0.0   |
| 30-34                            | 4          | 4     | 0     | 0.0   | 0.0   | 0.0   |
| 35-39                            | 5          | 5     | 0     | 0.0   | 0.0   | 0.0   |
| 40-44                            | 0          | 0     | 0     | 0.0   | 0.0   | 0.0   |
| >44                              | 0          | 0     | 0     | 0.0   | 0.0   | 0.0   |
| <b>UNWED MOTHER BIRTH RATE</b>   | 4          | 4     | 0     | 0.0   | 0.0   | 0.0   |
| 10-14                            | 0          | 0     | 0     | 0.0   | 0.0   | 0.0   |
| 15-17                            | 1          | 1     | 0     | 0.0   | 0.0   | 0.0   |
| 18-19                            | 0          | 0     | 0     | 0.0   | 0.0   | 0.0   |
| Age of Mother                    |            |       |       |       |       |       |
| 20-24                            | 1          | 1     | 0     | 0.0   | 0.0   | 0.0   |
| 25-29                            | 0          | 0     | 0     | 0.0   | 0.0   | 0.0   |
| 30-34                            | 1          | 1     | 0     | 0.0   | 0.0   | 0.0   |
| 35-39                            | 1          | 1     | 0     | 0.0   | 0.0   | 0.0   |
| 40-44                            | 0          | 0     | 0     | 0.0   | 0.0   | 0.0   |
| >44                              | 0          | 0     | 0     | 0.0   | 0.0   | 0.0   |
| <b>% BIRTH WEIGHT (grams)</b>    |            |       |       |       |       |       |
| <500                             | 0          | 0     | 0     | 0.0   | 0.0   | 0.0   |
| 500-1499                         | 0          | 0     | 0     | 0.0   | 0.0   | 0.0   |
| 1500-2499                        | 1          | 1     | 0     | 0.0   | 0.0   | 0.0   |
| 2500-3999                        | 25         | 25    | 0     | 0.0   | 0.0   | 0.0   |
| ≥4000                            | 5          | 5     | 0     | 0.0   | 0.0   | 0.0   |
| <b>% OUT OF HOSPITAL BIRTHS</b>  | 1          | 1     | 0     | 0.0   | 0.0   | 0.0   |
| <b>SPONTANEOUS ABORTION RATE</b> | 2          | 2     | 0     | 0.0   | 0.0   | 0.0   |
| 10-14                            | 0          | 0     | 0     | 0.0   | 0.0   | 0.0   |
| 15-17                            | 0          | 0     | 0     | 0.0   | 0.0   | 0.0   |
| 18-19                            | 2          | 2     | 0     | 0.0   | 0.0   | 0.0   |
| Age of Mother                    |            |       |       |       |       |       |
| 20-24                            | 0          | 0     | 0     | 0.0   | 0.0   | 0.0   |
| 25-29                            | 0          | 0     | 0     | 0.0   | 0.0   | 0.0   |
| 30-34                            | 0          | 0     | 0     | 0.0   | 0.0   | 0.0   |
| 35-39                            | 0          | 0     | 0     | 0.0   | 0.0   | 0.0   |
| 40-44                            | 0          | 0     | 0     | 0.0   | 0.0   | 0.0   |
| >44                              | 0          | 0     | 0     | 0.0   | 0.0   | 0.0   |
| <b>INDUCED TERMINATION RATE</b>  | 11         | 8     | 0     | 0.0   | 0.0   | 0.0   |
| 10-14                            | 0          | 0     | 0     | 0.0   | 0.0   | 0.0   |
| 15-17                            | 0          | 0     | 0     | 0.0   | 0.0   | 0.0   |
| 18-19                            | 0          | 0     | 0     | 0.0   | 0.0   | 0.0   |
| Age of Recipient                 |            |       |       |       |       |       |
| 20-24                            | 6          | 4     | 0     | 0.0   | 0.0   | 0.0   |
| 25-29                            | 3          | 2     | 0     | 0.0   | 0.0   | 0.0   |
| 30-34                            | 2          | 2     | 0     | 0.0   | 0.0   | 0.0   |
| 35-39                            | 0          | 0     | 0     | 0.0   | 0.0   | 0.0   |
| 40-44                            | 0          | 0     | 0     | 0.0   | 0.0   | 0.0   |
| >44                              | 0          | 0     | 0     | 0.0   | 0.0   | 0.0   |



## HISPANIC VITAL STATISTICS BY RACE, BY METROPOLITAN STATISTICAL AREA, 1989

| ITEM                             |                                | ATLANTA MSA |       |       |       |       |       |
|----------------------------------|--------------------------------|-------------|-------|-------|-------|-------|-------|
|                                  |                                | NUMBER      |       |       | RATE  |       |       |
|                                  |                                | Total       | White | Black | Total | White | Black |
| <b>POPULATION</b>                |                                |             |       |       |       |       |       |
| <b>LIVE BIRTHS</b>               |                                | 1473        | 1375  | 73    | 0.0   | 0.0   | 0.0   |
|                                  | 10-14                          | 4           | 4     | 0     | 0.0   | 0.0   | 0.0   |
|                                  | 15-17                          | 58          | 56    | 2     | 0.0   | 0.0   | 0.0   |
|                                  | 18-19                          | 111         | 106   | 4     | 0.0   | 0.0   | 0.0   |
| Age<br>of<br>Mother              | 20-24                          | 435         | 409   | 19    | 0.0   | 0.0   | 0.0   |
|                                  | 25-29                          | 433         | 404   | 20    | 0.0   | 0.0   | 0.0   |
|                                  | 30-34                          | 310         | 285   | 19    | 0.0   | 0.0   | 0.0   |
|                                  | 35-39                          | 105         | 95    | 8     | 0.0   | 0.0   | 0.0   |
|                                  | 40-44                          | 17          | 16    | 1     | 0.0   | 0.0   | 0.0   |
|                                  | >44                            | 0           | 0     | 0     | 0.0   | 0.0   | 0.0   |
|                                  | <b>UNWED MOTHER BIRTH RATE</b> |             | 354   | 323   | 28    | 0.0   | 0.0   |
|                                  | 10-14                          | 2           | 2     | 0     | 0.0   | 0.0   | 0.0   |
|                                  | 15-17                          | 43          | 41    | 2     | 0.0   | 0.0   | 0.0   |
|                                  | 18-19                          | 47          | 43    | 3     | 0.0   | 0.0   | 0.0   |
| Age<br>of<br>Mother              | 20-24                          | 131         | 121   | 10    | 0.0   | 0.0   | 0.0   |
|                                  | 25-29                          | 74          | 65    | 8     | 0.0   | 0.0   | 0.0   |
|                                  | 30-34                          | 38          | 34    | 4     | 0.0   | 0.0   | 0.0   |
|                                  | 35-39                          | 18          | 16    | 1     | 0.0   | 0.0   | 0.0   |
|                                  | 40-44                          | 1           | 1     | 0     | 0.0   | 0.0   | 0.0   |
|                                  | >44                            | 0           | 0     | 0     | 0.0   | 0.0   | 0.0   |
|                                  | % BIRTH<br>WEIGHT<br>(grams)   | <500        | 1     | 1     | 0     | 0.0   | 0.0   |
| 500-1499                         |                                | 14          | 13    | 1     | 0.0   | 0.0   | 0.0   |
| 1500-2499                        |                                | 51          | 46    | 5     | 0.0   | 0.0   | 0.0   |
| 2500-3999                        |                                | 1267        | 1183  | 61    | 0.0   | 0.0   | 0.0   |
| ≥4000                            |                                | 140         | 132   | 6     | 0.0   | 0.0   | 0.0   |
| <b>% OUT OF HOSPITAL BIRTHS</b>  |                                | 12          | 11    | 1     | 0.0   | 0.0   | 0.0   |
| <b>SPONTANEOUS ABORTION RATE</b> |                                | 18          | 14    | 1     | 0.0   | 0.0   | 0.0   |
|                                  | 10-14                          | 0           | 0     | 0     | 0.0   | 0.0   | 0.0   |
|                                  | 15-17                          | 1           | 1     | 0     | 0.0   | 0.0   | 0.0   |
| Age<br>of<br>Mother              | 18-19                          | 3           | 1     | 1     | 0.0   | 0.0   | 0.0   |
|                                  | 20-24                          | 7           | 7     | 0     | 0.0   | 0.0   | 0.0   |
|                                  | 25-29                          | 2           | 1     | 0     | 0.0   | 0.0   | 0.0   |
|                                  | 30-34                          | 3           | 2     | 0     | 0.0   | 0.0   | 0.0   |
|                                  | 35-39                          | 2           | 2     | 0     | 0.0   | 0.0   | 0.0   |
|                                  | 40-44                          | 0           | 0     | 0     | 0.0   | 0.0   | 0.0   |
|                                  | >44                            | 0           | 0     | 0     | 0.0   | 0.0   | 0.0   |
| <b>INDUCED TERMINATION RATE</b>  |                                | 197         | 149   | 16    | 0.0   | 0.0   | 0.0   |
|                                  | 10-14                          | 1           | 1     | 0     | 0.0   | 0.0   | 0.0   |
|                                  | 15-17                          | 6           | 3     | 1     | 0.0   | 0.0   | 0.0   |
| Age<br>of<br>Recipient           | 18-19                          | 25          | 20    | 2     | 0.0   | 0.0   | 0.0   |
|                                  | 20-24                          | 56          | 45    | 4     | 0.0   | 0.0   | 0.0   |
|                                  | 25-29                          | 57          | 40    | 3     | 0.0   | 0.0   | 0.0   |
|                                  | 30-34                          | 32          | 25    | 3     | 0.0   | 0.0   | 0.0   |
|                                  | 35-39                          | 16          | 11    | 3     | 0.0   | 0.0   | 0.0   |
|                                  | 40-44                          | 3           | 3     | 0     | 0.0   | 0.0   | 0.0   |
|                                  | >44                            | 1           | 1     | 0     | 0.0   | 0.0   | 0.0   |

## HISPANIC VITAL STATISTICS BY RACE, BY METROPOLITAN STATISTICAL AREA, 1989

| ITEM                             | AUGUSTA MSA |           |           |            |            |            |
|----------------------------------|-------------|-----------|-----------|------------|------------|------------|
|                                  | NUMBER      |           |           | RATE       |            |            |
|                                  | Total       | White     | Black     | Total      | White      | Black      |
| <b>POPULATION</b>                |             |           |           |            |            |            |
| <b>LIVE BIRTHS</b>               | <b>92</b>   | <b>74</b> | <b>12</b> | <b>0.0</b> | <b>0.0</b> | <b>0.0</b> |
| 10-14                            | 0           | 0         | 0         | 0.0        | 0.0        | 0.0        |
| 15-17                            | 2           | 2         | 0         | 0.0        | 0.0        | 0.0        |
| 18-19                            | 10          | 8         | 1         | 0.0        | 0.0        | 0.0        |
| Age of Mother                    |             |           |           |            |            |            |
| 20-24                            | 24          | 21        | 3         | 0.0        | 0.0        | 0.0        |
| 25-29                            | 22          | 19        | 2         | 0.0        | 0.0        | 0.0        |
| 30-34                            | 28          | 20        | 4         | 0.0        | 0.0        | 0.0        |
| 35-39                            | 6           | 4         | 2         | 0.0        | 0.0        | 0.0        |
| 40-44                            | 0           | 0         | 0         | 0.0        | 0.0        | 0.0        |
| >44                              | 0           | 0         | 0         | 0.0        | 0.0        | 0.0        |
| <b>UNWED MOTHER BIRTH RATE</b>   | <b>11</b>   | <b>11</b> | <b>0</b>  | <b>0.0</b> | <b>0.0</b> | <b>0.0</b> |
| 10-14                            | 0           | 0         | 0         | 0.0        | 0.0        | 0.0        |
| 15-17                            | 0           | 0         | 0         | 0.0        | 0.0        | 0.0        |
| 18-19                            | 3           | 3         | 0         | 0.0        | 0.0        | 0.0        |
| Age of Mother                    |             |           |           |            |            |            |
| 20-24                            | 3           | 3         | 0         | 0.0        | 0.0        | 0.0        |
| 25-29                            | 3           | 3         | 0         | 0.0        | 0.0        | 0.0        |
| 30-34                            | 1           | 1         | 0         | 0.0        | 0.0        | 0.0        |
| 35-39                            | 1           | 1         | 0         | 0.0        | 0.0        | 0.0        |
| 40-44                            | 0           | 0         | 0         | 0.0        | 0.0        | 0.0        |
| >44                              | 0           | 0         | 0         | 0.0        | 0.0        | 0.0        |
| <b>% BIRTH WEIGHT (grams)</b>    |             |           |           |            |            |            |
| <500                             | 0           | 0         | 0         | 0.0        | 0.0        | 0.0        |
| 500-1499                         | 1           | 1         | 0         | 0.0        | 0.0        | 0.0        |
| 1500-2499                        | 3           | 1         | 2         | 0.0        | 0.0        | 0.0        |
| 2500-3999                        | 81          | 67        | 9         | 0.0        | 0.0        | 0.0        |
| ≥4000                            | 7           | 5         | 1         | 0.0        | 0.0        | 0.0        |
| <b>% OUT OF HOSPITAL BIRTHS</b>  | <b>0</b>    | <b>0</b>  | <b>0</b>  | <b>0.0</b> | <b>0.0</b> | <b>0.0</b> |
| <b>SPONTANEOUS ABORTION RATE</b> | <b>2</b>    | <b>1</b>  | <b>1</b>  | <b>0.0</b> | <b>0.0</b> | <b>0.0</b> |
| 10-14                            | 0           | 0         | 0         | 0.0        | 0.0        | 0.0        |
| 15-17                            | 0           | 0         | 0         | 0.0        | 0.0        | 0.0        |
| 18-19                            | 0           | 0         | 0         | 0.0        | 0.0        | 0.0        |
| Age of Mother                    |             |           |           |            |            |            |
| 20-24                            | 0           | 0         | 0         | 0.0        | 0.0        | 0.0        |
| 25-29                            | 2           | 1         | 1         | 0.0        | 0.0        | 0.0        |
| 30-34                            | 0           | 0         | 0         | 0.0        | 0.0        | 0.0        |
| 35-39                            | 0           | 0         | 0         | 0.0        | 0.0        | 0.0        |
| 40-44                            | 0           | 0         | 0         | 0.0        | 0.0        | 0.0        |
| >44                              | 0           | 0         | 0         | 0.0        | 0.0        | 0.0        |
| <b>INDUCED TERMINATION RATE</b>  | <b>23</b>   | <b>18</b> | <b>3</b>  | <b>0.0</b> | <b>0.0</b> | <b>0.0</b> |
| 10-14                            | 0           | 0         | 0         | 0.0        | 0.0        | 0.0        |
| 15-17                            | 2           | 2         | 0         | 0.0        | 0.0        | 0.0        |
| 18-19                            | 0           | 0         | 0         | 0.0        | 0.0        | 0.0        |
| Age of Recipient                 |             |           |           |            |            |            |
| 20-24                            | 12          | 8         | 2         | 0.0        | 0.0        | 0.0        |
| 25-29                            | 5           | 4         | 1         | 0.0        | 0.0        | 0.0        |
| 30-34                            | 4           | 4         | 0         | 0.0        | 0.0        | 0.0        |
| 35-39                            | 0           | 0         | 0         | 0.0        | 0.0        | 0.0        |
| 40-44                            | 0           | 0         | 0         | 0.0        | 0.0        | 0.0        |
| >44                              | 0           | 0         | 0         | 0.0        | 0.0        | 0.0        |

## HISPANIC VITAL STATISTICS BY RACE, BY METROPOLITAN STATISTICAL AREA, 1989

| ITEM                             | CHATTANOOGA MSA |       |       |       |       |       |
|----------------------------------|-----------------|-------|-------|-------|-------|-------|
|                                  | NUMBER          |       |       | RATE  |       |       |
|                                  | Total           | White | Black | Total | White | Black |
| <b>POPULATION</b>                |                 |       |       |       |       |       |
| <b>LIVE BIRTHS</b>               | 8               | 8     | 0     | 0.0   | 0.0   | 0.0   |
| 10-14                            | 0               | 0     | 0     | 0.0   | 0.0   | 0.0   |
| 15-17                            | 1               | 1     | 0     | 0.0   | 0.0   | 0.0   |
| 18-19                            | 1               | 1     | 0     | 0.0   | 0.0   | 0.0   |
| Age of Mother                    |                 |       |       |       |       |       |
| 20-24                            | 1               | 1     | 0     | 0.0   | 0.0   | 0.0   |
| 25-29                            | 3               | 3     | 0     | 0.0   | 0.0   | 0.0   |
| 30-34                            | 2               | 2     | 0     | 0.0   | 0.0   | 0.0   |
| 35-39                            | 0               | 0     | 0     | 0.0   | 0.0   | 0.0   |
| 40-44                            | 0               | 0     | 0     | 0.0   | 0.0   | 0.0   |
| >44                              | 0               | 0     | 0     | 0.0   | 0.0   | 0.0   |
| <b>UNWED MOTHER BIRTH RATE</b>   | 1               | 1     | 0     | 0.0   | 0.0   | 0.0   |
| 10-14                            | 0               | 0     | 0     | 0.0   | 0.0   | 0.0   |
| 15-17                            | 0               | 0     | 0     | 0.0   | 0.0   | 0.0   |
| 18-19                            | 1               | 1     | 0     | 0.0   | 0.0   | 0.0   |
| Age of Mother                    |                 |       |       |       |       |       |
| 20-24                            | 0               | 0     | 0     | 0.0   | 0.0   | 0.0   |
| 25-29                            | 0               | 0     | 0     | 0.0   | 0.0   | 0.0   |
| 30-34                            | 0               | 0     | 0     | 0.0   | 0.0   | 0.0   |
| 35-39                            | 0               | 0     | 0     | 0.0   | 0.0   | 0.0   |
| 40-44                            | 0               | 0     | 0     | 0.0   | 0.0   | 0.0   |
| >44                              | 0               | 0     | 0     | 0.0   | 0.0   | 0.0   |
| <b>% BIRTH WEIGHT (grams)</b>    |                 |       |       |       |       |       |
| <500                             | 0               | 0     | 0     | 0.0   | 0.0   | 0.0   |
| 500-1499                         | 0               | 0     | 0     | 0.0   | 0.0   | 0.0   |
| 1500-2499                        | 0               | 0     | 0     | 0.0   | 0.0   | 0.0   |
| 2500-3999                        | 7               | 7     | 0     | 0.0   | 0.0   | 0.0   |
| ≥4000                            | 1               | 1     | 0     | 0.0   | 0.0   | 0.0   |
| <b>% OUT OF HOSPITAL BIRTHS</b>  | 0               | 0     | 0     | 0.0   | 0.0   | 0.0   |
| <b>SPONTANEOUS ABORTION RATE</b> | 0               | 0     | 0     | 0.0   | 0.0   | 0.0   |
| 10-14                            | 0               | 0     | 0     | 0.0   | 0.0   | 0.0   |
| 15-17                            | 0               | 0     | 0     | 0.0   | 0.0   | 0.0   |
| 18-19                            | 0               | 0     | 0     | 0.0   | 0.0   | 0.0   |
| Age of Mother                    |                 |       |       |       |       |       |
| 20-24                            | 0               | 0     | 0     | 0.0   | 0.0   | 0.0   |
| 25-29                            | 0               | 0     | 0     | 0.0   | 0.0   | 0.0   |
| 30-34                            | 0               | 0     | 0     | 0.0   | 0.0   | 0.0   |
| 35-39                            | 0               | 0     | 0     | 0.0   | 0.0   | 0.0   |
| 40-44                            | 0               | 0     | 0     | 0.0   | 0.0   | 0.0   |
| >44                              | 0               | 0     | 0     | 0.0   | 0.0   | 0.0   |
| <b>INDUCED TERMINATION RATE</b>  | 0               | 0     | 0     | 0.0   | 0.0   | 0.0   |
| 10-14                            | 0               | 0     | 0     | 0.0   | 0.0   | 0.0   |
| 15-17                            | 0               | 0     | 0     | 0.0   | 0.0   | 0.0   |
| 18-19                            | 0               | 0     | 0     | 0.0   | 0.0   | 0.0   |
| Age of Recipient                 |                 |       |       |       |       |       |
| 20-24                            | 0               | 0     | 0     | 0.0   | 0.0   | 0.0   |
| 25-29                            | 0               | 0     | 0     | 0.0   | 0.0   | 0.0   |
| 30-34                            | 0               | 0     | 0     | 0.0   | 0.0   | 0.0   |
| 35-39                            | 0               | 0     | 0     | 0.0   | 0.0   | 0.0   |
| 40-44                            | 0               | 0     | 0     | 0.0   | 0.0   | 0.0   |
| >44                              | 0               | 0     | 0     | 0.0   | 0.0   | 0.0   |

## HISPANIC VITAL STATISTICS BY RACE, BY METROPOLITAN STATISTICAL AREA, 1989

| ITEM                             | COLUMBUS MSA |       |       |       |       |       |
|----------------------------------|--------------|-------|-------|-------|-------|-------|
|                                  | NUMBER       |       |       | RATE  |       |       |
|                                  | Total        | White | Black | Total | White | Black |
| <b>POPULATION</b>                |              |       |       |       |       |       |
| <b>LIVE BIRTHS</b>               | 152          | 127   | 20    | 0.0   | 0.0   | 0.0   |
| 10-14                            | 0            | 0     | 0     | 0.0   | 0.0   | 0.0   |
| 15-17                            | 2            | 2     | 0     | 0.0   | 0.0   | 0.0   |
| 18-19                            | 18           | 15    | 3     | 0.0   | 0.0   | 0.0   |
| Age of Mother                    |              |       |       |       |       |       |
| 20-24                            | 60           | 49    | 7     | 0.0   | 0.0   | 0.0   |
| 25-29                            | 42           | 35    | 6     | 0.0   | 0.0   | 0.0   |
| 30-34                            | 19           | 17    | 2     | 0.0   | 0.0   | 0.0   |
| 35-39                            | 10           | 8     | 2     | 0.0   | 0.0   | 0.0   |
| 40-44                            | 1            | 1     | 0     | 0.0   | 0.0   | 0.0   |
| >44                              | 0            | 0     | 0     | 0.0   | 0.0   | 0.0   |
| <b>UNWED MOTHER BIRTH RATE</b>   | 19           | 14    | 5     | 0.0   | 0.0   | 0.0   |
| 10-14                            | 0            | 0     | 0     | 0.0   | 0.0   | 0.0   |
| 15-17                            | 1            | 1     | 0     | 0.0   | 0.0   | 0.0   |
| 18-19                            | 4            | 2     | 2     | 0.0   | 0.0   | 0.0   |
| Age of Mother                    |              |       |       |       |       |       |
| 20-24                            | 8            | 7     | 1     | 0.0   | 0.0   | 0.0   |
| 25-29                            | 4            | 3     | 1     | 0.0   | 0.0   | 0.0   |
| 30-34                            | 2            | 1     | 1     | 0.0   | 0.0   | 0.0   |
| 35-39                            | 0            | 0     | 0     | 0.0   | 0.0   | 0.0   |
| 40-44                            | 0            | 0     | 0     | 0.0   | 0.0   | 0.0   |
| >44                              | 0            | 0     | 0     | 0.0   | 0.0   | 0.0   |
| <b>% BIRTH WEIGHT (grams)</b>    |              |       |       |       |       |       |
| <500                             | 1            | 0     | 1     | 0.0   | 0.0   | 0.0   |
| 500-1499                         | 2            | 2     | 0     | 0.0   | 0.0   | 0.0   |
| 1500-2499                        | 2            | 0     | 2     | 0.0   | 0.0   | 0.0   |
| 2500-3999                        | 130          | 109   | 16    | 0.0   | 0.0   | 0.0   |
| ≥4000                            | 17           | 16    | 1     | 0.0   | 0.0   | 0.0   |
| <b>% OUT OF HOSPITAL BIRTHS</b>  | 0            | 0     | 0     | 0.0   | 0.0   | 0.0   |
| <b>SPONTANEOUS ABORTION RATE</b> | 2            | 2     | 0     | 0.0   | 0.0   | 0.0   |
| 10-14                            | 0            | 0     | 0     | 0.0   | 0.0   | 0.0   |
| 15-17                            | 0            | 0     | 0     | 0.0   | 0.0   | 0.0   |
| 18-19                            | 1            | 1     | 0     | 0.0   | 0.0   | 0.0   |
| Age of Mother                    |              |       |       |       |       |       |
| 20-24                            | 0            | 0     | 0     | 0.0   | 0.0   | 0.0   |
| 25-29                            | 0            | 0     | 0     | 0.0   | 0.0   | 0.0   |
| 30-34                            | 1            | 1     | 0     | 0.0   | 0.0   | 0.0   |
| 35-39                            | 0            | 0     | 0     | 0.0   | 0.0   | 0.0   |
| 40-44                            | 0            | 0     | 0     | 0.0   | 0.0   | 0.0   |
| >44                              | 0            | 0     | 0     | 0.0   | 0.0   | 0.0   |
| <b>INDUCED TERMINATION RATE</b>  | 10           | 7     | 0     | 0.0   | 0.0   | 0.0   |
| 10-14                            | 0            | 0     | 0     | 0.0   | 0.0   | 0.0   |
| 15-17                            | 0            | 0     | 0     | 0.0   | 0.0   | 0.0   |
| 18-19                            | 1            | 1     | 0     | 0.0   | 0.0   | 0.0   |
| Age of Recipient                 |              |       |       |       |       |       |
| 20-24                            | 0            | 0     | 0     | 0.0   | 0.0   | 0.0   |
| 25-29                            | 5            | 4     | 0     | 0.0   | 0.0   | 0.0   |
| 30-34                            | 2            | 2     | 0     | 0.0   | 0.0   | 0.0   |
| 35-39                            | 1            | 0     | 0     | 0.0   | 0.0   | 0.0   |
| 40-44                            | 1            | 0     | 0     | 0.0   | 0.0   | 0.0   |
| >44                              | 0            | 0     | 0     | 0.0   | 0.0   | 0.0   |

## HISPANIC VITAL STATISTICS BY RACE, BY METROPOLITAN STATISTICAL AREA, 1989

| ITEM                             | MACON MSA |       |       |       |       |       |
|----------------------------------|-----------|-------|-------|-------|-------|-------|
|                                  | NUMBER    |       |       | RATE  |       |       |
|                                  | Total     | White | Black | Total | White | Black |
| <b>POPULATION</b>                |           |       |       |       |       |       |
| <b>LIVE BIRTHS</b>               | 39        | 37    | 2     | 0.0   | 0.0   | 0.0   |
| 10-14                            | 0         | 0     | 0     | 0.0   | 0.0   | 0.0   |
| 15-17                            | 2         | 2     | 0     | 0.0   | 0.0   | 0.0   |
| 18-19                            | 5         | 5     | 0     | 0.0   | 0.0   | 0.0   |
| Age of Mother                    |           |       |       |       |       |       |
| 20-24                            | 6         | 6     | 0     | 0.0   | 0.0   | 0.0   |
| 25-29                            | 14        | 13    | 1     | 0.0   | 0.0   | 0.0   |
| 30-34                            | 6         | 5     | 1     | 0.0   | 0.0   | 0.0   |
| 35-39                            | 5         | 5     | 0     | 0.0   | 0.0   | 0.0   |
| 40-44                            | 1         | 1     | 0     | 0.0   | 0.0   | 0.0   |
| >44                              | 0         | 0     | 0     | 0.0   | 0.0   | 0.0   |
| <b>UNWED MOTHER BIRTH RATE</b>   | 7         | 7     | 0     | 0.0   | 0.0   | 0.0   |
| 10-14                            | 0         | 0     | 0     | 0.0   | 0.0   | 0.0   |
| 15-17                            | 1         | 1     | 0     | 0.0   | 0.0   | 0.0   |
| 18-19                            | 3         | 3     | 0     | 0.0   | 0.0   | 0.0   |
| Age of Mother                    |           |       |       |       |       |       |
| 20-24                            | 0         | 0     | 0     | 0.0   | 0.0   | 0.0   |
| 25-29                            | 1         | 1     | 0     | 0.0   | 0.0   | 0.0   |
| 30-34                            | 2         | 2     | 0     | 0.0   | 0.0   | 0.0   |
| 35-39                            | 0         | 0     | 0     | 0.0   | 0.0   | 0.0   |
| 40-44                            | 0         | 0     | 0     | 0.0   | 0.0   | 0.0   |
| >44                              | 0         | 0     | 0     | 0.0   | 0.0   | 0.0   |
| <b>% BIRTH WEIGHT (grams)</b>    |           |       |       |       |       |       |
| <500                             | 0         | 0     | 0     | 0.0   | 0.0   | 0.0   |
| 500-1499                         | 0         | 0     | 0     | 0.0   | 0.0   | 0.0   |
| 1500-2499                        | 3         | 2     | 1     | 0.0   | 0.0   | 0.0   |
| 2500-3999                        | 32        | 31    | 1     | 0.0   | 0.0   | 0.0   |
| ≥4000                            | 4         | 4     | 0     | 0.0   | 0.0   | 0.0   |
| <b>% OUT OF HOSPITAL BIRTHS</b>  | 0         | 0     | 0     | 0.0   | 0.0   | 0.0   |
| <b>SPONTANEOUS ABORTION RATE</b> | 2         | 2     | 0     | 0.0   | 0.0   | 0.0   |
| 10-14                            | 0         | 0     | 0     | 0.0   | 0.0   | 0.0   |
| 15-17                            | 0         | 0     | 0     | 0.0   | 0.0   | 0.0   |
| 18-19                            | 0         | 0     | 0     | 0.0   | 0.0   | 0.0   |
| Age of Mother                    |           |       |       |       |       |       |
| 20-24                            | 1         | 1     | 0     | 0.0   | 0.0   | 0.0   |
| 25-29                            | 1         | 1     | 0     | 0.0   | 0.0   | 0.0   |
| 30-34                            | 0         | 0     | 0     | 0.0   | 0.0   | 0.0   |
| 35-39                            | 0         | 0     | 0     | 0.0   | 0.0   | 0.0   |
| 40-44                            | 0         | 0     | 0     | 0.0   | 0.0   | 0.0   |
| >44                              | 0         | 0     | 0     | 0.0   | 0.0   | 0.0   |
| <b>INDUCED TERMINATION RATE</b>  | 5         | 4     | 1     | 0.0   | 0.0   | 0.0   |
| 10-14                            | 0         | 0     | 0     | 0.0   | 0.0   | 0.0   |
| 15-17                            | 0         | 0     | 0     | 0.0   | 0.0   | 0.0   |
| 18-19                            | 1         | 1     | 0     | 0.0   | 0.0   | 0.0   |
| Age of Recipient                 |           |       |       |       |       |       |
| 20-24                            | 1         | 1     | 0     | 0.0   | 0.0   | 0.0   |
| 25-29                            | 1         | 1     | 0     | 0.0   | 0.0   | 0.0   |
| 30-34                            | 1         | 1     | 0     | 0.0   | 0.0   | 0.0   |
| 35-39                            | 1         | 0     | 1     | 0.0   | 0.0   | 0.0   |
| 40-44                            | 0         | 0     | 0     | 0.0   | 0.0   | 0.0   |
| >44                              | 0         | 0     | 0     | 0.0   | 0.0   | 0.0   |

## HISPANIC VITAL STATISTICS BY RACE, BY METROPOLITAN STATISTICAL AREA, 1989

| ITEM                             | SAVANNAH MSA |           |          |            |            |            |
|----------------------------------|--------------|-----------|----------|------------|------------|------------|
|                                  | NUMBER       |           |          | RATE       |            |            |
|                                  | Total        | White     | Black    | Total      | White      | Black      |
| <b>POPULATION</b>                |              |           |          |            |            |            |
| <b>LIVE BIRTHS</b>               | <b>49</b>    | <b>41</b> | <b>7</b> | <b>0.0</b> | <b>0.0</b> | <b>0.0</b> |
| 10-14                            | 0            | 0         | 0        | 0.0        | 0.0        | 0.0        |
| 15-17                            | 3            | 2         | 1        | 0.0        | 0.0        | 0.0        |
| 18-19                            | 4            | 3         | 1        | 0.0        | 0.0        | 0.0        |
| Age of Mother                    |              |           |          |            |            |            |
| 20-24                            | 11           | 11        | 0        | 0.0        | 0.0        | 0.0        |
| 25-29                            | 23           | 20        | 3        | 0.0        | 0.0        | 0.0        |
| 30-34                            | 4            | 3         | 1        | 0.0        | 0.0        | 0.0        |
| 35-39                            | 4            | 2         | 1        | 0.0        | 0.0        | 0.0        |
| 40-44                            | 0            | 0         | 0        | 0.0        | 0.0        | 0.0        |
| >44                              | 0            | 0         | 0        | 0.0        | 0.0        | 0.0        |
| <b>UNWED MOTHER BIRTH RATE</b>   | <b>6</b>     | <b>4</b>  | <b>2</b> | <b>0.0</b> | <b>0.0</b> | <b>0.0</b> |
| 10-14                            | 0            | 0         | 0        | 0.0        | 0.0        | 0.0        |
| 15-17                            | 1            | 1         | 0        | 0.0        | 0.0        | 0.0        |
| 18-19                            | 2            | 1         | 1        | 0.0        | 0.0        | 0.0        |
| Age of Mother                    |              |           |          |            |            |            |
| 20-24                            | 1            | 1         | 0        | 0.0        | 0.0        | 0.0        |
| 25-29                            | 1            | 0         | 1        | 0.0        | 0.0        | 0.0        |
| 30-34                            | 1            | 1         | 0        | 0.0        | 0.0        | 0.0        |
| 35-39                            | 0            | 0         | 0        | 0.0        | 0.0        | 0.0        |
| 40-44                            | 0            | 0         | 0        | 0.0        | 0.0        | 0.0        |
| >44                              | 0            | 0         | 0        | 0.0        | 0.0        | 0.0        |
| <b>% BIRTH WEIGHT (grams)</b>    |              |           |          |            |            |            |
| <500                             | 0            | 0         | 0        | 0.0        | 0.0        | 0.0        |
| 500-1499                         | 0            | 0         | 0        | 0.0        | 0.0        | 0.0        |
| 1500-2499                        | 2            | 2         | 0        | 0.0        | 0.0        | 0.0        |
| 2500-3999                        | 43           | 35        | 7        | 0.0        | 0.0        | 0.0        |
| ≥4000                            | 4            | 4         | 0        | 0.0        | 0.0        | 0.0        |
| <b>% OUT OF HOSPITAL BIRTHS</b>  | <b>2</b>     | <b>2</b>  | <b>0</b> | <b>0.0</b> | <b>0.0</b> | <b>0.0</b> |
| <b>SPONTANEOUS ABORTION RATE</b> | <b>1</b>     | <b>1</b>  | <b>0</b> | <b>0.0</b> | <b>0.0</b> | <b>0.0</b> |
| 10-14                            | 0            | 0         | 0        | 0.0        | 0.0        | 0.0        |
| 15-17                            | 0            | 0         | 0        | 0.0        | 0.0        | 0.0        |
| 18-19                            | 0            | 0         | 0        | 0.0        | 0.0        | 0.0        |
| Age of Mother                    |              |           |          |            |            |            |
| 20-24                            | 0            | 0         | 0        | 0.0        | 0.0        | 0.0        |
| 25-29                            | 1            | 1         | 0        | 0.0        | 0.0        | 0.0        |
| 30-34                            | 0            | 0         | 0        | 0.0        | 0.0        | 0.0        |
| 35-39                            | 0            | 0         | 0        | 0.0        | 0.0        | 0.0        |
| 40-44                            | 0            | 0         | 0        | 0.0        | 0.0        | 0.0        |
| >44                              | 0            | 0         | 0        | 0.0        | 0.0        | 0.0        |
| <b>INDUCED TERMINATION RATE</b>  | <b>4</b>     | <b>3</b>  | <b>1</b> | <b>0.0</b> | <b>0.0</b> | <b>0.0</b> |
| 10-14                            | 0            | 0         | 0        | 0.0        | 0.0        | 0.0        |
| 15-17                            | 0            | 0         | 0        | 0.0        | 0.0        | 0.0        |
| 18-19                            | 0            | 0         | 0        | 0.0        | 0.0        | 0.0        |
| Age of Recipient                 |              |           |          |            |            |            |
| 20-24                            | 3            | 2         | 1        | 0.0        | 0.0        | 0.0        |
| 25-29                            | 1            | 1         | 0        | 0.0        | 0.0        | 0.0        |
| 30-34                            | 0            | 0         | 0        | 0.0        | 0.0        | 0.0        |
| 35-39                            | 0            | 0         | 0        | 0.0        | 0.0        | 0.0        |
| 40-44                            | 0            | 0         | 0        | 0.0        | 0.0        | 0.0        |
| >44                              | 0            | 0         | 0        | 0.0        | 0.0        | 0.0        |

## HISPANIC VITAL STATISTICS BY RACE, BY METROPOLITAN STATISTICAL AREA, 1989

| ITEM                             | TOTAL MSA |       |       |       |       |       |
|----------------------------------|-----------|-------|-------|-------|-------|-------|
|                                  | NUMBER    |       |       | RATE  |       |       |
|                                  | Total     | White | Black | Total | White | Black |
| <b>POPULATION</b>                |           |       |       |       |       |       |
| <b>LIVE BIRTHS</b>               | 1852      | 1700  | 115   | 0.0   | 0.0   | 0.0   |
| 10-14                            | 4         | 4     | 0     | 0.0   | 0.0   | 0.0   |
| 15-17                            | 70        | 67    | 3     | 0.0   | 0.0   | 0.0   |
| 18-19                            | 150       | 138   | 10    | 0.0   | 0.0   | 0.0   |
| Age of Mother                    |           |       |       |       |       |       |
| 20-24                            | 551       | 511   | 29    | 0.0   | 0.0   | 0.0   |
| 25-29                            | 547       | 504   | 32    | 0.0   | 0.0   | 0.0   |
| 30-34                            | 375       | 338   | 27    | 0.0   | 0.0   | 0.0   |
| 35-39                            | 136       | 120   | 13    | 0.0   | 0.0   | 0.0   |
| 40-44                            | 19        | 18    | 1     | 0.0   | 0.0   | 0.0   |
| >44                              | 0         | 0     | 0     | 0.0   | 0.0   | 0.0   |
| <b>UNWED MOTHER BIRTH RATE</b>   | 402       | 364   | 35    | 0.0   | 0.0   | 0.0   |
| 10-14                            | 2         | 2     | 0     | 0.0   | 0.0   | 0.0   |
| 15-17                            | 47        | 45    | 2     | 0.0   | 0.0   | 0.0   |
| 18-19                            | 60        | 53    | 6     | 0.0   | 0.0   | 0.0   |
| Age of Mother                    |           |       |       |       |       |       |
| 20-24                            | 144       | 133   | 11    | 0.0   | 0.0   | 0.0   |
| 25-29                            | 83        | 72    | 10    | 0.0   | 0.0   | 0.0   |
| 30-34                            | 45        | 40    | 5     | 0.0   | 0.0   | 0.0   |
| 35-39                            | 20        | 18    | 1     | 0.0   | 0.0   | 0.0   |
| 40-44                            | 1         | 1     | 0     | 0.0   | 0.0   | 0.0   |
| >44                              | 0         | 0     | 0     | 0.0   | 0.0   | 0.0   |
| <b>% BIRTH WEIGHT (grams)</b>    |           |       |       |       |       |       |
| <500                             | 2         | 1     | 1     | 0.0   | 0.0   | 0.0   |
| 500-1499                         | 17        | 16    | 1     | 0.0   | 0.0   | 0.0   |
| 1500-2499                        | 62        | 52    | 10    | 0.0   | 0.0   | 0.0   |
| 2500-3999                        | 1591      | 1462  | 95    | 0.0   | 0.0   | 0.0   |
| ≥4000                            | 180       | 169   | 8     | 0.0   | 0.0   | 0.0   |
| <b>% OUT OF HOSPITAL BIRTHS</b>  | 15        | 14    | 1     | 0.0   | 0.0   | 0.0   |
| <b>SPONTANEOUS ABORTION RATE</b> | 27        | 22    | 2     | 0.0   | 0.0   | 0.0   |
| 10-14                            | 0         | 0     | 0     | 0.0   | 0.0   | 0.0   |
| 15-17                            | 1         | 1     | 0     | 0.0   | 0.0   | 0.0   |
| 18-19                            | 6         | 4     | 1     | 0.0   | 0.0   | 0.0   |
| Age of Mother                    |           |       |       |       |       |       |
| 20-24                            | 8         | 8     | 0     | 0.0   | 0.0   | 0.0   |
| 25-29                            | 6         | 4     | 1     | 0.0   | 0.0   | 0.0   |
| 30-34                            | 4         | 3     | 0     | 0.0   | 0.0   | 0.0   |
| 35-39                            | 2         | 2     | 0     | 0.0   | 0.0   | 0.0   |
| 40-44                            | 0         | 0     | 0     | 0.0   | 0.0   | 0.0   |
| >44                              | 0         | 0     | 0     | 0.0   | 0.0   | 0.0   |
| <b>INDUCED TERMINATION RATE</b>  | 253       | 191   | 21    | 0.0   | 0.0   | 0.0   |
| 10-14                            | 1         | 1     | 0     | 0.0   | 0.0   | 0.0   |
| 15-17                            | 8         | 5     | 1     | 0.0   | 0.0   | 0.0   |
| 18-19                            | 27        | 22    | 2     | 0.0   | 0.0   | 0.0   |
| Age of Recipient                 |           |       |       |       |       |       |
| 20-24                            | 79        | 61    | 7     | 0.0   | 0.0   | 0.0   |
| 25-29                            | 74        | 53    | 4     | 0.0   | 0.0   | 0.0   |
| 30-34                            | 41        | 34    | 3     | 0.0   | 0.0   | 0.0   |
| 35-39                            | 18        | 11    | 4     | 0.0   | 0.0   | 0.0   |
| 40-44                            | 4         | 3     | 0     | 0.0   | 0.0   | 0.0   |
| >44                              | 1         | 1     | 0     | 0.0   | 0.0   | 0.0   |

## HISPANIC VITAL STATISTICS BY RACE, BY METROPOLITAN STATISTICAL AREA, 1989

| ITEM                             | TOTAL NON-MSA |            |           |            |            |            |
|----------------------------------|---------------|------------|-----------|------------|------------|------------|
|                                  | NUMBER        |            |           | RATE       |            |            |
|                                  | Total         | White      | Black     | Total      | White      | Black      |
| <b>POPULATION</b>                |               |            |           |            |            |            |
| <b>LIVE BIRTHS</b>               | <b>714</b>    | <b>675</b> | <b>29</b> | <b>0.0</b> | <b>0.0</b> | <b>0.0</b> |
| 10-14                            | 3             | 3          | 0         | 0.0        | 0.0        | 0.0        |
| 15-17                            | 42            | 42         | 0         | 0.0        | 0.0        | 0.0        |
| 18-19                            | 103           | 96         | 6         | 0.0        | 0.0        | 0.0        |
| Age of Mother                    |               |            |           |            |            |            |
| 20-24                            | 268           | 253        | 12        | 0.0        | 0.0        | 0.0        |
| 25-29                            | 194           | 183        | 7         | 0.0        | 0.0        | 0.0        |
| 30-34                            | 70            | 65         | 3         | 0.0        | 0.0        | 0.0        |
| 35-39                            | 29            | 28         | 1         | 0.0        | 0.0        | 0.0        |
| 40-44                            | 4             | 4          | 0         | 0.0        | 0.0        | 0.0        |
| >44                              | 1             | 1          | 0         | 0.0        | 0.0        | 0.0        |
| <b>UNWED MOTHER BIRTH RATE</b>   | <b>161</b>    | <b>150</b> | <b>10</b> | <b>0.0</b> | <b>0.0</b> | <b>0.0</b> |
| 10-14                            | 2             | 2          | 0         | 0.0        | 0.0        | 0.0        |
| 15-17                            | 24            | 24         | 0         | 0.0        | 0.0        | 0.0        |
| 18-19                            | 36            | 32         | 4         | 0.0        | 0.0        | 0.0        |
| Age of Mother                    |               |            |           |            |            |            |
| 20-24                            | 50            | 45         | 5         | 0.0        | 0.0        | 0.0        |
| 25-29                            | 32            | 32         | 0         | 0.0        | 0.0        | 0.0        |
| 30-34                            | 13            | 11         | 1         | 0.0        | 0.0        | 0.0        |
| 35-39                            | 4             | 4          | 0         | 0.0        | 0.0        | 0.0        |
| 40-44                            | 0             | 0          | 0         | 0.0        | 0.0        | 0.0        |
| >44                              | 0             | 0          | 0         | 0.0        | 0.0        | 0.0        |
| <b>% BIRTH WEIGHT (grams)</b>    |               |            |           |            |            |            |
| <500                             | 0             | 0          | 0         | 0.0        | 0.0        | 0.0        |
| 500-1499                         | 4             | 3          | 1         | 0.0        | 0.0        | 0.0        |
| 1500-2499                        | 41            | 40         | 1         | 0.0        | 0.0        | 0.0        |
| 2500-3999                        | 598           | 566        | 23        | 0.0        | 0.0        | 0.0        |
| ≥4000                            | 71            | 66         | 4         | 0.0        | 0.0        | 0.0        |
| <b>% OUT OF HOSPITAL BIRTHS</b>  | <b>4</b>      | <b>4</b>   | <b>0</b>  | <b>0.0</b> | <b>0.0</b> | <b>0.0</b> |
| <b>SPONTANEOUS ABORTION RATE</b> | <b>31</b>     | <b>26</b>  | <b>1</b>  | <b>0.0</b> | <b>0.0</b> | <b>0.0</b> |
| 10-14                            | 0             | 0          | 0         | 0.0        | 0.0        | 0.0        |
| 15-17                            | 2             | 2          | 0         | 0.0        | 0.0        | 0.0        |
| 18-19                            | 8             | 8          | 0         | 0.0        | 0.0        | 0.0        |
| Age of Mother                    |               |            |           |            |            |            |
| 20-24                            | 8             | 6          | 1         | 0.0        | 0.0        | 0.0        |
| 25-29                            | 8             | 8          | 0         | 0.0        | 0.0        | 0.0        |
| 30-34                            | 4             | 2          | 0         | 0.0        | 0.0        | 0.0        |
| 35-39                            | 1             | 0          | 0         | 0.0        | 0.0        | 0.0        |
| 40-44                            | 0             | 0          | 0         | 0.0        | 0.0        | 0.0        |
| >44                              | 0             | 0          | 0         | 0.0        | 0.0        | 0.0        |
| <b>INDUCED TERMINATION RATE</b>  | <b>33</b>     | <b>30</b>  | <b>0</b>  | <b>0.0</b> | <b>0.0</b> | <b>0.0</b> |
| 10-14                            | 2             | 2          | 0         | 0.0        | 0.0        | 0.0        |
| 15-17                            | 2             | 2          | 0         | 0.0        | 0.0        | 0.0        |
| 18-19                            | 4             | 4          | 0         | 0.0        | 0.0        | 0.0        |
| Age of Recipient                 |               |            |           |            |            |            |
| 20-24                            | 10            | 9          | 0         | 0.0        | 0.0        | 0.0        |
| 25-29                            | 8             | 7          | 0         | 0.0        | 0.0        | 0.0        |
| 30-34                            | 4             | 3          | 0         | 0.0        | 0.0        | 0.0        |
| 35-39                            | 2             | 2          | 0         | 0.0        | 0.0        | 0.0        |
| 40-44                            | 1             | 1          | 0         | 0.0        | 0.0        | 0.0        |
| >44                              | 0             | 0          | 0         | 0.0        | 0.0        | 0.0        |







## MOST FREQUENTLY USED FIRST NAMES - 1989

| <u>First Names</u> | <u>Number</u> | <u>First Names</u> | <u>Number</u> |
|--------------------|---------------|--------------------|---------------|
| Christopher        | 1834          | Nicholas           | 584           |
| Ashley             | 1609          | Jennifer           | 575           |
| Brittany           | 1609          | Courtney           | 565           |
| Michael            | 1534          | Kayla              | 561           |
| Joshua             | 1524          | Thomas             | 538           |
| Jessica            | 1480          | Heather            | 534           |
| James              | 1233          | Timothy            | 523           |
| Justin             | 1176          | Jasmine            | 521           |
| Matthew            | 1117          | Megan              | 497           |
| William            | 1086          | Zachary            | 494           |
| Brandon            | 978           | Anthony            | 492           |
| John               | 940           | Charles            | 490           |
| Robert             | 920           | Jeremy             | 481           |
| David              | 940           | Elizabeth          | 472           |
| Amanda             | 849           | Benjamin           | 460           |
| Andrew             | 801           | Kevin              | 459           |
| Joseph             | 732           | Ryan               | 454           |
| Tiffany            | 673           | Steven             | 448           |
| Jonathan           | 665           | Stephanie          | 443           |
| Lauren             | 656           | Samantha           | 436           |
| Daniel             | 655           | Jacob              | 417           |
| Amber              | 654           | Kimberly           | 416           |
| Sarah              | 603           | Stephen            | 405           |

|           |     |           |     |
|-----------|-----|-----------|-----|
| Emily     | 402 | Jason     | 289 |
| Richard   | 399 | Erica     | 288 |
| Mary      | 376 | Melissa   | 286 |
| Eric      | 374 | Cody      | 281 |
| Jordan    | 372 | Crystal   | 273 |
| Brian     | 356 | Samuel    | 271 |
| Dustin    | 352 | Aaron     | 269 |
| Kyle      | 348 | Kristen   | 266 |
| Brittney  | 347 | Danielle  | 264 |
| Patrick   | 333 | Jeffrey   | 263 |
| Katherine | 332 | Anna      | 260 |
| Whitney   | 332 | Victoria  | 258 |
| Rachel    | 331 | Alexander | 256 |
| Travis    | 328 | Gregory   | 245 |
| Hannah    | 326 | Marcus    | 245 |
| Rebecca   | 324 | Kelly     | 240 |
| Adam      | 323 | Laura     | 240 |
| Kenneth   | 320 | Lindsey   | 240 |
| Tyler     | 318 | Bradley   | 224 |
| Corey     | 315 | Katie     | 224 |
| Chelsea   | 293 | Mark      | 223 |
| Christina | 293 | Jesse     | 222 |
| Taylor    | 291 | Austin    | 217 |
|           |     | Antonio   | 208 |
|           |     | Casey     | 206 |
|           |     | Amy       | 200 |

# MARRIAGE AND DIVORCE RATES 1980 - 1989

