


Georgia Mortality Vital Statistics Report 1988



VITAL RECORDS & HEALTH STATISTICS
in cooperation with
GEORGIA CENTER FOR HEALTH STATISTICS



Georgia Mortality Vital Statistics Report-1988

Joe Frank Harris
Governor

James G. Ledbetter, Ph. D.
Commissioner,
Department of Human Resources

James W. Alley, M. D., M. P. H.
Director,
Division of Public Health

Published November 1989

This volume is dedicated to all those who contributed to its production, including private and public medical staff, funeral directors, coroners, attorneys, elected officials, county and state public employees; and above all the people of this state.

Prepared By:

**Scott Cathey
Michael R. Lavoie
Valencia Meyers
David Searcy
Tracie Whitus
G. E. Alan Dever, Consultant**

November 1989

TABLE OF CONTENTS

	<u>Page</u>
CONTRIBUTORS.....	ii
TABLE OF CONTENTS.....	iii
LIST OF FIGURES.....	iv
INTRODUCTION.....	1
DEFINITIONS.....	3
FORMULAS USED IN THIS VOLUME.....	4
MAP, GEORGIA HEALTH DISTRICT-UNITS.....	6
STATE TABLES.....	7
DEATH CERTIFICATE (sample).....	10
DHR HEALTH DISTRICT TABLES.....	11
METROPOLITAN STATISTICAL AREA (MSA) TABLES.....	51
COUNTY TABLES.....	73
CITY TABLES.....	393
HISPANIC STATE TABLES.....	543
HISPANIC DHR HEALTH DISTRICT TABLES.....	547
HISPANIC METROPOLITAN STATISTICAL AREA (MSA) TABLES.....	587
POPULATION TABLES, COUNTY.....	609
POPULATION TABLES, STATE.....	648
POPULATION TABLES, MSA.....	652
AVERAGE DAILY VITAL EVENTS.....	655
SELECTED CHARTS AND TREND GRAPHS.....	656

LIST OF FIGURES

		<u>Page</u>
Figure 1.	Cover, Department of Health Rules and REgulations, 1904.....	50
Figure 2.	Cover, Georgia State Board of Health, Annual Report, 1923.....	72
Figure 3.	Cover, State Board of Health, Official Bulletin, Biennial Report, 1935 - 1936.....	392
Figure 4.	Cover, State of Georgia, Department of Public Health, Annual Report, 1940.....	542
Figure 5.	Cover, State of Georgia, Department of Public Health, 29th Annual Report, 1948.....	546
Figure 6.	Cover, Georgia Vital Statistics Data Books, 1981.....	586
Figure 7.	Cover, Georgia Vital Statistics Report, 1987.....	608
Figure 8.	Number of Deaths, 1978 - 1988.....	656
Figure 9.	Total, All Causes of Death, 1979 - 1988.....	657
Figure 10.	Infant Mortality Rates, 1977 - 1988.....	658
Figure 11.	Neonatal Mortality, 1975 - 1988.....	659
Figure 12.	Post Neonatal Infant Mortality, 1975 - 1988.....	660
Figure 13.	Early Childhood (1-4) Death Rates, 1984 - 1988.....	661
Figure 14.	Later Childhood (5-14) Death Rates, 1984 - 1988.....	662
Figure 15.	Adolescence (15-19) Death Rates, 1984 - 1988.....	663
Figure 16.	Early Adulthood (20-29) Death Rates, 1984 - 1988.....	664
Figure 17.	Young Adulthood (30-44) Death Rates, 1984 - 1988.....	665
Figure 18.	Middle Adulthood (45-59) Death Rates, 1984 - 1988.....	666
Figure 19.	Later Adulthood (60-74) Death Rates, 1984 - 1988.....	667
Figure 20.	Older Adulthood (75+) Death Rates, 1984 - 1988.....	668
Figure 21.	Total Malignant Neoplasms, 1979 - 1988 ICD (140-208).....	669

Figure 22.	Cancer of the Large Intestine, 1979 - 1988 ICD (153).....	670
Figure 23.	Cancer of the Trachea, Bronchus, Lung, 1979 - 1988 ICD (162).....	671
Figure 24.	Hypertensive Heart Disease, 1984 - 1988 ICD (401-405).....	672
Figure 25.	Ischemic Heart Disease, 1984 - 1988 ICD (410-414).....	673
Figure 26.	Acute Myocardial Infarction, 1979 - 1988 ICD (410).....	674
Figure 27.	Other Forms of Heart Disease, 1977 - 1988 ICD (420-429).....	675
Figure 28.	Cerebrovascular Disease, 1979 - 1988 ICD (430-438).....	676
Figure 29.	Disease of the Respiratory System, 1984 - 1988 ICD (460-519).....	677
Figure 30.	Influenza and Pneumonia, 1979 - 1988 ICD (480-487).....	678
Figure 31.	Chronic Obstructive Pulmonary Disease, 1979 - 1988 ICD (490-493).....	679
Figure 32.	Maternal Deaths, 1984 - 1988 ICD (630-676).....	680
Figure 33.	Sudden Infant Death Syndrome, 1979 - 1988 ICD (798).....	681
Figure 34.	Injury and Poisoning, 1984 - 1988 (ICD E 800-E 825).....	682
Figure 35.	Motor Vehicle Accidents, 1979 - 1988 (ICD E 810-E 825).....	683
Figure 36.	All Other Accidents, 1979 - 1980 (ICD E 800-E 807; E 826-E 949)....	684
Figure 37.	Homicide, 1984 - 1988 (ICD E 960-E 969).....	685
Figure 38.	Suicide, 1984 - 1988 (ICD E 950-E 959).....	686

INTRODUCTION

This publication is the 69th production of Vital Statistics Data of the State of Georgia. The 1988 data set is divided into two volumes, Natality and Mortality. Their purpose is to serve as a reference source to provide useful information to public and private individuals, institutions, and agencies involved with Health Services; especially the analysis, planning and evaluation of public health services for Georgia citizens.

The tables in this volume reflect annual frequencies and rates of vital events for the state's residents (except as noted) by state, health district, metropolitan statistical area, and county.

The Office of Planning and Budget's civilian, noninstitutional population projections used in this volume, were adjusted by adding a resident military component. The projections are included to allow the reader to compute rates not represented in this volume. The reader must note, however, that there have been substantial changes in some county populations. In 1986, OPB re-calculated population estimates through 1990. The rates shown in this volume, therefore, may vary slightly from previous publications or other projections due to these changes. Also, there have been substantial population shifts in some counties in Georgia, however, we feel the rates shown in this volume are consistent with previous years rates.

Other vital statistics data not presented is available upon request but may require a fee to produce. Send all statistical requests to:

**Vital Records and Health Statistics Unit
878 Peachtree Street, N.E., Suite 200
Atlanta, Georgia 30309**

We trust the information provided in this volume will prove helpful. Comments or suggestions regarding this publication are welcome.

This report includes 1988 Georgia resident data taken from death certificates received in the State Vital Records office by June 30, 1989. The figures and rates reflect data from vital events occurring to the total deaths shown. Any difference between the total and race totals is accounted for by "other" races; however, all races are included in the total category.

The assignment of infant mortality frequencies and rates is determined by the mother's indicated residence as shown on the matching Certificate of Live Birth. Infant deaths occurring to resident military personnel are included.

The coded residence of infant deaths is adjusted in the following manner:

<u>BIRTH CERTIFICATE</u>	<u>DEATH CERTIFICATE</u>	<u>RESIDENCE ADJUSTMENT CODE</u>
Georgia Resident	Georgia Resident	Mother's Georgia Residence on birth certificate
Georgia Resident	Not Georgia Resident	Mother's Georgia Residence on birth certificate
Not Georgia	Georgia as state of death occurrence but not residence.	Residence as shown on death certificate. If not Georgia residence, these deaths are not included in the annual total of resident infant deaths.

DEFINITIONS

Population	Office of planning and Budget (OPB) civilian, noninstitutional population projections including an estimated resident military component for appropriate counties.
Race	Race classifications are tabulated by white and black categories. "Other" or unknown races are included in the total category.
Live birth to an unwed mother	A live birth to a stated unmarried female or to one who did not state marital status and no father's name appears on the birth certificate.
Low birth weight	A live birth with a weight of less than 2,500 grams.
Very Low birth weight	A live birth with a weight of less than 1,500 grams.
Spontaneous abortion or stillbirth	Pregnancy resulting in other than live birth or induced abortion.
Induced abortion	The purposeful interruption of pregnancy with the intent to produce other than a live infant or to remove a dead fetus.
Infant mortality	A death occurring to an infant less than one year of age.
Neonatal mortality	A death occurring to an infant less than 28 days of life.
Postneonatal mortality	A death occurring to an infant 28 days or more, but less than one year of age.
Maternal mortality	A death resulting from complications of pregnancy, childbirth, or puerperium.
Total conceptions	All live births, plus all induced abortions, plus all spontaneous abortions or stillbirths.

FORMULAS USED IN THIS VOLUME

Crude Birth Rate	$\frac{\text{Total live births} \times 1,000}{\text{Total population}}$
Age-specific fertility rate	$\frac{\text{Total live births in age group}}{\text{Total female population in age group}} \times 1,000$
Crude live birth rate to unwed mothers	$\frac{\text{Total live births to unwed mothers} \times 1,000}{\text{Total female population (15-44)}}$
Age-specific live birth rate to unwed mothers	$\frac{\text{Total live births to unwed mothers in age group}}{\text{Total female population age group}} \times 1,000$
Percent of live births by birthweight	$\frac{\text{Total live births in weight group} \times 100}{\text{Total live births}}$
Percent of out-of-hospital live births	$\frac{\text{Total out-of-hospital live births} \times 100}{\text{Total live births}}$
Crude spontaneous abortion rate	$\frac{\text{Total spontaneous abortions} \times 1,000}{\text{Total female population (15-44)}}$
Age-specific spontaneous abortion rate	$\frac{\text{Spontaneous abortions in age group} \times 1,000}{\text{Total female population in age group}}$
Crude induced abortion rate	$\frac{\text{Total induced abortions} \times 1,000}{\text{Total female population (15-44)}}$
Age-specific induced abortion rate	$\frac{\text{Induced abortions in age group} \times 1,000}{\text{Total female population in age group}}$
Crude mortality rate	$\frac{\text{Total deaths} \times 1,000}{\text{Total population}}$
Infant mortality rate	$\frac{\text{Total infant deaths} \times 1,000}{\text{Total live births}}$
Neonatal mortality rate	$\frac{\text{Total infant death} < 28 \text{ days}}{\text{Total live births}}$
Postneonatal mortality rate	$\frac{\text{Total infant deaths 28 days to} < 1 \text{ year} \times 1,000}{\text{Total live births}}$
Life-stage-specific mortality rate	$\frac{\text{Total deaths in life stage} \times 100,000}{\text{Total population in life state}}$

Cause-specific mortality rate	$\frac{\text{Total deaths from specific cause} \times 100,000}{\text{Total population}}$
Marriage rate	$\frac{\text{Total marriages}}{\text{Total population}} \times 1,000$
Divorce rate	$\frac{\text{Total divorces}}{\text{Total population}} \times 1,000$

NOTE: EVENTS INDICATING UNKNOWN IN SOME CATEGORIES ARE ASSIGNED TO THE GROUP OF EVENTS SHOWING THE LARGEST NUMBER OF OCCURRENCES.

NOTE: HISPANIC TABLES SHOW ONLY FREQUENCIES OF EVENTS, WITH NO RATES FIGURED; ZEROES ENTERED IN THE RATE COLUMNS ARE NOT VALID RATES.

STATE TABLES

SELECTED VITAL STATISTICS BY RACE, STATE OF GEORGIA, 1988

ITEM	NUMBER						RATE		
	NUMBER			RATE					
	Total	White	Black	Total	White	Black			
TOTAL DEATHS	51593	36890	14568	8.1	8.0	8.5			
Lifestages									
INFANCY (<1)	1342	613	723	12.7	9.1	19.5			
NEONATAL	893	393	494	8.4	5.8	13.3			
POST-NEONATAL	449	220	229	4.2	3.3	6.2			
EARLY CHILDHOOD (1-4)	220	120	99	58.6	48.2	77.2			
LATER CHILDHOOD (5-14)	298	169	125	28.0	23.4	36.5			
ADOLESCENCE (15-19)	526	364	159	86.7	88.0	82.3			
EARLY ADULTHOOD (20-29)	1593	892	691	139.0	109.9	206.6			
YOUNG ADULTHOOD (30-44)	3427	1941	1468	267.6	197.0	497.2			
MIDDLE ADULTHOOD (45-59)	6710	4419	2261	751.7	623.4	1230.9			
LATER ADULTHOOD (60-74)	16028	11643	4344	2469.6	2308.0	3005.2			
OLDER ADULTHOOD (>74)	21449	16729	4698	9533.6	9500.1	9609.1			
Cause of Death									
Infectious and Parasitic Diseases (001-139)	1248	722	522	19.7	15.6	30.6			
Neoplasms (140-239)	11042	8324	2677	174.0	179.5	156.7			
Malignant Neoplasms (140-208)	10853	8180	2632	171.0	176.4	154.1			
Stomach (151)	225	128	95	3.5	2.8	5.6			
Colon (153)	884	692	188	13.9	14.9	11.0			
Pancreas (157)	524	389	134	8.3	8.4	7.8			
Trachea, Bronchus and Lung (162)	3215	2590	615	50.7	55.9	36.0			
Breast (174-175)	918	667	246	14.5	14.4	14.4			
Ovary (183)	259	214	43	4.1	4.6	2.5			
Prostate (185)	700	436	264	11.0	9.4	15.5			
Leukemia (204-208)	394	313	79	6.2	6.7	4.6			
All Other Malignant Sites	3734	2751	968	58.8	59.3	56.7			
Endocrine, Nutritional and Metabolic Diseases (240-279)	1337	815	519	21.1	17.6	30.4			
Diabetes Mellitus (250)	911	557	351	14.4	12.0	20.6			
Diseases of Blood and Blood-Forming Organs (280-289)	220	143	77	3.5	3.1	4.5			
Mental Disorders (290-319)	680	446	233	10.7	9.6	13.6			
Diseases of the Nervous System and Sense Organs (320-389)	880	673	205	13.9	14.5	12.0			
Diseases of the Circulatory System (390-459)	22148	16192	5916	349.1	349.2	346.4			
Hypertensive Diseases (401-405)	927	457	468	14.6	9.9	27.4			
Ischaemic Heart Disease (410-414)	10291	8194	2080	162.2	176.7	121.8			
Acute Myocardial Infarction (410)	6371	5039	1320	100.4	108.7	77.3			
Other Forms of Heart Disease (420-429)	5503	3715	1777	86.7	80.1	104.0			
Cerebrovascular Disease (430-438)	4036	2794	1232	63.6	60.3	72.1			
Diseases of The Arteries And Capillaries (440-448)	895	706	189	14.1	15.2	11.1			

SELECTED VITAL STATISTICS BY RACE, STATE OF GEORGIA, 1988

ITEM	NUMBER						RATE		
	Total	White	Black	Total	White	Black	Total	White	Black
	Cause of Death (Continued)								
Diseases of The Respiratory System (460-519)	4223	3292	924	66.6	71.0	54.1			
Influenza and Pneumonia (480-487)	1653	1214	434	26.1	26.2	25.4			
Chronic Obstructive Pulmonary Disease (490-496)	1844	1552	290	29.1	33.5	17.0			
Diseases of The Digestive System (520-579)	1855	1370	485	29.2	29.5	28.4			
Chronic Liver Disease And Cirrhosis (571)	584	421	163	9.2	9.1	9.5			
Disease of The Genitourinary System (580-629)	1071	607	463	16.9	13.1	27.1			
Complications Of Pregnancy, Childbirth, And The Puerperium (630-676)	9	1	8	0.1	0.0	0.5			
Diseases Of The Skin (680-709)	144	85	59	2.3	1.8	3.5			
Diseases Of The Musculoskeletal System (710-739)	199	144	55	3.1	3.1	3.2			
Congenital Anomalies (740-759)	348	229	117	5.5	4.9	6.9			
Certain Conditions Originating In The Perinatal Period (760-779)	705	270	431	11.1	5.8	25.2			
Disorders Relating To Short Gestation (765)	148	45	100	2.3	1.0	5.9			
Symptoms, Signs, and Ill Defined Conditions (780-799)	613	375	236	9.7	8.1	13.8			
SIDS (798)	170	93	77	2.7	2.0	4.5			
Injury And Poisoning (E800-E999)	4871	3202	1641	76.8	69.1	96.1			
Motor Vehicle Accidents (E810-E825)	1743	1293	438	27.5	27.9	25.6			
All Other Accidents (E800-E807, E826-E949)	1381	893	482	21.8	19.3	28.2			
Suicides (E950-E959)	850	704	142	13.4	15.2	8.3			
Homicides (E960-E969)	797	249	542	12.6	5.4	31.7			

CERTIFICATE OF DEATH/STATE OF GEORGIA

DECEASED		1a. DECEASED'S NAME (First, Middle, Last)		1b. IF DECEASED IS FEMALE, ENTER MAIDEN LAST NAME		1c. SEX		1d. DATE OF DEATH (Mo., Day, Year)							
		1e. RACE (White, Black, Amer. Indian, etc.) (Specify)		1f. ORIGIN OF DECEASED (Italian, Mex., French, English, etc.)		1g. DATE OF BIRTH (Mo., Day, Year)		1h. AGE - Last Birthday (Years)		1i. UNDER 1 YEAR		1j. UNDER 1 DAY		1k. COUNTY OF DEATH	
		1l. CITY, TOWN or LOCATION OF DEATH		1m. HOSPITAL OR OTHER INSTITUTION NAME (If not in either, give street and No.)				1n. IF HOSPITAL OR INST. (Indicate DOA, OP/EMER. Rm., Inpatient) (Specify)							
		1o. STATE AND COUNTY OF BIRTH (If not in USA, name Country)		1p. CITIZEN OF WHAT COUNTRY?		1q. MARRIED, NEVER MARRIED, WIDOWED, DIVORCED (Specify)		1r. SPOUSE (If married or widowed, give spouse's name--If wife, give maiden name)				1s. WAS DECEASED EVER IN U.S. ARMED FORCES (Yes or No)			
		1t. SOCIAL SECURITY NUMBER		1u. USUAL OCCUPATION (Give kind of work done during most of working life, even if retired)				1v. KIND OF INDUSTRY OR BUSINESS							
		1w. RESIDENCE - STATE		1x. COUNTY		1y. CITY, TOWN or LOCATION		1z. STREET AND NUMBER		1aa. INSIDE CITY LIMITS? (Yes or No)					
PARENTS		1ab. FATHER'S NAME		1ac. MOTHER'S MAIDEN NAME											
INFORMANT		1ad. INFORMANT'S NAME		1ae. MAILING ADDRESS (Street, R.F.D. No., City or Town, State, Zip)				1af. RELATIONSHIP							
DISPOSITION		1ag. BURIAL, CREMATION, DISPOSITION OF REMOVAL (Specify)		1ah. CEMETERY OR CREMATORY NAME		1ai. LOCATION (City or Town, State, Zip, County)									
		1aj. FUNERAL DIRECTOR (Signature)		1ak. FUN. DIR. LICENSE NO.		1al. NAME AND ADDRESS OF FACILITY (Street, R.F.D. No., City or Town, State, Zip)		1am. EST. LICENSE NO.							
		1an. EMBALMER (Signature)		1ao. EMBALMER LICENSE NO.		1ap. EMBALMER LICENSE NO.		1aq. EMBALMER LICENSE NO.							
CAUSE OF DEATH		21. IMMEDIATE CAUSE:		21a. (only one can be filled in A, B, and C)				Approximate interval between onset and death							
		A. Due to, or as a consequence of:						Approximate interval between onset and death							
		B. Due to, or as a consequence of:						Approximate interval between onset and death							
		C. Due to, or as a consequence of:						Approximate interval between onset and death							
		22. OTHER SIGNIFICANT CONDITIONS - conditions contributing to death but not stated to cause given in Part IA. (If female, indicate if pregnant or birth occurred within 90 days of death.)		22a. AUTOPSY (Yes or No)				22b. IF YES, WERE FINDINGS CONSIDERED IN DETERMINING CAUSE OF DEATH? (Yes or No)							
		23a. WAS OPERATION PERFORMED? (Yes or No)		23b. DATE OF OPERATION (Mo., Day, Year)		23c. CONDITIONS FOR WHICH OPERATION WAS PERFORMED (Specify)									
		24. ACCIDENT, SUICIDE, HOMICIDE, UNDETERMINED (Specify)		24a. DATE OF INJURY (Mo., Day, Year)		24b. DESCRIBE HOW INJURY OCCURRED		24c. HOUR OF INJURY							
		25. INJURY AT WORK? (Yes or No)		25a. PLACE OF INJURY (Home, Farm, Street, Factory, Office, Etc.) (Specify)		25b. LOCATION (Street, R.F.D. No., City or Town, State, Zip, County)		25c. M							
CERTIFIER		26a. To the best of my knowledge, death occurred at the time, date and place and due to the cause(s) stated. (Signature and Title)		26b. DATE SIGNED (Mo., Day, Year)		26c. HOUR OF DEATH		26d. M							
		26e. NAME OF ATTENDING PHYSICIAN IF OTHER THAN CERTIFIER		26f. DATE SIGNED (Mo., Day, Year)		26g. HOUR OF DEATH		26h. M							
		26i. NAME AND TITLE OF CERTIFIER (Physician, Medical Examiner, or Coroner)		26j. DATE PRONOUNCED DEAD (Mo., Day, Year)		26k. HOUR PRONOUNCED DEAD		26l. M							
		26m. ADDRESS OF CERTIFIER (Street, R.F.D. No., City or Town, State, Zip)		26n. DATE PRONOUNCED DEAD (Mo., Day, Year)		26o. HOUR PRONOUNCED DEAD		26p. M							
REGISTRAR		27a. REGISTRAR (Signature)		27b. DATE RECEIVED BY REGISTRAR (Mo., Day, Year)		27c. DATE RECEIVED BY REGISTRAR (Mo., Day, Year)		27d. M							

DHR HEALTH DISTRICT TABLES

SELECTED VITAL STATISTICS BY RACE, BY DHR HEALTH DISTRICT, 1988

ITEM	ROME (1-1)					
	NUMBER			RATE		
	Total	White	Black	Total	White	Black
TOTAL DEATHS	3668	3332	333	9.3	9.2	10.3
Lifestages						
INFANCY (<1)	74	56	18	12.1	10.1	31.2
NEONATAL	44	32	12	7.2	5.8	20.8
POST-NEONATAL	30	24	6	4.9	4.3	10.4
EARLY CHILDHOOD (1-4)	12	11	1	54.7	55.5	46.7
LATER CHILDHOOD (5-14)	13	12	1	19.5	20.1	14.9
ADOLESCENCE (15-19)	28	24	4	79.9	76.0	114.8
EARLY ADULTHOOD (20-29)	99	79	20	162.3	141.8	376.7
YOUNG ADULTHOOD (30-44)	190	161	29	246.8	224.7	543.3
MIDDLE ADULTHOOD (45-59)	491	444	46	820.8	795.0	1158.1
LATER ADULTHOOD (60-74)	1152	1053	97	2359.9	2323.5	2774.6
OLDER ADULTHOOD (>74)	1609	1492	117	9820.0	9884.1	9069.8
Cause of Death						
Infectious and Parasitic Diseases (001-139)	60	48	12	15.3	13.3	37.1
Neoplasms (140-239)	833	759	72	212.1	210.6	222.6
Malignant Neoplasms (140-208)	821	747	72	209.1	207.3	222.6
Stomach (151)	15	13	2	3.8	3.6	6.2
Colon (153)	58	50	7	14.8	13.9	21.6
Pancreas (157)	45	42	3	11.5	11.7	9.3
Trachea, Bronchus and Lung (162)	268	245	22	68.3	68.0	68.0
Breast (174-175)	65	53	12	16.6	14.7	37.1
Ovary (183)	18	17	1	4.6	4.7	3.1
Prostate (185)	47	43	4	12.0	11.9	12.4
Leukemia (204-208)	19	18	1	4.8	5.0	3.1
All Other Malignant Sites	286	266	20	72.8	73.8	61.8
Endocrine, Nutritional and Metabolic Diseases (240-279)	84	76	8	21.4	21.1	24.7
Diabetes Mellitus (250)	59	53	6	15.0	14.7	18.6
Diseases of Blood and Blood-Forming Organs (280-289)	11	11	0	2.8	3.1	0.0
Mental Disorders (290-319)	32	27	5	8.1	7.5	15.5
Diseases of the Nervous System and Sense Organs (320-389)	57	52	4	14.5	14.4	12.4
Diseases of the Circulatory System (390-459)	1650	1513	137	420.2	419.9	423.6
Hypertensive Diseases (401-405)	36	27	9	9.2	7.5	27.8
Ischaemic Heart Disease (410-414)	869	810	59	221.3	224.8	182.4
Acute Myocardial Infarction (410)	557	517	40	141.9	143.5	123.7
Other Forms of Heart Disease (420-429)	370	331	39	94.2	91.9	120.6
Cerebrovascular Disease (430-438)	284	259	25	72.3	71.9	77.3
Diseases of The Arteries And Capillaries (440-448)	58	57	1	14.8	15.8	3.1

SELECTED VITAL STATISTICS BY RACE, BY DHR HEALTH DISTRICT, 1988

ITEM	ROME (1-1)					
	NUMBER			RATE		
	Total	White	Black	Total	White	Black
Cause of Death (Continued)						
Diseases of The Respiratory System (460-519)	315	295	20	80.2	81.9	61.8
Influenza and Pneumonia (480-487)	133	124	9	33.9	34.4	27.8
Chronic Obstructive Pulmonary Disease (490-496)	142	134	8	36.2	37.2	24.7
Diseases of The Digestive System (520-579)	138	130	8	35.1	36.1	24.7
Chronic Liver Disease And Cirrhosis (571)	36	35	1	9.2	9.7	3.1
Disease of The Genitourinary System (580-629)	71	64	7	18.1	17.8	21.6
Complications Of Pregnancy, Childbirth, And The Puerperium (630-676)	0	0	0	0.0	0.0	0.0
Diseases Of The Skin (680-709)	7	7	0	1.8	1.9	0.0
Diseases Of The Musculoskeletal System (710-739)	15	15	0	3.8	4.2	0.0
Congenital Anomalies (740-759)	22	18	4	5.6	5.0	12.4
Certain Conditions Originating In The Perinatal Period (760-779)	32	23	9	8.1	6.4	27.8
Disorders Relating To Short Gestation (765)	3	1	2	0.8	0.3	6.2
Symptoms, Signs, and Ill Defined Conditions (780-799)	33	29	4	8.4	8.0	12.4
SIDS (798)	13	11	2	3.3	3.1	6.2
Injury And Poisoning (E800-E999)	308	265	43	78.4	73.5	133.0
Motor Vehicle Accidents (E810-E825)	132	115	17	33.6	31.9	52.6
All Other Accidents (E800-E807, E826-E949)	99	86	13	25.2	23.9	40.2
Suicides (E950-E959)	46	43	3	11.7	11.9	9.3
Homicides (E960-E969)	24	16	8	6.1	4.4	24.7

SELECTED VITAL STATISTICS BY RACE, BY DHR HEALTH DISTRICT, 1988

ITEM	DALTON (1-2)					
	NUMBER			RATE		
	Total	White	Black	Total	White	Black
TOTAL DEATHS	1663	1616	44	7.9	7.9	7.4
Lifestages						
INFANCY (<1)	34	33	1	8.9	8.9	11.8
NEONATAL	17	17	0	4.5	4.6	0.0
POST-NEONATAL	17	16	1	4.5	4.3	11.8
EARLY CHILDHOOD (1-4)	5	5	0	39.9	41.3	0.0
LATER CHILDHOOD (5-14)	17	17	0	45.7	47.1	0.0
ADOLESCENCE (15-19)	21	20	1	112.9	111.0	173.0
EARLY ADULTHOOD (20-29)	43	41	2	124.1	122.2	180.8
YOUNG ADULTHOOD (30-44)	101	97	3	222.1	218.9	261.1
MIDDLE ADULTHOOD (45-59)	225	214	10	769.9	750.7	1390.8
LATER ADULTHOOD (60-74)	475	462	13	2271.7	2266.7	2466.8
OLDER ADULTHOOD (>74)	742	727	14	9950.4	9989.0	7821.2
Cause of Death						
Infectious and Parasitic Diseases (001-139)	22	22	0	10.5	10.8	0.0
Neoplasms (140-239)	363	352	9	173.0	172.6	151.9
Malignant Neoplasms (140-208)	358	347	9	170.6	170.2	151.9
Stomach (151)	5	5	0	2.4	2.5	0.0
Colon (153)	25	25	0	11.9	12.3	0.0
Pancreas (157)	18	18	0	8.6	8.8	0.0
Trachea, Bronchus and Lung (162)	100	98	2	47.7	48.1	33.8
Breast (174-175)	24	23	0	11.4	11.3	0.0
Ovary (183)	10	9	0	4.8	4.4	0.0
Prostate (185)	22	21	1	10.5	10.3	16.9
Leukemia (204-208)	16	16	0	7.6	7.8	0.0
All Other Malignant Sites	138	132	6	65.8	64.7	101.3
Endocrine, Nutritional and Metabolic Diseases (240-279)	38	36	2	18.1	17.7	33.8
Diabetes Mellitus (250)	29	27	2	13.8	13.2	33.8
Diseases of Blood and Blood-Forming Organs (280-289)	5	4	1	2.4	2.0	16.9
Mental Disorders (290-319)	25	23	2	11.9	11.3	33.8
Diseases of the Nervous System and Sense Organs (320-389)	22	22	0	10.5	10.8	0.0
Diseases of the Circulatory System (390-459)	702	687	15	334.5	336.9	253.2
Hypertensive Diseases (401-405)	16	15	1	7.6	7.4	16.9
Ischaemic Heart Disease (410-414)	368	365	3	175.4	179.0	50.6
Acute Myocardial Infarction (410)	241	239	2	114.9	117.2	33.8
Other Forms of Heart Disease (420-429)	154	148	6	73.4	72.6	101.3
Cerebrovascular Disease (430-438)	136	132	4	64.8	64.7	67.5
Diseases of The Arteries And Capillaries (440-448)	18	17	1	8.6	8.3	16.9

SELECTED VITAL STATISTICS BY RACE, BY DHR HEALTH DISTRICT, 1988

ITEM	DALTON (1-2)					
	NUMBER			RATE		
	Total	White	Black	Total	White	Black
Cause of Death (Continued)						
Diseases of The Respiratory System (460-519)	175	171	3	83.4	83.9	50.6
Influenza and Pneumonia (480-487)	75	73	1	35.7	35.8	16.9
Chronic Obstructive Pulmonary Disease (490-496)	65	65	0	31.0	31.9	0.0
Diseases of The Digestive System (520-579)	56	54	2	26.7	26.5	33.8
Chronic Liver Disease And Cirrhosis (571)	17	17	0	8.1	8.3	0.0
Disease of The Genitourinary System (580-629)	34	30	4	16.2	14.7	67.5
Complications Of Pregnancy, Childbirth, And The Puerperium (630-676)	0	0	0	0.0	0.0	0.0
Diseases Of The Skin (680-709)	2	2	0	1.0	1.0	0.0
Diseases Of The Musculoskeletal System (710-739)	10	9	1	4.8	4.4	16.9
Congenital Anomalies (740-759)	13	13	0	6.2	6.4	0.0
Certain Conditions Originating In The Perinatal Period (760-779)	10	10	0	4.8	4.9	0.0
Disorders Relating To Short Gestation (765)	2	2	0	1.0	1.0	0.0
Symptoms, Signs, and Ill Defined Conditions (780-799)	16	15	1	7.6	7.4	16.9
SIDS (798)	8	7	1	3.8	3.4	16.9
Injury And Poisoning (E800-E999)	170	166	4	81.0	81.4	67.5
Motor Vehicle Accidents (E810-E825)	82	82	0	39.1	40.2	0.0
All Other Accidents (E800-E807, E826-E949)	47	45	2	22.4	22.1	33.8
Suicides (E950-E959)	29	29	0	13.8	14.2	0.0
Homicides (E960-E969)	10	8	2	4.8	3.9	33.8

SELECTED VITAL STATISTICS BY RACE, BY DHR HEALTH DISTRICT, 1988

ITEM	GAINESVILLE (2)					
	NUMBER			RATE		
	Total	White	Black	Total	White	Black
TOTAL DEATHS	2499	2344	149	8.9	9.1	7.1
Lifestages						
INFANCY (<1)	35	31	4	8.2	7.9	11.8
NEONATAL	21	19	2	4.9	4.8	5.9
POST-NEONATAL	14	12	2	3.3	3.1	5.9
EARLY CHILDHOOD (1-4)	10	7	3	66.4	51.7	193.5
LATER CHILDHOOD (5-14)	14	12	1	31.2	29.6	23.1
ADOLESCENCE (15-19)	31	30	1	117.9	127.4	36.5
EARLY ADULTHOOD (20-29)	70	55	13	158.2	136.1	338.0
YOUNG ADULTHOOD (30-44)	112	98	13	205.6	192.4	368.1
MIDDLE ADULTHOOD (45-59)	339	308	31	812.6	779.2	1416.8
LATER ADULTHOOD (60-74)	752	707	45	2105.4	2088.5	2412.9
OLDER ADULTHOOD (>74)	1136	1096	38	8704.3	8796.1	6429.8
Cause of Death						
Infectious and Parasitic Diseases (001-139)	28	27	1	10.0	10.4	4.8
Neoplasms (140-239)	557	524	31	199.1	202.5	147.7
Malignant Neoplasms (140-208)	544	511	31	194.4	197.4	147.7
Stomach (151)	8	8	0	2.9	3.1	0.0
Colon (153)	53	52	1	18.9	20.1	4.8
Pancreas (157)	28	27	1	10.0	10.4	4.8
Trachea, Bronchus and Lung (162)	153	146	7	54.7	56.4	33.4
Breast (174-175)	55	52	2	19.7	20.1	9.5
Ovary (183)	15	15	0	5.4	5.8	0.0
Prostate (185)	39	36	3	13.9	13.9	14.3
Leukemia (204-208)	30	27	2	10.7	10.4	9.5
All Other Malignant Sites	163	148	15	58.3	57.2	71.5
Endocrine, Nutritional and Metabolic Diseases (240-279)	61	54	6	21.8	20.9	28.6
Diabetes Mellitus (250)	53	47	5	18.9	18.2	23.8
Diseases of Blood and Blood-Forming Organs (280-289)	6	5	1	2.1	1.9	4.8
Mental Disorders (290-319)	19	16	3	6.8	6.2	14.3
Diseases of the Nervous System and Sense Organs (320-389)	53	51	2	18.9	19.7	9.5
Diseases of the Circulatory System (390-459)	1144	1076	67	408.9	415.7	319.3
Hypertensive Diseases (401-405)	24	22	2	8.6	8.5	9.5
Ischaemic Heart Disease (410-414)	618	582	35	220.9	224.9	166.8
Acute Myocardial Infarction (410)	418	390	27	149.4	150.7	128.7
Other Forms of Heart Disease (420-429)	274	257	17	97.9	99.3	81.0
Cerebrovascular Disease (430-438)	177	166	11	63.3	64.1	52.4
Diseases of The Arteries And Capillaries (440-448)	34	32	2	12.2	12.4	9.5

SELECTED VITAL STATISTICS BY RACE, BY DHR HEALTH DISTRICT, 1988

ITEM	GAINESVILLE (2)					
	NUMBER			RATE		
	Total	White	Black	Total	White	Black
Cause of Death (Continued)						
Diseases of The Respiratory System (460-519)	210	206	4	75.1	79.6	19.1
Influenza and Pneumonia (480-487)	86	84	2	30.7	32.5	9.5
Chronic Obstructive Pulmonary Disease (490-496)	88	87	1	31.5	33.6	4.8
Diseases of The Digestive System (520-579)	88	80	8	31.5	30.9	38.1
Chronic Liver Disease And Cirrhosis (571)	35	30	5	12.5	11.6	23.8
Disease of The Genitourinary System (580-629)	36	34	2	12.9	13.1	9.5
Complications Of Pregnancy, Childbirth, And The Puerperium (630-676)	0	0	0	0.0	0.0	0.0
Diseases Of The Skin (680-709)	3	2	1	1.1	0.8	4.8
Diseases Of The Musculoskeletal System (710-739)	2	2	0	0.7	0.8	0.0
Congenital Anomalies (740-759)	13	11	2	4.6	4.3	9.5
Certain Conditions Originating In The Perinatal Period (760-779)	16	15	1	5.7	5.8	4.8
Disorders Relating To Short Gestation (765)	2	1	1	0.7	0.4	4.8
Symptoms, Signs, and Ill Defined Conditions (780-799)	19	18	1	6.8	7.0	4.8
SIDS (798)	6	6	0	2.1	2.3	0.0
Injury And Poisoning (E800-E999)	244	223	19	87.2	86.2	90.5
Motor Vehicle Accidents (E810-E825)	101	95	6	36.1	36.7	28.6
All Other Accidents (E800-E807, E826-E949)	78	66	11	27.9	25.5	52.4
Suicides (E950-E959)	44	43	0	15.7	16.6	0.0
Homicides (E960-E969)	15	13	2	5.4	5.0	9.5

SELECTED VITAL STATISTICS BY RACE, BY DHR HEALTH DISTRICT, 1988

ITEM	COBB-DOUGLAS (3-1)					
	NUMBER			RATE		
	Total	White	Black	Total	White	Black
TOTAL DEATHS	2521	2329	179	5.3	5.2	6.9
Lifestages						
INFANCY (<1)	65	48	17	7.8	6.7	16.2
NEONATAL	44	30	14	5.3	4.2	13.3
POST-NEONATAL	21	18	3	2.5	2.5	2.9
EARLY CHILDHOOD (1-4)	14	12	2	53.8	48.5	138.5
LATER CHILDHOOD (5-14)	15	11	4	18.6	14.6	80.2
ADOLESCENCE (15-19)	34	34	0	82.2	87.1	0.0
EARLY ADULTHOOD (20-29)	82	74	8	91.3	88.3	133.5
YOUNG ADULTHOOD (30-44)	209	180	28	174.8	157.8	508.4
MIDDLE ADULTHOOD (45-59)	369	340	26	556.1	532.6	1033.4
LATER ADULTHOOD (60-74)	834	772	53	2475.2	2400.1	3466.3
OLDER ADULTHOOD (>74)	899	858	41	9041.5	9156.9	7155.3
Cause of Death						
Infectious and Parasitic Diseases (001-139)	49	43	5	10.3	9.6	19.3
Neoplasms (140-239)	642	602	36	135.0	133.9	138.9
Malignant Neoplasms (140-208)	623	583	36	131.0	129.7	138.9
Stomach (151)	13	11	2	2.7	2.4	7.7
Colon (153)	49	46	3	10.3	10.2	11.6
Pancreas (157)	18	18	0	3.8	4.0	0.0
Trachea, Bronchus and Lung (162)	197	183	12	41.4	40.7	46.3
Breast (174-175)	58	54	4	12.2	12.0	15.4
Ovary (183)	22	21	1	4.6	4.7	3.9
Prostate (185)	26	24	2	5.5	5.3	7.7
Leukemia (204-208)	24	23	1	5.0	5.1	3.9
All Other Malignant Sites	216	203	11	45.4	45.1	42.5
Endocrine, Nutritional and Metabolic Diseases (240-279)	59	55	3	12.4	12.2	11.6
Diabetes Mellitus (250)	40	38	1	8.4	8.5	3.9
Diseases of Blood and Blood-Forming Organs (280-289)	13	10	3	2.7	2.2	11.6
Mental Disorders (290-319)	26	24	2	5.5	5.3	7.7
Diseases of the Nervous System and Sense Organs (320-389)	48	47	1	10.1	10.5	3.9
Diseases of the Circulatory System (390-459)	997	935	57	209.7	208.0	220.0
Hypertensive Diseases (401-405)	42	34	8	8.8	7.6	30.9
Ischaemic Heart Disease (410-414)	494	463	28	103.9	103.0	108.1
Acute Myocardial Infarction (410)	271	249	20	57.0	55.4	77.2
Other Forms of Heart Disease (420-429)	215	200	14	45.2	44.5	54.0
Cerebrovascular Disease (430-438)	179	173	5	37.6	38.5	19.3
Diseases of The Arteries And Capillaries (440-448)	47	45	2	9.9	10.0	7.7

SELECTED VITAL STATISTICS BY RACE, BY DHR HEALTH DISTRICT, 1988

ITEM	COBB-DOUGLAS (3-1)					
	NUMBER			RATE		
	Total	White	Black	Total	White	Black
Cause of Death (Continued)						
Diseases of The Respiratory System (460-519)	171	161	9	36.0	35.8	34.7
Influenza and Pneumonia (480-487)	58	56	1	12.2	12.5	3.9
Chronic Obstructive Pulmonary Disease (490-496)	90	83	7	18.9	18.5	27.0
Diseases of The Digestive System (520-579)	104	95	9	21.9	21.1	34.7
Chronic Liver Disease And Cirrhosis (571)	36	33	3	7.6	7.3	11.6
Disease of The Genitourinary System (580-629)	36	33	3	7.6	7.3	11.6
Complications Of Pregnancy, Childbirth, And The Puerperium (630-676)	0	0	0	0.0	0.0	0.0
Diseases Of The Skin (680-709)	4	4	0	0.8	0.9	0.0
Diseases Of The Musculoskeletal System (710-739)	5	5	0	1.1	1.1	0.0
Congenital Anomalies (740-759)	17	15	2	3.6	3.3	7.7
Certain Conditions Originating In The Perinatal Period (760-779)	36	22	14	7.6	4.9	54.0
Disorders Relating To Short Gestation (765)	13	8	5	2.7	1.8	19.3
Symptoms, Signs, and Ill Defined Conditions (780-799)	18	16	2	3.8	3.6	7.7
SIDS (798)	8	7	1	1.7	1.6	3.9
Injury And Poisoning (E800-E999)	296	262	33	62.2	58.3	127.4
Motor Vehicle Accidents (E810-E825)	109	100	8	22.9	22.2	30.9
All Other Accidents (E800-E807, E826-E949)	68	56	12	14.3	12.5	46.3
Suicides (E950-E959)	82	79	3	17.2	17.6	11.6
Homicides (E960-E969)	31	21	10	6.5	4.7	38.6

SELECTED VITAL STATISTICS BY RACE, BY DHR HEALTH DISTRICT, 1988

ITEM	FULTON (3-2)					
	NUMBER			RATE		
	Total	White	Black	Total	White	Black
TOTAL DEATHS	6133	3037	3079	9.2	9.7	8.8
Lifestages						
INFANCY (<1)	171	31	139	14.7	8.0	18.3
NEONATAL	108	22	85	9.3	5.7	11.2
POST-NEONATAL	63	9	54	5.4	2.3	7.1
EARLY CHILDHOOD (1-4)	23	3	20	67.4	28.6	84.0
LATER CHILDHOOD (5-14)	30	14	16	29.7	39.7	24.3
ADOLESCENCE (15-19)	58	14	43	97.6	59.8	119.4
EARLY ADULTHOOD (20-29)	227	59	166	167.8	100.1	217.4
YOUNG ADULTHOOD (30-44)	603	203	398	436.1	294.3	574.3
MIDDLE ADULTHOOD (45-59)	867	325	539	928.5	589.0	1411.2
LATER ADULTHOOD (60-74)	1759	888	864	2670.9	2181.3	3435.7
OLDER ADULTHOOD (>74)	2395	1500	894	9637.8	8717.9	11695.4
Cause of Death						
Infectious and Parasitic Diseases (001-139)	310	144	166	46.7	45.9	47.5
Neoplasms (140-239)	1239	669	563	186.7	213.1	161.0
Malignant Neoplasms (140-208)	1220	654	559	183.8	208.3	159.8
Stomach (151)	24	10	13	3.6	3.2	3.7
Colon (153)	92	57	34	13.9	18.2	9.7
Pancreas (157)	62	30	32	9.3	9.6	9.1
Trachea, Bronchus and Lung (162)	330	203	127	49.7	64.7	36.3
Breast (174-175)	116	49	64	17.5	15.6	18.3
Ovary (183)	21	13	8	3.2	4.1	2.3
Prostate (185)	87	42	45	13.1	13.4	12.9
Leukemia (204-208)	50	27	23	7.5	8.6	6.6
All Other Malignant Sites	438	223	213	66.0	71.0	60.9
Endocrine, Nutritional and Metabolic Diseases (240-279)	159	73	85	24.0	23.2	24.3
Diabetes Mellitus (250)	109	48	60	16.4	15.3	17.2
Diseases of Blood and Blood-Forming Organs (280-289)	28	16	12	4.2	5.1	3.4
Mental Disorders (290-319)	165	75	90	24.9	23.9	25.7
Diseases of the Nervous System and Sense Organs (320-389)	104	59	45	15.7	18.8	12.9
Diseases of the Circulatory System (390-459)	2363	1279	1080	356.0	407.3	308.8
Hypertensive Diseases (401-405)	220	72	147	33.1	22.9	42.0
Ischaemic Heart Disease (410-414)	869	611	257	130.9	194.6	73.5
Acute Myocardial Infarction (410)	468	314	153	70.5	100.0	43.7
Other Forms of Heart Disease (420-429)	673	282	391	101.4	89.8	111.8
Cerebrovascular Disease (430-438)	453	224	227	68.2	71.3	64.9
Diseases of The Arteries And Capillaries (440-448)	94	67	27	14.2	21.3	7.7

SELECTED VITAL STATISTICS BY RACE, BY DHR HEALTH DISTRICT, 1988

ITEM	FULTON (3-2)					
	NUMBER			RATE		
	Total	White	Black	Total	White	Black
Cause of Death (Continued)						
Diseases of The Respiratory System (460-519)	463	241	222	69.8	76.8	63.5
Influenza and Pneumonia (480-487)	196	88	108	29.5	28.0	30.9
Chronic Obstructive Pulmonary Disease (490-496)	190	121	69	28.6	38.5	19.7
Diseases of The Digestive System (520-579)	213	110	103	32.1	35.0	29.4
Chronic Liver Disease And Cirrhosis (571)	70	33	37	10.5	10.5	10.6
Disease of The Genitourinary System (580-629)	187	62	125	28.2	19.7	35.7
Complications Of Pregnancy, Childbirth, And The Puerperium (630-676)	4	0	4	0.6	0.0	1.1
Diseases Of The Skin (680-709)	35	15	20	5.3	4.8	5.7
Diseases Of The Musculoskeletal System (710-739)	19	11	8	2.9	3.5	2.3
Congenital Anomalies (740-759)	49	16	33	7.4	5.1	9.4
Certain Conditions Originating In The Perinatal Period (760-779)	86	11	74	13.0	3.5	21.2
Disorders Relating To Short Gestation (765)	18	1	16	2.7	0.3	4.6
Symptoms, Signs, and Ill Defined Conditions (780-799)	98	31	67	14.8	9.9	19.2
SIDS (798)	19	3	16	2.9	1.0	4.6
Injury And Poisoning (E800-E999)	611	225	382	92.1	71.7	109.2
Motor Vehicle Accidents (E810-E825)	150	77	72	22.6	24.5	20.6
All Other Accidents (E800-E807, E826-E949)	175	72	102	26.4	22.9	29.2
Suicides (E950-E959)	71	44	26	10.7	14.0	7.4
Homicides (E960-E969)	204	27	176	30.7	8.6	50.3

SELECTED VITAL STATISTICS BY RACE, BY DHR HEALTH DISTRICT, 1988

ITEM	CLAYTON (3-3)					
	NUMBER			RATE		
	Total	White	Black	Total	White	Black
TOTAL DEATHS	999	884	111	5.5	5.3	7.4
Lifestages						
INFANCY (<1)	36	27	9	11.7	12.1	11.9
NEONATAL	26	19	7	8.4	8.5	9.3
POST-NEONATAL	10	8	2	3.2	3.6	2.6
EARLY CHILDHOOD (1-4)	8	6	2	68.5	55.1	228.3
LATER CHILDHOOD (5-14)	5	2	3	15.1	6.6	106.7
ADOLESCENCE (15-19)	9	7	2	52.0	43.4	172.1
EARLY ADULTHOOD (20-29)	45	39	6	127.1	124.7	144.4
YOUNG ADULTHOOD (30-44)	80	59	19	187.8	149.3	617.9
MIDDLE ADULTHOOD (45-59)	149	135	14	629.9	598.8	1262.4
LATER ADULTHOOD (60-74)	346	315	30	3141.7	3074.7	3906.2
OLDER ADULTHOOD (>74)	321	294	26	10388.3	10183.6	12807.9
Cause of Death						
Infectious and Parasitic Diseases (001-139)	16	12	4	8.8	7.2	26.8
Neoplasms (140-239)	237	219	18	131.0	131.9	120.7
Malignant Neoplasms (140-208)	236	218	18	130.5	131.3	120.7
Stomach (151)	1	0	1	0.6	0.0	6.7
Colon (153)	16	15	1	8.8	9.0	6.7
Pancreas (157)	4	4	0	2.2	2.4	0.0
Trachea, Bronchus and Lung (162)	85	81	4	47.0	48.8	26.8
Breast (174-175)	35	33	2	19.3	19.9	13.4
Ovary (183)	3	3	0	1.7	1.8	0.0
Prostate (185)	12	12	0	6.6	7.2	0.0
Leukemia (204-208)	7	6	1	3.9	3.6	6.7
All Other Malignant Sites	73	64	9	40.4	38.6	60.3
Endocrine, Nutritional and Metabolic Diseases (240-279)	20	18	2	11.1	10.8	13.4
Diabetes Mellitus (250)	14	14	0	7.7	8.4	0.0
Diseases of Blood and Blood-Forming Organs (280-289)	5	5	0	2.8	3.0	0.0
Mental Disorders (290-319)	14	13	1	7.7	7.8	6.7
Diseases of the Nervous System and Sense Organs (320-389)	21	18	3	11.6	10.8	20.1
Diseases of the Circulatory System (390-459)	410	369	40	226.6	222.3	268.2
Hypertensive Diseases (401-405)	15	11	3	8.3	6.6	20.1
Ischaemic Heart Disease (410-414)	225	213	12	124.4	128.3	80.5
Acute Myocardial Infarction (410)	137	131	6	75.7	78.9	40.2
Other Forms of Heart Disease (420-429)	95	78	17	52.5	47.0	114.0
Cerebrovascular Disease (430-438)	52	45	7	28.7	27.1	46.9
Diseases of The Arteries And Capillaries (440-448)	14	14	0	7.7	8.4	0.0

SELECTED VITAL STATISTICS BY RACE, BY DHR HEALTH DISTRICT, 1988

ITEM	CLAYTON (3-3)					
	NUMBER			RATE		
	Total	White	Black	Total	White	Black
Cause of Death (Continued)						
Diseases of The Respiratory System (460-519)	75	69	6	41.5	41.6	40.2
Influenza and Pneumonia (480-487)	26	22	4	14.4	13.3	26.8
Chronic Obstructive Pulmonary Disease (490-496)	32	31	1	17.7	18.7	6.7
Diseases of The Digestive System (520-579)	37	31	6	20.5	18.7	40.2
Chronic Liver Disease And Cirrhosis (571)	11	9	2	6.1	5.4	13.4
Disease of The Genitourinary System (580-629)	14	12	1	7.7	7.2	6.7
Complications Of Pregnancy, Childbirth, And The Puerperium (630-676)	0	0	0	0.0	0.0	0.0
Diseases Of The Skin (680-709)	1	0	1	0.6	0.0	6.7
Diseases Of The Musculoskeletal System (710-739)	1	1	0	0.6	0.6	0.0
Congenital Anomalies (740-759)	8	8	0	4.4	4.8	0.0
Certain Conditions Originating In The Perinatal Period (760-779)	22	16	6	12.2	9.6	40.2
Disorders Relating To Short Gestation (765)	6	4	2	3.3	2.4	13.4
Symptoms, Signs, and Ill Defined Conditions (780-799)	11	7	3	6.1	4.2	20.1
SIDS (798)	6	4	2	3.3	2.4	13.4
Injury And Poisoning (E800-E999)	107	86	20	59.1	51.8	134.1
Motor Vehicle Accidents (E810-E825)	33	27	6	18.2	16.3	40.2
All Other Accidents (E800-E807, E826-E949)	31	28	3	17.1	16.9	20.1
Suicides (E950-E959)	27	23	4	14.9	13.9	26.8
Homicides (E960-E969)	15	7	7	8.3	4.2	46.9

SELECTED VITAL STATISTICS BY RACE, BY DHR HEALTH DISTRICT, 1988

ITEM	LAWRENCEVILLE (3-4)					
	NUMBER			RATE		
	Total	White	Black	Total	White	Black
TOTAL DEATHS	1880	1672	195	5.4	5.1	8.2
Lifestages						
INFANCY (<1)	65	52	13	8.4	7.6	19.1
NEONATAL	46	37	9	6.0	5.4	13.2
POST-NEONATAL	19	15	4	2.5	2.2	5.9
EARLY CHILDHOOD (1-4)	9	7	2	42.9	35.5	139.3
LATER CHILDHOOD (5-14)	15	12	3	22.9	19.8	61.0
ADOLESCENCE (15-19)	31	27	4	103.7	99.6	144.0
EARLY ADULTHOOD (20-29)	72	60	12	119.0	106.9	273.4
YOUNG ADULTHOOD (30-44)	149	127	19	164.6	147.6	423.7
MIDDLE ADULTHOOD (45-59)	285	247	36	650.1	600.4	1334.8
LATER ADULTHOOD (60-74)	551	501	47	2302.4	2269.4	2532.3
OLDER ADULTHOOD (>74)	703	639	59	9525.7	9357.1	10707.8
Cause of Death						
Infectious and Parasitic Diseases (001-139)	41	34	6	11.7	10.4	25.2
Neoplasms (140-239)	412	371	35	117.6	113.6	147.1
Malignant Neoplasms (140-208)	405	365	34	115.6	111.8	142.9
Stomach (151)	6	5	0	1.7	1.5	0.0
Colon (153)	37	33	4	10.6	10.1	16.8
Pancreas (157)	13	12	1	3.7	3.7	4.2
Trachea, Bronchus and Lung (162)	129	120	8	36.8	36.8	33.6
Breast (174-175)	39	37	2	11.1	11.3	8.4
Ovary (183)	15	14	1	4.3	4.3	4.2
Prostate (185)	25	19	6	7.1	5.8	25.2
Leukemia (204-208)	10	9	0	2.9	2.8	0.0
All Other Malignant Sites	131	116	12	37.4	35.5	50.4
Endocrine, Nutritional and Metabolic Diseases (240-279)	52	42	10	14.8	12.9	42.0
Diabetes Mellitus (250)	37	30	7	10.6	9.2	29.4
Diseases of Blood and Blood-Forming Organs (280-289)	8	7	1	2.3	2.1	4.2
Mental Disorders (290-319)	20	14	5	5.7	4.3	21.0
Diseases of the Nervous System and Sense Organs (320-389)	31	31	0	8.8	9.5	0.0
Diseases of the Circulatory System (390-459)	709	644	63	202.4	197.2	264.8
Hypertensive Diseases (401-405)	24	21	3	6.9	6.4	12.6
Ischaemic Heart Disease (410-414)	329	305	24	93.9	93.4	100.9
Acute Myocardial Infarction (410)	220	206	14	62.8	63.1	58.8
Other Forms of Heart Disease (420-429)	189	169	19	54.0	51.8	79.9
Cerebrovascular Disease (430-438)	123	106	16	35.1	32.5	67.3
Diseases of The Arteries And Capillaries (440-448)	26	25	1	7.4	7.7	4.2

SELECTED VITAL STATISTICS BY RACE, BY DHR HEALTH DISTRICT, 1988

ITEM	LAWRENCEVILLE (3-4)					
	NUMBER			RATE		
	Total	White	Black	Total	White	Black
Cause of Death (Continued)						
Diseases of The Respiratory System (460-519)	166	151	15	47.4	46.2	63.0
Influenza and Pneumonia (480-487)	64	56	8	18.3	17.2	33.6
Chronic Obstructive Pulmonary Disease (490-496)	71	66	5	20.3	20.2	21.0
Diseases of The Digestive System (520-579)	77	68	9	22.0	20.8	37.8
Chronic Liver Disease And Cirrhosis (571)	25	22	3	7.1	6.7	12.6
Disease of The Genitourinary System (580-629)	29	27	2	8.3	8.3	8.4
Complications Of Pregnancy, Childbirth, And The Puerperium (630-676)	0	0	0	0.0	0.0	0.0
Diseases Of The Skin (680-709)	3	1	2	0.9	0.3	8.4
Diseases Of The Musculoskeletal System (710-739)	12	11	1	3.4	3.4	4.2
Congenital Anomalies (740-759)	24	21	3	6.9	6.4	12.6
Certain Conditions Originating In The Perinatal Period (760-779)	33	23	10	9.4	7.0	42.0
Disorders Relating To Short Gestation (765)	6	4	2	1.7	1.2	8.4
Symptoms, Signs, and Ill Defined Conditions (780-799)	36	31	5	10.3	9.5	21.0
SIDS (798)	10	9	1	2.9	2.8	4.2
Injury And Poisoning (E800-E999)	227	196	28	64.8	60.0	117.7
Motor Vehicle Accidents (E810-E825)	81	73	7	23.1	22.4	29.4
All Other Accidents (E800-E807, E826-E949)	54	46	6	15.4	14.1	25.2
Suicides (E950-E959)	65	59	6	18.6	18.1	25.2
Homicides (E960-E969)	18	11	7	5.1	3.4	29.4

SELECTED VITAL STATISTICS BY RACE, BY DHR HEALTH DISTRICT, 1988

ITEM	DEKALB (3-5)					
	NUMBER			RATE		
	Total	White	Black	Total	White	Black
TOTAL DEATHS	3535	2484	1029	6.4	6.3	6.5
Lifestages						
INFANCY (<1)	115	31	82	13.3	8.3	18.0
NEONATAL	88	22	64	10.2	5.9	14.0
POST-NEONATAL	27	9	18	3.1	2.4	3.9
EARLY CHILDHOOD (1-4)	11	6	5	41.4	37.5	45.8
LATER CHILDHOOD (5-14)	20	7	11	23.3	13.2	33.5
ADOLESCENCE (15-19)	40	23	16	77.1	64.7	97.8
EARLY ADULTHOOD (20-29)	164	72	90	148.7	93.7	269.2
YOUNG ADULTHOOD (30-44)	322	158	162	260.8	181.1	447.2
MIDDLE ADULTHOOD (45-59)	464	261	196	559.8	377.4	1428.7
LATER ADULTHOOD (60-74)	1009	760	248	2186.9	1968.2	3296.1
OLDER ADULTHOOD (>74)	1390	1166	219	8371.5	8094.4	9959.1
Cause of Death						
Infectious and Parasitic Diseases (001-139)	139	82	55	25.2	20.8	34.9
Neoplasms (140-239)	778	598	178	140.9	151.6	112.8
Malignant Neoplasms (140-208)	766	589	175	138.7	149.4	110.9
Stomach (151)	25	18	7	4.5	4.6	4.4
Colon (153)	68	57	11	12.3	14.5	7.0
Pancreas (157)	28	23	5	5.1	5.8	3.2
Trachea, Bronchus and Lung (162)	223	184	38	40.4	46.7	24.1
Breast (174-175)	84	64	20	15.2	16.2	12.7
Ovary (183)	25	21	3	4.5	5.3	1.9
Prostate (185)	45	32	13	8.2	8.1	8.2
Leukemia (204-208)	26	24	2	4.7	6.1	1.3
All Other Malignant Sites	242	166	76	43.8	42.1	48.2
Endocrine, Nutritional and Metabolic Diseases (240-279)	84	49	35	15.2	12.4	22.2
Diabetes Mellitus (250)	52	27	25	9.4	6.8	15.8
Diseases of Blood and Blood-Forming Organs (280-289)	17	14	3	3.1	3.6	1.9
Mental Disorders (290-319)	58	41	17	10.5	10.4	10.8
Diseases of the Nervous System and Sense Organs (320-389)	77	62	15	13.9	15.7	9.5
Diseases of the Circulatory System (390-459)	1425	1044	372	258.1	264.7	235.8
Hypertensive Diseases (401-405)	89	38	51	16.1	9.6	32.3
Ischaemic Heart Disease (410-414)	551	476	72	99.8	120.7	45.6
Acute Myocardial Infarction (410)	287	243	41	52.0	61.6	26.0
Other Forms of Heart Disease (420-429)	448	293	151	81.1	74.3	95.7
Cerebrovascular Disease (430-438)	252	178	72	45.6	45.1	45.6
Diseases of The Arteries And Capillaries (440-448)	49	42	7	8.9	10.7	4.4

SELECTED VITAL STATISTICS BY RACE, BY DHR HEALTH DISTRICT, 1988

ITEM	DEKALB (3-5)					
	NUMBER			RATE		
	Total	White	Black	Total	White	Black
Cause of Death (Continued)						
Diseases of The Respiratory System (460-519)	284	229	54	51.4	58.1	34.2
Influenza and Pneumonia (480-487)	98	82	15	17.7	20.8	9.5
Chronic Obstructive Pulmonary Disease (490-496)	134	110	24	24.3	27.9	15.2
Diseases of The Digestive System (520-579)	112	82	30	20.3	20.8	19.0
Chronic Liver Disease And Cirrhosis (571)	32	19	13	5.8	4.8	8.2
Disease of The Genitourinary System (580-629)	62	31	31	11.2	7.9	19.7
Complications Of Pregnancy, Childbirth, And The Puerperium (630-676)	1	0	1	0.2	0.0	0.6
Diseases Of The Skin (680-709)	13	10	3	2.4	2.5	1.9
Diseases Of The Musculoskeletal System (710-739)	14	12	2	2.5	3.0	1.3
Congenital Anomalies (740-759)	29	17	12	5.3	4.3	7.6
Certain Conditions Originating In The Perinatal Period (760-779)	63	12	49	11.4	3.0	31.1
Disorders Relating To Short Gestation (765)	15	2	12	2.7	0.5	7.6
Symptoms, Signs, and Ill Defined Conditions (780-799)	26	9	17	4.7	2.3	10.8
SIDS (798)	12	4	8	2.2	1.0	5.1
Injury And Poisoning (E800-E999)	353	192	155	63.9	48.7	98.3
Motor Vehicle Accidents (E810-E825)	104	66	35	18.8	16.7	22.2
All Other Accidents (E800-E807, E826-E949)	84	55	29	15.2	13.9	18.4
Suicides (E950-E959)	73	53	20	13.2	13.4	12.7
Homicides (E960-E969)	88	18	67	15.9	4.6	42.5

SELECTED VITAL STATISTICS BY RACE, BY DHR HEALTH DISTRICT, 1988

ITEM	LAGRANGE (4)					
	NUMBER			RATE		
	Total	White	Black	Total	White	Black
TOTAL DEATHS	3697	2829	866	9.1	9.3	8.8
Lifestages						
INFANCY (<1)	71	44	27	10.5	9.1	14.4
NEONATAL	48	29	19	7.1	6.0	10.2
POST-NEONATAL	23	15	8	3.4	3.1	4.3
EARLY CHILDHOOD (1-4)	13	12	1	54.9	73.1	13.7
LATER CHILDHOOD (5-14)	18	12	6	25.6	24.1	29.2
ADOLESCENCE (15-19)	42	33	8	111.3	126.4	68.8
EARLY ADULTHOOD (20-29)	88	57	30	139.0	124.2	172.1
YOUNG ADULTHOOD (30-44)	213	132	81	266.2	206.3	505.6
MIDDLE ADULTHOOD (45-59)	491	349	142	836.1	736.1	1254.7
LATER ADULTHOOD (60-74)	1200	922	278	2521.6	2425.9	2901.0
OLDER ADULTHOOD (>74)	1561	1268	293	9577.3	9709.8	9043.2
Cause of Death						
Infectious and Parasitic Diseases (001-139)	54	36	18	13.3	11.8	18.2
Neoplasms (140-239)	812	663	149	200.7	217.0	150.6
Malignant Neoplasms (140-208)	790	645	145	195.3	211.1	146.5
Stomach (151)	14	7	7	3.5	2.3	7.1
Colon (153)	70	54	16	17.3	17.7	16.2
Pancreas (157)	45	38	7	11.1	12.4	7.1
Trachea, Bronchus and Lung (162)	222	190	32	54.9	62.2	32.3
Breast (174-175)	73	60	13	18.0	19.6	13.1
Ovary (183)	10	9	1	2.5	2.9	1.0
Prostate (185)	46	31	15	11.4	10.1	15.2
Leukemia (204-208)	23	21	2	5.7	6.9	2.0
All Other Malignant Sites	287	235	52	70.9	76.9	52.6
Endocrine, Nutritional and Metabolic Diseases (240-279)	100	65	35	24.7	21.3	35.4
Diabetes Mellitus (250)	65	37	28	16.1	12.1	28.3
Diseases of Blood and Blood-Forming Organs (280-289)	17	13	4	4.2	4.3	4.0
Mental Disorders (290-319)	38	28	10	9.4	9.2	10.1
Diseases of the Nervous System and Sense Organs (320-389)	65	58	7	16.1	19.0	7.1
Diseases of the Circulatory System (390-459)	1646	1256	390	406.9	411.0	394.1
Hypertensive Diseases (401-405)	46	31	15	11.4	10.1	15.2
Ischaemic Heart Disease (410-414)	797	633	164	197.0	207.1	165.7
Acute Myocardial Infarction (410)	467	372	95	115.4	121.7	96.0
Other Forms of Heart Disease (420-429)	370	278	92	91.5	91.0	93.0
Cerebrovascular Disease (430-438)	324	233	91	80.1	76.2	92.0
Diseases of The Arteries And Capillaries (440-448)	69	58	11	17.1	19.0	11.1

SELECTED VITAL STATISTICS BY RACE, BY DHR HEALTH DISTRICT, 1988

ITEM	LAGRANGE (4)					
	NUMBER			RATE		
	Total	White	Black	Total	White	Black
Cause of Death (Continued)						
Diseases of The Respiratory System (460-519)	308	249	59	76.1	81.5	59.6
Influenza and Pneumonia (480-487)	130	103	27	32.1	33.7	27.3
Chronic Obstructive Pulmonary Disease (490-496)	127	109	18	31.4	35.7	18.2
Diseases of The Digestive System (520-579)	123	95	28	30.4	31.1	28.3
Chronic Liver Disease And Cirrhosis (571)	38	27	11	9.4	8.8	11.1
Disease of The Genitourinary System (580-629)	79	49	30	19.5	16.0	30.3
Complications Of Pregnancy, Childbirth, And The Puerperium (630-676)	0	0	0	0.0	0.0	0.0
Diseases Of The Skin (680-709)	11	7	4	2.7	2.3	4.0
Diseases Of The Musculoskeletal System (710-739)	14	8	6	3.5	2.6	6.1
Congenital Anomalies (740-759)	17	11	6	4.2	3.6	6.1
Certain Conditions Originating In The Perinatal Period (760-779)	36	20	16	8.9	6.5	16.2
Disorders Relating To Short Gestation (765)	5	3	2	1.2	1.0	2.0
Symptoms, Signs, and Ill Defined Conditions (780-799)	39	29	10	9.6	9.5	10.1
SIDS (798)	12	8	4	3.0	2.6	4.0
Injury And Poisoning (E800-E999)	338	242	94	83.5	79.2	95.0
Motor Vehicle Accidents (E810-E825)	131	100	29	32.4	32.7	29.3
All Other Accidents (E800-E807, E826-E949)	93	68	25	23.0	22.3	25.3
Suicides (E950-E959)	54	47	7	13.3	15.4	7.1
Homicides (E960-E969)	56	23	33	13.8	7.5	33.4

SELECTED VITAL STATISTICS BY RACE, BY DHR HEALTH DISTRICT, 1988

ITEM	DUBLIN (5-1)					
	NUMBER			RATE		
	Total	White	Black	Total	White	Black
TOTAL DEATHS	1340	974	366	10.5	11.0	9.3
Lifestages						
INFANCY (<1)	30	18	12	17.3	18.7	15.6
NEONATAL	18	12	6	10.4	12.5	7.8
POST-NEONATAL	12	6	6	6.9	6.2	7.8
EARLY CHILDHOOD (1-4)	6	3	3	72.6	60.6	90.6
LATER CHILDHOOD (5-14)	7	5	2	32.5	38.0	23.9
ADOLESCENCE (15-19)	9	6	3	72.8	78.3	63.8
EARLY ADULTHOOD (20-29)	32	16	16	168.3	126.1	252.9
YOUNG ADULTHOOD (30-44)	75	41	34	342.4	250.7	612.7
MIDDLE ADULTHOOD (45-59)	145	101	44	784.4	709.1	1037.0
LATER ADULTHOOD (60-74)	407	281	126	2291.2	2101.2	2869.5
OLDER ADULTHOOD (>74)	629	503	126	9573.8	10360.4	7346.9
Cause of Death						
Infectious and Parasitic Diseases (001-139)	21	15	6	16.5	17.0	15.2
Neoplasms (140-239)	271	214	57	212.3	242.5	144.7
Malignant Neoplasms (140-208)	266	211	55	208.4	239.1	139.6
Stomach (151)	6	3	3	4.7	3.4	7.6
Colon (153)	23	17	6	18.0	19.3	15.2
Pancreas (157)	8	7	1	6.3	7.9	2.5
Trachea, Bronchus and Lung (162)	78	72	6	61.1	81.6	15.2
Breast (174-175)	27	18	9	21.2	20.4	22.9
Ovary (183)	3	3	0	2.4	3.4	0.0
Prostate (185)	17	8	9	13.3	9.1	22.9
Leukemia (204-208)	10	8	2	7.8	9.1	5.1
All Other Malignant Sites	94	75	19	73.6	85.0	48.2
Endocrine, Nutritional and Metabolic Diseases (240-279)	25	17	8	19.6	19.3	20.3
Diabetes Mellitus (250)	14	8	6	11.0	9.1	15.2
Diseases of Blood and Blood-Forming Organs (280-289)	12	8	4	9.4	9.1	10.2
Mental Disorders (290-319)	13	10	3	10.2	11.3	7.6
Diseases of the Nervous System and Sense Organs (320-389)	19	16	3	14.9	18.1	7.6
Diseases of the Circulatory System (390-459)	617	446	171	483.4	505.3	434.2
Hypertensive Diseases (401-405)	19	15	4	14.9	17.0	10.2
Ischaemic Heart Disease (410-414)	287	225	62	224.8	254.9	157.4
Acute Myocardial Infarction (410)	208	157	51	163.0	177.9	129.5
Other Forms of Heart Disease (420-429)	174	117	57	136.3	132.6	144.7
Cerebrovascular Disease (430-438)	102	68	34	79.9	77.0	86.3
Diseases of The Arteries And Capillaries (440-448)	15	7	8	11.8	7.9	20.3

SELECTED VITAL STATISTICS BY RACE, BY DHR HEALTH DISTRICT, 1988

ITEM	DUBLIN (5-1)					
	NUMBER			RATE		
	Total	White	Black	Total	White	Black
Cause of Death (Continued)						
Diseases of The Respiratory System (460-519)	123	95	28	96.4	107.6	71.1
Influenza and Pneumonia (480-487)	56	34	22	43.9	38.5	55.9
Chronic Obstructive Pulmonary Disease (490-496)	49	46	3	38.4	52.1	7.6
Diseases of The Digestive System (520-579)	63	44	19	49.4	49.9	48.2
Chronic Liver Disease And Cirrhosis (571)	10	6	4	7.8	6.8	10.2
Disease of The Genitourinary System (580-629)	24	13	11	18.8	14.7	27.9
Complications Of Pregnancy, Childbirth, And The Puerperium (630-676)	0	0	0	0.0	0.0	0.0
Diseases Of The Skin (680-709)	3	1	2	2.4	1.1	5.1
Diseases Of The Musculoskeletal System (710-739)	2	1	1	1.6	1.1	2.5
Congenital Anomalies (740-759)	5	4	1	3.9	4.5	2.5
Certain Conditions Originating In The Perinatal Period (760-779)	14	7	7	11.0	7.9	17.8
Disorders Relating To Short Gestation (765)	3	1	2	2.4	1.1	5.1
Symptoms, Signs, and Ill Defined Conditions (780-799)	17	11	6	13.3	12.5	15.2
SIDS (798)	5	3	2	3.9	3.4	5.1
Injury And Poisoning (E800-E999)	111	72	39	87.0	81.6	99.0
Motor Vehicle Accidents (E810-E825)	42	27	15	32.9	30.6	38.1
All Other Accidents (E800-E807, E826-E949)	34	20	14	26.6	22.7	35.5
Suicides (E950-E959)	23	20	3	18.0	22.7	7.6
Homicides (E960-E969)	11	4	7	8.6	4.5	17.8

SELECTED VITAL STATISTICS BY RACE, BY DHR HEALTH DISTRICT, 1988

ITEM	MACON (5-2)					
	NUMBER			RATE		
	Total	White	Black	Total	White	Black
TOTAL DEATHS	3728	2291	1431	8.6	8.5	8.8
Lifestages						
INFANCY (<1)	108	36	72	16.7	10.3	24.4
NEONATAL	76	24	52	11.7	6.9	17.6
POST-NEONATAL	32	12	20	4.9	3.4	6.8
EARLY CHILDHOOD (1-4)	10	5	5	37.4	34.8	40.3
LATER CHILDHOOD (5-14)	18	4	14	24.7	9.9	42.8
ADOLESCENCE (15-19)	36	18	18	81.9	73.8	92.0
EARLY ADULTHOOD (20-29)	101	48	52	133.3	104.0	175.6
YOUNG ADULTHOOD (30-44)	210	92	117	258.6	168.7	439.0
MIDDLE ADULTHOOD (45-59)	502	275	226	781.2	605.8	1198.2
LATER ADULTHOOD (60-74)	1233	780	452	2652.4	2470.0	3031.9
OLDER ADULTHOOD (>74)	1510	1033	475	9306.6	9526.0	8827.4
Cause of Death						
Infectious and Parasitic Diseases (001-139)	76	42	34	17.5	15.5	20.9
Neoplasms (140-239)	752	480	270	173.3	177.1	165.6
Malignant Neoplasms (140-208)	741	473	266	170.7	174.5	163.2
Stomach (151)	24	10	14	5.5	3.7	8.6
Colon (153)	67	46	21	15.4	17.0	12.9
Pancreas (157)	36	21	15	8.3	7.7	9.2
Trachea, Bronchus and Lung (162)	196	147	49	45.2	54.2	30.1
Breast (174-175)	67	45	22	15.4	16.6	13.5
Ovary (183)	14	9	5	3.2	3.3	3.1
Prostate (185)	54	24	30	12.4	8.9	18.4
Leukemia (204-208)	20	12	8	4.6	4.4	4.9
All Other Malignant Sites	263	159	102	60.6	58.7	62.6
Endocrine, Nutritional and Metabolic Diseases (240-279)	111	52	59	25.6	19.2	36.2
Diabetes Mellitus (250)	73	36	37	16.8	13.3	22.7
Diseases of Blood and Blood-Forming Organs (280-289)	19	9	10	4.4	3.3	6.1
Mental Disorders (290-319)	27	14	13	6.2	5.2	8.0
Diseases of the Nervous System and Sense Organs (320-389)	52	32	20	12.0	11.8	12.3
Diseases of the Circulatory System (390-459)	1666	1045	619	383.9	385.6	379.7
Hypertensive Diseases (401-405)	62	27	35	14.3	10.0	21.5
Ischaemic Heart Disease (410-414)	799	558	240	184.1	205.9	147.2
Acute Myocardial Infarction (410)	532	358	173	122.6	132.1	106.1
Other Forms of Heart Disease (420-429)	387	205	181	89.2	75.6	111.0
Cerebrovascular Disease (430-438)	291	170	121	67.0	62.7	74.2
Diseases of The Arteries And Capillaries (440-448)	96	67	29	22.1	24.7	17.8

SELECTED VITAL STATISTICS BY RACE, BY DHR HEALTH DISTRICT, 1988

ITEM	MACON (5-2)					
	NUMBER			RATE		
	Total	White	Black	Total	White	Black
Cause of Death (Continued)						
Diseases of The Respiratory System (460-519)	288	211	76	66.4	77.9	46.6
Influenza and Pneumonia (480-487)	94	62	32	21.7	22.9	19.6
Chronic Obstructive Pulmonary Disease (490-496)	137	110	26	31.6	40.6	15.9
Diseases of The Digestive System (520-579)	170	99	71	39.2	36.5	43.6
Chronic Liver Disease And Cirrhosis (571)	66	41	25	15.2	15.1	15.3
Disease of The Genitourinary System (580-629)	95	50	45	21.9	18.4	27.6
Complications Of Pregnancy, Childbirth, And The Puerperium (630-676)	1	0	1	0.2	0.0	0.6
Diseases Of The Skin (680-709)	11	6	5	2.5	2.2	3.1
Diseases Of The Musculoskeletal System (710-739)	15	9	6	3.5	3.3	3.7
Congenital Anomalies (740-759)	21	16	5	4.8	5.9	3.1
Certain Conditions Originating In The Perinatal Period (760-779)	69	17	52	15.9	6.3	31.9
Disorders Relating To Short Gestation (765)	16	3	13	3.7	1.1	8.0
Symptoms, Signs, and Ill Defined Conditions (780-799)	29	19	10	6.7	7.0	6.1
SIDS (798)	9	6	3	2.1	2.2	1.8
Injury And Poisoning (E800-E999)	326	190	135	75.1	70.1	82.8
Motor Vehicle Accidents (E810-E825)	121	79	42	27.9	29.2	25.8
All Other Accidents (E800-E807, E826-E949)	95	51	43	21.9	18.8	26.4
Suicides (E950-E959)	58	43	15	13.4	15.9	9.2
Homicides (E960-E969)	47	15	32	10.8	5.5	19.6

SELECTED VITAL STATISTICS BY RACE, BY DHR HEALTH DISTRICT, 1988

ITEM	AUGUSTA (6)					
	NUMBER			RATE		
	Total	White	Black	Total	White	Black
TOTAL DEATHS	3486	2126	1349	8.9	8.8	9.0
Lifestages						
INFANCY (<1)	89	32	56	13.1	8.9	18.1
NEONATAL	62	20	41	9.1	5.5	13.2
POST-NEONATAL	27	12	15	4.0	3.3	4.8
EARLY CHILDHOOD (1-4)	15	3	12	60.4	22.2	104.8
LATER CHILDHOOD (5-14)	17	6	11	26.3	16.7	38.3
ADOLESCENCE (15-19)	33	22	11	80.4	96.8	60.1
EARLY ADULTHOOD (20-29)	119	60	59	161.7	137.0	197.9
YOUNG ADULTHOOD (30-44)	233	105	128	328.6	224.2	531.7
MIDDLE ADULTHOOD (45-59)	471	281	185	865.2	733.9	1145.5
LATER ADULTHOOD (60-74)	1112	687	420	2666.9	2478.3	3005.4
OLDER ADULTHOOD (>74)	1397	930	467	9583.6	9692.5	9373.7
Cause of Death						
Infectious and Parasitic Diseases (001-139)	99	44	55	25.2	18.2	36.5
Neoplasms (140-239)	753	470	280	191.9	194.3	186.0
Malignant Neoplasms (140-208)	739	461	275	188.3	190.6	182.7
Stomach (151)	24	10	14	6.1	4.1	9.3
Colon (153)	58	37	19	14.8	15.3	12.6
Pancreas (157)	41	27	14	10.4	11.2	9.3
Trachea, Bronchus and Lung (162)	207	140	67	52.7	57.9	44.5
Breast (174-175)	50	23	27	12.7	9.5	17.9
Ovary (183)	17	15	2	4.3	6.2	1.3
Prostate (185)	55	16	39	14.0	6.6	25.9
Leukemia (204-208)	31	20	11	7.9	8.3	7.3
All Other Malignant Sites	256	173	82	65.2	71.5	54.5
Endocrine, Nutritional and Metabolic Diseases (240-279)	103	50	53	26.2	20.7	35.2
Diabetes Mellitus (250)	53	23	30	13.5	9.5	19.9
Diseases of Blood and Blood-Forming Organs (280-289)	14	6	8	3.6	2.5	5.3
Mental Disorders (290-319)	59	45	14	15.0	18.6	9.3
Diseases of the Nervous System and Sense Organs (320-389)	47	30	17	12.0	12.4	11.3
Diseases of the Circulatory System (390-459)	1450	916	529	369.5	378.7	351.4
Hypertensive Diseases (401-405)	60	24	36	15.3	9.9	23.9
Ischaemic Heart Disease (410-414)	700	477	221	178.4	197.2	146.8
Acute Myocardial Infarction (410)	412	285	127	105.0	117.8	84.4
Other Forms of Heart Disease (420-429)	351	204	146	89.4	84.3	97.0
Cerebrovascular Disease (430-438)	267	158	107	68.0	65.3	71.1
Diseases of The Arteries And Capillaries (440-448)	45	34	11	11.5	14.1	7.3

SELECTED VITAL STATISTICS BY RACE, BY DHR HEALTH DISTRICT, 1988

ITEM	AUGUSTA (6)					
	NUMBER			RATE		
	Total	White	Black	Total	White	Black
Cause of Death (Continued)						
Diseases of The Respiratory System (460-519)	275	178	95	70.1	73.6	63.1
Influenza and Pneumonia (480-487)	118	81	36	30.1	33.5	23.9
Chronic Obstructive Pulmonary Disease (490-496)	98	67	30	25.0	27.7	19.9
Diseases of The Digestive System (520-579)	114	84	30	29.0	34.7	19.9
Chronic Liver Disease And Cirrhosis (571)	29	25	4	7.4	10.3	2.7
Disease of The Genitourinary System (580-629)	84	38	46	21.4	15.7	30.6
Complications Of Pregnancy, Childbirth, And The Puerperium (630-676)	0	0	0	0.0	0.0	0.0
Diseases Of The Skin (680-709)	14	7	7	3.6	2.9	4.6
Diseases Of The Musculoskeletal System (710-739)	15	9	6	3.8	3.7	4.0
Congenital Anomalies (740-759)	22	12	9	5.6	5.0	6.0
Certain Conditions Originating In The Perinatal Period (760-779)	51	16	35	13.0	6.6	23.2
Disorders Relating To Short Gestation (765)	10	2	8	2.5	0.8	5.3
Symptoms, Signs, and Ill Defined Conditions (780-799)	59	37	22	15.0	15.3	14.6
SIDS (798)	9	4	5	2.3	1.7	3.3
Injury And Poisoning (E800-E999)	327	184	143	83.3	76.1	95.0
Motor Vehicle Accidents (E810-E825)	120	79	41	30.6	32.7	27.2
All Other Accidents (E800-E807, E826-E949)	96	43	53	24.5	17.8	35.2
Suicides (E950-E959)	47	39	8	12.0	16.1	5.3
Homicides (E960-E969)	59	20	39	15.0	8.3	25.9

SELECTED VITAL STATISTICS BY RACE, BY DHR HEALTH DISTRICT, 1988

ITEM	COLUMBUS (7)					
	NUMBER			RATE		
	Total	White	Black	Total	White	Black
TOTAL DEATHS	3171	1824	1333	8.5	8.3	8.8
Lifestages						
INFANCY (<1)	79	27	52	13.5	9.2	18.3
NEONATAL	54	14	40	9.2	4.8	14.1
POST-NEONATAL	25	13	12	4.3	4.4	4.2
EARLY CHILDHOOD (1-4)	18	8	10	74.9	65.5	84.0
LATER CHILDHOOD (5-14)	14	3	10	22.8	9.4	33.9
ADOLESCENCE (15-19)	23	11	12	55.9	48.2	65.6
EARLY ADULTHOOD (20-29)	81	40	41	113.4	98.1	133.6
YOUNG ADULTHOOD (30-44)	190	84	105	296.9	207.4	447.0
MIDDLE ADULTHOOD (45-59)	399	183	212	769.9	527.9	1235.4
LATER ADULTHOOD (60-74)	1047	606	437	2656.3	2347.4	3213.5
OLDER ADULTHOOD (>74)	1320	862	454	9736.7	9664.8	9788.7
Cause of Death						
Infectious and Parasitic Diseases (001-139)	61	36	25	16.4	16.3	16.4
Neoplasms (140-239)	651	398	248	174.7	180.5	163.1
Malignant Neoplasms (140-208)	645	397	243	173.1	180.1	159.8
Stomach (151)	11	4	7	3.0	1.8	4.6
Colon (153)	55	37	18	14.8	16.8	11.8
Pancreas (157)	28	16	12	7.5	7.3	7.9
Trachea, Bronchus and Lung (162)	189	133	54	50.7	60.3	35.5
Breast (174-175)	35	22	13	9.4	10.0	8.5
Ovary (183)	20	16	4	5.4	7.3	2.6
Prostate (185)	56	24	32	15.0	10.9	21.0
Leukemia (204-208)	23	17	6	6.2	7.7	3.9
All Other Malignant Sites	228	128	97	61.2	58.1	63.8
Endocrine, Nutritional and Metabolic Diseases (240-279)	108	49	59	29.0	22.2	38.8
Diabetes Mellitus (250)	73	34	39	19.6	15.4	25.6
Diseases of Blood and Blood-Forming Organs (280-289)	15	7	8	4.0	3.2	5.3
Mental Disorders (290-319)	44	30	14	11.8	13.6	9.2
Diseases of the Nervous System and Sense Organs (320-389)	44	22	21	11.8	10.0	13.8
Diseases of the Circulatory System (390-459)	1428	805	618	383.3	365.2	406.3
Hypertensive Diseases (401-405)	53	21	32	14.2	9.5	21.0
Ischaemic Heart Disease (410-414)	654	404	249	175.6	183.3	163.7
Acute Myocardial Infarction (410)	359	232	127	96.4	105.2	83.5
Other Forms of Heart Disease (420-429)	346	176	167	92.9	79.8	109.8
Cerebrovascular Disease (430-438)	262	133	128	70.3	60.3	84.2
Diseases of The Arteries And Capillaries (440-448)	77	54	23	20.7	24.5	15.1

SELECTED VITAL STATISTICS BY RACE, BY DHR HEALTH DISTRICT, 1988

ITEM	COLUMBUS (7)					
	NUMBER			RATE		
	Total	White	Black	Total	White	Black
Cause of Death (Continued)						
Diseases of The Respiratory System (460-519)	241	165	76	64.7	74.8	50.0
Influenza and Pneumonia (480-487)	91	55	36	24.4	24.9	23.7
Chronic Obstructive Pulmonary Disease (490-496)	109	83	26	29.3	37.6	17.1
Diseases of The Digestive System (520-579)	126	82	44	33.8	37.2	28.9
Chronic Liver Disease And Cirrhosis (571)	43	28	15	11.5	12.7	9.9
Disease of The Genitourinary System (580-629)	72	37	35	19.3	16.8	23.0
Complications Of Pregnancy, Childbirth, And The Puerperium (630-676)	0	0	0	0.0	0.0	0.0
Diseases Of The Skin (680-709)	9	4	5	2.4	1.8	3.3
Diseases Of The Musculoskeletal System (710-739)	15	5	10	4.0	2.3	6.6
Congenital Anomalies (740-759)	20	12	8	5.4	5.4	5.3
Certain Conditions Originating In The Perinatal Period (760-779)	45	10	35	12.1	4.5	23.0
Disorders Relating To Short Gestation (765)	17	2	15	4.6	0.9	9.9
Symptoms, Signs, and Ill Defined Conditions (780-799)	41	27	13	11.0	12.2	8.5
SIDS (798)	4	2	2	1.1	0.9	1.3
Injury And Poisoning (E800-E999)	251	135	114	67.4	61.2	75.0
Motor Vehicle Accidents (E810-E825)	83	49	32	22.3	22.2	21.0
All Other Accidents (E800-E807, E826-E949)	75	36	39	20.1	16.3	25.6
Suicides (E950-E959)	46	31	15	12.3	14.1	9.9
Homicides (E960-E969)	38	12	26	10.2	5.4	17.1

SELECTED VITAL STATISTICS BY RACE, BY DHR HEALTH DISTRICT, 1988

ITEM	VALDOSTA (8-1)					
	NUMBER			RATE		
	Total	White	Black	Total	White	Black
TOTAL DEATHS	1939	1342	593	9.3	9.2	9.5
Lifestages						
INFANCY (<1)	46	14	31	14.2	7.5	22.9
NEONATAL	28	7	20	8.6	3.8	14.7
POST-NEONATAL	18	7	11	5.5	3.8	8.1
EARLY CHILDHOOD (1-4)	11	5	6	77.8	58.4	107.3
LATER CHILDHOOD (5-14)	14	6	8	38.3	26.4	57.8
ADOLESCENCE (15-19)	28	20	8	134.4	146.5	111.4
EARLY ADULTHOOD (20-29)	45	19	26	125.6	75.8	241.8
YOUNG ADULTHOOD (30-44)	98	55	41	266.0	197.4	456.6
MIDDLE ADULTHOOD (45-59)	224	139	84	805.1	653.4	1283.0
LATER ADULTHOOD (60-74)	596	429	167	2507.5	2416.5	2775.9
OLDER ADULTHOOD (>74)	877	655	222	10471.6	10373.8	10771.5
Cause of Death						
Infectious and Parasitic Diseases (001-139)	40	21	19	19.3	14.5	30.5
Neoplasms (140-239)	406	308	97	195.7	212.2	155.6
Malignant Neoplasms (140-208)	397	303	93	191.4	208.8	149.2
Stomach (151)	8	5	3	3.9	3.4	4.8
Colon (153)	33	30	3	15.9	20.7	4.8
Pancreas (157)	21	16	5	10.1	11.0	8.0
Trachea, Bronchus and Lung (162)	145	115	29	69.9	79.2	46.5
Breast (174-175)	19	14	5	9.2	9.6	8.0
Ovary (183)	6	5	1	2.9	3.4	1.6
Prostate (185)	24	17	7	11.6	11.7	11.2
Leukemia (204-208)	18	17	1	8.7	11.7	1.6
All Other Malignant Sites	123	84	39	59.3	57.9	62.6
Endocrine, Nutritional and Metabolic Diseases (240-279)	49	25	24	23.6	17.2	38.5
Diabetes Mellitus (250)	38	20	18	18.3	13.8	28.9
Diseases of Blood and Blood-Forming Organs (280-289)	8	5	3	3.9	3.4	4.8
Mental Disorders (290-319)	9	4	5	4.3	2.8	8.0
Diseases of the Nervous System and Sense Organs (320-389)	39	32	7	18.8	22.1	11.2
Diseases of the Circulatory System (390-459)	868	609	259	418.4	419.7	415.6
Hypertensive Diseases (401-405)	22	12	10	10.6	8.3	16.0
Ischaemic Heart Disease (410-414)	395	304	91	190.4	209.5	146.0
Acute Myocardial Infarction (410)	269	209	60	129.7	144.0	96.3
Other Forms of Heart Disease (420-429)	285	179	106	137.4	123.4	170.1
Cerebrovascular Disease (430-438)	117	82	35	56.4	56.5	56.2
Diseases of The Arteries And Capillaries (440-448)	30	20	10	14.5	13.8	16.0

SELECTED VITAL STATISTICS BY RACE, BY DHR HEALTH DISTRICT, 1988

ITEM	VALDOSTA (8-1)					
	NUMBER			RATE		
	Total	White	Black	Total	White	Black
Cause of Death (Continued)						
Diseases of The Respiratory System (460-519)	165	129	35	79.5	88.9	56.2
Influenza and Pneumonia (480-487)	58	37	20	28.0	25.5	32.1
Chronic Obstructive Pulmonary Disease (490-496)	78	68	10	37.6	46.9	16.0
Diseases of The Digestive System (520-579)	60	44	16	28.9	30.3	25.7
Chronic Liver Disease And Cirrhosis (571)	18	11	7	8.7	7.6	11.2
Disease of The Genitourinary System (580-629)	32	17	15	15.4	11.7	24.1
Complications Of Pregnancy, Childbirth, And The Puerperium (630-676)	0	0	0	0.0	0.0	0.0
Diseases Of The Skin (680-709)	8	5	3	3.9	3.4	4.8
Diseases Of The Musculoskeletal System (710-739)	14	12	2	6.7	8.3	3.2
Congenital Anomalies (740-759)	10	6	4	4.8	4.1	6.4
Certain Conditions Originating In The Perinatal Period (760-779)	24	6	17	11.6	4.1	27.3
Disorders Relating To Short Gestation (765)	4	1	2	1.9	0.7	3.2
Symptoms, Signs, and Ill Defined Conditions (780-799)	20	13	7	9.6	9.0	11.2
SIDS (798)	5	1	4	2.4	0.7	6.4
Injury And Poisoning (E800-E999)	187	106	80	90.1	73.0	128.4
Motor Vehicle Accidents (E810-E825)	64	45	19	30.9	31.0	30.5
All Other Accidents (E800-E807, E826-E949)	63	34	29	30.4	23.4	46.5
Suicides (E950-E959)	23	17	6	11.1	11.7	9.6
Homicides (E960-E969)	29	7	21	14.0	4.8	33.7

SELECTED VITAL STATISTICS BY RACE, BY DHR HEALTH DISTRICT, 1988

ITEM	ALBANY (8-2)					
	NUMBER			RATE		
	Total	White	Black	Total	White	Black
TOTAL DEATHS	3069	1878	1190	8.6	8.6	8.5
Lifestages						
INFANCY (<1)	89	21	68	16.3	8.4	23.0
NEONATAL	59	16	43	10.8	6.4	14.6
POST-NEONATAL	30	5	25	5.5	2.0	8.5
EARLY CHILDHOOD (1-4)	13	4	9	52.3	30.4	77.0
LATER CHILDHOOD (5-14)	22	10	12	33.6	29.1	38.6
ADOLESCENCE (15-19)	28	18	10	78.0	94.9	59.1
EARLY ADULTHOOD (20-29)	93	42	51	158.3	122.2	209.1
YOUNG ADULTHOOD (30-44)	173	65	108	275.9	152.0	541.2
MIDDLE ADULTHOOD (45-59)	325	183	142	660.2	532.0	957.5
LATER ADULTHOOD (60-74)	926	565	360	2272.8	2045.1	2744.9
OLDER ADULTHOOD (>74)	1400	970	430	9718.2	10092.6	8967.7
Cause of Death						
Infectious and Parasitic Diseases (001-139)	50	17	33	14.0	7.8	23.6
Neoplasms (140-239)	611	397	214	170.9	182.3	153.2
Malignant Neoplasms (140-208)	603	392	211	168.7	180.0	151.0
Stomach (151)	13	5	8	3.6	2.3	5.7
Colon (153)	38	24	14	10.6	11.0	10.0
Pancreas (157)	39	25	14	10.9	11.5	10.0
Trachea, Bronchus and Lung (162)	187	129	58	52.3	59.2	41.5
Breast (174-175)	38	24	14	10.6	11.0	10.0
Ovary (183)	14	10	4	3.9	4.6	2.9
Prostate (185)	33	19	14	9.2	8.7	10.0
Leukemia (204-208)	26	19	7	7.3	8.7	5.0
All Other Malignant Sites	215	137	78	60.1	62.9	55.8
Endocrine, Nutritional and Metabolic Diseases (240-279)	78	34	44	21.8	15.6	31.5
Diabetes Mellitus (250)	59	26	33	16.5	11.9	23.6
Diseases of Blood and Blood-Forming Organs (280-289)	15	9	6	4.2	4.1	4.3
Mental Disorders (290-319)	48	25	23	13.4	11.5	16.5
Diseases of the Nervous System and Sense Organs (320-389)	61	41	20	17.1	18.8	14.3
Diseases of the Circulatory System (390-459)	1332	863	468	372.6	396.3	334.9
Hypertensive Diseases (401-405)	51	17	34	14.3	7.8	24.3
Ischaemic Heart Disease (410-414)	601	434	166	168.1	199.3	118.8
Acute Myocardial Infarction (410)	406	293	112	113.6	134.6	80.2
Other Forms of Heart Disease (420-429)	277	173	104	77.5	79.4	74.4
Cerebrovascular Disease (430-438)	312	181	131	87.3	83.1	93.8
Diseases of The Arteries And Capillaries (440-448)	60	40	20	16.8	18.4	14.3

SELECTED VITAL STATISTICS BY RACE, BY DHR HEALTH DISTRICT, 1988

ITEM	ALBANY (8-2)					
	NUMBER			RATE		
	Total	White	Black	Total	White	Black
Cause of Death (Continued)						
Diseases of The Respiratory System (460-519)	248	174	74	69.4	79.9	53.0
Influenza and Pneumonia (480-487)	104	72	32	29.1	33.1	22.9
Chronic Obstructive Pulmonary Disease (490-496)	96	72	24	26.9	33.1	17.2
Diseases of The Digestive System (520-579)	99	59	40	27.7	27.1	28.6
Chronic Liver Disease And Cirrhosis (571)	27	15	12	7.6	6.9	8.6
Disease of The Genitourinary System (580-629)	76	30	46	21.3	13.8	32.9
Complications Of Pregnancy, Childbirth, And The Puerperium (630-676)	1	0	1	0.3	0.0	0.7
Diseases Of The Skin (680-709)	6	5	1	1.7	2.3	0.7
Diseases Of The Musculoskeletal System (710-739)	11	10	1	3.1	4.6	0.7
Congenital Anomalies (740-759)	18	9	9	5.0	4.1	6.4
Certain Conditions Originating In The Perinatal Period (760-779)	47	9	38	13.1	4.1	27.2
Disorders Relating To Short Gestation (765)	9	2	7	2.5	0.9	5.0
Symptoms, Signs, and Ill Defined Conditions (780-799)	70	32	38	19.6	14.7	27.2
SIDS (798)	14	3	11	3.9	1.4	7.9
Injury And Poisoning (E800-E999)	298	164	134	83.4	75.3	95.9
Motor Vehicle Accidents (E810-E825)	102	64	38	28.5	29.4	27.2
All Other Accidents (E800-E807, E826-E949)	98	53	45	27.4	24.3	32.2
Suicides (E950-E959)	39	29	10	10.9	13.3	7.2
Homicides (E960-E969)	52	15	37	14.5	6.9	26.5

SELECTED VITAL STATISTICS BY RACE, BY DHR HEALTH DISTRICT, 1988

ITEM	SAVANNAH (9-1)					
	NUMBER			RATE		
	Total	White	Black	Total	White	Black
TOTAL DEATHS	2272	1392	875	9.3	9.1	9.5
Lifestages						
INFANCY (<1)	69	27	42	16.2	12.2	21.0
NEONATAL	46	16	30	10.8	7.3	15.0
POST-NEONATAL	23	11	12	5.4	5.0	6.0
EARLY CHILDHOOD (1-4)	8	1	7	51.1	11.7	97.7
LATER CHILDHOOD (5-14)	11	4	7	28.0	18.5	39.5
ADOLESCENCE (15-19)	13	9	4	56.6	69.6	39.8
EARLY ADULTHOOD (20-29)	63	28	34	141.8	102.0	200.2
YOUNG ADULTHOOD (30-44)	142	67	75	319.1	221.9	523.8
MIDDLE ADULTHOOD (45-59)	262	141	120	744.4	581.1	1097.8
LATER ADULTHOOD (60-74)	738	468	267	2573.0	2469.0	2744.9
OLDER ADULTHOOD (>74)	966	647	319	10018.7	10057.5	9940.8
Cause of Death						
Infectious and Parasitic Diseases (001-139)	77	33	44	31.5	21.6	47.8
Neoplasms (140-239)	492	331	159	201.1	216.9	172.7
Malignant Neoplasms (140-208)	489	329	158	199.9	215.6	171.6
Stomach (151)	11	5	6	4.5	3.3	6.5
Colon (153)	42	32	10	17.2	21.0	10.9
Pancreas (157)	26	14	11	10.6	9.2	11.9
Trachea, Bronchus and Lung (162)	151	117	34	61.7	76.7	36.9
Breast (174-175)	39	20	19	15.9	13.1	20.6
Ovary (183)	13	8	5	5.3	5.2	5.4
Prostate (185)	28	13	15	11.4	8.5	16.3
Leukemia (204-208)	20	14	6	8.2	9.2	6.5
All Other Malignant Sites	159	106	52	65.0	69.5	56.5
Endocrine, Nutritional and Metabolic Diseases (240-279)	61	26	35	24.9	17.0	38.0
Diabetes Mellitus (250)	42	18	24	17.2	11.8	26.1
Diseases of Blood and Blood-Forming Organs (280-289)	5	2	3	2.0	1.3	3.3
Mental Disorders (290-319)	26	17	9	10.6	11.1	9.8
Diseases of the Nervous System and Sense Organs (320-389)	49	33	16	20.0	21.6	17.4
Diseases of the Circulatory System (390-459)	967	575	390	395.2	376.8	423.5
Hypertensive Diseases (401-405)	31	8	23	12.7	5.2	25.0
Ischaemic Heart Disease (410-414)	501	308	191	204.8	201.8	207.4
Acute Myocardial Infarction (410)	316	177	137	129.1	116.0	148.8
Other Forms of Heart Disease (420-429)	192	122	70	78.5	79.9	76.0
Cerebrovascular Disease (430-438)	181	103	78	74.0	67.5	84.7
Diseases of The Arteries And Capillaries (440-448)	38	26	12	15.5	17.0	13.0

SELECTED VITAL STATISTICS BY RACE, BY DHR HEALTH DISTRICT, 1988

ITEM	SAVANNAH (9-1)					
	NUMBER			RATE		
	Total	White	Black	Total	White	Black
Cause of Death (Continued)						
Diseases of The Respiratory System (460-519)	198	143	55	80.9	93.7	59.7
Influenza and Pneumonia (480-487)	73	36	37	29.8	23.6	40.2
Chronic Obstructive Pulmonary Disease (490-496)	97	88	9	39.6	57.7	9.8
Diseases of The Digestive System (520-579)	70	49	21	28.6	32.1	22.8
Chronic Liver Disease And Cirrhosis (571)	32	21	11	13.1	13.8	11.9
Disease of The Genitourinary System (580-629)	50	20	30	20.4	13.1	32.6
Complications Of Pregnancy, Childbirth, And The Puerperium (630-676)	0	0	0	0.0	0.0	0.0
Diseases Of The Skin (680-709)	7	4	3	2.9	2.6	3.3
Diseases Of The Musculoskeletal System (710-739)	13	10	3	5.3	6.6	3.3
Congenital Anomalies (740-759)	15	8	7	6.1	5.2	7.6
Certain Conditions Originating In The Perinatal Period (760-779)	40	15	25	16.3	9.8	27.2
Disorders Relating To Short Gestation (765)	11	3	8	4.5	2.0	8.7
Symptoms, Signs, and Ill Defined Conditions (780-799)	31	22	9	12.7	14.4	9.8
SIDS (798)	9	4	5	3.7	2.6	5.4
Injury And Poisoning (E800-E999)	171	104	66	69.9	68.2	71.7
Motor Vehicle Accidents (E810-E825)	57	35	21	23.3	22.9	22.8
All Other Accidents (E800-E807, E826-E949)	43	29	14	17.6	19.0	15.2
Suicides (E950-E959)	36	31	5	14.7	20.3	5.4
Homicides (E960-E969)	31	8	23	12.7	5.2	25.0

SELECTED VITAL STATISTICS BY RACE, BY DHR HEALTH DISTRICT, 1988

ITEM	WAYCROSS (9-2)					
	NUMBER			RATE		
	Total	White	Black	Total	White	Black
TOTAL DEATHS	2709	2090	618	9.7	9.8	9.4
Lifestages						
INFANCY (<1)	71	34	37	17.1	12.3	26.9
NEONATAL	45	24	21	10.8	8.7	15.3
POST-NEONATAL	26	10	16	6.3	3.6	11.6
EARLY CHILDHOOD (1-4)	12	5	7	65.7	39.5	125.1
LATER CHILDHOOD (5-14)	22	14	8	45.2	40.7	56.2
ADOLESCENCE (15-19)	28	21	7	100.3	104.4	89.6
EARLY ADULTHOOD (20-29)	67	47	20	144.8	133.7	180.3
YOUNG ADULTHOOD (30-44)	140	91	49	281.9	227.5	507.5
MIDDLE ADULTHOOD (45-59)	295	213	82	772.4	686.2	1146.5
LATER ADULTHOOD (60-74)	905	721	183	2705.9	2682.7	2785.4
OLDER ADULTHOOD (>74)	1169	944	225	10104.6	10231.9	9603.1
Cause of Death						
Infectious and Parasitic Diseases (001-139)	46	30	16	16.5	14.1	24.3
Neoplasms (140-239)	519	428	90	186.6	201.6	136.7
Malignant Neoplasms (140-208)	508	418	89	182.7	196.9	135.2
Stomach (151)	5	5	0	1.8	2.4	0.0
Colon (153)	45	37	8	16.2	17.4	12.2
Pancreas (157)	28	25	3	10.1	11.8	4.6
Trachea, Bronchus and Lung (162)	157	133	23	56.5	62.7	34.9
Breast (174-175)	40	33	7	14.4	15.5	10.6
Ovary (183)	11	9	2	4.0	4.2	3.0
Prostate (185)	32	23	9	11.5	10.8	13.7
Leukemia (204-208)	17	14	3	6.1	6.6	4.6
All Other Malignant Sites	173	139	34	62.2	65.5	51.6
Endocrine, Nutritional and Metabolic Diseases (240-279)	70	41	29	25.2	19.3	44.1
Diabetes Mellitus (250)	50	33	17	18.0	15.5	25.8
Diseases of Blood and Blood-Forming Organs (280-289)	11	7	4	4.0	3.3	6.1
Mental Disorders (290-319)	24	15	9	8.6	7.1	13.7
Diseases of the Nervous System and Sense Organs (320-389)	34	27	7	12.2	12.7	10.6
Diseases of the Circulatory System (390-459)	1281	1004	277	460.6	473.0	420.8
Hypertensive Diseases (401-405)	58	35	23	20.9	16.5	34.9
Ischaemic Heart Disease (410-414)	592	499	93	212.9	235.1	141.3
Acute Myocardial Infarction (410)	430	362	68	154.6	170.5	103.3
Other Forms of Heart Disease (420-429)	296	215	81	106.4	101.3	123.0
Cerebrovascular Disease (430-438)	251	187	64	90.3	88.1	97.2
Diseases of The Arteries And Capillaries (440-448)	58	50	8	20.9	23.6	12.2

SELECTED VITAL STATISTICS BY RACE, BY DHR HEALTH DISTRICT, 1988

ITEM	WAYCROSS (9-2)					
	NUMBER			RATE		
	Total	White	Black	Total	White	Black
Cause of Death (Continued)						
Diseases of The Respiratory System (460-519)	257	213	44	92.4	100.3	66.8
Influenza and Pneumonia (480-487)	99	79	20	35.6	37.2	30.4
Chronic Obstructive Pulmonary Disease (490-496)	119	101	18	42.8	47.6	27.3
Diseases of The Digestive System (520-579)	81	65	16	29.1	30.6	24.3
Chronic Liver Disease And Cirrhosis (571)	19	15	4	6.8	7.1	6.1
Disease of The Genitourinary System (580-629)	50	32	18	18.0	15.1	27.3
Complications Of Pregnancy, Childbirth, And The Puerperium (630-676)	1	0	1	0.4	0.0	1.5
Diseases Of The Skin (680-709)	4	3	1	1.4	1.4	1.5
Diseases Of The Musculoskeletal System (710-739)	13	9	4	4.7	4.2	6.1
Congenital Anomalies (740-759)	22	17	5	7.9	8.0	7.6
Certain Conditions Originating In The Perinatal Period (760-779)	35	17	18	12.6	8.0	27.3
Disorders Relating To Short Gestation (765)	4	2	2	1.4	0.9	3.0
Symptoms, Signs, and Ill Defined Conditions (780-799)	23	11	12	8.3	5.2	18.2
SIDS (798)	13	5	8	4.7	2.4	12.2
Injury And Poisoning (E800-E999)	238	171	67	85.6	80.6	101.8
Motor Vehicle Accidents (E810-E825)	101	78	23	36.3	36.7	34.9
All Other Accidents (E800-E807, E826-E949)	70	47	23	25.2	22.1	34.9
Suicides (E950-E959)	31	29	2	11.1	13.7	3.0
Homicides (E960-E969)	30	13	17	10.8	6.1	25.8

SELECTED VITAL STATISTICS BY RACE, BY EHR HEALTH DISTRICT, 1988

ITEM	BRUNSWICK (9-3)					
	NUMBER			RATE		
	Total	White	Black	Total	White	Black
TOTAL DEATHS	1096	775	315	7.0	7.4	6.2
Lifestages						
INFANCY (<1)	50	21	28	14.6	9.7	23.7
NEONATAL	36	13	22	10.5	6.0	18.6
POST-NEONATAL	14	8	6	4.1	3.7	5.1
EARLY CHILDHOOD (1-4)	8	6	2	73.1	89.9	46.0
LATER CHILDHOOD (5-14)	11	10	1	41.9	60.9	10.2
ADOLESCENCE (15-19)	10	8	2	60.3	77.2	32.1
EARLY ADULTHOOD (20-29)	37	16	20	113.1	75.3	174.8
YOUNG ADULTHOOD (30-44)	70	48	21	248.1	231.1	281.9
MIDDLE ADULTHOOD (45-59)	147	106	40	769.9	746.7	816.5
LATER ADULTHOOD (60-74)	367	272	94	2543.7	2649.5	2258.5
OLDER ADULTHOOD (>74)	396	288	107	9455.6	10307.8	7675.7
Cause of Death						
Infectious and Parasitic Diseases (001-139)	19	12	7	12.2	11.4	13.7
Neoplasms (140-239)	260	186	72	166.8	177.3	141.3
Malignant Neoplasms (140-208)	255	184	69	163.6	175.4	135.4
Stomach (151)	4	2	2	2.6	1.9	3.9
Colon (153)	13	8	5	8.3	7.6	9.8
Pancreas (157)	15	10	5	9.6	9.5	9.8
Trachea, Bronchus and Lung (162)	95	68	26	61.0	64.8	51.0
Breast (174-175)	15	13	2	9.6	12.4	3.9
Ovary (183)	6	5	1	3.8	4.8	2.0
Prostate (185)	15	9	6	9.6	8.6	11.8
Leukemia (204-208)	9	8	1	5.8	7.6	2.0
All Other Malignant Sites	83	61	21	53.3	58.1	41.2
Endocrine, Nutritional and Metabolic Diseases (240-279)	21	15	6	13.5	14.3	11.8
Diabetes Mellitus (250)	15	11	4	9.6	10.5	7.9
Diseases of Blood and Blood-Forming Organs (280-289)	4	2	2	2.6	1.9	3.9
Mental Disorders (290-319)	8	6	2	5.1	5.7	3.9
Diseases of the Nervous System and Sense Organs (320-389)	21	15	6	13.5	14.3	11.8
Diseases of the Circulatory System (390-459)	462	334	127	296.4	318.4	249.3
Hypertensive Diseases (401-405)	21	8	13	13.5	7.6	25.5
Ischaemic Heart Disease (410-414)	186	155	30	119.3	147.8	58.9
Acute Myocardial Infarction (410)	96	81	14	61.6	77.2	27.5
Other Forms of Heart Disease (420-429)	145	99	46	93.0	94.4	90.3
Cerebrovascular Disease (430-438)	62	34	28	39.8	32.4	55.0
Diseases of The Arteries And Capillaries (440-448)	24	18	6	15.4	17.2	11.8

SELECTED VITAL STATISTICS BY RACE, BY DHR HEALTH DISTRICT, 1988

ITEM	BRUNSWICK (9-3)					
	NUMBER			RATE		
	Total	White	Black	Total	White	Black
Cause of Death (Continued)						
Diseases of The Respiratory System (460-519)	96	76	20	61.6	72.4	39.3
Influenza and Pneumonia (480-487)	23	14	9	14.8	13.3	17.7
Chronic Obstructive Pulmonary Disease (490-496)	54	49	5	34.6	46.7	9.8
Diseases of The Digestive System (520-579)	38	30	8	24.4	28.6	15.7
Chronic Liver Disease And Cirrhosis (571)	15	15	0	9.6	14.3	0.0
Disease of The Genitourinary System (580-629)	10	6	4	6.4	5.7	7.9
Complications Of Pregnancy, Childbirth, And The Puerperium (630-676)	1	1	0	0.6	1.0	0.0
Diseases Of The Skin (680-709)	0	0	0	0.0	0.0	0.0
Diseases Of The Musculoskeletal System (710-739)	3	2	1	1.9	1.9	2.0
Congenital Anomalies (740-759)	8	3	4	5.1	2.9	7.9
Certain Conditions Originating In The Perinatal Period (760-779)	27	8	19	17.3	7.6	37.3
Disorders Relating To Short Gestation (765)	4	3	1	2.6	2.9	2.0
Symptoms, Signs, and Ill Defined Conditions (780-799)	11	8	3	7.1	7.6	5.9
SIDS (798)	6	4	2	3.8	3.8	3.9
Injury And Poisoning (E800-E999)	107	71	34	68.7	67.7	66.7
Motor Vehicle Accidents (E810-E825)	42	32	9	26.9	30.5	17.7
All Other Accidents (E800-E807, E826-E949)	31	24	7	19.9	22.9	13.7
Suicides (E950-E959)	14	10	3	9.0	9.5	5.9
Homicides (E960-E969)	18	5	13	11.5	4.8	25.5

SELECTED VITAL STATISTICS BY RACE, BY DHR HEALTH DISTRICT, 1988

ITEM	ATHENS (10)					
	NUMBER			RATE		
	Total	White	Black	Total	White	Black
TOTAL DEATHS	2188	1671	513	8.2	8.2	8.3
Lifestages						
INFANCY (<1)	45	30	15	11.1	10.5	13.1
NEONATAL	27	20	7	6.6	7.0	6.1
POST-NEONATAL	18	10	8	4.4	3.5	7.0
EARLY CHILDHOOD (1-4)	14	11	2	92.3	106.2	41.0
LATER CHILDHOOD (5-14)	15	8	7	35.7	27.1	55.9
ADOLESCENCE (15-19)	24	19	5	89.6	96.3	70.9
EARLY ADULTHOOD (20-29)	65	40	25	120.3	93.8	220.1
YOUNG ADULTHOOD (30-44)	117	78	38	238.0	201.7	362.5
MIDDLE ADULTHOOD (45-59)	260	174	86	754.8	622.2	1327.2
LATER ADULTHOOD (60-74)	619	454	163	2140.8	1963.2	2815.7
OLDER ADULTHOOD (>74)	1029	857	172	9514.6	9616.2	9038.4
Cause of Death						
Infectious and Parasitic Diseases (001-139)	40	24	16	15.1	11.8	26.0
Neoplasms (140-239)	454	355	99	171.0	174.2	160.7
Malignant Neoplasms (140-208)	447	353	94	168.4	173.2	152.6
Stomach (151)	8	2	6	3.0	1.0	9.7
Colon (153)	42	35	7	15.8	17.2	11.4
Pancreas (157)	21	16	5	7.9	7.9	8.1
Trachea, Bronchus and Lung (162)	103	86	17	38.8	42.2	27.6
Breast (174-175)	39	30	9	14.7	14.7	14.6
Ovary (183)	16	12	4	6.0	5.9	6.5
Prostate (185)	37	23	14	13.9	11.3	22.7
Leukemia (204-208)	15	13	2	5.7	6.4	3.2
All Other Malignant Sites	166	136	30	62.5	66.7	48.7
Endocrine, Nutritional and Metabolic Diseases (240-279)	54	38	16	20.3	18.6	26.0
Diabetes Mellitus (250)	36	27	9	13.6	13.2	14.6
Diseases of Blood and Blood-Forming Organs (280-289)	7	3	4	2.6	1.5	6.5
Mental Disorders (290-319)	25	19	6	9.4	9.3	9.7
Diseases of the Nervous System and Sense Organs (320-389)	36	25	11	13.6	12.3	17.9
Diseases of the Circulatory System (390-459)	1031	792	237	388.4	388.6	384.6
Hypertensive Diseases (401-405)	38	19	19	14.3	9.3	30.8
Ischaemic Heart Disease (410-414)	456	372	83	171.8	182.5	134.7
Acute Myocardial Infarction (410)	277	224	53	104.4	109.9	86.0
Other Forms of Heart Disease (420-429)	262	189	73	98.7	92.7	118.5
Cerebrovascular Disease (430-438)	211	162	48	79.5	79.5	77.9
Diseases of The Arteries And Capillaries (440-448)	43	33	10	16.2	16.2	16.2

SELECTED VITAL STATISTICS BY RACE, BY DHR HEALTH DISTRICT, 1988

ITEM	ATHENS (10)					
	NUMBER			RATE		
	Total	White	Black	Total	White	Black
Cause of Death (Continued)						
Diseases of The Respiratory System (460-519)	165	136	29	62.2	66.7	47.1
Influenza and Pneumonia (480-487)	71	56	15	26.7	27.5	24.3
Chronic Obstructive Pulmonary Disease (490-496)	68	62	6	25.6	30.4	9.7
Diseases of The Digestive System (520-579)	86	69	17	32.4	33.9	27.6
Chronic Liver Disease And Cirrhosis (571)	25	19	6	9.4	9.3	9.7
Disease of The Genitourinary System (580-629)	30	22	8	11.3	10.8	13.0
Complications Of Pregnancy, Childbirth, And The Puerperium (630-676)	0	0	0	0.0	0.0	0.0
Diseases Of The Skin (680-709)	3	2	1	1.1	1.0	1.6
Diseases Of The Musculoskeletal System (710-739)	6	3	3	2.3	1.5	4.9
Congenital Anomalies (740-759)	15	12	3	5.7	5.9	4.9
Certain Conditions Originating In The Perinatal Period (760-779)	19	13	6	7.2	6.4	9.7
Disorders Relating To Short Gestation (765)	0	0	0	0.0	0.0	0.0
Symptoms, Signs, and Ill Defined Conditions (780-799)	16	10	6	6.0	4.9	9.7
SIDS (798)	2	2	0	0.8	1.0	0.0
Injury And Poisoning (E800-E999)	201	148	51	75.7	72.6	82.8
Motor Vehicle Accidents (E810-E825)	88	70	18	33.2	34.3	29.2
All Other Accidents (E800-E807, E826-E949)	47	34	12	17.7	16.7	19.5
Suicides (E950-E959)	42	35	6	15.8	17.2	9.7
Homicides (E960-E969)	21	6	15	7.9	2.9	24.3

AN ACT
 CREATING A
 Department of Health
 AND THE
 Rules and Regulations
 Adopted and Issued
 BY THE
 GEORGIA STATE BOARD OF HEALTH

"If a man, conscious that he carries about with him the germs of a contagious disease, recklessly exposes the life and health of others, he is a public nuisance and criminal, and may be held answerable for the results of his conduct. If death occurs through his recklessness, he may be indicted for manslaughter. It is held that where a man knowingly communicates a contagious disease to another and death results, the crime is that of manslaughter. The man may be indicted also for spreading the disease by conscious exposure of others thereto, by his presence in public places, such as on the streets, in halls etc."—*Judge Dixon, of New Jersey.*

1904

Geo. W. Harrison, State Printer, Atlanta, Ga.
 The Franklin Printing and Publishing Company.

METROPOLITAN STATISTICAL AREAS (MSA) TABLES

SELECTED VITAL STATISTICS BY RACE, BY METROPOLITAN STATISTICAL AREA, 1988

ITEM	ALBANY MSA					
	NUMBER			RATE		
	Total	White	Black	Total	White	Black
TOTAL DEATHS	807	425	382	6.3	5.6	7.2
Lifestages						
INFANCY (<1)	40	10	30	19.6	11.6	25.6
NEONATAL	28	8	20	13.7	9.2	17.0
POST-NEONATAL	12	2	10	5.9	2.3	8.5
EARLY CHILDHOOD (1-4)	5	0	5	52.8	0.0	110.8
LATER CHILDHOOD (5-14)	6	2	4	25.0	16.0	34.8
ADOLESCENCE (15-19)	10	5	5	75.0	73.6	76.5
EARLY ADULTHOOD (20-29)	25	5	20	103.0	36.3	190.1
YOUNG ADULTHOOD (30-44)	65	19	46	267.4	116.9	571.2
MIDDLE ADULTHOOD (45-59)	97	59	38	574.1	499.8	746.6
LATER ADULTHOOD (60-74)	232	130	102	2092.4	1855.8	2498.2
OLDER ADULTHOOD (>74)	327	195	132	8976.1	9312.3	8521.6
Cause of Death						
Infectious and Parasitic Diseases (001-139)	17	3	14	13.2	3.9	26.4
Neoplasms (140-239)	170	101	69	131.7	132.8	130.2
Malignant Neoplasms (140-208)	169	101	68	131.0	132.8	128.3
Stomach (151)	3	0	3	2.3	0.0	5.7
Colon (153)	10	7	3	7.7	9.2	5.7
Pancreas (157)	9	8	1	7.0	10.5	1.9
Trachea, Bronchus and Lung (162)	52	33	19	40.3	43.4	35.8
Breast (174-175)	8	5	3	6.2	6.6	5.7
Ovary (183)	4	3	1	3.1	3.9	1.9
Prostate (185)	10	4	6	7.7	5.3	11.3
Leukemia (204-208)	5	2	3	3.9	2.6	5.7
All Other Malignant Sites	68	39	29	52.7	51.3	54.7
Endocrine, Nutritional and Metabolic Diseases (240-279)	23	8	15	17.8	10.5	28.3
Diabetes Mellitus (250)	15	6	9	11.6	7.9	17.0
Diseases of Blood and Blood-Forming Organs (280-289)	7	3	4	5.4	3.9	7.5
Mental Disorders (290-319)	12	5	7	9.3	6.6	13.2
Diseases of the Nervous System and Sense Organs (320-389)	16	10	6	12.4	13.2	11.3
Diseases of the Circulatory System (390-459)	289	168	121	224.0	220.9	228.3
Hypertensive Diseases (401-405)	11	2	9	8.5	2.6	17.0
Ischaemic Heart Disease (410-414)	145	99	46	112.4	130.2	86.8
Acute Myocardial Infarction (410)	75	53	22	58.1	69.7	41.5
Other Forms of Heart Disease (420-429)	44	21	23	34.1	27.6	43.4
Cerebrovascular Disease (430-438)	69	37	32	53.5	48.7	60.4
Diseases of The Arteries And Capillaries (440-448)	13	9	4	10.1	11.8	7.5

SELECTED VITAL STATISTICS BY RACE, BY METROPOLITAN STATISTICAL AREA, 1988

ITEM	ALBANY MSA					
	NUMBER			RATE		
	Total	White	Black	Total	White	Black
Cause of Death (Continued)						
Diseases of The Respiratory System (460-519)	66	45	21	51.1	59.2	39.6
Influenza and Pneumonia (480-487)	26	16	10	20.1	21.0	18.9
Chronic Obstructive Pulmonary Disease (490-496)	27	21	6	20.9	27.6	11.3
Diseases of The Digestive System (520-579)	32	19	13	24.8	25.0	24.5
Chronic Liver Disease And Cirrhosis (571)	9	4	5	7.0	5.3	9.4
Disease of The Genitourinary System (580-629)	20	4	16	15.5	5.3	30.2
Complications Of Pregnancy, Childbirth, And The Puerperium (630-676)	1	0	1	0.8	0.0	1.9
Diseases Of The Skin (680-709)	0	0	0	0.0	0.0	0.0
Diseases Of The Musculoskeletal System (710-739)	3	3	0	2.3	3.9	0.0
Congenital Anomalies (740-759)	11	5	6	8.5	6.6	11.3
Certain Conditions Originating In The Perinatal Period (760-779)	20	4	16	15.5	5.3	30.2
Disorders Relating To Short Gestation (765)	3	1	2	2.3	1.3	3.8
Symptoms, Signs, and Ill Defined Conditions (780-799)	31	10	21	24.0	13.2	39.6
SIDS (798)	6	1	5	4.6	1.3	9.4
Injury And Poisoning (E800-E999)	89	37	52	69.0	48.7	98.1
Motor Vehicle Accidents (E810-E825)	24	13	11	18.6	17.1	20.8
All Other Accidents (E800-E807, E826-E949)	23	9	14	17.8	11.8	26.4
Suicides (E950-E959)	14	11	3	10.8	14.5	5.7
Homicides (E960-E969)	27	4	23	20.9	5.3	43.4

SELECTED VITAL STATISTICS BY RACE, BY METROPOLITAN STATISTICAL AREA, 1988

ITEM	ATHENS MSA					
	NUMBER			RATE		
	Total	White	Black	Total	White	Black
TOTAL DEATHS	1099	871	226	7.5	7.3	8.0
Lifestages						
INFANCY (<1)	19	12	7	9.0	7.9	12.9
NEONATAL	10	6	4	4.8	4.0	7.4
POST-NEONATAL	9	6	3	4.3	4.0	5.5
EARLY CHILDHOOD (1-4)	9	7	1	114.0	122.4	44.9
LATER CHILDHOOD (5-14)	8	4	4	38.3	25.5	76.3
ADOLESCENCE (15-19)	9	6	3	56.9	47.2	96.8
EARLY ADULTHOOD (20-29)	28	19	9	77.7	62.8	155.2
YOUNG ADULTHOOD (30-44)	60	46	13	220.0	207.8	253.3
MIDDLE ADULTHOOD (45-59)	127	87	40	708.8	579.4	1378.4
LATER ADULTHOOD (60-74)	318	239	79	2227.4	2046.1	3043.1
OLDER ADULTHOOD (>74)	521	451	70	9944.6	10146.2	8816.1
Cause of Death						
Infectious and Parasitic Diseases (001-139)	19	15	4	12.9	12.6	14.1
Neoplasms (140-239)	239	195	44	162.0	163.7	155.3
Malignant Neoplasms (140-208)	236	193	43	160.0	162.0	151.7
Stomach (151)	5	2	3	3.4	1.7	10.6
Colon (153)	21	17	4	14.2	14.3	14.1
Pancreas (157)	12	10	2	8.1	8.4	7.1
Trachea, Bronchus and Lung (162)	48	42	6	32.5	35.2	21.2
Breast (174-175)	22	19	3	14.9	15.9	10.6
Ovary (183)	8	5	3	5.4	4.2	10.6
Prostate (185)	19	14	5	12.9	11.7	17.6
Leukemia (204-208)	8	7	1	5.4	5.9	3.5
All Other Malignant Sites	93	77	16	63.1	64.6	56.5
Endocrine, Nutritional and Metabolic Diseases (240-279)	25	20	5	16.9	16.8	17.6
Diabetes Mellitus (250)	18	15	3	12.2	12.6	10.6
Diseases of Blood and Blood-Forming Organs (280-289)	3	1	2	2.0	0.8	7.1
Mental Disorders (290-319)	7	6	1	4.7	5.0	3.5
Diseases of the Nervous System and Sense Organs (320-389)	25	17	8	16.9	14.3	28.2
Diseases of the Circulatory System (390-459)	520	417	103	352.6	350.0	363.5
Hypertensive Diseases (401-405)	18	9	9	12.2	7.6	31.8
Ischaemic Heart Disease (410-414)	228	192	36	154.6	161.1	127.0
Acute Myocardial Infarction (410)	130	112	18	88.1	94.0	63.5
Other Forms of Heart Disease (420-429)	148	111	37	100.3	93.2	130.6
Cerebrovascular Disease (430-438)	95	81	14	64.4	68.0	49.4
Diseases of The Arteries And Capillaries (440-448)	22	15	7	14.9	12.6	24.7

SELECTED VITAL STATISTICS BY RACE, BY METROPOLITAN STATISTICAL AREA, 1988

ITEM	ATHENS MSA					
	NUMBER			RATE		
	Total	White	Black	Total	White	Black
Cause of Death (Continued)						
Diseases of The Respiratory System (460-519)	75	60	15	50.8	50.4	52.9
Influenza and Pneumonia (480-487)	29	20	9	19.7	16.8	31.8
Chronic Obstructive Pulmonary Disease (490-496)	32	30	2	21.7	25.2	7.1
Diseases of The Digestive System (520-579)	50	38	12	33.9	31.9	42.3
Chronic Liver Disease And Cirrhosis (571)	10	7	3	6.8	5.9	10.6
Disease of The Genitourinary System (580-629)	14	12	2	9.5	10.1	7.1
Complications Of Pregnancy, Childbirth, And The Puerperium (630-676)	0	0	0	0.0	0.0	0.0
Diseases Of The Skin (680-709)	1	1	0	0.7	0.8	0.0
Diseases Of The Musculoskeletal System (710-739)	1	0	1	0.7	0.0	3.5
Congenital Anomalies (740-759)	5	3	2	3.4	2.5	7.1
Certain Conditions Originating In The Perinatal Period (760-779)	8	6	2	5.4	5.0	7.1
Disorders Relating To Short Gestation (765)	0	0	0	0.0	0.0	0.0
Symptoms, Signs, and Ill Defined Conditions (780-799)	10	8	2	6.8	6.7	7.1
SIDS (798)	1	1	0	0.7	0.8	0.0
Injury And Poisoning (E800-E999)	97	72	23	65.8	60.4	81.2
Motor Vehicle Accidents (E810-E825)	38	31	7	25.8	26.0	24.7
All Other Accidents (E800-E807, E826-E949)	29	19	9	19.7	15.9	31.8
Suicides (E950-E959)	22	19	2	14.9	15.9	7.1
Homicides (E960-E969)	8	3	5	5.4	2.5	17.6

SELECTED VITAL STATISTICS BY RACE, BY METROPOLITAN STATISTICAL AREA, 1988

ITEM	ATLANTA MSA					
	NUMBER			RATE		
	Total	White	Black	Total	White	Black
TOTAL DEATHS	18265	13109	5086	7.0	6.6	8.1
Lifestages						
INFANCY (<1)	521	245	273	11.1	8.1	17.3
NEONATAL	360	171	186	7.6	5.6	11.8
POST-NEONATAL	161	74	87	3.4	2.4	5.5
EARLY CHILDHOOD (1-4)	80	49	31	55.9	48.4	72.2
LATER CHILDHOOD (5-14)	111	67	42	25.3	21.2	33.9
ADOLESCENCE (15-19)	214	141	70	90.6	82.6	106.8
EARLY ADULTHOOD (20-29)	689	378	307	139.3	105.0	227.8
YOUNG ADULTHOOD (30-44)	1555	874	671	258.6	184.9	521.3
MIDDLE ADULTHOOD (45-59)	2585	1674	896	705.3	555.2	1378.8
LATER ADULTHOOD (60-74)	5471	4068	1382	2465.8	2263.7	3277.7
OLDER ADULTHOOD (>74)	7039	5613	1414	9298.0	8953.4	10866.1
Cause of Death						
Infectious and Parasitic Diseases (001-139)	596	346	246	22.7	17.4	38.9
Neoplasms (140-239)	4024	3082	923	153.3	154.6	146.1
Malignant Neoplasms (140-208)	3949	3016	914	150.4	151.3	144.7
Stomach (151)	77	49	26	2.9	2.5	4.1
Colon (153)	328	265	62	12.5	13.3	9.8
Pancreas (157)	161	117	44	6.1	5.9	7.0
Trachea, Bronchus and Lung (162)	1162	949	209	44.3	47.6	33.1
Breast (174-175)	391	286	102	14.9	14.3	16.1
Ovary (183)	95	80	14	3.6	4.0	2.2
Prostate (185)	247	168	79	9.4	8.4	12.5
Leukemia (204-208)	142	113	28	5.4	5.7	4.4
All Other Malignant Sites	1346	989	350	51.3	49.6	55.4
Endocrine, Nutritional and Metabolic Diseases (240-279)	456	294	160	17.4	14.7	25.3
Diabetes Mellitus (250)	306	192	112	11.7	9.6	17.7
Diseases of Blood and Blood-Forming Organs (280-289)	79	60	19	3.0	3.0	3.0
Mental Disorders (290-319)	320	195	124	12.2	9.8	19.6
Diseases of the Nervous System and Sense Organs (320-389)	338	270	68	12.9	13.5	10.8
Diseases of the Circulatory System (390-459)	7277	5436	1820	277.2	272.6	288.1
Hypertensive Diseases (401-405)	430	208	220	16.4	10.4	34.8
Ischaemic Heart Disease (410-414)	3162	2659	496	120.4	133.4	78.5
Acute Myocardial Infarction (410)	1813	1507	300	69.1	75.6	47.5
Other Forms of Heart Disease (420-429)	1950	1303	641	74.3	65.3	101.5
Cerebrovascular Disease (430-438)	1291	920	365	49.2	46.1	57.8
Diseases of The Arteries And Capillaries (440-448)	279	240	39	10.6	12.0	6.2

SELECTED VITAL STATISTICS BY RACE, BY METROPOLITAN STATISTICAL AREA, 1988

ITEM	ATLANTA MSA					
	NUMBER			RATE		
	Total	White	Black	Total	White	Black
Cause of Death (Continued)						
Diseases of The Respiratory System (460-519)	1426	1084	340	54.3	54.4	53.8
Influenza and Pneumonia (480-487)	556	404	150	21.2	20.3	23.7
Chronic Obstructive Pulmonary Disease (490-496)	638	523	115	24.3	26.2	18.2
Diseases of The Digestive System (520-579)	658	491	167	25.1	24.6	26.4
Chronic Liver Disease And Cirrhosis (571)	214	153	61	8.2	7.7	9.7
Disease of The Genitourinary System (580-629)	386	206	179	14.7	10.3	28.3
Complications Of Pregnancy, Childbirth, And The Puerperium (630-676)	5	0	5	0.2	0.0	0.8
Diseases Of The Skin (680-709)	65	36	29	2.5	1.8	4.6
Diseases Of The Musculoskeletal System (710-739)	59	45	14	2.2	2.3	2.2
Congenital Anomalies (740-759)	147	96	51	5.6	4.8	8.1
Certain Conditions Originating In The Perinatal Period (760-779)	274	111	160	10.4	5.6	25.3
Disorders Relating To Short Gestation (765)	59	20	37	2.2	1.0	5.9
Symptoms, Signs, and Ill Defined Conditions (780-799)	218	116	101	8.3	5.8	16.0
SIDS (798)	62	33	29	2.4	1.7	4.6
Injury And Poisoning (E800-E999)	1937	1241	680	73.8	62.2	107.7
Motor Vehicle Accidents (E810-E825)	615	461	147	23.4	23.1	23.3
All Other Accidents (E800-E807, E826-E949)	492	326	163	18.7	16.3	25.8
Suicides (E950-E959)	383	318	64	14.6	15.9	10.1
Homicides (E960-E969)	409	110	294	15.6	5.5	46.5

SELECTED VITAL STATISTICS BY RACE, BY METROPOLITAN STATISTICAL AREA, 1988

ITEM	AUGUSTA MSA					
	NUMBER			RATE		
	Total	White	Black	Total	White	Black
TOTAL DEATHS	2235	1389	835	8.2	7.8	8.7
Lifestages						
INFANCY (<1)	69	26	42	13.9	9.3	20.2
NEONATAL	47	14	32	9.4	5.0	15.4
POST-NEONATAL	22	12	10	4.4	4.3	4.8
EARLY CHILDHOOD (1-4)	10	2	8	60.1	20.2	117.3
LATER CHILDHOOD (5-14)	14	5	9	32.2	18.9	52.6
ADOLESCENCE (15-19)	22	15	7	74.4	85.0	58.8
EARLY ADULTHOOD (20-29)	81	43	38	146.8	124.6	183.7
YOUNG ADULTHOOD (30-44)	158	73	85	306.6	207.5	519.7
MIDDLE ADULTHOOD (45-59)	343	216	122	915.0	789.3	1205.2
LATER ADULTHOOD (60-74)	711	456	250	2750.9	2556.2	3122.3
OLDER ADULTHOOD (>74)	827	553	274	9533.1	9189.1	10312.4
Cause of Death						
Infectious and Parasitic Diseases (001-139)	76	37	39	27.8	20.8	40.7
Neoplasms (140-239)	478	308	167	174.8	173.3	174.4
Malignant Neoplasms (140-208)	467	300	164	170.8	168.8	171.3
Stomach (151)	14	7	7	5.1	3.9	7.3
Colon (153)	36	22	12	13.2	12.4	12.5
Pancreas (157)	32	23	9	11.7	12.9	9.4
Trachea, Bronchus and Lung (162)	140	96	44	51.2	54.0	46.0
Breast (174-175)	28	12	16	10.2	6.8	16.7
Ovary (183)	11	11	0	4.0	6.2	0.0
Prostate (185)	29	8	21	10.6	4.5	21.9
Leukemia (204-208)	18	14	4	6.6	7.9	4.2
All Other Malignant Sites	159	107	51	58.1	60.2	53.3
Endocrine, Nutritional and Metabolic Diseases (240-279)	70	33	37	25.6	18.6	38.6
Diabetes Mellitus (250)	35	14	21	12.8	7.9	21.9
Diseases of Blood and Blood-Forming Organs (280-289)	8	4	4	2.9	2.3	4.2
Mental Disorders (290-319)	41	33	8	15.0	18.6	8.4
Diseases of the Nervous System and Sense Organs (320-389)	35	22	13	12.8	12.4	13.6
Diseases of the Circulatory System (390-459)	878	569	304	321.1	320.2	317.6
Hypertensive Diseases (401-405)	42	19	23	15.4	10.7	24.0
Ischaemic Heart Disease (410-414)	449	322	125	164.2	181.2	130.6
Acute Myocardial Infarction (410)	246	178	68	90.0	100.2	71.0
Other Forms of Heart Disease (420-429)	202	114	87	73.9	64.2	90.9
Cerebrovascular Disease (430-438)	148	87	59	54.1	49.0	61.6
Diseases of The Arteries And Capillaries (440-448)	18	14	4	6.6	7.9	4.2

SELECTED VITAL STATISTICS BY RACE, BY METROPOLITAN STATISTICAL AREA, 1988

ITEM	AUGUSTA MSA					
	NUMBER			RATE		
	Total	White	Black	Total	White	Black
Cause of Death (Continued)						
Diseases of The Respiratory System (460-519)	180	117	61	65.8	65.8	63.7
Influenza and Pneumonia (480-487)	79	56	22	28.9	31.5	23.0
Chronic Obstructive Pulmonary Disease (490-496)	59	41	17	21.6	23.1	17.8
Diseases of The Digestive System (520-579)	79	59	20	28.9	33.2	20.9
Chronic Liver Disease And Cirrhosis (571)	17	14	3	6.2	7.9	3.1
Disease of The Genitourinary System (580-629)	56	24	32	20.5	13.5	33.4
Complications Of Pregnancy, Childbirth, And The Puerperium (630-676)	0	0	0	0.0	0.0	0.0
Diseases Of The Skin (680-709)	7	4	3	2.6	2.3	3.1
Diseases Of The Musculoskeletal System (710-739)	7	2	5	2.6	1.1	5.2
Congenital Anomalies (740-759)	16	9	6	5.9	5.1	6.3
Certain Conditions Originating In The Perinatal Period (760-779)	41	13	28	15.0	7.3	29.2
Disorders Relating To Short Gestation (765)	7	2	5	2.6	1.1	5.2
Symptoms, Signs, and Ill Defined Conditions (780-799)	49	31	18	17.9	17.4	18.8
SIDS (798)	7	4	3	2.6	2.3	3.1
Injury And Poisoning (E800-E999)	214	124	90	78.3	69.8	94.0
Motor Vehicle Accidents (E810-E825)	72	50	22	26.3	28.1	23.0
All Other Accidents (E800-E807, E826-E949)	62	28	34	22.7	15.8	35.5
Suicides (E950-E959)	35	30	5	12.8	16.9	5.2
Homicides (E960-E969)	41	13	28	15.0	7.3	29.2

SELECTED VITAL STATISTICS BY RACE, BY METROPOLITAN STATISTICAL AREA, 1988

ITEM	CHATTANOOGA MSA					
	NUMBER			RATE		
	Total	White	Black	Total	White	Black
TOTAL DEATHS	1033	990	41	9.0	8.9	12.3
Lifestages						
INFANCY (<1)	15	14	1	9.5	9.0	32.3
NEONATAL	6	6	0	3.8	3.9	0.0
POST-NEONATAL	9	8	1	5.7	5.2	32.3
EARLY CHILDHOOD (1-4)	3	3	0	42.9	44.5	0.0
LATER CHILDHOOD (5-14)	3	3	0	15.8	16.3	0.0
ADOLESCENCE (15-19)	7	7	0	68.8	71.2	0.0
EARLY ADULTHOOD (20-29)	27	23	4	150.7	132.4	731.3
YOUNG ADULTHOOD (30-44)	50	48	2	213.4	209.8	361.0
MIDDLE ADULTHOOD (45-59)	134	125	8	773.0	739.5	1851.9
LATER ADULTHOOD (60-74)	351	337	13	2532.3	2501.1	3359.2
OLDER ADULTHOOD (>74)	443	430	13	9231.1	9307.4	7262.6
Cause of Death						
Infectious and Parasitic Diseases (001-139)	13	12	1	11.3	10.7	29.9
Neoplasms (140-239)	250	239	9	217.2	213.9	269.1
Malignant Neoplasms (140-208)	246	235	9	213.7	210.3	269.1
Stomach (151)	3	3	0	2.6	2.7	0.0
Colon (153)	21	19	1	18.2	17.0	29.9
Pancreas (157)	15	13	2	13.0	11.6	59.8
Trachea, Bronchus and Lung (162)	88	84	3	76.5	75.2	89.7
Breast (174-175)	17	16	1	14.8	14.3	29.9
Ovary (183)	7	7	0	6.1	6.3	0.0
Prostate (185)	19	19	0	16.5	17.0	0.0
Leukemia (204-208)	3	3	0	2.6	2.7	0.0
All Other Malignant Sites	73	71	2	63.4	63.5	59.8
Endocrine, Nutritional and Metabolic Diseases (240-279)	34	31	3	29.5	27.7	89.7
Diabetes Mellitus (250)	24	23	1	20.9	20.6	29.9
Diseases of Blood and Blood-Forming Organs (280-289)	6	6	0	5.2	5.4	0.0
Mental Disorders (290-319)	7	7	0	6.1	6.3	0.0
Diseases of the Nervous System and Sense Organs (320-389)	22	22	0	19.1	19.7	0.0
Diseases of the Circulatory System (390-459)	438	423	15	380.6	378.5	448.6
Hypertensive Diseases (401-405)	9	8	1	7.8	7.2	29.9
Ischaemic Heart Disease (410-414)	220	217	3	191.2	194.2	89.7
Acute Myocardial Infarction (410)	147	145	2	127.7	129.8	59.8
Other Forms of Heart Disease (420-429)	109	101	8	94.7	90.4	239.2
Cerebrovascular Disease (430-438)	77	74	3	66.9	66.2	89.7
Diseases of The Arteries And Capillaries (440-448)	15	15	0	13.0	13.4	0.0

SELECTED VITAL STATISTICS BY RACE, BY METROPOLITAN STATISTICAL AREA, 1988

ITEM	CHATTANOOGA MSA					
	NUMBER			RATE		
	Total	White	Black	Total	White	Black
Cause of Death (Continued)						
Diseases of The Respiratory System (460-519)	98	93	5	85.2	83.2	149.5
Influenza and Pneumonia (480-487)	34	33	1	29.5	29.5	29.9
Chronic Obstructive Pulmonary Disease (490-496)	56	52	4	48.7	46.5	119.6
Diseases of The Digestive System (520-579)	40	39	1	34.8	34.9	29.9
Chronic Liver Disease And Cirrhosis (571)	8	7	1	7.0	6.3	29.9
Disease of The Genitourinary System (580-629)	23	23	0	20.0	20.6	0.0
Complications Of Pregnancy, Childbirth, And The Puerperium (630-676)	0	0	0	0.0	0.0	0.0
Diseases Of The Skin (680-709)	0	0	0	0.0	0.0	0.0
Diseases Of The Musculoskeletal System (710-739)	5	5	0	4.3	4.5	0.0
Congenital Anomalies (740-759)	6	6	0	5.2	5.4	0.0
Certain Conditions Originating In The Perinatal Period (760-779)	6	6	0	5.2	5.4	0.0
Disorders Relating To Short Gestation (765)	0	0	0	0.0	0.0	0.0
Symptoms, Signs, and Ill Defined Conditions (780-799)	4	4	0	3.5	3.6	0.0
SIDS (798)	2	2	0	1.7	1.8	0.0
Injury And Poisoning (E800-E999)	81	74	7	70.4	66.2	209.3
Motor Vehicle Accidents (E810-E825)	38	35	3	33.0	31.3	89.7
All Other Accidents (E800-E807, E826-E949)	27	24	3	23.5	21.5	89.7
Suicides (E950-E959)	14	14	0	12.2	12.5	0.0
Homicides (E960-E969)	2	1	1	1.7	0.9	29.9

SELECTED VITAL STATISTICS BY RACE, BY METROPOLITAN STATISTICAL AREA, 1988

ITEM	COLUMBUS MSA					
	NUMBER			RATE		
	Total	White	Black	Total	White	Black
TOTAL DEATHS	1675	1023	638	7.4	7.1	7.7
Lifestages						
INFANCY (<1)	55	20	35	14.8	9.9	21.5
NEONATAL	39	9	30	10.5	4.4	18.4
POST-NEONATAL	16	11	5	4.3	5.4	3.1
EARLY CHILDHOOD (1-4)	12	6	6	83.1	75.3	91.6
LATER CHILDHOOD (5-14)	3	1	1	8.5	4.9	6.7
ADOLESCENCE (15-19)	8	4	4	30.6	24.5	41.0
EARLY ADULTHOOD (20-29)	45	24	21	92.7	82.3	108.3
YOUNG ADULTHOOD (30-44)	100	46	53	252.2	177.6	385.6
MIDDLE ADULTHOOD (45-59)	234	117	113	744.7	525.2	1235.6
LATER ADULTHOOD (60-74)	587	370	213	2856.6	2524.0	3616.3
OLDER ADULTHOOD (>74)	631	435	192	10120.3	9673.1	11047.2
Cause of Death						
Infectious and Parasitic Diseases (001-139)	32	20	12	14.2	14.0	14.5
Neoplasms (140-239)	344	211	128	152.3	147.4	154.6
Malignant Neoplasms (140-208)	340	210	125	150.5	146.7	151.0
Stomach (151)	5	3	2	2.2	2.1	2.4
Colon (153)	32	20	12	14.2	14.0	14.5
Pancreas (157)	15	8	7	6.6	5.6	8.5
Trachea, Bronchus and Lung (162)	100	71	27	44.3	49.6	32.6
Breast (174-175)	21	11	10	9.3	7.7	12.1
Ovary (183)	11	9	2	4.9	6.3	2.4
Prostate (185)	28	10	18	12.4	7.0	21.7
Leukemia (204-208)	10	8	2	4.4	5.6	2.4
All Other Malignant Sites	118	70	45	52.2	48.9	54.4
Endocrine, Nutritional and Metabolic Diseases (240-279)	67	33	34	29.7	23.1	41.1
Diabetes Mellitus (250)	52	25	27	23.0	17.5	32.6
Diseases of Blood and Blood-Forming Organs (280-289)	5	3	2	2.2	2.1	2.4
Mental Disorders (290-319)	32	24	8	14.2	16.8	9.7
Diseases of the Nervous System and Sense Organs (320-389)	24	17	6	10.6	11.9	7.2
Diseases of the Circulatory System (390-459)	721	450	266	319.1	314.4	321.3
Hypertensive Diseases (401-405)	32	16	16	14.2	11.2	19.3
Ischaemic Heart Disease (410-414)	350	225	124	154.9	157.2	149.8
Acute Myocardial Infarction (410)	154	111	43	68.2	77.5	51.9
Other Forms of Heart Disease (420-429)	171	101	67	75.7	70.6	80.9
Cerebrovascular Disease (430-438)	113	70	42	50.0	48.9	50.7
Diseases of The Arteries And Capillaries (440-448)	35	28	7	15.5	19.6	8.5

SELECTED VITAL STATISTICS BY RACE, BY METROPOLITAN STATISTICAL AREA, 1988

ITEM	COLUMBUS MSA					
	NUMBER			RATE		
	Total	White	Black	Total	White	Black
Cause of Death (Continued)						
Diseases of The Respiratory System (460-519)	146	105	41	64.6	73.4	49.5
Influenza and Pneumonia (480-487)	58	35	23	25.7	24.5	27.8
Chronic Obstructive Pulmonary Disease (490-496)	67	55	12	29.7	38.4	14.5
Diseases of The Digestive System (520-579)	64	43	21	28.3	30.0	25.4
Chronic Liver Disease And Cirrhosis (571)	24	14	10	10.6	9.8	12.1
Disease of The Genitourinary System (580-629)	40	19	21	17.7	13.3	25.4
Complications Of Pregnancy, Childbirth, And The Puerperium (630-676)	0	0	0	0.0	0.0	0.0
Diseases Of The Skin (680-709)	4	1	3	1.8	0.7	3.6
Diseases Of The Musculoskeletal System (710-739)	8	2	6	3.5	1.4	7.2
Congenital Anomalies (740-759)	11	7	4	4.9	4.9	4.8
Certain Conditions Originating In The Perinatal Period (760-779)	33	6	27	14.6	4.2	32.6
Disorders Relating To Short Gestation (765)	13	1	12	5.8	0.7	14.5
Symptoms, Signs, and Ill Defined Conditions (780-799)	19	13	5	8.4	9.1	6.0
SIDS (798)	1	1	0	0.4	0.7	0.0
Injury And Poisoning (E800-E999)	125	69	54	55.3	48.2	65.2
Motor Vehicle Accidents (E810-E825)	30	23	5	13.3	16.1	6.0
All Other Accidents (E800-E807, E826-E949)	36	19	17	15.9	13.3	20.5
Suicides (E950-E959)	29	18	11	12.8	12.6	13.3
Homicides (E960-E969)	26	7	19	11.5	4.9	23.0

SELECTED VITAL STATISTICS BY RACE, BY METROPOLITAN STATISTICAL AREA, 1988

ITEM	MACON MSA					
	NUMBER			RATE		
	Total	White	Black	Total	White	Black
TOTAL DEATHS	2447	1566	877	8.3	8.1	8.7
Lifestages						
INFANCY (<1)	71	26	45	15.8	10.1	23.9
NEONATAL	52	17	35	11.6	6.6	18.6
POST-NEONATAL	19	9	10	4.2	3.5	5.3
EARLY CHILDHOOD (1-4)	9	4	5	49.7	39.0	63.5
LATER CHILDHOOD (5-14)	8	1	7	16.2	3.4	35.0
ADOLESCENCE (15-19)	18	8	10	61.9	45.5	87.0
EARLY ADULTHOOD (20-29)	66	35	30	126.6	104.4	161.0
YOUNG ADULTHOOD (30-44)	131	53	78	231.8	133.5	464.2
MIDDLE ADULTHOOD (45-59)	341	201	139	764.0	607.9	1201.3
LATER ADULTHOOD (60-74)	846	548	297	2790.6	2573.4	3292.3
OLDER ADULTHOOD (>74)	957	690	266	9339.3	9684.2	8520.2
Cause of Death						
Infectious and Parasitic Diseases (001-139)	55	31	24	18.7	15.9	23.9
Neoplasms (140-239)	516	340	175	175.0	174.9	174.3
Malignant Neoplasms (140-208)	507	333	173	172.0	171.3	172.3
Stomach (151)	17	7	10	5.8	3.6	10.0
Colon (153)	50	37	13	17.0	19.0	12.9
Pancreas (157)	19	10	9	6.4	5.1	9.0
Trachea, Bronchus and Lung (162)	143	107	36	48.5	55.0	35.9
Breast (174-175)	45	30	15	15.3	15.4	14.9
Ovary (183)	10	7	3	3.4	3.6	3.0
Prostate (185)	36	19	17	12.2	9.8	16.9
Leukemia (204-208)	15	11	4	5.1	5.7	4.0
All Other Malignant Sites	172	105	66	58.3	54.0	65.7
Endocrine, Nutritional and Metabolic Diseases (240-279)	78	39	39	26.5	20.1	38.8
Diabetes Mellitus (250)	57	29	28	19.3	14.9	27.9
Diseases of Blood and Blood-Forming Organs (280-289)	13	7	6	4.4	3.6	6.0
Mental Disorders (290-319)	18	10	8	6.1	5.1	8.0
Diseases of the Nervous System and Sense Organs (320-389)	36	22	14	12.2	11.3	13.9
Diseases of the Circulatory System (390-459)	1075	709	365	364.6	364.7	363.6
Hypertensive Diseases (401-405)	42	22	20	14.2	11.3	19.9
Ischaemic Heart Disease (410-414)	499	362	136	169.3	186.2	135.5
Acute Myocardial Infarction (410)	328	224	103	111.3	115.2	102.6
Other Forms of Heart Disease (420-429)	242	132	110	82.1	67.9	109.6
Cerebrovascular Disease (430-438)	208	136	72	70.6	70.0	71.7
Diseases of The Arteries And Capillaries (440-448)	63	47	16	21.4	24.2	15.9

SELECTED VITAL STATISTICS BY RACE, BY METROPOLITAN STATISTICAL AREA, 1988

ITEM	MACON MSA					
	NUMBER			RATE		
	Total	White	Black	Total	White	Black
Cause of Death (Continued)						
Diseases of The Respiratory System (460-519)	186	137	48	63.1	70.5	47.8
Influenza and Pneumonia (480-487)	57	37	20	19.3	19.0	19.9
Chronic Obstructive Pulmonary Disease (490-496)	94	77	16	31.9	39.6	15.9
Diseases of The Digestive System (520-579)	124	75	49	42.1	38.6	48.8
Chronic Liver Disease And Cirrhosis (571)	46	29	17	15.6	14.9	16.9
Disease of The Genitourinary System (580-629)	56	31	25	19.0	15.9	24.9
Complications Of Pregnancy, Childbirth, And The Puerperium (630-676)	1	0	1	0.3	0.0	1.0
Diseases Of The Skin (680-709)	6	4	2	2.0	2.1	2.0
Diseases Of The Musculoskeletal System (710-739)	8	5	3	2.7	2.6	3.0
Congenital Anomalies (740-759)	14	11	3	4.7	5.7	3.0
Certain Conditions Originating In The Perinatal Period (760-779)	48	13	35	16.3	6.7	34.9
Disorders Relating To Short Gestation (765)	11	1	10	3.7	0.5	10.0
Symptoms, Signs, and Ill Defined Conditions (780-799)	18	15	3	6.1	7.7	3.0
SIDS (798)	6	5	1	2.0	2.6	1.0
Injury And Poisoning (E800-E999)	195	117	77	66.1	60.2	76.7
Motor Vehicle Accidents (E810-E825)	69	49	20	23.4	25.2	19.9
All Other Accidents (E800-E807, E826-E949)	49	24	24	16.6	12.3	23.9
Suicides (E950-E959)	41	32	9	13.9	16.5	9.0
Homicides (E960-E969)	33	11	22	11.2	5.7	21.9

SELECTED VITAL STATISTICS BY RACE, BY METROPOLITAN STATISTICAL AREA, 1988

ITEM	SAVANNAH MSA					
	NUMBER			RATE		
	Total	White	Black	Total	White	Black
TOTAL DEATHS	2272	1392	875	9.3	9.1	9.5
Lifestages						
INFANCY (<1)	69	27	42	16.2	12.2	21.0
NEONATAL	46	16	30	10.8	7.3	15.0
POST-NEONATAL	23	11	12	5.4	5.0	6.0
EARLY CHILDHOOD (1-4)	8	1	7	51.1	11.7	97.7
LATER CHILDHOOD (5-14)	11	4	7	28.0	18.5	39.5
ADOLESCENCE (15-19)	13	9	4	56.6	69.6	39.8
EARLY ADULTHOOD (20-29)	63	28	34	141.8	102.0	200.2
YOUNG ADULTHOOD (30-44)	142	67	75	319.1	221.9	523.8
MIDDLE ADULTHOOD (45-59)	262	141	120	744.4	581.1	1097.8
LATER ADULTHOOD (60-74)	738	468	267	2573.0	2469.0	2744.9
OLDER ADULTHOOD (>74)	966	647	319	10018.7	10057.5	9940.8
Cause of Death						
Infectious and Parasitic Diseases (001-139)	77	33	44	31.5	21.6	47.8
Neoplasms (140-239)	492	331	159	201.1	216.9	172.7
Malignant Neoplasms (140-208)	489	329	158	199.9	215.6	171.6
Stomach (151)	11	5	6	4.5	3.3	6.5
Colon (153)	42	32	10	17.2	21.0	10.9
Pancreas (157)	26	14	11	10.6	9.2	11.9
Trachea, Bronchus and Lung (162)	151	117	34	61.7	76.7	36.9
Breast (174-175)	39	20	19	15.9	13.1	20.6
Ovary (183)	13	8	5	5.3	5.2	5.4
Prostate (185)	28	13	15	11.4	8.5	16.3
Leukemia (204-208)	20	14	6	8.2	9.2	6.5
All Other Malignant Sites	159	106	52	65.0	69.5	56.5
Endocrine, Nutritional and Metabolic Diseases (240-279)	61	26	35	24.9	17.0	38.0
Diabetes Mellitus (250)	42	18	24	17.2	11.8	26.1
Diseases of Blood and Blood-Forming Organs (280-289)	5	2	3	2.0	1.3	3.3
Mental Disorders (290-319)	26	17	9	10.6	11.1	9.8
Diseases of the Nervous System and Sense Organs (320-389)	49	33	16	20.0	21.6	17.4
Diseases of the Circulatory System (390-459)	967	575	390	395.2	376.8	423.5
Hypertensive Diseases (401-405)	31	8	23	12.7	5.2	25.0
Ischaemic Heart Disease (410-414)	501	308	191	204.8	201.8	207.4
Acute Myocardial Infarction (410)	316	177	137	129.1	116.0	148.8
Other Forms of Heart Disease (420-429)	192	122	70	78.5	79.9	76.0
Cerebrovascular Disease (430-438)	181	103	78	74.0	67.5	84.7
Diseases of The Arteries And Capillaries (440-448)	38	26	12	15.5	17.0	13.0

SELECTED VITAL STATISTICS BY RACE, BY METROPOLITAN STATISTICAL AREA, 1988

ITEM	SAVANNAH MSA					
	NUMBER			RATE		
	Total	White	Black	Total	White	Black
Cause of Death (Continued)						
Diseases of The Respiratory System (460-519)	198	143	55	80.9	93.7	59.7
Influenza and Pneumonia (480-487)	73	36	37	29.8	23.6	40.2
Chronic Obstructive Pulmonary Disease (490-496)	97	88	9	39.6	57.7	9.8
Diseases of The Digestive System (520-579)	70	49	21	28.6	32.1	22.8
Chronic Liver Disease And Cirrhosis (571)	32	21	11	13.1	13.8	11.9
Disease of The Genitourinary System (580-629)	50	20	30	20.4	13.1	32.6
Complications Of Pregnancy, Childbirth, And The Puerperium (630-676)	0	0	0	0.0	0.0	0.0
Diseases Of The Skin (680-709)	7	4	3	2.9	2.6	3.3
Diseases Of The Musculoskeletal System (710-739)	13	10	3	5.3	6.6	3.3
Congenital Anomalies (740-759)	15	8	7	6.1	5.2	7.6
Certain Conditions Originating In The Perinatal Period (760-779)	40	15	25	16.3	9.8	27.2
Disorders Relating To Short Gestation (765)	11	3	8	4.5	2.0	8.7
Symptoms, Signs, and Ill Defined Conditions (780-799)	31	22	9	12.7	14.4	9.8
SIDS (798)	9	4	5	3.7	2.6	5.4
Injury And Poisoning (E800-E999)	171	104	66	69.9	68.2	71.7
Motor Vehicle Accidents (E810-E825)	57	35	21	23.3	22.9	22.8
All Other Accidents (E800-E807, E826-E949)	43	29	14	17.6	19.0	15.2
Suicides (E950-E959)	36	31	5	14.7	20.3	5.4
Homicides (E960-E969)	31	8	23	12.7	5.2	25.0

SELECTED VITAL STATISTICS BY RACE, BY METROPOLITAN STATISTICAL AREA, 1988

ITEM	TOTAL MSA					
	NUMBER			RATE		
	Total	White	Black	Total	White	Black
TOTAL DEATHS	29833	20765	8960	7.4	7.0	8.2
Lifestages						
INFANCY (<1)	859	380	475	12.2	8.7	18.9
NEONATAL	588	247	337	8.4	5.6	13.4
POST-NEONATAL	271	133	138	3.9	3.0	5.5
EARLY CHILDHOOD (1-4)	136	72	63	58.5	46.4	80.4
LATER CHILDHOOD (5-14)	164	87	74	24.5	18.9	35.1
ADOLESCENCE (15-19)	301	195	103	78.5	73.7	86.7
EARLY ADULTHOOD (20-29)	1024	555	463	132.4	101.7	203.7
YOUNG ADULTHOOD (30-44)	2261	1226	1023	260.3	184.4	502.2
MIDDLE ADULTHOOD (45-59)	4123	2620	1476	726.7	579.4	1281.5
LATER ADULTHOOD (60-74)	9254	6616	2603	2525.0	2324.5	3179.2
OLDER ADULTHOOD (>74)	11711	9014	2680	9430.4	9205.2	10205.2
Cause of Death						
Infectious and Parasitic Diseases (001-139)	885	497	384	21.8	16.7	35.3
Neoplasms (140-239)	6513	4807	1674	160.6	161.9	154.0
Malignant Neoplasms (140-208)	6403	4717	1654	157.9	158.9	152.1
Stomach (151)	135	76	57	3.3	2.6	5.2
Colon (153)	540	419	117	13.3	14.1	10.8
Pancreas (157)	289	203	85	7.1	6.8	7.8
Trachea, Bronchus and Lung (162)	1884	1499	378	46.4	50.5	34.8
Breast (174-175)	571	399	169	14.1	13.4	15.5
Ovary (183)	159	130	28	3.9	4.4	2.6
Prostate (185)	416	255	161	10.3	8.6	14.8
Leukemia (204-208)	221	172	48	5.4	5.8	4.4
All Other Malignant Sites	2188	1564	611	53.9	52.7	56.2
Endocrine, Nutritional and Metabolic Diseases (240-279)	814	484	328	20.1	16.3	30.2
Diabetes Mellitus (250)	549	322	225	13.5	10.8	20.7
Diseases of Blood and Blood-Forming Organs (280-289)	126	86	40	3.1	2.9	3.7
Mental Disorders (290-319)	463	297	165	11.4	10.0	15.2
Diseases of the Nervous System and Sense Organs (320-389)	545	413	131	13.4	13.9	12.0
Diseases of the Circulatory System (390-459)	12165	8747	3384	299.9	294.6	311.2
Hypertensive Diseases (401-405)	615	292	321	15.2	9.8	29.5
Ischaemic Heart Disease (410-414)	5554	4384	1157	136.9	147.7	106.4
Acute Myocardial Infarction (410)	3209	2507	693	79.1	84.4	63.7
Other Forms of Heart Disease (420-429)	3058	2005	1043	75.4	67.5	95.9
Cerebrovascular Disease (430-438)	2182	1508	665	53.8	50.8	61.2
Diseases of The Arteries And Capillaries (440-448)	483	394	89	11.9	13.3	8.2

SELECTED VITAL STATISTICS BY RACE, BY METROPOLITAN STATISTICAL AREA, 1988

ITEM	TOTAL MSA					
	NUMBER			RATE		
	Total	White	Black	Total	White	Black
Cause of Death (Continued)						
Diseases of The Respiratory System (460-519)	2375	1784	586	58.6	60.1	53.9
Influenza and Pneumonia (480-487)	912	637	272	22.5	21.5	25.0
Chronic Obstructive Pulmonary Disease (490-496)	1070	887	181	26.4	29.9	16.6
Diseases of The Digestive System (520-579)	1117	813	304	27.5	27.4	28.0
Chronic Liver Disease And Cirrhosis (571)	360	249	111	8.9	8.4	10.2
Disease of The Genitourinary System (580-629)	645	339	305	15.9	11.4	28.1
Complications Of Pregnancy, Childbirth, And The Puerperium (630-676)	7	0	7	0.2	0.0	0.6
Diseases Of The Skin (680-709)	90	50	40	2.2	1.7	3.7
Diseases Of The Musculoskeletal System (710-739)	104	72	32	2.6	2.4	2.9
Congenital Anomalies (740-759)	225	145	79	5.5	4.9	7.3
Certain Conditions Originating In The Perinatal Period (760-779)	470	174	293	11.6	5.9	26.9
Disorders Relating To Short Gestation (765)	104	28	74	2.6	0.9	6.8
Symptoms, Signs, and Ill Defined Conditions (780-799)	380	219	159	9.4	7.4	14.6
SIDS (798)	94	51	43	2.3	1.7	4.0
Injury And Poisoning (E800-E999)	2909	1838	1049	71.7	61.9	96.5
Motor Vehicle Accidents (E810-E825)	943	697	236	23.2	23.5	21.7
All Other Accidents (E800-E807, E826-E949)	761	478	278	18.8	16.1	25.6
Suicides (E950-E959)	574	473	99	14.2	15.9	9.1
Homicides (E960-E969)	577	157	415	14.2	5.3	38.2

SELECTED VITAL STATISTICS BY RACE, BY METROPOLITAN STATISTICAL AREA, 1988

ITEM	TOTAL NON-MSA					
	NUMBER			RATE		
	Total	White	Black	Total	White	Black
TOTAL DEATHS	21760	16125	5608	9.5	9.7	9.0
Lifestages						
INFANCY (<1)	483	233	248	13.6	10.0	20.5
NEONATAL	305	146	157	8.6	6.3	13.0
POST-NEONATAL	178	87	91	5.0	3.7	7.5
EARLY CHILDHOOD (1-4)	84	48	36	58.7	51.3	72.1
LATER CHILDHOOD (5-14)	134	82	51	34.1	31.4	38.7
ADOLESCENCE (15-19)	225	169	56	100.6	113.2	75.3
EARLY ADULTHOOD (20-29)	569	337	228	152.5	126.7	212.7
YOUNG ADULTHOOD (30-44)	1166	715	445	283.0	223.1	486.1
MIDDLE ADULTHOOD (45-59)	2587	1799	785	795.5	700.9	1145.8
LATER ADULTHOOD (60-74)	6774	5027	1741	2397.7	2286.6	2777.9
OLDER ADULTHOOD (>74)	9738	7715	2018	9660.8	9869.6	8917.4
Cause of Death						
Infectious and Parasitic Diseases (001-139)	363	225	138	15.9	13.5	22.2
Neoplasms (140-239)	4529	3517	1003	197.9	210.8	161.6
Malignant Neoplasms (140-208)	4450	3463	978	194.4	207.6	157.6
Stomach (151)	90	52	38	3.9	3.1	6.1
Colon (153)	344	273	71	15.0	16.4	11.4
Pancreas (157)	235	186	49	10.3	11.1	7.9
Trachea, Bronchus and Lung (162)	1331	1091	237	58.1	65.4	38.2
Breast (174-175)	347	268	77	15.2	16.1	12.4
Ovary (183)	100	84	15	4.4	5.0	2.4
Prostate (185)	284	181	103	12.4	10.8	16.6
Leukemia (204-208)	173	141	31	7.6	8.5	5.0
All Other Malignant Sites	1546	1187	357	67.5	71.1	57.5
Endocrine, Nutritional and Metabolic Diseases (240-279)	523	331	191	22.8	19.8	30.8
Diabetes Mellitus (250)	362	235	126	15.8	14.1	20.3
Diseases of Blood and Blood-Forming Organs (280-289)	94	57	37	4.1	3.4	6.0
Mental Disorders (290-319)	217	149	68	9.5	8.9	11.0
Diseases of the Nervous System and Sense Organs (320-389)	335	260	74	14.6	15.6	11.9
Diseases of the Circulatory System (390-459)	9983	7445	2532	436.1	446.2	408.0
Hypertensive Diseases (401-405)	312	165	147	13.6	9.9	23.7
Ischaemic Heart Disease (410-414)	4737	3810	923	206.9	228.4	148.7
Acute Myocardial Infarction (410)	3162	2532	627	138.1	151.8	101.0
Other Forms of Heart Disease (420-429)	2445	1710	734	106.8	102.5	118.3
Cerebrovascular Disease (430-438)	1854	1286	567	81.0	77.1	91.4
Diseases of The Arteries And Capillaries (440-448)	412	312	100	18.0	18.7	16.1

SELECTED VITAL STATISTICS BY RACE, BY METROPOLITAN STATISTICAL AREA, 1988

ITEM	TOTAL NON-MSA					
	NUMBER			RATE		
	Total	White	Black	Total	White	Black
Cause of Death (Continued)						
Diseases of The Respiratory System (460-519)	1848	1508	338	80.7	90.4	54.5
Influenza and Pneumonia (480-487)	741	577	162	32.4	34.6	26.1
Chronic Obstructive Pulmonary Disease (490-496)	774	665	109	33.8	39.9	17.6
Diseases of The Digestive System (520-579)	738	557	181	32.2	33.4	29.2
Chronic Liver Disease And Cirrhosis (571)	224	172	52	9.8	10.3	8.4
Disease of The Genitourinary System (580-629)	426	268	158	18.6	16.1	25.5
Complications Of Pregnancy, Childbirth, And The Puerperium (630-676)	2	1	1	0.1	0.1	0.2
Diseases Of The Skin (680-709)	54	35	19	2.4	2.1	3.1
Diseases Of The Musculoskeletal System (710-739)	95	72	23	4.2	4.3	3.7
Congenital Anomalies (740-759)	123	84	38	5.4	5.0	6.1
Certain Conditions Originating In The Perinatal Period (760-779)	235	96	138	10.3	5.8	22.2
Disorders Relating To Short Gestation (765)	44	17	26	1.9	1.0	4.2
Symptoms, Signs, and Ill Defined Conditions (780-799)	233	156	77	10.2	9.3	12.4
SIDS (798)	76	42	34	3.3	2.5	5.5
Injury And Poisoning (E800-E999)	1962	1364	592	85.7	81.8	95.4
Motor Vehicle Accidents (E810-E825)	800	596	202	34.9	35.7	32.5
All Other Accidents (E800-E807, E826-E949)	620	415	204	27.1	24.9	32.9
Suicides (E950-E959)	276	231	43	12.1	13.8	6.9
Homicides (E960-E969)	220	92	127	9.6	5.5	20.5

ANNUAL REPORT
OF THE
GEORGIA STATE BOARD
OF HEALTH
FOR 1923
ATLANTA, GA.



STEIN PRINTING CO.,
ATLANTA, GA.
1924

FIGURE 2

COUNTY TABLES

SELECTED VITAL STATISTICS BY RACE, BY COUNTY, 1988

ITEM	APPLING					
	NUMBER			RATE		
	Total	White	Black	Total	White	Black
TOTAL DEATHS	131	117	14	7.5	8.4	3.9
Lifestages						
INFANCY (<1)	2	2	0	9.3	13.3	0.0
NEONATAL	2	2	0	9.3	13.3	0.0
POST-NEONATAL	0	0	0	0.0	0.0	0.0
EARLY CHILDHOOD (1-4)	0	0	0	0.0	0.0	0.0
LATER CHILDHOOD (5-14)	1	1	0	29.4	40.0	0.0
ADOLESCENCE (15-19)	5	4	1	294.6	314.7	234.7
EARLY ADULTHOOD (20-29)	6	6	0	211.7	266.9	0.0
YOUNG ADULTHOOD (30-44)	9	8	1	277.7	294.6	190.5
MIDDLE ADULTHOOD (45-59)	15	14	1	642.1	709.2	276.2
LATER ADULTHOOD (60-74)	41	37	4	2192.5	2309.6	1492.5
OLDER ADULTHOOD (>74)	52	45	7	7975.5	8211.7	6730.8
Cause of Death						
Infectious and Parasitic Diseases (001-139)	1	0	1	5.7	0.0	27.8
Neoplasms (140-239)	23	22	1	131.0	157.5	27.8
Malignant Neoplasms (140-208)	23	22	1	131.0	157.5	27.8
Stomach (151)	0	0	0	0.0	0.0	0.0
Colon (153)	1	1	0	5.7	7.2	0.0
Pancreas (157)	1	1	0	5.7	7.2	0.0
Trachea, Bronchus and Lung (162)	4	3	1	22.8	21.5	27.8
Breast (174-175)	1	1	0	5.7	7.2	0.0
Ovary (183)	1	1	0	5.7	7.2	0.0
Prostate (185)	2	2	0	11.4	14.3	0.0
Leukemia (204-208)	1	1	0	5.7	7.2	0.0
All Other Malignant Sites	12	12	0	68.3	85.9	0.0
Endocrine, Nutritional and Metabolic Diseases (240-279)	1	1	0	5.7	7.2	0.0
Diabetes Mellitus (250)	1	1	0	5.7	7.2	0.0
Diseases of Blood and Blood-Forming Organs (280-289)	0	0	0	0.0	0.0	0.0
Mental Disorders (290-319)	1	1	0	5.7	7.2	0.0
Diseases of the Nervous System and Sense Organs (320-389)	0	0	0	0.0	0.0	0.0
Diseases of the Circulatory System (390-459)	66	57	9	375.8	408.0	250.5
Hypertensive Diseases (401-405)	1	0	1	5.7	0.0	27.8
Ischaemic Heart Disease (410-414)	39	35	4	222.1	250.6	111.3
Acute Myocardial Infarction (410)	33	29	4	187.9	207.6	111.3
Other Forms of Heart Disease (420-429)	9	9	0	51.2	64.4	0.0
Cerebrovascular Disease (430-438)	12	9	3	68.3	64.4	83.5
Diseases of The Arteries And Capillaries (440-448)	3	3	0	17.1	21.5	0.0

SELECTED VITAL STATISTICS BY RACE, BY COUNTY, 1988

ITEM	APPLING					
	NUMBER			RATE		
	Total	White	Black	Total	White	Black
Cause of Death (Continued)						
Diseases of The Respiratory System (460-519)	6	5	1	34.2	35.8	27.8
Influenza and Pneumonia (480-487)	3	3	0	17.1	21.5	0.0
Chronic Obstructive Pulmonary Disease (490-496)	3	2	1	17.1	14.3	27.8
Diseases of The Digestive System (520-579)	7	7	0	39.9	50.1	0.0
Chronic Liver Disease And Cirrhosis (571)	2	2	0	11.4	14.3	0.0
Disease of The Genitourinary System (580-629)	3	2	1	17.1	14.3	27.8
Complications Of Pregnancy, Childbirth, And The Puerperium (630-676)	0	0	0	0.0	0.0	0.0
Diseases Of The Skin (680-709)	0	0	0	0.0	0.0	0.0
Diseases Of The Musculoskeletal System (710-739)	1	1	0	5.7	7.2	0.0
Congenital Anomalies (740-759)	0	0	0	0.0	0.0	0.0
Certain Conditions Originating In The Perinatal Period (760-779)	2	2	0	11.4	14.3	0.0
Disorders Relating To Short Gestation (765)	0	0	0	0.0	0.0	0.0
Symptoms, Signs, and Ill Defined Conditions (780-799)	0	0	0	0.0	0.0	0.0
SIDS (798)	0	0	0	0.0	0.0	0.0
Injury And Poisoning (E800-E999)	20	19	1	113.9	136.0	27.8
Motor Vehicle Accidents (E810-E825)	11	10	1	62.6	71.6	27.8
All Other Accidents (E800-E807, E826-E949)	3	3	0	17.1	21.5	0.0
Suicides (E950-E959)	6	6	0	34.2	43.0	0.0
Homicides (E960-E969)	0	0	0	0.0	0.0	0.0

SELECTED VITAL STATISTICS BY RACE, BY COUNTY, 1988

ITEM	ATKINSON					
	NUMBER			RATE		
	Total	White	Black	Total	White	Black
TOTAL DEATHS	62	46	16	8.9	9.2	8.3
Lifestages						
INFANCY (<1)	2	1	1	17.2	11.9	31.2
NEONATAL	0	0	0	0.0	0.0	0.0
POST-NEONATAL	2	1	1	17.2	11.9	31.2
EARLY CHILDHOOD (1-4)	1	0	1	205.8	0.0	537.6
LATER CHILDHOOD (5-14)	0	0	0	0.0	0.0	0.0
ADOLESCENCE (15-19)	0	0	0	0.0	0.0	0.0
EARLY ADULTHOOD (20-29)	2	0	2	194.4	0.0	680.3
YOUNG ADULTHOOD (30-44)	2	2	0	160.1	206.2	0.0
MIDDLE ADULTHOOD (45-59)	7	4	3	771.8	580.6	1376.1
LATER ADULTHOOD (60-74)	21	15	6	2413.8	2155.2	3448.3
OLDER ADULTHOOD (>74)	27	24	3	11203.3	12121.2	6976.7
Cause of Death						
Infectious and Parasitic Diseases (001-139)	2	1	1	28.8	19.9	52.1
Neoplasms (140-239)	13	11	2	187.3	219.2	104.1
Malignant Neoplasms (140-208)	12	10	2	172.9	199.3	104.1
Stomach (151)	0	0	0	0.0	0.0	0.0
Colon (153)	0	0	0	0.0	0.0	0.0
Pancreas (157)	1	1	0	14.4	19.9	0.0
Trachea, Bronchus and Lung (162)	4	4	0	57.6	79.7	0.0
Breast (174-175)	0	0	0	0.0	0.0	0.0
Ovary (183)	0	0	0	0.0	0.0	0.0
Prostate (185)	2	1	1	28.8	19.9	52.1
Leukemia (204-208)	1	0	1	14.4	0.0	52.1
All Other Malignant Sites	4	4	0	57.6	79.7	0.0
Endocrine, Nutritional and Metabolic Diseases (240-279)	2	1	1	28.8	19.9	52.1
Diabetes Mellitus (250)	0	0	0	0.0	0.0	0.0
Diseases of Blood and Blood-Forming Organs (280-289)	0	0	0	0.0	0.0	0.0
Mental Disorders (290-319)	0	0	0	0.0	0.0	0.0
Diseases of the Nervous System and Sense Organs (320-389)	1	1	0	14.4	19.9	0.0
Diseases of the Circulatory System (390-459)	27	21	6	389.1	418.5	312.3
Hypertensive Diseases (401-405)	1	1	0	14.4	19.9	0.0
Ischaemic Heart Disease (410-414)	10	9	1	144.1	179.4	52.1
Acute Myocardial Infarction (410)	8	7	1	115.3	139.5	52.1
Other Forms of Heart Disease (420-429)	10	6	4	144.1	119.6	208.2
Cerebrovascular Disease (430-438)	2	1	1	28.8	19.9	52.1
Diseases of The Arteries And Capillaries (440-448)	4	4	0	57.6	79.7	0.0

SELECTED VITAL STATISTICS BY RACE, BY COUNTY, 1988

ITEM	ATKINSON					
	NUMBER			RATE		
	Total	White	Black	Total	White	Black
Cause of Death (Continued)						
Diseases of The Respiratory System (460-519)						
Influenza and Pneumonia (480-487)	2	1	1	28.8	19.9	52.1
Chronic Obstructive Pulmonary Disease (490-496)	1	1	0	14.4	19.9	0.0
Diseases of The Digestive System (520-579)						
Chronic Liver Disease And Cirrhosis (571)	1	0	1	14.4	0.0	52.1
Disease of The Genitourinary System (580-629)						
	5	4	1	72.1	79.7	52.1
Complications Of Pregnancy, Childbirth, And The Puerperium (630-676)						
	0	0	0	0.0	0.0	0.0
Diseases Of The Skin (680-709)						
	0	0	0	0.0	0.0	0.0
Diseases Of The Musculoskeletal System (710-739)						
	1	1	0	14.4	19.9	0.0
Congenital Anomalies (740-759)						
	0	0	0	0.0	0.0	0.0
Certain Conditions Originating In The Perinatal Period (760-779)						
Disorders Relating To Short Gestation (765)	0	0	0	0.0	0.0	0.0
	0	0	0	0.0	0.0	0.0
Symptoms, Signs, and Ill Defined Conditions (780-799)						
SIDS (798)	2	2	0	28.8	39.9	0.0
	1	1	0	14.4	19.9	0.0
Injury And Poisoning (E800-E999)						
Motor Vehicle Accidents (E810-E825)	6	3	3	86.5	59.8	156.2
All Other Accidents (E800-E807, E826-E949)	1	1	0	14.4	19.9	0.0
Suicides (E950-E959)	2	1	1	28.8	19.9	52.1
Homicides (E960-E969)	0	0	0	0.0	0.0	0.0
	3	1	2	43.2	19.9	104.1

SELECTED VITAL STATISTICS BY RACE, BY COUNTY, 1988

ITEM	BACON					
	NUMBER			RATE		
	Total	White	Black	Total	White	Black
TOTAL DEATHS	115	93	22	11.4	10.8	14.4
Lifestages						
INFANCY (<1)	2	0	2	14.3	0.0	45.5
NEONATAL	1	0	1	7.1	0.0	22.7
POST-NEONATAL	1	0	1	7.1	0.0	22.7
EARLY CHILDHOOD (1-4)	0	0	0	0.0	0.0	0.0
LATER CHILDHOOD (5-14)	1	1	0	53.5	66.7	0.0
ADOLESCENCE (15-19)	0	0	0	0.0	0.0	0.0
EARLY ADULTHOOD (20-29)	3	2	1	197.9	155.8	431.0
YOUNG ADULTHOOD (30-44)	7	3	4	395.9	190.6	2061.9
MIDDLE ADULTHOOD (45-59)	10	8	2	672.5	596.1	1379.3
LATER ADULTHOOD (60-74)	36	29	7	2931.6	2629.2	5600.0
OLDER ADULTHOOD (>74)	56	50	6	14035.1	14285.7	12244.9
Cause of Death						
Infectious and Parasitic Diseases (001-139)	0	0	0	0.0	0.0	0.0
Neoplasms (140-239)	19	16	3	188.0	186.5	196.0
Malignant Neoplasms (140-208)	18	15	3	178.1	174.9	196.0
Stomach (151)	0	0	0	0.0	0.0	0.0
Colon (153)	2	2	0	19.8	23.3	0.0
Pancreas (157)	0	0	0	0.0	0.0	0.0
Trachea, Bronchus and Lung (162)	6	5	1	59.4	58.3	65.3
Breast (174-175)	1	1	0	9.9	11.7	0.0
Ovary (183)	1	1	0	9.9	11.7	0.0
Prostate (185)	0	0	0	0.0	0.0	0.0
Leukemia (204-208)	0	0	0	0.0	0.0	0.0
All Other Malignant Sites	8	6	2	79.1	69.9	130.6
Endocrine, Nutritional and Metabolic Diseases (240-279)	4	2	2	39.6	23.3	130.6
Diabetes Mellitus (250)	4	2	2	39.6	23.3	130.6
Diseases of Blood and Blood-Forming Organs (280-289)	0	0	0	0.0	0.0	0.0
Mental Disorders (290-319)	0	0	0	0.0	0.0	0.0
Diseases of the Nervous System and Sense Organs (320-389)	4	4	0	39.6	46.6	0.0
Diseases of the Circulatory System (390-459)	53	46	7	524.3	536.3	457.2
Hypertensive Diseases (401-405)	0	0	0	0.0	0.0	0.0
Ischaemic Heart Disease (410-414)	30	26	4	296.8	303.1	261.3
Acute Myocardial Infarction (410)	16	15	1	158.3	174.9	65.3
Other Forms of Heart Disease (420-429)	9	6	3	89.0	69.9	196.0
Cerebrovascular Disease (430-438)	9	9	0	89.0	104.9	0.0
Diseases of The Arteries And Capillaries (440-448)	3	3	0	29.7	35.0	0.0

SELECTED VITAL STATISTICS BY RACE, BY COUNTY, 1988

ITEM	BACON					
	NUMBER			RATE		
	Total	White	Black	Total	White	Black
Cause of Death (Continued)						
Diseases of The Respiratory System (460-519)	11	10	1	108.8	116.6	65.3
Influenza and Pneumonia (480-487)	5	4	1	49.5	46.6	65.3
Chronic Obstructive Pulmonary Disease (490-496)	5	5	0	49.5	58.3	0.0
Diseases of The Digestive System (520-579)	8	6	2	79.1	69.9	130.6
Chronic Liver Disease And Cirrhosis (571)	2	2	0	19.8	23.3	0.0
Disease of The Genitourinary System (580-629)	2	1	1	19.8	11.7	65.3
Complications Of Pregnancy, Childbirth, And The Puerperium (630-676)	0	0	0	0.0	0.0	0.0
Diseases Of The Skin (680-709)	0	0	0	0.0	0.0	0.0
Diseases Of The Musculoskeletal System (710-739)	0	0	0	0.0	0.0	0.0
Congenital Anomalies (740-759)	2	2	0	19.8	23.3	0.0
Certain Conditions Originating In The Perinatal Period (760-779)	2	0	2	19.8	0.0	130.6
Disorders Relating To Short Gestation (765)	0	0	0	0.0	0.0	0.0
Symptoms, Signs, and Ill Defined Conditions (780-799)	0	0	0	0.0	0.0	0.0
SIDS (798)	0	0	0	0.0	0.0	0.0
Injury And Poisoning (E800-E999)	10	6	4	98.9	69.9	261.3
Motor Vehicle Accidents (E810-E825)	2	1	1	19.8	11.7	65.3
All Other Accidents (E800-E807, E826-E949)	3	3	0	29.7	35.0	0.0
Suicides (E950-E959)	2	1	1	19.8	11.7	65.3
Homicides (E960-E969)	3	1	2	29.7	11.7	130.6

SELECTED VITAL STATISTICS BY RACE, BY COUNTY, 1988

ITEM	BAKER					
	NUMBER			RATE		
	Total	White	Black	Total	White	Black
TOTAL DEATHS	51	29	22	13.1	14.9	11.3
Lifestages						
INFANCY (<1)	0	0	0	0.0	0.0	0.0
NEONATAL	0	0	0	0.0	0.0	0.0
POST-NEONATAL	0	0	0	0.0	0.0	0.0
EARLY CHILDHOOD (1-4)	1	1	0	324.7	877.2	0.0
LATER CHILDHOOD (5-14)	0	0	0	0.0	0.0	0.0
ADOLESCENCE (15-19)	0	0	0	0.0	0.0	0.0
EARLY ADULTHOOD (20-29)	2	0	2	344.2	0.0	651.5
YOUNG ADULTHOOD (30-44)	1	0	1	158.7	0.0	357.1
MIDDLE ADULTHOOD (45-59)	5	3	2	927.6	940.4	909.1
LATER ADULTHOOD (60-74)	14	7	7	2755.9	2356.9	3317.5
OLDER ADULTHOOD (>74)	28	18	10	14070.3	16071.4	11494.2
Cause of Death						
Infectious and Parasitic Diseases (001-139)	1	0	1	25.6	0.0	51.2
Neoplasms (140-239)	8	3	5	205.0	153.8	256.1
Malignant Neoplasms (140-208)	8	3	5	205.0	153.8	256.1
Stomach (151)	0	0	0	0.0	0.0	0.0
Colon (153)	0	0	0	0.0	0.0	0.0
Pancreas (157)	2	1	1	51.3	51.3	51.2
Trachea, Bronchus and Lung (162)	3	1	2	76.9	51.3	102.5
Breast (174-175)	0	0	0	0.0	0.0	0.0
Ovary (183)	0	0	0	0.0	0.0	0.0
Prostate (185)	0	0	0	0.0	0.0	0.0
Leukemia (204-208)	1	1	0	25.6	51.3	0.0
All Other Malignant Sites	2	0	2	51.3	0.0	102.5
Endocrine, Nutritional and Metabolic Diseases (240-279)	2	0	2	51.3	0.0	102.5
Diabetes Mellitus (250)	1	0	1	25.6	0.0	51.2
Diseases of Blood and Blood-Forming Organs (280-289)	0	0	0	0.0	0.0	0.0
Mental Disorders (290-319)	2	1	1	51.3	51.3	51.2
Diseases of the Nervous System and Sense Organs (320-389)	0	0	0	0.0	0.0	0.0
Diseases of the Circulatory System (390-459)	24	16	8	615.1	820.5	409.8
Hypertensive Diseases (401-405)	5	4	1	128.1	205.1	51.2
Ischaemic Heart Disease (410-414)	11	6	5	281.9	307.7	256.1
Acute Myocardial Infarction (410)	9	5	4	230.7	256.4	204.9
Other Forms of Heart Disease (420-429)	2	2	0	51.3	102.6	0.0
Cerebrovascular Disease (430-438)	6	4	2	153.8	205.1	102.5
Diseases of The Arteries And Capillaries (440-448)	0	0	0	0.0	0.0	0.0

SELECTED VITAL STATISTICS BY RACE, BY COUNTY, 1988

ITEM	BAKER					
	NUMBER			RATE		
	Total	White	Black	Total	White	Black
Cause of Death (Continued)						
Diseases of The Respiratory System (460-519)	6	5	1	153.8	256.4	51.2
Influenza and Pneumonia (480-487)	4	3	1	102.5	153.8	51.2
Chronic Obstructive Pulmonary Disease (490-496)	2	2	0	51.3	102.6	0.0
Diseases of The Digestive System (520-579)	1	0	1	25.6	0.0	51.2
Chronic Liver Disease And Cirrhosis (571)	0	0	0	0.0	0.0	0.0
Disease of The Genitourinary System (580-629)	1	0	1	25.6	0.0	51.2
Complications Of Pregnancy, Childbirth, And The Puerperium (630-676)	0	0	0	0.0	0.0	0.0
Diseases Of The Skin (680-709)	0	0	0	0.0	0.0	0.0
Diseases Of The Musculoskeletal System (710-739)	1	1	0	25.6	51.3	0.0
Congenital Anomalies (740-759)	0	0	0	0.0	0.0	0.0
Certain Conditions Originating In The Perinatal Period (760-779)	0	0	0	0.0	0.0	0.0
Disorders Relating To Short Gestation (765)	0	0	0	0.0	0.0	0.0
Symptoms, Signs, and Ill Defined Conditions (780-799)	0	0	0	0.0	0.0	0.0
SIDS (798)	0	0	0	0.0	0.0	0.0
Injury And Poisoning (E800-E999)	5	3	2	128.1	153.8	102.5
Motor Vehicle Accidents (E810-E825)	1	0	1	25.6	0.0	51.2
All Other Accidents (E800-E807, E826-E949)	4	3	1	102.5	153.8	51.2
Suicides (E950-E959)	0	0	0	0.0	0.0	0.0
Homicides (E960-E969)	0	0	0	0.0	0.0	0.0

SELECTED VITAL STATISTICS BY RACE, BY COUNTY, 1988

ITEM	BALDWIN					
	NUMBER			RATE		
	Total	White	Black	Total	White	Black
TOTAL DEATHS	322	201	121	7.8	7.9	7.8
Lifestages						
INFANCY (<1)	15	4	11	28.4	16.7	38.9
NEONATAL	7	2	5	13.2	8.3	17.7
POST-NEONATAL	8	2	6	15.1	8.3	21.2
EARLY CHILDHOOD (1-4)	0	0	0	0.0	0.0	0.0
LATER CHILDHOOD (5-14)	1	1	0	15.7	29.7	0.0
ADOLESCENCE (15-19)	2	0	2	42.5	0.0	94.3
EARLY ADULTHOOD (20-29)	9	5	4	115.1	103.2	134.4
YOUNG ADULTHOOD (30-44)	21	13	8	275.0	256.4	311.6
MIDDLE ADULTHOOD (45-59)	36	25	11	617.2	614.9	622.5
LATER ADULTHOOD (60-74)	99	61	38	2290.6	2019.9	2918.6
OLDER ADULTHOOD (>74)	139	92	47	8797.5	8510.6	9418.8
Cause of Death						
Infectious and Parasitic Diseases (001-139)	7	3	4	17.0	11.7	25.7
Neoplasms (140-239)	67	46	21	162.9	180.0	134.8
Malignant Neoplasms (140-208)	67	46	21	162.9	180.0	134.8
Stomach (151)	2	0	2	4.9	0.0	12.8
Colon (153)	4	3	1	9.7	11.7	6.4
Pancreas (157)	6	4	2	14.6	15.7	12.8
Trachea, Bronchus and Lung (162)	12	10	2	29.2	39.1	12.8
Breast (174-175)	7	4	3	17.0	15.7	19.3
Ovary (183)	2	1	1	4.9	3.9	6.4
Prostate (185)	5	3	2	12.2	11.7	12.8
Leukemia (204-208)	1	0	1	2.4	0.0	6.4
All Other Malignant Sites	28	21	7	68.1	82.2	44.9
Endocrine, Nutritional and Metabolic Diseases (240-279)	6	3	3	14.6	11.7	19.3
Diabetes Mellitus (250)	3	2	1	7.3	7.8	6.4
Diseases of Blood and Blood-Forming Organs (280-289)	1	0	1	2.4	0.0	6.4
Mental Disorders (290-319)	1	1	0	2.4	3.9	0.0
Diseases of the Nervous System and Sense Organs (320-389)	1	1	0	2.4	3.9	0.0
Diseases of the Circulatory System (390-459)	153	94	59	371.9	367.9	378.6
Hypertensive Diseases (401-405)	3	2	1	7.3	7.8	6.4
Ischaemic Heart Disease (410-414)	81	55	26	196.9	215.2	166.8
Acute Myocardial Infarction (410)	48	34	14	116.7	133.1	89.8
Other Forms of Heart Disease (420-429)	40	24	16	97.2	93.9	102.7
Cerebrovascular Disease (430-438)	20	7	13	48.6	27.4	83.4
Diseases of The Arteries And Capillaries (440-448)	7	4	3	17.0	15.7	19.3

SELECTED VITAL STATISTICS BY RACE, BY COUNTY, 1988

ITEM	BALDWIN					
	NUMBER			RATE		
	Total	White	Black	Total	White	Black
Cause of Death (Continued)						
Diseases of The Respiratory System (460-519)	26	17	9	63.2	66.5	57.8
Influenza and Pneumonia (480-487)	9	6	3	21.9	23.5	19.3
Chronic Obstructive Pulmonary Disease (490-496)	12	7	5	29.2	27.4	32.1
Diseases of The Digestive System (520-579)	13	9	4	31.6	35.2	25.7
Chronic Liver Disease And Cirrhosis (571)	8	6	2	19.4	23.5	12.8
Disease of The Genitourinary System (580-629)	9	4	5	21.9	15.7	32.1
Complications Of Pregnancy, Childbirth, And The Puerperium (630-676)	0	0	0	0.0	0.0	0.0
Diseases Of The Skin (680-709)	1	0	1	2.4	0.0	6.4
Diseases Of The Musculoskeletal System (710-739)	0	0	0	0.0	0.0	0.0
Congenital Anomalies (740-759)	2	1	1	4.9	3.9	6.4
Certain Conditions Originating In The Perinatal Period (760-779)	8	2	6	19.4	7.8	38.5
Disorders Relating To Short Gestation (765)	2	1	1	4.9	3.9	6.4
Symptoms, Signs, and Ill Defined Conditions (780-799)	2	0	2	4.9	0.0	12.8
SIDS (798)	1	0	1	2.4	0.0	6.4
Injury And Poisoning (E800-E999)	25	20	5	60.8	78.3	32.1
Motor Vehicle Accidents (E810-E825)	6	6	0	14.6	23.5	0.0
All Other Accidents (E800-E807, E826-E949)	12	8	4	29.2	31.3	25.7
Suicides (E950-E959)	5	4	1	12.2	15.7	6.4
Homicides (E960-E969)	1	1	0	2.4	3.9	0.0

SELECTED VITAL STATISTICS BY RACE, BY COUNTY, 1988

ITEM	BANKS					
	NUMBER			RATE		
	Total	White	Black	Total	White	Black
TOTAL DEATHS	79	75	4	8.3	8.3	8.2
Lifestages						
INFANCY (<1)	2	2	0	16.4	17.1	0.0
NEONATAL	0	0	0	0.0	0.0	0.0
POST-NEONATAL	2	2	0	16.4	17.1	0.0
EARLY CHILDHOOD (1-4)	0	0	0	0.0	0.0	0.0
LATER CHILDHOOD (5-14)	0	0	0	0.0	0.0	0.0
ADOLESCENCE (15-19)	0	0	0	0.0	0.0	0.0
EARLY ADULTHOOD (20-29)	2	2	0	131.6	139.7	0.0
YOUNG ADULTHOOD (30-44)	6	6	0	311.5	327.2	0.0
MIDDLE ADULTHOOD (45-59)	9	9	0	653.1	674.7	0.0
LATER ADULTHOOD (60-74)	20	19	1	1718.2	1699.5	2173.9
OLDER ADULTHOOD (>74)	40	37	3	10230.2	9711.3	30000.0
Cause of Death						
Infectious and Parasitic Diseases (001-139)	0	0	0	0.0	0.0	0.0
Neoplasms (140-239)	18	18	0	189.0	199.2	0.0
Malignant Neoplasms (140-208)	18	18	0	189.0	199.2	0.0
Stomach (151)	0	0	0	0.0	0.0	0.0
Colon (153)	1	1	0	10.5	11.1	0.0
Pancreas (157)	0	0	0	0.0	0.0	0.0
Trachea, Bronchus and Lung (162)	10	10	0	105.0	110.7	0.0
Breast (174-175)	1	1	0	10.5	11.1	0.0
Ovary (183)	1	1	0	10.5	11.1	0.0
Prostate (185)	0	0	0	0.0	0.0	0.0
Leukemia (204-208)	1	1	0	10.5	11.1	0.0
All Other Malignant Sites	4	4	0	42.0	44.3	0.0
Endocrine, Nutritional and Metabolic Diseases (240-279)	4	4	0	42.0	44.3	0.0
Diabetes Mellitus (250)	2	2	0	21.0	22.1	0.0
Diseases of Blood and Blood-Forming Organs (280-289)	0	0	0	0.0	0.0	0.0
Mental Disorders (290-319)	0	0	0	0.0	0.0	0.0
Diseases of the Nervous System and Sense Organs (320-389)	2	2	0	21.0	22.1	0.0
Diseases of the Circulatory System (390-459)	39	36	3	409.4	398.4	613.5
Hypertensive Diseases (401-405)	2	2	0	21.0	22.1	0.0
Ischaemic Heart Disease (410-414)	15	14	1	157.5	154.9	204.5
Acute Myocardial Infarction (410)	14	13	1	147.0	143.9	204.5
Other Forms of Heart Disease (420-429)	13	12	1	136.5	132.8	204.5
Cerebrovascular Disease (430-438)	6	6	0	63.0	66.4	0.0
Diseases of The Arteries And Capillaries (440-448)	2	1	1	21.0	11.1	204.5

SELECTED VITAL STATISTICS BY RACE, BY COUNTY, 1988

ITEM	BANKS					
	NUMBER			RATE		
	Total	White	Black	Total	White	Black
Cause of Death (Continued)						
Diseases of The Respiratory System (460-519)	5	5	0	52.5	55.3	0.0
Influenza and Pneumonia (480-487)	1	1	0	10.5	11.1	0.0
Chronic Obstructive Pulmonary Disease (490-496)	4	4	0	42.0	44.3	0.0
Diseases of The Digestive System (520-579)	1	1	0	10.5	11.1	0.0
Chronic Liver Disease And Cirrhosis (571)	0	0	0	0.0	0.0	0.0
Disease of The Genitourinary System (580-629)	1	0	1	10.5	0.0	204.5
Complications Of Pregnancy, Childbirth, And The Puerperium (630-676)	0	0	0	0.0	0.0	0.0
Diseases Of The Skin (680-709)	0	0	0	0.0	0.0	0.0
Diseases Of The Musculoskeletal System (710-739)	0	0	0	0.0	0.0	0.0
Congenital Anomalies (740-759)	1	1	0	10.5	11.1	0.0
Certain Conditions Originating In The Perinatal Period (760-779)	0	0	0	0.0	0.0	0.0
Disorders Relating To Short Gestation (765)	0	0	0	0.0	0.0	0.0
Symptoms, Signs, and Ill Defined Conditions (780-799)	1	1	0	10.5	11.1	0.0
SIDS (798)	1	1	0	10.5	11.1	0.0
Injury And Poisoning (E800-E999)	7	7	0	73.5	77.5	0.0
Motor Vehicle Accidents (E810-E825)	3	3	0	31.5	33.2	0.0
All Other Accidents (E800-E807, E826-E949)	2	2	0	21.0	22.1	0.0
Suicides (E950-E959)	2	2	0	21.0	22.1	0.0
Homicides (E960-E969)	0	0	0	0.0	0.0	0.0

SELECTED VITAL STATISTICS BY RACE, BY COUNTY, 1988

ITEM	BARROW					
	NUMBER			RATE		
	Total	White	Black	Total	White	Black
TOTAL DEATHS	250	216	34	9.8	10.0	9.0
Lifestages						
INFANCY (<1)	6	5	1	11.5	11.3	14.3
NEONATAL	5	5	0	9.6	11.3	0.0
POST-NEONATAL	1	0	1	1.9	0.0	14.3
EARLY CHILDHOOD (1-4)	0	0	0	0.0	0.0	0.0
LATER CHILDHOOD (5-14)	4	2	2	88.1	54.6	227.8
ADOLESCENCE (15-19)	4	3	1	178.9	163.9	246.3
EARLY ADULTHOOD (20-29)	9	5	4	226.9	149.7	638.0
YOUNG ADULTHOOD (30-44)	21	14	7	428.5	332.1	1020.4
MIDDLE ADULTHOOD (45-59)	31	26	5	845.1	798.8	1210.7
LATER ADULTHOOD (60-74)	62	56	6	2044.2	2067.2	1851.9
OLDER ADULTHOOD (>74)	113	105	8	9792.0	10263.9	6106.9
Cause of Death						
Infectious and Parasitic Diseases (001-139)	6	5	1	23.6	23.1	26.4
Neoplasms (140-239)	53	47	6	208.3	217.0	158.2
Malignant Neoplasms (140-208)	53	47	6	208.3	217.0	158.2
Stomach (151)	0	0	0	0.0	0.0	0.0
Colon (153)	7	7	0	27.5	32.3	0.0
Pancreas (157)	1	1	0	3.9	4.6	0.0
Trachea, Bronchus and Lung (162)	12	11	1	47.2	50.8	26.4
Breast (174-175)	4	3	1	15.7	13.9	26.4
Ovary (183)	1	1	0	3.9	4.6	0.0
Prostate (185)	5	3	2	19.6	13.9	52.7
Leukemia (204-208)	0	0	0	0.0	0.0	0.0
All Other Malignant Sites	23	21	2	90.4	97.0	52.7
Endocrine, Nutritional and Metabolic Diseases (240-279)	8	7	1	31.4	32.3	26.4
Diabetes Mellitus (250)	7	7	0	27.5	32.3	0.0
Diseases of Blood and Blood-Forming Organs (280-289)	0	0	0	0.0	0.0	0.0
Mental Disorders (290-319)	8	7	1	31.4	32.3	26.4
Diseases of the Nervous System and Sense Organs (320-389)	6	5	1	23.6	23.1	26.4
Diseases of the Circulatory System (390-459)	104	89	15	408.6	410.9	395.6
Hypertensive Diseases (401-405)	2	2	0	7.9	9.2	0.0
Ischaemic Heart Disease (410-414)	43	38	5	169.0	175.5	131.9
Acute Myocardial Infarction (410)	24	21	3	94.3	97.0	79.1
Other Forms of Heart Disease (420-429)	39	30	9	153.2	138.5	237.3
Cerebrovascular Disease (430-438)	12	11	1	47.2	50.8	26.4
Diseases of The Arteries And Capillaries (440-448)	6	6	0	23.6	27.7	0.0

SELECTED VITAL STATISTICS BY RACE, BY COUNTY, 1988

ITEM	BARROW					
	NUMBER			RATE		
	Total	White	Black	Total	White	Black
Cause of Death (Continued)						
Diseases of The Respiratory System (460-519)	22	21	1	86.4	97.0	26.4
Influenza and Pneumonia (480-487)	12	12	0	47.2	55.4	0.0
Chronic Obstructive Pulmonary Disease (490-496)	9	9	0	35.4	41.6	0.0
Diseases of The Digestive System (520-579)	7	7	0	27.5	32.3	0.0
Chronic Liver Disease And Cirrhosis (571)	5	5	0	19.6	23.1	0.0
Disease of The Genitourinary System (580-629)	2	2	0	7.9	9.2	0.0
Complications Of Pregnancy, Childbirth, And The Puerperium (630-676)	0	0	0	0.0	0.0	0.0
Diseases Of The Skin (680-709)	1	1	0	3.9	4.6	0.0
Diseases Of The Musculoskeletal System (710-739)	1	0	1	3.9	0.0	26.4
Congenital Anomalies (740-759)	5	4	1	19.6	18.5	26.4
Certain Conditions Originating In The Perinatal Period (760-779)	1	1	0	3.9	4.6	0.0
Disorders Relating To Short Gestation (765)	0	0	0	0.0	0.0	0.0
Symptoms, Signs, and Ill Defined Conditions (780-799)	0	0	0	0.0	0.0	0.0
SIDS (798)	0	0	0	0.0	0.0	0.0
Injury And Poisoning (E800-E999)	26	20	6	102.2	92.3	158.2
Motor Vehicle Accidents (E810-E825)	15	11	4	58.9	50.8	105.5
All Other Accidents (E800-E807, E826-E949)	3	3	0	11.8	13.9	0.0
Suicides (E950-E959)	5	4	1	19.6	18.5	26.4
Homicides (E960-E969)	2	1	1	7.9	4.6	26.4

SELECTED VITAL STATISTICS BY RACE, BY COUNTY, 1988

ITEM	BARTOW					
	NUMBER			RATE		
	Total	White	Black	Total	White	Black
TOTAL DEATHS	423	363	60	8.6	8.4	10.3
Lifestages						
INFANCY (<1)	13	12	1	13.9	14.3	10.3
NEONATAL	10	9	1	10.7	10.8	10.3
POST-NEONATAL	3	3	0	3.2	3.6	0.0
EARLY CHILDHOOD (1-4)	4	4	0	148.0	169.3	0.0
LATER CHILDHOOD (5-14)	4	4	0	43.7	50.7	0.0
ADOLESCENCE (15-19)	5	3	2	115.0	81.1	307.7
EARLY ADULTHOOD (20-29)	14	11	3	181.7	162.2	325.0
YOUNG ADULTHOOD (30-44)	31	23	8	313.6	260.0	768.5
MIDDLE ADULTHOOD (45-59)	51	46	5	694.8	698.7	661.4
LATER ADULTHOOD (60-74)	117	102	15	2149.9	2091.0	2659.6
OLDER ADULTHOOD (>74)	184	158	26	11091.0	10987.5	11764.7
Cause of Death						
Infectious and Parasitic Diseases (001-139)	8	6	2	16.3	13.9	34.2
Neoplasms (140-239)	91	71	20	185.1	163.9	342.1
Malignant Neoplasms (140-208)	91	71	20	185.1	163.9	342.1
Stomach (151)	6	5	1	12.2	11.5	17.1
Colon (153)	5	2	3	10.2	4.6	51.3
Pancreas (157)	5	5	0	10.2	11.5	0.0
Trachea, Bronchus and Lung (162)	29	23	6	59.0	53.1	102.6
Breast (174-175)	6	4	2	12.2	9.2	34.2
Ovary (183)	1	1	0	2.0	2.3	0.0
Prostate (185)	8	6	2	16.3	13.9	34.2
Leukemia (204-208)	3	2	1	6.1	4.6	17.1
All Other Malignant Sites	28	23	5	57.0	53.1	85.5
Endocrine, Nutritional and Metabolic Diseases (240-279)	8	7	1	16.3	16.2	17.1
Diabetes Mellitus (250)	6	5	1	12.2	11.5	17.1
Diseases of Blood and Blood-Forming Organs (280-289)	3	3	0	6.1	6.9	0.0
Mental Disorders (290-319)	6	5	1	12.2	11.5	17.1
Diseases of the Nervous System and Sense Organs (320-389)	11	9	2	22.4	20.8	34.2
Diseases of the Circulatory System (390-459)	191	167	24	388.5	385.5	410.5
Hypertensive Diseases (401-405)	8	4	4	16.3	9.2	68.4
Ischaemic Heart Disease (410-414)	89	82	7	181.0	189.3	119.7
Acute Myocardial Infarction (410)	39	36	3	79.3	83.1	51.3
Other Forms of Heart Disease (420-429)	57	48	9	115.9	110.8	154.0
Cerebrovascular Disease (430-438)	33	29	4	67.1	66.9	68.4
Diseases of The Arteries And Capillaries (440-448)	2	2	0	4.1	4.6	0.0

SELECTED VITAL STATISTICS BY RACE, BY COUNTY, 1988

ITEM	BARTOW					
	NUMBER			RATE		
	Total	White	Black	Total	White	Black
Cause of Death (Continued)						
Diseases of The Respiratory System (460-519)	31	28	3	63.1	64.6	51.3
Influenza and Pneumonia (480-487)	15	13	2	30.5	30.0	34.2
Chronic Obstructive Pulmonary Disease (490-496)	13	12	1	26.4	27.7	17.1
Diseases of The Digestive System (520-579)	17	17	0	34.6	39.2	0.0
Chronic Liver Disease And Cirrhosis (571)	5	5	0	10.2	11.5	0.0
Disease of The Genitourinary System (580-629)	8	6	2	16.3	13.9	34.2
Complications Of Pregnancy, Childbirth, And The Puerperium (630-676)	0	0	0	0.0	0.0	0.0
Diseases Of The Skin (680-709)	0	0	0	0.0	0.0	0.0
Diseases Of The Musculoskeletal System (710-739)	0	0	0	0.0	0.0	0.0
Congenital Anomalies (740-759)	6	6	0	12.2	13.9	0.0
Certain Conditions Originating In The Perinatal Period (760-779)	6	5	1	12.2	11.5	17.1
Disorders Relating To Short Gestation (765)	0	0	0	0.0	0.0	0.0
Symptoms, Signs, and Ill Defined Conditions (780-799)	3	3	0	6.1	6.9	0.0
SIDS (798)	1	1	0	2.0	2.3	0.0
Injury And Poisoning (E800-E999)	34	30	4	69.2	69.3	68.4
Motor Vehicle Accidents (E810-E825)	12	11	1	24.4	25.4	17.1
All Other Accidents (E800-E807, E826-E949)	11	10	1	22.4	23.1	17.1
Suicides (E950-E959)	6	6	0	12.2	13.9	0.0
Homicides (E960-E969)	5	3	2	10.2	6.9	34.2

SELECTED VITAL STATISTICS BY RACE, BY COUNTY, 1988

ITEM	BEN HILL					
	NUMBER			RATE		
	Total	White	Black	Total	White	Black
TOTAL DEATHS	224	152	72	12.4	12.1	13.1
Lifestages						
INFANCY (<1)	2	0	2	7.5	0.0	18.5
NEONATAL	1	0	1	3.7	0.0	9.3
POST-NEONATAL	1	0	1	3.7	0.0	9.3
EARLY CHILDHOOD (1-4)	0	0	0	0.0	0.0	0.0
LATER CHILDHOOD (5-14)	2	1	1	66.9	51.7	94.5
ADOLESCENCE (15-19)	4	2	2	262.8	211.2	347.8
EARLY ADULTHOOD (20-29)	6	4	2	207.5	206.0	210.7
YOUNG ADULTHOOD (30-44)	16	11	5	519.8	472.7	665.8
MIDDLE ADULTHOOD (45-59)	24	15	9	934.6	767.7	1465.8
LATER ADULTHOOD (60-74)	78	48	30	3054.0	2604.4	4219.4
OLDER ADULTHOOD (>74)	92	71	21	10395.5	10939.9	8898.3
Cause of Death						
Infectious and Parasitic Diseases (001-139)	5	4	1	27.7	31.9	18.2
Neoplasms (140-239)	53	39	14	293.8	310.7	255.2
Malignant Neoplasms (140-208)	50	37	13	277.2	294.8	237.0
Stomach (151)	0	0	0	0.0	0.0	0.0
Colon (153)	4	3	1	22.2	23.9	18.2
Pancreas (157)	2	1	1	11.1	8.0	18.2
Trachea, Bronchus and Lung (162)	14	11	3	77.6	87.6	54.7
Breast (174-175)	4	3	1	22.2	23.9	18.2
Ovary (183)	1	1	0	5.5	8.0	0.0
Prostate (185)	1	1	0	5.5	8.0	0.0
Leukemia (204-208)	6	6	0	33.3	47.8	0.0
All Other Malignant Sites	18	11	7	99.8	87.6	127.6
Endocrine, Nutritional and Metabolic Diseases (240-279)	6	4	2	33.3	31.9	36.5
Diabetes Mellitus (250)	4	2	2	22.2	15.9	36.5
Diseases of Blood and Blood-Forming Organs (280-289)	1	0	1	5.5	0.0	18.2
Mental Disorders (290-319)	0	0	0	0.0	0.0	0.0
Diseases of the Nervous System and Sense Organs (320-389)	2	0	2	11.1	0.0	36.5
Diseases of the Circulatory System (390-459)	92	61	31	510.1	486.0	565.1
Hypertensive Diseases (401-405)	4	1	3	22.2	8.0	54.7
Ischaemic Heart Disease (410-414)	34	28	6	188.5	223.1	109.4
Acute Myocardial Infarction (410)	27	23	4	149.7	183.3	72.9
Other Forms of Heart Disease (420-429)	39	23	16	216.2	183.3	291.7
Cerebrovascular Disease (430-438)	12	7	5	66.5	55.8	91.1
Diseases of The Arteries And Capillaries (440-448)	2	2	0	11.1	15.9	0.0

D VITAL STATISTICS BY RACE, BY COUNTY, 1988

ITEM	BEN HILL					
	NUMBER			RATE		
	Total	White	Black	Total	White	Black
of Death (Continued)						
Diseases of The Respiratory System (480-519)	19	12	7	105.3	95.6	127.6
Influenza and Pneumonia (480-487)	7	2	5	38.8	15.9	91.1
Chronic Obstructive Pulmonary Disease (490-496)	8	8	0	44.4	63.7	0.0
Diseases of The Digestive System (520-579)	8	5	3	44.4	39.8	54.7
Chronic Liver Disease And Cirrhosis (571)	2	1	1	11.1	8.0	18.2
Disease of The Genitourinary System (580-629)	2	2	0	11.1	15.9	0.0
Complications Of Pregnancy, Childbirth, And The Puerperium (630-676)	0	0	0	0.0	0.0	0.0
Diseases Of The Skin (680-709)	1	0	1	5.5	0.0	18.2
Diseases Of The Musculoskeletal System (710-739)	2	1	1	11.1	8.0	18.2
Congenital Anomalies (740-759)	0	0	0	0.0	0.0	0.0
Certain Conditions Originating In The Perinatal Period (760-779)	1	0	1	5.5	0.0	18.2
Disorders Relating To Short Gestation (765)	0	0	0	0.0	0.0	0.0
Symptoms, Signs, and Ill Defined Conditions (780-799)	6	5	1	33.3	39.8	18.2
SIDS (798)	1	0	1	5.5	0.0	18.2
Injury And Poisoning (E800-E999)	26	19	7	144.1	151.4	127.6
Motor Vehicle Accidents (E810-E825)	10	10	0	55.4	79.7	0.0
All Other Accidents (E800-E807, E826-E949)	8	5	3	44.4	39.8	54.7
Suicides (E950-E959)	5	3	2	27.7	23.9	36.5
Homicides (E960-E969)	2	1	1	11.1	8.0	18.2

SELECTED VITAL STATISTICS BY RACE, BY COUNTY, 1988

ITEM	BERRIEN					
	NUMBER			RATE		
	Total	White	Black	Total	White	Black
TOTAL DEATHS	158	141	16	10.8	11.1	8.5
Lifestages						
INFANCY (<1)	3	1	2	16.4	6.6	62.5
NEONATAL	1	0	1	5.5	0.0	31.2
POST-NEONATAL	2	1	1	10.9	6.6	31.2
EARLY CHILDHOOD (1-4)	1	1	0	110.3	134.6	0.0
LATER CHILDHOOD (5-14)	1	1	0	40.7	48.0	0.0
ADOLESCENCE (15-19)	3	3	0	216.1	257.7	0.0
EARLY ADULTHOOD (20-29)	4	4	0	180.8	214.4	0.0
YOUNG ADULTHOOD (30-44)	9	5	3	333.0	204.5	1162.8
MIDDLE ADULTHOOD (45-59)	19	18	1	914.8	956.9	510.2
LATER ADULTHOOD (60-74)	49	43	6	2445.1	2392.9	2898.6
OLDER ADULTHOOD (>74)	69	65	4	9815.1	10483.9	4819.3
Cause of Death						
Infectious and Parasitic Diseases (001-139)	0	0	0	0.0	0.0	0.0
Neoplasms (140-239)	31	29	2	211.8	227.4	106.3
Malignant Neoplasms (140-208)	31	29	2	211.8	227.4	106.3
Stomach (151)	0	0	0	0.0	0.0	0.0
Colon (153)	3	3	0	20.5	23.5	0.0
Pancreas (157)	2	2	0	13.7	15.7	0.0
Trachea, Bronchus and Lung (162)	18	16	2	123.0	125.5	106.3
Breast (174-175)	0	0	0	0.0	0.0	0.0
Ovary (183)	0	0	0	0.0	0.0	0.0
Prostate (185)	2	2	0	13.7	15.7	0.0
Leukemia (204-208)	1	1	0	6.8	7.8	0.0
All Other Malignant Sites	5	5	0	34.2	39.2	0.0
Endocrine, Nutritional and Metabolic Diseases (240-279)	4	4	0	27.3	31.4	0.0
Diabetes Mellitus (250)	4	4	0	27.3	31.4	0.0
Diseases of Blood and Blood-Forming Organs (280-289)	0	0	0	0.0	0.0	0.0
Mental Disorders (290-319)	0	0	0	0.0	0.0	0.0
Diseases of the Nervous System and Sense Organs (320-389)	3	3	0	20.5	23.5	0.0
Diseases of the Circulatory System (390-459)	71	61	10	485.2	478.4	531.6
Hypertensive Diseases (401-405)	1	1	0	6.8	7.8	0.0
Ischaemic Heart Disease (410-414)	32	32	0	218.7	250.9	0.0
Acute Myocardial Infarction (410)	26	26	0	177.7	203.9	0.0
Other Forms of Heart Disease (420-429)	21	17	4	143.5	133.3	212.7
Cerebrovascular Disease (430-438)	14	8	6	95.7	62.7	319.0
Diseases of The Arteries And Capillaries (440-448)	2	2	0	13.7	15.7	0.0

SELECTED VITAL STATISTICS BY RACE, BY COUNTY, 1988

ITEM	BERRIEN					
	NUMBER			RATE		
	Total	White	Black	Total	White	Black
Cause of Death (Continued)						
Diseases of The Respiratory System (460-519)						
Influenza and Pneumonia (480-487)	27	24	2	184.5	188.2	106.3
Chronic Obstructive Pulmonary Disease (490-496)	8	7	0	54.7	54.9	0.0
	16	14	2	109.3	109.8	106.3
Diseases of The Digestive System (520-579)						
Chronic Liver Disease And Cirrhosis (571)	6	6	0	41.0	47.1	0.0
	2	2	0	13.7	15.7	0.0
Disease of The Genitourinary System (580-629)						
	2	2	0	13.7	15.7	0.0
Complications Of Pregnancy, Childbirth, And The Puerperium (630-676)						
	0	0	0	0.0	0.0	0.0
Diseases Of The Skin (680-709)						
	0	0	0	0.0	0.0	0.0
Diseases Of The Musculoskeletal System (710-739)						
	1	1	0	6.8	7.8	0.0
Congenital Anomalies (740-759)						
	1	0	1	6.8	0.0	53.2
Certain Conditions Originating In The Perinatal Period (760-779)						
Disorders Relating To Short Gestation (765)	0	0	0	0.0	0.0	0.0
	0	0	0	0.0	0.0	0.0
Symptoms, Signs, and Ill Defined Conditions (780-799)						
SIDS (798)	0	0	0	0.0	0.0	0.0
	0	0	0	0.0	0.0	0.0
Injury And Poisoning (E800-E999)						
Motor Vehicle Accidents (E810-E825)	12	11	1	82.0	86.3	53.2
All Other Accidents (E800-E807, E826-E949)	6	5	1	41.0	39.2	53.2
Suicides (E950-E959)	5	5	0	34.2	39.2	0.0
Homicides (E960-E969)	1	1	0	6.8	7.8	0.0
	0	0	0	0.0	0.0	0.0

SELECTED VITAL STATISTICS BY RACE, BY COUNTY, 1988

ITEM	BIBB					
	NUMBER			RATE		
	Total	White	Black	Total	White	Black
TOTAL DEATHS	1590	965	622	9.8	9.7	9.8
Lifestages						
INFANCY (<1)	43	14	29	17.5	11.8	23.0
NEONATAL	32	9	23	13.0	7.6	18.3
POST-NEONATAL	11	5	6	4.5	4.2	4.8
EARLY CHILDHOOD (1-4)	5	1	4	52.7	21.0	84.3
LATER CHILDHOOD (5-14)	5	0	5	18.9	0.0	40.1
ADOLESCENCE (15-19)	13	6	7	85.3	72.1	101.2
EARLY ADULTHOOD (20-29)	41	20	21	143.3	116.7	183.2
YOUNG ADULTHOOD (30-44)	77	22	55	259.7	115.6	517.9
MIDDLE ADULTHOOD (45-59)	219	122	96	876.5	711.8	1223.7
LATER ADULTHOOD (60-74)	519	308	210	2673.7	2342.9	3352.0
OLDER ADULTHOOD (>74)	668	472	195	9902.2	10185.6	9232.9
Cause of Death						
Infectious and Parasitic Diseases (001-139)	41	20	21	25.1	20.1	33.0
Neoplasms (140-239)	316	199	116	193.8	200.3	182.1
Malignant Neoplasms (140-208)	312	196	115	191.3	197.3	180.5
Stomach (151)	11	2	9	6.7	2.0	14.1
Colon (153)	33	26	7	20.2	26.2	11.0
Pancreas (157)	5	3	2	3.1	3.0	3.1
Trachea, Bronchus and Lung (162)	86	61	25	52.7	61.4	39.2
Breast (174-175)	27	18	9	16.6	18.1	14.1
Ovary (183)	8	5	3	4.9	5.0	4.7
Prostate (185)	26	14	12	15.9	14.1	18.8
Leukemia (204-208)	8	5	3	4.9	5.0	4.7
All Other Malignant Sites	108	62	45	66.2	62.4	70.6
Endocrine, Nutritional and Metabolic Diseases (240-279)	55	26	29	33.7	26.2	45.5
Diabetes Mellitus (250)	42	20	22	25.8	20.1	34.5
Diseases of Blood and Blood-Forming Organs (280-289)	8	4	4	4.9	4.0	6.3
Mental Disorders (290-319)	15	8	7	9.2	8.1	11.0
Diseases of the Nervous System and Sense Organs (320-389)	28	16	12	17.2	16.1	18.8
Diseases of the Circulatory System (390-459)	700	449	250	429.3	451.9	392.4
Hypertensive Diseases (401-405)	22	10	12	13.5	10.1	18.8
Ischaemic Heart Disease (410-414)	331	233	97	203.0	234.5	152.3
Acute Myocardial Infarction (410)	230	147	82	141.0	147.9	128.7
Other Forms of Heart Disease (420-429)	134	66	68	82.2	66.4	106.7
Cerebrovascular Disease (430-438)	154	98	56	94.4	98.6	87.9
Diseases of The Arteries And Capillaries (440-448)	44	33	11	27.0	33.2	17.3

SELECTED VITAL STATISTICS BY RACE, BY COUNTY, 1988

ITEM	BIBB					
	NUMBER			RATE		
	Total	White	Black	Total	White	Black
Cause of Death (Continued)						
Diseases of The Respiratory System (460-519)	123	83	39	75.4	83.5	61.2
Influenza and Pneumonia (480-487)	37	20	17	22.7	20.1	26.7
Chronic Obstructive Pulmonary Disease (490-496)	66	51	14	40.5	51.3	22.0
Diseases of The Digestive System (520-579)	92	49	43	56.4	49.3	67.5
Chronic Liver Disease And Cirrhosis (571)	32	17	15	19.6	17.1	23.5
Disease of The Genitourinary System (580-629)	33	17	16	20.2	17.1	25.1
Complications Of Pregnancy, Childbirth, And The Puerperium (630-676)	1	0	1	0.6	0.0	1.6
Diseases Of The Skin (680-709)	4	2	2	2.5	2.0	3.1
Diseases Of The Musculoskeletal System (710-739)	7	4	3	4.3	4.0	4.7
Congenital Anomalies (740-759)	8	7	1	4.9	7.0	1.6
Certain Conditions Originating In The Perinatal Period (760-779)	30	7	23	18.4	7.0	36.1
Disorders Relating To Short Gestation (765)	10	1	9	6.1	1.0	14.1
Symptoms, Signs, and Ill Defined Conditions (780-799)	8	8	0	4.9	8.1	0.0
SIDS (798)	4	4	0	2.5	4.0	0.0
Injury And Poisoning (E800-E999)	121	66	55	74.2	66.4	86.3
Motor Vehicle Accidents (E810-E825)	42	26	16	25.8	26.2	25.1
All Other Accidents (E800-E807, E826-E949)	32	17	15	19.6	17.1	23.5
Suicides (E950-E959)	25	18	7	15.3	18.1	11.0
Homicides (E960-E969)	19	4	15	11.7	4.0	23.5

SELECTED VITAL STATISTICS BY RACE, BY COUNTY, 1988

ITEM	BLECKLEY					
	NUMBER			RATE		
	Total	White	Black	Total	White	Black
TOTAL DEATHS	108	80	28	9.9	9.5	11.2
Lifestages						
INFANCY (<1)	0	0	0	0.0	0.0	0.0
NEONATAL	0	0	0	0.0	0.0	0.0
POST-NEONATAL	0	0	0	0.0	0.0	0.0
EARLY CHILDHOOD (1-4)	0	0	0	0.0	0.0	0.0
LATER CHILDHOOD (5-14)	1	1	0	59.6	83.5	0.0
ADOLESCENCE (15-19)	0	0	0	0.0	0.0	0.0
EARLY ADULTHOOD (20-29)	2	2	0	122.1	165.7	0.0
YOUNG ADULTHOOD (30-44)	8	2	6	419.7	127.6	1775.1
MIDDLE ADULTHOOD (45-59)	16	12	4	991.3	884.3	1556.4
LATER ADULTHOOD (60-74)	38	27	11	2718.2	2360.1	4330.7
OLDER ADULTHOOD (>74)	43	36	7	8498.0	8450.7	8750.0
Cause of Death						
Infectious and Parasitic Diseases (001-139)	3	2	1	27.4	23.7	40.0
Neoplasms (140-239)	24	22	2	219.2	260.3	80.0
Malignant Neoplasms (140-208)	24	22	2	219.2	260.3	80.0
Stomach (151)	1	0	1	9.1	0.0	40.0
Colon (153)	2	2	0	18.3	23.7	0.0
Pancreas (157)	1	1	0	9.1	11.8	0.0
Trachea, Bronchus and Lung (162)	7	7	0	63.9	82.8	0.0
Breast (174-175)	4	3	1	36.5	35.5	40.0
Ovary (183)	0	0	0	0.0	0.0	0.0
Prostate (185)	2	2	0	18.3	23.7	0.0
Leukemia (204-208)	1	1	0	9.1	11.8	0.0
All Other Malignant Sites	6	6	0	54.8	71.0	0.0
Endocrine, Nutritional and Metabolic Diseases (240-279)	1	0	1	9.1	0.0	40.0
Diabetes Mellitus (250)	1	0	1	9.1	0.0	40.0
Diseases of Blood and Blood-Forming Organs (280-289)	1	1	0	9.1	11.8	0.0
Mental Disorders (290-319)	2	1	1	18.3	11.8	40.0
Diseases of the Nervous System and Sense Organs (320-389)	2	2	0	18.3	23.7	0.0
Diseases of the Circulatory System (390-459)	45	31	14	411.0	366.8	560.2
Hypertensive Diseases (401-405)	1	0	1	9.1	0.0	40.0
Ischaemic Heart Disease (410-414)	26	21	5	237.4	248.5	200.1
Acute Myocardial Infarction (410)	18	14	4	164.4	165.7	160.1
Other Forms of Heart Disease (420-429)	9	7	2	82.2	82.8	80.0
Cerebrovascular Disease (430-438)	5	1	4	45.7	11.8	160.1
Diseases of The Arteries And Capillaries (440-448)	3	1	2	27.4	11.8	80.0

SELECTED VITAL STATISTICS BY RACE, BY COUNTY, 1988

ITEM	BLECKLEY					
	NUMBER			RATE		
	Total	White	Black	Total	White	Black
Cause of Death (Continued)						
Diseases of The Respiratory System (460-519)	14	11	3	127.9	130.2	120.0
Influenza and Pneumonia (480-487)	8	5	3	73.1	59.2	120.0
Chronic Obstructive Pulmonary Disease (490-496)	4	4	0	36.5	47.3	0.0
Diseases of The Digestive System (520-579)	4	4	0	36.5	47.3	0.0
Chronic Liver Disease And Cirrhosis (571)	1	1	0	9.1	11.8	0.0
Disease of The Genitourinary System (580-629)	3	1	2	27.4	11.8	80.0
Complications Of Pregnancy, Childbirth, And The Puerperium (630-676)	0	0	0	0.0	0.0	0.0
Diseases Of The Skin (680-709)	0	0	0	0.0	0.0	0.0
Diseases Of The Musculoskeletal System (710-739)	0	0	0	0.0	0.0	0.0
Congenital Anomalies (740-759)	1	1	0	9.1	11.8	0.0
Certain Conditions Originating In The Perinatal Period (760-779)	0	0	0	0.0	0.0	0.0
Disorders Relating To Short Gestation (765)	0	0	0	0.0	0.0	0.0
Symptoms, Signs, and Ill Defined Conditions (780-799)	1	0	1	9.1	0.0	40.0
SIDS (798)	0	0	0	0.0	0.0	0.0
Injury And Poisoning (E800-E999)	7	4	3	63.9	47.3	120.0
Motor Vehicle Accidents (E810-E825)	6	4	2	54.8	47.3	80.0
All Other Accidents (E800-E807, E826-E949)	0	0	0	0.0	0.0	0.0
Suicides (E950-E959)	0	0	0	0.0	0.0	0.0
Homicides (E960-E969)	1	0	1	9.1	0.0	40.0

SELECTED VITAL STATISTICS BY RACE, BY COUNTY, 1988

ITEM	BROOKS					
	NUMBER			RATE		
	Total	White	Black	Total	White	Black
TOTAL DEATHS	193	115	78	11.8	12.7	10.6
Lifestages						
INFANCY (<1)	3	0	3	12.7	0.0	21.4
NEONATAL	3	0	3	12.7	0.0	21.4
POST-NEONATAL	0	0	0	0.0	0.0	0.0
EARLY CHILDHOOD (1-4)	1	0	1	89.2	0.0	161.6
LATER CHILDHOOD (5-14)	1	0	1	31.8	0.0	55.3
ADOLESCENCE (15-19)	0	0	0	0.0	0.0	0.0
EARLY ADULTHOOD (20-29)	3	1	2	131.5	80.1	193.8
YOUNG ADULTHOOD (30-44)	7	1	6	279.6	63.4	647.2
MIDDLE ADULTHOOD (45-59)	14	5	9	612.4	344.6	1077.8
LATER ADULTHOOD (60-74)	56	34	22	2465.9	2330.4	2709.4
OLDER ADULTHOOD (>74)	108	74	34	10865.2	11144.6	10303.0
Cause of Death						
Infectious and Parasitic Diseases (001-139)	5	1	4	30.5	11.1	54.5
Neoplasms (140-239)	39	26	13	238.1	287.5	177.3
Malignant Neoplasms (140-208)	37	25	12	225.9	276.4	163.6
Stomach (151)	0	0	0	0.0	0.0	0.0
Colon (153)	3	3	0	18.3	33.2	0.0
Pancreas (157)	0	0	0	0.0	0.0	0.0
Trachea, Bronchus and Lung (162)	15	11	4	91.6	121.6	54.5
Breast (174-175)	3	1	2	18.3	11.1	27.3
Ovary (183)	0	0	0	0.0	0.0	0.0
Prostate (185)	4	3	1	24.4	33.2	13.6
Leukemia (204-208)	0	0	0	0.0	0.0	0.0
All Other Malignant Sites	12	7	5	73.3	77.4	68.2
Endocrine, Nutritional and Metabolic Diseases (240-279)	5	1	4	30.5	11.1	54.5
Diabetes Mellitus (250)	4	1	3	24.4	11.1	40.9
Diseases of Blood and Blood-Forming Organs (280-289)	1	0	1	6.1	0.0	13.6
Mental Disorders (290-319)	0	0	0	0.0	0.0	0.0
Diseases of the Nervous System and Sense Organs (320-389)	1	1	0	6.1	11.1	0.0
Diseases of the Circulatory System (390-459)	97	63	34	592.3	696.6	463.7
Hypertensive Diseases (401-405)	3	2	1	18.3	22.1	13.6
Ischaemic Heart Disease (410-414)	51	33	18	311.4	364.9	245.5
Acute Myocardial Infarction (410)	41	26	15	250.4	287.5	204.6
Other Forms of Heart Disease (420-429)	27	20	7	164.9	221.1	95.5
Cerebrovascular Disease (430-438)	10	4	6	61.1	44.2	81.8
Diseases of The Arteries And Capillaries (440-448)	1	1	0	6.1	11.1	0.0

SELECTED VITAL STATISTICS BY RACE, BY COUNTY, 1988

ITEM	BROOKS					
	NUMBER			RATE		
	Total	White	Black	Total	White	Black
Cause of Death (Continued)						
Diseases of The Respiratory System (460-519)	16	10	6	97.7	110.6	81.8
Influenza and Pneumonia (480-487)	7	4	3	42.7	44.2	40.9
Chronic Obstructive Pulmonary Disease (490-496)	6	4	2	36.6	44.2	27.3
Diseases of The Digestive System (520-579)	7	4	3	42.7	44.2	40.9
Chronic Liver Disease And Cirrhosis (571)	2	1	1	12.2	11.1	13.6
Disease of The Genitourinary System (580-629)	6	1	5	36.6	11.1	68.2
Complications Of Pregnancy, Childbirth, And The Puerperium (630-676)	0	0	0	0.0	0.0	0.0
Diseases Of The Skin (680-709)	1	1	0	6.1	11.1	0.0
Diseases Of The Musculoskeletal System (710-739)	2	1	1	12.2	11.1	13.6
Congenital Anomalies (740-759)	2	0	2	12.2	0.0	27.3
Certain Conditions Originating In The Perinatal Period (760-779)	1	0	1	6.1	0.0	13.6
Disorders Relating To Short Gestation (765)	0	0	0	0.0	0.0	0.0
Symptoms, Signs, and Ill Defined Conditions (780-799)	0	0	0	0.0	0.0	0.0
SIDS (798)	0	0	0	0.0	0.0	0.0
Injury And Poisoning (E800-E999)	10	6	4	61.1	66.3	54.5
Motor Vehicle Accidents (E810-E825)	4	2	2	24.4	22.1	27.3
All Other Accidents (E800-E807, E826-E949)	5	3	2	30.5	33.2	27.3
Suicides (E950-E959)	1	1	0	6.1	11.1	0.0
Homicides (E960-E969)	0	0	0	0.0	0.0	0.0

SELECTED VITAL STATISTICS BY RACE, BY COUNTY, 1988

ITEM	BRYAN					
	NUMBER			RATE		
	Total	White	Black	Total	White	Black
TOTAL DEATHS	94	75	19	7.7	7.9	7.1
Lifestages						
INFANCY (<1)	1	0	1	3.7	0.0	16.1
NEONATAL	1	0	1	3.7	0.0	16.1
POST-NEONATAL	0	0	0	0.0	0.0	0.0
EARLY CHILDHOOD (1-4)	0	0	0	0.0	0.0	0.0
LATER CHILDHOOD (5-14)	2	2	0	84.7	112.3	0.0
ADOLESCENCE (15-19)	2	2	0	169.9	240.4	0.0
EARLY ADULTHOOD (20-29)	3	2	1	148.1	126.7	224.2
YOUNG ADULTHOOD (30-44)	11	7	4	456.4	344.8	1052.6
MIDDLE ADULTHOOD (45-59)	15	11	4	910.2	817.2	1324.5
LATER ADULTHOOD (60-74)	36	32	4	3163.4	3575.4	1646.1
OLDER ADULTHOOD (>74)	24	19	5	8480.6	9743.6	5681.8
Cause of Death						
Infectious and Parasitic Diseases (001-139)	0	0	0	0.0	0.0	0.0
Neoplasms (140-239)	30	25	5	245.6	262.4	186.0
Malignant Neoplasms (140-208)	30	25	5	245.6	262.4	186.0
Stomach (151)	1	1	0	8.2	10.5	0.0
Colon (153)	0	0	0	0.0	0.0	0.0
Pancreas (157)	2	2	0	16.4	21.0	0.0
Trachea, Bronchus and Lung (162)	10	9	1	81.9	94.4	37.2
Breast (174-175)	3	3	0	24.6	31.5	0.0
Ovary (183)	1	1	0	8.2	10.5	0.0
Prostate (185)	2	0	2	16.4	0.0	74.4
Leukemia (204-208)	1	1	0	8.2	10.5	0.0
All Other Malignant Sites	10	8	2	81.9	84.0	74.4
Endocrine, Nutritional and Metabolic Diseases (240-279)	3	3	0	24.6	31.5	0.0
Diabetes Mellitus (250)	2	2	0	16.4	21.0	0.0
Diseases of Blood and Blood-Forming Organs (280-289)	0	0	0	0.0	0.0	0.0
Mental Disorders (290-319)	0	0	0	0.0	0.0	0.0
Diseases of the Nervous System and Sense Organs (320-389)	2	2	0	16.4	21.0	0.0
Diseases of the Circulatory System (390-459)	33	24	9	270.1	251.9	334.8
Hypertensive Diseases (401-405)	0	0	0	0.0	0.0	0.0
Ischaemic Heart Disease (410-414)	10	9	1	81.9	94.4	37.2
Acute Myocardial Infarction (410)	6	5	1	49.1	52.5	37.2
Other Forms of Heart Disease (420-429)	9	6	3	73.7	63.0	111.6
Cerebrovascular Disease (430-438)	11	7	4	90.0	73.5	148.8
Diseases of The Arteries And Capillaries (440-448)	2	2	0	16.4	21.0	0.0

SELECTED VITAL STATISTICS BY RACE, BY COUNTY, 1988

ITEM	BRYAN					
	NUMBER			RATE		
	Total	White	Black	Total	White	Black
Cause of Death (Continued)						
Diseases of The Respiratory System (460-519)	10	10	0	81.9	104.9	0.0
Influenza and Pneumonia (480-487)	1	1	0	8.2	10.5	0.0
Chronic Obstructive Pulmonary Disease (490-496)	6	6	0	49.1	63.0	0.0
Diseases of The Digestive System (520-579)	2	2	0	16.4	21.0	0.0
Chronic Liver Disease And Cirrhosis (571)	1	1	0	8.2	10.5	0.0
Disease of The Genitourinary System (580-629)	0	0	0	0.0	0.0	0.0
Complications Of Pregnancy, Childbirth, And The Puerperium (630-676)	0	0	0	0.0	0.0	0.0
Diseases Of The Skin (680-709)	0	0	0	0.0	0.0	0.0
Diseases Of The Musculoskeletal System (710-739)	0	0	0	0.0	0.0	0.0
Congenital Anomalies (740-759)	0	0	0	0.0	0.0	0.0
Certain Conditions Originating In The Perinatal Period (760-779)	1	0	1	8.2	0.0	37.2
Disorders Relating To Short Gestation (765)	0	0	0	0.0	0.0	0.0
Symptoms, Signs, and Ill Defined Conditions (780-799)	2	1	1	16.4	10.5	37.2
SIDS (798)	0	0	0	0.0	0.0	0.0
Injury And Poisoning (E800-E999)	11	8	3	90.0	84.0	111.6
Motor Vehicle Accidents (E810-E825)	6	5	1	49.1	52.5	37.2
All Other Accidents (E800-E807, E826-E949)	2	2	0	16.4	21.0	0.0
Suicides (E950-E959)	0	0	0	0.0	0.0	0.0
Homicides (E960-E969)	3	1	2	24.6	10.5	74.4

SELECTED VITAL STATISTICS BY RACE, BY COUNTY, 1988

ITEM	BULLOCH					
	NUMBER			RATE		
	Total	White	Black	Total	White	Black
TOTAL DEATHS	320	242	78	8.1	8.5	7.2
Lifestages						
INFANCY (<1)	8	1	7	13.4	2.8	29.3
NEONATAL	5	1	4	8.4	2.8	16.7
POST-NEONATAL	3	0	3	5.0	0.0	12.6
EARLY CHILDHOOD (1-4)	3	0	3	139.7	0.0	361.0
LATER CHILDHOOD (5-14)	1	1	0	16.5	27.0	0.0
ADOLESCENCE (15-19)	3	1	2	58.8	27.0	142.9
EARLY ADULTHOOD (20-29)	5	2	3	58.4	30.4	151.1
YOUNG ADULTHOOD (30-44)	13	8	5	202.1	164.6	317.9
MIDDLE ADULTHOOD (45-59)	34	20	14	726.5	560.9	1256.7
LATER ADULTHOOD (60-74)	101	80	21	2391.7	2464.6	2149.4
OLDER ADULTHOOD (>74)	152	129	23	10072.9	10732.1	7491.8
Cause of Death						
Infectious and Parasitic Diseases (001-139)	8	7	1	20.4	24.5	9.3
Neoplasms (140-239)	60	50	10	152.6	175.2	92.9
Malignant Neoplasms (140-208)	58	48	10	147.6	168.2	92.9
Stomach (151)	3	3	0	7.6	10.5	0.0
Colon (153)	8	6	2	20.4	21.0	18.6
Pancreas (157)	1	1	0	2.5	3.5	0.0
Trachea, Bronchus and Lung (162)	17	16	1	43.2	56.1	9.3
Breast (174-175)	4	4	0	10.2	14.0	0.0
Ovary (183)	0	0	0	0.0	0.0	0.0
Prostate (185)	4	2	2	10.2	7.0	18.6
Leukemia (204-208)	4	4	0	10.2	14.0	0.0
All Other Malignant Sites	17	12	5	43.2	42.0	46.4
Endocrine, Nutritional and Metabolic Diseases (240-279)	9	5	4	22.9	17.5	37.2
Diabetes Mellitus (250)	7	5	2	17.8	17.5	18.6
Diseases of Blood and Blood-Forming Organs (280-289)	3	2	1	7.6	7.0	9.3
Mental Disorders (290-319)	4	3	1	10.2	10.5	9.3
Diseases of the Nervous System and Sense Organs (320-389)	10	8	2	25.4	28.0	18.6
Diseases of the Circulatory System (390-459)	157	120	37	399.4	420.4	343.7
Hypertensive Diseases (401-405)	5	4	1	12.7	14.0	9.3
Ischaemic Heart Disease (410-414)	62	52	10	157.7	182.2	92.9
Acute Myocardial Infarction (410)	40	36	4	101.8	126.1	37.2
Other Forms of Heart Disease (420-429)	36	21	15	91.6	73.6	139.3
Cerebrovascular Disease (430-438)	42	35	7	106.8	122.6	65.0
Diseases of The Arteries And Capillaries (440-448)	9	7	2	22.9	24.5	18.6

SELECTED VITAL STATISTICS BY RACE, BY COUNTY, 1988

ITEM	BULLOCH					
	NUMBER			RATE		
	Total	White	Black	Total	White	Black
Cause of Death (Continued)						
Diseases of The Respiratory System (460-519)	28	26	2	71.2	91.1	18.6
Influenza and Pneumonia (480-487)	10	9	1	25.4	31.5	9.3
Chronic Obstructive Pulmonary Disease (490-496)	11	11	0	28.0	38.5	0.0
Diseases of The Digestive System (520-579)	6	4	2	15.3	14.0	18.6
Chronic Liver Disease And Cirrhosis (571)	2	1	1	5.1	3.5	9.3
Disease of The Genitourinary System (580-629)	4	2	2	10.2	7.0	18.6
Complications Of Pregnancy, Childbirth, And The Puerperium (630-676)	0	0	0	0.0	0.0	0.0
Diseases Of The Skin (680-709)	0	0	0	0.0	0.0	0.0
Diseases Of The Musculoskeletal System (710-739)	2	1	1	5.1	3.5	9.3
Congenital Anomalies (740-759)	2	1	1	5.1	3.5	9.3
Certain Conditions Originating In The Perinatal Period (760-779)	4	0	4	10.2	0.0	37.2
Disorders Relating To Short Gestation (765)	0	0	0	0.0	0.0	0.0
Symptoms, Signs, and Ill Defined Conditions (780-799)	2	0	2	5.1	0.0	18.6
SIDS (798)	2	0	2	5.1	0.0	18.6
Injury And Poisoning (E800-E999)	21	13	8	53.4	45.5	74.3
Motor Vehicle Accidents (E810-E825)	8	3	5	20.4	10.5	46.4
All Other Accidents (E800-E807, E826-E949)	10	7	3	25.4	24.5	27.9
Suicides (E950-E959)	3	3	0	7.6	10.5	0.0
Homicides (E960-E969)	0	0	0	0.0	0.0	0.0

SELECTED VITAL STATISTICS BY RACE, BY COUNTY, 1988

ITEM	BURKE					
	NUMBER			RATE		
	Total	White	Black	Total	White	Black
TOTAL DEATHS	227	107	120	10.4	10.7	10.2
Lifestages						
INFANCY (<1)	6	1	5	15.4	6.5	21.2
NEONATAL	3	1	2	7.7	6.5	8.5
POST-NEONATAL	3	0	3	7.7	0.0	12.7
EARLY CHILDHOOD (1-4)	2	0	2	119.6	0.0	190.1
LATER CHILDHOOD (5-14)	1	1	0	23.6	59.3	0.0
ADOLESCENCE (15-19)	1	1	0	45.6	130.5	0.0
EARLY ADULTHOOD (20-29)	9	1	8	250.9	63.4	398.2
YOUNG ADULTHOOD (30-44)	17	8	9	500.4	418.0	606.9
MIDDLE ADULTHOOD (45-59)	30	14	16	1050.4	850.5	1322.3
LATER ADULTHOOD (60-74)	76	39	37	3108.4	3271.8	2952.9
OLDER ADULTHOOD (>74)	85	42	43	8781.0	8768.3	8793.5
Cause of Death						
Infectious and Parasitic Diseases (001-139)	3	0	3	13.8	0.0	25.6
Neoplasms (140-239)	43	24	19	197.7	239.2	162.1
Malignant Neoplasms (140-208)	43	24	19	197.7	239.2	162.1
Stomach (151)	5	2	3	23.0	19.9	25.6
Colon (153)	4	3	1	18.4	29.9	8.5
Pancreas (157)	1	1	0	4.6	10.0	0.0
Trachea, Bronchus and Lung (162)	10	8	2	46.0	79.7	17.1
Breast (174-175)	2	1	1	9.2	10.0	8.5
Ovary (183)	2	0	2	9.2	0.0	17.1
Prostate (185)	2	0	2	9.2	0.0	17.1
Leukemia (204-208)	1	0	1	4.6	0.0	8.5
All Other Malignant Sites	16	9	7	73.6	89.7	59.7
Endocrine, Nutritional and Metabolic Diseases (240-279)	7	3	4	32.2	29.9	34.1
Diabetes Mellitus (250)	1	0	1	4.6	0.0	8.5
Diseases of Blood and Blood-Forming Organs (280-289)	1	0	1	4.6	0.0	8.5
Mental Disorders (290-319)	1	1	0	4.6	10.0	0.0
Diseases of the Nervous System and Sense Organs (320-389)	1	1	0	4.6	10.0	0.0
Diseases of the Circulatory System (390-459)	109	52	57	501.1	518.2	486.4
Hypertensive Diseases (401-405)	4	1	3	18.4	10.0	25.6
Ischaemic Heart Disease (410-414)	44	24	20	202.3	239.2	170.7
Acute Myocardial Infarction (410)	31	17	14	142.5	169.4	119.5
Other Forms of Heart Disease (420-429)	29	10	19	133.3	99.7	162.1
Cerebrovascular Disease (430-438)	25	12	13	114.9	119.6	110.9
Diseases of The Arteries And Capillaries (440-448)	6	4	2	27.6	39.9	17.1

SELECTED VITAL STATISTICS BY RACE, BY COUNTY, 1988

ITEM	BURKE					
	NUMBER			RATE		
	Total	White	Black	Total	White	Black
Cause of Death (Continued)						
Diseases of The Respiratory System (460-519)	15	6	9	69.0	59.8	76.8
Influenza and Pneumonia (480-487)	8	2	6	36.8	19.9	51.2
Chronic Obstructive Pulmonary Disease (490-496)	5	4	1	23.0	39.9	8.5
Diseases of The Digestive System (520-579)	10	5	5	46.0	49.8	42.7
Chronic Liver Disease And Cirrhosis (571)	3	3	0	13.8	29.9	0.0
Disease of The Genitourinary System (580-629)	3	1	2	13.8	10.0	17.1
Complications Of Pregnancy, Childbirth, And The Puerperium (630-676)	0	0	0	0.0	0.0	0.0
Diseases Of The Skin (680-709)	1	0	1	4.6	0.0	8.5
Diseases Of The Musculoskeletal System (710-739)	4	3	1	18.4	29.9	8.5
Congenital Anomalies (740-759)	1	1	0	4.6	10.0	0.0
Certain Conditions Originating In The Perinatal Period (760-779)	3	1	2	13.8	10.0	17.1
Disorders Relating To Short Gestation (765)	2	0	2	9.2	0.0	17.1
Symptoms, Signs, and Ill Defined Conditions (780-799)	2	1	1	9.2	10.0	8.5
SIDS (798)	1	0	1	4.6	0.0	8.5
Injury And Poisoning (E800-E999)	23	8	15	105.7	79.7	128.0
Motor Vehicle Accidents (E810-E825)	10	3	7	46.0	29.9	59.7
All Other Accidents (E800-E807, E826-E949)	8	3	5	36.8	29.9	42.7
Suicides (E950-E959)	3	2	1	13.8	19.9	8.5
Homicides (E960-E969)	2	0	2	9.2	0.0	17.1

SELECTED VITAL STATISTICS BY RACE, BY COUNTY, 1988

ITEM	BUTTS					
	NUMBER			RATE		
	Total	White	Black	Total	White	Black
TOTAL DEATHS	149	110	39	9.3	11.4	6.2
Lifestages						
INFANCY (<1)	2	1	1	8.5	7.2	10.3
NEONATAL	1	1	0	4.2	7.2	0.0
POST-NEONATAL	1	0	1	4.2	0.0	10.3
EARLY CHILDHOOD (1-4)	1	1	0	103.0	218.3	0.0
LATER CHILDHOOD (5-14)	1	1	0	38.8	74.7	0.0
ADOLESCENCE (15-19)	0	0	0	0.0	0.0	0.0
EARLY ADULTHOOD (20-29)	5	5	0	167.8	305.6	0.0
YOUNG ADULTHOOD (30-44)	4	2	2	139.6	106.7	201.8
MIDDLE ADULTHOOD (45-59)	16	12	4	724.0	769.7	614.4
LATER ADULTHOOD (60-74)	56	38	18	3216.5	2987.4	3838.0
OLDER ADULTHOOD (>74)	64	50	14	8876.6	9434.0	7329.8
Cause of Death						
Infectious and Parasitic Diseases (001-139)	4	1	3	25.1	10.3	47.8
Neoplasms (140-239)	27	21	6	169.1	216.7	95.6
Malignant Neoplasms (140-208)	26	20	6	162.9	206.4	95.6
Stomach (151)	0	0	0	0.0	0.0	0.0
Colon (153)	3	2	1	18.8	20.6	15.9
Pancreas (157)	2	1	1	12.5	10.3	15.9
Trachea, Bronchus and Lung (162)	5	5	0	31.3	51.6	0.0
Breast (174-175)	1	1	0	6.3	10.3	0.0
Ovary (183)	0	0	0	0.0	0.0	0.0
Prostate (185)	3	2	1	18.8	20.6	15.9
Leukemia (204-208)	1	1	0	6.3	10.3	0.0
All Other Malignant Sites	11	8	3	68.9	82.6	47.8
Endocrine, Nutritional and Metabolic Diseases (240-279)	7	2	5	43.8	20.6	79.7
Diabetes Mellitus (250)	6	2	4	37.6	20.6	63.8
Diseases of Blood and Blood-Forming Organs (280-289)	0	0	0	0.0	0.0	0.0
Mental Disorders (290-319)	3	2	1	18.8	20.6	15.9
Diseases of the Nervous System and Sense Organs (320-389)	0	0	0	0.0	0.0	0.0
Diseases of the Circulatory System (390-459)	67	51	16	419.7	526.3	255.0
Hypertensive Diseases (401-405)	4	2	2	25.1	20.6	31.9
Ischaemic Heart Disease (410-414)	27	20	7	169.1	206.4	111.6
Acute Myocardial Infarction (410)	16	13	3	100.2	134.2	47.8
Other Forms of Heart Disease (420-429)	20	16	4	125.3	165.1	63.8
Cerebrovascular Disease (430-438)	8	6	2	50.1	61.9	31.9
Diseases of The Arteries And Capillaries (440-448)	6	6	0	37.6	61.9	0.0

SELECTED VITAL STATISTICS BY RACE, BY COUNTY, 1988

ITEM	BUTTS					
	NUMBER			RATE		
	Total	White	Black	Total	White	Black
Cause of Death (Continued)						
Diseases of The Respiratory System (460-519)	11	9	2	68.9	92.9	31.9
Influenza and Pneumonia (480-487)	3	2	1	18.8	20.6	15.9
Chronic Obstructive Pulmonary Disease (490-496)	6	5	1	37.6	51.6	15.9
Diseases of The Digestive System (520-579)	6	6	0	37.6	61.9	0.0
Chronic Liver Disease And Cirrhosis (571)	2	2	0	12.5	20.6	0.0
Disease of The Genitourinary System (580-629)	4	2	2	25.1	20.6	31.9
Complications Of Pregnancy, Childbirth, And The Puerperium (630-676)	0	0	0	0.0	0.0	0.0
Diseases Of The Skin (680-709)	0	0	0	0.0	0.0	0.0
Diseases Of The Musculoskeletal System (710-739)	0	0	0	0.0	0.0	0.0
Congenital Anomalies (740-759)	0	0	0	0.0	0.0	0.0
Certain Conditions Originating In The Perinatal Period (760-779)	1	1	0	6.3	10.3	0.0
Disorders Relating To Short Gestation (765)	0	0	0	0.0	0.0	0.0
Symptoms, Signs, and Ill Defined Conditions (780-799)	1	0	1	6.3	0.0	15.9
SIDS (798)	1	0	1	6.3	0.0	15.9
Injury And Poisoning (E800-E999)	18	15	3	112.8	154.8	47.8
Motor Vehicle Accidents (E810-E825)	5	5	0	31.3	51.6	0.0
All Other Accidents (E800-E807, E826-E949)	4	4	0	25.1	41.3	0.0
Suicides (E950-E959)	5	4	1	31.3	41.3	15.9
Homicides (E960-E969)	4	2	2	25.1	20.6	31.9

SELECTED VITAL STATISTICS BY RACE, BY COUNTY, 1988

ITEM	CALHOUN					
	NUMBER			RATE		
	Total	White	Black	Total	White	Black
TOTAL DEATHS	67	33	34	11.4	13.4	10.0
Lifestages						
INFANCY (<1)	0	0	0	0.0	0.0	0.0
NEONATAL	0	0	0	0.0	0.0	0.0
POST-NEONATAL	0	0	0	0.0	0.0	0.0
EARLY CHILDHOOD (1-4)	0	0	0	0.0	0.0	0.0
LATER CHILDHOOD (5-14)	0	0	0	0.0	0.0	0.0
ADOLESCENCE (15-19)	1	0	1	162.1	0.0	242.7
EARLY ADULTHOOD (20-29)	2	0	2	228.3	0.0	370.4
YOUNG ADULTHOOD (30-44)	6	1	5	715.1	230.4	1234.6
MIDDLE ADULTHOOD (45-59)	6	3	3	693.6	683.4	704.2
LATER ADULTHOOD (60-74)	14	8	6	1801.8	2216.1	1442.3
OLDER ADULTHOOD (>74)	38	21	17	11111.1	12804.9	9550.6
Cause of Death						
Infectious and Parasitic Diseases (001-139)	0	0	0	0.0	0.0	0.0
Neoplasms (140-239)	7	5	2	119.6	202.7	59.0
Malignant Neoplasms (140-208)	7	5	2	119.6	202.7	59.0
Stomach (151)	0	0	0	0.0	0.0	0.0
Colon (153)	0	0	0	0.0	0.0	0.0
Pancreas (157)	1	1	0	17.1	40.5	0.0
Trachea, Bronchus and Lung (162)	2	1	1	34.2	40.5	29.5
Breast (174-175)	0	0	0	0.0	0.0	0.0
Ovary (183)	0	0	0	0.0	0.0	0.0
Prostate (185)	1	1	0	17.1	40.5	0.0
Leukemia (204-208)	1	1	0	17.1	40.5	0.0
All Other Malignant Sites	2	1	1	34.2	40.5	29.5
Endocrine, Nutritional and Metabolic Diseases (240-279)	3	0	3	51.2	0.0	88.6
Diabetes Mellitus (250)	3	0	3	51.2	0.0	88.6
Diseases of Blood and Blood-Forming Organs (280-289)	0	0	0	0.0	0.0	0.0
Mental Disorders (290-319)	1	0	1	17.1	0.0	29.5
Diseases of the Nervous System and Sense Organs (320-389)	1	1	0	17.1	40.5	0.0
Diseases of the Circulatory System (390-459)	35	17	18	597.9	689.1	531.4
Hypertensive Diseases (401-405)	3	1	2	51.2	40.5	59.0
Ischaemic Heart Disease (410-414)	5	4	1	85.4	162.1	29.5
Acute Myocardial Infarction (410)	4	3	1	68.3	121.6	29.5
Other Forms of Heart Disease (420-429)	9	5	4	153.7	202.7	118.1
Cerebrovascular Disease (430-438)	16	5	11	273.3	202.7	324.8
Diseases of The Arteries And Capillaries (440-448)	2	2	0	34.2	81.1	0.0

SELECTED VITAL STATISTICS BY RACE, BY COUNTY, 1988

ITEM	CALHOUN					
	NUMBER			RATE		
	Total	White	Black	Total	White	Black
Cause of Death (Continued)						
Diseases of The Respiratory System (460-519)	3	3	0	51.2	121.6	0.0
Influenza and Pneumonia (480-487)	1	1	0	17.1	40.5	0.0
Chronic Obstructive Pulmonary Disease (490-496)	2	2	0	34.2	81.1	0.0
Diseases of The Digestive System (520-579)	3	1	2	51.2	40.5	59.0
Chronic Liver Disease And Cirrhosis (571)	0	0	0	0.0	0.0	0.0
Disease of The Genitourinary System (580-629)	0	0	0	0.0	0.0	0.0
Complications Of Pregnancy, Childbirth, And The Puerperium (630-676)	0	0	0	0.0	0.0	0.0
Diseases Of The Skin (680-709)	0	0	0	0.0	0.0	0.0
Diseases Of The Musculoskeletal System (710-739)	0	0	0	0.0	0.0	0.0
Congenital Anomalies (740-759)	0	0	0	0.0	0.0	0.0
Certain Conditions Originating In The Perinatal Period (760-779)	0	0	0	0.0	0.0	0.0
Disorders Relating To Short Gestation (765)	0	0	0	0.0	0.0	0.0
Symptoms, Signs, and Ill Defined Conditions (780-799)	1	0	1	17.1	0.0	29.5
SIDS (798)	0	0	0	0.0	0.0	0.0
Injury And Poisoning (E800-E999)	13	6	7	222.1	243.2	206.7
Motor Vehicle Accidents (E810-E825)	6	2	4	102.5	81.1	118.1
All Other Accidents (E800-E807, E826-E949)	6	4	2	102.5	162.1	59.0
Suicides (E950-E959)	0	0	0	0.0	0.0	0.0
Homicides (E960-E969)	1	0	1	17.1	0.0	29.5

SELECTED VITAL STATISTICS BY RACE, BY COUNTY, 1988

ITEM	CAMDEN					
	NUMBER			RATE		
	Total	White	Black	Total	White	Black
TOTAL DEATHS	112	74	38	6.2	6.1	6.5
Lifestages						
INFANCY (<1)	6	3	3	11.6	8.0	22.7
NEONATAL	4	1	3	7.7	2.7	22.7
POST-NEONATAL	2	2	0	3.9	5.3	0.0
EARLY CHILDHOOD (1-4)	1	1	0	98.9	154.8	0.0
LATER CHILDHOOD (5-14)	2	1	1	59.8	48.2	78.8
ADOLESCENCE (15-19)	1	0	1	53.2	0.0	133.3
EARLY ADULTHOOD (20-29)	4	2	2	126.9	91.6	206.8
YOUNG ADULTHOOD (30-44)	9	8	1	260.3	315.5	108.6
MIDDLE ADULTHOOD (45-59)	20	15	5	799.0	836.6	704.2
LATER ADULTHOOD (60-74)	37	21	16	2272.7	1960.8	2872.5
OLDER ADULTHOOD (>74)	32	23	9	7126.9	8914.7	4712.0
Cause of Death						
Infectious and Parasitic Diseases (001-139)	1	1	0	5.6	8.3	0.0
Neoplasms (140-239)	23	12	11	128.2	99.4	187.4
Malignant Neoplasms (140-208)	22	12	10	122.6	99.4	170.3
Stomach (151)	2	1	1	11.1	8.3	17.0
Colon (153)	0	0	0	0.0	0.0	0.0
Pancreas (157)	2	1	1	11.1	8.3	17.0
Trachea, Bronchus and Lung (162)	9	5	4	50.2	41.4	68.1
Breast (174-175)	1	0	1	5.6	0.0	17.0
Ovary (183)	0	0	0	0.0	0.0	0.0
Prostate (185)	1	0	1	5.6	0.0	17.0
Leukemia (204-208)	0	0	0	0.0	0.0	0.0
All Other Malignant Sites	7	5	2	39.0	41.4	34.1
Endocrine, Nutritional and Metabolic Diseases (240-279)	4	3	1	22.3	24.9	17.0
Diabetes Mellitus (250)	4	3	1	22.3	24.9	17.0
Diseases of Blood and Blood-Forming Organs (280-289)	1	0	1	5.6	0.0	17.0
Mental Disorders (290-319)	2	2	0	11.1	16.6	0.0
Diseases of the Nervous System and Sense Organs (320-389)	2	1	1	11.1	8.3	17.0
Diseases of the Circulatory System (390-459)	43	32	11	239.7	265.2	187.4
Hypertensive Diseases (401-405)	3	1	2	16.7	8.3	34.1
Ischaemic Heart Disease (410-414)	20	18	2	111.5	149.2	34.1
Acute Myocardial Infarction (410)	8	8	0	44.6	66.3	0.0
Other Forms of Heart Disease (420-429)	10	6	4	55.7	49.7	68.1
Cerebrovascular Disease (430-438)	5	2	3	27.9	16.6	51.1
Diseases of The Arteries And Capillaries (440-448)	3	3	0	16.7	24.9	0.0

SELECTED VITAL STATISTICS BY RACE, BY COUNTY, 1988

ITEM	CAMDEN					
	NUMBER			RATE		
	Total	White	Black	Total	White	Black
Cause of Death (Continued)						
Diseases of The Respiratory System (460-519)	6	4	2	33.4	33.1	34.1
Influenza and Pneumonia (480-487)	2	1	1	11.1	8.3	17.0
Chronic Obstructive Pulmonary Disease (490-496)	3	3	0	16.7	24.9	0.0
Diseases of The Digestive System (520-579)	7	4	3	39.0	33.1	51.1
Chronic Liver Disease And Cirrhosis (571)	2	2	0	11.1	16.6	0.0
Disease of The Genitourinary System (580-629)	1	1	0	5.6	8.3	0.0
Complications Of Pregnancy, Childbirth, And The Puerperium (630-676)	0	0	0	0.0	0.0	0.0
Diseases Of The Skin (680-709)	0	0	0	0.0	0.0	0.0
Diseases Of The Musculoskeletal System (710-739)	0	0	0	0.0	0.0	0.0
Congenital Anomalies (740-759)	0	0	0	0.0	0.0	0.0
Certain Conditions Originating In The Perinatal Period (760-779)	4	1	3	22.3	8.3	51.1
Disorders Relating To Short Gestation (765)	2	1	1	11.1	8.3	17.0
Symptoms, Signs, and Ill Defined Conditions (780-799)	4	4	0	22.3	33.1	0.0
SIDS (798)	2	2	0	11.1	16.6	0.0
Injury And Poisoning (E800-E999)	14	9	5	78.0	74.6	85.2
Motor Vehicle Accidents (E810-E825)	6	4	2	33.4	33.1	34.1
All Other Accidents (E800-E807, E826-E949)	4	3	1	22.3	24.9	17.0
Suicides (E950-E959)	1	1	0	5.6	8.3	0.0
Homicides (E960-E969)	3	1	2	16.7	8.3	34.1

SELECTED VITAL STATISTICS BY RACE, BY COUNTY, 1988

ITEM	CANDLER					
	NUMBER			RATE		
	Total	White	Black	Total	White	Black
TOTAL DEATHS	116	79	37	15.1	15.2	14.9
Lifestages						
INFANCY (<1)	1	0	1	8.5	0.0	19.6
NEONATAL	0	0	0	0.0	0.0	0.0
POST-NEONATAL	1	0	1	8.5	0.0	19.6
EARLY CHILDHOOD (1-4)	0	0	0	0.0	0.0	0.0
LATER CHILDHOOD (5-14)	1	1	0	77.2	127.9	0.0
ADOLESCENCE (15-19)	2	2	0	306.7	503.8	0.0
EARLY ADULTHOOD (20-29)	4	1	3	382.0	149.9	789.5
YOUNG ADULTHOOD (30-44)	5	4	1	397.5	426.9	311.5
MIDDLE ADULTHOOD (45-59)	9	5	4	845.9	626.6	1503.8
LATER ADULTHOOD (60-74)	40	29	11	2994.0	2974.4	3047.1
OLDER ADULTHOOD (>74)	54	37	17	10325.0	9736.8	11888.1
Cause of Death						
Infectious and Parasitic Diseases (001-139)	2	2	0	26.0	38.4	0.0
Neoplasms (140-239)	12	10	2	155.9	191.8	80.6
Malignant Neoplasms (140-208)	12	10	2	155.9	191.8	80.6
Stomach (151)	0	0	0	0.0	0.0	0.0
Colon (153)	2	2	0	26.0	38.4	0.0
Pancreas (157)	1	1	0	13.0	19.2	0.0
Trachea, Bronchus and Lung (162)	2	1	1	26.0	19.2	40.3
Breast (174-175)	1	1	0	13.0	19.2	0.0
Ovary (183)	0	0	0	0.0	0.0	0.0
Prostate (185)	2	1	1	26.0	19.2	40.3
Leukemia (204-208)	1	1	0	13.0	19.2	0.0
All Other Malignant Sites	3	3	0	39.0	57.5	0.0
Endocrine, Nutritional and Metabolic Diseases (240-279)	2	1	1	26.0	19.2	40.3
Diabetes Mellitus (250)	2	1	1	26.0	19.2	40.3
Diseases of Blood and Blood-Forming Organs (280-289)	0	0	0	0.0	0.0	0.0
Mental Disorders (290-319)	0	0	0	0.0	0.0	0.0
Diseases of the Nervous System and Sense Organs (320-389)	3	1	2	39.0	19.2	80.6
Diseases of the Circulatory System (390-459)	65	42	23	844.7	805.7	926.7
Hypertensive Diseases (401-405)	3	0	3	39.0	0.0	120.9
Ischaemic Heart Disease (410-414)	26	23	3	337.9	441.2	120.9
Acute Myocardial Infarction (410)	18	16	2	233.9	306.9	80.6
Other Forms of Heart Disease (420-429)	16	11	5	207.9	211.0	201.5
Cerebrovascular Disease (430-438)	17	5	12	220.9	95.9	483.5
Diseases of The Arteries And Capillaries (440-448)	2	2	0	26.0	38.4	0.0

SELECTED VITAL STATISTICS BY RACE, BY COUNTY, 1988

ITEM	CANDLER					
	NUMBER			RATE		
	Total	White	Black	Total	White	Black
Cause of Death (Continued)						
Diseases of The Respiratory System (460-519)	4	4	0	52.0	76.7	0.0
Influenza and Pneumonia (480-487)	2	2	0	26.0	38.4	0.0
Chronic Obstructive Pulmonary Disease (490-496)	2	2	0	26.0	38.4	0.0
Diseases of The Digestive System (520-579)	4	4	0	52.0	76.7	0.0
Chronic Liver Disease And Cirrhosis (571)	1	1	0	13.0	19.2	0.0
Disease of The Genitourinary System (580-629)	5	2	3	65.0	38.4	120.9
Complications Of Pregnancy, Childbirth, And The Puerperium (630-676)	1	0	1	13.0	0.0	40.3
Diseases Of The Skin (680-709)	2	1	1	26.0	19.2	40.3
Diseases Of The Musculoskeletal System (710-739)	2	2	0	26.0	38.4	0.0
Congenital Anomalies (740-759)	1	1	0	13.0	19.2	0.0
Certain Conditions Originating In The Perinatal Period (760-779)	0	0	0	0.0	0.0	0.0
Disorders Relating To Short Gestation (765)	0	0	0	0.0	0.0	0.0
Symptoms, Signs, and Ill Defined Conditions (780-799)	2	1	1	26.0	19.2	40.3
SIDS (798)	1	0	1	13.0	0.0	40.3
Injury And Poisoning (E800-E999)	11	8	3	142.9	153.5	120.9
Motor Vehicle Accidents (E810-E825)	8	6	2	104.0	115.1	80.6
All Other Accidents (E800-E807, E826-E949)	3	2	1	39.0	38.4	40.3
Suicides (E950-E959)	0	0	0	0.0	0.0	0.0
Homicides (E960-E969)	0	0	0	0.0	0.0	0.0

SELECTED VITAL STATISTICS BY RACE, BY COUNTY, 1988

ITEM	CARROLL					
	NUMBER			RATE		
	Total	White	Black	Total	White	Black
TOTAL DEATHS	557	472	84	8.4	8.6	7.2
Lifestages						
INFANCY (<1)	19	16	3	17.1	18.6	12.3
NEONATAL	13	10	3	11.7	11.7	12.3
POST-NEONATAL	6	6	0	5.4	7.0	0.0
EARLY CHILDHOOD (1-4)	0	0	0	0.0	0.0	0.0
LATER CHILDHOOD (5-14)	2	1	1	17.6	11.3	39.8
ADOLESCENCE (15-19)	4	3	1	57.8	57.1	59.9
EARLY ADULTHOOD (20-29)	11	7	3	94.0	73.7	135.9
YOUNG ADULTHOOD (30-44)	29	21	8	226.5	193.1	414.9
MIDDLE ADULTHOOD (45-59)	68	53	15	785.4	701.2	1363.6
LATER ADULTHOOD (60-74)	172	148	24	2316.8	2254.4	2793.9
OLDER ADULTHOOD (>74)	252	223	29	9326.4	9188.3	10545.4
Cause of Death						
Infectious and Parasitic Diseases (001-139)	12	8	4	18.1	14.6	34.5
Neoplasms (140-239)	124	111	13	186.8	202.6	112.1
Malignant Neoplasms (140-208)	120	109	11	180.8	199.0	94.9
Stomach (151)	5	3	2	7.5	5.5	17.2
Colon (153)	15	13	2	22.6	23.7	17.2
Pancreas (157)	7	7	0	10.5	12.8	0.0
Trachea, Bronchus and Lung (162)	35	34	1	52.7	62.1	8.6
Breast (174-175)	8	8	0	12.1	14.6	0.0
Ovary (183)	5	5	0	7.5	9.1	0.0
Prostate (185)	5	5	0	7.5	9.1	0.0
Leukemia (204-208)	2	1	1	3.0	1.8	8.6
All Other Malignant Sites	38	33	5	57.2	60.2	43.1
Endocrine, Nutritional and Metabolic Diseases (240-279)	9	7	2	13.6	12.8	17.2
Diabetes Mellitus (250)	5	4	1	7.5	7.3	8.6
Diseases of Blood and Blood-Forming Organs (280-289)	2	2	0	3.0	3.7	0.0
Mental Disorders (290-319)	5	5	0	7.5	9.1	0.0
Diseases of the Nervous System and Sense Organs (320-389)	2	1	1	3.0	1.8	8.6
Diseases of the Circulatory System (390-459)	270	231	39	406.8	421.7	336.3
Hypertensive Diseases (401-405)	1	1	0	1.5	1.8	0.0
Ischaemic Heart Disease (410-414)	135	119	16	203.4	217.2	138.0
Acute Myocardial Infarction (410)	75	69	6	113.0	126.0	51.7
Other Forms of Heart Disease (420-429)	50	42	8	75.3	76.7	69.0
Cerebrovascular Disease (430-438)	60	50	10	90.4	91.3	86.2
Diseases of The Arteries And Capillaries (440-448)	18	15	3	27.1	27.4	25.9

SELECTED VITAL STATISTICS BY RACE, BY COUNTY, 1988

ITEM	CARROLL					
	NUMBER			RATE		
	Total	White	Black	Total	White	Black
Cause of Death (Continued)						
Diseases of The Respiratory System (460-519)	39	33	6	58.8	60.2	51.7
Influenza and Pneumonia (480-487)	18	14	4	27.1	25.6	34.5
Chronic Obstructive Pulmonary Disease (490-496)	14	13	1	21.1	23.7	8.6
Diseases of The Digestive System (520-579)	16	12	4	24.1	21.9	34.5
Chronic Liver Disease And Cirrhosis (571)	5	3	2	7.5	5.5	17.2
Disease of The Genitourinary System (580-629)	9	8	1	13.6	14.6	8.6
Complications Of Pregnancy, Childbirth, And The Puerperium (630-676)	0	0	0	0.0	0.0	0.0
Diseases Of The Skin (680-709)	0	0	0	0.0	0.0	0.0
Diseases Of The Musculoskeletal System (710-739)	1	1	0	1.5	1.8	0.0
Congenital Anomalies (740-759)	4	2	2	6.0	3.7	17.2
Certain Conditions Originating In The Perinatal Period (760-779)	10	8	2	15.1	14.6	17.2
Disorders Relating To Short Gestation (765)	4	3	1	6.0	5.5	8.6
Symptoms, Signs, and Ill Defined Conditions (780-799)	8	8	0	12.1	14.6	0.0
SIDS (798)	4	4	0	6.0	7.3	0.0
Injury And Poisoning (E800-E999)	46	35	10	69.3	63.9	86.2
Motor Vehicle Accidents (E810-E825)	23	18	4	34.7	32.9	34.5
All Other Accidents (E800-E807, E826-E949)	10	7	3	15.1	12.8	25.9
Suicides (E950-E959)	7	7	0	10.5	12.8	0.0
Homicides (E960-E969)	6	3	3	9.0	5.5	25.9

SELECTED VITAL STATISTICS BY RACE, BY COUNTY, 1988

ITEM	CATOOSA					
	NUMBER			RATE		
	Total	White	Black	Total	White	Black
TOTAL DEATHS	316	308	6	7.5	7.5	11.4
Lifestages						
INFANCY (<1)	6	5	1	10.7	9.0	200.0
NEONATAL	2	2	0	3.6	3.6	0.0
POST-NEONATAL	4	3	1	7.1	5.4	200.0
EARLY CHILDHOOD (1-4)	2	2	0	79.3	80.9	0.0
LATER CHILDHOOD (5-14)	0	0	0	0.0	0.0	0.0
ADOLESCENCE (15-19)	1	1	0	27.1	27.4	0.0
EARLY ADULTHOOD (20-29)	10	10	0	152.5	154.9	0.0
YOUNG ADULTHOOD (30-44)	17	17	0	186.1	188.3	0.0
MIDDLE ADULTHOOD (45-59)	54	51	2	860.3	819.3	3846.2
LATER ADULTHOOD (60-74)	107	105	1	2366.7	2344.8	2325.6
OLDER ADULTHOOD (>74)	119	117	2	8542.7	8596.6	6250.0
Cause of Death						
Infectious and Parasitic Diseases (001-139)	9	8	1	21.5	19.4	189.4
Neoplasms (140-239)	88	84	2	210.2	203.2	378.8
Malignant Neoplasms (140-208)	84	80	2	200.7	193.6	378.8
Stomach (151)	1	1	0	2.4	2.4	0.0
Colon (153)	7	6	0	16.7	14.5	0.0
Pancreas (157)	3	3	0	7.2	7.3	0.0
Trachea, Bronchus and Lung (162)	26	25	0	62.1	60.5	0.0
Breast (174-175)	10	9	1	23.9	21.8	189.4
Ovary (183)	1	1	0	2.4	2.4	0.0
Prostate (185)	10	10	0	23.9	24.2	0.0
Leukemia (204-208)	0	0	0	0.0	0.0	0.0
All Other Malignant Sites	26	25	1	62.1	60.5	189.4
Endocrine, Nutritional and Metabolic Diseases (240-279)	10	10	0	23.9	24.2	0.0
Diabetes Mellitus (250)	8	8	0	19.1	19.4	0.0
Diseases of Blood and Blood-Forming Organs (280-289)	2	2	0	4.8	4.8	0.0
Mental Disorders (290-319)	3	3	0	7.2	7.3	0.0
Diseases of the Nervous System and Sense Organs (320-389)	7	7	0	16.7	16.9	0.0
Diseases of the Circulatory System (390-459)	121	120	1	289.1	290.3	189.4
Hypertensive Diseases (401-405)	1	1	0	2.4	2.4	0.0
Ischaemic Heart Disease (410-414)	58	58	0	138.6	140.3	0.0
Acute Myocardial Infarction (410)	40	40	0	95.6	96.8	0.0
Other Forms of Heart Disease (420-429)	34	34	0	81.2	82.3	0.0
Cerebrovascular Disease (430-438)	25	24	1	59.7	58.1	189.4
Diseases of The Arteries And Capillaries (440-448)	2	2	0	4.8	4.8	0.0

SELECTED VITAL STATISTICS BY RACE, BY COUNTY, 1988

ITEM	CATOOSA					
	NUMBER			RATE		
	Total	White	Black	Total	White	Black
Cause of Death (Continued)						
Diseases of The Respiratory System (460-519)	23	22	1	54.9	53.2	189.4
Influenza and Pneumonia (480-487)	8	8	0	19.1	19.4	0.0
Chronic Obstructive Pulmonary Disease (490-496)	14	13	1	33.4	31.5	189.4
Diseases of The Digestive System (520-579)	11	11	0	26.3	26.6	0.0
Chronic Liver Disease And Cirrhosis (571)	2	2	0	4.8	4.8	0.0
Disease of The Genitourinary System (580-629)	6	6	0	14.3	14.5	0.0
Complications Of Pregnancy, Childbirth, And The Puerperium (630-676)	0	0	0	0.0	0.0	0.0
Diseases Of The Skin (680-709)	0	0	0	0.0	0.0	0.0
Diseases Of The Musculoskeletal System (710-739)	1	1	0	2.4	2.4	0.0
Congenital Anomalies (740-759)	2	2	0	4.8	4.8	0.0
Certain Conditions Originating In The Perinatal Period (760-779)	2	2	0	4.8	4.8	0.0
Disorders Relating To Short Gestation (765)	0	0	0	0.0	0.0	0.0
Symptoms, Signs, and Ill Defined Conditions (780-799)	2	2	0	4.8	4.8	0.0
SIDS (798)	2	2	0	4.8	4.8	0.0
Injury And Poisoning (E800-E999)	29	28	1	69.3	67.7	189.4
Motor Vehicle Accidents (E810-E825)	14	14	0	33.4	33.9	0.0
All Other Accidents (E800-E807, E826-E949)	9	8	1	21.5	19.4	189.4
Suicides (E950-E959)	6	6	0	14.3	14.5	0.0
Homicides (E960-E969)	0	0	0	0.0	0.0	0.0

SELECTED VITAL STATISTICS BY RACE, BY COUNTY, 1988

ITEM	CHARLTON					
	NUMBER			RATE		
	Total	White	Black	Total	White	Black
TOTAL DEATHS	76	58	18	9.2	10.0	7.4
Lifestages						
INFANCY (<1)	4	4	0	22.0	38.5	0.0
NEONATAL	4	4	0	22.0	38.5	0.0
POST-NEONATAL	0	0	0	0.0	0.0	0.0
EARLY CHILDHOOD (1-4)	0	0	0	0.0	0.0	0.0
LATER CHILDHOOD (5-14)	1	1	0	61.1	98.8	0.0
ADOLESCENCE (15-19)	0	0	0	0.0	0.0	0.0
EARLY ADULTHOOD (20-29)	2	1	1	163.8	117.2	271.7
YOUNG ADULTHOOD (30-44)	4	3	1	279.3	270.5	309.6
MIDDLE ADULTHOOD (45-59)	9	5	4	838.0	605.3	1612.9
LATER ADULTHOOD (60-74)	21	18	3	2277.7	2601.2	1304.3
OLDER ADULTHOOD (>74)	35	26	9	10869.6	10924.4	10714.3
Cause of Death						
Infectious and Parasitic Diseases (001-139)	0	0	0	0.0	0.0	0.0
Neoplasms (140-239)	15	11	4	182.2	190.1	163.5
Malignant Neoplasms (140-208)	15	11	4	182.2	190.1	163.5
Stomach (151)	0	0	0	0.0	0.0	0.0
Colon (153)	0	0	0	0.0	0.0	0.0
Pancreas (157)	0	0	0	0.0	0.0	0.0
Trachea, Bronchus and Lung (162)	2	2	0	24.3	34.6	0.0
Breast (174-175)	2	1	1	24.3	17.3	40.9
Ovary (183)	0	0	0	0.0	0.0	0.0
Prostate (185)	0	0	0	0.0	0.0	0.0
Leukemia (204-208)	1	1	0	12.1	17.3	0.0
All Other Malignant Sites	10	7	3	121.5	121.0	122.6
Endocrine, Nutritional and Metabolic Diseases (240-279)	3	2	1	36.4	34.6	40.9
Diabetes Mellitus (250)	2	1	1	24.3	17.3	40.9
Diseases of Blood and Blood-Forming Organs (280-289)	0	0	0	0.0	0.0	0.0
Mental Disorders (290-319)	1	0	1	12.1	0.0	40.9
Diseases of the Nervous System and Sense Organs (320-389)	0	0	0	0.0	0.0	0.0
Diseases of the Circulatory System (390-459)	39	29	10	473.8	501.3	408.8
Hypertensive Diseases (401-405)	4	4	0	48.6	69.1	0.0
Ischaemic Heart Disease (410-414)	13	11	2	157.9	190.1	81.8
Acute Myocardial Infarction (410)	6	5	1	72.9	86.4	40.9
Other Forms of Heart Disease (420-429)	11	7	4	133.6	121.0	163.5
Cerebrovascular Disease (430-438)	9	7	2	109.3	121.0	81.8
Diseases of The Arteries And Capillaries (440-448)	1	0	1	12.1	0.0	40.9

SELECTED VITAL STATISTICS BY RACE, BY COUNTY, 1988

ITEM	CHARLTON					
	NUMBER			RATE		
	Total	White	Black	Total	White	Black
Cause of Death (Continued)						
Diseases of The Respiratory System (460-519)	7	7	0	85.0	121.0	0.0
Influenza and Pneumonia (480-487)	2	2	0	24.3	34.6	0.0
Chronic Obstructive Pulmonary Disease (490-496)	4	4	0	48.6	69.1	0.0
Diseases of The Digestive System (520-579)	2	1	1	24.3	17.3	40.9
Chronic Liver Disease And Cirrhosis (571)	0	0	0	0.0	0.0	0.0
Disease of The Genitourinary System (580-629)	0	0	0	0.0	0.0	0.0
Complications Of Pregnancy, Childbirth, And The Puerperium (630-676)	0	0	0	0.0	0.0	0.0
Diseases Of The Skin (680-709)	0	0	0	0.0	0.0	0.0
Diseases Of The Musculoskeletal System (710-739)	0	0	0	0.0	0.0	0.0
Congenital Anomalies (740-759)	1	1	0	12.1	17.3	0.0
Certain Conditions Originating In The Perinatal Period (760-779)	2	2	0	24.3	34.6	0.0
Disorders Relating To Short Gestation (765)	1	1	0	12.1	17.3	0.0
Symptoms, Signs, and Ill Defined Conditions (780-799)	0	0	0	0.0	0.0	0.0
SIDS (798)	0	0	0	0.0	0.0	0.0
Injury And Poisoning (E800-E999)	6	5	1	72.9	86.4	40.9
Motor Vehicle Accidents (E810-E825)	4	3	1	48.6	51.9	40.9
All Other Accidents (E800-E807, E826-E949)	0	0	0	0.0	0.0	0.0
Suicides (E950-E959)	1	1	0	12.1	17.3	0.0
Homicides (E960-E969)	0	0	0	0.0	0.0	0.0

SELECTED VITAL STATISTICS BY RACE, BY COUNTY, 1988

ITEM	CHATHAM					
	NUMBER			RATE		
	Total	White	Black	Total	White	Black
TOTAL DEATHS	2115	1256	854	9.5	9.3	9.7
Lifestages						
INFANCY (<1)	64	22	42	16.5	11.6	21.8
NEONATAL	42	12	30	10.8	6.3	15.6
POST-NEONATAL	22	10	12	5.7	5.3	6.2
EARLY CHILDHOOD (1-4)	8	1	7	56.6	13.6	102.6
LATER CHILDHOOD (5-14)	11	4	7	31.3	21.7	41.9
ADOLESCENCE (15-19)	10	6	4	48.0	53.4	41.7
EARLY ADULTHOOD (20-29)	57	24	32	139.2	97.3	196.5
YOUNG ADULTHOOD (30-44)	133	59	74	332.8	224.4	540.9
MIDDLE ADULTHOOD (45-59)	243	125	117	755.2	575.4	1119.4
LATER ADULTHOOD (60-74)	685	420	262	2556.0	2416.6	2781.3
OLDER ADULTHOOD (>74)	904	595	309	9937.3	9911.7	9987.1
Cause of Death						
Infectious and Parasitic Diseases (001-139)	74	30	44	33.2	22.2	50.0
Neoplasms (140-239)	456	298	156	204.5	220.7	177.3
Malignant Neoplasms (140-208)	453	296	155	203.2	219.2	176.2
Stomach (151)	10	4	6	4.5	3.0	6.8
Colon (153)	39	29	10	17.5	21.5	11.4
Pancreas (157)	22	10	11	9.9	7.4	12.5
Trachea, Bronchus and Lung (162)	138	106	32	61.9	78.5	36.4
Breast (174-175)	37	18	19	16.6	13.3	21.6
Ovary (183)	13	8	5	5.8	5.9	5.7
Prostate (185)	24	10	14	10.8	7.4	15.9
Leukemia (204-208)	18	12	6	8.1	8.9	6.8
All Other Malignant Sites	152	99	52	68.2	73.3	59.1
Endocrine, Nutritional and Metabolic Diseases (240-279)	58	24	34	26.0	17.8	38.6
Diabetes Mellitus (250)	40	17	23	17.9	12.6	26.1
Diseases of Blood and Blood-Forming Organs (280-289)	5	2	3	2.2	1.5	3.4
Mental Disorders (290-319)	24	15	9	10.8	11.1	10.2
Diseases of the Nervous System and Sense Organs (320-389)	49	33	16	22.0	24.4	18.2
Diseases of the Circulatory System (390-459)	903	522	379	405.0	386.6	430.8
Hypertensive Diseases (401-405)	28	7	21	12.6	5.2	23.9
Ischaemic Heart Disease (410-414)	470	280	188	210.8	207.4	213.7
Acute Myocardial Infarction (410)	291	152	137	130.5	112.6	155.7
Other Forms of Heart Disease (420-429)	178	109	69	79.8	80.7	78.4
Cerebrovascular Disease (430-438)	168	94	74	75.3	69.6	84.1
Diseases of The Arteries And Capillaries (440-448)	36	24	12	16.1	17.8	13.6

SELECTED VITAL STATISTICS BY RACE, BY COUNTY, 1988

ITEM	CHATHAM					
	NUMBER			RATE		
	Total	White	Black	Total	White	Black
Cause of Death (Continued)						
Diseases of The Respiratory System (460-519)	180	125	55	80.7	92.6	62.5
Influenza and Pneumonia (480-487)	68	31	37	30.5	23.0	42.1
Chronic Obstructive Pulmonary Disease (490-496)	88	79	9	39.5	58.5	10.2
Diseases of The Digestive System (520-579)	66	46	20	29.6	34.1	22.7
Chronic Liver Disease And Cirrhosis (571)	30	20	10	13.5	14.8	11.4
Disease of The Genitourinary System (580-629)	49	19	30	22.0	14.1	34.1
Complications Of Pregnancy, Childbirth, And The Puerperium (630-676)	0	0	0	0.0	0.0	0.0
Diseases Of The Skin (680-709)	7	4	3	3.1	3.0	3.4
Diseases Of The Musculoskeletal System (710-739)	11	9	2	4.9	6.7	2.3
Congenital Anomalies (740-759)	12	5	7	5.4	3.7	8.0
Certain Conditions Originating In The Perinatal Period (760-779)	37	12	25	16.6	8.9	28.4
Disorders Relating To Short Gestation (765)	10	2	8	4.5	1.5	9.1
Symptoms, Signs, and Ill Defined Conditions (780-799)	31	22	9	13.9	16.3	10.2
SIDS (798)	9	4	5	4.0	3.0	5.7
Injury And Poisoning (E800-E999)	153	90	62	68.6	66.7	70.5
Motor Vehicle Accidents (E810-E825)	46	26	19	20.6	19.3	21.6
All Other Accidents (E800-E807, E826-E949)	41	28	13	18.4	20.7	14.8
Suicides (E950-E959)	33	28	5	14.8	20.7	5.7
Homicides (E960-E969)	29	7	22	13.0	5.2	25.0

SELECTED VITAL STATISTICS BY RACE, BY COUNTY, 1988

ITEM	CHATTAHOOCHEE					
	NUMBER			RATE		
	Total	White	Black	Total	White	Black
TOTAL DEATHS	30	14	15	1.1	0.9	1.4
Lifestages						
INFANCY (<1)	1	0	1	4.3	0.0	13.3
NEONATAL	1	0	1	4.3	0.0	13.3
POST-NEONATAL	0	0	0	0.0	0.0	0.0
EARLY CHILDHOOD (1-4)	0	0	0	0.0	0.0	0.0
LATER CHILDHOOD (5-14)	0	0	0	0.0	0.0	0.0
ADOLESCENCE (15-19)	1	0	1	19.7	0.0	52.8
EARLY ADULTHOOD (20-29)	5	4	1	53.1	77.2	23.6
YOUNG ADULTHOOD (30-44)	7	2	5	154.5	68.7	308.6
MIDDLE ADULTHOOD (45-59)	2	1	1	275.5	203.7	425.5
LATER ADULTHOOD (60-74)	6	3	3	2264.2	1829.3	2970.3
OLDER ADULTHOOD (>74)	8	4	3	14035.1	13793.1	10714.3
Cause of Death						
Infectious and Parasitic Diseases (001-139)	0	0	0	0.0	0.0	0.0
Neoplasms (140-239)	8	4	4	30.2	25.0	38.0
Malignant Neoplasms (140-208)	8	4	4	30.2	25.0	38.0
Stomach (151)	1	0	1	3.8	0.0	9.5
Colon (153)	2	1	1	7.5	6.3	9.5
Pancreas (157)	0	0	0	0.0	0.0	0.0
Trachea, Bronchus and Lung (162)	2	2	0	7.5	12.5	0.0
Breast (174-175)	0	0	0	0.0	0.0	0.0
Ovary (183)	0	0	0	0.0	0.0	0.0
Prostate (185)	1	0	1	3.8	0.0	9.5
Leukemia (204-208)	0	0	0	0.0	0.0	0.0
All Other Malignant Sites	2	1	1	7.5	6.3	9.5
Endocrine, Nutritional and Metabolic Diseases (240-279)	0	0	0	0.0	0.0	0.0
Diabetes Mellitus (250)	0	0	0	0.0	0.0	0.0
Diseases of Blood and Blood-Forming Organs (280-289)	0	0	0	0.0	0.0	0.0
Mental Disorders (290-319)	0	0	0	0.0	0.0	0.0
Diseases of the Nervous System and Sense Organs (320-389)	0	0	0	0.0	0.0	0.0
Diseases of the Circulatory System (390-459)	11	5	6	41.5	31.3	57.1
Hypertensive Diseases (401-405)	0	0	0	0.0	0.0	0.0
Ischaemic Heart Disease (410-414)	2	1	1	7.5	6.3	9.5
Acute Myocardial Infarction (410)	2	1	1	7.5	6.3	9.5
Other Forms of Heart Disease (420-429)	7	4	3	26.4	25.0	28.5
Cerebrovascular Disease (430-438)	1	0	1	3.8	0.0	9.5
Diseases of The Arteries And Capillaries (440-448)	1	0	1	3.8	0.0	9.5

SELECTED VITAL STATISTICS BY RACE, BY COUNTY, 1988

ITEM	CHATTAHOOCHEE					
	NUMBER			RATE		
	Total	White	Black	Total	White	Black
Cause of Death (Continued)						
Diseases of The Respiratory System (460-519)	1	0	1	3.8	0.0	9.5
Influenza and Pneumonia (480-487)	1	0	1	3.8	0.0	9.5
Chronic Obstructive Pulmonary Disease (490-496)	0	0	0	0.0	0.0	0.0
Diseases of The Digestive System (520-579)	0	0	0	0.0	0.0	0.0
Chronic Liver Disease And Cirrhosis (571)	0	0	0	0.0	0.0	0.0
Disease of The Genitourinary System (580-629)	1	0	1	3.8	0.0	9.5
Complications Of Pregnancy, Childbirth, And The Puerperium (630-676)	0	0	0	0.0	0.0	0.0
Diseases Of The Skin (680-709)	0	0	0	0.0	0.0	0.0
Diseases Of The Musculoskeletal System (710-739)	0	0	0	0.0	0.0	0.0
Congenital Anomalies (740-759)	0	0	0	0.0	0.0	0.0
Certain Conditions Originating In The Perinatal Period (760-779)	1	0	1	3.8	0.0	9.5
Disorders Relating To Short Gestation (765)	0	0	0	0.0	0.0	0.0
Symptoms, Signs, and Ill Defined Conditions (780-799)	2	1	0	7.5	6.3	0.0
SIDS (798)	0	0	0	0.0	0.0	0.0
Injury And Poisoning (E800-E999)	6	4	2	22.6	25.0	19.0
Motor Vehicle Accidents (E810-E825)	2	2	0	7.5	12.5	0.0
All Other Accidents (E800-E807, E826-E949)	1	1	0	3.8	6.3	0.0
Suicides (E950-E959)	3	1	2	11.3	6.3	19.0
Homicides (E960-E969)	0	0	0	0.0	0.0	0.0

SELECTED VITAL STATISTICS BY RACE, BY COUNTY, 1988

ITEM	CHATTOOGA					
	NUMBER			RATE		
	Total	White	Black	Total	White	Black
TOTAL DEATHS	254	238	16	11.3	11.6	8.0
Lifestages						
INFANCY (<1)	5	4	1	16.9	15.8	23.3
NEONATAL	1	0	1	3.4	0.0	23.3
POST-NEONATAL	4	4	0	13.5	15.8	0.0
EARLY CHILDHOOD (1-4)	0	0	0	0.0	0.0	0.0
LATER CHILDHOOD (5-14)	0	0	0	0.0	0.0	0.0
ADOLESCENCE (15-19)	3	3	0	160.9	180.9	0.0
EARLY ADULTHOOD (20-29)	2	2	0	61.9	67.8	0.0
YOUNG ADULTHOOD (30-44)	8	8	0	196.2	215.6	0.0
MIDDLE ADULTHOOD (45-59)	31	29	2	833.8	834.1	829.9
LATER ADULTHOOD (60-74)	86	80	6	2593.5	2568.2	2985.1
OLDER ADULTHOOD (>74)	119	112	7	11018.5	11370.6	7368.4
Cause of Death						
Infectious and Parasitic Diseases (001-139)	2	2	0	8.9	9.7	0.0
Neoplasms (140-239)	50	47	3	221.5	228.5	150.1
Malignant Neoplasms (140-208)	49	46	3	217.1	223.6	150.1
Stomach (151)	1	1	0	4.4	4.9	0.0
Colon (153)	1	1	0	4.4	4.9	0.0
Pancreas (157)	1	1	0	4.4	4.9	0.0
Trachea, Bronchus and Lung (162)	19	18	1	84.2	87.5	50.0
Breast (174-175)	4	3	1	17.7	14.6	50.0
Ovary (183)	1	1	0	4.4	4.9	0.0
Prostate (185)	2	2	0	8.9	9.7	0.0
Leukemia (204-208)	2	2	0	8.9	9.7	0.0
All Other Malignant Sites	18	17	1	79.8	82.6	50.0
Endocrine, Nutritional and Metabolic Diseases (240-279)	1	1	0	4.4	4.9	0.0
Diabetes Mellitus (250)	1	1	0	4.4	4.9	0.0
Diseases of Blood and Blood-Forming Organs (280-289)	0	0	0	0.0	0.0	0.0
Mental Disorders (290-319)	1	1	0	4.4	4.9	0.0
Diseases of the Nervous System and Sense Organs (320-389)	1	1	0	4.4	4.9	0.0
Diseases of the Circulatory System (390-459)	140	131	9	620.3	636.8	450.2
Hypertensive Diseases (401-405)	0	0	0	0.0	0.0	0.0
Ischaemic Heart Disease (410-414)	78	71	7	345.6	345.2	350.2
Acute Myocardial Infarction (410)	57	52	5	252.6	252.8	250.1
Other Forms of Heart Disease (420-429)	15	15	0	66.5	72.9	0.0
Cerebrovascular Disease (430-438)	37	36	1	163.9	175.0	50.0
Diseases of The Arteries And Capillaries (440-448)	7	6	1	31.0	29.2	50.0

SELECTED VITAL STATISTICS BY RACE, BY COUNTY, 1988

ITEM	CHATTOOGA					
	NUMBER			RATE		
	Total	White	Black	Total	White	Black
Cause of Death (Continued)						
Diseases of The Respiratory System (460-519)	15	13	2	66.5	63.2	100.1
Influenza and Pneumonia (480-487)	12	10	2	53.2	48.6	100.1
Chronic Obstructive Pulmonary Disease (490-496)	2	2	0	8.9	9.7	0.0
Diseases of The Digestive System (520-579)	7	7	0	31.0	34.0	0.0
Chronic Liver Disease And Cirrhosis (571)	1	1	0	4.4	4.9	0.0
Disease of The Genitourinary System (580-629)	4	4	0	17.7	19.4	0.0
Complications Of Pregnancy, Childbirth, And The Puerperium (630-676)	0	0	0	0.0	0.0	0.0
Diseases Of The Skin (680-709)	1	1	0	4.4	4.9	0.0
Diseases Of The Musculoskeletal System (710-739)	1	1	0	4.4	4.9	0.0
Congenital Anomalies (740-759)	1	0	1	4.4	0.0	50.0
Certain Conditions Originating In The Perinatal Period (760-779)	0	0	0	0.0	0.0	0.0
Disorders Relating To Short Gestation (765)	0	0	0	0.0	0.0	0.0
Symptoms, Signs, and Ill Defined Conditions (780-799)	9	9	0	39.9	43.8	0.0
SIDS (798)	3	3	0	13.3	14.6	0.0
Injury And Poisoning (E800-E999)	21	20	1	93.0	97.2	50.0
Motor Vehicle Accidents (E810-E825)	11	10	1	48.7	48.6	50.0
All Other Accidents (E800-E807, E826-E949)	8	8	0	35.4	38.9	0.0
Suicides (E950-E959)	1	1	0	4.4	4.9	0.0
Homicides (E960-E969)	0	0	0	0.0	0.0	0.0

SELECTED VITAL STATISTICS BY RACE, BY COUNTY, 1988

ITEM	CHEROKEE					
	NUMBER			RATE		
	Total	White	Black	Total	White	Black
TOTAL DEATHS	459	445	14	6.5	6.5	7.5
Lifestages						
INFANCY (<1)	12	12	0	7.3	7.5	0.0
NEONATAL	7	7	0	4.3	4.4	0.0
POST-NEONATAL	5	5	0	3.1	3.1	0.0
EARLY CHILDHOOD (1-4)	2	2	0	47.7	49.5	0.0
LATER CHILDHOOD (5-14)	7	7	0	52.7	54.2	0.0
ADOLESCENCE (15-19)	4	4	0	66.1	68.3	0.0
EARLY ADULTHOOD (20-29)	18	17	1	148.1	143.5	325.7
YOUNG ADULTHOOD (30-44)	35	35	0	209.3	214.2	0.0
MIDDLE ADULTHOOD (45-59)	72	69	3	836.7	820.8	1507.5
LATER ADULTHOOD (60-74)	122	117	5	2173.5	2148.8	2976.2
OLDER ADULTHOOD (>74)	187	182	5	9521.4	9548.8	8620.7
Cause of Death						
Infectious and Parasitic Diseases (001-139)	6	6	0	8.5	8.8	0.0
Neoplasms (140-239)	104	101	3	148.1	147.8	161.0
Malignant Neoplasms (140-208)	102	99	3	145.3	144.8	161.0
Stomach (151)	1	1	0	1.4	1.5	0.0
Colon (153)	10	10	0	14.2	14.6	0.0
Pancreas (157)	3	3	0	4.3	4.4	0.0
Trachea, Bronchus and Lung (162)	29	27	2	41.3	39.5	107.4
Breast (174-175)	4	4	0	5.7	5.9	0.0
Ovary (183)	0	0	0	0.0	0.0	0.0
Prostate (185)	9	9	0	12.8	13.2	0.0
Leukemia (204-208)	3	3	0	4.3	4.4	0.0
All Other Malignant Sites	43	42	1	61.2	61.4	53.7
Endocrine, Nutritional and Metabolic Diseases (240-279)	6	5	1	8.5	7.3	53.7
Diabetes Mellitus (250)	5	4	1	7.1	5.9	53.7
Diseases of Blood and Blood-Forming Organs (280-289)	0	0	0	0.0	0.0	0.0
Mental Disorders (290-319)	2	1	1	2.8	1.5	53.7
Diseases of the Nervous System and Sense Organs (320-389)	5	5	0	7.1	7.3	0.0
Diseases of the Circulatory System (390-459)	190	186	4	270.6	272.1	214.7
Hypertensive Diseases (401-405)	2	2	0	2.8	2.9	0.0
Ischaemic Heart Disease (410-414)	94	94	0	133.9	137.5	0.0
Acute Myocardial Infarction (410)	62	62	0	88.3	90.7	0.0
Other Forms of Heart Disease (420-429)	46	44	2	65.5	64.4	107.4
Cerebrovascular Disease (430-438)	40	38	2	57.0	55.6	107.4
Diseases of The Arteries And Capillaries (440-448)	6	6	0	8.5	8.8	0.0

SELECTED VITAL STATISTICS BY RACE, BY COUNTY, 1988

ITEM	CHEROKEE					
	NUMBER			RATE		
	Total	White	Black	Total	White	Black
Cause of Death (Continued)						
Diseases of The Respiratory System (460-519)	54	51	3	76.9	74.6	161.0
Influenza and Pneumonia (480-487)	26	25	1	37.0	36.6	53.7
Chronic Obstructive Pulmonary Disease (490-496)	19	19	0	27.1	27.8	0.0
Diseases of The Digestive System (520-579)	15	14	1	21.4	20.5	53.7
Chronic Liver Disease And Cirrhosis (571)	4	4	0	5.7	5.9	0.0
Disease of The Genitourinary System (580-629)	8	8	0	11.4	11.7	0.0
Complications Of Pregnancy, Childbirth, And The Puerperium (630-676)	0	0	0	0.0	0.0	0.0
Diseases Of The Skin (680-709)	0	0	0	0.0	0.0	0.0
Diseases Of The Musculoskeletal System (710-739)	0	0	0	0.0	0.0	0.0
Congenital Anomalies (740-759)	4	4	0	5.7	5.9	0.0
Certain Conditions Originating In The Perinatal Period (760-779)	4	4	0	5.7	5.9	0.0
Disorders Relating To Short Gestation (765)	1	1	0	1.4	1.5	0.0
Symptoms, Signs, and Ill Defined Conditions (780-799)	5	5	0	7.1	7.3	0.0
SIDS (798)	2	2	0	2.8	2.9	0.0
Injury And Poisoning (E800-E999)	56	55	1	79.8	80.5	53.7
Motor Vehicle Accidents (E810-E825)	26	26	0	37.0	38.0	0.0
All Other Accidents (E800-E807, E826-E949)	15	14	1	21.4	20.5	53.7
Suicides (E950-E959)	11	11	0	15.7	16.1	0.0
Homicides (E960-E969)	4	4	0	5.7	5.9	0.0

SELECTED VITAL STATISTICS BY RACE, BY COUNTY, 1988

ITEM	CLARKE					
	NUMBER			RATE		
	Total	White	Black	Total	White	Black
TOTAL DEATHS	522	353	167	6.3	5.8	7.9
Lifestages						
INFANCY (<1)	8	4	4	7.1	6.2	9.0
NEONATAL	4	2	2	3.5	3.1	4.5
POST-NEONATAL	4	2	2	3.5	3.1	4.5
EARLY CHILDHOOD (1-4)	3	2	0	74.8	86.7	0.0
LATER CHILDHOOD (5-14)	3	0	3	31.1	0.0	79.4
ADOLESCENCE (15-19)	2	2	0	20.2	25.9	0.0
EARLY ADULTHOOD (20-29)	14	8	6	55.3	38.8	128.5
YOUNG ADULTHOOD (30-44)	24	13	10	177.0	132.7	265.5
MIDDLE ADULTHOOD (45-59)	59	24	35	663.8	352.6	1681.1
LATER ADULTHOOD (60-74)	147	92	55	2040.2	1740.8	2864.6
OLDER ADULTHOOD (>74)	262	208	54	9189.8	9310.6	8752.0
Cause of Death						
Infectious and Parasitic Diseases (001-139)	8	6	2	9.7	9.8	9.4
Neoplasms (140-239)	114	79	35	138.1	128.9	164.8
Malignant Neoplasms (140-208)	113	79	34	136.9	128.9	160.1
Stomach (151)	4	1	3	4.8	1.6	14.1
Colon (153)	12	8	4	14.5	13.1	18.8
Pancreas (157)	6	4	2	7.3	6.5	9.4
Trachea, Bronchus and Lung (162)	20	15	5	24.2	24.5	23.5
Breast (174-175)	11	9	2	13.3	14.7	9.4
Ovary (183)	4	2	2	4.8	3.3	9.4
Prostate (185)	9	7	2	10.9	11.4	9.4
Leukemia (204-208)	2	1	1	2.4	1.6	4.7
All Other Malignant Sites	45	32	13	54.5	52.2	61.2
Endocrine, Nutritional and Metabolic Diseases (240-279)	12	7	5	14.5	11.4	23.5
Diabetes Mellitus (250)	8	5	3	9.7	8.2	14.1
Diseases of Blood and Blood-Forming Organs (280-289)	2	0	2	2.4	0.0	9.4
Mental Disorders (290-319)	4	4	0	4.8	6.5	0.0
Diseases of the Nervous System and Sense Organs (320-389)	13	7	6	15.8	11.4	28.2
Diseases of the Circulatory System (390-459)	239	164	75	289.6	267.6	353.1
Hypertensive Diseases (401-405)	7	2	5	8.5	3.3	23.5
Ischaemic Heart Disease (410-414)	94	71	23	113.9	115.9	108.3
Acute Myocardial Infarction (410)	48	38	10	58.2	62.0	47.1
Other Forms of Heart Disease (420-429)	72	41	31	87.3	66.9	145.9
Cerebrovascular Disease (430-438)	50	40	10	60.6	65.3	47.1
Diseases of The Arteries And Capillaries (440-448)	14	8	6	17.0	13.1	28.2

SELECTED VITAL STATISTICS BY RACE, BY COUNTY, 1988

ITEM	CLARKE					
	NUMBER			RATE		
	Total	White	Black	Total	White	Black
Cause of Death (Continued)						
Diseases of The Respiratory System (460-519)	41	30	11	49.7	49.0	51.8
Influenza and Pneumonia (480-487)	17	10	7	20.6	16.3	33.0
Chronic Obstructive Pulmonary Disease (490-496)	18	17	1	21.8	27.7	4.7
Diseases of The Digestive System (520-579)	28	19	9	33.9	31.0	42.4
Chronic Liver Disease And Cirrhosis (571)	6	4	2	7.3	6.5	9.4
Disease of The Genitourinary System (580-629)	8	7	1	9.7	11.4	4.7
Complications Of Pregnancy, Childbirth, And The Puerperium (630-676)	0	0	0	0.0	0.0	0.0
Diseases Of The Skin (680-709)	1	1	0	1.2	1.6	0.0
Diseases Of The Musculoskeletal System (710-739)	1	0	1	1.2	0.0	4.7
Congenital Anomalies (740-759)	3	1	2	3.6	1.6	9.4
Certain Conditions Originating In The Perinatal Period (760-779)	2	2	0	2.4	3.3	0.0
Disorders Relating To Short Gestation (765)	0	0	0	0.0	0.0	0.0
Symptoms, Signs, and Ill Defined Conditions (780-799)	5	3	2	6.1	4.9	9.4
SIDS (798)	0	0	0	0.0	0.0	0.0
Injury And Poisoning (E800-E999)	41	23	16	49.7	37.5	75.3
Motor Vehicle Accidents (E810-E825)	15	10	5	18.2	16.3	23.5
All Other Accidents (E800-E807, E826-E949)	14	5	8	17.0	8.2	37.7
Suicides (E950-E959)	9	8	0	10.9	13.1	0.0
Homicides (E960-E969)	3	0	3	3.6	0.0	14.1

SELECTED VITAL STATISTICS BY RACE, BY COUNTY, 1988

ITEM	CLAY					
	NUMBER			RATE		
	Total	White	Black	Total	White	Black
TOTAL DEATHS	47	24	23	12.5	17.0	9.8
Lifestages						
INFANCY (<1)	1	0	1	20.4	0.0	27.8
NEONATAL	0	0	0	0.0	0.0	0.0
POST-NEONATAL	1	0	1	20.4	0.0	27.8
EARLY CHILDHOOD (1-4)	0	0	0	0.0	0.0	0.0
LATER CHILDHOOD (5-14)	0	0	0	0.0	0.0	0.0
ADOLESCENCE (15-19)	0	0	0	0.0	0.0	0.0
EARLY ADULTHOOD (20-29)	3	1	2	608.5	606.1	609.8
YOUNG ADULTHOOD (30-44)	0	0	0	0.0	0.0	0.0
MIDDLE ADULTHOOD (45-59)	3	1	2	533.8	387.6	657.9
LATER ADULTHOOD (60-74)	15	6	9	2529.5	2230.5	2777.8
OLDER ADULTHOOD (>74)	25	16	9	10460.2	12800.0	7894.7
Cause of Death						
Infectious and Parasitic Diseases (001-139)	0	0	0	0.0	0.0	0.0
Neoplasms (140-239)	11	8	3	292.1	567.8	127.3
Malignant Neoplasms (140-208)	11	8	3	292.1	567.8	127.3
Stomach (151)	0	0	0	0.0	0.0	0.0
Colon (153)	0	0	0	0.0	0.0	0.0
Pancreas (157)	1	1	0	26.6	71.0	0.0
Trachea, Bronchus and Lung (162)	3	3	0	79.7	212.9	0.0
Breast (174-175)	1	1	0	26.6	71.0	0.0
Ovary (183)	1	1	0	26.6	71.0	0.0
Prostate (185)	2	1	1	53.1	71.0	42.4
Leukemia (204-208)	0	0	0	0.0	0.0	0.0
All Other Malignant Sites	3	1	2	79.7	71.0	84.9
Endocrine, Nutritional and Metabolic Diseases (240-279)	0	0	0	0.0	0.0	0.0
Diabetes Mellitus (250)	0	0	0	0.0	0.0	0.0
Diseases of Blood and Blood-Forming Organs (280-289)	0	0	0	0.0	0.0	0.0
Mental Disorders (290-319)	0	0	0	0.0	0.0	0.0
Diseases of the Nervous System and Sense Organs (320-389)	1	1	0	26.6	71.0	0.0
Diseases of the Circulatory System (390-459)	26	13	13	690.4	922.6	551.5
Hypertensive Diseases (401-405)	2	1	1	53.1	71.0	42.4
Ischaemic Heart Disease (410-414)	7	2	5	185.9	141.9	212.1
Acute Myocardial Infarction (410)	5	2	3	132.8	141.9	127.3
Other Forms of Heart Disease (420-429)	3	1	2	79.7	71.0	84.9
Cerebrovascular Disease (430-438)	13	8	5	345.2	567.8	212.1
Diseases of The Arteries And Capillaries (440-448)	0	0	0	0.0	0.0	0.0

SELECTED VITAL STATISTICS BY RACE, BY COUNTY, 1988

ITEM	CLAY					
	NUMBER			RATE		
	Total	White	Black	Total	White	Black
Cause of Death (Continued)						
Diseases of The Respiratory System (460-519)						
Influenza and Pneumonia (480-487)	1	0	1	26.6	0.0	42.4
Chronic Obstructive Pulmonary Disease (490-496)	0	0	0	0.0	0.0	0.0
	1	0	1	26.6	0.0	42.4
Diseases of The Digestive System (520-579)						
Chronic Liver Disease And Cirrhosis (571)	3	0	3	79.7	0.0	127.3
	2	0	2	53.1	0.0	84.9
Disease of The Genitourinary System (580-629)	0	0	0	0.0	0.0	0.0
Complications Of Pregnancy, Childbirth, And The Puerperium (630-676)	0	0	0	0.0	0.0	0.0
Diseases Of The Skin (680-709)	0	0	0	0.0	0.0	0.0
Diseases Of The Musculoskeletal System (710-739)	0	0	0	0.0	0.0	0.0
Congenital Anomalies (740-759)	0	0	0	0.0	0.0	0.0
Certain Conditions Originating In The Perinatal Period (760-779)						
Disorders Relating To Short Gestation (765)	0	0	0	0.0	0.0	0.0
	0	0	0	0.0	0.0	0.0
Symptoms, Signs, and Ill Defined Conditions (780-799)						
SIDS (798)	0	0	0	0.0	0.0	0.0
	0	0	0	0.0	0.0	0.0
Injury And Poisoning (E800-E999)						
Motor Vehicle Accidents (E810-E825)	5	2	3	132.8	141.9	127.3
All Other Accidents (E800-E807, E826-E949)	2	1	1	53.1	71.0	42.4
Suicides (E950-E959)	2	0	2	53.1	0.0	84.9
Homicides (E960-E969)	0	0	0	0.0	0.0	0.0
	1	1	0	26.6	71.0	0.0

SELECTED VITAL STATISTICS BY RACE, BY COUNTY, 1988

ITEM	CLAYTON					
	NUMBER			RATE		
	Total	White	Black	Total	White	Black
TOTAL DEATHS	999	884	111	5.5	5.3	7.4
Lifestages						
INFANCY (<1)	36	27	9	11.7	12.1	11.9
NEONATAL	26	19	7	8.4	8.5	9.3
POST-NEONATAL	10	8	2	3.2	3.6	2.6
EARLY CHILDHOOD (1-4)	8	6	2	68.5	55.1	228.3
LATER CHILDHOOD (5-14)	5	2	3	15.1	6.6	106.7
ADOLESCENCE (15-19)	9	7	2	52.0	43.4	172.1
EARLY ADULTHOOD (20-29)	45	39	6	127.1	124.7	144.4
YOUNG ADULTHOOD (30-44)	80	59	19	187.8	149.3	617.9
MIDDLE ADULTHOOD (45-59)	149	135	14	629.9	598.8	1262.4
LATER ADULTHOOD (60-74)	346	315	30	3141.7	3074.7	3906.2
OLDER ADULTHOOD (>74)	321	294	26	10388.3	10183.6	12807.9
Cause of Death						
Infectious and Parasitic Diseases (001-139)	16	12	4	8.8	7.2	26.8
Neoplasms (140-239)	237	219	18	131.0	131.9	120.7
Malignant Neoplasms (140-208)	236	218	18	130.5	131.3	120.7
Stomach (151)	1	0	1	0.6	0.0	6.7
Colon (153)	16	15	1	8.8	9.0	6.7
Pancreas (157)	4	4	0	2.2	2.4	0.0
Trachea, Bronchus and Lung (162)	85	81	4	47.0	48.8	26.8
Breast (174-175)	35	33	2	19.3	19.9	13.4
Ovary (183)	3	3	0	1.7	1.8	0.0
Prostate (185)	12	12	0	6.6	7.2	0.0
Leukemia (204-208)	7	6	1	3.9	3.6	6.7
All Other Malignant Sites	73	64	9	40.4	38.6	60.3
Endocrine, Nutritional and Metabolic Diseases (240-279)	20	18	2	11.1	10.8	13.4
Diabetes Mellitus (250)	14	14	0	7.7	8.4	0.0
Diseases of Blood and Blood-Forming Organs (280-289)	5	5	0	2.8	3.0	0.0
Mental Disorders (290-319)	14	13	1	7.7	7.8	6.7
Diseases of the Nervous System and Sense Organs (320-389)	21	18	3	11.6	10.8	20.1
Diseases of the Circulatory System (390-459)	410	369	40	226.6	222.3	268.2
Hypertensive Diseases (401-405)	15	11	3	8.3	6.6	20.1
Ischaemic Heart Disease (410-414)	225	213	12	124.4	128.3	80.5
Acute Myocardial Infarction (410)	137	131	6	75.7	78.9	40.2
Other Forms of Heart Disease (420-429)	95	78	17	52.5	47.0	114.0
Cerebrovascular Disease (430-438)	52	45	7	28.7	27.1	46.9
Diseases of The Arteries And Capillaries (440-448)	14	14	0	7.7	8.4	0.0

SELECTED VITAL STATISTICS BY RACE, BY COUNTY, 1988

ITEM	CLAYTON					
	NUMBER			RATE		
	Total	White	Black	Total	White	Black
Cause of Death (Continued)						
Diseases of The Respiratory System (460-519)	75	69	6	41.5	41.6	40.2
Influenza and Pneumonia (480-487)	26	22	4	14.4	13.3	26.8
Chronic Obstructive Pulmonary Disease (490-496)	32	31	1	17.7	18.7	6.7
Diseases of The Digestive System (520-579)	37	31	6	20.5	18.7	40.2
Chronic Liver Disease And Cirrhosis (571)	11	9	2	6.1	5.4	13.4
Disease of The Genitourinary System (580-629)	14	12	1	7.7	7.2	6.7
Complications Of Pregnancy, Childbirth, And The Puerperium (630-676)	0	0	0	0.0	0.0	0.0
Diseases Of The Skin (680-709)	1	0	1	0.6	0.0	6.7
Diseases Of The Musculoskeletal System (710-739)	1	1	0	0.6	0.6	0.0
Congenital Anomalies (740-759)	8	8	0	4.4	4.8	0.0
Certain Conditions Originating In The Perinatal Period (760-779)	22	16	6	12.2	9.6	40.2
Disorders Relating To Short Gestation (765)	6	4	2	3.3	2.4	13.4
Symptoms, Signs, and Ill Defined Conditions (780-799)	11	7	3	6.1	4.2	20.1
SIDS (798)	6	4	2	3.3	2.4	13.4
Injury And Poisoning (E800-E999)	107	86	20	59.1	51.8	134.1
Motor Vehicle Accidents (E810-E825)	33	27	6	18.2	16.3	40.2
All Other Accidents (E800-E807, E826-E949)	31	28	3	17.1	16.9	20.1
Suicides (E950-E959)	27	23	4	14.9	13.9	26.8
Homicides (E960-E969)	15	7	7	8.3	4.2	46.9

SELECTED VITAL STATISTICS BY RACE, BY COUNTY, 1988

ITEM	CLINCH					
	NUMBER			RATE		
	Total	White	Black	Total	White	Black
TOTAL DEATHS	74	56	18	10.2	11.0	8.3
Lifestages						
INFANCY (<1)	0	0	0	0.0	0.0	0.0
NEONATAL	0	0	0	0.0	0.0	0.0
POST-NEONATAL	0	0	0	0.0	0.0	0.0
EARLY CHILDHOOD (1-4)	0	0	0	0.0	0.0	0.0
LATER CHILDHOOD (5-14)	1	0	1	69.5	0.0	196.9
ADOLESCENCE (15-19)	0	0	0	0.0	0.0	0.0
EARLY ADULTHOOD (20-29)	2	1	1	171.8	123.2	284.1
YOUNG ADULTHOOD (30-44)	4	1	3	320.0	104.6	1020.4
MIDDLE ADULTHOOD (45-59)	9	8	1	922.1	1087.0	416.7
LATER ADULTHOOD (60-74)	20	15	5	2418.4	2373.4	2564.1
OLDER ADULTHOOD (>74)	38	31	7	13669.1	14691.9	10447.8
Cause of Death						
Infectious and Parasitic Diseases (001-139)	3	2	1	41.3	39.3	46.1
Neoplasms (140-239)	9	8	1	124.0	157.1	46.1
Malignant Neoplasms (140-208)	8	7	1	110.2	137.4	46.1
Stomach (151)	0	0	0	0.0	0.0	0.0
Colon (153)	0	0	0	0.0	0.0	0.0
Pancreas (157)	0	0	0	0.0	0.0	0.0
Trachea, Bronchus and Lung (162)	4	4	0	55.1	78.5	0.0
Breast (174-175)	0	0	0	0.0	0.0	0.0
Ovary (183)	0	0	0	0.0	0.0	0.0
Prostate (185)	0	0	0	0.0	0.0	0.0
Leukemia (204-208)	0	0	0	0.0	0.0	0.0
All Other Malignant Sites	4	3	1	55.1	58.9	46.1
Endocrine, Nutritional and Metabolic Diseases (240-279)	1	0	1	13.8	0.0	46.1
Diabetes Mellitus (250)	0	0	0	0.0	0.0	0.0
Diseases of Blood and Blood-Forming Organs (280-289)	1	1	0	13.8	19.6	0.0
Mental Disorders (290-319)	0	0	0	0.0	0.0	0.0
Diseases of the Nervous System and Sense Organs (320-389)	0	0	0	0.0	0.0	0.0
Diseases of the Circulatory System (390-459)	35	27	8	482.1	530.1	369.2
Hypertensive Diseases (401-405)	3	1	2	41.3	19.6	92.3
Ischaemic Heart Disease (410-414)	14	13	1	192.8	255.3	46.1
Acute Myocardial Infarction (410)	11	11	0	151.5	216.0	0.0
Other Forms of Heart Disease (420-429)	11	9	2	151.5	176.7	92.3
Cerebrovascular Disease (430-438)	7	4	3	96.4	78.5	138.4
Diseases of The Arteries And Capillaries (440-448)	0	0	0	0.0	0.0	0.0

SELECTED VITAL STATISTICS BY RACE, BY COUNTY, 1988

ITEM	CLINCH					
	NUMBER			RATE		
	Total	White	Black	Total	White	Black
Cause of Death (Continued)						
Diseases of The Respiratory System (460-519)	12	10	2	165.3	196.3	92.3
Influenza and Pneumonia (480-487)	7	6	1	96.4	117.8	46.1
Chronic Obstructive Pulmonary Disease (490-496)	2	2	0	27.5	39.3	0.0
Diseases of The Digestive System (520-579)	1	0	1	13.8	0.0	46.1
Chronic Liver Disease And Cirrhosis (571)	0	0	0	0.0	0.0	0.0
Disease of The Genitourinary System (580-629)	2	1	1	27.5	19.6	46.1
Complications Of Pregnancy, Childbirth, And The Puerperium (630-676)	0	0	0	0.0	0.0	0.0
Diseases Of The Skin (680-709)	0	0	0	0.0	0.0	0.0
Diseases Of The Musculoskeletal System (710-739)	0	0	0	0.0	0.0	0.0
Congenital Anomalies (740-759)	0	0	0	0.0	0.0	0.0
Certain Conditions Originating In The Perinatal Period (760-779)	0	0	0	0.0	0.0	0.0
Disorders Relating To Short Gestation (765)	0	0	0	0.0	0.0	0.0
Symptoms, Signs, and Ill Defined Conditions (780-799)	0	0	0	0.0	0.0	0.0
SIDS (798)	0	0	0	0.0	0.0	0.0
Injury And Poisoning (E800-E999)	10	7	3	137.7	137.4	138.4
Motor Vehicle Accidents (E810-E825)	6	5	1	82.6	98.2	46.1
All Other Accidents (E800-E807, E826-E949)	2	2	0	27.5	39.3	0.0
Suicides (E950-E959)	0	0	0	0.0	0.0	0.0
Homicides (E960-E969)	1	0	1	13.8	0.0	46.1

SELECTED VITAL STATISTICS BY RACE, BY COUNTY, 1988

ITEM	COBB					
	NUMBER			RATE		
	Total	White	Black	Total	White	Black
TOTAL DEATHS	2113	1956	145	5.2	5.1	6.6
Lifestages						
INFANCY (<1)	59	45	14	8.2	7.4	15.0
NEONATAL	42	29	13	5.8	4.8	13.9
POST-NEONATAL	17	16	1	2.4	2.6	1.1
EARLY CHILDHOOD (1-4)	12	10	2	55.8	49.0	160.3
LATER CHILDHOOD (5-14)	13	9	4	19.3	14.2	95.3
ADOLESCENCE (15-19)	31	31	0	87.8	92.7	0.0
EARLY ADULTHOOD (20-29)	71	64	7	89.9	86.9	131.5
YOUNG ADULTHOOD (30-44)	183	156	26	176.2	157.4	547.7
MIDDLE ADULTHOOD (45-59)	311	286	22	536.8	511.9	1066.4
LATER ADULTHOOD (60-74)	687	637	42	2392.1	2319.6	3338.6
OLDER ADULTHOOD (>74)	746	718	28	9119.8	9290.9	6194.7
Cause of Death						
Infectious and Parasitic Diseases (001-139)	42	36	5	10.3	9.3	22.6
Neoplasms (140-239)	533	502	27	130.3	129.7	122.1
Malignant Neoplasms (140-208)	515	484	27	125.9	125.1	122.1
Stomach (151)	9	8	1	2.2	2.1	4.5
Colon (153)	36	33	3	8.8	8.5	13.6
Pancreas (157)	15	15	0	3.7	3.9	0.0
Trachea, Bronchus and Lung (162)	164	152	10	40.1	39.3	45.2
Breast (174-175)	50	47	3	12.2	12.1	13.6
Ovary (183)	17	16	1	4.2	4.1	4.5
Prostate (185)	19	17	2	4.6	4.4	9.0
Leukemia (204-208)	20	19	1	4.9	4.9	4.5
All Other Malignant Sites	185	177	6	45.2	45.7	27.1
Endocrine, Nutritional and Metabolic Diseases (240-279)	50	47	2	12.2	12.1	9.0
Diabetes Mellitus (250)	35	33	1	8.6	8.5	4.5
Diseases of Blood and Blood-Forming Organs (280-289)	11	8	3	2.7	2.1	13.6
Mental Disorders (290-319)	22	20	2	5.4	5.2	9.0
Diseases of the Nervous System and Sense Organs (320-389)	43	42	1	10.5	10.9	4.5
Diseases of the Circulatory System (390-459)	817	773	40	199.7	199.7	181.0
Hypertensive Diseases (401-405)	41	33	8	10.0	8.5	36.2
Ischaemic Heart Disease (410-414)	374	357	15	91.4	92.2	67.9
Acute Myocardial Infarction (410)	178	168	9	43.5	43.4	40.7
Other Forms of Heart Disease (420-429)	198	185	12	48.4	47.8	54.3
Cerebrovascular Disease (430-438)	152	148	3	37.2	38.2	13.6
Diseases of The Arteries And Capillaries (440-448)	35	33	2	8.6	8.5	9.0

SELECTED VITAL STATISTICS BY RACE, BY COUNTY, 1988

ITEM	COBB					
	NUMBER			RATE		
	Total	White	Black	Total	White	Black
Cause of Death (Continued)						
Diseases of The Respiratory System (460-519)	141	133	7	34.5	34.4	31.7
Influenza and Pneumonia (480-487)	45	44	0	11.0	11.4	0.0
Chronic Obstructive Pulmonary Disease (490-496)	76	70	6	18.6	18.1	27.1
Diseases of The Digestive System (520-579)	93	84	9	22.7	21.7	40.7
Chronic Liver Disease And Cirrhosis (571)	31	28	3	7.6	7.2	13.6
Disease of The Genitourinary System (580-629)	27	24	3	6.6	6.2	13.6
Complications Of Pregnancy, Childbirth, And The Puerperium (630-676)	0	0	0	0.0	0.0	0.0
Diseases Of The Skin (680-709)	3	3	0	0.7	0.8	0.0
Diseases Of The Musculoskeletal System (710-739)	5	5	0	1.2	1.3	0.0
Congenital Anomalies (740-759)	15	14	1	3.7	3.6	4.5
Certain Conditions Originating In The Perinatal Period (760-779)	34	21	13	8.3	5.4	58.8
Disorders Relating To Short Gestation (765)	12	8	4	2.9	2.1	18.1
Symptoms, Signs, and Ill Defined Conditions (780-799)	16	14	2	3.9	3.6	9.0
SIDS (798)	7	6	1	1.7	1.6	4.5
Injury And Poisoning (E800-E999)	261	230	30	63.8	59.4	135.7
Motor Vehicle Accidents (E810-E825)	94	85	8	23.0	22.0	36.2
All Other Accidents (E800-E807, E826-E949)	59	49	10	14.4	12.7	45.2
Suicides (E950-E959)	74	71	3	18.1	18.3	13.6
Homicides (E960-E969)	28	19	9	6.8	4.9	40.7

SELECTED VITAL STATISTICS BY RACE, BY COUNTY, 1988

ITEM	COFFEE					
	NUMBER			RATE		
	Total	White	Black	Total	White	Black
TOTAL DEATHS	284	216	68	9.3	9.5	8.6
Lifestages						
INFANCY (<1)	13	7	6	26.1	22.2	32.8
NEONATAL	9	6	3	18.0	19.0	16.4
POST-NEONATAL	4	1	3	8.0	3.2	16.4
EARLY CHILDHOOD (1-4)	4	2	2	185.4	137.6	284.1
LATER CHILDHOOD (5-14)	3	3	0	54.3	81.0	0.0
ADOLESCENCE (15-19)	0	0	0	0.0	0.0	0.0
EARLY ADULTHOOD (20-29)	12	8	4	234.7	213.0	294.8
YOUNG ADULTHOOD (30-44)	18	12	6	327.6	276.2	522.2
MIDDLE ADULTHOOD (45-59)	36	24	12	882.1	720.9	1595.7
LATER ADULTHOOD (60-74)	96	81	15	2677.1	2817.4	2109.7
OLDER ADULTHOOD (>74)	102	79	23	9931.8	9693.2	10849.1
Cause of Death						
Infectious and Parasitic Diseases (001-139)	3	3	0	9.8	13.2	0.0
Neoplasms (140-239)	51	41	10	166.9	180.7	126.9
Malignant Neoplasms (140-208)	50	40	10	163.6	176.3	126.9
Stomach (151)	0	0	0	0.0	0.0	0.0
Colon (153)	6	6	0	19.6	26.4	0.0
Pancreas (157)	2	2	0	6.5	8.8	0.0
Trachea, Bronchus and Lung (162)	13	10	3	42.5	44.1	38.1
Breast (174-175)	6	5	1	19.6	22.0	12.7
Ovary (183)	0	0	0	0.0	0.0	0.0
Prostate (185)	4	4	0	13.1	17.6	0.0
Leukemia (204-208)	0	0	0	0.0	0.0	0.0
All Other Malignant Sites	19	13	6	62.2	57.3	76.2
Endocrine, Nutritional and Metabolic Diseases (240-279)	8	5	3	26.2	22.0	38.1
Diabetes Mellitus (250)	7	4	3	22.9	17.6	38.1
Diseases of Blood and Blood-Forming Organs (280-289)	1	0	1	3.3	0.0	12.7
Mental Disorders (290-319)	3	0	3	9.8	0.0	38.1
Diseases of the Nervous System and Sense Organs (320-389)	4	4	0	13.1	17.6	0.0
Diseases of the Circulatory System (390-459)	127	102	25	415.5	449.6	317.3
Hypertensive Diseases (401-405)	4	2	2	13.1	8.8	25.4
Ischaemic Heart Disease (410-414)	82	66	16	268.3	290.9	203.1
Acute Myocardial Infarction (410)	63	52	11	206.1	229.2	139.6
Other Forms of Heart Disease (420-429)	15	11	4	49.1	48.5	50.8
Cerebrovascular Disease (430-438)	22	19	3	72.0	83.8	38.1
Diseases of The Arteries And Capillaries (440-448)	0	0	0	0.0	0.0	0.0

SELECTED VITAL STATISTICS BY RACE, BY COUNTY, 1988

ITEM	COFFEE					
	NUMBER			RATE		
	Total	White	Black	Total	White	Black
Cause of Death (Continued)						
Diseases of The Respiratory System (460-519)	28	24	4	91.6	105.8	50.8
Influenza and Pneumonia (480-487)	8	6	2	26.2	26.4	25.4
Chronic Obstructive Pulmonary Disease (490-496)	14	12	2	45.8	52.9	25.4
Diseases of The Digestive System (520-579)	7	6	1	22.9	26.4	12.7
Chronic Liver Disease And Cirrhosis (571)	0	0	0	0.0	0.0	0.0
Disease of The Genitourinary System (580-629)	3	1	2	9.8	4.4	25.4
Complications Of Pregnancy, Childbirth, And The Puerperium (630-676)	0	0	0	0.0	0.0	0.0
Diseases Of The Skin (680-709)	0	0	0	0.0	0.0	0.0
Diseases Of The Musculoskeletal System (710-739)	3	1	2	9.8	4.4	25.4
Congenital Anomalies (740-759)	4	4	0	13.1	17.6	0.0
Certain Conditions Originating In The Perinatal Period (760-779)	7	5	2	22.9	22.0	25.4
Disorders Relating To Short Gestation (765)	1	1	0	3.3	4.4	0.0
Symptoms, Signs, and Ill Defined Conditions (780-799)	2	0	2	6.5	0.0	25.4
SIDS (798)	2	0	2	6.5	0.0	25.4
Injury And Poisoning (E800-E999)	33	20	13	108.0	88.2	165.0
Motor Vehicle Accidents (E810-E825)	5	3	2	16.4	13.2	25.4
All Other Accidents (E800-E807, E826-E949)	17	10	7	55.6	44.1	88.9
Suicides (E950-E959)	3	3	0	9.8	13.2	0.0
Homicides (E960-E969)	7	3	4	22.9	13.2	50.8

SELECTED VITAL STATISTICS BY RACE, BY COUNTY, 1988

ITEM	COLQUITT					
	NUMBER			RATE		
	Total	White	Black	Total	White	Black
TOTAL DEATHS	369	283	86	9.6	9.6	9.5
Lifestages						
INFANCY (<1)	7	1	6	12.3	2.9	26.7
NEONATAL	2	0	2	3.5	0.0	8.9
POST-NEONATAL	5	1	4	8.8	2.9	17.8
EARLY CHILDHOOD (1-4)	1	1	0	39.8	57.6	0.0
LATER CHILDHOOD (5-14)	4	2	2	60.3	44.2	95.0
ADOLESCENCE (15-19)	2	2	0	55.5	78.8	0.0
EARLY ADULTHOOD (20-29)	10	5	5	179.3	122.3	335.6
YOUNG ADULTHOOD (30-44)	19	10	9	285.6	185.3	717.7
MIDDLE ADULTHOOD (45-59)	38	28	10	680.0	609.1	1009.1
LATER ADULTHOOD (60-74)	124	98	26	2264.8	2142.5	2885.7
OLDER ADULTHOOD (>74)	164	136	28	8663.5	8374.4	10408.9
Cause of Death						
Infectious and Parasitic Diseases (001-139)	8	4	4	20.8	13.6	44.0
Neoplasms (140-239)	86	64	22	223.3	217.5	242.2
Malignant Neoplasms (140-208)	85	64	21	220.7	217.5	231.2
Stomach (151)	1	1	0	2.6	3.4	0.0
Colon (153)	5	4	1	13.0	13.6	11.0
Pancreas (157)	5	5	0	13.0	17.0	0.0
Trachea, Bronchus and Lung (162)	26	21	5	67.5	71.4	55.0
Breast (174-175)	6	5	1	15.6	17.0	11.0
Ovary (183)	4	4	0	10.4	13.6	0.0
Prostate (185)	5	1	4	13.0	3.4	44.0
Leukemia (204-208)	4	4	0	10.4	13.6	0.0
All Other Malignant Sites	29	19	10	75.3	64.6	110.1
Endocrine, Nutritional and Metabolic Diseases (240-279)	8	6	2	20.8	20.4	22.0
Diabetes Mellitus (250)	6	4	2	15.6	13.6	22.0
Diseases of Blood and Blood-Forming Organs (280-289)	2	2	0	5.2	6.8	0.0
Mental Disorders (290-319)	4	1	3	10.4	3.4	33.0
Diseases of the Nervous System and Sense Organs (320-389)	12	12	0	31.2	40.8	0.0
Diseases of the Circulatory System (390-459)	155	126	29	402.5	428.2	319.2
Hypertensive Diseases (401-405)	3	3	0	7.8	10.2	0.0
Ischaemic Heart Disease (410-414)	72	62	10	187.0	210.7	110.1
Acute Myocardial Infarction (410)	45	41	4	116.9	139.3	44.0
Other Forms of Heart Disease (420-429)	42	33	9	109.1	112.2	99.1
Cerebrovascular Disease (430-438)	26	19	7	67.5	64.6	77.1
Diseases of The Arteries And Capillaries (440-448)	8	5	3	20.8	17.0	33.0

SELECTED VITAL STATISTICS BY RACE, BY COUNTY, 1988

ITEM	COLQUITT					
	NUMBER			RATE		
	Total	White	Black	Total	White	Black
Cause of Death (Continued)						
Diseases of The Respiratory System (460-519)	25	18	7	64.9	61.2	77.1
Influenza and Pneumonia (480-487)	14	11	3	36.4	37.4	33.0
Chronic Obstructive Pulmonary Disease (490-496)	6	5	1	15.6	17.0	11.0
Diseases of The Digestive System (520-579)	9	8	1	23.4	27.2	11.0
Chronic Liver Disease And Cirrhosis (571)	1	1	0	2.6	3.4	0.0
Disease of The Genitourinary System (580-629)	9	6	3	23.4	20.4	33.0
Complications Of Pregnancy, Childbirth, And The Puerperium (630-676)	0	0	0	0.0	0.0	0.0
Diseases Of The Skin (680-709)	2	1	1	5.2	3.4	11.0
Diseases Of The Musculoskeletal System (710-739)	3	3	0	7.8	10.2	0.0
Congenital Anomalies (740-759)	0	0	0	0.0	0.0	0.0
Certain Conditions Originating In The Perinatal Period (760-779)	2	0	2	5.2	0.0	22.0
Disorders Relating To Short Gestation (765)	1	0	1	2.6	0.0	11.0
Symptoms, Signs, and Ill Defined Conditions (780-799)	10	7	3	26.0	23.8	33.0
SIDS (798)	3	1	2	7.8	3.4	22.0
Injury And Poisoning (E800-E999)	34	25	9	88.3	85.0	99.1
Motor Vehicle Accidents (E810-E825)	14	11	3	36.4	37.4	33.0
All Other Accidents (E800-E807, E826-E949)	6	5	1	15.6	17.0	11.0
Suicides (E950-E959)	3	3	0	7.8	10.2	0.0
Homicides (E960-E969)	10	6	4	26.0	20.4	44.0

SELECTED VITAL STATISTICS BY RACE, BY COUNTY, 1988

ITEM	COLUMBIA					
	NUMBER			RATE		
	Total	White	Black	Total	White	Black
TOTAL DEATHS	265	212	52	4.9	4.7	5.8
Lifestages						
INFANCY (<1)	13	8	5	12.0	8.5	40.3
NEONATAL	8	3	5	7.4	3.2	40.3
POST-NEONATAL	5	5	0	4.6	5.3	0.0
EARLY CHILDHOOD (1-4)	2	1	1	55.3	35.3	124.1
LATER CHILDHOOD (5-14)	1	1	0	10.1	12.0	0.0
ADOLESCENCE (15-19)	2	2	0	38.9	48.6	0.0
EARLY ADULTHOOD (20-29)	7	6	1	72.7	77.0	54.2
YOUNG ADULTHOOD (30-44)	16	12	4	128.8	111.5	240.2
MIDDLE ADULTHOOD (45-59)	60	53	6	845.4	858.4	650.1
LATER ADULTHOOD (60-74)	77	64	13	1965.3	1981.4	1889.5
OLDER ADULTHOOD (>74)	87	65	22	8726.2	8678.2	8871.0
Cause of Death						
Infectious and Parasitic Diseases (001-139)	8	6	2	14.9	13.4	22.4
Neoplasms (140-239)	62	52	10	115.2	115.8	112.0
Malignant Neoplasms (140-208)	62	52	10	115.2	115.8	112.0
Stomach (151)	1	1	0	1.9	2.2	0.0
Colon (153)	2	2	0	3.7	4.5	0.0
Pancreas (157)	9	8	1	16.7	17.8	11.2
Trachea, Bronchus and Lung (162)	17	15	2	31.6	33.4	22.4
Breast (174-175)	5	4	1	9.3	8.9	11.2
Ovary (183)	0	0	0	0.0	0.0	0.0
Prostate (185)	1	0	1	1.9	0.0	11.2
Leukemia (204-208)	2	2	0	3.7	4.5	0.0
All Other Malignant Sites	25	20	5	46.4	44.5	56.0
Endocrine, Nutritional and Metabolic Diseases (240-279)	7	2	5	13.0	4.5	56.0
Diabetes Mellitus (250)	5	1	4	9.3	2.2	44.8
Diseases of Blood and Blood-Forming Organs (280-289)	2	1	1	3.7	2.2	11.2
Mental Disorders (290-319)	2	2	0	3.7	4.5	0.0
Diseases of the Nervous System and Sense Organs (320-389)	3	3	0	5.6	6.7	0.0
Diseases of the Circulatory System (390-459)	114	92	21	211.8	204.9	235.3
Hypertensive Diseases (401-405)	2	1	1	3.7	2.2	11.2
Ischaemic Heart Disease (410-414)	73	61	11	135.6	135.9	123.2
Acute Myocardial Infarction (410)	47	39	8	87.3	86.9	89.6
Other Forms of Heart Disease (420-429)	21	16	5	39.0	35.6	56.0
Cerebrovascular Disease (430-438)	14	10	4	26.0	22.3	44.8
Diseases of The Arteries And Capillaries (440-448)	3	3	0	5.6	6.7	0.0

SELECTED VITAL STATISTICS BY RACE, BY COUNTY, 1988

ITEM	COLUMBIA					
	NUMBER			RATE		
	Total	White	Black	Total	White	Black
Cause of Death (Continued)						
Diseases of The Respiratory System (460-519)	12	11	1	22.3	24.5	11.2
Influenza and Pneumonia (480-487)	8	7	1	14.9	15.6	11.2
Chronic Obstructive Pulmonary Disease (490-496)	3	3	0	5.6	6.7	0.0
Diseases of The Digestive System (520-579)	14	13	1	26.0	29.0	11.2
Chronic Liver Disease And Cirrhosis (571)	3	3	0	5.6	6.7	0.0
Disease of The Genitourinary System (580-629)	4	2	2	7.4	4.5	22.4
Complications Of Pregnancy, Childbirth, And The Puerperium (630-676)	0	0	0	0.0	0.0	0.0
Diseases Of The Skin (680-709)	0	0	0	0.0	0.0	0.0
Diseases Of The Musculoskeletal System (710-739)	1	1	0	1.9	2.2	0.0
Congenital Anomalies (740-759)	2	2	0	3.7	4.5	0.0
Certain Conditions Originating In The Perinatal Period (760-779)	9	4	5	16.7	8.9	56.0
Disorders Relating To Short Gestation (765)	2	0	2	3.7	0.0	22.4
Symptoms, Signs, and Ill Defined Conditions (780-799)	1	1	0	1.9	2.2	0.0
SIDS (798)	1	1	0	1.9	2.2	0.0
Injury And Poisoning (E800-E999)	24	20	4	44.6	44.5	44.8
Motor Vehicle Accidents (E810-E825)	8	6	2	14.9	13.4	22.4
All Other Accidents (E800-E807, E826-E949)	3	3	0	5.6	6.7	0.0
Suicides (E950-E959)	7	7	0	13.0	15.6	0.0
Homicides (E960-E969)	5	3	2	9.3	6.7	22.4

SELECTED VITAL STATISTICS BY RACE, BY COUNTY, 1988

ITEM	COOK					
	NUMBER			RATE		
	Total	White	Black	Total	White	Black
TOTAL DEATHS	156	114	42	10.7	11.3	9.5
Lifestages						
INFANCY (<1)	4	0	4	17.7	0.0	36.7
NEONATAL	4	0	4	17.7	0.0	36.7
POST-NEONATAL	0	0	0	0.0	0.0	0.0
EARLY CHILDHOOD (1-4)	1	0	1	107.4	0.0	280.9
LATER CHILDHOOD (5-14)	0	0	0	0.0	0.0	0.0
ADOLESCENCE (15-19)	3	2	1	219.9	236.7	192.7
EARLY ADULTHOOD (20-29)	2	2	0	96.9	144.7	0.0
YOUNG ADULTHOOD (30-44)	0	0	0	0.0	0.0	0.0
MIDDLE ADULTHOOD (45-59)	15	7	8	741.8	456.3	1639.3
LATER ADULTHOOD (60-74)	63	52	11	3196.3	3314.2	2736.3
OLDER ADULTHOOD (>74)	68	51	17	9898.1	9444.4	11564.6
Cause of Death						
Infectious and Parasitic Diseases (001-139)	3	3	0	20.6	29.6	0.0
Neoplasms (140-239)	37	30	7	254.2	296.4	157.9
Malignant Neoplasms (140-208)	37	30	7	254.2	296.4	157.9
Stomach (151)	3	2	1	20.6	19.8	22.6
Colon (153)	5	5	0	34.4	49.4	0.0
Pancreas (157)	1	1	0	6.9	9.9	0.0
Trachea, Bronchus and Lung (162)	14	10	4	96.2	98.8	90.2
Breast (174-175)	0	0	0	0.0	0.0	0.0
Ovary (183)	1	1	0	6.9	9.9	0.0
Prostate (185)	2	2	0	13.7	19.8	0.0
Leukemia (204-208)	2	2	0	13.7	19.8	0.0
All Other Malignant Sites	9	7	2	61.8	69.2	45.1
Endocrine, Nutritional and Metabolic Diseases (240-279)	2	2	0	13.7	19.8	0.0
Diabetes Mellitus (250)	1	1	0	6.9	9.9	0.0
Diseases of Blood and Blood-Forming Organs (280-289)	0	0	0	0.0	0.0	0.0
Mental Disorders (290-319)	0	0	0	0.0	0.0	0.0
Diseases of the Nervous System and Sense Organs (320-389)	1	1	0	6.9	9.9	0.0
Diseases of the Circulatory System (390-459)	85	61	24	584.0	602.7	541.4
Hypertensive Diseases (401-405)	0	0	0	0.0	0.0	0.0
Ischaemic Heart Disease (410-414)	42	36	6	288.6	355.7	135.3
Acute Myocardial Infarction (410)	30	24	6	206.1	237.1	135.3
Other Forms of Heart Disease (420-429)	34	20	14	233.6	197.6	315.8
Cerebrovascular Disease (430-438)	4	3	1	27.5	29.6	22.6
Diseases of The Arteries And Capillaries (440-448)	5	2	3	34.4	19.8	67.7

SELECTED VITAL STATISTICS BY RACE, BY COUNTY, 1988

ITEM	COOK					
	NUMBER			RATE		
	Total	White	Black	Total	White	Black
Cause of Death (Continued)						
Diseases of The Respiratory System (460-519)	10	8	2	68.7	79.0	45.1
Influenza and Pneumonia (480-487)	1	1	0	6.9	9.9	0.0
Chronic Obstructive Pulmonary Disease (490-496)	8	6	2	55.0	59.3	45.1
Diseases of The Digestive System (520-579)	3	2	1	20.6	19.8	22.6
Chronic Liver Disease And Cirrhosis (571)	0	0	0	0.0	0.0	0.0
Disease of The Genitourinary System (580-629)	1	1	0	6.9	9.9	0.0
Complications Of Pregnancy, Childbirth, And The Puerperium (630-676)	0	0	0	0.0	0.0	0.0
Diseases Of The Skin (680-709)	0	0	0	0.0	0.0	0.0
Diseases Of The Musculoskeletal System (710-739)	0	0	0	0.0	0.0	0.0
Congenital Anomalies (740-759)	0	0	0	0.0	0.0	0.0
Certain Conditions Originating In The Perinatal Period (760-779)	4	0	4	27.5	0.0	90.2
Disorders Relating To Short Gestation (765)	0	0	0	0.0	0.0	0.0
Symptoms, Signs, and Ill Defined Conditions (780-799)	0	0	0	0.0	0.0	0.0
SIDS (798)	0	0	0	0.0	0.0	0.0
Injury And Poisoning (E800-E999)	10	6	4	68.7	59.3	90.2
Motor Vehicle Accidents (E810-E825)	5	3	2	34.4	29.6	45.1
All Other Accidents (E800-E807, E826-E949)	2	2	0	13.7	19.8	0.0
Suicides (E950-E959)	0	0	0	0.0	0.0	0.0
Homicides (E960-E969)	2	1	1	13.7	9.9	22.6

SELECTED VITAL STATISTICS BY RACE, BY COUNTY, 1988

ITEM	COWETA					
	NUMBER			RATE		
	Total	White	Black	Total	White	Black
TOTAL DEATHS	434	312	122	9.5	9.4	9.7
Lifestages						
INFANCY (<1)	9	7	2	10.3	11.4	7.8
NEONATAL	6	5	1	6.8	8.1	3.9
POST-NEONATAL	3	2	1	3.4	3.2	3.9
EARLY CHILDHOOD (1-4)	4	4	0	148.1	232.6	0.0
LATER CHILDHOOD (5-14)	3	2	1	37.5	36.7	39.1
ADOLESCENCE (15-19)	2	1	1	47.4	36.0	69.0
EARLY ADULTHOOD (20-29)	13	8	5	187.7	164.1	243.7
YOUNG ADULTHOOD (30-44)	23	13	10	252.1	187.0	460.6
MIDDLE ADULTHOOD (45-59)	49	28	21	732.2	537.1	1419.9
LATER ADULTHOOD (60-74)	151	111	40	2802.0	2644.7	3355.7
OLDER ADULTHOOD (>74)	180	138	42	9944.7	9985.5	9813.1
Cause of Death						
Infectious and Parasitic Diseases (001-139)	8	7	1	17.5	21.1	8.0
Neoplasms (140-239)	97	75	22	212.1	226.1	175.0
Malignant Neoplasms (140-208)	93	72	21	203.3	217.0	167.1
Stomach (151)	0	0	0	0.0	0.0	0.0
Colon (153)	6	6	0	13.1	18.1	0.0
Pancreas (157)	10	8	2	21.9	24.1	15.9
Trachea, Bronchus and Lung (162)	26	20	6	56.8	60.3	47.7
Breast (174-175)	11	7	4	24.0	21.1	31.8
Ovary (183)	1	0	1	2.2	0.0	8.0
Prostate (185)	7	4	3	15.3	12.1	23.9
Leukemia (204-208)	5	5	0	10.9	15.1	0.0
All Other Malignant Sites	27	22	5	59.0	66.3	39.8
Endocrine, Nutritional and Metabolic Diseases (240-279)	9	7	2	19.7	21.1	15.9
Diabetes Mellitus (250)	4	3	1	8.7	9.0	8.0
Diseases of Blood and Blood-Forming Organs (280-289)	1	1	0	2.2	3.0	0.0
Mental Disorders (290-319)	5	3	2	10.9	9.0	15.9
Diseases of the Nervous System and Sense Organs (320-389)	15	13	2	32.8	39.2	15.9
Diseases of the Circulatory System (390-459)	198	135	63	432.9	407.0	501.3
Hypertensive Diseases (401-405)	2	2	0	4.4	6.0	0.0
Ischaemic Heart Disease (410-414)	101	66	35	220.8	199.0	278.5
Acute Myocardial Infarction (410)	67	43	24	146.5	129.6	191.0
Other Forms of Heart Disease (420-429)	47	33	14	102.8	99.5	111.4
Cerebrovascular Disease (430-438)	36	26	10	78.7	78.4	79.6
Diseases of The Arteries And Capillaries (440-448)	8	7	1	17.5	21.1	8.0

SELECTED VITAL STATISTICS BY RACE, BY COUNTY, 1988

ITEM	COWETA					
	NUMBER			RATE		
	Total	White	Black	Total	White	Black
Cause of Death (Continued)						
Diseases of The Respiratory System (460-519)	29	24	5	63.4	72.3	39.8
Influenza and Pneumonia (480-487)	12	10	2	26.2	30.1	15.9
Chronic Obstructive Pulmonary Disease (490-496)	14	13	1	30.6	39.2	8.0
Diseases of The Digestive System (520-579)	14	11	3	30.6	33.2	23.9
Chronic Liver Disease And Cirrhosis (571)	5	5	0	10.9	15.1	0.0
Disease of The Genitourinary System (580-629)	7	2	5	15.3	6.0	39.8
Complications Of Pregnancy, Childbirth, And The Puerperium (630-676)	0	0	0	0.0	0.0	0.0
Diseases Of The Skin (680-709)	1	0	1	2.2	0.0	8.0
Diseases Of The Musculoskeletal System (710-739)	0	0	0	0.0	0.0	0.0
Congenital Anomalies (740-759)	2	2	0	4.4	6.0	0.0
Certain Conditions Originating In The Perinatal Period (760-779)	4	4	0	8.7	12.1	0.0
Disorders Relating To Short Gestation (765)	0	0	0	0.0	0.0	0.0
Symptoms, Signs, and Ill Defined Conditions (780-799)	6	3	3	13.1	9.0	23.9
SIDS (798)	0	0	0	0.0	0.0	0.0
Injury And Poisoning (E800-E999)	38	25	13	83.1	75.4	103.4
Motor Vehicle Accidents (E810-E825)	15	9	6	32.8	27.1	47.7
All Other Accidents (E800-E807, E826-E949)	14	10	4	30.6	30.1	31.8
Suicides (E950-E959)	1	1	0	2.2	3.0	0.0
Homicides (E960-E969)	6	3	3	13.1	9.0	23.9

SELECTED VITAL STATISTICS BY RACE, BY COUNTY, 1988

ITEM	CRAWFORD					
	NUMBER			RATE		
	Total	White	Black	Total	White	Black
TOTAL DEATHS	69	38	31	8.0	7.4	9.0
Lifestages						
INFANCY (<1)	3	1	2	20.4	10.3	40.0
NEONATAL	1	0	1	6.8	0.0	20.0
POST-NEONATAL	2	1	1	13.6	10.3	20.0
EARLY CHILDHOOD (1-4)	0	0	0	0.0	0.0	0.0
LATER CHILDHOOD (5-14)	1	0	1	62.8	0.0	141.2
ADOLESCENCE (15-19)	3	1	2	322.2	216.0	427.4
EARLY ADULTHOOD (20-29)	2	1	1	149.8	132.5	172.4
YOUNG ADULTHOOD (30-44)	2	2	0	115.9	173.5	0.0
MIDDLE ADULTHOOD (45-59)	9	5	4	772.5	629.7	1078.2
LATER ADULTHOOD (60-74)	24	15	9	2823.5	2767.5	2922.1
OLDER ADULTHOOD (>74)	25	13	12	8012.8	6951.9	9600.0
Cause of Death						
Infectious and Parasitic Diseases (001-139)	0	0	0	0.0	0.0	0.0
Neoplasms (140-239)	16	9	7	186.4	174.7	204.0
Malignant Neoplasms (140-208)	16	9	7	186.4	174.7	204.0
Stomach (151)	0	0	0	0.0	0.0	0.0
Colon (153)	1	0	1	11.6	0.0	29.1
Pancreas (157)	1	1	0	11.6	19.4	0.0
Trachea, Bronchus and Lung (162)	7	5	2	81.5	97.0	58.3
Breast (174-175)	0	0	0	0.0	0.0	0.0
Ovary (183)	0	0	0	0.0	0.0	0.0
Prostate (185)	0	0	0	0.0	0.0	0.0
Leukemia (204-208)	2	0	2	23.3	0.0	58.3
All Other Malignant Sites	5	3	2	58.2	58.2	58.3
Endocrine, Nutritional and Metabolic Diseases (240-279)	3	1	2	34.9	19.4	58.3
Diabetes Mellitus (250)	1	0	1	11.6	0.0	29.1
Diseases of Blood and Blood-Forming Organs (280-289)	0	0	0	0.0	0.0	0.0
Mental Disorders (290-319)	0	0	0	0.0	0.0	0.0
Diseases of the Nervous System and Sense Organs (320-389)	2	1	1	23.3	19.4	29.1
Diseases of the Circulatory System (390-459)	29	18	11	337.8	349.3	320.6
Hypertensive Diseases (401-405)	0	0	0	0.0	0.0	0.0
Ischaemic Heart Disease (410-414)	17	13	4	198.0	252.3	116.6
Acute Myocardial Infarction (410)	14	12	2	163.1	232.9	58.3
Other Forms of Heart Disease (420-429)	7	5	2	81.5	97.0	58.3
Cerebrovascular Disease (430-438)	3	0	3	34.9	0.0	87.4
Diseases of The Arteries And Capillaries (440-448)	2	0	2	23.3	0.0	58.3

SELECTED VITAL STATISTICS BY RACE, BY COUNTY, 1988

ITEM	CRAWFORD					
	NUMBER			RATE		
	Total	White	Black	Total	White	Black
Cause of Death (Continued)						
Diseases of The Respiratory System (460-519)	2	2	0	23.3	38.8	0.0
Influenza and Pneumonia (480-487)	0	0	0	0.0	0.0	0.0
Chronic Obstructive Pulmonary Disease (490-496)	2	2	0	23.3	38.8	0.0
Diseases of The Digestive System (520-579)	2	1	1	23.3	19.4	29.1
Chronic Liver Disease And Cirrhosis (571)	0	0	0	0.0	0.0	0.0
Disease of The Genitourinary System (580-629)	3	1	2	34.9	19.4	58.3
Complications Of Pregnancy, Childbirth, And The Puerperium (630-676)	0	0	0	0.0	0.0	0.0
Diseases Of The Skin (680-709)	0	0	0	0.0	0.0	0.0
Diseases Of The Musculoskeletal System (710-739)	0	0	0	0.0	0.0	0.0
Congenital Anomalies (740-759)	0	0	0	0.0	0.0	0.0
Certain Conditions Originating In The Perinatal Period (760-779)	1	0	1	11.6	0.0	29.1
Disorders Relating To Short Gestation (765)	0	0	0	0.0	0.0	0.0
Symptoms, Signs, and Ill Defined Conditions (780-799)	2	1	1	23.3	19.4	29.1
SIDS (798)	1	1	0	11.6	19.4	0.0
Injury And Poisoning (E800-E999)	9	4	5	104.8	77.6	145.7
Motor Vehicle Accidents (E810-E825)	7	2	5	81.5	38.8	145.7
All Other Accidents (E800-E807, E826-E949)	2	2	0	23.3	38.8	0.0
Suicides (E950-E959)	0	0	0	0.0	0.0	0.0
Homicides (E960-E969)	0	0	0	0.0	0.0	0.0

SELECTED VITAL STATISTICS BY RACE, BY COUNTY, 1988

ITEM	CRISP					
	NUMBER			RATE		
	Total	White	Black	Total	White	Black
TOTAL DEATHS	217	134	83	10.7	10.9	10.4
Lifestages						
INFANCY (<1)	6	3	3	17.3	21.6	14.7
NEONATAL	4	2	2	11.6	14.4	9.8
POST-NEONATAL	2	1	1	5.8	7.2	4.9
EARLY CHILDHOOD (1-4)	0	0	0	0.0	0.0	0.0
LATER CHILDHOOD (5-14)	1	0	1	27.5	0.0	55.6
ADOLESCENCE (15-19)	3	0	3	151.8	0.0	305.5
EARLY ADULTHOOD (20-29)	2	1	1	63.3	54.9	74.7
YOUNG ADULTHOOD (30-44)	13	7	6	391.7	313.5	552.5
MIDDLE ADULTHOOD (45-59)	22	12	10	773.0	582.2	1273.9
LATER ADULTHOOD (60-74)	74	42	32	2836.3	2326.9	3980.1
OLDER ADULTHOOD (>74)	96	69	27	9657.9	10087.7	8709.7
Cause of Death						
Infectious and Parasitic Diseases (001-139)	5	3	2	24.6	24.4	24.9
Neoplasms (140-239)	52	37	15	256.2	301.4	187.1
Malignant Neoplasms (140-208)	52	37	15	256.2	301.4	187.1
Stomach (151)	1	0	1	4.9	0.0	12.5
Colon (153)	4	3	1	19.7	24.4	12.5
Pancreas (157)	4	4	0	19.7	32.6	0.0
Trachea, Bronchus and Lung (162)	14	9	5	69.0	73.3	62.4
Breast (174-175)	2	2	0	9.9	16.3	0.0
Ovary (183)	2	2	0	9.9	16.3	0.0
Prostate (185)	3	2	1	14.8	16.3	12.5
Leukemia (204-208)	3	3	0	14.8	24.4	0.0
All Other Malignant Sites	19	12	7	93.6	97.7	87.3
Endocrine, Nutritional and Metabolic Diseases (240-279)	6	1	5	29.6	8.1	62.4
Diabetes Mellitus (250)	4	1	3	19.7	8.1	37.4
Diseases of Blood and Blood-Forming Organs (280-289)	1	1	0	4.9	8.1	0.0
Mental Disorders (290-319)	1	0	1	4.9	0.0	12.5
Diseases of the Nervous System and Sense Organs (320-389)	2	0	2	9.9	0.0	24.9
Diseases of the Circulatory System (390-459)	94	50	44	463.1	407.3	548.7
Hypertensive Diseases (401-405)	2	1	1	9.9	8.1	12.5
Ischaemic Heart Disease (410-414)	43	25	18	211.9	203.6	224.5
Acute Myocardial Infarction (410)	22	13	9	108.4	105.9	112.2
Other Forms of Heart Disease (420-429)	18	8	10	88.7	65.2	124.7
Cerebrovascular Disease (430-438)	25	11	14	123.2	89.6	174.6
Diseases of The Arteries And Capillaries (440-448)	6	5	1	29.6	40.7	12.5

SELECTED VITAL STATISTICS BY RACE, BY COUNTY, 1988

ITEM	CRISP					
	NUMBER			RATE		
	Total	White	Black	Total	White	Black
Cause of Death (Continued)						
Diseases of The Respiratory System (460-519)	17	13	4	83.8	105.9	49.9
Influenza and Pneumonia (480-487)	5	4	1	24.6	32.6	12.5
Chronic Obstructive Pulmonary Disease (490-496)	5	4	1	24.6	32.6	12.5
Diseases of The Digestive System (520-579)	14	12	2	69.0	97.7	24.9
Chronic Liver Disease And Cirrhosis (571)	5	5	0	24.6	40.7	0.0
Disease of The Genitourinary System (580-629)	4	3	1	19.7	24.4	12.5
Complications Of Pregnancy, Childbirth, And The Puerperium (630-676)	0	0	0	0.0	0.0	0.0
Diseases Of The Skin (680-709)	2	1	1	9.9	8.1	12.5
Diseases Of The Musculoskeletal System (710-739)	0	0	0	0.0	0.0	0.0
Congenital Anomalies (740-759)	1	1	0	4.9	8.1	0.0
Certain Conditions Originating In The Perinatal Period (760-779)	3	1	2	14.8	8.1	24.9
Disorders Relating To Short Gestation (765)	1	0	1	4.9	0.0	12.5
Symptoms, Signs, and Ill Defined Conditions (780-799)	2	2	0	9.9	16.3	0.0
SIDS (798)	1	1	0	4.9	8.1	0.0
Injury And Poisoning (E800-E999)	13	9	4	64.1	73.3	49.9
Motor Vehicle Accidents (E810-E825)	4	3	1	19.7	24.4	12.5
All Other Accidents (E800-E807, E826-E949)	4	1	3	19.7	8.1	37.4
Suicides (E950-E959)	4	4	0	19.7	32.6	0.0
Homicides (E960-E969)	0	0	0	0.0	0.0	0.0

SELECTED VITAL STATISTICS BY RACE, BY COUNTY, 1988

ITEM	DADE					
	NUMBER			RATE		
	Total	White	Black	Total	White	Black
TOTAL DEATHS	108	106	2	8.2	8.2	11.3
Lifestages						
INFANCY (<1)	1	1	0	6.1	6.1	0.0
NEONATAL	1	1	0	6.1	6.1	0.0
POST-NEONATAL	0	0	0	0.0	0.0	0.0
EARLY CHILDHOOD (1-4)	0	0	0	0.0	0.0	0.0
LATER CHILDHOOD (5-14)	1	1	0	44.1	44.5	0.0
ADOLESCENCE (15-19)	0	0	0	0.0	0.0	0.0
EARLY ADULTHOOD (20-29)	4	4	0	171.7	174.4	0.0
YOUNG ADULTHOOD (30-44)	5	5	0	188.4	190.5	0.0
MIDDLE ADULTHOOD (45-59)	9	9	0	499.4	506.2	0.0
LATER ADULTHOOD (60-74)	37	35	2	2796.7	2673.8	14285.7
OLDER ADULTHOOD (>74)	51	51	0	11208.8	11333.3	0.0
Cause of Death						
Infectious and Parasitic Diseases (001-139)	1	1	0	7.6	7.7	0.0
Neoplasms (140-239)	21	21	0	159.6	161.8	0.0
Malignant Neoplasms (140-208)	21	21	0	159.6	161.8	0.0
Stomach (151)	0	0	0	0.0	0.0	0.0
Colon (153)	3	3	0	22.8	23.1	0.0
Pancreas (157)	0	0	0	0.0	0.0	0.0
Trachea, Bronchus and Lung (162)	8	8	0	60.8	61.6	0.0
Breast (174-175)	1	1	0	7.6	7.7	0.0
Ovary (183)	1	1	0	7.6	7.7	0.0
Prostate (185)	1	1	0	7.6	7.7	0.0
Leukemia (204-208)	1	1	0	7.6	7.7	0.0
All Other Malignant Sites	6	6	0	45.6	46.2	0.0
Endocrine, Nutritional and Metabolic Diseases (240-279)	5	5	0	38.0	38.5	0.0
Diabetes Mellitus (250)	4	4	0	30.4	30.8	0.0
Diseases of Blood and Blood-Forming Organs (280-289)	0	0	0	0.0	0.0	0.0
Mental Disorders (290-319)	1	1	0	7.6	7.7	0.0
Diseases of the Nervous System and Sense Organs (320-389)	1	1	0	7.6	7.7	0.0
Diseases of the Circulatory System (390-459)	40	38	2	304.0	292.8	1129.9
Hypertensive Diseases (401-405)	2	1	1	15.2	7.7	565.0
Ischaemic Heart Disease (410-414)	22	21	1	167.2	161.8	565.0
Acute Myocardial Infarction (410)	14	13	1	106.4	100.2	565.0
Other Forms of Heart Disease (420-429)	12	12	0	91.2	92.4	0.0
Cerebrovascular Disease (430-438)	4	4	0	30.4	30.8	0.0
Diseases of The Arteries And Capillaries (440-448)	0	0	0	0.0	0.0	0.0

SELECTED VITAL STATISTICS BY RACE, BY COUNTY, 1988

ITEM	DADE					
	NUMBER			RATE		
	Total	White	Black	Total	White	Black
Cause of Death (Continued)						
Diseases of The Respiratory System (460-519)	17	17	0	129.2	131.0	0.0
Influenza and Pneumonia (480-487)	8	8	0	60.8	61.6	0.0
Chronic Obstructive Pulmonary Disease (490-496)	8	8	0	60.8	61.6	0.0
Diseases of The Digestive System (520-579)	4	4	0	30.4	30.8	0.0
Chronic Liver Disease And Cirrhosis (571)	1	1	0	7.6	7.7	0.0
Disease of The Genitourinary System (580-629)	7	7	0	53.2	53.9	0.0
Complications Of Pregnancy, Childbirth, And The Puerperium (630-676)	0	0	0	0.0	0.0	0.0
Diseases Of The Skin (680-709)	0	0	0	0.0	0.0	0.0
Diseases Of The Musculoskeletal System (710-739)	0	0	0	0.0	0.0	0.0
Congenital Anomalies (740-759)	1	1	0	7.6	7.7	0.0
Certain Conditions Originating In The Perinatal Period (760-779)	1	1	0	7.6	7.7	0.0
Disorders Relating To Short Gestation (765)	0	0	0	0.0	0.0	0.0
Symptoms, Signs, and Ill Defined Conditions (780-799)	0	0	0	0.0	0.0	0.0
SIDS (798)	0	0	0	0.0	0.0	0.0
Injury And Poisoning (E800-E999)	9	9	0	68.4	69.3	0.0
Motor Vehicle Accidents (E810-E825)	1	1	0	7.6	7.7	0.0
All Other Accidents (E800-E807, E826-E949)	6	6	0	45.6	46.2	0.0
Suicides (E950-E959)	2	2	0	15.2	15.4	0.0
Homicides (E960-E969)	0	0	0	0.0	0.0	0.0

SELECTED VITAL STATISTICS BY RACE, BY COUNTY, 1988

ITEM	DAWSON					
	NUMBER			RATE		
	Total	White	Black	Total	White	Black
TOTAL DEATHS	76	76	0	12.7	12.8	0.0
Lifestages						
INFANCY (<1)	0	0	0	0.0	0.0	0.0
NEONATAL	0	0	0	0.0	0.0	0.0
POST-NEONATAL	0	0	0	0.0	0.0	0.0
EARLY CHILDHOOD (1-4)	1	1	0	341.3	342.5	0.0
LATER CHILDHOOD (5-14)	1	1	0	103.1	104.8	0.0
ADOLESCENCE (15-19)	1	1	0	184.2	184.8	0.0
EARLY ADULTHOOD (20-29)	3	3	0	332.2	334.1	0.0
YOUNG ADULTHOOD (30-44)	5	5	0	428.1	432.2	0.0
MIDDLE ADULTHOOD (45-59)	11	11	0	1226.3	1236.0	0.0
LATER ADULTHOOD (60-74)	15	15	0	1935.5	1945.5	0.0
OLDER ADULTHOOD (>74)	39	39	0	13588.8	13588.8	0.0
Cause of Death						
Infectious and Parasitic Diseases (001-139)	1	1	0	16.7	16.8	0.0
Neoplasms (140-239)	14	14	0	233.9	235.8	0.0
Malignant Neoplasms (140-208)	14	14	0	233.9	235.8	0.0
Stomach (151)	0	0	0	0.0	0.0	0.0
Colon (153)	3	3	0	50.1	50.5	0.0
Pancreas (157)	1	1	0	16.7	16.8	0.0
Trachea, Bronchus and Lung (162)	3	3	0	50.1	50.5	0.0
Breast (174-175)	1	1	0	16.7	16.8	0.0
Ovary (183)	0	0	0	0.0	0.0	0.0
Prostate (185)	0	0	0	0.0	0.0	0.0
Leukemia (204-208)	0	0	0	0.0	0.0	0.0
All Other Malignant Sites	6	6	0	100.3	101.1	0.0
Endocrine, Nutritional and Metabolic Diseases (240-279)	1	1	0	16.7	16.8	0.0
Diabetes Mellitus (250)	1	1	0	16.7	16.8	0.0
Diseases of Blood and Blood-Forming Organs (280-289)	0	0	0	0.0	0.0	0.0
Mental Disorders (290-319)	0	0	0	0.0	0.0	0.0
Diseases of the Nervous System and Sense Organs (320-389)	1	1	0	16.7	16.8	0.0
Diseases of the Circulatory System (390-459)	31	31	0	518.0	522.1	0.0
Hypertensive Diseases (401-405)	0	0	0	0.0	0.0	0.0
Ischaemic Heart Disease (410-414)	22	22	0	367.6	370.6	0.0
Acute Myocardial Infarction (410)	13	13	0	217.2	219.0	0.0
Other Forms of Heart Disease (420-429)	6	6	0	100.3	101.1	0.0
Cerebrovascular Disease (430-438)	3	3	0	50.1	50.5	0.0
Diseases of The Arteries And Capillaries (440-448)	0	0	0	0.0	0.0	0.0

SELECTED VITAL STATISTICS BY RACE, BY COUNTY, 1988

ITEM	DAWSON					
	NUMBER			RATE		
	Total	White	Black	Total	White	Black
Cause of Death (Continued)						
Diseases of The Respiratory System (460-519)	5	5	0	83.5	84.2	0.0
Influenza and Pneumonia (480-487)	1	1	0	16.7	16.8	0.0
Chronic Obstructive Pulmonary Disease (490-496)	3	3	0	50.1	50.5	0.0
Diseases of The Digestive System (520-579)	2	2	0	33.4	33.7	0.0
Chronic Liver Disease And Cirrhosis (571)	0	0	0	0.0	0.0	0.0
Disease of The Genitourinary System (580-629)	1	1	0	16.7	16.8	0.0
Complications Of Pregnancy, Childbirth, And The Puerperium (630-676)	0	0	0	0.0	0.0	0.0
Diseases Of The Skin (680-709)	0	0	0	0.0	0.0	0.0
Diseases Of The Musculoskeletal System (710-739)	0	0	0	0.0	0.0	0.0
Congenital Anomalies (740-759)	0	0	0	0.0	0.0	0.0
Certain Conditions Originating In The Perinatal Period (760-779)	0	0	0	0.0	0.0	0.0
Disorders Relating To Short Gestation (765)	0	0	0	0.0	0.0	0.0
Symptoms, Signs, and Ill Defined Conditions (780-799)	2	2	0	33.4	33.7	0.0
SIDS (798)	0	0	0	0.0	0.0	0.0
Injury And Poisoning (E800-E999)	18	18	0	300.8	303.2	0.0
Motor Vehicle Accidents (E810-E825)	10	10	0	167.1	168.4	0.0
All Other Accidents (E800-E807, E826-E949)	6	6	0	100.3	101.1	0.0
Suicides (E950-E959)	1	1	0	16.7	16.8	0.0
Homicides (E960-E969)	0	0	0	0.0	0.0	0.0

SELECTED VITAL STATISTICS BY RACE, BY COUNTY, 1988

ITEM	DECATUR					
	NUMBER			RATE		
	Total	White	Black	Total	White	Black
TOTAL DEATHS	292	174	118	10.4	10.2	10.8
Lifestages						
INFANCY (<1)	3	2	1	7.0	9.6	4.6
NEONATAL	2	2	0	4.7	9.6	0.0
POST-NEONATAL	1	0	1	2.3	0.0	4.6
EARLY CHILDHOOD (1-4)	0	0	0	0.0	0.0	0.0
LATER CHILDHOOD (5-14)	4	0	4	77.6	0.0	158.9
ADOLESCENCE (15-19)	2	2	0	76.7	137.3	0.0
EARLY ADULTHOOD (20-29)	10	7	3	219.6	249.8	171.3
YOUNG ADULTHOOD (30-44)	11	4	7	251.3	131.7	522.0
MIDDLE ADULTHOOD (45-59)	40	20	20	1007.0	752.4	1522.1
LATER ADULTHOOD (60-74)	77	42	35	2131.2	1758.1	2859.5
OLDER ADULTHOOD (>74)	145	97	48	11018.2	11658.6	9917.4
Cause of Death						
Infectious and Parasitic Diseases (001-139)	3	1	2	10.7	5.9	18.2
Neoplasms (140-239)	45	30	15	160.6	176.0	136.7
Malignant Neoplasms (140-208)	44	29	15	157.1	170.2	136.7
Stomach (151)	1	0	1	3.6	0.0	9.1
Colon (153)	3	2	1	10.7	11.7	9.1
Pancreas (157)	3	1	2	10.7	5.9	18.2
Trachea, Bronchus and Lung (162)	13	10	3	46.4	58.7	27.3
Breast (174-175)	2	1	1	7.1	5.9	9.1
Ovary (183)	0	0	0	0.0	0.0	0.0
Prostate (185)	0	0	0	0.0	0.0	0.0
Leukemia (204-208)	0	0	0	0.0	0.0	0.0
All Other Malignant Sites	22	15	7	78.5	88.0	63.8
Endocrine, Nutritional and Metabolic Diseases (240-279)	9	3	6	32.1	17.6	54.7
Diabetes Mellitus (250)	8	3	5	28.6	17.6	45.6
Diseases of Blood and Blood-Forming Organs (280-289)	1	0	1	3.6	0.0	9.1
Mental Disorders (290-319)	8	5	3	28.6	29.3	27.3
Diseases of the Nervous System and Sense Organs (320-389)	7	2	5	25.0	11.7	45.6
Diseases of the Circulatory System (390-459)	151	91	60	539.0	534.0	546.8
Hypertensive Diseases (401-405)	4	1	3	14.3	5.9	27.3
Ischaemic Heart Disease (410-414)	62	42	20	221.3	246.5	182.3
Acute Myocardial Infarction (410)	51	32	19	182.1	187.8	173.2
Other Forms of Heart Disease (420-429)	33	17	16	117.8	99.8	145.8
Cerebrovascular Disease (430-438)	44	26	18	157.1	152.6	164.1
Diseases of The Arteries And Capillaries (440-448)	6	4	2	21.4	23.5	18.2

SELECTED VITAL STATISTICS BY RACE, BY COUNTY, 1988

ITEM	DECATUR					
	NUMBER			RATE		
	Total	White	Black	Total	White	Black
Cause of Death (Continued)						
Diseases of The Respiratory System (460-519)	23	17	6	82.1	99.8	54.7
Influenza and Pneumonia (480-487)	7	6	1	25.0	35.2	9.1
Chronic Obstructive Pulmonary Disease (490-496)	9	5	4	32.1	29.3	36.5
Diseases of The Digestive System (520-579)	10	7	3	35.7	41.1	27.3
Chronic Liver Disease And Cirrhosis (571)	3	2	1	10.7	11.7	9.1
Disease of The Genitourinary System (580-629)	7	2	5	25.0	11.7	45.6
Complications Of Pregnancy, Childbirth, And The Puerperium (630-676)	0	0	0	0.0	0.0	0.0
Diseases Of The Skin (680-709)	0	0	0	0.0	0.0	0.0
Diseases Of The Musculoskeletal System (710-739)	0	0	0	0.0	0.0	0.0
Congenital Anomalies (740-759)	2	2	0	7.1	11.7	0.0
Certain Conditions Originating In The Perinatal Period (760-779)	0	0	0	0.0	0.0	0.0
Disorders Relating To Short Gestation (765)	0	0	0	0.0	0.0	0.0
Symptoms, Signs, and Ill Defined Conditions (780-799)	1	0	1	3.6	0.0	9.1
SIDS (798)	0	0	0	0.0	0.0	0.0
Injury And Poisoning (E800-E999)	25	14	11	89.2	82.2	100.3
Motor Vehicle Accidents (E810-E825)	8	5	3	28.6	29.3	27.3
All Other Accidents (E800-E807, E826-E949)	13	7	6	46.4	41.1	54.7
Suicides (E950-E959)	3	1	2	10.7	5.9	18.2
Homicides (E960-E969)	1	1	0	3.6	5.9	0.0

SELECTED VITAL STATISTICS BY RACE, BY COUNTY, 1988

ITEM	DEKALB					
	NUMBER			RATE		
	Total	White	Black	Total	White	Black
TOTAL DEATHS	3535	2484	1029	6.4	6.3	6.5
Lifestages						
INFANCY (<1)	115	31	82	13.3	8.3	18.0
NEONATAL	88	22	64	10.2	5.9	14.0
POST-NEONATAL	27	9	18	3.1	2.4	3.9
EARLY CHILDHOOD (1-4)	11	6	5	41.4	37.5	45.8
LATER CHILDHOOD (5-14)	20	7	11	23.3	13.2	33.5
ADOLESCENCE (15-19)	40	23	16	77.1	64.7	97.8
EARLY ADULTHOOD (20-29)	164	72	90	148.7	93.7	269.2
YOUNG ADULTHOOD (30-44)	322	158	162	260.8	181.1	447.2
MIDDLE ADULTHOOD (45-59)	464	261	196	559.8	377.4	1428.7
LATER ADULTHOOD (60-74)	1009	760	248	2186.9	1968.2	3296.1
OLDER ADULTHOOD (>74)	1390	1166	219	8371.5	8094.4	9959.1
Cause of Death						
Infectious and Parasitic Diseases (001-139)	139	82	55	25.2	20.8	34.9
Neoplasms (140-239)	778	598	178	140.9	151.6	112.8
Malignant Neoplasms (140-208)	766	589	175	138.7	149.4	110.9
Stomach (151)	25	18	7	4.5	4.6	4.4
Colon (153)	68	57	11	12.3	14.5	7.0
Pancreas (157)	28	23	5	5.1	5.8	3.2
Trachea, Bronchus and Lung (162)	223	184	38	40.4	46.7	24.1
Breast (174-175)	84	64	20	15.2	16.2	12.7
Ovary (183)	25	21	3	4.5	5.3	1.9
Prostate (185)	45	32	13	8.2	8.1	8.2
Leukemia (204-208)	26	24	2	4.7	6.1	1.3
All Other Malignant Sites	242	166	76	43.8	42.1	48.2
Endocrine, Nutritional and Metabolic Diseases (240-279)	84	49	35	15.2	12.4	22.2
Diabetes Mellitus (250)	52	27	25	9.4	6.8	15.8
Diseases of Blood and Blood-Forming Organs (280-289)	17	14	3	3.1	3.6	1.9
Mental Disorders (290-319)	58	41	17	10.5	10.4	10.8
Diseases of the Nervous System and Sense Organs (320-389)	77	62	15	13.9	15.7	9.5
Diseases of the Circulatory System (390-459)	1425	1044	372	258.1	264.7	235.8
Hypertensive Diseases (401-405)	89	38	51	16.1	9.6	32.3
Ischaemic Heart Disease (410-414)	551	476	72	99.8	120.7	45.6
Acute Myocardial Infarction (410)	287	243	41	52.0	61.6	26.0
Other Forms of Heart Disease (420-429)	448	293	151	81.1	74.3	95.7
Cerebrovascular Disease (430-438)	252	178	72	45.6	45.1	45.6
Diseases of The Arteries And Capillaries (440-448)	49	42	7	8.9	10.7	4.4

SELECTED VITAL STATISTICS BY RACE, BY COUNTY, 1988

ITEM	DEKALB					
	NUMBER			RATE		
	Total	White	Black	Total	White	Black
Cause of Death (Continued)						
Diseases of The Respiratory System (460-519)	284	229	54	51.4	58.1	34.2
Influenza and Pneumonia (480-487)	98	82	15	17.7	20.8	9.5
Chronic Obstructive Pulmonary Disease (490-496)	134	110	24	24.3	27.9	15.2
Diseases of The Digestive System (520-579)	112	82	30	20.3	20.8	19.0
Chronic Liver Disease And Cirrhosis (571)	32	19	13	5.8	4.8	8.2
Disease of The Genitourinary System (580-629)	62	31	31	11.2	7.9	19.7
Complications Of Pregnancy, Childbirth, And The Puerperium (630-676)	1	0	1	0.2	0.0	0.6
Diseases Of The Skin (680-709)	13	10	3	2.4	2.5	1.9
Diseases Of The Musculoskeletal System (710-739)	14	12	2	2.5	3.0	1.3
Congenital Anomalies (740-759)	29	17	12	5.3	4.3	7.6
Certain Conditions Originating In The Perinatal Period (760-779)	63	12	49	11.4	3.0	31.1
Disorders Relating To Short Gestation (765)	15	2	12	2.7	0.5	7.6
Symptoms, Signs, and Ill Defined Conditions (780-799)	26	9	17	4.7	2.3	10.8
SIDS (798)	12	4	8	2.2	1.0	5.1
Injury And Poisoning (E800-E999)	353	192	155	63.9	48.7	98.3
Motor Vehicle Accidents (E810-E825)	104	66	35	18.8	16.7	22.2
All Other Accidents (E800-E807, E826-E949)	84	55	29	15.2	13.9	18.4
Suicides (E950-E959)	73	53	20	13.2	13.4	12.7
Homicides (E960-E969)	88	18	67	15.9	4.6	42.5

SELECTED VITAL STATISTICS BY RACE, BY COUNTY, 1988

ITEM	DODGE					
	NUMBER			RATE		
	Total	White	Black	Total	White	Black
TOTAL DEATHS	196	150	46	10.5	11.0	9.2
Lifestages						
INFANCY (<1)	5	5	0	20.8	33.1	0.0
NEONATAL	3	3	0	12.5	19.9	0.0
POST-NEONATAL	2	2	0	8.3	13.2	0.0
EARLY CHILDHOOD (1-4)	1	1	0	87.4	133.3	0.0
LATER CHILDHOOD (5-14)	1	1	0	29.6	46.7	0.0
ADOLESCENCE (15-19)	1	1	0	56.9	86.1	0.0
EARLY ADULTHOOD (20-29)	4	1	3	154.0	53.4	414.4
YOUNG ADULTHOOD (30-44)	7	3	4	207.7	113.5	550.2
MIDDLE ADULTHOOD (45-59)	18	15	3	650.8	676.0	548.4
LATER ADULTHOOD (60-74)	64	46	18	2523.7	2256.0	3621.7
OLDER ADULTHOOD (>74)	95	77	18	10590.9	10814.6	9729.7
Cause of Death						
Infectious and Parasitic Diseases (001-139)	6	5	1	32.1	36.5	20.0
Neoplasms (140-239)	43	37	6	230.0	270.2	120.0
Malignant Neoplasms (140-208)	43	37	6	230.0	270.2	120.0
Stomach (151)	0	0	0	0.0	0.0	0.0
Colon (153)	3	3	0	16.0	21.9	0.0
Pancreas (157)	1	1	0	5.3	7.3	0.0
Trachea, Bronchus and Lung (162)	11	11	0	58.8	80.3	0.0
Breast (174-175)	3	3	0	16.0	21.9	0.0
Ovary (183)	0	0	0	0.0	0.0	0.0
Prostate (185)	1	1	0	5.3	7.3	0.0
Leukemia (204-208)	1	0	1	5.3	0.0	20.0
All Other Malignant Sites	23	18	5	123.0	131.5	100.0
Endocrine, Nutritional and Metabolic Diseases (240-279)	2	1	1	10.7	7.3	20.0
Diabetes Mellitus (250)	0	0	0	0.0	0.0	0.0
Diseases of Blood and Blood-Forming Organs (280-289)	3	3	0	16.0	21.9	0.0
Mental Disorders (290-319)	1	1	0	5.3	7.3	0.0
Diseases of the Nervous System and Sense Organs (320-389)	5	3	2	26.7	21.9	40.0
Diseases of the Circulatory System (390-459)	78	58	20	417.3	423.6	400.0
Hypertensive Diseases (401-405)	0	0	0	0.0	0.0	0.0
Ischaemic Heart Disease (410-414)	43	33	10	230.0	241.0	200.0
Acute Myocardial Infarction (410)	25	18	7	133.7	131.5	140.0
Other Forms of Heart Disease (420-429)	16	12	4	85.6	87.6	80.0
Cerebrovascular Disease (430-438)	13	9	4	69.5	65.7	80.0
Diseases of The Arteries And Capillaries (440-448)	3	3	0	16.0	21.9	0.0

SELECTED VITAL STATISTICS BY RACE, BY COUNTY, 1988

ITEM	DODGE					
	NUMBER			RATE		
	Total	White	Black	Total	White	Black
Cause of Death (Continued)						
Diseases of The Respiratory System (460-519)	19	14	5	101.6	102.2	100.0
Influenza and Pneumonia (480-487)	7	5	2	37.4	36.5	40.0
Chronic Obstructive Pulmonary Disease (490-496)	9	8	1	48.1	58.4	20.0
Diseases of The Digestive System (520-579)	8	7	1	42.8	51.1	20.0
Chronic Liver Disease And Cirrhosis (571)	0	0	0	0.0	0.0	0.0
Disease of The Genitourinary System (580-629)	4	2	2	21.4	14.6	40.0
Complications Of Pregnancy, Childbirth, And The Puerperium (630-676)	0	0	0	0.0	0.0	0.0
Diseases Of The Skin (680-709)	0	0	0	0.0	0.0	0.0
Diseases Of The Musculoskeletal System (710-739)	1	0	1	5.3	0.0	20.0
Congenital Anomalies (740-759)	2	2	0	10.7	14.6	0.0
Certain Conditions Originating In The Perinatal Period (760-779)	1	1	0	5.3	7.3	0.0
Disorders Relating To Short Gestation (765)	0	0	0	0.0	0.0	0.0
Symptoms, Signs, and Ill Defined Conditions (780-799)	7	5	2	37.4	36.5	40.0
SIDS (798)	1	1	0	5.3	7.3	0.0
Injury And Poisoning (E800-E999)	16	11	5	85.6	80.3	100.0
Motor Vehicle Accidents (E810-E825)	6	5	1	32.1	36.5	20.0
All Other Accidents (E800-E807, E826-E949)	7	4	3	37.4	29.2	60.0
Suicides (E950-E959)	2	2	0	10.7	14.6	0.0
Homicides (E960-E969)	1	0	1	5.3	0.0	20.0

SELECTED VITAL STATISTICS BY RACE, BY COUNTY, 1988

ITEM	DOOLY					
	NUMBER			RATE		
	Total	White	Black	Total	White	Black
TOTAL DEATHS	109	64	45	9.4	10.9	7.9
Lifestages						
INFANCY (<1)	2	1	1	14.4	16.4	12.8
NEONATAL	0	0	0	0.0	0.0	0.0
POST-NEONATAL	2	1	1	14.4	16.4	12.8
EARLY CHILDHOOD (1-4)	1	1	0	105.2	292.4	0.0
LATER CHILDHOOD (5-14)	1	0	1	46.4	0.0	75.1
ADOLESCENCE (15-19)	1	0	1	85.2	0.0	140.1
EARLY ADULTHOOD (20-29)	2	1	1	118.0	117.2	118.8
YOUNG ADULTHOOD (30-44)	4	0	4	220.3	0.0	518.1
MIDDLE ADULTHOOD (45-59)	11	5	6	704.7	512.3	1025.6
LATER ADULTHOOD (60-74)	35	18	17	2290.6	1820.0	3154.0
OLDER ADULTHOOD (>74)	52	38	14	9187.3	11111.1	6250.0
Cause of Death						
Infectious and Parasitic Diseases (001-139)	7	2	5	60.4	33.9	87.8
Neoplasms (140-239)	24	16	8	207.1	271.5	140.5
Malignant Neoplasms (140-208)	24	16	8	207.1	271.5	140.5
Stomach (151)	1	0	1	8.6	0.0	17.6
Colon (153)	3	3	0	25.9	50.9	0.0
Pancreas (157)	0	0	0	0.0	0.0	0.0
Trachea, Bronchus and Lung (162)	7	4	3	60.4	67.9	52.7
Breast (174-175)	3	3	0	25.9	50.9	0.0
Ovary (183)	0	0	0	0.0	0.0	0.0
Prostate (185)	3	1	2	25.9	17.0	35.1
Leukemia (204-208)	0	0	0	0.0	0.0	0.0
All Other Malignant Sites	7	5	2	60.4	84.8	35.1
Endocrine, Nutritional and Metabolic Diseases (240-279)	1	1	0	8.6	17.0	0.0
Diabetes Mellitus (250)	0	0	0	0.0	0.0	0.0
Diseases of Blood and Blood-Forming Organs (280-289)	0	0	0	0.0	0.0	0.0
Mental Disorders (290-319)	2	1	1	17.3	17.0	17.6
Diseases of the Nervous System and Sense Organs (320-389)	0	0	0	0.0	0.0	0.0
Diseases of the Circulatory System (390-459)	48	29	19	414.3	492.1	333.7
Hypertensive Diseases (401-405)	0	0	0	0.0	0.0	0.0
Ischaemic Heart Disease (410-414)	26	15	11	224.4	254.5	193.2
Acute Myocardial Infarction (410)	19	9	10	164.0	152.7	175.6
Other Forms of Heart Disease (420-429)	8	4	4	69.0	67.9	70.2
Cerebrovascular Disease (430-438)	10	6	4	86.3	101.8	70.2
Diseases of The Arteries And Capillaries (440-448)	4	4	0	34.5	67.9	0.0

SELECTED VITAL STATISTICS BY RACE, BY COUNTY, 1988

ITEM	DOOLY					
	NUMBER			RATE		
	Total	White	Black	Total	White	Black
Cause of Death (Continued)						
Diseases of The Respiratory System (460-519)	7	4	3	60.4	67.9	52.7
Influenza and Pneumonia (480-487)	2	1	1	17.3	17.0	17.6
Chronic Obstructive Pulmonary Disease (490-496)	2	2	0	17.3	33.9	0.0
Diseases of The Digestive System (520-579)	4	3	1	34.5	50.9	17.6
Chronic Liver Disease And Cirrhosis (571)	0	0	0	0.0	0.0	0.0
Disease of The Genitourinary System (580-629)	1	0	1	8.6	0.0	17.6
Complications Of Pregnancy, Childbirth, And The Puerperium (630-676)	0	0	0	0.0	0.0	0.0
Diseases Of The Skin (680-709)	2	1	1	17.3	17.0	17.6
Diseases Of The Musculoskeletal System (710-739)	0	0	0	0.0	0.0	0.0
Congenital Anomalies (740-759)	1	1	0	8.6	17.0	0.0
Certain Conditions Originating In The Perinatal Period (760-779)	0	0	0	0.0	0.0	0.0
Disorders Relating To Short Gestation (765)	0	0	0	0.0	0.0	0.0
Symptoms, Signs, and Ill Defined Conditions (780-799)	1	0	1	8.6	0.0	17.6
SIDS (798)	1	0	1	8.6	0.0	17.6
Injury And Poisoning (E800-E999)	11	6	5	94.9	101.8	87.8
Motor Vehicle Accidents (E810-E825)	4	3	1	34.5	50.9	17.6
All Other Accidents (E800-E807, E826-E949)	3	1	2	25.9	17.0	35.1
Suicides (E950-E959)	1	1	0	8.6	17.0	0.0
Homicides (E960-E969)	3	1	2	25.9	17.0	35.1

SELECTED VITAL STATISTICS BY RACE, BY COUNTY, 1988

ITEM	DOUGHERTY					
	NUMBER			RATE		
	Total	White	Black	Total	White	Black
TOTAL DEATHS	723	370	353	6.4	5.8	7.2
Lifestages						
INFANCY (<1)	35	8	27	19.5	11.9	24.3
NEONATAL	25	6	19	14.0	8.9	17.1
POST-NEONATAL	10	2	8	5.6	3.0	7.2
EARLY CHILDHOOD (1-4)	4	0	4	48.0	0.0	93.9
LATER CHILDHOOD (5-14)	6	2	4	28.8	19.5	37.7
ADOLESCENCE (15-19)	9	4	5	76.4	69.8	82.7
EARLY ADULTHOOD (20-29)	22	3	19	103.1	25.9	195.0
YOUNG ADULTHOOD (30-44)	58	15	43	278.2	112.8	569.4
MIDDLE ADULTHOOD (45-59)	79	47	32	529.2	459.2	681.7
LATER ADULTHOOD (60-74)	209	113	96	2117.5	1829.4	2599.5
OLDER ADULTHOOD (>74)	301	178	123	9063.5	9373.3	8649.8
Cause of Death						
Infectious and Parasitic Diseases (001-139)	15	2	13	13.3	3.1	26.5
Neoplasms (140-239)	151	87	64	133.6	136.1	130.3
Malignant Neoplasms (140-208)	150	87	63	132.7	136.1	128.3
Stomach (151)	3	0	3	2.7	0.0	6.1
Colon (153)	9	6	3	8.0	9.4	6.1
Pancreas (157)	9	8	1	8.0	12.5	2.0
Trachea, Bronchus and Lung (162)	46	29	17	40.7	45.4	34.6
Breast (174-175)	7	5	2	6.2	7.8	4.1
Ovary (183)	4	3	1	3.5	4.7	2.0
Prostate (185)	10	4	6	8.8	6.3	12.2
Leukemia (204-208)	4	1	3	3.5	1.6	6.1
All Other Malignant Sites	58	31	27	51.3	48.5	55.0
Endocrine, Nutritional and Metabolic Diseases (240-279)	22	8	14	19.5	12.5	28.5
Diabetes Mellitus (250)	14	6	8	12.4	9.4	16.3
Diseases of Blood and Blood-Forming Organs (280-289)	4	2	2	3.5	3.1	4.1
Mental Disorders (290-319)	12	5	7	10.6	7.8	14.3
Diseases of the Nervous System and Sense Organs (320-389)	14	8	6	12.4	12.5	12.2
Diseases of the Circulatory System (390-459)	261	153	108	230.9	239.3	219.9
Hypertensive Diseases (401-405)	8	1	7	7.1	1.6	14.3
Ischaemic Heart Disease (410-414)	133	91	42	117.6	142.3	85.5
Acute Myocardial Infarction (410)	70	50	20	61.9	78.2	40.7
Other Forms of Heart Disease (420-429)	42	21	21	37.2	32.8	42.8
Cerebrovascular Disease (430-438)	60	33	27	53.1	51.6	55.0
Diseases of The Arteries And Capillaries (440-448)	11	7	4	9.7	10.9	8.1

SELECTED VITAL STATISTICS BY RACE, BY COUNTY, 1988

ITEM	DOUGHERTY					
	NUMBER			RATE		
	Total	White	Black	Total	White	Black
Cause of Death (Continued)						
Diseases of The Respiratory System (460-519)	58	38	20	51.3	59.4	40.7
Influenza and Pneumonia (480-487)	24	14	10	21.2	21.9	20.4
Chronic Obstructive Pulmonary Disease (490-496)	22	17	5	19.5	26.6	10.2
Diseases of The Digestive System (520-579)	28	16	12	24.8	25.0	24.4
Chronic Liver Disease And Cirrhosis (571)	9	4	5	8.0	6.3	10.2
Disease of The Genitourinary System (580-629)	19	4	15	16.8	6.3	30.5
Complications Of Pregnancy, Childbirth, And The Puerperium (630-676)	1	0	1	0.9	0.0	2.0
Diseases Of The Skin (680-709)	0	0	0	0.0	0.0	0.0
Diseases Of The Musculoskeletal System (710-739)	3	3	0	2.7	4.7	0.0
Congenital Anomalies (740-759)	10	4	6	8.8	6.3	12.2
Certain Conditions Originating In The Perinatal Period (760-779)	19	3	16	16.8	4.7	32.6
Disorders Relating To Short Gestation (765)	3	1	2	2.7	1.6	4.1
Symptoms, Signs, and Ill Defined Conditions (780-799)	27	9	18	23.9	14.1	36.6
SIDS (798)	5	1	4	4.4	1.6	8.1
Injury And Poisoning (E800-E999)	79	28	51	69.9	43.8	103.8
Motor Vehicle Accidents (E810-E825)	20	10	10	17.7	15.6	20.4
All Other Accidents (E800-E807, E826-E949)	22	8	14	19.5	12.5	28.5
Suicides (E950-E959)	9	6	3	8.0	9.4	6.1
Homicides (E960-E969)	27	4	23	23.9	6.3	46.8

SELECTED VITAL STATISTICS BY RACE, BY COUNTY, 1988

ITEM	DOUGLAS					
	NUMBER			RATE		
	Total	White	Black	Total	White	Black
TOTAL DEATHS	408	373	34	6.1	6.0	8.9
Lifestages						
INFANCY (<1)	6	3	3	5.1	2.9	25.6
NEONATAL	2	1	1	1.7	1.0	8.5
POST-NEONATAL	4	2	2	3.4	1.9	17.1
EARLY CHILDHOOD (1-4)	2	2	0	44.2	46.1	0.0
LATER CHILDHOOD (5-14)	2	2	0	15.4	16.4	0.0
ADOLESCENCE (15-19)	3	3	0	49.8	53.6	0.0
EARLY ADULTHOOD (20-29)	11	10	1	101.6	98.5	149.9
YOUNG ADULTHOOD (30-44)	26	24	2	165.6	160.6	262.8
MIDDLE ADULTHOOD (45-59)	58	54	4	688.6	677.5	883.0
LATER ADULTHOOD (60-74)	147	135	11	2955.4	2870.5	4059.0
OLDER ADULTHOOD (>74)	153	140	13	8678.4	8526.2	10743.8
Cause of Death						
Infectious and Parasitic Diseases (001-139)	7	7	0	10.5	11.2	0.0
Neoplasms (140-239)	109	100	9	164.2	159.8	236.5
Malignant Neoplasms (140-208)	108	99	9	162.7	158.2	236.5
Stomach (151)	4	3	1	6.0	4.8	26.3
Colon (153)	13	13	0	19.6	20.8	0.0
Pancreas (157)	3	3	0	4.5	4.8	0.0
Trachea, Bronchus and Lung (162)	33	31	2	49.7	49.5	52.5
Breast (174-175)	8	7	1	12.0	11.2	26.3
Ovary (183)	5	5	0	7.5	8.0	0.0
Prostate (185)	7	7	0	10.5	11.2	0.0
Leukemia (204-208)	4	4	0	6.0	6.4	0.0
All Other Malignant Sites	31	26	5	46.7	41.5	131.4
Endocrine, Nutritional and Metabolic Diseases (240-279)	9	8	1	13.6	12.8	26.3
Diabetes Mellitus (250)	5	5	0	7.5	8.0	0.0
Diseases of Blood and Blood-Forming Organs (280-289)	2	2	0	3.0	3.2	0.0
Mental Disorders (290-319)	4	4	0	6.0	6.4	0.0
Diseases of the Nervous System and Sense Organs (320-389)	5	5	0	7.5	8.0	0.0
Diseases of the Circulatory System (390-459)	180	162	17	271.1	258.8	446.7
Hypertensive Diseases (401-405)	1	1	0	1.5	1.6	0.0
Ischaemic Heart Disease (410-414)	120	106	13	180.7	169.3	341.6
Acute Myocardial Infarction (410)	93	81	11	140.1	129.4	289.0
Other Forms of Heart Disease (420-429)	17	15	2	25.6	24.0	52.5
Cerebrovascular Disease (430-438)	27	25	2	40.7	39.9	52.5
Diseases of The Arteries And Capillaries (440-448)	12	12	0	18.1	19.2	0.0

SELECTED VITAL STATISTICS BY RACE, BY COUNTY, 1988

ITEM	DOUGLAS					
	NUMBER			RATE		
	Total	White	Black	Total	White	Black
Cause of Death (Continued)						
Diseases of The Respiratory System (460-519)	30	28	2	45.2	44.7	52.5
Influenza and Pneumonia (480-487)	13	12	1	19.6	19.2	26.3
Chronic Obstructive Pulmonary Disease (490-496)	14	13	1	21.1	20.8	26.3
Diseases of The Digestive System (520-579)	11	11	0	16.6	17.6	0.0
Chronic Liver Disease And Cirrhosis (571)	5	5	0	7.5	8.0	0.0
Disease of The Genitourinary System (580-629)	9	9	0	13.6	14.4	0.0
Complications Of Pregnancy, Childbirth, And The Puerperium (630-676)	0	0	0	0.0	0.0	0.0
Diseases Of The Skin (680-709)	1	1	0	1.5	1.6	0.0
Diseases Of The Musculoskeletal System (710-739)	0	0	0	0.0	0.0	0.0
Congenital Anomalies (740-759)	2	1	1	3.0	1.6	26.3
Certain Conditions Originating In The Perinatal Period (760-779)	2	1	1	3.0	1.6	26.3
Disorders Relating To Short Gestation (765)	1	0	1	1.5	0.0	26.3
Symptoms, Signs, and Ill Defined Conditions (780-799)	2	2	0	3.0	3.2	0.0
SIDS (798)	1	1	0	1.5	1.6	0.0
Injury And Poisoning (E800-E999)	35	32	3	52.7	51.1	78.8
Motor Vehicle Accidents (E810-E825)	15	15	0	22.6	24.0	0.0
All Other Accidents (E800-E807, E826-E949)	9	7	2	13.6	11.2	52.5
Suicides (E950-E959)	8	8	0	12.0	12.8	0.0
Homicides (E960-E969)	3	2	1	4.5	3.2	26.3

SELECTED VITAL STATISTICS BY RACE, BY COUNTY, 1988

ITEM	EARLY					
	NUMBER			RATE		
	Total	White	Black	Total	White	Black
TOTAL DEATHS	133	78	55	9.3	9.7	8.9
Lifestages						
INFANCY (<1)	3	1	2	15.2	14.9	15.3
NEONATAL	2	0	2	10.1	0.0	15.3
POST-NEONATAL	1	1	0	5.1	14.9	0.0
EARLY CHILDHOOD (1-4)	0	0	0	0.0	0.0	0.0
LATER CHILDHOOD (5-14)	1	0	1	36.1	0.0	68.6
ADOLESCENCE (15-19)	0	0	0	0.0	0.0	0.0
EARLY ADULTHOOD (20-29)	0	0	0	0.0	0.0	0.0
YOUNG ADULTHOOD (30-44)	6	2	4	263.5	132.5	521.5
MIDDLE ADULTHOOD (45-59)	10	7	3	511.8	531.9	470.2
LATER ADULTHOOD (60-74)	44	27	17	2289.3	2222.2	2404.5
OLDER ADULTHOOD (>74)	69	41	28	9491.1	9761.9	9120.5
Cause of Death						
Infectious and Parasitic Diseases (001-139)	0	0	0	0.0	0.0	0.0
Neoplasms (140-239)	28	21	7	196.7	260.2	113.6
Malignant Neoplasms (140-208)	28	21	7	196.7	260.2	113.6
Stomach (151)	1	1	0	7.0	12.4	0.0
Colon (153)	1	0	1	7.0	0.0	16.2
Pancreas (157)	2	1	1	14.1	12.4	16.2
Trachea, Bronchus and Lung (162)	7	5	2	49.2	61.9	32.5
Breast (174-175)	0	0	0	0.0	0.0	0.0
Ovary (183)	2	2	0	14.1	24.8	0.0
Prostate (185)	3	3	0	21.1	37.2	0.0
Leukemia (204-208)	3	2	1	21.1	24.8	16.2
All Other Malignant Sites	9	7	2	63.2	86.7	32.5
Endocrine, Nutritional and Metabolic Diseases (240-279)	6	4	2	42.2	49.6	32.5
Diabetes Mellitus (250)	5	3	2	35.1	37.2	32.5
Diseases of Blood and Blood-Forming Organs (280-289)	1	1	0	7.0	12.4	0.0
Mental Disorders (290-319)	1	1	0	7.0	12.4	0.0
Diseases of the Nervous System and Sense Organs (320-389)	1	0	1	7.0	0.0	16.2
Diseases of the Circulatory System (390-459)	64	35	29	449.7	433.6	470.8
Hypertensive Diseases (401-405)	1	0	1	7.0	0.0	16.2
Ischaemic Heart Disease (410-414)	32	24	8	224.8	297.3	129.9
Acute Myocardial Infarction (410)	22	16	6	154.6	198.2	97.4
Other Forms of Heart Disease (420-429)	11	3	8	77.3	37.2	129.9
Cerebrovascular Disease (430-438)	18	8	10	126.5	99.1	162.3
Diseases of The Arteries And Capillaries (440-448)	1	0	1	7.0	0.0	16.2

SELECTED VITAL STATISTICS BY RACE, BY COUNTY, 1988

ITEM	EARLY					
	NUMBER			RATE		
	Total	White	Black	Total	White	Black
Cause of Death (Continued)						
Diseases of The Respiratory System (460-519)	14	8	6	98.4	99.1	97.4
Influenza and Pneumonia (480-487)	5	2	3	35.1	24.8	48.7
Chronic Obstructive Pulmonary Disease (490-496)	7	6	1	49.2	74.3	16.2
Diseases of The Digestive System (520-579)	3	1	2	21.1	12.4	32.5
Chronic Liver Disease And Cirrhosis (571)	2	1	1	14.1	12.4	16.2
Disease of The Genitourinary System (580-629)	6	2	4	42.2	24.8	64.9
Complications Of Pregnancy, Childbirth, And The Puerperium (630-676)	0	0	0	0.0	0.0	0.0
Diseases Of The Skin (680-709)	1	1	0	7.0	12.4	0.0
Diseases Of The Musculoskeletal System (710-739)	0	0	0	0.0	0.0	0.0
Congenital Anomalies (740-759)	0	0	0	0.0	0.0	0.0
Certain Conditions Originating In The Perinatal Period (760-779)	2	0	2	14.1	0.0	32.5
Disorders Relating To Short Gestation (765)	0	0	0	0.0	0.0	0.0
Symptoms, Signs, and Ill Defined Conditions (780-799)	2	1	1	14.1	12.4	16.2
SIDS (798)	1	1	0	7.0	12.4	0.0
Injury And Poisoning (E800-E999)	4	3	1	28.1	37.2	16.2
Motor Vehicle Accidents (E810-E825)	2	2	0	14.1	24.8	0.0
All Other Accidents (E800-E807, E826-E949)	1	1	0	7.0	12.4	0.0
Suicides (E950-E959)	0	0	0	0.0	0.0	0.0
Homicides (E960-E969)	1	0	1	7.0	0.0	16.2

SELECTED VITAL STATISTICS BY RACE, BY COUNTY, 1988

ITEM	ECHOLS					
	NUMBER			RATE		
	Total	White	Black	Total	White	Black
TOTAL DEATHS	25	21	4	9.8	10.1	8.4
Lifestages						
INFANCY (<1)	1	1	0	26.3	31.2	0.0
NEONATAL	1	1	0	26.3	31.2	0.0
POST-NEONATAL	0	0	0	0.0	0.0	0.0
EARLY CHILDHOOD (1-4)	0	0	0	0.0	0.0	0.0
LATER CHILDHOOD (5-14)	0	0	0	0.0	0.0	0.0
ADOLESCENCE (15-19)	0	0	0	0.0	0.0	0.0
EARLY ADULTHOOD (20-29)	0	0	0	0.0	0.0	0.0
YOUNG ADULTHOOD (30-44)	2	2	0	417.5	478.5	0.0
MIDDLE ADULTHOOD (45-59)	8	8	0	2507.8	2941.2	0.0
LATER ADULTHOOD (60-74)	6	4	2	2575.1	1923.1	8000.0
OLDER ADULTHOOD (>74)	8	6	2	8791.2	7058.8	33333.3
Cause of Death						
Infectious and Parasitic Diseases (001-139)	0	0	0	0.0	0.0	0.0
Neoplasms (140-239)	3	2	1	117.6	96.5	209.2
Malignant Neoplasms (140-208)	3	2	1	117.6	96.5	209.2
Stomach (151)	0	0	0	0.0	0.0	0.0
Colon (153)	0	0	0	0.0	0.0	0.0
Pancreas (157)	0	0	0	0.0	0.0	0.0
Trachea, Bronchus and Lung (162)	2	2	0	78.4	96.5	0.0
Breast (174-175)	0	0	0	0.0	0.0	0.0
Ovary (183)	0	0	0	0.0	0.0	0.0
Prostate (185)	0	0	0	0.0	0.0	0.0
Leukemia (204-208)	0	0	0	0.0	0.0	0.0
All Other Malignant Sites	1	0	1	39.2	0.0	209.2
Endocrine, Nutritional and Metabolic Diseases (240-279)	2	1	1	78.4	48.2	209.2
Diabetes Mellitus (250)	1	0	1	39.2	0.0	209.2
Diseases of Blood and Blood-Forming Organs (280-289)	0	0	0	0.0	0.0	0.0
Mental Disorders (290-319)	0	0	0	0.0	0.0	0.0
Diseases of the Nervous System and Sense Organs (320-389)	1	1	0	39.2	48.2	0.0
Diseases of the Circulatory System (390-459)	10	8	2	392.0	385.9	418.4
Hypertensive Diseases (401-405)	0	0	0	0.0	0.0	0.0
Ischaemic Heart Disease (410-414)	6	5	1	235.2	241.2	209.2
Acute Myocardial Infarction (410)	3	2	1	117.6	96.5	209.2
Other Forms of Heart Disease (420-429)	2	1	1	78.4	48.2	209.2
Cerebrovascular Disease (430-438)	1	1	0	39.2	48.2	0.0
Diseases of The Arteries And Capillaries (440-448)	1	1	0	39.2	48.2	0.0

SELECTED VITAL STATISTICS BY RACE, BY COUNTY, 1988

ITEM	ECHOLS					
	NUMBER			RATE		
	Total	White	Black	Total	White	Black
Cause of Death (Continued)						
Diseases of The Respiratory System (460-519)	5	5	0	196.0	241.2	0.0
Influenza and Pneumonia (480-487)	1	1	0	39.2	48.2	0.0
Chronic Obstructive Pulmonary Disease (490-496)	4	4	0	156.8	193.0	0.0
Diseases of The Digestive System (520-579)	0	0	0	0.0	0.0	0.0
Chronic Liver Disease And Cirrhosis (571)	0	0	0	0.0	0.0	0.0
Disease of The Genitourinary System (580-629)	0	0	0	0.0	0.0	0.0
Complications Of Pregnancy, Childbirth, And The Puerperium (630-676)	0	0	0	0.0	0.0	0.0
Diseases Of The Skin (680-709)	0	0	0	0.0	0.0	0.0
Diseases Of The Musculoskeletal System (710-739)	0	0	0	0.0	0.0	0.0
Congenital Anomalies (740-759)	1	1	0	39.2	48.2	0.0
Certain Conditions Originating In The Perinatal Period (760-779)	0	0	0	0.0	0.0	0.0
Disorders Relating To Short Gestation (765)	0	0	0	0.0	0.0	0.0
Symptoms, Signs, and Ill Defined Conditions (780-799)	1	1	0	39.2	48.2	0.0
SIDS (798)	0	0	0	0.0	0.0	0.0
Injury And Poisoning (E800-E999)	2	2	0	78.4	96.5	0.0
Motor Vehicle Accidents (E810-E825)	0	0	0	0.0	0.0	0.0
All Other Accidents (E800-E807, E826-E949)	0	0	0	0.0	0.0	0.0
Suicides (E950-E959)	1	1	0	39.2	48.2	0.0
Homicides (E960-E969)	0	0	0	0.0	0.0	0.0

SELECTED VITAL STATISTICS BY RACE, BY COUNTY, 1988

ITEM	EFFINGHAM					
	NUMBER			RATE		
	Total	White	Black	Total	White	Black
TOTAL DEATHS	157	136	21	7.2	7.7	5.1
Lifestages						
INFANCY (<1)	5	5	0	13.2	16.6	0.0
NEONATAL	4	4	0	10.6	13.2	0.0
POST-NEONATAL	1	1	0	2.6	3.3	0.0
EARLY CHILDHOOD (1-4)	0	0	0	0.0	0.0	0.0
LATER CHILDHOOD (5-14)	0	0	0	0.0	0.0	0.0
ADOLESCENCE (15-19)	3	3	0	139.8	178.1	0.0
EARLY ADULTHOOD (20-29)	6	4	2	173.5	144.7	288.2
YOUNG ADULTHOOD (30-44)	9	8	1	198.4	205.2	156.7
MIDDLE ADULTHOOD (45-59)	19	16	3	629.1	629.7	626.3
LATER ADULTHOOD (60-74)	53	48	5	2816.2	3047.6	1628.7
OLDER ADULTHOOD (>74)	62	52	10	11376.1	12093.0	8695.6
Cause of Death						
Infectious and Parasitic Diseases (001-139)	3	3	0	13.8	17.1	0.0
Neoplasms (140-239)	36	33	3	165.9	187.6	73.0
Malignant Neoplasms (140-208)	36	33	3	165.9	187.6	73.0
Stomach (151)	1	1	0	4.6	5.7	0.0
Colon (153)	3	3	0	13.8	17.1	0.0
Pancreas (157)	4	4	0	18.4	22.7	0.0
Trachea, Bronchus and Lung (162)	13	11	2	59.9	62.5	48.7
Breast (174-175)	2	2	0	9.2	11.4	0.0
Ovary (183)	0	0	0	0.0	0.0	0.0
Prostate (185)	4	3	1	18.4	17.1	24.3
Leukemia (204-208)	2	2	0	9.2	11.4	0.0
All Other Malignant Sites	7	7	0	32.3	39.8	0.0
Endocrine, Nutritional and Metabolic Diseases (240-279)	3	2	1	13.8	11.4	24.3
Diabetes Mellitus (250)	2	1	1	9.2	5.7	24.3
Diseases of Blood and Blood-Forming Organs (280-289)	0	0	0	0.0	0.0	0.0
Mental Disorders (290-319)	2	2	0	9.2	11.4	0.0
Diseases of the Nervous System and Sense Organs (320-389)	0	0	0	0.0	0.0	0.0
Diseases of the Circulatory System (390-459)	64	53	11	294.9	301.3	267.6
Hypertensive Diseases (401-405)	3	1	2	13.8	5.7	48.7
Ischaemic Heart Disease (410-414)	31	28	3	142.8	159.2	73.0
Acute Myocardial Infarction (410)	25	25	0	115.2	142.1	0.0
Other Forms of Heart Disease (420-429)	14	13	1	64.5	73.9	24.3
Cerebrovascular Disease (430-438)	13	9	4	59.9	51.2	97.3
Diseases of The Arteries And Capillaries (440-448)	2	2	0	9.2	11.4	0.0

SELECTED VITAL STATISTICS BY RACE, BY COUNTY, 1988

ITEM	EFFINGHAM					
	NUMBER			RATE		
	Total	White	Black	Total	White	Black
Cause of Death (Continued)						
Diseases of The Respiratory System (460-519)	18	18	0	82.9	102.3	0.0
Influenza and Pneumonia (480-487)	5	5	0	23.0	28.4	0.0
Chronic Obstructive Pulmonary Disease (490-496)	9	9	0	41.5	51.2	0.0
Diseases of The Digestive System (520-579)	4	3	1	18.4	17.1	24.3
Chronic Liver Disease And Cirrhosis (571)	2	1	1	9.2	5.7	24.3
Disease of The Genitourinary System (580-629)	1	1	0	4.6	5.7	0.0
Complications Of Pregnancy, Childbirth, And The Puerperium (630-676)	0	0	0	0.0	0.0	0.0
Diseases Of The Skin (680-709)	0	0	0	0.0	0.0	0.0
Diseases Of The Musculoskeletal System (710-739)	2	1	1	9.2	5.7	24.3
Congenital Anomalies (740-759)	3	3	0	13.8	17.1	0.0
Certain Conditions Originating In The Perinatal Period (760-779)	3	3	0	13.8	17.1	0.0
Disorders Relating To Short Gestation (765)	1	1	0	4.6	5.7	0.0
Symptoms, Signs, and Ill Defined Conditions (780-799)	0	0	0	0.0	0.0	0.0
SIDS (798)	0	0	0	0.0	0.0	0.0
Injury And Poisoning (E800-E999)	18	14	4	82.9	79.6	97.3
Motor Vehicle Accidents (E810-E825)	11	9	2	50.7	51.2	48.7
All Other Accidents (E800-E807, E826-E949)	2	1	1	9.2	5.7	24.3
Suicides (E950-E959)	3	3	0	13.8	17.1	0.0
Homicides (E960-E969)	2	1	1	9.2	5.7	24.3

SELECTED VITAL STATISTICS BY RACE, BY COUNTY, 1988

ITEM	ELBERT					
	NUMBER			RATE		
	Total	White	Black	Total	White	Black
TOTAL DEATHS	203	145	58	10.2	10.6	9.4
Lifestages						
INFANCY (<1)	3	1	2	9.8	5.4	16.9
NEONATAL	1	0	1	3.3	0.0	8.5
POST-NEONATAL	2	1	1	6.5	5.4	8.5
EARLY CHILDHOOD (1-4)	1	1	0	85.1	141.6	0.0
LATER CHILDHOOD (5-14)	0	0	0	0.0	0.0	0.0
ADOLESCENCE (15-19)	2	2	0	110.9	181.3	0.0
EARLY ADULTHOOD (20-29)	6	3	3	199.3	156.5	274.2
YOUNG ADULTHOOD (30-44)	6	3	3	169.1	116.1	311.2
MIDDLE ADULTHOOD (45-59)	21	14	7	697.4	609.2	981.8
LATER ADULTHOOD (60-74)	58	38	20	2109.9	1800.9	3129.9
OLDER ADULTHOOD (>74)	106	83	23	10095.2	9753.2	11557.8
Cause of Death						
Infectious and Parasitic Diseases (001-139)	5	2	3	25.1	14.6	48.7
Neoplasms (140-239)	35	23	12	176.0	167.6	194.8
Malignant Neoplasms (140-208)	34	23	11	171.0	167.6	178.5
Stomach (151)	1	0	1	5.0	0.0	16.2
Colon (153)	3	2	1	15.1	14.6	16.2
Pancreas (157)	0	0	0	0.0	0.0	0.0
Trachea, Bronchus and Lung (162)	8	4	4	40.2	29.1	64.9
Breast (174-175)	2	1	1	10.1	7.3	16.2
Ovary (183)	2	1	1	10.1	7.3	16.2
Prostate (185)	0	0	0	0.0	0.0	0.0
Leukemia (204-208)	2	2	0	10.1	14.6	0.0
All Other Malignant Sites	16	13	3	80.5	94.7	48.7
Endocrine, Nutritional and Metabolic Diseases (240-279)	3	2	1	15.1	14.6	16.2
Diabetes Mellitus (250)	2	1	1	10.1	7.3	16.2
Diseases of Blood and Blood-Forming Organs (280-289)	1	1	0	5.0	7.3	0.0
Mental Disorders (290-319)	0	0	0	0.0	0.0	0.0
Diseases of the Nervous System and Sense Organs (320-389)	0	0	0	0.0	0.0	0.0
Diseases of the Circulatory System (390-459)	105	76	29	528.1	553.8	470.7
Hypertensive Diseases (401-405)	3	1	2	15.1	7.3	32.5
Ischaemic Heart Disease (410-414)	50	40	10	251.5	291.5	162.3
Acute Myocardial Infarction (410)	31	23	8	155.9	167.6	129.8
Other Forms of Heart Disease (420-429)	17	11	6	85.5	80.2	97.4
Cerebrovascular Disease (430-438)	27	17	10	135.8	123.9	162.3
Diseases of The Arteries And Capillaries (440-448)	6	5	1	30.2	36.4	16.2

SELECTED VITAL STATISTICS BY RACE, BY COUNTY, 1988

ITEM	ELBERT					
	NUMBER			RATE		
	Total	White	Black	Total	White	Black
Cause of Death (Continued)						
Diseases of The Respiratory System (460-519)	22	19	3	110.6	138.5	48.7
Influenza and Pneumonia (480-487)	11	10	1	55.3	72.9	16.2
Chronic Obstructive Pulmonary Disease (490-496)	6	4	2	30.2	29.1	32.5
Diseases of The Digestive System (520-579)	7	6	1	35.2	43.7	16.2
Chronic Liver Disease And Cirrhosis (571)	1	1	0	5.0	7.3	0.0
Disease of The Genitourinary System (580-629)	5	2	3	25.1	14.6	48.7
Complications Of Pregnancy, Childbirth, And The Puerperium (630-676)	0	0	0	0.0	0.0	0.0
Diseases Of The Skin (680-709)	0	0	0	0.0	0.0	0.0
Diseases Of The Musculoskeletal System (710-739)	1	1	0	5.0	7.3	0.0
Congenital Anomalies (740-759)	0	0	0	0.0	0.0	0.0
Certain Conditions Originating In The Perinatal Period (760-779)	3	1	2	15.1	7.3	32.5
Disorders Relating To Short Gestation (765)	0	0	0	0.0	0.0	0.0
Symptoms, Signs, and Ill Defined Conditions (780-799)	0	0	0	0.0	0.0	0.0
SIDS (798)	0	0	0	0.0	0.0	0.0
Injury And Poisoning (E800-E999)	16	12	4	80.5	87.4	64.9
Motor Vehicle Accidents (E810-E825)	7	7	0	35.2	51.0	0.0
All Other Accidents (E800-E807, E826-E949)	4	3	1	20.1	21.9	16.2
Suicides (E950-E959)	4	2	2	20.1	14.6	32.5
Homicides (E960-E969)	1	0	1	5.0	0.0	16.2

SELECTED VITAL STATISTICS BY RACE, BY COUNTY, 1988

ITEM	EMANUEL					
	NUMBER			RATE		
	Total	White	Black	Total	White	Black
TOTAL DEATHS	213	158	55	9.4	10.2	7.6
Lifestages						
INFANCY (<1)	1	1	0	2.8	5.0	0.0
NEONATAL	1	1	0	2.8	5.0	0.0
POST-NEONATAL	0	0	0	0.0	0.0	0.0
EARLY CHILDHOOD (1-4)	2	1	1	117.6	105.9	132.1
LATER CHILDHOOD (5-14)	0	0	0	0.0	0.0	0.0
ADOLESCENCE (15-19)	1	1	0	47.0	75.8	0.0
EARLY ADULTHOOD (20-29)	7	4	3	208.5	179.1	267.1
YOUNG ADULTHOOD (30-44)	14	6	8	352.7	205.0	767.8
MIDDLE ADULTHOOD (45-59)	16	12	4	503.6	486.4	563.4
LATER ADULTHOOD (60-74)	70	54	16	2279.4	2327.6	2130.5
OLDER ADULTHOOD (>74)	102	79	23	10461.5	10690.1	9745.8
Cause of Death						
Infectious and Parasitic Diseases (001-139)	4	2	2	17.6	12.9	27.7
Neoplasms (140-239)	56	41	15	246.5	264.7	207.6
Malignant Neoplasms (140-208)	56	41	15	246.5	264.7	207.6
Stomach (151)	1	0	1	4.4	0.0	13.8
Colon (153)	4	2	2	17.6	12.9	27.7
Pancreas (157)	1	1	0	4.4	6.5	0.0
Trachea, Bronchus and Lung (162)	14	11	3	61.6	71.0	41.5
Breast (174-175)	6	3	3	26.4	19.4	41.5
Ovary (183)	1	1	0	4.4	6.5	0.0
Prostate (185)	4	3	1	17.6	19.4	13.8
Leukemia (204-208)	2	1	1	8.8	6.5	13.8
All Other Malignant Sites	23	19	4	101.3	122.7	55.4
Endocrine, Nutritional and Metabolic Diseases (240-279)	4	1	3	17.6	6.5	41.5
Diabetes Mellitus (250)	2	1	1	8.8	6.5	13.8
Diseases of Blood and Blood-Forming Organs (280-289)	1	0	1	4.4	0.0	13.8
Mental Disorders (290-319)	0	0	0	0.0	0.0	0.0
Diseases of the Nervous System and Sense Organs (320-389)	0	0	0	0.0	0.0	0.0
Diseases of the Circulatory System (390-459)	103	81	22	453.4	522.9	304.5
Hypertensive Diseases (401-405)	1	1	0	4.4	6.5	0.0
Ischaemic Heart Disease (410-414)	43	33	10	189.3	213.0	138.4
Acute Myocardial Infarction (410)	34	28	6	149.7	180.8	83.0
Other Forms of Heart Disease (420-429)	31	24	7	136.5	154.9	96.9
Cerebrovascular Disease (430-438)	19	14	5	83.6	90.4	69.2
Diseases of The Arteries And Capillaries (440-448)	7	7	0	30.8	45.2	0.0

SELECTED VITAL STATISTICS BY RACE, BY COUNTY, 1988

ITEM	EMANUEL					
	NUMBER			RATE		
	Total	White	Black	Total	White	Black
Cause of Death (Continued)						
Diseases of The Respiratory System (460-519)	12	11	1	52.8	71.0	13.8
Influenza and Pneumonia (480-487)	5	4	1	22.0	25.8	13.8
Chronic Obstructive Pulmonary Disease (490-496)	5	5	0	22.0	32.3	0.0
Diseases of The Digestive System (520-579)	4	3	1	17.6	19.4	13.8
Chronic Liver Disease And Cirrhosis (571)	3	2	1	13.2	12.9	13.8
Disease of The Genitourinary System (580-629)	4	2	2	17.6	12.9	27.7
Complications Of Pregnancy, Childbirth, And The Puerperium (630-676)	0	0	0	0.0	0.0	0.0
Diseases Of The Skin (680-709)	1	1	0	4.4	6.5	0.0
Diseases Of The Musculoskeletal System (710-739)	3	3	0	13.2	19.4	0.0
Congenital Anomalies (740-759)	1	1	0	4.4	6.5	0.0
Certain Conditions Originating In The Perinatal Period (760-779)	0	0	0	0.0	0.0	0.0
Disorders Relating To Short Gestation (765)	0	0	0	0.0	0.0	0.0
Symptoms, Signs, and Ill Defined Conditions (780-799)	2	2	0	8.8	12.9	0.0
SIDS (798)	0	0	0	0.0	0.0	0.0
Injury And Poisoning (E800-E999)	18	10	8	79.2	64.6	110.7
Motor Vehicle Accidents (E810-E825)	7	5	2	30.8	32.3	27.7
All Other Accidents (E800-E807, E826-E949)	3	2	1	13.2	12.9	13.8
Suicides (E950-E959)	3	3	0	13.2	19.4	0.0
Homicides (E960-E969)	4	0	4	17.6	0.0	55.4

SELECTED VITAL STATISTICS BY RACE, BY COUNTY, 1988

ITEM	EVANS					
	NUMBER			RATE		
	Total	White	Black	Total	White	Black
TOTAL DEATHS	110	76	34	12.0	12.7	10.5
Lifestages						
INFANCY (<1)	5	2	3	31.4	23.8	40.0
NEONATAL	2	1	1	12.6	11.9	13.3
POST-NEONATAL	3	1	2	18.9	11.9	26.7
EARLY CHILDHOOD (1-4)	0	0	0	0.0	0.0	0.0
LATER CHILDHOOD (5-14)	0	0	0	0.0	0.0	0.0
ADOLESCENCE (15-19)	0	0	0	0.0	0.0	0.0
EARLY ADULTHOOD (20-29)	2	2	0	142.2	215.7	0.0
YOUNG ADULTHOOD (30-44)	5	4	1	335.1	366.6	249.4
MIDDLE ADULTHOOD (45-59)	15	7	8	1193.3	796.4	2116.4
LATER ADULTHOOD (60-74)	32	23	9	2597.4	2683.8	2400.0
OLDER ADULTHOOD (>74)	51	38	13	11086.9	11445.8	10156.2
Cause of Death						
Infectious and Parasitic Diseases (001-139)	2	1	1	21.8	16.8	31.0
Neoplasms (140-239)	20	13	7	217.5	217.8	217.0
Malignant Neoplasms (140-208)	20	13	7	217.5	217.8	217.0
Stomach (151)	0	0	0	0.0	0.0	0.0
Colon (153)	4	2	2	43.5	33.5	62.0
Pancreas (157)	0	0	0	0.0	0.0	0.0
Trachea, Bronchus and Lung (162)	11	8	3	119.6	134.0	93.0
Breast (174-175)	0	0	0	0.0	0.0	0.0
Ovary (183)	0	0	0	0.0	0.0	0.0
Prostate (185)	0	0	0	0.0	0.0	0.0
Leukemia (204-208)	0	0	0	0.0	0.0	0.0
All Other Malignant Sites	5	3	2	54.4	50.3	62.0
Endocrine, Nutritional and Metabolic Diseases (240-279)	3	2	1	32.6	33.5	31.0
Diabetes Mellitus (250)	2	1	1	21.8	16.8	31.0
Diseases of Blood and Blood-Forming Organs (280-289)	0	0	0	0.0	0.0	0.0
Mental Disorders (290-319)	0	0	0	0.0	0.0	0.0
Diseases of the Nervous System and Sense Organs (320-389)	0	0	0	0.0	0.0	0.0
Diseases of the Circulatory System (390-459)	56	39	17	609.0	653.4	527.0
Hypertensive Diseases (401-405)	1	1	0	10.9	16.8	0.0
Ischaemic Heart Disease (410-414)	32	22	10	348.0	368.6	310.0
Acute Myocardial Infarction (410)	22	15	7	239.3	251.3	217.0
Other Forms of Heart Disease (420-429)	9	5	4	97.9	83.8	124.0
Cerebrovascular Disease (430-438)	14	11	3	152.3	184.3	93.0
Diseases of The Arteries And Capillaries (440-448)	0	0	0	0.0	0.0	0.0

SELECTED VITAL STATISTICS BY RACE, BY COUNTY, 1988

ITEM	EVANS					
	NUMBER			RATE		
	Total	White	Black	Total	White	Black
Cause of Death (Continued)						
Diseases of The Respiratory System (460-519)	13	10	3	141.4	167.5	93.0
Influenza and Pneumonia (480-487)	7	5	2	76.1	83.8	62.0
Chronic Obstructive Pulmonary Disease (490-496)	5	4	1	54.4	67.0	31.0
Diseases of The Digestive System (520-579)	3	3	0	32.6	50.3	0.0
Chronic Liver Disease And Cirrhosis (571)	1	1	0	10.9	16.8	0.0
Disease of The Genitourinary System (580-629)	2	1	1	21.8	16.8	31.0
Complications Of Pregnancy, Childbirth, And The Puerperium (630-676)	0	0	0	0.0	0.0	0.0
Diseases Of The Skin (680-709)	0	0	0	0.0	0.0	0.0
Diseases Of The Musculoskeletal System (710-739)	0	0	0	0.0	0.0	0.0
Congenital Anomalies (740-759)	1	0	1	10.9	0.0	31.0
Certain Conditions Originating In The Perinatal Period (760-779)	2	1	1	21.8	16.8	31.0
Disorders Relating To Short Gestation (765)	1	0	1	10.9	0.0	31.0
Symptoms, Signs, and Ill Defined Conditions (780-799)	1	1	0	10.9	16.8	0.0
SIDS (798)	1	1	0	10.9	16.8	0.0
Injury And Poisoning (E800-E999)	7	5	2	76.1	83.8	62.0
Motor Vehicle Accidents (E810-E825)	5	4	1	54.4	67.0	31.0
All Other Accidents (E800-E807, E826-E949)	2	1	1	21.8	16.8	31.0
Suicides (E950-E959)	0	0	0	0.0	0.0	0.0
Homicides (E960-E969)	0	0	0	0.0	0.0	0.0

SELECTED VITAL STATISTICS BY RACE, BY COUNTY, 1988

ITEM	FANNIN					
	NUMBER			RATE		
	Total	White	Black	Total	White	Black
TOTAL DEATHS	179	179	0	11.5	11.5	0.0
Lifestages						
INFANCY (<1)	2	2	0	10.8	10.9	0.0
NEONATAL	2	2	0	10.8	10.9	0.0
POST-NEONATAL	0	0	0	0.0	0.0	0.0
EARLY CHILDHOOD (1-4)	1	1	0	133.2	134.0	0.0
LATER CHILDHOOD (5-14)	1	1	0	43.4	43.6	0.0
ADOLESCENCE (15-19)	2	2	0	171.1	172.0	0.0
EARLY ADULTHOOD (20-29)	0	0	0	0.0	0.0	0.0
YOUNG ADULTHOOD (30-44)	11	11	0	390.1	392.0	0.0
MIDDLE ADULTHOOD (45-59)	20	20	0	733.9	735.6	0.0
LATER ADULTHOOD (60-74)	49	49	0	1962.4	1967.9	0.0
OLDER ADULTHOOD (>74)	93	93	0	8370.8	8401.1	0.0
Cause of Death						
Infectious and Parasitic Diseases (001-139)	2	2	0	12.9	12.9	0.0
Neoplasms (140-239)	42	42	0	270.0	271.0	0.0
Malignant Neoplasms (140-208)	42	42	0	270.0	271.0	0.0
Stomach (151)	1	1	0	6.4	6.5	0.0
Colon (153)	3	3	0	19.3	19.4	0.0
Pancreas (157)	2	2	0	12.9	12.9	0.0
Trachea, Bronchus and Lung (162)	10	10	0	64.3	64.5	0.0
Breast (174-175)	5	5	0	32.1	32.3	0.0
Ovary (183)	1	1	0	6.4	6.5	0.0
Prostate (185)	1	1	0	6.4	6.5	0.0
Leukemia (204-208)	1	1	0	6.4	6.5	0.0
All Other Malignant Sites	18	18	0	115.7	116.1	0.0
Endocrine, Nutritional and Metabolic Diseases (240-279)	7	7	0	45.0	45.2	0.0
Diabetes Mellitus (250)	5	5	0	32.1	32.3	0.0
Diseases of Blood and Blood-Forming Organs (280-289)	0	0	0	0.0	0.0	0.0
Mental Disorders (290-319)	6	6	0	38.6	38.7	0.0
Diseases of the Nervous System and Sense Organs (320-389)	1	1	0	6.4	6.5	0.0
Diseases of the Circulatory System (390-459)	78	78	0	501.3	503.2	0.0
Hypertensive Diseases (401-405)	0	0	0	0.0	0.0	0.0
Ischaemic Heart Disease (410-414)	33	33	0	212.1	212.9	0.0
Acute Myocardial Infarction (410)	24	24	0	154.3	154.8	0.0
Other Forms of Heart Disease (420-429)	24	24	0	154.3	154.8	0.0
Cerebrovascular Disease (430-438)	19	19	0	122.1	122.6	0.0
Diseases of The Arteries And Capillaries (440-448)	2	2	0	12.9	12.9	0.0

SELECTED VITAL STATISTICS BY RACE, BY COUNTY, 1988

ITEM	FANNIN					
	NUMBER			RATE		
	Total	White	Black	Total	White	Black
Cause of Death (Continued)						
Diseases of The Respiratory System (460-519)	13	13	0	83.6	83.9	0.0
Influenza and Pneumonia (480-487)	7	7	0	45.0	45.2	0.0
Chronic Obstructive Pulmonary Disease (490-496)	3	3	0	19.3	19.4	0.0
Diseases of The Digestive System (520-579)	8	8	0	51.4	51.6	0.0
Chronic Liver Disease And Cirrhosis (571)	4	4	0	25.7	25.8	0.0
Disease of The Genitourinary System (580-629)	2	2	0	12.9	12.9	0.0
Complications Of Pregnancy, Childbirth, And The Puerperium (630-676)	0	0	0	0.0	0.0	0.0
Diseases Of The Skin (680-709)	1	1	0	6.4	6.5	0.0
Diseases Of The Musculoskeletal System (710-739)	0	0	0	0.0	0.0	0.0
Congenital Anomalies (740-759)	0	0	0	0.0	0.0	0.0
Certain Conditions Originating In The Perinatal Period (760-779)	2	2	0	12.9	12.9	0.0
Disorders Relating To Short Gestation (765)	0	0	0	0.0	0.0	0.0
Symptoms, Signs, and Ill Defined Conditions (780-799)	1	1	0	6.4	6.5	0.0
SIDS (798)	0	0	0	0.0	0.0	0.0
Injury And Poisoning (E800-E999)	16	16	0	102.8	103.2	0.0
Motor Vehicle Accidents (E810-E825)	7	7	0	45.0	45.2	0.0
All Other Accidents (E800-E807, E826-E949)	2	2	0	12.9	12.9	0.0
Suicides (E950-E959)	5	5	0	32.1	32.3	0.0
Homicides (E960-E969)	1	1	0	6.4	6.5	0.0

SELECTED VITAL STATISTICS BY RACE, BY COUNTY, 1988

ITEM	FAYETTE					
	NUMBER			RATE		
	Total	White	Black	Total	White	Black
TOTAL DEATHS	264	246	17	6.1	6.0	7.8
Lifestages						
INFANCY (<1)	4	3	1	5.6	4.7	16.9
NEONATAL	3	2	1	4.2	3.1	16.9
POST-NEONATAL	1	1	0	1.4	1.6	0.0
EARLY CHILDHOOD (1-4)	1	1	0	43.6	44.3	0.0
LATER CHILDHOOD (5-14)	0	0	0	0.0	0.0	0.0
ADOLESCENCE (15-19)	6	5	0	156.0	139.6	0.0
EARLY ADULTHOOD (20-29)	6	5	1	115.7	103.3	289.0
YOUNG ADULTHOOD (30-44)	20	18	2	166.2	155.1	469.5
MIDDLE ADULTHOOD (45-59)	52	50	2	858.2	865.2	714.3
LATER ADULTHOOD (60-74)	78	75	3	2178.2	2263.1	1123.6
OLDER ADULTHOOD (>74)	97	89	8	10636.0	10684.3	10126.6
Cause of Death						
Infectious and Parasitic Diseases (001-139)	1	1	0	2.3	2.4	0.0
Neoplasms (140-239)	72	69	3	166.4	168.0	137.2
Malignant Neoplasms (140-208)	69	66	3	159.5	160.7	137.2
Stomach (151)	1	0	1	2.3	0.0	45.7
Colon (153)	4	4	0	9.2	9.7	0.0
Pancreas (157)	1	1	0	2.3	2.4	0.0
Trachea, Bronchus and Lung (162)	24	24	0	55.5	58.4	0.0
Breast (174-175)	9	9	0	20.8	21.9	0.0
Ovary (183)	2	2	0	4.6	4.9	0.0
Prostate (185)	3	3	0	6.9	7.3	0.0
Leukemia (204-208)	2	2	0	4.6	4.9	0.0
All Other Malignant Sites	23	21	2	53.2	51.1	91.4
Endocrine, Nutritional and Metabolic Diseases (240-279)	9	7	2	20.8	17.0	91.4
Diabetes Mellitus (250)	5	3	2	11.6	7.3	91.4
Diseases of Blood and Blood-Forming Organs (280-289)	2	2	0	4.6	4.9	0.0
Mental Disorders (290-319)	2	2	0	4.6	4.9	0.0
Diseases of the Nervous System and Sense Organs (320-389)	8	8	0	18.5	19.5	0.0
Diseases of the Circulatory System (390-459)	97	91	6	224.2	221.5	274.3
Hypertensive Diseases (401-405)	6	6	0	13.9	14.6	0.0
Ischaemic Heart Disease (410-414)	44	43	1	101.7	104.7	45.7
Acute Myocardial Infarction (410)	29	28	1	67.0	68.2	45.7
Other Forms of Heart Disease (420-429)	22	20	2	50.8	48.7	91.4
Cerebrovascular Disease (430-438)	17	14	3	39.3	34.1	137.2
Diseases of The Arteries And Capillaries (440-448)	5	5	0	11.6	12.2	0.0

SELECTED VITAL STATISTICS BY RACE, BY COUNTY, 1988

ITEM	FAYETTE					
	NUMBER			RATE		
	Total	White	Black	Total	White	Black
Cause of Death (Continued)						
Diseases of The Respiratory System (460-519)	18	18	0	41.6	43.8	0.0
Influenza and Pneumonia (480-487)	6	6	0	13.9	14.6	0.0
Chronic Obstructive Pulmonary Disease (490-496)	11	11	0	25.4	26.8	0.0
Diseases of The Digestive System (520-579)	10	10	0	23.1	24.3	0.0
Chronic Liver Disease And Cirrhosis (571)	2	2	0	4.6	4.9	0.0
Disease of The Genitourinary System (580-629)	6	5	1	13.9	12.2	45.7
Complications Of Pregnancy, Childbirth, And The Puerperium (630-676)	0	0	0	0.0	0.0	0.0
Diseases Of The Skin (680-709)	0	0	0	0.0	0.0	0.0
Diseases Of The Musculoskeletal System (710-739)	1	1	0	2.3	2.4	0.0
Congenital Anomalies (740-759)	1	1	0	2.3	2.4	0.0
Certain Conditions Originating In The Perinatal Period (760-779)	2	1	1	4.6	2.4	45.7
Disorders Relating To Short Gestation (765)	0	0	0	0.0	0.0	0.0
Symptoms, Signs, and Ill Defined Conditions (780-799)	5	4	1	11.6	9.7	45.7
SIDS (798)	1	1	0	2.3	2.4	0.0
Injury And Poisoning (E800-E999)	30	26	3	69.3	63.3	137.2
Motor Vehicle Accidents (E810-E825)	14	12	1	32.4	29.2	45.7
All Other Accidents (E800-E807, E826-E949)	5	5	0	11.6	12.2	0.0
Suicides (E950-E959)	7	7	0	16.2	17.0	0.0
Homicides (E960-E969)	4	2	2	9.2	4.9	91.4

SELECTED VITAL STATISTICS BY RACE, BY COUNTY, 1988

ITEM	FLOYD					
	NUMBER			RATE		
	Total	White	Black	Total	White	Black
TOTAL DEATHS	857	742	114	10.3	10.3	10.3
Lifestages						
INFANCY (<1)	16	7	9	13.0	7.1	37.7
NEONATAL	8	3	5	6.5	3.0	20.9
POST-NEONATAL	8	4	4	6.5	4.0	16.7
EARLY CHILDHOOD (1-4)	0	0	0	0.0	0.0	0.0
LATER CHILDHOOD (5-14)	2	2	0	15.4	18.6	0.0
ADOLESCENCE (15-19)	3	2	1	39.6	31.1	86.9
EARLY ADULTHOOD (20-29)	25	16	9	186.8	139.8	465.4
YOUNG ADULTHOOD (30-44)	39	30	9	251.0	217.5	515.5
MIDDLE ADULTHOOD (45-59)	103	95	8	777.9	797.4	602.9
LATER ADULTHOOD (60-74)	254	216	37	2230.0	2131.0	2950.6
OLDER ADULTHOOD (>74)	415	374	41	10654.7	10865.8	9050.8
Cause of Death						
Infectious and Parasitic Diseases (001-139)	15	9	6	18.0	12.4	54.3
Neoplasms (140-239)	183	162	21	219.4	223.9	189.9
Malignant Neoplasms (140-208)	181	160	21	217.0	221.1	189.9
Stomach (151)	3	2	1	3.6	2.8	9.0
Colon (153)	14	12	2	16.8	16.6	18.1
Pancreas (157)	9	9	0	10.8	12.4	0.0
Trachea, Bronchus and Lung (162)	49	44	5	58.7	60.8	45.2
Breast (174-175)	18	14	4	21.6	19.4	36.2
Ovary (183)	3	3	0	3.6	4.1	0.0
Prostate (185)	7	5	2	8.4	6.9	18.1
Leukemia (204-208)	5	5	0	6.0	6.9	0.0
All Other Malignant Sites	73	66	7	87.5	91.2	63.3
Endocrine, Nutritional and Metabolic Diseases (240-279)	18	16	2	21.6	22.1	18.1
Diabetes Mellitus (250)	12	10	2	14.4	13.8	18.1
Diseases of Blood and Blood-Forming Organs (280-289)	1	1	0	1.2	1.4	0.0
Mental Disorders (290-319)	10	6	4	12.0	8.3	36.2
Diseases of the Nervous System and Sense Organs (320-389)	12	10	1	14.4	13.8	9.0
Diseases of the Circulatory System (390-459)	421	376	45	504.7	519.7	406.9
Hypertensive Diseases (401-405)	6	4	2	7.2	5.5	18.1
Ischaemic Heart Disease (410-414)	249	225	24	298.5	311.0	217.0
Acute Myocardial Infarction (410)	148	129	19	177.4	178.3	171.8
Other Forms of Heart Disease (420-429)	83	73	10	99.5	100.9	90.4
Cerebrovascular Disease (430-438)	60	51	9	71.9	70.5	81.4
Diseases of The Arteries And Capillaries (440-448)	15	15	0	18.0	20.7	0.0

SELECTED VITAL STATISTICS BY RACE, BY COUNTY, 1988

ITEM	FLOYD					
	NUMBER			RATE		
	Total	White	Black	Total	White	Black
Cause of Death (Continued)						
Diseases of The Respiratory System (460-519)	68	61	7	81.5	84.3	63.3
Influenza and Pneumonia (480-487)	28	25	3	33.6	34.6	27.1
Chronic Obstructive Pulmonary Disease (490-496)	31	29	2	37.2	40.1	18.1
Diseases of The Digestive System (520-579)	25	23	2	30.0	31.8	18.1
Chronic Liver Disease And Cirrhosis (571)	4	4	0	4.8	5.5	0.0
Disease of The Genitourinary System (580-629)	16	12	4	19.2	16.6	36.2
Complications Of Pregnancy, Childbirth, And The Puerperium (630-676)	0	0	0	0.0	0.0	0.0
Diseases Of The Skin (680-709)	3	3	0	3.6	4.1	0.0
Diseases Of The Musculoskeletal System (710-739)	4	4	0	4.8	5.5	0.0
Congenital Anomalies (740-759)	2	1	1	2.4	1.4	9.0
Certain Conditions Originating In The Perinatal Period (760-779)	7	2	5	8.4	2.8	45.2
Disorders Relating To Short Gestation (765)	0	0	0	0.0	0.0	0.0
Symptoms, Signs, and Ill Defined Conditions (780-799)	11	8	3	13.2	11.1	27.1
SIDS (798)	4	3	1	4.8	4.1	9.0
Injury And Poisoning (E800-E999)	61	48	13	73.1	66.3	117.6
Motor Vehicle Accidents (E810-E825)	19	14	5	22.8	19.4	45.2
All Other Accidents (E800-E807, E826-E949)	19	16	3	22.8	22.1	27.1
Suicides (E950-E959)	12	11	1	14.4	15.2	9.0
Homicides (E960-E969)	8	5	3	9.6	6.9	27.1

SELECTED VITAL STATISTICS BY RACE, BY COUNTY, 1988

ITEM	FORSYTH					
	NUMBER			RATE		
	Total	White	Black	Total	White	Black
TOTAL DEATHS	282	282	0	8.1	8.2	0.0
Lifestages						
INFANCY (<1)	5	5	0	7.7	7.7	0.0
NEONATAL	3	3	0	4.6	4.6	0.0
POST-NEONATAL	2	2	0	3.1	3.1	0.0
EARLY CHILDHOOD (1-4)	3	3	0	151.5	153.2	0.0
LATER CHILDHOOD (5-14)	1	1	0	16.0	16.1	0.0
ADOLESCENCE (15-19)	8	8	0	261.9	263.4	0.0
EARLY ADULTHOOD (20-29)	10	10	0	176.2	177.4	0.0
YOUNG ADULTHOOD (30-44)	16	16	0	211.8	213.2	0.0
MIDDLE ADULTHOOD (45-59)	40	40	0	827.8	830.9	0.0
LATER ADULTHOOD (60-74)	80	80	0	2156.9	2166.3	0.0
OLDER ADULTHOOD (>74)	119	119	0	10927.4	10957.6	0.0
Cause of Death						
Infectious and Parasitic Diseases (001-139)	3	3	0	8.6	8.7	0.0
Neoplasms (140-239)	66	66	0	189.7	190.8	0.0
Malignant Neoplasms (140-208)	64	64	0	183.9	185.0	0.0
Stomach (151)	1	1	0	2.9	2.9	0.0
Colon (153)	4	4	0	11.5	11.6	0.0
Pancreas (157)	5	5	0	14.4	14.5	0.0
Trachea, Bronchus and Lung (162)	19	19	0	54.6	54.9	0.0
Breast (174-175)	5	5	0	14.4	14.5	0.0
Ovary (183)	2	2	0	5.7	5.8	0.0
Prostate (185)	4	4	0	11.5	11.6	0.0
Leukemia (204-208)	5	5	0	14.4	14.5	0.0
All Other Malignant Sites	19	19	0	54.6	54.9	0.0
Endocrine, Nutritional and Metabolic Diseases (240-279)	1	1	0	2.9	2.9	0.0
Diabetes Mellitus (250)	1	1	0	2.9	2.9	0.0
Diseases of Blood and Blood-Forming Organs (280-289)	2	2	0	5.7	5.8	0.0
Mental Disorders (290-319)	0	0	0	0.0	0.0	0.0
Diseases of the Nervous System and Sense Organs (320-389)	7	7	0	20.1	20.2	0.0
Diseases of the Circulatory System (390-459)	121	121	0	347.7	349.8	0.0
Hypertensive Diseases (401-405)	5	5	0	14.4	14.5	0.0
Ischaemic Heart Disease (410-414)	65	65	0	186.8	187.9	0.0
Acute Myocardial Infarction (410)	44	44	0	126.4	127.2	0.0
Other Forms of Heart Disease (420-429)	31	31	0	89.1	89.6	0.0
Cerebrovascular Disease (430-438)	18	18	0	51.7	52.0	0.0
Diseases of The Arteries And Capillaries (440-448)	1	1	0	2.9	2.9	0.0

SELECTED VITAL STATISTICS BY RACE, BY COUNTY, 1988

ITEM	FORSYTH					
	NUMBER			RATE		
	Total	White	Black	Total	White	Black
Cause of Death (Continued)						
Diseases of The Respiratory System (460-519)	18	18	0	51.7	52.0	0.0
Influenza and Pneumonia (480-487)	7	7	0	20.1	20.2	0.0
Chronic Obstructive Pulmonary Disease (490-496)	10	10	0	28.7	28.9	0.0
Diseases of The Digestive System (520-579)	17	17	0	48.9	49.1	0.0
Chronic Liver Disease And Cirrhosis (571)	6	6	0	17.2	17.3	0.0
Disease of The Genitourinary System (580-629)	2	2	0	5.7	5.8	0.0
Complications Of Pregnancy, Childbirth, And The Puerperium (630-676)	0	0	0	0.0	0.0	0.0
Diseases Of The Skin (680-709)	1	1	0	2.9	2.9	0.0
Diseases Of The Musculoskeletal System (710-739)	0	0	0	0.0	0.0	0.0
Congenital Anomalies (740-759)	3	3	0	8.6	8.7	0.0
Certain Conditions Originating In The Perinatal Period (760-779)	3	3	0	8.6	8.7	0.0
Disorders Relating To Short Gestation (765)	0	0	0	0.0	0.0	0.0
Symptoms, Signs, and Ill Defined Conditions (780-799)	4	4	0	11.5	11.6	0.0
SIDS (798)	1	1	0	2.9	2.9	0.0
Injury And Poisoning (E800-E999)	34	34	0	97.7	98.3	0.0
Motor Vehicle Accidents (E810-E825)	7	7	0	20.1	20.2	0.0
All Other Accidents (E800-E807, E826-E949)	9	9	0	25.9	26.0	0.0
Suicides (E950-E959)	10	10	0	28.7	28.9	0.0
Homicides (E960-E969)	6	6	0	17.2	17.3	0.0

SELECTED VITAL STATISTICS BY RACE, BY COUNTY, 1988

ITEM	FRANKLIN					
	NUMBER			RATE		
	Total	White	Black	Total	White	Black
TOTAL DEATHS	174	156	17	10.4	10.4	9.9
Lifestages						
INFANCY (<1)	0	0	0	0.0	0.0	0.0
NEONATAL	0	0	0	0.0	0.0	0.0
POST-NEONATAL	0	0	0	0.0	0.0	0.0
EARLY CHILDHOOD (1-4)	1	0	1	120.2	0.0	740.7
LATER CHILDHOOD (5-14)	0	0	0	0.0	0.0	0.0
ADOLESCENCE (15-19)	4	4	0	262.6	301.7	0.0
EARLY ADULTHOOD (20-29)	3	1	1	125.7	47.6	348.4
YOUNG ADULTHOOD (30-44)	9	7	2	289.2	246.8	724.6
MIDDLE ADULTHOOD (45-59)	21	18	3	800.0	742.9	1485.1
LATER ADULTHOOD (60-74)	60	55	5	2477.3	2426.1	3225.8
OLDER ADULTHOOD (>74)	76	71	5	8776.0	8637.5	11363.6
Cause of Death						
Infectious and Parasitic Diseases (001-139)	4	4	0	23.9	26.7	0.0
Neoplasms (140-239)	49	45	3	293.4	300.2	175.1
Malignant Neoplasms (140-208)	49	45	3	293.4	300.2	175.1
Stomach (151)	0	0	0	0.0	0.0	0.0
Colon (153)	5	5	0	29.9	33.4	0.0
Pancreas (157)	0	0	0	0.0	0.0	0.0
Trachea, Bronchus and Lung (162)	11	9	2	65.9	60.0	116.8
Breast (174-175)	4	4	0	23.9	26.7	0.0
Ovary (183)	5	5	0	29.9	33.4	0.0
Prostate (185)	5	5	0	29.9	33.4	0.0
Leukemia (204-208)	7	6	0	41.9	40.0	0.0
All Other Malignant Sites	12	11	1	71.8	73.4	58.4
Endocrine, Nutritional and Metabolic Diseases (240-279)	4	4	0	23.9	26.7	0.0
Diabetes Mellitus (250)	3	3	0	18.0	20.0	0.0
Diseases of Blood and Blood-Forming Organs (280-289)	0	0	0	0.0	0.0	0.0
Mental Disorders (290-319)	2	1	1	12.0	6.7	58.4
Diseases of the Nervous System and Sense Organs (320-389)	6	6	0	35.9	40.0	0.0
Diseases of the Circulatory System (390-459)	75	66	9	449.0	440.3	525.4
Hypertensive Diseases (401-405)	2	1	1	12.0	6.7	58.4
Ischaemic Heart Disease (410-414)	43	39	4	257.5	260.2	233.5
Acute Myocardial Infarction (410)	33	29	4	197.6	193.5	233.5
Other Forms of Heart Disease (420-429)	14	11	3	83.8	73.4	175.1
Cerebrovascular Disease (430-438)	10	9	1	59.9	60.0	58.4
Diseases of The Arteries And Capillaries (440-448)	5	5	0	29.9	33.4	0.0

SELECTED VITAL STATISTICS BY RACE, BY COUNTY, 1988

ITEM	FRANKLIN					
	NUMBER			RATE		
	Total	White	Black	Total	White	Black
Cause of Death (Continued)						
Diseases of The Respiratory System (460-519)	12	10	2	71.8	66.7	116.8
Influenza and Pneumonia (480-487)	6	5	1	35.9	33.4	58.4
Chronic Obstructive Pulmonary Disease (490-496)	5	5	0	29.9	33.4	0.0
Diseases of The Digestive System (520-579)	4	4	0	23.9	26.7	0.0
Chronic Liver Disease And Cirrhosis (571)	1	1	0	6.0	6.7	0.0
Disease of The Genitourinary System (580-629)	2	2	0	12.0	13.3	0.0
Complications Of Pregnancy, Childbirth, And The Puerperium (630-676)	0	0	0	0.0	0.0	0.0
Diseases Of The Skin (680-709)	0	0	0	0.0	0.0	0.0
Diseases Of The Musculoskeletal System (710-739)	0	0	0	0.0	0.0	0.0
Congenital Anomalies (740-759)	0	0	0	0.0	0.0	0.0
Certain Conditions Originating In The Perinatal Period (760-779)	0	0	0	0.0	0.0	0.0
Disorders Relating To Short Gestation (765)	0	0	0	0.0	0.0	0.0
Symptoms, Signs, and Ill Defined Conditions (780-799)	0	0	0	0.0	0.0	0.0
SIDS (798)	0	0	0	0.0	0.0	0.0
Injury And Poisoning (E800-E999)	16	14	2	95.8	93.4	116.8
Motor Vehicle Accidents (E810-E825)	9	8	1	53.9	53.4	58.4
All Other Accidents (E800-E807, E826-E949)	3	2	1	18.0	13.3	58.4
Suicides (E950-E959)	3	3	0	18.0	20.0	0.0
Homicides (E960-E969)	1	1	0	6.0	6.7	0.0

SELECTED VITAL STATISTICS BY RACE, BY COUNTY, 1988

ITEM	FULTON					
	NUMBER			RATE		
	Total	White	Black	Total	White	Black
TOTAL DEATHS	6133	3037	3079	9.2	9.7	8.8
Lifestages						
INFANCY (<1)	171	31	139	14.7	8.0	18.3
NEONATAL	108	22	85	9.3	5.7	11.2
POST-NEONATAL	63	9	54	5.4	2.3	7.1
EARLY CHILDHOOD (1-4)	23	3	20	67.4	28.6	84.0
LATER CHILDHOOD (5-14)	30	14	16	29.7	39.7	24.3
ADOLESCENCE (15-19)	58	14	43	97.6	59.8	119.4
EARLY ADULTHOOD (20-29)	227	59	166	167.8	100.1	217.4
YOUNG ADULTHOOD (30-44)	603	203	398	436.1	294.3	574.3
MIDDLE ADULTHOOD (45-59)	867	325	539	928.5	589.0	1411.2
LATER ADULTHOOD (60-74)	1759	888	864	2670.9	2181.3	3435.7
OLDER ADULTHOOD (>74)	2395	1500	894	9637.8	8717.9	11695.4
Cause of Death						
Infectious and Parasitic Diseases (001-139)	310	144	166	46.7	45.9	47.5
Neoplasms (140-239)	1239	669	563	186.7	213.1	161.0
Malignant Neoplasms (140-208)	1220	654	559	183.8	208.3	159.8
Stomach (151)	24	10	13	3.6	3.2	3.7
Colon (153)	92	57	34	13.9	18.2	9.7
Pancreas (157)	62	30	32	9.3	9.6	9.1
Trachea; Bronchus and Lung (162)	330	203	127	49.7	64.7	36.3
Breast (174-175)	116	49	64	17.5	15.6	18.3
Ovary (183)	21	13	8	3.2	4.1	2.3
Prostate (185)	87	42	45	13.1	13.4	12.9
Leukemia (204-208)	50	27	23	7.5	8.6	6.6
All Other Malignant Sites	438	223	213	66.0	71.0	60.9
Endocrine, Nutritional and Metabolic Diseases (240-279)	159	73	85	24.0	23.2	24.3
Diabetes Mellitus (250)	109	48	60	16.4	15.3	17.2
Diseases of Blood and Blood-Forming Organs (280-289)	28	16	12	4.2	5.1	3.4
Mental Disorders (290-319)	165	75	90	24.9	23.9	25.7
Diseases of the Nervous System and Sense Organs (320-389)	104	59	45	15.7	18.8	12.9
Diseases of the Circulatory System (390-459)	2363	1279	1080	356.0	407.3	308.8
Hypertensive Diseases (401-405)	220	72	147	33.1	22.9	42.0
Ischaemic Heart Disease (410-414)	869	611	257	130.9	194.6	73.5
Acute Myocardial Infarction (410)	468	314	153	70.5	100.0	43.7
Other Forms of Heart Disease (420-429)	673	282	391	101.4	89.8	111.8
Cerebrovascular Disease (430-438)	453	224	227	68.2	71.3	64.9
Diseases of The Arteries And Capillaries (440-448)	94	67	27	14.2	21.3	7.7

SELECTED VITAL STATISTICS BY RACE, BY COUNTY, 1988

ITEM	FULTON					
	NUMBER			RATE		
	Total	White	Black	Total	White	Black
Cause of Death (Continued)						
Diseases of The Respiratory System (460-519)	463	241	222	69.8	76.8	63.5
Influenza and Pneumonia (480-487)	196	88	108	29.5	28.0	30.9
Chronic Obstructive Pulmonary Disease (490-496)	190	121	69	28.6	38.5	19.7
Diseases of The Digestive System (520-579)	213	110	103	32.1	35.0	29.4
Chronic Liver Disease And Cirrhosis (571)	70	33	37	10.5	10.5	10.6
Disease of The Genitourinary System (580-629)	187	62	125	28.2	19.7	35.7
Complications Of Pregnancy, Childbirth, And The Puerperium (630-676)	4	0	4	0.6	0.0	1.1
Diseases Of The Skin (680-709)	35	15	20	5.3	4.8	5.7
Diseases Of The Musculoskeletal System (710-739)	19	11	8	2.9	3.5	2.3
Congenital Anomalies (740-759)	49	16	33	7.4	5.1	9.4
Certain Conditions Originating In The Perinatal Period (760-779)	86	11	74	13.0	3.5	21.2
Disorders Relating To Short Gestation (765)	18	1	16	2.7	0.3	4.6
Symptoms, Signs, and Ill Defined Conditions (780-799)	98	31	67	14.8	9.9	19.2
SIDS (798)	19	3	16	2.9	1.0	4.6
Injury And Poisoning (E800-E999)	611	225	382	92.1	71.7	109.2
Motor Vehicle Accidents (E810-E825)	150	77	72	22.6	24.5	20.6
All Other Accidents (E800-E807, E826-E949)	175	72	102	26.4	22.9	29.2
Suicides (E950-E959)	71	44	26	10.7	14.0	7.4
Homicides (E960-E969)	204	27	176	30.7	8.6	50.3

SELECTED VITAL STATISTICS BY RACE, BY COUNTY, 1988

ITEM	GILMER					
	NUMBER			RATE		
	Total	White	Black	Total	White	Black
TOTAL DEATHS	133	133	0	10.7	10.8	0.0
Lifestages						
INFANCY (<1)	3	3	0	15.5	15.5	0.0
NEONATAL	0	0	0	0.0	0.0	0.0
POST-NEONATAL	3	3	0	15.5	15.5	0.0
EARLY CHILDHOOD (1-4)	0	0	0	0.0	0.0	0.0
LATER CHILDHOOD (5-14)	1	1	0	51.4	51.6	0.0
ADOLESCENCE (15-19)	1	1	0	95.4	95.7	0.0
EARLY ADULTHOOD (20-29)	1	1	0	55.0	55.6	0.0
YOUNG ADULTHOOD (30-44)	6	6	0	244.9	245.6	0.0
MIDDLE ADULTHOOD (45-59)	20	20	0	1024.1	1027.2	0.0
LATER ADULTHOOD (60-74)	45	45	0	2737.2	2740.6	0.0
OLDER ADULTHOOD (>74)	56	56	0	8247.4	8247.4	0.0
Cause of Death						
Infectious and Parasitic Diseases (001-139)	2	2	0	16.1	16.2	0.0
Neoplasms (140-239)	32	32	0	258.1	259.0	0.0
Malignant Neoplasms (140-208)	32	32	0	258.1	259.0	0.0
Stomach (151)	0	0	0	0.0	0.0	0.0
Colon (153)	1	1	0	8.1	8.1	0.0
Pancreas (157)	5	5	0	40.3	40.5	0.0
Trachea, Bronchus and Lung (162)	13	13	0	104.9	105.2	0.0
Breast (174-175)	0	0	0	0.0	0.0	0.0
Ovary (183)	0	0	0	0.0	0.0	0.0
Prostate (185)	2	2	0	16.1	16.2	0.0
Leukemia (204-208)	1	1	0	8.1	8.1	0.0
All Other Malignant Sites	10	10	0	80.7	80.9	0.0
Endocrine, Nutritional and Metabolic Diseases (240-279)	1	1	0	8.1	8.1	0.0
Diabetes Mellitus (250)	0	0	0	0.0	0.0	0.0
Diseases of Blood and Blood-Forming Organs (280-289)	1	1	0	8.1	8.1	0.0
Mental Disorders (290-319)	2	2	0	16.1	16.2	0.0
Diseases of the Nervous System and Sense Organs (320-389)	0	0	0	0.0	0.0	0.0
Diseases of the Circulatory System (390-459)	62	62	0	500.1	501.9	0.0
Hypertensive Diseases (401-405)	2	2	0	16.1	16.2	0.0
Ischaemic Heart Disease (410-414)	47	47	0	379.1	380.4	0.0
Acute Myocardial Infarction (410)	42	42	0	338.8	340.0	0.0
Other Forms of Heart Disease (420-429)	6	6	0	48.4	48.6	0.0
Cerebrovascular Disease (430-438)	6	6	0	48.4	48.6	0.0
Diseases of The Arteries And Capillaries (440-448)	0	0	0	0.0	0.0	0.0

SELECTED VITAL STATISTICS BY RACE, BY COUNTY, 1988

ITEM	GILMER					
	NUMBER			RATE		
	Total	White	Black	Total	White	Black
Cause of Death (Continued)						
Diseases of The Respiratory System (460-519)	7	7	0	56.5	56.7	0.0
Influenza and Pneumonia (480-487)	5	5	0	40.3	40.5	0.0
Chronic Obstructive Pulmonary Disease (490-496)	1	1	0	8.1	8.1	0.0
Diseases of The Digestive System (520-579)	9	9	0	72.6	72.9	0.0
Chronic Liver Disease And Cirrhosis (571)	4	4	0	32.3	32.4	0.0
Disease of The Genitourinary System (580-629)	4	4	0	32.3	32.4	0.0
Complications Of Pregnancy, Childbirth, And The Puerperium (630-676)	0	0	0	0.0	0.0	0.0
Diseases Of The Skin (680-709)	0	0	0	0.0	0.0	0.0
Diseases Of The Musculoskeletal System (710-739)	1	1	0	8.1	8.1	0.0
Congenital Anomalies (740-759)	1	1	0	8.1	8.1	0.0
Certain Conditions Originating In The Perinatal Period (760-779)	0	0	0	0.0	0.0	0.0
Disorders Relating To Short Gestation (765)	0	0	0	0.0	0.0	0.0
Symptoms, Signs, and Ill Defined Conditions (780-799)	1	1	0	8.1	8.1	0.0
SIDS (798)	1	1	0	8.1	8.1	0.0
Injury And Poisoning (E800-E999)	10	10	0	80.7	80.9	0.0
Motor Vehicle Accidents (E810-E825)	4	4	0	32.3	32.4	0.0
All Other Accidents (E800-E807, E826-E949)	4	4	0	32.3	32.4	0.0
Suicides (E950-E959)	2	2	0	16.1	16.2	0.0
Homicides (E960-E969)	0	0	0	0.0	0.0	0.0

SELECTED VITAL STATISTICS BY RACE, BY COUNTY, 1988

ITEM	GLASCOCK					
	NUMBER			RATE		
	Total	White	Black	Total	White	Black
TOTAL DEATHS	29	26	3	12.0	12.9	7.6
Lifestages						
INFANCY (<1)	1	1	0	37.0	38.5	0.0
NEONATAL	1	1	0	37.0	38.5	0.0
POST-NEONATAL	0	0	0	0.0	0.0	0.0
EARLY CHILDHOOD (1-4)	0	0	0	0.0	0.0	0.0
LATER CHILDHOOD (5-14)	0	0	0	0.0	0.0	0.0
ADOLESCENCE (15-19)	0	0	0	0.0	0.0	0.0
EARLY ADULTHOOD (20-29)	0	0	0	0.0	0.0	0.0
YOUNG ADULTHOOD (30-44)	4	2	2	1002.5	600.6	3030.3
MIDDLE ADULTHOOD (45-59)	1	1	0	271.7	312.5	0.0
LATER ADULTHOOD (60-74)	6	5	1	1456.3	1412.4	1724.1
OLDER ADULTHOOD (>74)	17	17	0	9883.7	10828.0	0.0
Cause of Death						
Infectious and Parasitic Diseases (001-139)	1	1	0	41.4	49.5	0.0
Neoplasms (140-239)	5	4	1	207.1	198.1	253.2
Malignant Neoplasms (140-208)	5	4	1	207.1	198.1	253.2
Stomach (151)	0	0	0	0.0	0.0	0.0
Colon (153)	1	0	1	41.4	0.0	253.2
Pancreas (157)	0	0	0	0.0	0.0	0.0
Trachea, Bronchus and Lung (162)	1	1	0	41.4	49.5	0.0
Breast (174-175)	1	1	0	41.4	49.5	0.0
Ovary (183)	0	0	0	0.0	0.0	0.0
Prostate (185)	1	1	0	41.4	49.5	0.0
Leukemia (204-208)	0	0	0	0.0	0.0	0.0
All Other Malignant Sites	1	1	0	41.4	49.5	0.0
Endocrine, Nutritional and Metabolic Diseases (240-279)	1	1	0	41.4	49.5	0.0
Diabetes Mellitus (250)	1	1	0	41.4	49.5	0.0
Diseases of Blood and Blood-Forming Organs (280-289)	0	0	0	0.0	0.0	0.0
Mental Disorders (290-319)	1	0	1	41.4	0.0	253.2
Diseases of the Nervous System and Sense Organs (320-389)	0	0	0	0.0	0.0	0.0
Diseases of the Circulatory System (390-459)	14	13	1	580.0	643.9	253.2
Hypertensive Diseases (401-405)	3	2	1	124.3	99.1	253.2
Ischaemic Heart Disease (410-414)	3	3	0	124.3	148.6	0.0
Acute Myocardial Infarction (410)	1	1	0	41.4	49.5	0.0
Other Forms of Heart Disease (420-429)	4	4	0	165.7	198.1	0.0
Cerebrovascular Disease (430-438)	3	3	0	124.3	148.6	0.0
Diseases of The Arteries And Capillaries (440-448)	1	1	0	41.4	49.5	0.0

SELECTED VITAL STATISTICS BY RACE, BY COUNTY, 1988

ITEM	GLASCOCK					
	NUMBER			RATE		
	Total	White	Black	Total	White	Black
Cause of Death (Continued)						
Diseases of The Respiratory System (460-519)	3	3	0	124.3	148.6	0.0
Influenza and Pneumonia (480-487)	2	2	0	82.9	99.1	0.0
Chronic Obstructive Pulmonary Disease (490-496)	1	1	0	41.4	49.5	0.0
Diseases of The Digestive System (520-579)	0	0	0	0.0	0.0	0.0
Chronic Liver Disease And Cirrhosis (571)	0	0	0	0.0	0.0	0.0
Disease of The Genitourinary System (580-629)	1	1	0	41.4	49.5	0.0
Complications Of Pregnancy, Childbirth, And The Puerperium (630-676)	0	0	0	0.0	0.0	0.0
Diseases Of The Skin (680-709)	0	0	0	0.0	0.0	0.0
Diseases Of The Musculoskeletal System (710-739)	0	0	0	0.0	0.0	0.0
Congenital Anomalies (740-759)	1	1	0	41.4	49.5	0.0
Certain Conditions Originating In The Perinatal Period (760-779)	0	0	0	0.0	0.0	0.0
Disorders Relating To Short Gestation (765)	0	0	0	0.0	0.0	0.0
Symptoms, Signs, and Ill Defined Conditions (780-799)	0	0	0	0.0	0.0	0.0
SIDS (798)	0	0	0	0.0	0.0	0.0
Injury And Poisoning (E800-E999)	2	2	0	82.9	99.1	0.0
Motor Vehicle Accidents (E810-E825)	2	2	0	82.9	99.1	0.0
All Other Accidents (E800-E807, E826-E949)	0	0	0	0.0	0.0	0.0
Suicides (E950-E959)	0	0	0	0.0	0.0	0.0
Homicides (E960-E969)	0	0	0	0.0	0.0	0.0

SELECTED VITAL STATISTICS BY RACE, BY COUNTY, 1988

ITEM	GLYNN					
	NUMBER			RATE		
	Total	White	Black	Total	White	Black
TOTAL DEATHS	568	422	144	9.2	9.3	8.6
Lifestages						
INFANCY (<1)	19	10	9	20.4	16.5	28.0
NEONATAL	12	7	5	12.9	11.5	15.6
POST-NEONATAL	7	3	4	7.5	4.9	12.5
EARLY CHILDHOOD (1-4)	5	4	1	141.4	178.3	77.2
LATER CHILDHOOD (5-14)	1	1	0	10.1	15.0	0.0
ADOLESCENCE (15-19)	4	3	1	68.8	76.9	52.3
EARLY ADULTHOOD (20-29)	16	6	9	156.2	80.5	322.1
YOUNG ADULTHOOD (30-44)	24	16	8	205.4	176.6	305.1
MIDDLE ADULTHOOD (45-59)	71	49	21	762.0	672.0	1037.0
LATER ADULTHOOD (60-74)	197	153	44	2457.0	2491.5	2344.2
OLDER ADULTHOOD (>74)	231	180	51	9273.4	9682.6	8069.6
Cause of Death						
Infectious and Parasitic Diseases (001-139)	10	4	6	16.1	8.8	35.9
Neoplasms (140-239)	136	104	31	219.6	230.0	185.4
Malignant Neoplasms (140-208)	135	103	31	218.0	227.8	185.4
Stomach (151)	1	0	1	1.6	0.0	6.0
Colon (153)	8	8	0	12.9	17.7	0.0
Pancreas (157)	9	5	4	14.5	11.1	23.9
Trachea, Bronchus and Lung (162)	45	35	10	72.7	77.4	59.8
Breast (174-175)	7	7	0	11.3	15.5	0.0
Ovary (183)	5	4	1	8.1	8.8	6.0
Prostate (185)	9	8	1	14.5	17.7	6.0
Leukemia (204-208)	5	4	1	8.1	8.8	6.0
All Other Malignant Sites	46	32	13	74.3	70.8	77.8
Endocrine, Nutritional and Metabolic Diseases (240-279)	7	3	4	11.3	6.6	23.9
Diabetes Mellitus (250)	4	2	2	6.5	4.4	12.0
Diseases of Blood and Blood-Forming Organs (280-289)	3	2	1	4.8	4.4	6.0
Mental Disorders (290-319)	5	4	1	8.1	8.8	6.0
Diseases of the Nervous System and Sense Organs (320-389)	10	8	2	16.1	17.7	12.0
Diseases of the Circulatory System (390-459)	253	187	66	408.5	413.6	394.8
Hypertensive Diseases (401-405)	9	4	5	14.5	8.8	29.9
Ischaemic Heart Disease (410-414)	92	77	15	148.6	170.3	89.7
Acute Myocardial Infarction (410)	41	37	4	66.2	81.8	23.9
Other Forms of Heart Disease (420-429)	88	63	25	142.1	139.3	149.5
Cerebrovascular Disease (430-438)	30	17	13	48.4	37.6	77.8
Diseases of The Arteries And Capillaries (440-448)	18	13	5	29.1	28.8	29.9

SELECTED VITAL STATISTICS BY RACE, BY COUNTY, 1988

ITEM	GLYNN					
	NUMBER			RATE		
	Total	White	Black	Total	White	Black
Cause of Death (Continued)						
Diseases of The Respiratory System (460-519)	54	46	8	87.2	101.7	47.8
Influenza and Pneumonia (480-487)	10	8	2	16.1	17.7	12.0
Chronic Obstructive Pulmonary Disease (490-496)	36	32	4	58.1	70.8	23.9
Diseases of The Digestive System (520-579)	17	15	2	27.5	33.2	12.0
Chronic Liver Disease And Cirrhosis (571)	9	9	0	14.5	19.9	0.0
Disease of The Genitourinary System (580-629)	6	3	3	9.7	6.6	17.9
Complications Of Pregnancy, Childbirth, And The Puerperium (630-676)	1	1	0	1.6	2.2	0.0
Diseases Of The Skin (680-709)	0	0	0	0.0	0.0	0.0
Diseases Of The Musculoskeletal System (710-739)	3	2	1	4.8	4.4	6.0
Congenital Anomalies (740-759)	3	1	2	4.8	2.2	12.0
Certain Conditions Originating In The Perinatal Period (760-779)	8	5	3	12.9	11.1	17.9
Disorders Relating To Short Gestation (765)	2	2	0	3.2	4.4	0.0
Symptoms, Signs, and Ill Defined Conditions (780-799)	3	1	2	4.8	2.2	12.0
SIDS (798)	2	0	2	3.2	0.0	12.0
Injury And Poisoning (E800-E999)	49	36	12	79.1	79.6	71.8
Motor Vehicle Accidents (E810-E825)	16	12	4	25.8	26.5	23.9
All Other Accidents (E800-E807, E826-E949)	17	15	2	27.5	33.2	12.0
Suicides (E950-E959)	8	6	1	12.9	13.3	6.0
Homicides (E960-E969)	7	3	4	11.3	6.6	23.9

SELECTED VITAL STATISTICS BY RACE, BY COUNTY, 1988

ITEM	GORDON					
	NUMBER			RATE		
	Total	White	Black	Total	White	Black
TOTAL DEATHS	317	301	16	9.1	9.0	9.8
Lifestages						
INFANCY (<1)	6	6	0	10.8	11.4	0.0
NEONATAL	4	4	0	7.2	7.6	0.0
POST-NEONATAL	2	2	0	3.6	3.8	0.0
EARLY CHILDHOOD (1-4)	2	2	0	99.3	106.4	0.0
LATER CHILDHOOD (5-14)	1	1	0	15.8	16.7	0.0
ADOLESCENCE (15-19)	3	2	1	94.9	66.7	606.1
EARLY ADULTHOOD (20-29)	10	9	1	184.6	175.2	357.1
YOUNG ADULTHOOD (30-44)	14	13	1	198.2	191.4	369.0
MIDDLE ADULTHOOD (45-59)	60	53	7	1157.2	1058.7	3910.6
LATER ADULTHOOD (60-74)	99	97	2	2494.3	2556.7	1142.9
OLDER ADULTHOOD (>74)	122	118	4	9583.7	9523.8	11764.7
Cause of Death						
Infectious and Parasitic Diseases (001-139)	7	6	1	20.0	18.0	61.1
Neoplasms (140-239)	84	80	4	240.2	239.9	244.5
Malignant Neoplasms (140-208)	82	78	4	234.4	233.9	244.5
Stomach (151)	1	1	0	2.9	3.0	0.0
Colon (153)	4	4	0	11.4	12.0	0.0
Pancreas (157)	7	6	1	20.0	18.0	61.1
Trachea, Bronchus and Lung (162)	33	31	2	94.3	93.0	122.2
Breast (174-175)	7	6	1	20.0	18.0	61.1
Ovary (183)	3	3	0	8.6	9.0	0.0
Prostate (185)	3	3	0	8.6	9.0	0.0
Leukemia (204-208)	0	0	0	0.0	0.0	0.0
All Other Malignant Sites	24	24	0	68.6	72.0	0.0
Endocrine, Nutritional and Metabolic Diseases (240-279)	10	8	2	28.6	24.0	122.2
Diabetes Mellitus (250)	6	4	2	17.2	12.0	122.2
Diseases of Blood and Blood-Forming Organs (280-289)	1	1	0	2.9	3.0	0.0
Mental Disorders (290-319)	4	4	0	11.4	12.0	0.0
Diseases of the Nervous System and Sense Organs (320-389)	5	5	0	14.3	15.0	0.0
Diseases of the Circulatory System (390-459)	112	108	4	320.2	323.9	244.5
Hypertensive Diseases (401-405)	4	4	0	11.4	12.0	0.0
Ischaemic Heart Disease (410-414)	57	56	1	163.0	168.0	61.1
Acute Myocardial Infarction (410)	38	37	1	108.6	111.0	61.1
Other Forms of Heart Disease (420-429)	21	20	1	60.0	60.0	61.1
Cerebrovascular Disease (430-438)	21	20	1	60.0	60.0	61.1
Diseases of The Arteries And Capillaries (440-448)	8	8	0	22.9	24.0	0.0

SELECTED VITAL STATISTICS BY RACE, BY COUNTY, 1988

ITEM	GORDON					
	NUMBER			RATE		
	Total	White	Black	Total	White	Black
Cause of Death (Continued)						
Diseases of The Respiratory System (460-519)	26	26	0	74.3	78.0	0.0
Influenza and Pneumonia (480-487)	11	11	0	31.4	33.0	0.0
Chronic Obstructive Pulmonary Disease (490-496)	7	7	0	20.0	21.0	0.0
Diseases of The Digestive System (520-579)	17	17	0	48.6	51.0	0.0
Chronic Liver Disease And Cirrhosis (571)	7	7	0	20.0	21.0	0.0
Disease of The Genitourinary System (580-629)	5	5	0	14.3	15.0	0.0
Complications Of Pregnancy, Childbirth, And The Puerperium (630-676)	0	0	0	0.0	0.0	0.0
Diseases Of The Skin (680-709)	1	1	0	2.9	3.0	0.0
Diseases Of The Musculoskeletal System (710-739)	2	2	0	5.7	6.0	0.0
Congenital Anomalies (740-759)	3	3	0	8.6	9.0	0.0
Certain Conditions Originating In The Perinatal Period (760-779)	2	2	0	5.7	6.0	0.0
Disorders Relating To Short Gestation (765)	0	0	0	0.0	0.0	0.0
Symptoms, Signs, and Ill Defined Conditions (780-799)	1	1	0	2.9	3.0	0.0
SIDS (798)	0	0	0	0.0	0.0	0.0
Injury And Poisoning (E800-E999)	37	32	5	105.8	96.0	305.6
Motor Vehicle Accidents (E810-E825)	16	13	3	45.7	39.0	183.4
All Other Accidents (E800-E807, E826-E949)	13	13	0	37.2	39.0	0.0
Suicides (E950-E959)	4	3	1	11.4	9.0	61.1
Homicides (E960-E969)	3	2	1	8.6	6.0	61.1

SELECTED VITAL STATISTICS BY RACE, BY COUNTY, 1988

ITEM	GRADY					
	NUMBER			RATE		
	Total	White	Black	Total	White	Black
TOTAL DEATHS	237	167	70	11.1	11.6	10.2
Lifestages						
INFANCY (<1)	8	4	4	27.1	23.4	32.8
NEONATAL	4	3	1	13.6	17.5	8.2
POST-NEONATAL	4	1	3	13.6	5.8	24.6
EARLY CHILDHOOD (1-4)	1	1	0	70.7	118.6	0.0
LATER CHILDHOOD (5-14)	3	3	0	77.2	131.0	0.0
ADOLESCENCE (15-19)	2	2	0	97.6	161.9	0.0
EARLY ADULTHOOD (20-29)	9	6	3	294.9	296.4	291.8
YOUNG ADULTHOOD (30-44)	12	5	7	324.9	185.7	698.6
MIDDLE ADULTHOOD (45-59)	22	11	11	740.2	497.3	1447.4
LATER ADULTHOOD (60-74)	64	41	23	2208.4	1895.5	3129.3
OLDER ADULTHOOD (>74)	116	94	22	11005.7	11883.7	8365.0
Cause of Death						
Infectious and Parasitic Diseases (001-139)	8	3	5	37.5	20.8	72.5
Neoplasms (140-239)	35	24	11	164.2	166.4	159.5
Malignant Neoplasms (140-208)	35	24	11	164.2	166.4	159.5
Stomach (151)	2	1	1	9.4	6.9	14.5
Colon (153)	0	0	0	0.0	0.0	0.0
Pancreas (157)	1	0	1	4.7	0.0	14.5
Trachea, Bronchus and Lung (162)	12	9	3	56.3	62.4	43.5
Breast (174-175)	2	0	2	9.4	0.0	29.0
Ovary (183)	0	0	0	0.0	0.0	0.0
Prostate (185)	2	2	0	9.4	13.9	0.0
Leukemia (204-208)	1	1	0	4.7	6.9	0.0
All Other Malignant Sites	15	11	4	70.4	76.3	58.0
Endocrine, Nutritional and Metabolic Diseases (240-279)	7	5	2	32.8	34.7	29.0
Diabetes Mellitus (250)	6	4	2	28.1	27.7	29.0
Diseases of Blood and Blood-Forming Organs (280-289)	2	1	1	9.4	6.9	14.5
Mental Disorders (290-319)	4	2	2	18.8	13.9	29.0
Diseases of the Nervous System and Sense Organs (320-389)	5	4	1	23.5	27.7	14.5
Diseases of the Circulatory System (390-459)	109	82	27	511.3	568.6	391.5
Hypertensive Diseases (401-405)	4	2	2	18.8	13.9	29.0
Ischaemic Heart Disease (410-414)	54	42	12	253.3	291.2	174.0
Acute Myocardial Infarction (410)	39	29	10	183.0	201.1	145.0
Other Forms of Heart Disease (420-429)	24	18	6	112.6	124.8	87.0
Cerebrovascular Disease (430-438)	22	15	7	103.2	104.0	101.5
Diseases of The Arteries And Capillaries (440-448)	3	3	0	14.1	20.8	0.0

SELECTED VITAL STATISTICS BY RACE, BY COUNTY, 1988

ITEM	GRADY					
	NUMBER			RATE		
	Total	White	Black	Total	White	Black
Cause of Death (Continued)						
Diseases of The Respiratory System (460-519)	15	11	4	70.4	76.3	58.0
Influenza and Pneumonia (480-487)	7	4	3	32.8	27.7	43.5
Chronic Obstructive Pulmonary Disease (490-496)	5	5	0	23.5	34.7	0.0
Diseases of The Digestive System (520-579)	5	4	1	23.5	27.7	14.5
Chronic Liver Disease And Cirrhosis (571)	1	1	0	4.7	6.9	0.0
Disease of The Genitourinary System (580-629)	3	1	2	14.1	6.9	29.0
Complications Of Pregnancy, Childbirth, And The Puerperium (630-676)	0	0	0	0.0	0.0	0.0
Diseases Of The Skin (680-709)	0	0	0	0.0	0.0	0.0
Diseases Of The Musculoskeletal System (710-739)	0	0	0	0.0	0.0	0.0
Congenital Anomalies (740-759)	1	0	1	4.7	0.0	14.5
Certain Conditions Originating In The Perinatal Period (760-779)	5	3	2	23.5	20.8	29.0
Disorders Relating To Short Gestation (765)	1	0	1	4.7	0.0	14.5
Symptoms, Signs, and Ill Defined Conditions (780-799)	10	6	4	46.9	41.6	58.0
SIDS (798)	0	0	0	0.0	0.0	0.0
Injury And Poisoning (E800-E999)	28	21	7	131.4	145.6	101.5
Motor Vehicle Accidents (E810-E825)	11	7	4	51.6	48.5	58.0
All Other Accidents (E800-E807, E826-E949)	11	10	1	51.6	69.3	14.5
Suicides (E950-E959)	3	2	1	14.1	13.9	14.5
Homicides (E960-E969)	1	1	0	4.7	6.9	0.0

SELECTED VITAL STATISTICS BY RACE, BY COUNTY, 1988

ITEM	GREENE					
	NUMBER			RATE		
	Total	White	Black	Total	White	Black
TOTAL DEATHS	155	87	67	12.1	14.5	9.9
Lifestages						
INFANCY (<1)	2	1	1	12.1	18.5	9.0
NEONATAL	1	1	0	6.1	18.5	0.0
POST-NEONATAL	1	0	1	6.1	0.0	9.0
EARLY CHILDHOOD (1-4)	0	0	0	0.0	0.0	0.0
LATER CHILDHOOD (5-14)	0	0	0	0.0	0.0	0.0
ADOLESCENCE (15-19)	1	1	0	83.1	230.4	0.0
EARLY ADULTHOOD (20-29)	5	3	2	253.2	367.2	172.7
YOUNG ADULTHOOD (30-44)	10	2	8	489.7	194.9	787.4
MIDDLE ADULTHOOD (45-59)	16	7	9	920.6	686.9	1251.7
LATER ADULTHOOD (60-74)	47	25	21	2713.6	2336.4	3172.2
OLDER ADULTHOOD (>74)	74	48	26	11580.6	11851.8	11111.1
Cause of Death						
Infectious and Parasitic Diseases (001-139)	2	0	2	15.7	0.0	29.5
Neoplasms (140-239)	28	20	8	219.3	333.9	118.1
Malignant Neoplasms (140-208)	28	20	8	219.3	333.9	118.1
Stomach (151)	0	0	0	0.0	0.0	0.0
Colon (153)	0	0	0	0.0	0.0	0.0
Pancreas (157)	1	1	0	7.8	16.7	0.0
Trachea, Bronchus and Lung (162)	7	6	1	54.8	100.2	14.8
Breast (174-175)	2	0	2	15.7	0.0	29.5
Ovary (183)	1	1	0	7.8	16.7	0.0
Prostate (185)	7	4	3	54.8	66.8	44.3
Leukemia (204-208)	1	1	0	7.8	16.7	0.0
All Other Malignant Sites	9	7	2	70.5	116.9	29.5
Endocrine, Nutritional and Metabolic Diseases (240-279)	5	1	4	39.2	16.7	59.0
Diabetes Mellitus (250)	3	1	2	23.5	16.7	29.5
Diseases of Blood and Blood-Forming Organs (280-289)	3	1	2	23.5	16.7	29.5
Mental Disorders (290-319)	3	1	2	23.5	16.7	29.5
Diseases of the Nervous System and Sense Organs (320-389)	1	0	1	7.8	0.0	14.8
Diseases of the Circulatory System (390-459)	82	44	37	642.4	734.6	546.1
Hypertensive Diseases (401-405)	6	2	4	47.0	33.4	59.0
Ischaemic Heart Disease (410-414)	21	13	7	164.5	217.0	103.3
Acute Myocardial Infarction (410)	16	11	5	125.3	183.6	73.8
Other Forms of Heart Disease (420-429)	18	8	10	141.0	133.6	147.6
Cerebrovascular Disease (430-438)	31	19	12	242.9	317.2	177.1
Diseases of The Arteries And Capillaries (440-448)	2	1	1	15.7	16.7	14.8

SELECTED VITAL STATISTICS BY RACE, BY COUNTY, 1988

ITEM	GREENE					
	NUMBER			RATE		
	Total	White	Black	Total	White	Black
Cause of Death (Continued)						
Diseases of The Respiratory System (460-519)	15	12	3	117.5	200.3	44.3
Influenza and Pneumonia (480-487)	2	1	1	15.7	16.7	14.8
Chronic Obstructive Pulmonary Disease (490-496)	12	11	1	94.0	183.6	14.8
Diseases of The Digestive System (520-579)	5	4	1	39.2	66.8	14.8
Chronic Liver Disease And Cirrhosis (571)	3	2	1	23.5	33.4	14.8
Disease of The Genitourinary System (580-629)	2	0	2	15.7	0.0	29.5
Complications Of Pregnancy, Childbirth, And The Puerperium (630-676)	0	0	0	0.0	0.0	0.0
Diseases Of The Skin (680-709)	0	0	0	0.0	0.0	0.0
Diseases Of The Musculoskeletal System (710-739)	0	0	0	0.0	0.0	0.0
Congenital Anomalies (740-759)	0	0	0	0.0	0.0	0.0
Certain Conditions Originating In The Perinatal Period (760-779)	1	1	0	7.8	16.7	0.0
Disorders Relating To Short Gestation (765)	0	0	0	0.0	0.0	0.0
Symptoms, Signs, and Ill Defined Conditions (780-799)	2	0	2	15.7	0.0	29.5
SIDS (798)	0	0	0	0.0	0.0	0.0
Injury And Poisoning (E800-E999)	6	3	3	47.0	50.1	44.3
Motor Vehicle Accidents (E810-E825)	2	1	1	15.7	16.7	14.8
All Other Accidents (E800-E807, E826-E949)	2	1	1	15.7	16.7	14.8
Suicides (E950-E959)	0	0	0	0.0	0.0	0.0
Homicides (E960-E969)	2	1	1	15.7	16.7	14.8

SELECTED VITAL STATISTICS BY RACE, BY COUNTY, 1988

ITEM	GWINNETT					
	NUMBER			RATE		
	Total	White	Black	Total	White	Black
TOTAL DEATHS	1221	1153	57	4.6	4.5	6.4
Lifestages						
INFANCY (<1)	48	41	7	7.8	7.3	19.8
NEONATAL	34	29	5	5.6	5.2	14.1
POST-NEONATAL	14	12	2	2.3	2.1	5.6
EARLY CHILDHOOD (1-4)	4	3	1	25.1	19.2	216.9
LATER CHILDHOOD (5-14)	10	10	0	20.2	20.9	0.0
ADOLESCENCE (15-19)	24	22	2	111.7	106.7	226.8
EARLY ADULTHOOD (20-29)	56	51	5	117.2	111.2	259.3
YOUNG ADULTHOOD (30-44)	109	98	8	151.3	139.7	420.2
MIDDLE ADULTHOOD (45-59)	189	175	13	594.2	567.1	1369.9
LATER ADULTHOOD (60-74)	335	326	7	2150.3	2172.3	1223.8
OLDER ADULTHOOD (>74)	446	427	14	9216.8	9174.9	7567.6
Cause of Death						
Infectious and Parasitic Diseases (001-139)	28	25	2	10.6	9.8	22.3
Neoplasms (140-239)	267	250	11	100.7	97.6	122.7
Malignant Neoplasms (140-208)	262	246	10	98.8	96.0	111.6
Stomach (151)	3	2	0	1.1	0.8	0.0
Colon (153)	25	23	2	9.4	9.0	22.3
Pancreas (157)	11	10	1	4.1	3.9	11.2
Trachea, Bronchus and Lung (162)	80	76	3	30.2	29.7	33.5
Breast (174-175)	29	28	1	10.9	10.9	11.2
Ovary (183)	11	11	0	4.1	4.3	0.0
Prostate (185)	13	13	0	4.9	5.1	0.0
Leukemia (204-208)	6	5	0	2.3	2.0	0.0
All Other Malignant Sites	84	78	3	31.7	30.4	33.5
Endocrine, Nutritional and Metabolic Diseases (240-279)	34	31	3	12.8	12.1	33.5
Diabetes Mellitus (250)	26	23	3	9.8	9.0	33.5
Diseases of Blood and Blood-Forming Organs (280-289)	5	4	1	1.9	1.6	11.2
Mental Disorders (290-319)	8	8	0	3.0	3.1	0.0
Diseases of the Nervous System and Sense Organs (320-389)	19	19	0	7.2	7.4	0.0
Diseases of the Circulatory System (390-459)	445	428	15	167.8	167.0	167.3
Hypertensive Diseases (401-405)	18	16	2	6.8	6.2	22.3
Ischaemic Heart Disease (410-414)	186	185	1	70.1	72.2	11.2
Acute Myocardial Infarction (410)	123	122	1	46.4	47.6	11.2
Other Forms of Heart Disease (420-429)	133	125	7	50.1	48.8	78.1
Cerebrovascular Disease (430-438)	79	73	5	29.8	28.5	55.8
Diseases of The Arteries And Capillaries (440-448)	20	20	0	7.5	7.8	0.0

SELECTED VITAL STATISTICS BY RACE, BY COUNTY, 1988

ITEM	GWINNETT					
	NUMBER			RATE		
	Total	White	Black	Total	White	Black
Cause of Death (Continued)						
Diseases of The Respiratory System (460-519)	102	98	4	38.5	38.2	44.6
Influenza and Pneumonia (480-487)	38	36	2	14.3	14.0	22.3
Chronic Obstructive Pulmonary Disease (490-496)	49	47	2	18.5	18.3	22.3
Diseases of The Digestive System (520-579)	47	46	1	17.7	18.0	11.2
Chronic Liver Disease And Cirrhosis (571)	13	13	0	4.9	5.1	0.0
Disease of The Genitourinary System (580-629)	20	20	0	7.5	7.8	0.0
Complications Of Pregnancy, Childbirth, And The Puerperium (630-676)	0	0	0	0.0	0.0	0.0
Diseases Of The Skin (680-709)	1	1	0	0.4	0.4	0.0
Diseases Of The Musculoskeletal System (710-739)	11	10	1	4.1	3.9	11.2
Congenital Anomalies (740-759)	20	18	2	7.5	7.0	22.3
Certain Conditions Originating In The Perinatal Period (760-779)	22	17	5	8.3	6.6	55.8
Disorders Relating To Short Gestation (765)	4	3	1	1.5	1.2	11.2
Symptoms, Signs, and Ill Defined Conditions (780-799)	32	29	3	12.1	11.3	33.5
SIDS (798)	7	7	0	2.6	2.7	0.0
Injury And Poisoning (E800-E999)	160	149	9	60.3	58.1	100.4
Motor Vehicle Accidents (E810-E825)	62	57	4	23.4	22.2	44.6
All Other Accidents (E800-E807, E826-E949)	35	34	0	13.2	13.3	0.0
Suicides (E950-E959)	48	45	3	18.1	17.6	33.5
Homicides (E960-E969)	10	8	2	3.8	3.1	22.3

SELECTED VITAL STATISTICS BY RACE, BY COUNTY, 1988

ITEM	HABERSHAM					
	NUMBER			RATE		
	Total	White	Black	Total	White	Black
TOTAL DEATHS	234	228	5	8.3	8.6	3.1
Lifestages						
INFANCY (<1)	6	6	0	15.7	16.5	0.0
NEONATAL	5	5	0	13.1	13.8	0.0
POST-NEONATAL	1	1	0	2.6	2.8	0.0
EARLY CHILDHOOD (1-4)	0	0	0	0.0	0.0	0.0
LATER CHILDHOOD (5-14)	1	0	0	24.2	0.0	0.0
ADOLESCENCE (15-19)	2	2	0	63.5	73.8	0.0
EARLY ADULTHOOD (20-29)	4	4	0	82.9	92.1	0.0
YOUNG ADULTHOOD (30-44)	5	5	0	96.1	99.2	0.0
MIDDLE ADULTHOOD (45-59)	27	25	2	650.9	615.9	2247.2
LATER ADULTHOOD (60-74)	64	63	1	1821.8	1854.6	862.1
OLDER ADULTHOOD (>74)	125	123	2	9720.1	9832.1	5714.3
Cause of Death						
Infectious and Parasitic Diseases (001-139)	1	1	0	3.6	3.8	0.0
Neoplasms (140-239)	47	47	0	166.9	176.9	0.0
Malignant Neoplasms (140-208)	46	46	0	163.4	173.1	0.0
Stomach (151)	1	1	0	3.6	3.8	0.0
Colon (153)	5	5	0	17.8	18.8	0.0
Pancreas (157)	2	2	0	7.1	7.5	0.0
Trachea, Bronchus and Lung (162)	14	14	0	49.7	52.7	0.0
Breast (174-175)	7	7	0	24.9	26.3	0.0
Ovary (183)	1	1	0	3.6	3.8	0.0
Prostate (185)	6	6	0	21.3	22.6	0.0
Leukemia (204-208)	2	2	0	7.1	7.5	0.0
All Other Malignant Sites	8	8	0	28.4	30.1	0.0
Endocrine, Nutritional and Metabolic Diseases (240-279)	8	8	0	28.4	30.1	0.0
Diabetes Mellitus (250)	8	8	0	28.4	30.1	0.0
Diseases of Blood and Blood-Forming Organs (280-289)	0	0	0	0.0	0.0	0.0
Mental Disorders (290-319)	2	2	0	7.1	7.5	0.0
Diseases of the Nervous System and Sense Organs (320-389)	3	3	0	10.7	11.3	0.0
Diseases of the Circulatory System (390-459)	134	129	5	475.9	485.5	314.3
Hypertensive Diseases (401-405)	0	0	0	0.0	0.0	0.0
Ischaemic Heart Disease (410-414)	83	81	2	294.7	304.9	125.7
Acute Myocardial Infarction (410)	67	65	2	237.9	244.6	125.7
Other Forms of Heart Disease (420-429)	20	20	0	71.0	75.3	0.0
Cerebrovascular Disease (430-438)	26	23	3	92.3	86.6	188.6
Diseases of The Arteries And Capillaries (440-448)	3	3	0	10.7	11.3	0.0

SELECTED VITAL STATISTICS BY RACE, BY COUNTY, 1988

ITEM	HABERSHAM					
	NUMBER			RATE		
	Total	White	Black	Total	White	Black
Cause of Death (Continued)						
Diseases of The Respiratory System (460-519)	14	14	0	49.7	52.7	0.0
Influenza and Pneumonia (480-487)	0	0	0	0.0	0.0	0.0
Chronic Obstructive Pulmonary Disease (490-496)	8	8	0	28.4	30.1	0.0
Diseases of The Digestive System (520-579)	6	6	0	21.3	22.6	0.0
Chronic Liver Disease And Cirrhosis (571)	1	1	0	3.6	3.8	0.0
Disease of The Genitourinary System (580-629)	1	1	0	3.6	3.8	0.0
Complications Of Pregnancy, Childbirth, And The Puerperium (630-676)	0	0	0	0.0	0.0	0.0
Diseases Of The Skin (680-709)	0	0	0	0.0	0.0	0.0
Diseases Of The Musculoskeletal System (710-739)	0	0	0	0.0	0.0	0.0
Congenital Anomalies (740-759)	1	1	0	3.6	3.8	0.0
Certain Conditions Originating In The Perinatal Period (760-779)	3	3	0	10.7	11.3	0.0
Disorders Relating To Short Gestation (765)	1	1	0	3.6	3.8	0.0
Symptoms, Signs, and Ill Defined Conditions (780-799)	3	3	0	10.7	11.3	0.0
SIDS (798)	1	1	0	3.6	3.8	0.0
Injury And Poisoning (E800-E999)	11	10	0	39.1	37.6	0.0
Motor Vehicle Accidents (E810-E825)	6	6	0	21.3	22.6	0.0
All Other Accidents (E800-E807, E826-E949)	3	2	0	10.7	7.5	0.0
Suicides (E950-E959)	1	1	0	3.6	3.8	0.0
Homicides (E960-E969)	1	1	0	3.6	3.8	0.0

SELECTED VITAL STATISTICS BY RACE, BY COUNTY, 1988

ITEM	HALL					
	NUMBER			RATE		
	Total	White	Black	Total	White	Black
TOTAL DEATHS	682	614	66	7.7	7.6	7.8
Lifestages						
INFANCY (<1)	13	10	3	8.4	7.3	17.3
NEONATAL	7	5	2	4.5	3.6	11.6
POST-NEONATAL	6	5	1	3.9	3.6	5.8
EARLY CHILDHOOD (1-4)	3	1	2	60.6	23.1	319.5
LATER CHILDHOOD (5-14)	5	4	1	34.2	31.1	57.5
ADOLESCENCE (15-19)	8	8	0	97.8	111.9	0.0
EARLY ADULTHOOD (20-29)	21	14	6	144.5	107.7	391.4
YOUNG ADULTHOOD (30-44)	33	26	6	179.4	154.5	382.4
MIDDLE ADULTHOOD (45-59)	99	85	14	729.5	672.9	1489.4
LATER ADULTHOOD (60-74)	219	200	19	2204.5	2148.9	3030.3
OLDER ADULTHOOD (>74)	281	266	15	8400.6	8436.4	7812.5
Cause of Death						
Infectious and Parasitic Diseases (001-139)	3	2	1	3.4	2.5	11.9
Neoplasms (140-239)	143	133	9	160.5	164.9	106.8
Malignant Neoplasms (140-208)	139	129	9	156.0	159.9	106.8
Stomach (151)	3	3	0	3.4	3.7	0.0
Colon (153)	12	12	0	13.5	14.9	0.0
Pancreas (157)	7	6	1	7.9	7.4	11.9
Trachea, Bronchus and Lung (162)	43	41	2	48.3	50.8	23.7
Breast (174-175)	15	13	1	16.8	16.1	11.9
Ovary (183)	3	3	0	3.4	3.7	0.0
Prostate (185)	7	6	1	7.9	7.4	11.9
Leukemia (204-208)	5	5	0	5.6	6.2	0.0
All Other Malignant Sites	44	40	4	49.4	49.6	47.5
Endocrine, Nutritional and Metabolic Diseases (240-279)	20	16	4	22.5	19.8	47.5
Diabetes Mellitus (250)	15	12	3	16.8	14.9	35.6
Diseases of Blood and Blood-Forming Organs (280-289)	1	1	0	1.1	1.2	0.0
Mental Disorders (290-319)	5	5	0	5.6	6.2	0.0
Diseases of the Nervous System and Sense Organs (320-389)	14	12	2	15.7	14.9	23.7
Diseases of the Circulatory System (390-459)	324	294	30	363.7	364.5	356.0
Hypertensive Diseases (401-405)	9	9	0	10.1	11.2	0.0
Ischaemic Heart Disease (410-414)	158	142	16	177.4	176.1	189.8
Acute Myocardial Infarction (410)	85	73	12	95.4	90.5	142.4
Other Forms of Heart Disease (420-429)	92	83	9	103.3	102.9	106.8
Cerebrovascular Disease (430-438)	53	49	4	59.5	60.8	47.5
Diseases of The Arteries And Capillaries (440-448)	6	5	1	6.7	6.2	11.9

SELECTED VITAL STATISTICS BY RACE, BY COUNTY, 1988

ITEM	HALL					
	NUMBER			RATE		
	Total	White	Black	Total	White	Black
Cause of Death (Continued)						
Diseases of The Respiratory System (460-519)	62	61	1	69.6	75.6	11.9
Influenza and Pneumonia (480-487)	25	24	1	28.1	29.8	11.9
Chronic Obstructive Pulmonary Disease (490-496)	28	28	0	31.4	34.7	0.0
Diseases of The Digestive System (520-579)	25	20	5	28.1	24.8	59.3
Chronic Liver Disease And Cirrhosis (571)	17	13	4	19.1	16.1	47.5
Disease of The Genitourinary System (580-629)	10	10	0	11.2	12.4	0.0
Complications Of Pregnancy, Childbirth, And The Puerperium (630-676)	0	0	0	0.0	0.0	0.0
Diseases Of The Skin (680-709)	0	0	0	0.0	0.0	0.0
Diseases Of The Musculoskeletal System (710-739)	0	0	0	0.0	0.0	0.0
Congenital Anomalies (740-759)	3	2	1	3.4	2.5	11.9
Certain Conditions Originating In The Perinatal Period (760-779)	5	4	1	5.6	5.0	11.9
Disorders Relating To Short Gestation (765)	1	0	1	1.1	0.0	11.9
Symptoms, Signs, and Ill Defined Conditions (780-799)	5	4	1	5.6	5.0	11.9
SIDS (798)	2	2	0	2.2	2.5	0.0
Injury And Poisoning (E800-E999)	62	50	11	69.6	62.0	130.5
Motor Vehicle Accidents (E810-E825)	25	22	3	28.1	27.3	35.6
All Other Accidents (E800-E807, E826-E949)	20	14	6	22.5	17.4	71.2
Suicides (E950-E959)	13	12	0	14.6	14.9	0.0
Homicides (E960-E969)	4	2	2	4.5	2.5	23.7

SELECTED VITAL STATISTICS BY RACE, BY COUNTY, 1988

ITEM	HANCOCK					
	NUMBER			RATE		
	Total	White	Black	Total	White	Black
TOTAL DEATHS	111	39	72	11.3	18.1	9.4
Lifestages						
INFANCY (<1)	0	0	0	0.0	0.0	0.0
NEONATAL	0	0	0	0.0	0.0	0.0
POST-NEONATAL	0	0	0	0.0	0.0	0.0
EARLY CHILDHOOD (1-4)	0	0	0	0.0	0.0	0.0
LATER CHILDHOOD (5-14)	1	0	1	52.2	0.0	59.6
ADOLESCENCE (15-19)	0	0	0	0.0	0.0	0.0
EARLY ADULTHOOD (20-29)	3	0	3	205.2	0.0	249.8
YOUNG ADULTHOOD (30-44)	6	1	5	407.9	313.5	434.0
MIDDLE ADULTHOOD (45-59)	16	1	15	1284.1	257.7	1748.3
LATER ADULTHOOD (60-74)	28	11	17	2163.8	2306.1	2080.8
OLDER ADULTHOOD (>74)	57	26	31	10420.5	11711.7	9538.5
Cause of Death						
Infectious and Parasitic Diseases (001-139)	2	1	1	20.3	46.4	13.0
Neoplasms (140-239)	22	7	15	223.7	324.8	195.3
Malignant Neoplasms (140-208)	22	7	15	223.7	324.8	195.3
Stomach (151)	2	2	0	20.3	92.8	0.0
Colon (153)	1	0	1	10.2	0.0	13.0
Pancreas (157)	3	1	2	30.5	46.4	26.0
Trachea, Bronchus and Lung (162)	5	1	4	50.8	46.4	52.1
Breast (174-175)	2	1	1	20.3	46.4	13.0
Ovary (183)	0	0	0	0.0	0.0	0.0
Prostate (185)	6	1	5	61.0	46.4	65.1
Leukemia (204-208)	0	0	0	0.0	0.0	0.0
All Other Malignant Sites	3	1	2	30.5	46.4	26.0
Endocrine, Nutritional and Metabolic Diseases (240-279)	6	1	5	61.0	46.4	65.1
Diabetes Mellitus (250)	3	1	2	30.5	46.4	26.0
Diseases of Blood and Blood-Forming Organs (280-289)	1	0	1	10.2	0.0	13.0
Mental Disorders (290-319)	1	1	0	10.2	46.4	0.0
Diseases of the Nervous System and Sense Organs (320-389)	0	0	0	0.0	0.0	0.0
Diseases of the Circulatory System (390-459)	51	19	32	518.5	881.7	416.6
Hypertensive Diseases (401-405)	4	0	4	40.7	0.0	52.1
Ischaemic Heart Disease (410-414)	17	7	10	172.8	324.8	130.2
Acute Myocardial Infarction (410)	9	3	6	91.5	139.2	78.1
Other Forms of Heart Disease (420-429)	23	8	15	233.8	371.2	195.3
Cerebrovascular Disease (430-438)	7	4	3	71.2	185.6	39.1
Diseases of The Arteries And Capillaries (440-448)	0	0	0	0.0	0.0	0.0

SELECTED VITAL STATISTICS BY RACE, BY COUNTY, 1988

ITEM	HANCOCK					
	NUMBER			RATE		
	Total	White	Black	Total	White	Black
Cause of Death (Continued)						
Diseases of The Respiratory System (460-519)	7	2	5	71.2	92.8	65.1
Influenza and Pneumonia (480-487)	4	1	3	40.7	46.4	39.1
Chronic Obstructive Pulmonary Disease (490-496)	1	1	0	10.2	46.4	0.0
Diseases of The Digestive System (520-579)	3	1	2	30.5	46.4	26.0
Chronic Liver Disease And Cirrhosis (571)	0	0	0	0.0	0.0	0.0
Disease of The Genitourinary System (580-629)	6	4	2	61.0	185.6	26.0
Complications Of Pregnancy, Childbirth, And The Puerperium (630-676)	0	0	0	0.0	0.0	0.0
Diseases Of The Skin (680-709)	1	0	1	10.2	0.0	13.0
Diseases Of The Musculoskeletal System (710-739)	1	0	1	10.2	0.0	13.0
Congenital Anomalies (740-759)	0	0	0	0.0	0.0	0.0
Certain Conditions Originating In The Perinatal Period (760-779)	0	0	0	0.0	0.0	0.0
Disorders Relating To Short Gestation (765)	0	0	0	0.0	0.0	0.0
Symptoms, Signs, and Ill Defined Conditions (780-799)	1	1	0	10.2	46.4	0.0
SIDS (798)	0	0	0	0.0	0.0	0.0
Injury And Poisoning (E800-E999)	9	2	7	91.5	92.8	91.1
Motor Vehicle Accidents (E810-E825)	4	1	3	40.7	46.4	39.1
All Other Accidents (E800-E807, E826-E949)	1	0	1	10.2	0.0	13.0
Suicides (E950-E959)	1	0	1	10.2	0.0	13.0
Homicides (E960-E969)	3	1	2	30.5	46.4	26.0

SELECTED VITAL STATISTICS BY RACE, BY COUNTY, 1988

ITEM	HARALSON					
	NUMBER			RATE		
	Total	White	Black	Total	White	Black
TOTAL DEATHS	194	176	18	9.3	9.1	11.5
Lifestages						
INFANCY (<1)	3	2	1	9.6	6.8	52.6
NEONATAL	3	2	1	9.6	6.8	52.6
POST-NEONATAL	0	0	0	0.0	0.0	0.0
EARLY CHILDHOOD (1-4)	0	0	0	0.0	0.0	0.0
LATER CHILDHOOD (5-14)	1	0	1	27.6	0.0	274.0
ADOLESCENCE (15-19)	1	1	0	52.4	57.7	0.0
EARLY ADULTHOOD (20-29)	4	4	0	135.1	146.6	0.0
YOUNG ADULTHOOD (30-44)	11	8	3	272.7	211.2	1219.5
MIDDLE ADULTHOOD (45-59)	27	20	7	808.1	635.9	3571.4
LATER ADULTHOOD (60-74)	61	58	3	2289.8	2297.0	2158.3
OLDER ADULTHOOD (>74)	86	83	3	8838.6	9181.4	4347.8
Cause of Death						
Infectious and Parasitic Diseases (001-139)	0	0	0	0.0	0.0	0.0
Neoplasms (140-239)	46	44	2	220.2	227.7	127.6
Malignant Neoplasms (140-208)	45	43	2	215.4	222.5	127.6
Stomach (151)	0	0	0	0.0	0.0	0.0
Colon (153)	2	2	0	9.6	10.4	0.0
Pancreas (157)	2	2	0	9.6	10.4	0.0
Trachea, Bronchus and Lung (162)	11	11	0	52.7	56.9	0.0
Breast (174-175)	1	0	1	4.8	0.0	63.8
Ovary (183)	1	0	1	4.8	0.0	63.8
Prostate (185)	4	4	0	19.1	20.7	0.0
Leukemia (204-208)	2	2	0	9.6	10.4	0.0
All Other Malignant Sites	22	22	0	105.3	113.9	0.0
Endocrine, Nutritional and Metabolic Diseases (240-279)	2	2	0	9.6	10.4	0.0
Diabetes Mellitus (250)	1	1	0	4.8	5.2	0.0
Diseases of Blood and Blood-Forming Organs (280-289)	0	0	0	0.0	0.0	0.0
Mental Disorders (290-319)	0	0	0	0.0	0.0	0.0
Diseases of the Nervous System and Sense Organs (320-389)	1	1	0	4.8	5.2	0.0
Diseases of the Circulatory System (390-459)	79	70	9	378.2	362.3	574.0
Hypertensive Diseases (401-405)	2	1	1	9.6	5.2	63.8
Ischaemic Heart Disease (410-414)	41	37	4	196.3	191.5	255.1
Acute Myocardial Infarction (410)	28	25	3	134.0	129.4	191.3
Other Forms of Heart Disease (420-429)	16	14	2	76.6	72.5	127.6
Cerebrovascular Disease (430-438)	12	11	1	57.4	56.9	63.8
Diseases of The Arteries And Capillaries (440-448)	7	7	0	33.5	36.2	0.0

SELECTED VITAL STATISTICS BY RACE, BY COUNTY, 1988

ITEM	HARALSON					
	NUMBER			RATE		
	Total	White	Black	Total	White	Black
Cause of Death (Continued)						
Diseases of The Respiratory System (460-519)	27	27	0	129.2	139.7	0.0
Influenza and Pneumonia (480-487)	13	13	0	62.2	67.3	0.0
Chronic Obstructive Pulmonary Disease (490-496)	10	10	0	47.9	51.8	0.0
Diseases of The Digestive System (520-579)	12	10	2	57.4	51.8	127.6
Chronic Liver Disease And Cirrhosis (571)	4	4	0	19.1	20.7	0.0
Disease of The Genitourinary System (580-629)	5	5	0	23.9	25.9	0.0
Complications Of Pregnancy, Childbirth, And The Puerperium (630-676)	0	0	0	0.0	0.0	0.0
Diseases Of The Skin (680-709)	1	1	0	4.8	5.2	0.0
Diseases Of The Musculoskeletal System (710-739)	0	0	0	0.0	0.0	0.0
Congenital Anomalies (740-759)	1	1	0	4.8	5.2	0.0
Certain Conditions Originating In The Perinatal Period (760-779)	2	1	1	9.6	5.2	63.8
Disorders Relating To Short Gestation (765)	1	1	0	4.8	5.2	0.0
Symptoms, Signs, and Ill Defined Conditions (780-799)	0	0	0	0.0	0.0	0.0
SIDS (798)	0	0	0	0.0	0.0	0.0
Injury And Poisoning (E800-E999)	18	14	4	86.2	72.5	255.1
Motor Vehicle Accidents (E810-E825)	8	5	3	38.3	25.9	191.3
All Other Accidents (E800-E807, E826-E949)	6	6	0	28.7	31.1	0.0
Suicides (E950-E959)	2	2	0	9.6	10.4	0.0
Homicides (E960-E969)	2	1	1	9.6	5.2	63.8

SELECTED VITAL STATISTICS BY RACE, BY COUNTY, 1988

ITEM	HARRIS					
	NUMBER			RATE		
	Total	White	Black	Total	White	Black
TOTAL DEATHS	150	96	54	8.4	8.3	8.7
Lifestages						
INFANCY (<1)	1	1	0	4.3	6.0	0.0
NEONATAL	1	1	0	4.3	6.0	0.0
POST-NEONATAL	0	0	0	0.0	0.0	0.0
EARLY CHILDHOOD (1-4)	1	1	0	100.4	174.2	0.0
LATER CHILDHOOD (5-14)	2	1	1	71.1	58.2	91.4
ADOLESCENCE (15-19)	2	0	2	116.9	0.0	271.0
EARLY ADULTHOOD (20-29)	3	1	2	118.2	65.2	199.2
YOUNG ADULTHOOD (30-44)	11	7	4	327.8	290.3	423.3
MIDDLE ADULTHOOD (45-59)	23	14	9	729.5	640.4	930.7
LATER ADULTHOOD (60-74)	58	38	20	2603.2	2465.9	2911.2
OLDER ADULTHOOD (>74)	49	33	16	6388.5	6600.0	5992.5
Cause of Death						
Infectious and Parasitic Diseases (001-139)	1	1	0	5.6	8.6	0.0
Neoplasms (140-239)	39	31	8	219.2	267.2	129.2
Malignant Neoplasms (140-208)	39	31	8	219.2	267.2	129.2
Stomach (151)	2	1	1	11.2	8.6	16.2
Colon (153)	4	4	0	22.5	34.5	0.0
Pancreas (157)	1	1	0	5.6	8.6	0.0
Trachea, Bronchus and Lung (162)	15	12	3	84.3	103.4	48.5
Breast (174-175)	1	1	0	5.6	8.6	0.0
Ovary (183)	1	1	0	5.6	8.6	0.0
Prostate (185)	3	2	1	16.9	17.2	16.2
Leukemia (204-208)	1	1	0	5.6	8.6	0.0
All Other Malignant Sites	11	8	3	61.8	69.0	48.5
Endocrine, Nutritional and Metabolic Diseases (240-279)	7	4	3	39.3	34.5	48.5
Diabetes Mellitus (250)	4	3	1	22.5	25.9	16.2
Diseases of Blood and Blood-Forming Organs (280-289)	1	1	0	5.6	8.6	0.0
Mental Disorders (290-319)	1	1	0	5.6	8.6	0.0
Diseases of the Nervous System and Sense Organs (320-389)	0	0	0	0.0	0.0	0.0
Diseases of the Circulatory System (390-459)	64	37	27	359.7	318.9	436.1
Hypertensive Diseases (401-405)	7	1	6	39.3	8.6	96.9
Ischaemic Heart Disease (410-414)	27	19	8	151.7	163.8	129.2
Acute Myocardial Infarction (410)	10	6	4	56.2	51.7	64.6
Other Forms of Heart Disease (420-429)	17	9	8	95.5	77.6	129.2
Cerebrovascular Disease (430-438)	9	5	4	50.6	43.1	64.6
Diseases of The Arteries And Capillaries (440-448)	3	3	0	16.9	25.9	0.0

SELECTED VITAL STATISTICS BY RACE, BY COUNTY, 1988

ITEM	HARRIS					
	NUMBER			RATE		
	Total	White	Black	Total	White	Black
Cause of Death (Continued)						
Diseases of The Respiratory System (460-519)	8	7	1	45.0	60.3	16.2
Influenza and Pneumonia (480-487)	2	1	1	11.2	8.6	16.2
Chronic Obstructive Pulmonary Disease (490-496)	5	5	0	28.1	43.1	0.0
Diseases of The Digestive System (520-579)	4	1	3	22.5	8.6	48.5
Chronic Liver Disease And Cirrhosis (571)	1	1	0	5.6	8.6	0.0
Disease of The Genitourinary System (580-629)	3	1	2	16.9	8.6	32.3
Complications Of Pregnancy, Childbirth, And The Puerperium (630-676)	0	0	0	0.0	0.0	0.0
Diseases Of The Skin (680-709)	0	0	0	0.0	0.0	0.0
Diseases Of The Musculoskeletal System (710-739)	0	0	0	0.0	0.0	0.0
Congenital Anomalies (740-759)	0	0	0	0.0	0.0	0.0
Certain Conditions Originating In The Perinatal Period (760-779)	1	1	0	5.6	8.6	0.0
Disorders Relating To Short Gestation (765)	0	0	0	0.0	0.0	0.0
Symptoms, Signs, and Ill Defined Conditions (780-799)	2	1	1	11.2	8.6	16.2
SIDS (798)	0	0	0	0.0	0.0	0.0
Injury And Poisoning (E800-E999)	19	10	9	106.8	86.2	145.4
Motor Vehicle Accidents (E810-E825)	11	3	8	61.8	25.9	129.2
All Other Accidents (E800-E807, E826-E949)	6	5	1	33.7	43.1	16.2
Suicides (E950-E959)	0	0	0	0.0	0.0	0.0
Homicides (E960-E969)	2	2	0	11.2	17.2	0.0

SELECTED VITAL STATISTICS BY RACE, BY COUNTY, 1988

ITEM	HART					
	NUMBER			RATE		
	Total	White	Black	Total	White	Black
TOTAL DEATHS	225	191	34	11.1	12.1	7.6
Lifestages						
INFANCY (<1)	2	1	1	8.6	5.8	16.7
NEONATAL	0	0	0	0.0	0.0	0.0
POST-NEONATAL	2	1	1	8.6	5.8	16.7
EARLY CHILDHOOD (1-4)	1	1	0	84.6	123.9	0.0
LATER CHILDHOOD (5-14)	1	1	0	29.1	42.4	0.0
ADOLESCENCE (15-19)	1	1	0	57.3	79.9	0.0
EARLY ADULTHOOD (20-29)	12	9	3	415.4	416.1	413.2
YOUNG ADULTHOOD (30-44)	8	6	2	223.2	210.2	274.0
MIDDLE ADULTHOOD (45-59)	25	16	9	827.3	613.7	2168.7
LATER ADULTHOOD (60-74)	80	71	9	2715.5	2830.9	2054.8
OLDER ADULTHOOD (>74)	95	85	10	8037.2	8284.6	6410.2
Cause of Death						
Infectious and Parasitic Diseases (001-139)	5	5	0	24.7	31.7	0.0
Neoplasms (140-239)	50	39	11	247.2	247.6	245.9
Malignant Neoplasms (140-208)	50	39	11	247.2	247.6	245.9
Stomach (151)	0	0	0	0.0	0.0	0.0
Colon (153)	5	5	0	24.7	31.7	0.0
Pancreas (157)	3	3	0	14.8	19.0	0.0
Trachea, Bronchus and Lung (162)	12	11	1	59.3	69.8	22.4
Breast (174-175)	7	6	1	34.6	38.1	22.4
Ovary (183)	0	0	0	0.0	0.0	0.0
Prostate (185)	3	2	1	14.8	12.7	22.4
Leukemia (204-208)	2	1	1	9.9	6.3	22.4
All Other Malignant Sites	18	11	7	89.0	69.8	156.5
Endocrine, Nutritional and Metabolic Diseases (240-279)	4	2	2	19.8	12.7	44.7
Diabetes Mellitus (250)	4	2	2	19.8	12.7	44.7
Diseases of Blood and Blood-Forming Organs (280-289)	2	1	1	9.9	6.3	22.4
Mental Disorders (290-319)	4	4	0	19.8	25.4	0.0
Diseases of the Nervous System and Sense Organs (320-389)	7	7	0	34.6	44.4	0.0
Diseases of the Circulatory System (390-459)	89	78	11	440.1	495.2	245.9
Hypertensive Diseases (401-405)	1	1	0	4.9	6.3	0.0
Ischaemic Heart Disease (410-414)	57	50	7	281.8	317.5	156.5
Acute Myocardial Infarction (410)	41	35	6	202.7	222.2	134.1
Other Forms of Heart Disease (420-429)	17	14	3	84.1	88.9	67.1
Cerebrovascular Disease (430-438)	9	8	1	44.5	50.8	22.4
Diseases of The Arteries And Capillaries (440-448)	3	3	0	14.8	19.0	0.0

SELECTED VITAL STATISTICS BY RACE, BY COUNTY, 1988

ITEM	HART					
	NUMBER			RATE		
	Total	White	Black	Total	White	Black
Cause of Death (Continued)						
Diseases of The Respiratory System (460-519)	22	22	0	108.8	139.7	0.0
Influenza and Pneumonia (480-487)	14	14	0	69.2	88.9	0.0
Chronic Obstructive Pulmonary Disease (490-496)	7	7	0	34.6	44.4	0.0
Diseases of The Digestive System (520-579)	6	5	1	29.7	31.7	22.4
Chronic Liver Disease And Cirrhosis (571)	1	1	0	4.9	6.3	0.0
Disease of The Genitourinary System (580-629)	6	5	1	29.7	31.7	22.4
Complications Of Pregnancy, Childbirth, And The Puerperium (630-676)	0	0	0	0.0	0.0	0.0
Diseases Of The Skin (680-709)	1	0	1	4.9	0.0	22.4
Diseases Of The Musculoskeletal System (710-739)	0	0	0	0.0	0.0	0.0
Congenital Anomalies (740-759)	2	1	1	9.9	6.3	22.4
Certain Conditions Originating In The Perinatal Period (760-779)	0	0	0	0.0	0.0	0.0
Disorders Relating To Short Gestation (765)	0	0	0	0.0	0.0	0.0
Symptoms, Signs, and Ill Defined Conditions (780-799)	0	0	0	0.0	0.0	0.0
SIDS (798)	0	0	0	0.0	0.0	0.0
Injury And Poisoning (E800-E999)	27	22	5	133.5	139.7	111.8
Motor Vehicle Accidents (E810-E825)	11	9	2	54.4	57.1	44.7
All Other Accidents (E800-E807, E826-E949)	12	9	3	59.3	57.1	67.1
Suicides (E950-E959)	3	3	0	14.8	19.0	0.0
Homicides (E960-E969)	0	0	0	0.0	0.0	0.0

SELECTED VITAL STATISTICS BY RACE, BY COUNTY, 1988

ITEM	HEARD					
	NUMBER			RATE		
	Total	White	Black	Total	White	Black
TOTAL DEATHS	80	66	14	11.2	11.2	11.2
Lifestages						
INFANCY (<1)	2	1	1	19.0	11.2	62.5
NEONATAL	0	0	0	0.0	0.0	0.0
POST-NEONATAL	2	1	1	19.0	11.2	62.5
EARLY CHILDHOOD (1-4)	0	0	0	0.0	0.0	0.0
LATER CHILDHOOD (5-14)	0	0	0	0.0	0.0	0.0
ADOLESCENCE (15-19)	0	0	0	0.0	0.0	0.0
EARLY ADULTHOOD (20-29)	3	2	1	280.9	235.3	458.7
YOUNG ADULTHOOD (30-44)	4	3	1	315.2	282.8	480.8
MIDDLE ADULTHOOD (45-59)	10	9	1	952.4	984.7	735.3
LATER ADULTHOOD (60-74)	28	23	5	2978.7	2725.1	5208.3
OLDER ADULTHOOD (>74)	33	28	5	9065.9	8642.0	12500.0
Cause of Death						
Infectious and Parasitic Diseases (001-139)	0	0	0	0.0	0.0	0.0
Neoplasms (140-239)	14	13	1	196.0	220.7	79.8
Malignant Neoplasms (140-208)	14	13	1	196.0	220.7	79.8
Stomach (151)	0	0	0	0.0	0.0	0.0
Colon (153)	0	0	0	0.0	0.0	0.0
Pancreas (157)	1	1	0	14.0	17.0	0.0
Trachea, Bronchus and Lung (162)	2	2	0	28.0	34.0	0.0
Breast (174-175)	2	1	1	28.0	17.0	79.8
Ovary (183)	0	0	0	0.0	0.0	0.0
Prostate (185)	1	1	0	14.0	17.0	0.0
Leukemia (204-208)	0	0	0	0.0	0.0	0.0
All Other Malignant Sites	8	8	0	112.0	135.8	0.0
Endocrine, Nutritional and Metabolic Diseases (240-279)	1	0	1	14.0	0.0	79.8
Diabetes Mellitus (250)	1	0	1	14.0	0.0	79.8
Diseases of Blood and Blood-Forming Organs (280-289)	0	0	0	0.0	0.0	0.0
Mental Disorders (290-319)	0	0	0	0.0	0.0	0.0
Diseases of the Nervous System and Sense Organs (320-389)	1	1	0	14.0	17.0	0.0
Diseases of the Circulatory System (390-459)	48	39	9	672.0	662.1	718.3
Hypertensive Diseases (401-405)	1	1	0	14.0	17.0	0.0
Ischaemic Heart Disease (410-414)	17	14	3	238.0	237.7	239.4
Acute Myocardial Infarction (410)	12	10	2	168.0	169.8	159.6
Other Forms of Heart Disease (420-429)	18	16	2	252.0	271.6	159.6
Cerebrovascular Disease (430-438)	11	8	3	154.0	135.8	239.4
Diseases of The Arteries And Capillaries (440-448)	0	0	0	0.0	0.0	0.0

SELECTED VITAL STATISTICS BY RACE, BY COUNTY, 1988

ITEM	HEARD					
	NUMBER			RATE		
	Total	White	Black	Total	White	Black
Cause of Death (Continued)						
Diseases of The Respiratory System (460-519)	4	4	0	56.0	67.9	0.0
Influenza and Pneumonia (480-487)	3	3	0	42.0	50.9	0.0
Chronic Obstructive Pulmonary Disease (490-496)	0	0	0	0.0	0.0	0.0
Diseases of The Digestive System (520-579)	2	2	0	28.0	34.0	0.0
Chronic Liver Disease And Cirrhosis (571)	0	0	0	0.0	0.0	0.0
Disease of The Genitourinary System (580-629)	2	1	1	28.0	17.0	79.8
Complications Of Pregnancy, Childbirth, And The Puerperium (630-676)	0	0	0	0.0	0.0	0.0
Diseases Of The Skin (680-709)	0	0	0	0.0	0.0	0.0
Diseases Of The Musculoskeletal System (710-739)	0	0	0	0.0	0.0	0.0
Congenital Anomalies (740-759)	1	1	0	14.0	17.0	0.0
Certain Conditions Originating In The Perinatal Period (760-779)	1	0	1	14.0	0.0	79.8
Disorders Relating To Short Gestation (765)	0	0	0	0.0	0.0	0.0
Symptoms, Signs, and Ill Defined Conditions (780-799)	1	1	0	14.0	17.0	0.0
SIDS (798)	1	1	0	14.0	17.0	0.0
Injury And Poisoning (E800-E999)	5	4	1	70.0	67.9	79.8
Motor Vehicle Accidents (E810-E825)	2	1	1	28.0	17.0	79.8
All Other Accidents (E800-E807, E826-E949)	2	2	0	28.0	34.0	0.0
Suicides (E950-E959)	1	1	0	14.0	17.0	0.0
Homicides (E960-E969)	0	0	0	0.0	0.0	0.0

SELECTED VITAL STATISTICS BY RACE, BY COUNTY, 1988

ITEM	HENRY					
	NUMBER			RATE		
	Total	White	Black	Total	White	Black
TOTAL DEATHS	366	309	57	8.0	8.3	6.8
Lifestages						
INFANCY (<1)	3	2	1	3.4	2.5	11.4
NEONATAL	2	1	1	2.3	1.3	11.4
POST-NEONATAL	1	1	0	1.1	1.3	0.0
EARLY CHILDHOOD (1-4)	2	2	0	75.5	95.5	0.0
LATER CHILDHOOD (5-14)	5	5	0	64.0	81.2	0.0
ADOLESCENCE (15-19)	5	4	1	121.6	132.2	92.0
EARLY ADULTHOOD (20-29)	10	8	2	138.1	136.2	146.4
YOUNG ADULTHOOD (30-44)	24	19	5	253.2	235.0	358.9
MIDDLE ADULTHOOD (45-59)	47	39	8	676.5	654.9	805.6
LATER ADULTHOOD (60-74)	123	108	15	2570.5	2786.4	1650.2
OLDER ADULTHOOD (>74)	147	122	25	8887.5	9131.7	7861.6
Cause of Death						
Infectious and Parasitic Diseases (001-139)	5	5	0	11.0	13.4	0.0
Neoplasms (140-239)	95	84	11	208.5	225.9	131.4
Malignant Neoplasms (140-208)	94	83	11	206.3	223.2	131.4
Stomach (151)	1	0	1	2.2	0.0	11.9
Colon (153)	8	5	3	17.6	13.4	35.8
Pancreas (157)	2	2	0	4.4	5.4	0.0
Trachea, Bronchus and Lung (162)	36	33	3	79.0	88.7	35.8
Breast (174-175)	7	6	1	15.4	16.1	11.9
Ovary (183)	0	0	0	0.0	0.0	0.0
Prostate (185)	8	8	0	17.6	21.5	0.0
Leukemia (204-208)	0	0	0	0.0	0.0	0.0
All Other Malignant Sites	32	29	3	70.2	78.0	35.8
Endocrine, Nutritional and Metabolic Diseases (240-279)	8	6	2	17.6	16.1	23.9
Diabetes Mellitus (250)	5	3	2	11.0	8.1	23.9
Diseases of Blood and Blood-Forming Organs (280-289)	1	1	0	2.2	2.7	0.0
Mental Disorders (290-319)	2	1	1	4.4	2.7	11.9
Diseases of the Nervous System and Sense Organs (320-389)	5	5	0	11.0	13.4	0.0
Diseases of the Circulatory System (390-459)	156	129	27	342.4	346.9	322.5
Hypertensive Diseases (401-405)	3	2	1	6.6	5.4	11.9
Ischaemic Heart Disease (410-414)	85	69	16	186.6	185.5	191.1
Acute Myocardial Infarction (410)	59	45	14	129.5	121.0	167.2
Other Forms of Heart Disease (420-429)	34	31	3	74.6	83.4	35.8
Cerebrovascular Disease (430-438)	27	21	6	59.3	56.5	71.7
Diseases of The Arteries And Capillaries (440-448)	5	5	0	11.0	13.4	0.0

SELECTED VITAL STATISTICS BY RACE, BY COUNTY, 1988

ITEM	HENRY					
	NUMBER			RATE		
	Total	White	Black	Total	White	Black
Cause of Death (Continued)						
Diseases of The Respiratory System (460-519)	30	26	4	65.9	69.9	47.8
Influenza and Pneumonia (480-487)	6	5	1	13.2	13.4	11.9
Chronic Obstructive Pulmonary Disease (490-496)	20	18	2	43.9	48.4	23.9
Diseases of The Digestive System (520-579)	8	6	2	17.6	16.1	23.9
Chronic Liver Disease And Cirrhosis (571)	2	1	1	4.4	2.7	11.9
Disease of The Genitourinary System (580-629)	7	6	1	15.4	16.1	11.9
Complications Of Pregnancy, Childbirth, And The Puerperium (630-676)	0	0	0	0.0	0.0	0.0
Diseases Of The Skin (680-709)	2	1	1	4.4	2.7	11.9
Diseases Of The Musculoskeletal System (710-739)	1	1	0	2.2	2.7	0.0
Congenital Anomalies (740-759)	0	0	0	0.0	0.0	0.0
Certain Conditions Originating In The Perinatal Period (760-779)	2	1	1	4.4	2.7	11.9
Disorders Relating To Short Gestation (765)	0	0	0	0.0	0.0	0.0
Symptoms, Signs, and Ill Defined Conditions (780-799)	1	1	0	2.2	2.7	0.0
SIDS (798)	0	0	0	0.0	0.0	0.0
Injury And Poisoning (E800-E999)	43	36	7	94.4	96.8	83.6
Motor Vehicle Accidents (E810-E825)	17	15	2	37.3	40.3	23.9
All Other Accidents (E800-E807, E826-E949)	11	8	3	24.1	21.5	35.8
Suicides (E950-E959)	9	9	0	19.8	24.2	0.0
Homicides (E960-E969)	6	4	2	13.2	10.8	23.9

SELECTED VITAL STATISTICS BY RACE, BY COUNTY, 1988

ITEM	HOUSTON					
	NUMBER			RATE		
	Total	White	Black	Total	White	Black
TOTAL DEATHS	522	414	107	5.8	5.9	5.4
Lifestages						
INFANCY (<1)	17	10	7	11.9	9.8	18.3
NEONATAL	12	6	6	8.4	5.9	15.7
POST-NEONATAL	5	4	1	3.5	3.9	2.6
EARLY CHILDHOOD (1-4)	2	1	1	33.9	24.8	53.1
LATER CHILDHOOD (5-14)	1	1	0	6.4	8.8	0.0
ADOLESCENCE (15-19)	4	2	2	42.2	27.8	88.0
EARLY ADULTHOOD (20-29)	14	12	1	85.7	97.2	25.1
YOUNG ADULTHOOD (30-44)	35	23	12	185.6	149.4	347.0
MIDDLE ADULTHOOD (45-59)	69	56	13	498.8	462.7	751.9
LATER ADULTHOOD (60-74)	210	171	39	3052.3	3046.0	3080.6
OLDER ADULTHOOD (>74)	170	138	32	8495.7	8840.5	7272.7
Cause of Death						
Infectious and Parasitic Diseases (001-139)	8	7	1	8.9	9.9	5.1
Neoplasms (140-239)	123	101	22	136.2	143.1	111.7
Malignant Neoplasms (140-208)	119	97	22	131.8	137.4	111.7
Stomach (151)	5	4	1	5.5	5.7	5.1
Colon (153)	12	8	4	13.3	11.3	20.3
Pancreas (157)	6	5	1	6.6	7.1	5.1
Trachea, Bronchus and Lung (162)	35	28	7	38.8	39.7	35.5
Breast (174-175)	14	11	3	15.5	15.6	15.2
Ovary (183)	2	2	0	2.2	2.8	0.0
Prostate (185)	5	3	2	5.5	4.2	10.2
Leukemia (204-208)	5	5	0	5.5	7.1	0.0
All Other Malignant Sites	35	31	4	38.8	43.9	20.3
Endocrine, Nutritional and Metabolic Diseases (240-279)	10	8	2	11.1	11.3	10.2
Diabetes Mellitus (250)	5	4	1	5.5	5.7	5.1
Diseases of Blood and Blood-Forming Organs (280-289)	2	2	0	2.2	2.8	0.0
Mental Disorders (290-319)	2	2	0	2.2	2.8	0.0
Diseases of the Nervous System and Sense Organs (320-389)	5	5	0	5.5	7.1	0.0
Diseases of the Circulatory System (390-459)	220	166	54	243.6	235.1	274.2
Hypertensive Diseases (401-405)	5	5	0	5.5	7.1	0.0
Ischaemic Heart Disease (410-414)	100	81	19	110.7	114.7	96.5
Acute Myocardial Infarction (410)	54	47	7	59.8	66.6	35.5
Other Forms of Heart Disease (420-429)	70	46	24	77.5	65.2	121.9
Cerebrovascular Disease (430-438)	33	26	7	36.5	36.8	35.5
Diseases of The Arteries And Capillaries (440-448)	8	7	1	8.9	9.9	5.1

SELECTED VITAL STATISTICS BY RACE, BY COUNTY, 1988

ITEM	HOUSTON					
	NUMBER			RATE		
	Total	White	Black	Total	White	Black
Cause of Death (Continued)						
Diseases of The Respiratory System (460-519)	49	42	7	54.3	59.5	35.5
Influenza and Pneumonia (480-487)	20	17	3	22.1	24.1	15.2
Chronic Obstructive Pulmonary Disease (490-496)	20	18	2	22.1	25.5	10.2
Diseases of The Digestive System (520-579)	20	18	2	22.1	25.5	10.2
Chronic Liver Disease And Cirrhosis (571)	10	9	1	11.1	12.7	5.1
Disease of The Genitourinary System (580-629)	17	13	4	18.8	18.4	20.3
Complications Of Pregnancy, Childbirth, And The Puerperium (630-676)	0	0	0	0.0	0.0	0.0
Diseases Of The Skin (680-709)	1	1	0	1.1	1.4	0.0
Diseases Of The Musculoskeletal System (710-739)	1	1	0	1.1	1.4	0.0
Congenital Anomalies (740-759)	5	4	1	5.5	5.7	5.1
Certain Conditions Originating In The Perinatal Period (760-779)	9	4	5	10.0	5.7	25.4
Disorders Relating To Short Gestation (765)	0	0	0	0.0	0.0	0.0
Symptoms, Signs, and Ill Defined Conditions (780-799)	3	2	1	3.3	2.8	5.1
SIDS (798)	1	1	0	1.1	1.4	0.0
Injury And Poisoning (E800-E999)	47	38	8	52.1	53.8	40.6
Motor Vehicle Accidents (E810-E825)	18	18	0	19.9	25.5	0.0
All Other Accidents (E800-E807, E826-E949)	7	4	2	7.8	5.7	10.2
Suicides (E950-E959)	13	11	2	14.4	15.6	10.2
Homicides (E960-E969)	9	5	4	10.0	7.1	20.3

SELECTED VITAL STATISTICS BY RACE, BY COUNTY, 1988

ITEM	IRWIN					
	NUMBER			RATE		
	Total	White	Black	Total	White	Black
TOTAL DEATHS	78	55	23	8.2	8.4	7.8
Lifestages						
INFANCY (<1)	1	0	1	9.7	0.0	23.3
NEONATAL	0	0	0	0.0	0.0	0.0
POST-NEONATAL	1	0	1	9.7	0.0	23.3
EARLY CHILDHOOD (1-4)	2	0	2	321.5	0.0	732.6
LATER CHILDHOOD (5-14)	1	1	0	60.2	104.9	0.0
ADOLESCENCE (15-19)	2	2	0	219.8	369.0	0.0
EARLY ADULTHOOD (20-29)	5	1	4	392.8	117.2	952.4
YOUNG ADULTHOOD (30-44)	5	1	4	311.1	84.6	941.2
MIDDLE ADULTHOOD (45-59)	5	3	2	360.2	283.0	609.8
LATER ADULTHOOD (60-74)	23	19	4	1600.6	1652.2	1393.7
OLDER ADULTHOOD (>74)	34	28	6	6488.5	6666.7	5769.2
Cause of Death						
Infectious and Parasitic Diseases (001-139)	3	0	3	31.5	0.0	101.5
Neoplasms (140-239)	18	16	2	189.0	243.6	67.7
Malignant Neoplasms (140-208)	18	16	2	189.0	243.6	67.7
Stomach (151)	1	1	0	10.5	15.2	0.0
Colon (153)	2	1	1	21.0	15.2	33.8
Pancreas (157)	2	2	0	21.0	30.4	0.0
Trachea, Bronchus and Lung (162)	6	6	0	63.0	91.3	0.0
Breast (174-175)	1	1	0	10.5	15.2	0.0
Ovary (183)	0	0	0	0.0	0.0	0.0
Prostate (185)	1	1	0	10.5	15.2	0.0
Leukemia (204-208)	0	0	0	0.0	0.0	0.0
All Other Malignant Sites	5	4	1	52.5	60.9	33.8
Endocrine, Nutritional and Metabolic Diseases (240-279)	2	2	0	21.0	30.4	0.0
Diabetes Mellitus (250)	2	2	0	21.0	30.4	0.0
Diseases of Blood and Blood-Forming Organs (280-289)	1	1	0	10.5	15.2	0.0
Mental Disorders (290-319)	0	0	0	0.0	0.0	0.0
Diseases of the Nervous System and Sense Organs (320-389)	5	4	1	52.5	60.9	33.8
Diseases of the Circulatory System (390-459)	25	20	5	262.5	304.5	169.2
Hypertensive Diseases (401-405)	3	2	1	31.5	30.4	33.8
Ischaemic Heart Disease (410-414)	14	13	1	147.0	197.9	33.8
Acute Myocardial Infarction (410)	13	12	1	136.5	182.7	33.8
Other Forms of Heart Disease (420-429)	6	3	3	63.0	45.7	101.5
Cerebrovascular Disease (430-438)	2	2	0	21.0	30.4	0.0
Diseases of The Arteries And Capillaries (440-448)	0	0	0	0.0	0.0	0.0

SELECTED VITAL STATISTICS BY RACE, BY COUNTY, 1988

ITEM	IRWIN					
	NUMBER			RATE		
	Total	White	Black	Total	White	Black
Cause of Death (Continued)						
Diseases of The Respiratory System (460-519)						
Influenza and Pneumonia (480-487)	5	2	3	52.5	30.4	101.5
Chronic Obstructive Pulmonary Disease (490-496)	2	0	2	21.0	0.0	67.7
	3	2	1	31.5	30.4	33.8
Diseases of The Digestive System (520-579)						
Chronic Liver Disease And Cirrhosis (571)	2	2	0	21.0	30.4	0.0
	0	0	0	0.0	0.0	0.0
Disease of The Genitourinary System (580-629)						
	3	2	1	31.5	30.4	33.8
Complications Of Pregnancy, Childbirth, And The Puerperium (630-676)						
	0	0	0	0.0	0.0	0.0
Diseases Of The Skin (680-709)						
	0	0	0	0.0	0.0	0.0
Diseases Of The Musculoskeletal System (710-739)						
	1	1	0	10.5	15.2	0.0
Congenital Anomalies (740-759)						
	0	0	0	0.0	0.0	0.0
Certain Conditions Originating In The Perinatal Period (760-779)						
Disorders Relating To Short Gestation (765)	0	0	0	0.0	0.0	0.0
	0	0	0	0.0	0.0	0.0
Symptoms, Signs, and Ill Defined Conditions (780-799)						
SIDS (798)	1	0	1	10.5	0.0	33.8
	1	0	1	10.5	0.0	33.8
Injury And Poisoning (E800-E999)						
Motor Vehicle Accidents (E810-E825)	12	5	7	126.0	76.1	236.9
All Other Accidents (E800-E807, E826-E949)	3	2	1	31.5	30.4	33.8
Suicides (E950-E959)	7	3	4	73.5	45.7	135.4
Homicides (E960-E969)	1	0	1	10.5	0.0	33.8
	0	0	0	0.0	0.0	0.0

SELECTED VITAL STATISTICS BY RACE, BY COUNTY, 1988

ITEM	JACKSON					
	NUMBER			RATE		
	Total	White	Black	Total	White	Black
TOTAL DEATHS	301	268	33	10.7	10.7	10.7
Lifestages						
INFANCY (<1)	7	5	2	15.8	12.8	39.2
NEONATAL	5	3	2	11.3	7.7	39.2
POST-NEONATAL	2	2	0	4.5	5.1	0.0
EARLY CHILDHOOD (1-4)	3	3	0	186.1	209.1	0.0
LATER CHILDHOOD (5-14)	2	2	0	42.3	48.5	0.0
ADOLESCENCE (15-19)	4	4	0	152.8	179.6	0.0
EARLY ADULTHOOD (20-29)	7	5	2	157.8	126.7	409.8
YOUNG ADULTHOOD (30-44)	24	21	3	427.7	419.8	492.6
MIDDLE ADULTHOOD (45-59)	37	34	3	915.6	929.0	787.4
LATER ADULTHOOD (60-74)	92	78	14	2714.7	2528.4	4605.3
OLDER ADULTHOOD (>74)	125	116	9	10408.0	10422.3	10227.3
Cause of Death						
Infectious and Parasitic Diseases (001-139)	6	5	1	21.4	20.0	32.3
Neoplasms (140-239)	66	63	3	235.0	252.1	97.0
Malignant Neoplasms (140-208)	65	62	3	231.5	248.1	97.0
Stomach (151)	1	1	0	3.6	4.0	0.0
Colon (153)	4	4	0	14.2	16.0	0.0
Pancreas (157)	3	3	0	10.7	12.0	0.0
Trachea, Bronchus and Lung (162)	15	15	0	53.4	60.0	0.0
Breast (174-175)	6	6	0	21.4	24.0	0.0
Ovary (183)	4	3	1	14.2	12.0	32.3
Prostate (185)	5	4	1	17.8	16.0	32.3
Leukemia (204-208)	3	3	0	10.7	12.0	0.0
All Other Malignant Sites	24	23	1	85.5	92.0	32.3
Endocrine, Nutritional and Metabolic Diseases (240-279)	7	7	0	24.9	28.0	0.0
Diabetes Mellitus (250)	5	5	0	17.8	20.0	0.0
Diseases of Blood and Blood-Forming Organs (280-289)	0	0	0	0.0	0.0	0.0
Mental Disorders (290-319)	2	1	1	7.1	4.0	32.3
Diseases of the Nervous System and Sense Organs (320-389)	8	6	2	28.5	24.0	64.6
Diseases of the Circulatory System (390-459)	141	126	15	502.1	504.3	484.8
Hypertensive Diseases (401-405)	4	4	0	14.2	16.0	0.0
Ischaemic Heart Disease (410-414)	68	60	8	242.2	240.1	258.6
Acute Myocardial Infarction (410)	53	47	6	188.7	188.1	193.9
Other Forms of Heart Disease (420-429)	42	38	4	149.6	152.1	129.3
Cerebrovascular Disease (430-438)	22	20	2	78.3	80.0	64.6
Diseases of The Arteries And Capillaries (440-448)	3	2	1	10.7	8.0	32.3

SELECTED VITAL STATISTICS BY RACE, BY COUNTY, 1988

ITEM	JACKSON					
	NUMBER			RATE		
	Total	White	Black	Total	White	Black
Cause of Death (Continued)						
Diseases of The Respiratory System (460-519)	13	12	1	46.3	48.0	32.3
Influenza and Pneumonia (480-487)	4	4	0	14.2	16.0	0.0
Chronic Obstructive Pulmonary Disease (490-496)	5	4	1	17.8	16.0	32.3
Diseases of The Digestive System (520-579)	12	9	3	42.7	36.0	97.0
Chronic Liver Disease And Cirrhosis (571)	3	2	1	10.7	8.0	32.3
Disease of The Genitourinary System (580-629)	4	3	1	14.2	12.0	32.3
Complications Of Pregnancy, Childbirth, And The Puerperium (630-676)	0	0	0	0.0	0.0	0.0
Diseases Of The Skin (680-709)	0	0	0	0.0	0.0	0.0
Diseases Of The Musculoskeletal System (710-739)	0	0	0	0.0	0.0	0.0
Congenital Anomalies (740-759)	1	1	0	3.6	4.0	0.0
Certain Conditions Originating In The Perinatal Period (760-779)	5	3	2	17.8	12.0	64.6
Disorders Relating To Short Gestation (765)	0	0	0	0.0	0.0	0.0
Symptoms, Signs, and Ill Defined Conditions (780-799)	5	5	0	17.8	20.0	0.0
SIDS (798)	1	1	0	3.6	4.0	0.0
Injury And Poisoning (E800-E999)	31	27	4	110.4	108.1	129.3
Motor Vehicle Accidents (E810-E825)	15	14	1	53.4	56.0	32.3
All Other Accidents (E800-E807, E826-E949)	4	4	0	14.2	16.0	0.0
Suicides (E950-E959)	7	6	1	24.9	24.0	32.3
Homicides (E960-E969)	5	3	2	17.8	12.0	64.6

SELECTED VITAL STATISTICS BY RACE, BY COUNTY, 1988

ITEM	JASPER					
	NUMBER			RATE		
	Total	White	Black	Total	White	Black
TOTAL DEATHS	99	58	40	11.4	11.2	11.3
Lifestages						
INFANCY (<1)	2	1	1	17.4	16.7	18.2
NEONATAL	2	1	1	17.4	16.7	18.2
POST-NEONATAL	0	0	0	0.0	0.0	0.0
EARLY CHILDHOOD (1-4)	0	0	0	0.0	0.0	0.0
LATER CHILDHOOD (5-14)	3	0	3	209.8	0.0	449.1
ADOLESCENCE (15-19)	1	1	0	127.7	261.8	0.0
EARLY ADULTHOOD (20-29)	1	0	1	71.2	0.0	153.6
YOUNG ADULTHOOD (30-44)	9	3	5	588.2	315.5	863.6
MIDDLE ADULTHOOD (45-59)	12	3	9	944.1	363.6	2017.9
LATER ADULTHOOD (60-74)	30	21	9	2597.4	2608.7	2571.4
OLDER ADULTHOOD (>74)	41	29	12	9903.4	9931.5	9836.1
Cause of Death						
Infectious and Parasitic Diseases (001-139)	1	0	1	11.5	0.0	28.3
Neoplasms (140-239)	14	10	4	160.8	193.3	113.2
Malignant Neoplasms (140-208)	13	10	3	149.3	193.3	84.9
Stomach (151)	0	0	0	0.0	0.0	0.0
Colon (153)	1	1	0	11.5	19.3	0.0
Pancreas (157)	1	1	0	11.5	19.3	0.0
Trachea, Bronchus and Lung (162)	7	5	2	80.4	96.7	56.6
Breast (174-175)	0	0	0	0.0	0.0	0.0
Ovary (183)	0	0	0	0.0	0.0	0.0
Prostate (185)	0	0	0	0.0	0.0	0.0
Leukemia (204-208)	0	0	0	0.0	0.0	0.0
All Other Malignant Sites	4	3	1	45.9	58.0	28.3
Endocrine, Nutritional and Metabolic Diseases (240-279)	2	1	1	23.0	19.3	28.3
Diabetes Mellitus (250)	1	1	0	11.5	19.3	0.0
Diseases of Blood and Blood-Forming Organs (280-289)	1	0	1	11.5	0.0	28.3
Mental Disorders (290-319)	0	0	0	0.0	0.0	0.0
Diseases of the Nervous System and Sense Organs (320-389)	3	2	1	34.5	38.7	28.3
Diseases of the Circulatory System (390-459)	41	21	19	470.9	406.0	537.8
Hypertensive Diseases (401-405)	1	0	1	11.5	0.0	28.3
Ischaemic Heart Disease (410-414)	19	8	11	218.2	154.6	311.4
Acute Myocardial Infarction (410)	16	7	9	183.8	135.3	254.7
Other Forms of Heart Disease (420-429)	12	5	6	137.8	96.7	169.8
Cerebrovascular Disease (430-438)	6	5	1	68.9	96.7	28.3
Diseases of The Arteries And Capillaries (440-448)	1	1	0	11.5	19.3	0.0

SELECTED VITAL STATISTICS BY RACE, BY COUNTY, 1988

ITEM	JASPER					
	NUMBER			RATE		
	Total	White	Black	Total	White	Black
Cause of Death (Continued)						
Diseases of The Respiratory System (460-519)	12	9	3	137.8	174.0	84.9
Influenza and Pneumonia (480-487)	2	2	0	23.0	38.7	0.0
Chronic Obstructive Pulmonary Disease (490-496)	8	6	2	91.9	116.0	56.6
Diseases of The Digestive System (520-579)	4	3	1	45.9	58.0	28.3
Chronic Liver Disease And Cirrhosis (571)	2	2	0	23.0	38.7	0.0
Disease of The Genitourinary System (580-629)	3	2	1	34.5	38.7	28.3
Complications Of Pregnancy, Childbirth, And The Puerperium (630-676)	0	0	0	0.0	0.0	0.0
Diseases Of The Skin (680-709)	0	0	0	0.0	0.0	0.0
Diseases Of The Musculoskeletal System (710-739)	1	1	0	11.5	19.3	0.0
Congenital Anomalies (740-759)	2	1	1	23.0	19.3	28.3
Certain Conditions Originating In The Perinatal Period (760-779)	0	0	0	0.0	0.0	0.0
Disorders Relating To Short Gestation (765)	0	0	0	0.0	0.0	0.0
Symptoms, Signs, and Ill Defined Conditions (780-799)	1	0	1	11.5	0.0	28.3
SIDS (798)	0	0	0	0.0	0.0	0.0
Injury And Poisoning (E800-E999)	14	8	6	160.8	154.6	169.8
Motor Vehicle Accidents (E810-E825)	3	3	0	34.5	58.0	0.0
All Other Accidents (E800-E807, E826-E949)	7	3	4	80.4	58.0	113.2
Suicides (E950-E959)	2	2	0	23.0	38.7	0.0
Homicides (E960-E969)	2	0	2	23.0	0.0	56.6

SELECTED VITAL STATISTICS BY RACE, BY COUNTY, 1988

ITEM	JEFF DAVIS					
	NUMBER			RATE		
	Total	White	Black	Total	White	Black
TOTAL DEATHS	114	85	29	8.9	7.9	14.1
Lifestages						
INFANCY (<1)	2	1	1	11.7	7.0	34.5
NEONATAL	2	1	1	11.7	7.0	34.5
POST-NEONATAL	0	0	0	0.0	0.0	0.0
EARLY CHILDHOOD (1-4)	1	1	0	118.1	146.0	0.0
LATER CHILDHOOD (5-14)	1	1	0	42.8	51.8	0.0
ADOLESCENCE (15-19)	1	1	0	79.9	98.7	0.0
EARLY ADULTHOOD (20-29)	5	4	1	244.3	236.0	284.1
YOUNG ADULTHOOD (30-44)	10	7	3	422.5	337.0	1034.5
MIDDLE ADULTHOOD (45-59)	12	8	4	655.4	509.9	1526.7
LATER ADULTHOOD (60-74)	31	24	7	2106.0	1906.3	3286.4
OLDER ADULTHOOD (>74)	51	38	13	11208.8	10982.7	11926.6
Cause of Death						
Infectious and Parasitic Diseases (001-139)	2	0	2	15.7	0.0	97.1
Neoplasms (140-239)	20	15	5	156.5	140.0	242.7
Malignant Neoplasms (140-208)	20	15	5	156.5	140.0	242.7
Stomach (151)	0	0	0	0.0	0.0	0.0
Colon (153)	3	1	2	23.5	9.3	97.1
Pancreas (157)	1	1	0	7.8	9.3	0.0
Trachea, Bronchus and Lung (162)	7	7	0	54.8	65.3	0.0
Breast (174-175)	1	1	0	7.8	9.3	0.0
Ovary (183)	0	0	0	0.0	0.0	0.0
Prostate (185)	2	2	0	15.7	18.7	0.0
Leukemia (204-208)	0	0	0	0.0	0.0	0.0
All Other Malignant Sites	6	3	3	47.0	28.0	145.6
Endocrine, Nutritional and Metabolic Diseases (240-279)	6	3	3	47.0	28.0	145.6
Diabetes Mellitus (250)	4	2	2	31.3	18.7	97.1
Diseases of Blood and Blood-Forming Organs (280-289)	1	0	1	7.8	0.0	48.5
Mental Disorders (290-319)	0	0	0	0.0	0.0	0.0
Diseases of the Nervous System and Sense Organs (320-389)	0	0	0	0.0	0.0	0.0
Diseases of the Circulatory System (390-459)	45	37	8	352.2	345.2	388.3
Hypertensive Diseases (401-405)	0	0	0	0.0	0.0	0.0
Ischaemic Heart Disease (410-414)	32	26	6	250.4	242.6	291.3
Acute Myocardial Infarction (410)	30	25	5	234.8	233.3	242.7
Other Forms of Heart Disease (420-429)	8	7	1	62.6	65.3	48.5
Cerebrovascular Disease (430-438)	2	1	1	15.7	9.3	48.5
Diseases of The Arteries And Capillaries (440-448)	2	2	0	15.7	18.7	0.0

SELECTED VITAL STATISTICS BY RACE, BY COUNTY, 1988

ITEM	JEFF DAVIS					
	NUMBER			RATE		
	Total	White	Black	Total	White	Black
Cause of Death (Continued)						
Diseases of The Respiratory System (460-519)	10	9	1	78.3	84.0	48.5
Influenza and Pneumonia (480-487)	1	1	0	7.8	9.3	0.0
Chronic Obstructive Pulmonary Disease (490-496)	6	5	1	47.0	46.7	48.5
Diseases of The Digestive System (520-579)	5	3	2	39.1	28.0	97.1
Chronic Liver Disease And Cirrhosis (571)	0	0	0	0.0	0.0	0.0
Disease of The Genitourinary System (580-629)	1	1	0	7.8	9.3	0.0
Complications Of Pregnancy, Childbirth, And The Puerperium (630-676)	0	0	0	0.0	0.0	0.0
Diseases Of The Skin (680-709)	0	0	0	0.0	0.0	0.0
Diseases Of The Musculoskeletal System (710-739)	0	0	0	0.0	0.0	0.0
Congenital Anomalies (740-759)	2	2	0	15.7	18.7	0.0
Certain Conditions Originating In The Perinatal Period (760-779)	1	0	1	7.8	0.0	48.5
Disorders Relating To Short Gestation (765)	1	0	1	7.8	0.0	48.5
Symptoms, Signs, and Ill Defined Conditions (780-799)	0	0	0	0.0	0.0	0.0
SIDS (798)	0	0	0	0.0	0.0	0.0
Injury And Poisoning (E800-E999)	21	15	6	164.4	140.0	291.3
Motor Vehicle Accidents (E810-E825)	11	7	4	86.1	65.3	194.2
All Other Accidents (E800-E807, E826-E949)	4	3	1	31.3	28.0	48.5
Suicides (E950-E959)	4	4	0	31.3	37.3	0.0
Homicides (E960-E969)	2	1	1	15.7	9.3	48.5

SELECTED VITAL STATISTICS BY RACE, BY COUNTY, 1988

ITEM	JEFFERSON					
	NUMBER			RATE		
	Total	White	Black	Total	White	Black
TOTAL DEATHS	190	96	94	9.8	11.0	8.8
Lifestages						
INFANCY (<1)	7	1	6	23.2	9.5	30.6
NEONATAL	6	1	5	19.9	9.5	25.5
POST-NEONATAL	1	0	1	3.3	0.0	5.1
EARLY CHILDHOOD (1-4)	0	0	0	0.0	0.0	0.0
LATER CHILDHOOD (5-14)	0	0	0	0.0	0.0	0.0
ADOLESCENCE (15-19)	2	2	0	107.2	297.2	0.0
EARLY ADULTHOOD (20-29)	9	1	8	301.5	80.5	459.2
YOUNG ADULTHOOD (30-44)	6	3	3	194.8	191.9	197.8
MIDDLE ADULTHOOD (45-59)	23	7	16	892.5	482.8	1419.7
LATER ADULTHOOD (60-74)	56	31	25	2164.7	2145.3	2189.1
OLDER ADULTHOOD (>74)	87	51	36	8521.1	9156.2	7758.6
Cause of Death						
Infectious and Parasitic Diseases (001-139)	6	1	5	30.9	11.4	47.0
Neoplasms (140-239)	35	18	17	180.4	205.5	159.7
Malignant Neoplasms (140-208)	35	18	17	180.4	205.5	159.7
Stomach (151)	1	0	1	5.2	0.0	9.4
Colon (153)	4	4	0	20.6	45.7	0.0
Pancreas (157)	1	0	1	5.2	0.0	9.4
Trachea, Bronchus and Lung (162)	9	4	5	46.4	45.7	47.0
Breast (174-175)	2	1	1	10.3	11.4	9.4
Ovary (183)	0	0	0	0.0	0.0	0.0
Prostate (185)	5	1	4	25.8	11.4	37.6
Leukemia (204-208)	4	1	3	20.6	11.4	28.2
All Other Malignant Sites	9	7	2	46.4	79.9	18.8
Endocrine, Nutritional and Metabolic Diseases (240-279)	6	2	4	30.9	22.8	37.6
Diabetes Mellitus (250)	4	2	2	20.6	22.8	18.8
Diseases of Blood and Blood-Forming Organs (280-289)	2	1	1	10.3	11.4	9.4
Mental Disorders (290-319)	6	4	2	30.9	45.7	18.8
Diseases of the Nervous System and Sense Organs (320-389)	2	1	1	10.3	11.4	9.4
Diseases of the Circulatory System (390-459)	76	42	34	391.6	479.6	319.3
Hypertensive Diseases (401-405)	1	0	1	5.2	0.0	9.4
Ischaemic Heart Disease (410-414)	38	19	19	195.8	216.9	178.4
Acute Myocardial Infarction (410)	29	13	16	149.4	148.4	150.3
Other Forms of Heart Disease (420-429)	17	12	5	87.6	137.0	47.0
Cerebrovascular Disease (430-438)	16	10	6	82.4	114.2	56.3
Diseases of The Arteries And Capillaries (440-448)	4	1	3	20.6	11.4	28.2

SELECTED VITAL STATISTICS BY RACE, BY COUNTY, 1988

ITEM	JEFFERSON					
	NUMBER			RATE		
	Total	White	Black	Total	White	Black
Cause of Death (Continued)						
Diseases of The Respiratory System (460-519)	15	9	6	77.3	102.8	56.3
Influenza and Pneumonia (480-487)	7	5	2	36.1	57.1	18.8
Chronic Obstructive Pulmonary Disease (490-496)	5	2	3	25.8	22.8	28.2
Diseases of The Digestive System (520-579)	6	5	1	30.9	57.1	9.4
Chronic Liver Disease And Cirrhosis (571)	1	1	0	5.2	11.4	0.0
Disease of The Genitourinary System (580-629)	3	2	1	15.5	22.8	9.4
Complications Of Pregnancy, Childbirth, And The Puerperium (630-676)	0	0	0	0.0	0.0	0.0
Diseases Of The Skin (680-709)	1	0	1	5.2	0.0	9.4
Diseases Of The Musculoskeletal System (710-739)	0	0	0	0.0	0.0	0.0
Congenital Anomalies (740-759)	2	0	2	10.3	0.0	18.8
Certain Conditions Originating In The Perinatal Period (760-779)	2	0	2	10.3	0.0	18.8
Disorders Relating To Short Gestation (765)	1	0	1	5.2	0.0	9.4
Symptoms, Signs, and Ill Defined Conditions (780-799)	1	0	1	5.2	0.0	9.4
SIDS (798)	0	0	0	0.0	0.0	0.0
Injury And Poisoning (E800-E999)	27	11	16	139.1	125.6	150.3
Motor Vehicle Accidents (E810-E825)	13	8	5	67.0	91.3	47.0
All Other Accidents (E800-E807, E826-E949)	10	3	7	51.5	34.3	65.7
Suicides (E950-E959)	1	0	1	5.2	0.0	9.4
Homicides (E960-E969)	3	0	3	15.5	0.0	28.2

SELECTED VITAL STATISTICS BY RACE, BY COUNTY, 1988

ITEM	JENKINS					
	NUMBER			RATE		
	Total	White	Black	Total	White	Black
TOTAL DEATHS	116	78	38	12.4	14.2	9.8
Lifestages						
INFANCY (<1)	1	0	1	7.0	0.0	13.0
NEONATAL	1	0	1	7.0	0.0	13.0
POST-NEONATAL	0	0	0	0.0	0.0	0.0
EARLY CHILDHOOD (1-4)	1	0	1	164.7	0.0	343.6
LATER CHILDHOOD (5-14)	1	0	1	61.6	0.0	121.5
ADOLESCENCE (15-19)	1	1	0	103.6	215.5	0.0
EARLY ADULTHOOD (20-29)	3	2	1	207.3	232.3	170.6
YOUNG ADULTHOOD (30-44)	6	3	3	391.6	304.3	549.5
MIDDLE ADULTHOOD (45-59)	18	10	8	1294.0	1035.2	1882.4
LATER ADULTHOOD (60-74)	42	31	11	3417.4	3924.1	2505.7
OLDER ADULTHOOD (>74)	43	31	12	10336.5	12601.6	7058.8
Cause of Death						
Infectious and Parasitic Diseases (001-139)	2	2	0	21.4	36.4	0.0
Neoplasms (140-239)	27	20	7	288.7	364.0	181.4
Malignant Neoplasms (140-208)	27	20	7	288.7	364.0	181.4
Stomach (151)	1	1	0	10.7	18.2	0.0
Colon (153)	1	1	0	10.7	18.2	0.0
Pancreas (157)	0	0	0	0.0	0.0	0.0
Trachea, Bronchus and Lung (162)	8	7	1	85.5	127.4	25.9
Breast (174-175)	1	1	0	10.7	18.2	0.0
Ovary (183)	0	0	0	0.0	0.0	0.0
Prostate (185)	4	1	3	42.8	18.2	77.8
Leukemia (204-208)	1	1	0	10.7	18.2	0.0
All Other Malignant Sites	11	8	3	117.6	145.6	77.8
Endocrine, Nutritional and Metabolic Diseases (240-279)	4	3	1	42.8	54.6	25.9
Diabetes Mellitus (250)	4	3	1	42.8	54.6	25.9
Diseases of Blood and Blood-Forming Organs (280-289)	0	0	0	0.0	0.0	0.0
Mental Disorders (290-319)	4	4	0	42.8	72.8	0.0
Diseases of the Nervous System and Sense Organs (320-389)	3	2	1	32.1	36.4	25.9
Diseases of the Circulatory System (390-459)	43	27	16	459.7	491.4	414.7
Hypertensive Diseases (401-405)	1	0	1	10.7	0.0	25.9
Ischaemic Heart Disease (410-414)	27	19	8	288.7	345.8	207.4
Acute Myocardial Infarction (410)	20	13	7	213.8	236.6	181.4
Other Forms of Heart Disease (420-429)	2	2	0	21.4	36.4	0.0
Cerebrovascular Disease (430-438)	12	5	7	128.3	91.0	181.4
Diseases of The Arteries And Capillaries (440-448)	0	0	0	0.0	0.0	0.0

SELECTED VITAL STATISTICS BY RACE, BY COUNTY, 1988

ITEM	JENKINS					
	NUMBER			RATE		
	Total	White	Black	Total	White	Black
Cause of Death (Continued)						
Diseases of The Respiratory System (460-519)	9	5	4	96.2	91.0	103.7
Influenza and Pneumonia (480-487)	3	2	1	32.1	36.4	25.9
Chronic Obstructive Pulmonary Disease (490-496)	5	2	3	53.5	36.4	77.8
Diseases of The Digestive System (520-579)	3	3	0	32.1	54.6	0.0
Chronic Liver Disease And Cirrhosis (571)	1	1	0	10.7	18.2	0.0
Disease of The Genitourinary System (580-629)	6	3	3	64.2	54.6	77.8
Complications Of Pregnancy, Childbirth, And The Puerperium (630-676)	0	0	0	0.0	0.0	0.0
Diseases Of The Skin (680-709)	2	1	1	21.4	18.2	25.9
Diseases Of The Musculoskeletal System (710-739)	0	0	0	0.0	0.0	0.0
Congenital Anomalies (740-759)	0	0	0	0.0	0.0	0.0
Certain Conditions Originating In The Perinatal Period (760-779)	2	0	2	21.4	0.0	51.8
Disorders Relating To Short Gestation (765)	0	0	0	0.0	0.0	0.0
Symptoms, Signs, and Ill Defined Conditions (780-799)	2	1	1	21.4	18.2	25.9
SIDS (798)	0	0	0	0.0	0.0	0.0
Injury And Poisoning (E800-E999)	9	7	2	96.2	127.4	51.8
Motor Vehicle Accidents (E810-E825)	3	3	0	32.1	54.6	0.0
All Other Accidents (E800-E807, E826-E949)	3	2	1	32.1	36.4	25.9
Suicides (E950-E959)	1	1	0	10.7	18.2	0.0
Homicides (E960-E969)	2	1	1	21.4	18.2	25.9

SELECTED VITAL STATISTICS BY RACE, BY COUNTY, 1988

ITEM	JOHNSON					
	NUMBER			RATE		
	Total	White	Black	Total	White	Black
TOTAL DEATHS	83	65	18	9.3	10.6	6.3
Lifestages						
INFANCY (<1)	3	1	2	27.5	19.6	34.5
NEONATAL	2	1	1	18.3	19.6	17.2
POST-NEONATAL	1	0	1	9.2	0.0	17.2
EARLY CHILDHOOD (1-4)	0	0	0	0.0	0.0	0.0
LATER CHILDHOOD (5-14)	0	0	0	0.0	0.0	0.0
ADOLESCENCE (15-19)	1	0	1	120.0	0.0	303.0
EARLY ADULTHOOD (20-29)	2	1	1	152.9	124.1	199.2
YOUNG ADULTHOOD (30-44)	3	2	1	201.5	181.8	257.1
MIDDLE ADULTHOOD (45-59)	5	4	1	382.6	408.2	305.8
LATER ADULTHOOD (60-74)	28	25	3	2175.6	2420.1	1181.1
OLDER ADULTHOOD (>74)	41	32	9	8299.6	8488.1	7692.3
Cause of Death						
Infectious and Parasitic Diseases (001-139)	1	1	0	11.1	16.4	0.0
Neoplasms (140-239)	10	10	0	111.5	163.7	0.0
Malignant Neoplasms (140-208)	10	10	0	111.5	163.7	0.0
Stomach (151)	0	0	0	0.0	0.0	0.0
Colon (153)	1	1	0	11.1	16.4	0.0
Pancreas (157)	0	0	0	0.0	0.0	0.0
Trachea, Bronchus and Lung (162)	3	3	0	33.4	49.1	0.0
Breast (174-175)	1	1	0	11.1	16.4	0.0
Ovary (183)	0	0	0	0.0	0.0	0.0
Prostate (185)	2	2	0	22.3	32.7	0.0
Leukemia (204-208)	1	1	0	11.1	16.4	0.0
All Other Malignant Sites	2	2	0	22.3	32.7	0.0
Endocrine, Nutritional and Metabolic Diseases (240-279)	2	1	1	22.3	16.4	34.9
Diabetes Mellitus (250)	0	0	0	0.0	0.0	0.0
Diseases of Blood and Blood-Forming Organs (280-289)	1	1	0	11.1	16.4	0.0
Mental Disorders (290-319)	2	2	0	22.3	32.7	0.0
Diseases of the Nervous System and Sense Organs (320-389)	1	1	0	11.1	16.4	0.0
Diseases of the Circulatory System (390-459)	40	32	8	446.0	524.0	279.5
Hypertensive Diseases (401-405)	4	4	0	44.6	65.5	0.0
Ischaemic Heart Disease (410-414)	10	10	0	111.5	163.7	0.0
Acute Myocardial Infarction (410)	7	7	0	78.0	114.6	0.0
Other Forms of Heart Disease (420-429)	10	8	2	111.5	131.0	69.9
Cerebrovascular Disease (430-438)	13	8	5	144.9	131.0	174.7
Diseases of The Arteries And Capillaries (440-448)	1	0	1	11.1	0.0	34.9

SELECTED VITAL STATISTICS BY RACE, BY COUNTY, 1988

ITEM	JOHNSON					
	NUMBER			RATE		
	Total	White	Black	Total	White	Black
Cause of Death (Continued)						
Diseases of The Respiratory System (460-519)	10	8	2	111.5	131.0	69.9
Influenza and Pneumonia (480-487)	6	4	2	66.9	65.5	69.9
Chronic Obstructive Pulmonary Disease (490-496)	1	1	0	11.1	16.4	0.0
Diseases of The Digestive System (520-579)	3	2	1	33.4	32.7	34.9
Chronic Liver Disease And Cirrhosis (571)	1	1	0	11.1	16.4	0.0
Disease of The Genitourinary System (580-629)	3	1	2	33.4	16.4	69.9
Complications Of Pregnancy, Childbirth, And The Puerperium (630-676)	0	0	0	0.0	0.0	0.0
Diseases Of The Skin (680-709)	0	0	0	0.0	0.0	0.0
Diseases Of The Musculoskeletal System (710-739)	0	0	0	0.0	0.0	0.0
Congenital Anomalies (740-759)	0	0	0	0.0	0.0	0.0
Certain Conditions Originating In The Perinatal Period (760-779)	2	1	1	22.3	16.4	34.9
Disorders Relating To Short Gestation (765)	0	0	0	0.0	0.0	0.0
Symptoms, Signs, and Ill Defined Conditions (780-799)	1	0	1	11.1	0.0	34.9
SIDS (798)	1	0	1	11.1	0.0	34.9
Injury And Poisoning (E800-E999)	7	5	2	78.0	81.9	69.9
Motor Vehicle Accidents (E810-E825)	3	3	0	33.4	49.1	0.0
All Other Accidents (E800-E807, E826-E949)	1	0	1	11.1	0.0	34.9
Suicides (E950-E959)	1	1	0	11.1	16.4	0.0
Homicides (E960-E969)	2	1	1	22.3	16.4	34.9

SELECTED VITAL STATISTICS BY RACE, BY COUNTY, 1988

ITEM	JONES					
	NUMBER			RATE		
	Total	White	Black	Total	White	Black
TOTAL DEATHS	157	107	50	7.9	7.7	8.2
Lifestages						
INFANCY (<1)	4	2	2	14.5	9.9	27.4
NEONATAL	3	2	1	10.9	9.9	13.7
POST-NEONATAL	1	0	1	3.6	0.0	13.7
EARLY CHILDHOOD (1-4)	2	2	0	154.6	227.5	0.0
LATER CHILDHOOD (5-14)	2	0	2	57.3	0.0	171.8
ADOLESCENCE (15-19)	0	0	0	0.0	0.0	0.0
EARLY ADULTHOOD (20-29)	5	1	4	150.4	42.4	414.9
YOUNG ADULTHOOD (30-44)	10	6	4	243.0	197.0	373.8
MIDDLE ADULTHOOD (45-59)	19	10	9	667.6	494.8	1090.9
LATER ADULTHOOD (60-74)	56	42	14	2955.1	3186.6	2426.3
OLDER ADULTHOOD (>74)	59	44	15	7402.8	8510.6	5357.1
Cause of Death						
Infectious and Parasitic Diseases (001-139)	3	3	0	15.0	21.7	0.0
Neoplasms (140-239)	34	19	15	170.2	137.2	244.7
Malignant Neoplasms (140-208)	34	19	15	170.2	137.2	244.7
Stomach (151)	0	0	0	0.0	0.0	0.0
Colon (153)	1	0	1	5.0	0.0	16.3
Pancreas (157)	3	1	2	15.0	7.2	32.6
Trachea, Bronchus and Lung (162)	11	9	2	55.0	65.0	32.6
Breast (174-175)	2	0	2	10.0	0.0	32.6
Ovary (183)	0	0	0	0.0	0.0	0.0
Prostate (185)	3	1	2	15.0	7.2	32.6
Leukemia (204-208)	2	1	1	10.0	7.2	16.3
All Other Malignant Sites	12	7	5	60.1	50.5	81.6
Endocrine, Nutritional and Metabolic Diseases (240-279)	7	3	4	35.0	21.7	65.2
Diabetes Mellitus (250)	5	3	2	25.0	21.7	32.6
Diseases of Blood and Blood-Forming Organs (280-289)	1	1	0	5.0	7.2	0.0
Mental Disorders (290-319)	0	0	0	0.0	0.0	0.0
Diseases of the Nervous System and Sense Organs (320-389)	1	0	1	5.0	0.0	16.3
Diseases of the Circulatory System (390-459)	73	58	15	365.3	418.7	244.7
Hypertensive Diseases (401-405)	2	1	1	10.0	7.2	16.3
Ischaemic Heart Disease (410-414)	43	33	10	215.2	238.2	163.1
Acute Myocardial Infarction (410)	30	20	10	150.1	144.4	163.1
Other Forms of Heart Disease (420-429)	14	11	3	70.1	79.4	48.9
Cerebrovascular Disease (430-438)	9	8	1	45.0	57.8	16.3
Diseases of The Arteries And Capillaries (440-448)	5	5	0	25.0	36.1	0.0

SELECTED VITAL STATISTICS BY RACE, BY COUNTY, 1988

ITEM	JONES					
	NUMBER			RATE		
	Total	White	Black	Total	White	Black
Cause of Death (Continued)						
Diseases of The Respiratory System (460-519)	7	5	2	35.0	36.1	32.6
Influenza and Pneumonia (480-487)	0	0	0	0.0	0.0	0.0
Chronic Obstructive Pulmonary Disease (490-496)	3	3	0	15.0	21.7	0.0
Diseases of The Digestive System (520-579)	5	4	1	25.0	28.9	16.3
Chronic Liver Disease And Cirrhosis (571)	1	1	0	5.0	7.2	0.0
Disease of The Genitourinary System (580-629)	2	1	1	10.0	7.2	16.3
Complications Of Pregnancy, Childbirth, And The Puerperium (630-676)	0	0	0	0.0	0.0	0.0
Diseases Of The Skin (680-709)	1	1	0	5.0	7.2	0.0
Diseases Of The Musculoskeletal System (710-739)	0	0	0	0.0	0.0	0.0
Congenital Anomalies (740-759)	0	0	0	0.0	0.0	0.0
Certain Conditions Originating In The Perinatal Period (760-779)	3	2	1	15.0	14.4	16.3
Disorders Relating To Short Gestation (765)	0	0	0	0.0	0.0	0.0
Symptoms, Signs, and Ill Defined Conditions (780-799)	1	0	1	5.0	0.0	16.3
SIDS (798)	1	0	1	5.0	0.0	16.3
Injury And Poisoning (E800-E999)	19	10	9	95.1	72.2	146.8
Motor Vehicle Accidents (E810-E825)	4	2	2	20.0	14.4	32.6
All Other Accidents (E800-E807, E826-E949)	8	3	5	40.0	21.7	81.6
Suicides (E950-E959)	3	3	0	15.0	21.7	0.0
Homicides (E960-E969)	4	2	2	20.0	14.4	32.6

SELECTED VITAL STATISTICS BY RACE, BY COUNTY, 1988

ITEM	LAMAR					
	NUMBER			RATE		
	Total	White	Black	Total	White	Black
TOTAL DEATHS	138	97	41	10.6	11.5	9.0
Lifestages						
INFANCY (<1)	3	1	2	15.0	9.9	20.6
NEONATAL	1	0	1	5.0	0.0	10.3
POST-NEONATAL	2	1	1	10.0	9.9	10.3
EARLY CHILDHOOD (1-4)	0	0	0	0.0	0.0	0.0
LATER CHILDHOOD (5-14)	1	1	0	44.9	79.0	0.0
ADOLESCENCE (15-19)	3	2	1	221.2	278.2	157.0
EARLY ADULTHOOD (20-29)	7	2	5	354.6	163.1	668.4
YOUNG ADULTHOOD (30-44)	10	5	5	437.6	320.3	690.6
MIDDLE ADULTHOOD (45-59)	19	13	6	939.7	857.0	1188.1
LATER ADULTHOOD (60-74)	37	23	14	2315.4	1984.5	3189.1
OLDER ADULTHOOD (>74)	58	50	8	10175.4	11312.2	6250.0
Cause of Death						
Infectious and Parasitic Diseases (001-139)	3	1	2	23.1	11.8	44.1
Neoplasms (140-239)	21	14	7	161.8	165.7	154.5
Malignant Neoplasms (140-208)	19	12	7	146.4	142.0	154.5
Stomach (151)	0	0	0	0.0	0.0	0.0
Colon (153)	1	0	1	7.7	0.0	22.1
Pancreas (157)	0	0	0	0.0	0.0	0.0
Trachea, Bronchus and Lung (162)	6	5	1	46.2	59.2	22.1
Breast (174-175)	1	1	0	7.7	11.8	0.0
Ovary (183)	0	0	0	0.0	0.0	0.0
Prostate (185)	2	0	2	15.4	0.0	44.1
Leukemia (204-208)	2	2	0	15.4	23.7	0.0
All Other Malignant Sites	7	4	3	53.9	47.3	66.2
Endocrine, Nutritional and Metabolic Diseases (240-279)	2	1	1	15.4	11.8	22.1
Diabetes Mellitus (250)	2	1	1	15.4	11.8	22.1
Diseases of Blood and Blood-Forming Organs (280-289)	3	1	2	23.1	11.8	44.1
Mental Disorders (290-319)	0	0	0	0.0	0.0	0.0
Diseases of the Nervous System and Sense Organs (320-389)	2	2	0	15.4	23.7	0.0
Diseases of the Circulatory System (390-459)	59	46	13	454.5	544.4	286.8
Hypertensive Diseases (401-405)	1	0	1	7.7	0.0	22.1
Ischaemic Heart Disease (410-414)	23	21	2	177.2	248.6	44.1
Acute Myocardial Infarction (410)	14	13	1	107.8	153.9	22.1
Other Forms of Heart Disease (420-429)	13	10	3	100.1	118.4	66.2
Cerebrovascular Disease (430-438)	17	13	4	131.0	153.9	88.3
Diseases of The Arteries And Capillaries (440-448)	2	1	1	15.4	11.8	22.1

SELECTED VITAL STATISTICS BY RACE, BY COUNTY, 1988

ITEM	LAMAR					
	NUMBER			RATE		
	Total	White	Black	Total	White	Black
Cause of Death (Continued)						
Diseases of The Respiratory System (460-519)	17	13	4	131.0	153.9	88.3
Influenza and Pneumonia (480-487)	14	10	4	107.8	118.4	88.3
Chronic Obstructive Pulmonary Disease (490-496)	2	2	0	15.4	23.7	0.0
Diseases of The Digestive System (520-579)	4	1	3	30.8	11.8	66.2
Chronic Liver Disease And Cirrhosis (571)	2	0	2	15.4	0.0	44.1
Disease of The Genitourinary System (580-629)	6	6	0	46.2	71.0	0.0
Complications Of Pregnancy, Childbirth, And The Puerperium (630-676)	0	0	0	0.0	0.0	0.0
Diseases Of The Skin (680-709)	0	0	0	0.0	0.0	0.0
Diseases Of The Musculoskeletal System (710-739)	0	0	0	0.0	0.0	0.0
Congenital Anomalies (740-759)	1	0	1	7.7	0.0	22.1
Certain Conditions Originating In The Perinatal Period (760-779)	1	0	1	7.7	0.0	22.1
Disorders Relating To Short Gestation (765)	0	0	0	0.0	0.0	0.0
Symptoms, Signs, and Ill Defined Conditions (780-799)	2	1	1	15.4	11.8	22.1
SIDS (798)	1	0	1	7.7	0.0	22.1
Injury And Poisoning (E800-E999)	17	11	6	131.0	130.2	132.4
Motor Vehicle Accidents (E810-E825)	7	5	2	53.9	59.2	44.1
All Other Accidents (E800-E807, E826-E949)	4	3	1	30.8	35.5	22.1
Suicides (E950-E959)	2	1	1	15.4	11.8	22.1
Homicides (E960-E969)	4	2	2	30.8	23.7	44.1

SELECTED VITAL STATISTICS BY RACE, BY COUNTY, 1988

ITEM	LANIER					
	NUMBER			RATE		
	Total	White	Black	Total	White	Black
TOTAL DEATHS	75	51	24	12.5	11.4	15.9
Lifestages						
INFANCY (<1)	2	0	2	19.8	0.0	58.8
NEONATAL	2	0	2	19.8	0.0	58.8
POST-NEONATAL	0	0	0	0.0	0.0	0.0
EARLY CHILDHOOD (1-4)	1	1	0	224.7	318.5	0.0
LATER CHILDHOOD (5-14)	0	0	0	0.0	0.0	0.0
ADOLESCENCE (15-19)	3	1	2	489.4	247.5	956.9
EARLY ADULTHOOD (20-29)	1	1	0	107.3	143.1	0.0
YOUNG ADULTHOOD (30-44)	1	0	1	96.1	0.0	467.3
MIDDLE ADULTHOOD (45-59)	12	8	4	1401.9	1152.7	2469.1
LATER ADULTHOOD (60-74)	18	13	5	2752.3	2476.2	3876.0
OLDER ADULTHOOD (>74)	37	27	10	16742.1	14594.6	27777.8
Cause of Death						
Infectious and Parasitic Diseases (001-139)	1	0	1	16.7	0.0	66.4
Neoplasms (140-239)	22	16	6	366.8	356.2	398.4
Malignant Neoplasms (140-208)	21	15	6	350.1	333.9	398.4
Stomach (151)	0	0	0	0.0	0.0	0.0
Colon (153)	0	0	0	0.0	0.0	0.0
Pancreas (157)	3	2	1	50.0	44.5	66.4
Trachea, Bronchus and Lung (162)	7	6	1	116.7	133.6	66.4
Breast (174-175)	0	0	0	0.0	0.0	0.0
Ovary (183)	1	0	1	16.7	0.0	66.4
Prostate (185)	1	1	0	16.7	22.3	0.0
Leukemia (204-208)	2	2	0	33.3	44.5	0.0
All Other Malignant Sites	7	4	3	116.7	89.0	199.2
Endocrine, Nutritional and Metabolic Diseases (240-279)	3	1	2	50.0	22.3	132.8
Diabetes Mellitus (250)	2	1	1	33.3	22.3	66.4
Diseases of Blood and Blood-Forming Organs (280-289)	0	0	0	0.0	0.0	0.0
Mental Disorders (290-319)	0	0	0	0.0	0.0	0.0
Diseases of the Nervous System and Sense Organs (320-389)	0	0	0	0.0	0.0	0.0
Diseases of the Circulatory System (390-459)	24	14	10	400.1	311.7	664.0
Hypertensive Diseases (401-405)	1	0	1	16.7	0.0	66.4
Ischaemic Heart Disease (410-414)	14	9	5	233.4	200.4	332.0
Acute Myocardial Infarction (410)	9	5	4	150.1	111.3	265.6
Other Forms of Heart Disease (420-429)	5	4	1	83.4	89.0	66.4
Cerebrovascular Disease (430-438)	1	0	1	16.7	0.0	66.4
Diseases of The Arteries And Capillaries (440-448)	3	1	2	50.0	22.3	132.8

SELECTED VITAL STATISTICS BY RACE, BY COUNTY, 1988

ITEM	LANIER					
	NUMBER			RATE		
	Total	White	Black	Total	White	Black
Cause of Death (Continued)						
Diseases of The Respiratory System (460-519)	13	12	1	216.7	267.1	66.4
Influenza and Pneumonia (480-487)	9	8	1	150.1	178.1	66.4
Chronic Obstructive Pulmonary Disease (490-496)	2	2	0	33.3	44.5	0.0
Diseases of The Digestive System (520-579)	3	2	1	50.0	44.5	66.4
Chronic Liver Disease And Cirrhosis (571)	1	0	1	16.7	0.0	66.4
Disease of The Genitourinary System (580-629)	1	1	0	16.7	22.3	0.0
Complications Of Pregnancy, Childbirth, And The Puerperium (630-676)	0	0	0	0.0	0.0	0.0
Diseases Of The Skin (680-709)	0	0	0	0.0	0.0	0.0
Diseases Of The Musculoskeletal System (710-739)	0	0	0	0.0	0.0	0.0
Congenital Anomalies (740-759)	1	1	0	16.7	22.3	0.0
Certain Conditions Originating In The Perinatal Period (760-779)	1	0	1	16.7	0.0	66.4
Disorders Relating To Short Gestation (765)	0	0	0	0.0	0.0	0.0
Symptoms, Signs, and Ill Defined Conditions (780-799)	1	1	0	16.7	22.3	0.0
SIDS (798)	0	0	0	0.0	0.0	0.0
Injury And Poisoning (E800-E999)	5	3	2	83.4	66.8	132.8
Motor Vehicle Accidents (E810-E825)	3	2	1	50.0	44.5	66.4
All Other Accidents (E800-E807, E826-E949)	0	0	0	0.0	0.0	0.0
Suicides (E950-E959)	0	0	0	0.0	0.0	0.0
Homicides (E960-E969)	2	1	1	33.3	22.3	66.4

SELECTED VITAL STATISTICS BY RACE, BY COUNTY, 1988

ITEM	LAURENS					
	NUMBER			RATE		
	Total	White	Black	Total	White	Black
TOTAL DEATHS	470	333	137	11.7	12.4	10.3
Lifestages						
INFANCY (<1)	12	5	7	19.0	14.9	23.6
NEONATAL	7	4	3	11.1	11.9	10.1
POST-NEONATAL	5	1	4	7.9	3.0	13.5
EARLY CHILDHOOD (1-4)	2	1	1	77.7	68.5	89.6
LATER CHILDHOOD (5-14)	2	0	2	30.1	0.0	74.4
ADOLESCENCE (15-19)	2	2	0	53.7	91.3	0.0
EARLY ADULTHOOD (20-29)	12	5	7	199.1	128.0	329.9
YOUNG ADULTHOOD (30-44)	30	16	14	427.0	316.0	713.6
MIDDLE ADULTHOOD (45-59)	49	33	16	839.9	745.4	1137.2
LATER ADULTHOOD (60-74)	125	84	41	2196.1	2043.8	2591.7
OLDER ADULTHOOD (>74)	236	187	49	11489.8	12968.1	8006.5
Cause of Death						
Infectious and Parasitic Diseases (001-139)	6	4	2	14.9	14.9	15.0
Neoplasms (140-239)	90	69	21	223.9	256.7	157.7
Malignant Neoplasms (140-208)	87	68	19	216.4	253.0	142.7
Stomach (151)	2	2	0	5.0	7.4	0.0
Colon (153)	6	5	1	14.9	18.6	7.5
Pancreas (157)	3	2	1	7.5	7.4	7.5
Trachea, Bronchus and Lung (162)	26	25	1	64.7	93.0	7.5
Breast (174-175)	10	6	4	24.9	22.3	30.0
Ovary (183)	1	1	0	2.5	3.7	0.0
Prostate (185)	4	2	2	9.9	7.4	15.0
Leukemia (204-208)	5	5	0	12.4	18.6	0.0
All Other Malignant Sites	30	20	10	74.6	74.4	75.1
Endocrine, Nutritional and Metabolic Diseases (240-279)	10	7	3	24.9	26.0	22.5
Diabetes Mellitus (250)	5	2	3	12.4	7.4	22.5
Diseases of Blood and Blood-Forming Organs (280-289)	4	2	2	9.9	7.4	15.0
Mental Disorders (290-319)	5	4	1	12.4	14.9	7.5
Diseases of the Nervous System and Sense Organs (320-389)	7	6	1	17.4	22.3	7.5
Diseases of the Circulatory System (390-459)	237	175	62	589.5	651.0	465.5
Hypertensive Diseases (401-405)	7	6	1	17.4	22.3	7.5
Ischaemic Heart Disease (410-414)	98	81	17	243.8	301.3	127.6
Acute Myocardial Infarction (410)	77	60	17	191.5	223.2	127.6
Other Forms of Heart Disease (420-429)	78	53	25	194.0	197.2	187.7
Cerebrovascular Disease (430-438)	39	26	13	97.0	96.7	97.6
Diseases of The Arteries And Capillaries (440-448)	2	0	2	5.0	0.0	15.0

SELECTED VITAL STATISTICS BY RACE, BY COUNTY, 1988

ITEM	LAURENS					
	NUMBER			RATE		
	Total	White	Black	Total	White	Black
Cause of Death (Continued)						
Diseases of The Respiratory System (460-519)	35	25	10	87.1	93.0	75.1
Influenza and Pneumonia (480-487)	19	9	10	47.3	33.5	75.1
Chronic Obstructive Pulmonary Disease (490-496)	13	13	0	32.3	48.4	0.0
Diseases of The Digestive System (520-579)	27	15	12	67.2	55.8	90.1
Chronic Liver Disease And Cirrhosis (571)	6	2	4	14.9	7.4	30.0
Disease of The Genitourinary System (580-629)	6	4	2	14.9	14.9	15.0
Complications Of Pregnancy, Childbirth, And The Puerperium (630-676)	0	0	0	0.0	0.0	0.0
Diseases Of The Skin (680-709)	0	0	0	0.0	0.0	0.0
Diseases Of The Musculoskeletal System (710-739)	0	0	0	0.0	0.0	0.0
Congenital Anomalies (740-759)	0	0	0	0.0	0.0	0.0
Certain Conditions Originating In The Perinatal Period (760-779)	7	3	4	17.4	11.2	30.0
Disorders Relating To Short Gestation (765)	1	0	1	2.5	0.0	7.5
Symptoms, Signs, and Ill Defined Conditions (780-799)	2	0	2	5.0	0.0	15.0
SIDS (798)	1	0	1	2.5	0.0	7.5
Injury And Poisoning (E800-E999)	34	19	15	84.6	70.7	112.6
Motor Vehicle Accidents (E810-E825)	13	6	7	32.3	22.3	52.6
All Other Accidents (E800-E807, E826-E949)	9	4	5	22.4	14.9	37.5
Suicides (E950-E959)	10	8	2	24.9	29.8	15.0
Homicides (E960-E969)	1	0	1	2.5	0.0	7.5

SELECTED VITAL STATISTICS BY RACE, BY COUNTY, 1988

ITEM	LEE					
	NUMBER			RATE		
	Total	White	Black	Total	White	Black
TOTAL DEATHS	84	55	29	5.3	4.5	7.5
Lifestages						
INFANCY (<1)	5	2	3	19.6	10.4	47.6
NEONATAL	3	2	1	11.8	10.4	15.9
POST-NEONATAL	2	0	2	7.8	0.0	31.7
EARLY CHILDHOOD (1-4)	1	0	1	88.5	0.0	395.3
LATER CHILDHOOD (5-14)	0	0	0	0.0	0.0	0.0
ADOLESCENCE (15-19)	1	1	0	64.3	94.2	0.0
EARLY ADULTHOOD (20-29)	3	2	1	102.3	92.8	128.5
YOUNG ADULTHOOD (30-44)	7	4	3	202.4	135.2	598.8
MIDDLE ADULTHOOD (45-59)	18	12	6	915.6	764.3	1515.2
LATER ADULTHOOD (60-74)	23	17	6	1888.3	2053.1	1538.5
OLDER ADULTHOOD (>74)	26	17	9	8074.5	8717.9	7086.6
Cause of Death						
Infectious and Parasitic Diseases (001-139)	2	1	1	12.5	8.3	25.8
Neoplasms (140-239)	19	14	5	118.9	115.7	128.8
Malignant Neoplasms (140-208)	19	14	5	118.9	115.7	128.8
Stomach (151)	0	0	0	0.0	0.0	0.0
Colon (153)	1	1	0	6.3	8.3	0.0
Pancreas (157)	0	0	0	0.0	0.0	0.0
Trachea, Bronchus and Lung (162)	6	4	2	37.5	33.0	51.5
Breast (174-175)	1	0	1	6.3	0.0	25.8
Ovary (183)	0	0	0	0.0	0.0	0.0
Prostate (185)	0	0	0	0.0	0.0	0.0
Leukemia (204-208)	1	1	0	6.3	8.3	0.0
All Other Malignant Sites	10	8	2	62.6	66.1	51.5
Endocrine, Nutritional and Metabolic Diseases (240-279)	1	0	1	6.3	0.0	25.8
Diabetes Mellitus (250)	1	0	1	6.3	0.0	25.8
Diseases of Blood and Blood-Forming Organs (280-289)	3	1	2	18.8	8.3	51.5
Mental Disorders (290-319)	0	0	0	0.0	0.0	0.0
Diseases of the Nervous System and Sense Organs (320-389)	2	2	0	12.5	16.5	0.0
Diseases of the Circulatory System (390-459)	28	15	13	175.2	123.9	335.0
Hypertensive Diseases (401-405)	3	1	2	18.8	8.3	51.5
Ischaemic Heart Disease (410-414)	12	8	4	75.1	66.1	103.1
Acute Myocardial Infarction (410)	5	3	2	31.3	24.8	51.5
Other Forms of Heart Disease (420-429)	2	0	2	12.5	0.0	51.5
Cerebrovascular Disease (430-438)	9	4	5	56.3	33.0	128.8
Diseases of The Arteries And Capillaries (440-448)	2	2	0	12.5	16.5	0.0

SELECTED VITAL STATISTICS BY RACE, BY COUNTY, 1988

ITEM	LEE					
	NUMBER			RATE		
	Total	White	Black	Total	White	Black
Cause of Death (Continued)						
Diseases of The Respiratory System (460-519)	8	7	1	50.1	57.8	25.8
Influenza and Pneumonia (480-487)	2	2	0	12.5	16.5	0.0
Chronic Obstructive Pulmonary Disease (490-496)	5	4	1	31.3	33.0	25.8
Diseases of The Digestive System (520-579)	4	3	1	25.0	24.8	25.8
Chronic Liver Disease And Cirrhosis (571)	0	0	0	0.0	0.0	0.0
Disease of The Genitourinary System (580-629)	1	0	1	6.3	0.0	25.8
Complications Of Pregnancy, Childbirth, And The Puerperium (630-676)	0	0	0	0.0	0.0	0.0
Diseases Of The Skin (680-709)	0	0	0	0.0	0.0	0.0
Diseases Of The Musculoskeletal System (710-739)	0	0	0	0.0	0.0	0.0
Congenital Anomalies (740-759)	1	1	0	6.3	8.3	0.0
Certain Conditions Originating In The Perinatal Period (760-779)	1	1	0	6.3	8.3	0.0
Disorders Relating To Short Gestation (765)	0	0	0	0.0	0.0	0.0
Symptoms, Signs, and Ill Defined Conditions (780-799)	4	1	3	25.0	8.3	77.3
SIDS (798)	1	0	1	6.3	0.0	25.8
Injury And Poisoning (E800-E999)	10	9	1	62.6	74.4	25.8
Motor Vehicle Accidents (E810-E825)	4	3	1	25.0	24.8	25.8
All Other Accidents (E800-E807, E826-E949)	1	1	0	6.3	8.3	0.0
Suicides (E950-E959)	5	5	0	31.3	41.3	0.0
Homicides (E960-E969)	0	0	0	0.0	0.0	0.0

SELECTED VITAL STATISTICS BY RACE, B. COUNTY, 1988

ITEM	LIBERTY					
	NUMBER			RATE		
	Total	White	Black	Total	White	Black
TOTAL DEATHS	178	109	66	3.6	3.7	3.3
Lifestages						
INFANCY (<1)	21	7	13	14.4	8.4	22.7
NEONATAL	16	4	11	11.0	4.8	19.2
POST-NEONATAL	5	3	2	3.4	3.6	3.5
EARLY CHILDHOOD (1-4)	1	1	0	22.3	39.3	0.0
LATER CHILDHOOD (5-14)	4	4	0	50.0	90.5	0.0
ADOLESCENCE (15-19)	1	1	0	16.3	27.8	0.0
EARLY ADULTHOOD (20-29)	9	4	5	61.2	47.9	78.7
YOUNG ADULTHOOD (30-44)	14	7	6	171.5	129.8	216.5
MIDDLE ADULTHOOD (45-59)	17	15	2	456.5	601.0	162.9
LATER ADULTHOOD (60-74)	57	42	15	2705.3	3420.2	1706.5
OLDER ADULTHOOD (>74)	54	28	25	10018.6	11290.3	8591.1
Cause of Death						
Infectious and Parasitic Diseases (001-139)	5	4	1	10.1	13.7	4.9
Neoplasms (140-239)	44	28	16	89.2	96.2	79.2
Malignant Neoplasms (140-208)	42	27	15	85.2	92.8	74.2
Stomach (151)	0	0	0	0.0	0.0	0.0
Colon (153)	3	0	3	6.1	0.0	14.8
Pancreas (157)	0	0	0	0.0	0.0	0.0
Trachea, Bronchus and Lung (162)	20	12	8	40.6	41.2	39.6
Breast (174-175)	4	3	1	8.1	10.3	4.9
Ovary (183)	0	0	0	0.0	0.0	0.0
Prostate (185)	2	1	1	4.1	3.4	4.9
Leukemia (204-208)	1	1	0	2.0	3.4	0.0
All Other Malignant Sites	12	10	2	24.3	34.4	9.9
Endocrine, Nutritional and Metabolic Diseases (240-279)	3	3	0	6.1	10.3	0.0
Diabetes Mellitus (250)	3	3	0	6.1	10.3	0.0
Diseases of Blood and Blood-Forming Organs (280-289)	0	0	0	0.0	0.0	0.0
Mental Disorders (290-319)	1	0	1	2.0	0.0	4.9
Diseases of the Nervous System and Sense Organs (320-389)	5	3	2	10.1	10.3	9.9
Diseases of the Circulatory System (390-459)	60	40	19	121.7	137.4	94.0
Hypertensive Diseases (401-405)	3	0	3	6.1	0.0	14.8
Ischaemic Heart Disease (410-439)	28	21	6	56.8	72.2	29.7
Acute Myocardial Infarction (410)	19	13	5	38.5	44.7	24.7
Other Forms of Heart Disease (420-429)	17	11	6	34.5	37.8	29.7
Cerebrovascular Disease (430-439)	8	5	3	16.2	17.2	14.8
Diseases of The Arteries And Capillaries (440-448)	1	0	1	2.0	0.0	4.9

SELECTED VITAL STATISTICS BY RACE, COUNTY, 1988

ITEM	LIBERTY					
	NUMBER			RATE		
	Total	White	Black	Total	White	Black
Cause of Death (Continued)						
Diseases of The Respiratory System (460-519)						
Influenza and Pneumonia (480-487)	13	10	3	26.4	34.4	14.8
Chronic Obstructive Pulmonary Disease (490-496)	4	3	1	8.1	10.3	4.9
Disease (490-496)	5	4	1	10.1	13.7	4.9
Diseases of The Digestive System (520-579)						
Chronic Liver Disease And Cirrhosis (571)	8	5	3	16.2	17.2	14.8
	2	2	0	4.1	6.9	0.0
Disease of The Genitourinary System (580-629)						
	2	1	1	4.1	3.4	4.9
Complications Of Pregnancy, Childbirth, And The Puerperium (630-676)						
	0	0	0	0.0	0.0	0.0
Diseases Of The Skin (680-709)						
	0	0	0	0.0	0.0	0.0
Diseases Of The Musculoskeletal System (710-739)						
	0	0	0	0.0	0.0	0.0
Congenital Anomalies (740-759)						
	3	1	1	6.1	3.4	4.9
Certain Conditions Originating In The Perinatal Period (760-779)						
Disorders Relating To Short Gestation (765)	13	2	11	26.4	6.9	54.4
	0	0	0	0.0	0.0	0.0
Symptoms, Signs, and Ill Defined Conditions (780-799)						
SIDS (798)	2	2	0	4.1	6.9	0.0
	2	2	0	4.1	6.9	0.0
Injury And Poisoning (E800-E999)						
Motor Vehicle Accidents (E810-E825)	19	10	8	38.5	34.4	39.6
All Other Accidents (E800-E807, E826-E949)	8	6	1	16.2	20.6	4.9
Suicides (E950-E959)	5	3	2	10.1	10.3	9.9
Homicides (E960-E969)	2	1	1	4.1	3.4	4.9
	3	0	3	6.1	0.0	14.8

SELECTED VITAL STATISTICS BY RACE, BY COUNTY, 1988

ITEM	LINCOLN					
	NUMBER			RATE		
	Total	White	Black	Total	White	Black
TOTAL DEATHS	77	55	22	10.3	12.8	6.9
Lifestages						
INFANCY (<1)	0	0	0	0.0	0.0	0.0
NEONATAL	0	0	0	0.0	0.0	0.0
POST-NEONATAL	0	0	0	0.0	0.0	0.0
EARLY CHILDHOOD (1-4)	0	0	0	0.0	0.0	0.0
LATER CHILDHOOD (5-14)	0	0	0	0.0	0.0	0.0
ADOLESCENCE (15-19)	1	0	1	145.3	0.0	277.8
EARLY ADULTHOOD (20-29)	2	1	1	169.9	174.5	165.6
YOUNG ADULTHOOD (30-44)	3	1	2	239.8	132.3	404.0
MIDDLE ADULTHOOD (45-59)	9	8	1	758.9	987.7	266.0
LATER ADULTHOOD (60-74)	20	13	7	1945.5	1740.3	2491.1
OLDER ADULTHOOD (>74)	42	32	10	14046.8	14349.8	13157.9
Cause of Death						
Infectious and Parasitic Diseases (001-139)	1	0	1	13.3	0.0	31.4
Neoplasms (140-239)	20	14	6	266.9	325.0	188.3
Malignant Neoplasms (140-208)	20	14	6	266.9	325.0	188.3
Stomach (151)	1	0	1	13.3	0.0	31.4
Colon (153)	2	2	0	26.7	46.4	0.0
Pancreas (157)	1	1	0	13.3	23.2	0.0
Trachea, Bronchus and Lung (162)	2	1	1	26.7	23.2	31.4
Breast (174-175)	2	1	1	26.7	23.2	31.4
Ovary (183)	0	0	0	0.0	0.0	0.0
Prostate (185)	1	0	1	13.3	0.0	31.4
Leukemia (204-208)	1	0	1	13.3	0.0	31.4
All Other Malignant Sites	10	9	1	133.4	208.9	31.4
Endocrine, Nutritional and Metabolic Diseases (240-279)	1	1	0	13.3	23.2	0.0
Diabetes Mellitus (250)	0	0	0	0.0	0.0	0.0
Diseases of Blood and Blood-Forming Organs (280-289)	0	0	0	0.0	0.0	0.0
Mental Disorders (290-319)	1	1	0	13.3	23.2	0.0
Diseases of the Nervous System and Sense Organs (320-389)	0	0	0	0.0	0.0	0.0
Diseases of the Circulatory System (390-459)	40	30	10	533.8	696.4	313.9
Hypertensive Diseases (401-405)	0	0	0	0.0	0.0	0.0
Ischaemic Heart Disease (410-429)	14	11	3	186.8	255.3	94.2
Acute Myocardial Infarction (410)	7	6	1	93.4	139.3	31.4
Other Forms of Heart Disease (420-429)	14	9	5	186.8	208.9	156.9
Cerebrovascular Disease (430-439)	9	7	2	120.1	162.5	62.8
Diseases of The Arteries And Capillaries (440-448)	2	2	0	26.7	46.4	0.0

SELECTED VITAL STATISTICS BY RACE, COUNTY, 1988

ITEM	LINCOLN					
	NUMBER			RATE		
	Total	White	Black	Total	White	Black
Cause of Death (Continued)						
Diseases of The Respiratory System (460-519)	7	6	1	93.4	139.3	31.4
Influenza and Pneumonia (480-487)	1	1	0	13.3	23.2	0.0
Chronic Obstructive Pulmonary Disease (490-496)	5	4	1	66.7	92.9	31.4
Diseases of The Digestive System (520-579)	1	1	0	13.3	23.2	0.0
Chronic Liver Disease And Cirrhosis (571)	0	0	0	0.0	0.0	0.0
Disease of The Genitourinary System (580-629)	1	0	1	13.3	0.0	31.4
Complications Of Pregnancy, Childbirth, And The Puerperium (630-676)	0	0	0	0.0	0.0	0.0
Diseases Of The Skin (680-709)	0	0	0	0.0	0.0	0.0
Diseases Of The Musculoskeletal System (710-739)	0	0	0	0.0	0.0	0.0
Congenital Anomalies (740-759)	0	0	0	0.0	0.0	0.0
Certain Conditions Originating In The Perinatal Period (760-779)	0	0	0	0.0	0.0	0.0
Disorders Relating To Short Gestation (765)	0	0	0	0.0	0.0	0.0
Symptoms, Signs, and Ill Defined Conditions (780-799)	0	0	0	0.0	0.0	0.0
SIDS (798)	0	0	0	0.0	0.0	0.0
Injury And Poisoning (E800-E999)	5	2	3	66.7	46.4	94.2
Motor Vehicle Accidents (E810-E825)	2	1	1	26.7	23.2	31.4
All Other Accidents (E800-E807, E826-E949)	2	0	2	26.7	0.0	62.8
Suicides (E950-E959)	0	0	0	0.0	0.0	0.0
Homicides (E960-E969)	1	1	0	13.3	23.2	0.0

SELECTED VITAL STATISTICS BY RACE, COUNTY, 1988

ITEM	LONG					
	NUMBER			RATE		
	Total	White	Black	Total	White	Black
TOTAL DEATHS	51	41	10	8.9	9.7	6.7
Lifestages						
INFANCY (<1)	0	0	0	0.0	0.0	0.0
NEONATAL	0	0	0	0.0	0.0	0.0
POST-NEONATAL	0	0	0	0.0	0.0	0.0
EARLY CHILDHOOD (1-4)	0	0	0	0.0	0.0	0.0
LATER CHILDHOOD (5-14)	0	0	0	0.0	0.0	0.0
ADOLESCENCE (15-19)	2	2	0	320.0	460.8	0.0
EARLY ADULTHOOD (20-29)	1	0	1	84.0	0.0	355.9
YOUNG ADULTHOOD (30-44)	5	4	1	522.5	507.6	591.7
MIDDLE ADULTHOOD (45-59)	8	7	1	1069.5	1194.5	617.3
LATER ADULTHOOD (60-74)	10	10	0	2036.7	2739.7	0.0
OLDER ADULTHOOD (>74)	25	18	7	20000.0	21686.7	16666.7
Cause of Death						
Infectious and Parasitic Diseases (001-139)	2	2	0	35.0	47.3	0.0
Neoplasms (140-239)	5	4	1	87.4	94.6	67.1
Malignant Neoplasms (140-208)	5	4	1	87.4	94.6	67.1
Stomach (151)	0	0	0	0.0	0.0	0.0
Colon (153)	0	0	0	0.0	0.0	0.0
Pancreas (157)	0	0	0	0.0	0.0	0.0
Trachea, Bronchus and Lung (162)	3	2	1	52.4	47.3	67.1
Breast (174-175)	0	0	0	0.0	0.0	0.0
Ovary (183)	0	0	0	0.0	0.0	0.0
Prostate (185)	0	0	0	0.0	0.0	0.0
Leukemia (204-208)	2	2	0	35.0	47.3	0.0
All Other Malignant Sites	0	0	0	0.0	0.0	0.0
Endocrine, Nutritional and Metabolic Diseases (240-279)	0	0	0	0.0	0.0	0.0
Diabetes Mellitus (250)	0	0	0	0.0	0.0	0.0
Diseases of Blood and Blood-Forming Organs (280-289)	0	0	0	0.0	0.0	0.0
Mental Disorders (290-319)	0	0	0	0.0	0.0	0.0
Diseases of the Nervous System and Sense Organs (320-389)	1	1	0	17.5	23.6	0.0
Diseases of the Circulatory System (390-459)	30	26	4	524.4	614.7	268.3
Hypertensive Diseases (401-405)	6	3	3	104.9	70.9	201.2
Ischaemic Heart Disease (410-414)	13	12	1	227.2	283.7	67.1
Acute Myocardial Infarction (410)	7	7	0	122.4	165.5	0.0
Other Forms of Heart Disease (420-429)	8	8	0	139.8	189.1	0.0
Cerebrovascular Disease (430-434)	2	2	0	35.0	47.3	0.0
Diseases of The Arteries And Capillaries (440-448)	0	0	0	0.0	0.0	0.0

SELECTED VITAL STATISTICS BY RACE, COUNTY, 1988

ITEM	LONG					
	NUMBER			RATE		
	Total	White	Black	Total	White	Black
Cause of Death (Continued)						
Diseases of The Respiratory System (460-519)						
Influenza and Pneumonia (480-487)	4	2	2	69.9	47.3	134.1
Chronic Obstructive Pulmonary Disease (490-496)	2	0	2	35.0	0.0	134.1
Disease (490-496)	2	2	0	35.0	47.3	0.0
Diseases of The Digestive System (520-579)						
Chronic Liver Disease And Cirrhosis (571)	2	2	0	35.0	47.3	0.0
	0	0	0	0.0	0.0	0.0
Disease of The Genitourinary System (580-629)						
	0	0	0	0.0	0.0	0.0
Complications Of Pregnancy, Childbirth, And The Puerperium (630-676)						
	0	0	0	0.0	0.0	0.0
Diseases Of The Skin (680-709)						
	0	0	0	0.0	0.0	0.0
Diseases Of The Musculoskeletal System (710-739)						
	0	0	0	0.0	0.0	0.0
Congenital Anomalies (740-759)						
	0	0	0	0.0	0.0	0.0
Certain Conditions Originating In The Perinatal Period (760-779)						
Disorders Relating To Short Gestation (765)	0	0	0	0.0	0.0	0.0
	0	0	0	0.0	0.0	0.0
Symptoms, Signs, and Ill Defined Conditions (780-799)						
SIDS (798)	0	0	0	0.0	0.0	0.0
	0	0	0	0.0	0.0	0.0
Injury And Poisoning (E800-E999)						
Motor Vehicle Accidents (E810-E825)	7	4	3	122.4	94.6	201.2
All Other Accidents (E800-E807, E826-E949)	1	1	0	17.5	23.6	0.0
Suicides (E950-E959)	3	1	2	52.4	23.6	134.1
Homicides (E960-E969)	2	2	0	35.0	47.3	0.0
	1	0	1	17.5	0.0	67.1

SELECTED VITAL STATISTICS BY RACE, COUNTY, 1988

ITEM	LOWNDES					
	NUMBER			RATE		
	Total	White	Black	Total	White	Black
TOTAL DEATHS	612	386	224	7.7	7.1	9.0
Lifestages						
INFANCY (<1)	16	10	6	12.4	13.3	11.4
NEONATAL	7	5	2	5.4	6.6	3.8
POST-NEONATAL	9	5	4	7.0	6.6	7.6
EARLY CHILDHOOD (1-4)	3	2	1	55.4	62.7	44.7
LATER CHILDHOOD (5-14)	5	1	4	36.3	11.8	75.8
ADOLESCENCE (15-19)	7	5	2	85.1	92.1	71.6
EARLY ADULTHOOD (20-29)	18	5	13	112.6	44.3	277.0
YOUNG ADULTHOOD (30-44)	32	18	13	217.1	164.6	341.7
MIDDLE ADULTHOOD (45-59)	87	48	38	853.5	632.8	1457.1
LATER ADULTHOOD (60-74)	172	113	59	2352.9	2195.9	2726.4
OLDER ADULTHOOD (>74)	272	184	88	11039.0	10586.9	12121.2
Cause of Death						
Infectious and Parasitic Diseases (001-139)	15	8	7	18.9	14.7	28.2
Neoplasms (140-239)	125	88	36	157.5	161.3	145.0
Malignant Neoplasms (140-208)	123	87	35	155.0	159.5	141.0
Stomach (151)	3	2	1	3.8	3.7	4.0
Colon (153)	8	7	1	10.1	12.8	4.0
Pancreas (157)	6	4	2	7.6	7.3	8.1
Trachea, Bronchus and Lung (160-173)	41	29	11	51.7	53.2	44.3
Breast (174-175)	10	8	2	12.6	14.7	8.1
Ovary (183)	1	1	0	1.3	1.8	0.0
Prostate (185)	6	4	2	7.6	7.3	8.1
Leukemia (204-208)	4	3	1	5.0	5.5	4.0
All Other Malignant Sites	44	29	15	55.4	53.2	60.4
Endocrine, Nutritional and Metabolic Diseases (240-279)	18	5	13	22.7	9.2	52.4
Diabetes Mellitus (250)	16	5	11	20.2	9.2	44.3
Diseases of Blood and Blood-Forming Organs (280-289)	4	3	1	5.0	5.5	4.0
Mental Disorders (290-319)	1	0	1	1.3	0.0	4.0
Diseases of the Nervous System and Sense Organs (320-389)	10	8	2	12.6	14.7	8.1
Diseases of the Circulatory System (390-459)	287	182	105	361.6	333.7	422.9
Hypertensive Diseases (401-405)	9	5	4	11.3	9.2	16.1
Ischaemic Heart Disease (410-414)	103	73	30	129.8	133.8	120.8
Acute Myocardial Infarction (410)	46	36	10	58.0	66.0	40.3
Other Forms of Heart Disease (420-429)	121	69	52	152.4	126.5	209.4
Cerebrovascular Disease (430-434)	36	25	11	45.4	45.8	44.3
Diseases of The Arteries And Capillaries (440-448)	11	6	5	13.9	11.0	20.1

SELECTED VITAL STATISTICS BY RACE, COUNTY, 1988

ITEM	LOWNDES					
	NUMBER			RATE		
	Total	White	Black	Total	White	Black
Cause of Death (Continued)						
Diseases of The Respiratory System (460-519)	45	34	11	56.7	62.3	44.3
Influenza and Pneumonia (480-487)	18	11	7	22.7	20.2	28.2
Chronic Obstructive Pulmonary Disease (490-496)	18	16	2	22.7	29.3	8.1
Diseases of The Digestive System (520-579)	13	10	3	16.4	18.3	12.1
Chronic Liver Disease And Cirrhosis (571)	3	1	2	3.8	1.8	8.1
Disease of The Genitourinary System (580-629)	9	4	5	11.3	7.3	20.1
Complications Of Pregnancy, Childbirth, And The Puerperium (630-676)	0	0	0	0.0	0.0	0.0
Diseases Of The Skin (680-709)	6	4	2	7.6	7.3	8.1
Diseases Of The Musculoskeletal System (710-739)	3	3	0	3.8	5.5	0.0
Congenital Anomalies (740-759)	3	3	0	3.8	5.5	0.0
Certain Conditions Originating In The Perinatal Period (760-779)	7	5	2	8.8	9.2	8.1
Disorders Relating To Short Gestation (765)	1	1	0	1.3	1.8	0.0
Symptoms, Signs, and Ill Defined Conditions (780-799)	6	2	4	7.6	3.7	16.1
SIDS (798)	1	0	1	1.3	0.0	4.0
Injury And Poisoning (E800-E999)	60	27	32	75.6	49.5	128.9
Motor Vehicle Accidents (E810-E825)	21	13	8	26.5	23.8	32.2
All Other Accidents (E800-E807, E826-E949)	16	7	9	20.2	12.8	36.2
Suicides (E950-E959)	6	4	2	7.6	7.3	8.1
Homicides (E960-E969)	14	1	12	17.6	1.8	48.3

SELECTED VITAL STATISTICS BY RACE, BY COUNTY, 1988

ITEM	LUMPKIN					
	NUMBER			RATE		
	Total	White	Black	Total	White	Black
TOTAL DEATHS	103	103	0	8.2	8.5	0.0
Lifestages						
INFANCY (<1)	0	0	0	0.0	0.0	0.0
NEONATAL	0	0	0	0.0	0.0	0.0
POST-NEONATAL	0	0	0	0.0	0.0	0.0
EARLY CHILDHOOD (1-4)	0	0	0	0.0	0.0	0.0
LATER CHILDHOOD (5-14)	2	2	0	103.7	107.8	0.0
ADOLESCENCE (15-19)	0	0	0	0.0	0.0	0.0
EARLY ADULTHOOD (20-29)	4	4	0	171.7	179.1	0.0
YOUNG ADULTHOOD (30-44)	5	5	0	215.9	221.3	0.0
MIDDLE ADULTHOOD (45-59)	19	19	0	1082.0	1121.6	0.0
LATER ADULTHOOD (60-74)	33	33	0	2570.1	2663.4	0.0
OLDER ADULTHOOD (>74)	40	40	0	7905.1	8080.8	0.0
Cause of Death						
Infectious and Parasitic Diseases (001-139)	3	3	0	23.9	24.9	0.0
Neoplasms (140-239)	19	19	0	151.6	157.5	0.0
Malignant Neoplasms (140-208)	19	19	0	151.6	157.5	0.0
Stomach (151)	0	0	0	0.0	0.0	0.0
Colon (153)	1	1	0	8.0	8.3	0.0
Pancreas (157)	0	0	0	0.0	0.0	0.0
Trachea, Bronchus and Lung (162)	8	8	0	63.8	66.3	0.0
Breast (174-175)	1	1	0	8.0	8.3	0.0
Ovary (183)	0	0	0	0.0	0.0	0.0
Prostate (185)	0	0	0	0.0	0.0	0.0
Leukemia (204-208)	1	1	0	8.0	8.3	0.0
All Other Malignant Sites	8	8	0	63.8	66.3	0.0
Endocrine, Nutritional and Metabolic Diseases (240-279)	3	3	0	23.9	24.9	0.0
Diabetes Mellitus (250)	3	3	0	23.9	24.9	0.0
Diseases of Blood and Blood-Forming Organs (280-289)	0	0	0	0.0	0.0	0.0
Mental Disorders (290-319)	0	0	0	0.0	0.0	0.0
Diseases of the Nervous System and Sense Organs (320-389)	2	2	0	16.0	16.6	0.0
Diseases of the Circulatory System (390-459)	43	43	0	343.0	356.5	0.0
Hypertensive Diseases (401-405)	0	0	0	0.0	0.0	0.0
Ischaemic Heart Disease (410-414)	25	25	0	199.4	207.3	0.0
Acute Myocardial Infarction (410)	22	22	0	175.5	182.4	0.0
Other Forms of Heart Disease (420-429)	11	11	0	87.8	91.2	0.0
Cerebrovascular Disease (430-438)	6	6	0	47.9	49.7	0.0
Diseases of The Arteries And Capillaries (440-448)	1	1	0	8.0	8.3	0.0

SELECTED VITAL STATISTICS BY RACE, BY COUNTY, 1988

ITEM	LUMPKIN					
	NUMBER			RATE		
	Total	White	Black	Total	White	Black
Cause of Death (Continued)						
Diseases of The Respiratory System (460-519)	11	11	0	87.8	91.2	0.0
Influenza and Pneumonia (480-487)	5	5	0	39.9	41.5	0.0
Chronic Obstructive Pulmonary Disease (490-496)	5	5	0	39.9	41.5	0.0
Diseases of The Digestive System (520-579)	3	3	0	23.9	24.9	0.0
Chronic Liver Disease And Cirrhosis (571)	1	1	0	8.0	8.3	0.0
Disease of The Genitourinary System (580-629)	3	3	0	23.9	24.9	0.0
Complications Of Pregnancy, Childbirth, And The Puerperium (630-676)	0	0	0	0.0	0.0	0.0
Diseases Of The Skin (680-709)	0	0	0	0.0	0.0	0.0
Diseases Of The Musculoskeletal System (710-739)	0	0	0	0.0	0.0	0.0
Congenital Anomalies (740-759)	0	0	0	0.0	0.0	0.0
Certain Conditions Originating In The Perinatal Period (760-779)	0	0	0	0.0	0.0	0.0
Disorders Relating To Short Gestation (765)	0	0	0	0.0	0.0	0.0
Symptoms, Signs, and Ill Defined Conditions (780-799)	2	2	0	16.0	16.6	0.0
SIDS (798)	0	0	0	0.0	0.0	0.0
Injury And Poisoning (E800-E999)	14	14	0	111.7	116.1	0.0
Motor Vehicle Accidents (E810-E825)	6	6	0	47.9	49.7	0.0
All Other Accidents (E800-E807, E826-E949)	5	5	0	39.9	41.5	0.0
Suicides (E950-E959)	2	2	0	16.0	16.6	0.0
Homicides (E960-E969)	0	0	0	0.0	0.0	0.0

SELECTED VITAL STATISTICS BY RACE, BY COUNTY, 1988

ITEM	MACON					
	NUMBER			RATE		
	Total	White	Black	Total	White	Black
TOTAL DEATHS	144	65	79	9.7	10.0	9.4
Lifestages						
INFANCY (<1)	4	1	3	18.1	13.5	20.4
NEONATAL	2	1	1	9.0	13.5	6.8
POST-NEONATAL	2	0	2	9.0	0.0	13.6
EARLY CHILDHOOD (1-4)	1	0	1	91.4	0.0	155.0
LATER CHILDHOOD (5-14)	2	1	1	74.4	109.9	56.3
ADOLESCENCE (15-19)	1	0	1	65.9	0.0	94.3
EARLY ADULTHOOD (20-29)	6	1	5	242.9	93.8	356.1
YOUNG ADULTHOOD (30-44)	12	5	7	509.1	428.4	588.2
MIDDLE ADULTHOOD (45-59)	17	6	11	873.1	612.2	1137.5
LATER ADULTHOOD (60-74)	30	15	15	1639.3	1597.4	1683.5
OLDER ADULTHOOD (>74)	71	36	35	9126.0	8238.0	10263.9
Cause of Death						
Infectious and Parasitic Diseases (001-139)	2	1	1	13.4	15.4	11.9
Neoplasms (140-239)	25	11	14	167.8	169.8	166.2
Malignant Neoplasms (140-208)	24	11	13	161.1	169.8	154.4
Stomach (151)	0	0	0	0.0	0.0	0.0
Colon (153)	3	0	3	20.1	0.0	35.6
Pancreas (157)	0	0	0	0.0	0.0	0.0
Trachea, Bronchus and Lung (162)	8	6	2	53.7	92.6	23.7
Breast (174-175)	1	0	1	6.7	0.0	11.9
Ovary (183)	3	2	1	20.1	30.9	11.9
Prostate (185)	3	1	2	20.1	15.4	23.7
Leukemia (204-208)	1	1	0	6.7	15.4	0.0
All Other Malignant Sites	5	1	4	33.6	15.4	47.5
Endocrine, Nutritional and Metabolic Diseases (240-279)	7	5	2	47.0	77.2	23.7
Diabetes Mellitus (250)	1	1	0	6.7	15.4	0.0
Diseases of Blood and Blood-Forming Organs (280-289)	0	0	0	0.0	0.0	0.0
Mental Disorders (290-319)	0	0	0	0.0	0.0	0.0
Diseases of the Nervous System and Sense Organs (320-389)	3	0	3	20.1	0.0	35.6
Diseases of the Circulatory System (390-459)	67	33	34	449.6	509.3	403.7
Hypertensive Diseases (401-405)	2	0	2	13.4	0.0	23.7
Ischaemic Heart Disease (410-414)	32	21	11	214.7	324.1	130.6
Acute Myocardial Infarction (410)	27	19	8	181.2	293.2	95.0
Other Forms of Heart Disease (420-429)	11	6	5	73.8	92.6	59.4
Cerebrovascular Disease (430-438)	13	2	11	87.2	30.9	130.6
Diseases of The Arteries And Capillaries (440-448)	6	3	3	40.3	46.3	35.6

SELECTED VITAL STATISTICS BY RACE, BY COUNTY, 1988

ITEM	MACON					
	NUMBER			RATE		
	Total	White	Black	Total	White	Black
Cause of Death (Continued)						
Diseases of The Respiratory System (460-519)	8	3	5	53.7	46.3	59.4
Influenza and Pneumonia (480-487)	3	1	2	20.1	15.4	23.7
Chronic Obstructive Pulmonary Disease (490-496)	4	1	3	26.8	15.4	35.6
Diseases of The Digestive System (520-579)	7	3	4	47.0	46.3	47.5
Chronic Liver Disease And Cirrhosis (571)	1	0	1	6.7	0.0	11.9
Disease of The Genitourinary System (580-629)	2	0	2	13.4	0.0	23.7
Complications Of Pregnancy, Childbirth, And The Puerperium (630-676)	0	0	0	0.0	0.0	0.0
Diseases Of The Skin (680-709)	0	0	0	0.0	0.0	0.0
Diseases Of The Musculoskeletal System (710-739)	3	1	2	20.1	15.4	23.7
Congenital Anomalies (740-759)	2	2	0	13.4	30.9	0.0
Certain Conditions Originating In The Perinatal Period (760-779)	3	1	2	20.1	15.4	23.7
Disorders Relating To Short Gestation (765)	1	0	1	6.7	0.0	11.9
Symptoms, Signs, and Ill Defined Conditions (780-799)	2	1	1	13.4	15.4	11.9
SIDS (798)	0	0	0	0.0	0.0	0.0
Injury And Poisoning (E800-E999)	13	4	9	87.2	61.7	106.9
Motor Vehicle Accidents (E810-E825)	2	0	2	13.4	0.0	23.7
All Other Accidents (E800-E807, E826-E949)	5	2	3	33.6	30.9	35.6
Suicides (E950-E959)	2	1	1	13.4	15.4	11.9
Homicides (E960-E969)	3	0	3	20.1	0.0	35.6

SELECTED VITAL STATISTICS BY RACE, BY COUNTY, 1988

ITEM	MADISON					
	NUMBER			RATE		
	Total	White	Black	Total	White	Black
TOTAL DEATHS	168	150	18	8.2	8.2	7.8
Lifestages						
INFANCY (<1)	3	2	1	11.5	8.6	34.5
NEONATAL	1	1	0	3.8	4.3	0.0
POST-NEONATAL	2	1	1	7.6	4.3	34.5
EARLY CHILDHOOD (1-4)	2	2	0	153.6	173.8	0.0
LATER CHILDHOOD (5-14)	1	1	0	27.4	32.2	0.0
ADOLESCENCE (15-19)	3	0	3	162.8	0.0	1063.8
EARLY ADULTHOOD (20-29)	5	4	1	150.4	133.4	305.8
YOUNG ADULTHOOD (30-44)	8	8	0	184.5	205.7	0.0
MIDDLE ADULTHOOD (45-59)	22	20	2	754.5	746.3	847.5
LATER ADULTHOOD (60-74)	52	47	5	2272.7	2284.9	2164.5
OLDER ADULTHOOD (>74)	72	66	6	11267.6	11148.6	12766.0
Cause of Death						
Infectious and Parasitic Diseases (001-139)	2	1	1	9.7	5.5	43.5
Neoplasms (140-239)	43	39	4	209.1	213.5	174.1
Malignant Neoplasms (140-208)	42	38	4	204.2	208.0	174.1
Stomach (151)	0	0	0	0.0	0.0	0.0
Colon (153)	4	4	0	19.5	21.9	0.0
Pancreas (157)	2	2	0	9.7	10.9	0.0
Trachea, Bronchus and Lung (162)	8	8	0	38.9	43.8	0.0
Breast (174-175)	5	4	1	24.3	21.9	43.5
Ovary (183)	0	0	0	0.0	0.0	0.0
Prostate (185)	5	3	2	24.3	16.4	87.0
Leukemia (204-208)	0	0	0	0.0	0.0	0.0
All Other Malignant Sites	18	17	1	87.5	93.1	43.5
Endocrine, Nutritional and Metabolic Diseases (240-279)	3	3	0	14.6	16.4	0.0
Diabetes Mellitus (250)	3	3	0	14.6	16.4	0.0
Diseases of Blood and Blood-Forming Organs (280-289)	0	0	0	0.0	0.0	0.0
Mental Disorders (290-319)	1	1	0	4.9	5.5	0.0
Diseases of the Nervous System and Sense Organs (320-389)	1	1	0	4.9	5.5	0.0
Diseases of the Circulatory System (390-459)	83	75	8	403.6	410.6	348.1
Hypertensive Diseases (401-405)	3	2	1	14.6	10.9	43.5
Ischaemic Heart Disease (410-414)	44	39	5	214.0	213.5	217.6
Acute Myocardial Infarction (410)	20	18	2	97.3	98.5	87.0
Other Forms of Heart Disease (420-429)	15	14	1	72.9	76.6	43.5
Cerebrovascular Disease (430-438)	14	13	1	68.1	71.2	43.5
Diseases of The Arteries And Capillaries (440-448)	4	4	0	19.5	21.9	0.0

SELECTED VITAL STATISTICS BY RACE, BY COUNTY, 1988

ITEM	MADISON					
	NUMBER			RATE		
	Total	White	Black	Total	White	Black
Cause of Death (Continued)						
Diseases of The Respiratory System (460-519)	12	9	3	58.4	49.3	130.5
Influenza and Pneumonia (480-487)	5	3	2	24.3	16.4	87.0
Chronic Obstructive Pulmonary Disease (490-496)	5	5	0	24.3	27.4	0.0
Diseases of The Digestive System (520-579)	5	5	0	24.3	27.4	0.0
Chronic Liver Disease And Cirrhosis (571)	0	0	0	0.0	0.0	0.0
Disease of The Genitourinary System (580-629)	1	1	0	4.9	5.5	0.0
Complications Of Pregnancy, Childbirth, And The Puerperium (630-676)	0	0	0	0.0	0.0	0.0
Diseases Of The Skin (680-709)	0	0	0	0.0	0.0	0.0
Diseases Of The Musculoskeletal System (710-739)	0	0	0	0.0	0.0	0.0
Congenital Anomalies (740-759)	0	0	0	0.0	0.0	0.0
Certain Conditions Originating In The Perinatal Period (760-779)	1	1	0	4.9	5.5	0.0
Disorders Relating To Short Gestation (765)	0	0	0	0.0	0.0	0.0
Symptoms, Signs, and Ill Defined Conditions (780-799)	0	0	0	0.0	0.0	0.0
SIDS (798)	0	0	0	0.0	0.0	0.0
Injury And Poisoning (E800-E999)	16	14	2	77.8	76.6	87.0
Motor Vehicle Accidents (E810-E825)	7	6	1	34.0	32.8	43.5
All Other Accidents (E800-E807, E826-E949)	6	6	0	29.2	32.8	0.0
Suicides (E950-E959)	3	2	1	14.6	10.9	43.5
Homicides (E960-E969)	0	0	0	0.0	0.0	0.0

SELECTED VITAL STATISTICS BY RACE, BY COUNTY, 1988

ITEM	MARION					
	NUMBER			RATE		
	Total	White	Black	Total	White	Black
TOTAL DEATHS	48	28	20	8.4	9.1	7.5
Lifestages						
INFANCY (<1)	2	1	1	22.5	25.0	20.4
NEONATAL	1	1	0	11.2	25.0	0.0
POST-NEONATAL	1	0	1	11.2	0.0	20.4
EARLY CHILDHOOD (1-4)	0	0	0	0.0	0.0	0.0
LATER CHILDHOOD (5-14)	0	0	0	0.0	0.0	0.0
ADOLESCENCE (15-19)	1	1	0	153.6	324.7	0.0
EARLY ADULTHOOD (20-29)	0	0	0	0.0	0.0	0.0
YOUNG ADULTHOOD (30-44)	1	0	1	96.7	0.0	252.5
MIDDLE ADULTHOOD (45-59)	6	1	5	798.9	221.2	1672.2
LATER ADULTHOOD (60-74)	16	8	8	2225.3	1877.9	2730.4
OLDER ADULTHOOD (>74)	22	17	5	10280.4	16666.7	4464.3
Cause of Death						
Infectious and Parasitic Diseases (001-139)	0	0	0	0.0	0.0	0.0
Neoplasms (140-239)	9	5	4	157.0	163.1	150.1
Malignant Neoplasms (140-208)	9	5	4	157.0	163.1	150.1
Stomach (151)	1	0	1	17.4	0.0	37.5
Colon (153)	1	1	0	17.4	32.6	0.0
Pancreas (157)	0	0	0	0.0	0.0	0.0
Trachea, Bronchus and Lung (162)	1	0	1	17.4	0.0	37.5
Breast (174-175)	0	0	0	0.0	0.0	0.0
Ovary (183)	0	0	0	0.0	0.0	0.0
Prostate (185)	2	2	0	34.9	65.2	0.0
Leukemia (204-208)	1	1	0	17.4	32.6	0.0
All Other Malignant Sites	3	1	2	52.3	32.6	75.0
Endocrine, Nutritional and Metabolic Diseases (240-279)	1	1	0	17.4	32.6	0.0
Diabetes Mellitus (250)	0	0	0	0.0	0.0	0.0
Diseases of Blood and Blood-Forming Organs (280-289)	1	0	1	17.4	0.0	37.5
Mental Disorders (290-319)	0	0	0	0.0	0.0	0.0
Diseases of the Nervous System and Sense Organs (320-389)	1	0	1	17.4	0.0	37.5
Diseases of the Circulatory System (390-459)	24	14	10	418.8	456.6	375.2
Hypertensive Diseases (401-405)	0	0	0	0.0	0.0	0.0
Ischaemic Heart Disease (410-414)	10	6	4	174.5	195.7	150.1
Acute Myocardial Infarction (410)	3	2	1	52.3	65.2	37.5
Other Forms of Heart Disease (420-429)	9	6	3	157.0	195.7	112.6
Cerebrovascular Disease (430-438)	3	1	2	52.3	32.6	75.0
Diseases of The Arteries And Capillaries (440-448)	2	1	1	34.9	32.6	37.5

SELECTED VITAL STATISTICS BY RACE, BY COUNTY, 1988

ITEM	MARION					
	NUMBER			RATE		
	Total	White	Black	Total	White	Black
Cause of Death (Continued)						
Diseases of The Respiratory System (460-519)	5	3	2	87.2	97.8	75.0
Influenza and Pneumonia (480-487)	1	1	0	17.4	32.6	0.0
Chronic Obstructive Pulmonary Disease (490-496)	4	2	2	69.8	65.2	75.0
Diseases of The Digestive System (520-579)	1	1	0	17.4	32.6	0.0
Chronic Liver Disease And Cirrhosis (571)	1	1	0	17.4	32.6	0.0
Disease of The Genitourinary System (580-629)	0	0	0	0.0	0.0	0.0
Complications Of Pregnancy, Childbirth, And The Puerperium (630-676)	0	0	0	0.0	0.0	0.0
Diseases Of The Skin (680-709)	0	0	0	0.0	0.0	0.0
Diseases Of The Musculoskeletal System (710-739)	0	0	0	0.0	0.0	0.0
Congenital Anomalies (740-759)	0	0	0	0.0	0.0	0.0
Certain Conditions Originating In The Perinatal Period (760-779)	1	1	0	17.4	32.6	0.0
Disorders Relating To Short Gestation (765)	1	1	0	17.4	32.6	0.0
Symptoms, Signs, and Ill Defined Conditions (780-799)	2	0	2	34.9	0.0	75.0
SIDS (798)	1	0	1	17.4	0.0	37.5
Injury And Poisoning (E800-E999)	3	3	0	52.3	97.8	0.0
Motor Vehicle Accidents (E810-E825)	2	2	0	34.9	65.2	0.0
All Other Accidents (E800-E807, E826-E949)	1	1	0	17.4	32.6	0.0
Suicides (E950-E959)	0	0	0	0.0	0.0	0.0
Homicides (E960-E969)	0	0	0	0.0	0.0	0.0

SELECTED VITAL STATISTICS BY RACE, BY COUNTY, 1988

ITEM	MCDUFFIE					
	NUMBER			RATE		
	Total	White	Black	Total	White	Black
TOTAL DEATHS	194	120	74	9.5	9.2	9.9
Lifestages						
INFANCY (<1)	5	0	5	16.2	0.0	33.1
NEONATAL	3	0	3	9.7	0.0	19.9
POST-NEONATAL	2	0	2	6.5	0.0	13.2
EARLY CHILDHOOD (1-4)	0	0	0	0.0	0.0	0.0
LATER CHILDHOOD (5-14)	0	0	0	0.0	0.0	0.0
ADOLESCENCE (15-19)	3	2	1	148.0	183.7	106.6
EARLY ADULTHOOD (20-29)	5	1	4	158.5	52.3	321.5
YOUNG ADULTHOOD (30-44)	13	7	6	341.7	274.2	479.6
MIDDLE ADULTHOOD (45-59)	26	21	5	860.6	957.2	604.6
LATER ADULTHOOD (60-74)	68	43	25	2700.6	2434.9	3324.5
OLDER ADULTHOOD (>74)	74	46	28	9169.8	8056.0	11864.4
Cause of Death						
Infectious and Parasitic Diseases (001-139)	5	2	3	24.4	15.4	40.3
Neoplasms (140-239)	40	25	15	195.5	192.0	201.7
Malignant Neoplasms (140-208)	39	24	15	190.6	184.3	201.7
Stomach (151)	0	0	0	0.0	0.0	0.0
Colon (153)	5	4	1	24.4	30.7	13.4
Pancreas (157)	1	0	1	4.9	0.0	13.4
Trachea, Bronchus and Lung (162)	14	8	6	68.4	61.4	80.7
Breast (174-175)	2	1	1	9.8	7.7	13.4
Ovary (183)	1	1	0	4.9	7.7	0.0
Prostate (185)	1	0	1	4.9	0.0	13.4
Leukemia (204-208)	2	1	1	9.8	7.7	13.4
All Other Malignant Sites	13	9	4	63.5	69.1	53.8
Endocrine, Nutritional and Metabolic Diseases (240-279)	4	3	1	19.6	23.0	13.4
Diabetes Mellitus (250)	2	2	0	9.8	15.4	0.0
Diseases of Blood and Blood-Forming Organs (280-289)	1	0	1	4.9	0.0	13.4
Mental Disorders (290-319)	4	3	1	19.6	23.0	13.4
Diseases of the Nervous System and Sense Organs (320-389)	1	0	1	4.9	0.0	13.4
Diseases of the Circulatory System (390-459)	58	39	19	283.5	299.6	255.4
Hypertensive Diseases (401-405)	2	0	2	9.8	0.0	26.9
Ischaemic Heart Disease (410-414)	31	21	10	151.5	161.3	134.4
Acute Myocardial Infarction (410)	13	9	4	63.5	69.1	53.8
Other Forms of Heart Disease (420-429)	12	9	3	58.7	69.1	40.3
Cerebrovascular Disease (430-438)	12	8	4	58.7	61.4	53.8
Diseases of The Arteries And Capillaries (440-448)	0	0	0	0.0	0.0	0.0

SELECTED VITAL STATISTICS BY RACE, BY COUNTY, 1988

ITEM	MCDUFFIE					
	NUMBER			RATE		
	Total	White	Black	Total	White	Black
Cause of Death (Continued)						
Diseases of The Respiratory System (460-519)	23	14	9	112.4	107.5	121.0
Influenza and Pneumonia (480-487)	11	6	5	53.8	46.1	67.2
Chronic Obstructive Pulmonary Disease (490-496)	8	6	2	39.1	46.1	26.9
Diseases of The Digestive System (520-579)	3	2	1	14.7	15.4	13.4
Chronic Liver Disease And Cirrhosis (571)	2	2	0	9.8	15.4	0.0
Disease of The Genitourinary System (580-629)	4	1	3	19.6	7.7	40.3
Complications Of Pregnancy, Childbirth, And The Puerperium (630-676)	0	0	0	0.0	0.0	0.0
Diseases Of The Skin (680-709)	0	0	0	0.0	0.0	0.0
Diseases Of The Musculoskeletal System (710-739)	0	0	0	0.0	0.0	0.0
Congenital Anomalies (740-759)	2	0	2	9.8	0.0	26.9
Certain Conditions Originating In The Perinatal Period (760-779)	2	0	2	9.8	0.0	26.9
Disorders Relating To Short Gestation (765)	1	0	1	4.9	0.0	13.4
Symptoms, Signs, and Ill Defined Conditions (780-799)	30	21	9	146.6	161.3	121.0
SIDS (798)	0	0	0	0.0	0.0	0.0
Injury And Poisoning (E800-E999)	17	10	7	83.1	76.8	94.1
Motor Vehicle Accidents (E810-E825)	7	5	2	34.2	38.4	26.9
All Other Accidents (E800-E807, E826-E949)	6	3	3	29.3	23.0	40.3
Suicides (E950-E959)	1	1	0	4.9	7.7	0.0
Homicides (E960-E969)	2	1	1	9.8	7.7	13.4

SELECTED VITAL STATISTICS BY RACE, BY COUNTY, 1988

ITEM	MCINTOSH					
	NUMBER			RATE		
	Total	White	Black	Total	White	Black
TOTAL DEATHS	93	54	38	10.7	11.3	9.6
Lifestages						
INFANCY (<1)	3	1	2	23.1	18.2	26.7
NEONATAL	3	1	2	23.1	18.2	26.7
POST-NEONATAL	0	0	0	0.0	0.0	0.0
EARLY CHILDHOOD (1-4)	1	0	1	191.9	0.0	387.6
LATER CHILDHOOD (5-14)	2	2	0	118.9	242.1	0.0
ADOLESCENCE (15-19)	0	0	0	0.0	0.0	0.0
EARLY ADULTHOOD (20-29)	4	2	2	290.9	256.1	336.7
YOUNG ADULTHOOD (30-44)	7	6	1	451.6	622.4	170.6
MIDDLE ADULTHOOD (45-59)	16	9	7	1386.5	1319.6	1483.1
LATER ADULTHOOD (60-74)	30	14	15	2868.1	2473.5	3125.0
OLDER ADULTHOOD (>74)	30	20	10	9966.8	13245.0	6666.7
Cause of Death						
Infectious and Parasitic Diseases (001-139)	1	1	0	11.5	21.0	0.0
Neoplasms (140-239)	22	13	8	252.1	273.0	201.8
Malignant Neoplasms (140-208)	21	13	7	240.6	273.0	176.5
Stomach (151)	0	0	0	0.0	0.0	0.0
Colon (153)	2	0	2	22.9	0.0	50.4
Pancreas (157)	2	2	0	22.9	42.0	0.0
Trachea, Bronchus and Lung (162)	8	5	2	91.7	105.0	50.4
Breast (174-175)	0	0	0	0.0	0.0	0.0
Ovary (183)	0	0	0	0.0	0.0	0.0
Prostate (185)	1	0	1	11.5	0.0	25.2
Leukemia (204-208)	0	0	0	0.0	0.0	0.0
All Other Malignant Sites	8	6	2	91.7	126.0	50.4
Endocrine, Nutritional and Metabolic Diseases (240-279)	4	3	1	45.8	63.0	25.2
Diabetes Mellitus (250)	2	1	1	22.9	21.0	25.2
Diseases of Blood and Blood-Forming Organs (280-289)	0	0	0	0.0	0.0	0.0
Mental Disorders (290-319)	0	0	0	0.0	0.0	0.0
Diseases of the Nervous System and Sense Organs (320-389)	1	0	1	11.5	0.0	25.2
Diseases of the Circulatory System (390-459)	43	25	18	492.7	525.0	454.0
Hypertensive Diseases (401-405)	0	0	0	0.0	0.0	0.0
Ischaemic Heart Disease (410-414)	23	18	5	263.5	378.0	126.1
Acute Myocardial Infarction (410)	15	11	4	171.9	231.0	100.9
Other Forms of Heart Disease (420-429)	13	5	8	149.0	105.0	201.8
Cerebrovascular Disease (430-438)	6	1	5	68.8	21.0	126.1
Diseases of The Arteries And Capillaries (440-448)	0	0	0	0.0	0.0	0.0

SELECTED VITAL STATISTICS BY RACE, BY COUNTY, 1988

ITEM	MCINTOSH					
	NUMBER			RATE		
	Total	White	Black	Total	White	Black
Cause of Death (Continued)						
Diseases of The Respiratory System (460-519)	9	4	5	103.1	84.0	126.1
Influenza and Pneumonia (480-487)	4	1	3	45.8	21.0	75.7
Chronic Obstructive Pulmonary Disease (490-496)	2	2	0	22.9	42.0	0.0
Diseases of The Digestive System (520-579)	2	2	0	22.9	42.0	0.0
Chronic Liver Disease And Cirrhosis (571)	1	1	0	11.5	21.0	0.0
Disease of The Genitourinary System (580-629)	1	1	0	11.5	21.0	0.0
Complications Of Pregnancy, Childbirth, And The Puerperium (630-676)	0	0	0	0.0	0.0	0.0
Diseases Of The Skin (680-709)	0	0	0	0.0	0.0	0.0
Diseases Of The Musculoskeletal System (710-739)	0	0	0	0.0	0.0	0.0
Congenital Anomalies (740-759)	2	1	1	22.9	21.0	25.2
Certain Conditions Originating In The Perinatal Period (760-779)	1	0	1	11.5	0.0	25.2
Disorders Relating To Short Gestation (765)	0	0	0	0.0	0.0	0.0
Symptoms, Signs, and Ill Defined Conditions (780-799)	0	0	0	0.0	0.0	0.0
SIDS (798)	0	0	0	0.0	0.0	0.0
Injury And Poisoning (E800-E999)	7	4	3	80.2	84.0	75.7
Motor Vehicle Accidents (E810-E825)	5	4	1	57.3	84.0	25.2
All Other Accidents (E800-E807, E826-E949)	0	0	0	0.0	0.0	0.0
Suicides (E950-E959)	1	0	1	11.5	0.0	25.2
Homicides (E960-E969)	1	0	1	11.5	0.0	25.2

SELECTED VITAL STATISTICS BY RACE, BY COUNTY, 1988

ITEM	MERIWETHER					
	NUMBER			RATE		
	Total	White	Black	Total	White	Black
TOTAL DEATHS	225	136	89	10.3	11.4	9.0
Lifestages						
INFANCY (<1)	9	4	5	25.9	27.4	24.9
NEONATAL	5	3	2	14.4	20.5	10.0
POST-NEONATAL	4	1	3	11.5	6.8	14.9
EARLY CHILDHOOD (1-4)	1	1	0	69.2	152.4	0.0
LATER CHILDHOOD (5-14)	0	0	0	0.0	0.0	0.0
ADOLESCENCE (15-19)	4	3	1	192.8	306.4	91.2
EARLY ADULTHOOD (20-29)	3	2	1	89.8	114.1	63.0
YOUNG ADULTHOOD (30-44)	17	9	8	456.0	414.7	513.5
MIDDLE ADULTHOOD (45-59)	43	27	16	1411.7	1354.1	1520.9
LATER ADULTHOOD (60-74)	61	30	31	2126.9	1704.5	2797.8
OLDER ADULTHOOD (>74)	87	60	27	8471.3	8486.6	8437.5
Cause of Death						
Infectious and Parasitic Diseases (001-139)	3	3	0	13.8	25.2	0.0
Neoplasms (140-239)	44	29	15	202.2	243.4	152.4
Malignant Neoplasms (140-208)	44	29	15	202.2	243.4	152.4
Stomach (151)	2	1	1	9.2	8.4	10.2
Colon (153)	4	1	3	18.4	8.4	30.5
Pancreas (157)	2	1	1	9.2	8.4	10.2
Trachea, Bronchus and Lung (162)	12	7	5	55.2	58.7	50.8
Breast (174-175)	0	0	0	0.0	0.0	0.0
Ovary (183)	0	0	0	0.0	0.0	0.0
Prostate (185)	2	2	0	9.2	16.8	0.0
Leukemia (204-208)	1	1	0	4.6	8.4	0.0
All Other Malignant Sites	21	16	5	96.5	134.3	50.8
Endocrine, Nutritional and Metabolic Diseases (240-279)	8	3	5	36.8	25.2	50.8
Diabetes Mellitus (250)	5	0	5	23.0	0.0	50.8
Diseases of Blood and Blood-Forming Organs (280-289)	1	1	0	4.6	8.4	0.0
Mental Disorders (290-319)	2	1	1	9.2	8.4	10.2
Diseases of the Nervous System and Sense Organs (320-389)	7	4	3	32.2	33.6	30.5
Diseases of the Circulatory System (390-459)	99	59	40	455.0	495.2	406.5
Hypertensive Diseases (401-405)	2	1	1	9.2	8.4	10.2
Ischaemic Heart Disease (410-414)	35	23	12	160.9	193.0	121.9
Acute Myocardial Infarction (410)	18	13	5	82.7	109.1	50.8
Other Forms of Heart Disease (420-429)	35	20	15	160.9	167.9	152.4
Cerebrovascular Disease (430-438)	22	12	10	101.1	100.7	101.6
Diseases of The Arteries And Capillaries (440-448)	5	3	2	23.0	25.2	20.3

SELECTED VITAL STATISTICS BY RACE, BY COUNTY, 1988

ITEM	MERIWETHER					
	NUMBER			RATE		
	Total	White	Black	Total	White	Black
Cause of Death (Continued)						
Diseases of The Respiratory System (460-519)	11	7	4	50.6	58.7	40.6
Influenza and Pneumonia (480-487)	5	4	1	23.0	33.6	10.2
Chronic Obstructive Pulmonary Disease (490-496)	2	1	1	9.2	8.4	10.2
Diseases of The Digestive System (520-579)	6	4	2	27.6	33.6	20.3
Chronic Liver Disease And Cirrhosis (571)	2	1	1	9.2	8.4	10.2
Disease of The Genitourinary System (580-629)	5	1	4	23.0	8.4	40.6
Complications Of Pregnancy, Childbirth, And The Puerperium (630-676)	0	0	0	0.0	0.0	0.0
Diseases Of The Skin (680-709)	0	0	0	0.0	0.0	0.0
Diseases Of The Musculoskeletal System (710-739)	1	0	1	4.6	0.0	10.2
Congenital Anomalies (740-759)	3	2	1	13.8	16.8	10.2
Certain Conditions Originating In The Perinatal Period (760-779)	2	1	1	9.2	8.4	10.2
Disorders Relating To Short Gestation (765)	0	0	0	0.0	0.0	0.0
Symptoms, Signs, and Ill Defined Conditions (780-799)	5	3	2	23.0	25.2	20.3
SIDS (798)	2	0	2	9.2	0.0	20.3
Injury And Poisoning (E800-E999)	28	18	10	128.7	151.1	101.6
Motor Vehicle Accidents (E810-E825)	9	6	3	41.4	50.4	30.5
All Other Accidents (E800-E807, E826-E949)	13	8	5	59.8	67.1	50.8
Suicides (E950-E959)	4	3	1	18.4	25.2	10.2
Homicides (E960-E969)	2	1	1	9.2	8.4	10.2

SELECTED VITAL STATISTICS BY RACE, BY COUNTY, 1988

ITEM	MILLER					
	NUMBER			RATE		
	Total	White	Black	Total	White	Black
TOTAL DEATHS	67	59	8	8.8	10.8	3.7
Lifestages						
INFANCY (<1)	1	0	1	10.4	0.0	27.8
NEONATAL	0	0	0	0.0	0.0	0.0
POST-NEONATAL	1	0	1	10.4	0.0	27.8
EARLY CHILDHOOD (1-4)	0	0	0	0.0	0.0	0.0
LATER CHILDHOOD (5-14)	0	0	0	0.0	0.0	0.0
ADOLESCENCE (15-19)	0	0	0	0.0	0.0	0.0
EARLY ADULTHOOD (20-29)	0	0	0	0.0	0.0	0.0
YOUNG ADULTHOOD (30-44)	3	2	1	244.7	209.2	370.4
MIDDLE ADULTHOOD (45-59)	7	5	2	618.9	563.7	819.7
LATER ADULTHOOD (60-74)	19	18	1	1775.7	2090.6	478.5
OLDER ADULTHOOD (>74)	37	34	3	9685.9	10725.6	4615.4
Cause of Death						
Infectious and Parasitic Diseases (001-139)	1	1	0	13.1	18.4	0.0
Neoplasms (140-239)	13	12	1	170.8	220.4	46.1
Malignant Neoplasms (140-208)	12	12	0	157.6	220.4	0.0
Stomach (151)	1	1	0	13.1	18.4	0.0
Colon (153)	1	1	0	13.1	18.4	0.0
Pancreas (157)	1	1	0	13.1	18.4	0.0
Trachea, Bronchus and Lung (162)	4	4	0	52.5	73.5	0.0
Breast (174-175)	0	0	0	0.0	0.0	0.0
Ovary (183)	0	0	0	0.0	0.0	0.0
Prostate (185)	0	0	0	0.0	0.0	0.0
Leukemia (204-208)	1	1	0	13.1	18.4	0.0
All Other Malignant Sites	4	4	0	52.5	73.5	0.0
Endocrine, Nutritional and Metabolic Diseases (240-279)	2	2	0	26.3	36.7	0.0
Diabetes Mellitus (250)	2	2	0	26.3	36.7	0.0
Diseases of Blood and Blood-Forming Organs (280-289)	0	0	0	0.0	0.0	0.0
Mental Disorders (290-319)	1	1	0	13.1	18.4	0.0
Diseases of the Nervous System and Sense Organs (320-389)	0	0	0	0.0	0.0	0.0
Diseases of the Circulatory System (390-459)	25	21	4	328.4	385.7	184.4
Hypertensive Diseases (401-405)	0	0	0	0.0	0.0	0.0
Ischaemic Heart Disease (410-414)	4	4	0	52.5	73.5	0.0
Acute Myocardial Infarction (410)	3	3	0	39.4	55.1	0.0
Other Forms of Heart Disease (420-429)	9	8	1	118.2	147.0	46.1
Cerebrovascular Disease (430-438)	5	3	2	65.7	55.1	92.2
Diseases of The Arteries And Capillaries (440-448)	5	4	1	65.7	73.5	46.1

SELECTED VITAL STATISTICS BY RACE, BY COUNTY, 1988

ITEM	MILLER					
	NUMBER			RATE		
	Total	White	Black	Total	White	Black
Cause of Death (Continued)						
Diseases of The Respiratory System (460-519)	7	7	0	91.9	128.6	0.0
Influenza and Pneumonia (480-487)	1	1	0	13.1	18.4	0.0
Chronic Obstructive Pulmonary Disease (490-496)	5	5	0	65.7	91.8	0.0
Diseases of The Digestive System (520-579)	2	2	0	26.3	36.7	0.0
Chronic Liver Disease And Cirrhosis (571)	1	1	0	13.1	18.4	0.0
Disease of The Genitourinary System (580-629)	1	1	0	13.1	18.4	0.0
Complications Of Pregnancy, Childbirth, And The Puerperium (630-676)	0	0	0	0.0	0.0	0.0
Diseases Of The Skin (680-709)	0	0	0	0.0	0.0	0.0
Diseases Of The Musculoskeletal System (710-739)	1	1	0	13.1	18.4	0.0
Congenital Anomalies (740-759)	0	0	0	0.0	0.0	0.0
Certain Conditions Originating In The Perinatal Period (760-779)	0	0	0	0.0	0.0	0.0
Disorders Relating To Short Gestation (765)	0	0	0	0.0	0.0	0.0
Symptoms, Signs, and Ill Defined Conditions (780-799)	4	3	1	52.5	55.1	46.1
SIDS (798)	1	0	1	13.1	0.0	46.1
Injury And Poisoning (E800-E999)	10	8	2	131.4	147.0	92.2
Motor Vehicle Accidents (E810-E825)	2	2	0	26.3	36.7	0.0
All Other Accidents (E800-E807, E826-E949)	3	2	1	39.4	36.7	46.1
Suicides (E950-E959)	2	2	0	26.3	36.7	0.0
Homicides (E960-E969)	1	1	0	13.1	18.4	0.0

SELECTED VITAL STATISTICS BY RACE, BY COUNTY, 1988

ITEM	MITCHELL					
	NUMBER			RATE		
	Total	White	Black	Total	White	Black
TOTAL DEATHS	216	123	93	9.2	10.2	8.2
Lifestages						
INFANCY (<1)						
NEONATAL	4	0	4	10.3	0.0	15.4
POST-NEONATAL	3	0	3	7.7	0.0	11.6
EARLY CHILDHOOD (1-4)	0	0	0	0.0	0.0	0.0
LATER CHILDHOOD (5-14)	0	0	0	0.0	0.0	0.0
ADOLESCENCE (15-19)	2	1	1	82.0	95.5	71.8
EARLY ADULTHOOD (20-29)	6	3	3	165.9	174.9	157.8
YOUNG ADULTHOOD (30-44)	8	6	2	207.7	263.4	127.1
MIDDLE ADULTHOOD (45-59)	21	6	15	679.2	314.1	1269.0
LATER ADULTHOOD (60-74)	70	33	37	2555.7	1915.3	3641.7
OLDER ADULTHOOD (>74)	105	74	31	10858.3	11840.0	9064.3
Cause of Death						
Infectious and Parasitic Diseases (001-139)	1	1	0	4.3	8.3	0.0
Neoplasms (140-239)	39	28	11	166.4	231.2	97.1
Malignant Neoplasms (140-208)	39	28	11	166.4	231.2	97.1
Stomach (151)	0	0	0	0.0	0.0	0.0
Colon (153)	2	1	1	8.5	8.3	8.8
Pancreas (157)	1	1	0	4.3	8.3	0.0
Trachea, Bronchus and Lung (162)	15	10	5	64.0	82.6	44.1
Breast (174-175)	4	4	0	17.1	33.0	0.0
Ovary (183)	0	0	0	0.0	0.0	0.0
Prostate (185)	2	1	1	8.5	8.3	8.8
Leukemia (204-208)	2	2	0	8.5	16.5	0.0
All Other Malignant Sites	13	9	4	55.5	74.3	35.3
Endocrine, Nutritional and Metabolic Diseases (240-279)	5	0	5	21.3	0.0	44.1
Diabetes Mellitus (250)	3	0	3	12.8	0.0	26.5
Diseases of Blood and Blood-Forming Organs (280-289)	1	1	0	4.3	8.3	0.0
Mental Disorders (290-319)	3	2	1	12.8	16.5	8.8
Diseases of the Nervous System and Sense Organs (320-389)	3	2	1	12.8	16.5	8.8
Diseases of the Circulatory System (390-459)	106	61	45	452.2	503.6	397.2
Hypertensive Diseases (401-405)	3	0	3	12.8	0.0	26.5
Ischaemic Heart Disease (410-414)	60	41	19	256.0	338.5	167.7
Acute Myocardial Infarction (410)	52	35	17	221.8	289.0	150.1
Other Forms of Heart Disease (420-429)	11	5	6	46.9	41.3	53.0
Cerebrovascular Disease (430-438)	25	11	14	106.7	90.8	123.6
Diseases of The Arteries And Capillaries (440-448)	4	2	2	17.1	16.5	17.7

SELECTED VITAL STATISTICS BY RACE, BY COUNTY, 1988

ITEM	MITCHELL					
	NUMBER			RATE		
	Total	White	Black	Total	White	Black
Cause of Death (Continued)						
Diseases of The Respiratory System (460-519)	19	13	6	81.1	107.3	53.0
Influenza and Pneumonia (480-487)	10	8	2	42.7	66.1	17.7
Chronic Obstructive Pulmonary Disease (490-496)	7	5	2	29.9	41.3	17.7
Diseases of The Digestive System (520-579)	12	6	6	51.2	49.5	53.0
Chronic Liver Disease And Cirrhosis (571)	4	2	2	17.1	16.5	17.7
Disease of The Genitourinary System (580-629)	7	1	6	29.9	8.3	53.0
Complications Of Pregnancy, Childbirth, And The Puerperium (630-676)	0	0	0	0.0	0.0	0.0
Diseases Of The Skin (680-709)	0	0	0	0.0	0.0	0.0
Diseases Of The Musculoskeletal System (710-739)	1	1	0	4.3	8.3	0.0
Congenital Anomalies (740-759)	0	0	0	0.0	0.0	0.0
Certain Conditions Originating In The Perinatal Period (760-779)	2	0	2	8.5	0.0	17.7
Disorders Relating To Short Gestation (765)	0	0	0	0.0	0.0	0.0
Symptoms, Signs, and Ill Defined Conditions (780-799)	1	1	0	4.3	8.3	0.0
SIDS (798)	0	0	0	0.0	0.0	0.0
Injury And Poisoning (E800-E999)	16	6	10	68.3	49.5	88.3
Motor Vehicle Accidents (E810-E825)	5	3	2	21.3	24.8	17.7
All Other Accidents (E800-E807, E826-E949)	7	1	6	29.9	8.3	53.0
Suicides (E950-E959)	2	1	1	8.5	8.3	8.8
Homicides (E960-E969)	1	0	1	4.3	0.0	8.8

SELECTED VITAL STATISTICS BY RACE, BY COUNTY, 1988

ITEM	MONROE					
	NUMBER			RATE		
	Total	White	Black	Total	White	Black
TOTAL DEATHS	152	95	57	9.5	9.5	9.3
Lifestages						
INFANCY (<1)	3	1	2	12.5	6.4	23.8
NEONATAL	3	1	2	12.5	6.4	23.8
POST-NEONATAL	0	0	0	0.0	0.0	0.0
EARLY CHILDHOOD (1-4)	0	0	0	0.0	0.0	0.0
LATER CHILDHOOD (5-14)	1	1	0	36.8	66.6	0.0
ADOLESCENCE (15-19)	2	1	1	126.3	111.4	145.8
EARLY ADULTHOOD (20-29)	5	1	4	185.3	62.7	362.0
YOUNG ADULTHOOD (30-44)	12	6	6	391.4	304.3	548.4
MIDDLE ADULTHOOD (45-59)	18	7	11	772.9	454.8	1392.4
LATER ADULTHOOD (60-74)	44	29	15	2397.8	2278.1	2669.0
OLDER ADULTHOOD (>74)	67	49	18	9005.4	9227.9	8450.7
Cause of Death						
Infectious and Parasitic Diseases (001-139)	3	2	1	18.7	20.1	16.3
Neoplasms (140-239)	32	18	14	199.0	180.9	228.3
Malignant Neoplasms (140-208)	32	18	14	199.0	180.9	228.3
Stomach (151)	1	0	1	6.2	0.0	16.3
Colon (153)	4	3	1	24.9	30.1	16.3
Pancreas (157)	1	0	1	6.2	0.0	16.3
Trachea, Bronchus and Lung (162)	5	4	1	31.1	40.2	16.3
Breast (174-175)	4	4	0	24.9	40.2	0.0
Ovary (183)	0	0	0	0.0	0.0	0.0
Prostate (185)	3	0	3	18.7	0.0	48.9
Leukemia (204-208)	1	0	1	6.2	0.0	16.3
All Other Malignant Sites	13	7	6	80.8	70.3	97.8
Endocrine, Nutritional and Metabolic Diseases (240-279)	4	2	2	24.9	20.1	32.6
Diabetes Mellitus (250)	1	1	0	6.2	10.0	0.0
Diseases of Blood and Blood-Forming Organs (280-289)	1	1	0	6.2	10.0	0.0
Mental Disorders (290-319)	3	1	2	18.7	10.0	32.6
Diseases of the Nervous System and Sense Organs (320-389)	4	2	2	24.9	20.1	32.6
Diseases of the Circulatory System (390-459)	57	39	18	354.4	391.9	293.5
Hypertensive Diseases (401-405)	2	1	1	12.4	10.0	16.3
Ischaemic Heart Disease (410-414)	26	23	3	161.7	231.1	48.9
Acute Myocardial Infarction (410)	17	14	3	105.7	140.7	48.9
Other Forms of Heart Disease (420-429)	10	4	6	62.2	40.2	97.8
Cerebrovascular Disease (430-438)	14	6	8	87.0	60.3	130.5
Diseases of The Arteries And Capillaries (440-448)	4	4	0	24.9	40.2	0.0

SELECTED VITAL STATISTICS BY RACE, BY COUNTY, 1988

ITEM	MONROE					
	NUMBER			RATE		
	Total	White	Black	Total	White	Black
Cause of Death (Continued)						
Diseases of The Respiratory System (460-519)	17	16	1	105.7	160.8	16.3
Influenza and Pneumonia (480-487)	7	6	1	43.5	60.3	16.3
Chronic Obstructive Pulmonary Disease (490-496)	7	7	0	43.5	70.3	0.0
Diseases of The Digestive System (520-579)	3	0	3	18.7	0.0	48.9
Chronic Liver Disease And Cirrhosis (571)	1	0	1	6.2	0.0	16.3
Disease of The Genitourinary System (580-629)	7	3	4	43.5	30.1	65.2
Complications Of Pregnancy, Childbirth, And The Puerperium (630-676)	0	0	0	0.0	0.0	0.0
Diseases Of The Skin (680-709)	0	0	0	0.0	0.0	0.0
Diseases Of The Musculoskeletal System (710-739)	1	1	0	6.2	10.0	0.0
Congenital Anomalies (740-759)	1	1	0	6.2	10.0	0.0
Certain Conditions Originating In The Perinatal Period (760-779)	3	1	2	18.7	10.0	32.6
Disorders Relating To Short Gestation (765)	0	0	0	0.0	0.0	0.0
Symptoms, Signs, and Ill Defined Conditions (780-799)	0	0	0	0.0	0.0	0.0
SIDS (798)	0	0	0	0.0	0.0	0.0
Injury And Poisoning (E800-E999)	16	8	8	99.5	80.4	130.5
Motor Vehicle Accidents (E810-E825)	7	3	4	43.5	30.1	65.2
All Other Accidents (E800-E807, E826-E949)	6	3	3	37.3	30.1	48.9
Suicides (E950-E959)	2	2	0	12.4	20.1	0.0
Homicides (E960-E969)	1	0	1	6.2	0.0	16.3

SELECTED VITAL STATISTICS BY RACE, BY COUNTY, 1988

ITEM	MONTGOMERY					
	NUMBER			RATE		
	Total	White	Black	Total	White	Black
TOTAL DEATHS	66	52	14	8.1	9.3	5.5
Lifestages						
INFANCY (<1)	1	0	1	12.3	0.0	27.8
NEONATAL	1	0	1	12.3	0.0	27.8
POST-NEONATAL	0	0	0	0.0	0.0	0.0
EARLY CHILDHOOD (1-4)	0	0	0	0.0	0.0	0.0
LATER CHILDHOOD (5-14)	0	0	0	0.0	0.0	0.0
ADOLESCENCE (15-19)	0	0	0	0.0	0.0	0.0
EARLY ADULTHOOD (20-29)	1	1	0	62.7	99.3	0.0
YOUNG ADULTHOOD (30-44)	6	5	1	435.1	478.9	298.5
MIDDLE ADULTHOOD (45-59)	8	5	3	761.9	621.9	1219.5
LATER ADULTHOOD (60-74)	24	17	7	2561.4	2460.2	2845.5
OLDER ADULTHOOD (>74)	26	24	2	8580.9	10434.8	2739.7
Cause of Death						
Infectious and Parasitic Diseases (001-139)	0	0	0	0.0	0.0	0.0
Neoplasms (140-239)	15	12	3	184.0	214.1	117.7
Malignant Neoplasms (140-208)	14	11	3	171.7	196.3	117.7
Stomach (151)	0	0	0	0.0	0.0	0.0
Colon (153)	1	0	1	12.3	0.0	39.2
Pancreas (157)	1	1	0	12.3	17.8	0.0
Trachea, Bronchus and Lung (162)	5	4	1	61.3	71.4	39.2
Breast (174-175)	0	0	0	0.0	0.0	0.0
Ovary (183)	0	0	0	0.0	0.0	0.0
Prostate (185)	1	0	1	12.3	0.0	39.2
Leukemia (204-208)	0	0	0	0.0	0.0	0.0
All Other Malignant Sites	6	6	0	73.6	107.0	0.0
Endocrine, Nutritional and Metabolic Diseases (240-279)	0	0	0	0.0	0.0	0.0
Diabetes Mellitus (250)	0	0	0	0.0	0.0	0.0
Diseases of Blood and Blood-Forming Organs (280-289)	0	0	0	0.0	0.0	0.0
Mental Disorders (290-319)	1	1	0	12.3	17.8	0.0
Diseases of the Nervous System and Sense Organs (320-389)	1	1	0	12.3	17.8	0.0
Diseases of the Circulatory System (390-459)	28	22	6	343.4	392.5	235.5
Hypertensive Diseases (401-405)	0	0	0	0.0	0.0	0.0
Ischaemic Heart Disease (410-414)	8	5	3	98.1	89.2	117.7
Acute Myocardial Infarction (410)	6	4	2	73.6	71.4	78.5
Other Forms of Heart Disease (420-429)	17	15	2	208.5	267.6	78.5
Cerebrovascular Disease (430-438)	2	2	0	24.5	35.7	0.0
Diseases of The Arteries And Capillaries (440-448)	1	0	1	12.3	0.0	39.2

SELECTED VITAL STATISTICS BY RACE, BY COUNTY, 1988

ITEM	MONTGOMERY					
	NUMBER			RATE		
	Total	White	Black	Total	White	Black
Cause of Death (Continued)						
Diseases of The Respiratory System (460-519)	9	7	2	110.4	124.9	78.5
Influenza and Pneumonia (480-487)	4	3	1	49.1	53.5	39.2
Chronic Obstructive Pulmonary Disease (490-496)	2	2	0	24.5	35.7	0.0
Diseases of The Digestive System (520-579)	5	4	1	61.3	71.4	39.2
Chronic Liver Disease And Cirrhosis (571)	1	1	0	12.3	17.8	0.0
Disease of The Genitourinary System (580-629)	1	1	0	12.3	17.8	0.0
Complications Of Pregnancy, Childbirth, And The Puerperium (630-676)	0	0	0	0.0	0.0	0.0
Diseases Of The Skin (680-709)	0	0	0	0.0	0.0	0.0
Diseases Of The Musculoskeletal System (710-739)	0	0	0	0.0	0.0	0.0
Congenital Anomalies (740-759)	0	0	0	0.0	0.0	0.0
Certain Conditions Originating In The Perinatal Period (760-779)	1	0	1	12.3	0.0	39.2
Disorders Relating To Short Gestation (765)	1	0	1	12.3	0.0	39.2
Symptoms, Signs, and Ill Defined Conditions (780-799)	1	1	0	12.3	17.8	0.0
SIDS (798)	0	0	0	0.0	0.0	0.0
Injury And Poisoning (E800-E999)	4	3	1	49.1	53.5	39.2
Motor Vehicle Accidents (E810-E825)	2	2	0	24.5	35.7	0.0
All Other Accidents (E800-E807, E826-E949)	0	0	0	0.0	0.0	0.0
Suicides (E950-E959)	0	0	0	0.0	0.0	0.0
Homicides (E960-E969)	2	1	1	24.5	17.8	39.2

SELECTED VITAL STATISTICS BY RACE, BY COUNTY, 1988

ITEM	MORGAN					
	NUMBER			RATE		
	Total	White	Black	Total	White	Black
TOTAL DEATHS	101	61	40	7.4	7.6	7.1
Lifestages						
INFANCY (<1)	5	3	2	21.9	21.3	23.3
NEONATAL	4	2	2	17.5	14.2	23.3
POST-NEONATAL	1	1	0	4.4	7.1	0.0
EARLY CHILDHOOD (1-4)	1	1	0	121.4	228.8	0.0
LATER CHILDHOOD (5-14)	1	0	1	39.8	0.0	83.2
ADOLESCENCE (15-19)	1	0	1	76.4	0.0	143.5
EARLY ADULTHOOD (20-29)	3	2	1	145.1	171.2	111.2
YOUNG ADULTHOOD (30-44)	5	4	1	208.1	260.2	115.5
MIDDLE ADULTHOOD (45-59)	15	9	6	883.9	792.3	1069.5
LATER ADULTHOOD (60-74)	27	14	13	1492.5	1188.5	2060.2
OLDER ADULTHOOD (>74)	43	28	15	5555.6	5544.6	5576.2
Cause of Death						
Infectious and Parasitic Diseases (001-139)	2	1	1	14.7	12.5	17.9
Neoplasms (140-239)	21	14	7	154.2	174.5	125.0
Malignant Neoplasms (140-208)	19	14	5	139.5	174.5	89.3
Stomach (151)	0	0	0	0.0	0.0	0.0
Colon (153)	1	1	0	7.3	12.5	0.0
Pancreas (157)	2	1	1	14.7	12.5	17.9
Trachea, Bronchus and Lung (162)	3	3	0	22.0	37.4	0.0
Breast (174-175)	3	2	1	22.0	24.9	17.9
Ovary (183)	1	1	0	7.3	12.5	0.0
Prostate (185)	1	0	1	7.3	0.0	17.9
Leukemia (204-208)	1	1	0	7.3	12.5	0.0
All Other Malignant Sites	7	5	2	51.4	62.3	35.7
Endocrine, Nutritional and Metabolic Diseases (240-279)	2	0	2	14.7	0.0	35.7
Diabetes Mellitus (250)	1	0	1	7.3	0.0	17.9
Diseases of Blood and Blood-Forming Organs (280-289)	0	0	0	0.0	0.0	0.0
Mental Disorders (290-319)	2	1	1	14.7	12.5	17.9
Diseases of the Nervous System and Sense Organs (320-389)	0	0	0	0.0	0.0	0.0
Diseases of the Circulatory System (390-459)	48	28	20	352.4	349.0	357.2
Hypertensive Diseases (401-405)	3	2	1	22.0	24.9	17.9
Ischaemic Heart Disease (410-414)	24	15	9	176.2	187.0	160.7
Acute Myocardial Infarction (410)	19	12	7	139.5	149.6	125.0
Other Forms of Heart Disease (420-429)	7	5	2	51.4	62.3	35.7
Cerebrovascular Disease (430-438)	12	5	7	88.1	62.3	125.0
Diseases of The Arteries And Capillaries (440-448)	1	0	1	7.3	0.0	17.9

SELECTED VITAL STATISTICS BY RACE, BY COUNTY, 1988

ITEM	MORGAN					
	NUMBER			RATE		
	Total	White	Black	Total	White	Black
Cause of Death (Continued)						
Diseases of The Respiratory System (460-519)	4	3	1	29.4	37.4	17.9
Influenza and Pneumonia (480-487)	3	2	1	22.0	24.9	17.9
Chronic Obstructive Pulmonary Disease (490-496)	1	1	0	7.3	12.5	0.0
Diseases of The Digestive System (520-579)	3	2	1	22.0	24.9	17.9
Chronic Liver Disease And Cirrhosis (571)	2	1	1	14.7	12.5	17.9
Disease of The Genitourinary System (580-629)	1	1	0	7.3	12.5	0.0
Complications Of Pregnancy, Childbirth, And The Puerperium (630-676)	0	0	0	0.0	0.0	0.0
Diseases Of The Skin (680-709)	0	0	0	0.0	0.0	0.0
Diseases Of The Musculoskeletal System (710-739)	2	1	1	14.7	12.5	17.9
Congenital Anomalies (740-759)	2	2	0	14.7	24.9	0.0
Certain Conditions Originating In The Perinatal Period (760-779)	4	2	2	29.4	24.9	35.7
Disorders Relating To Short Gestation (765)	0	0	0	0.0	0.0	0.0
Symptoms, Signs, and Ill Defined Conditions (780-799)	0	0	0	0.0	0.0	0.0
SIDS (798)	0	0	0	0.0	0.0	0.0
Injury And Poisoning (E800-E999)	10	6	4	73.4	74.8	71.4
Motor Vehicle Accidents (E810-E825)	7	4	3	51.4	49.9	53.6
All Other Accidents (E800-E807, E826-E949)	2	1	1	14.7	12.5	17.9
Suicides (E950-E959)	1	1	0	7.3	12.5	0.0
Homicides (E960-E969)	0	0	0	0.0	0.0	0.0

SELECTED VITAL STATISTICS BY RACE, BY COUNTY, 1988

ITEM	MURRAY					
	NUMBER			RATE		
	Total	White	Black	Total	White	Black
TOTAL DEATHS	171	169	1	7.5	7.4	7.9
Lifestages						
INFANCY (<1)	3	3	0	7.7	7.8	0.0
NEONATAL	1	1	0	2.6	2.6	0.0
POST-NEONATAL	2	2	0	5.1	5.2	0.0
EARLY CHILDHOOD (1-4)	1	1	0	67.8	68.1	0.0
LATER CHILDHOOD (5-14)	1	1	0	23.0	23.1	0.0
ADOLESCENCE (15-19)	5	5	0	226.0	227.9	0.0
EARLY ADULTHOOD (20-29)	8	8	0	209.6	211.0	0.0
YOUNG ADULTHOOD (30-44)	12	11	0	244.3	224.9	0.0
MIDDLE ADULTHOOD (45-59)	23	23	0	756.6	761.8	0.0
LATER ADULTHOOD (60-74)	45	44	1	2204.8	2166.4	10000.0
OLDER ADULTHOOD (>74)	73	73	0	11424.1	11478.0	0.0
Cause of Death						
Infectious and Parasitic Diseases (001-139)	0	0	0	0.0	0.0	0.0
Neoplasms (140-239)	33	31	1	144.2	136.2	793.7
Malignant Neoplasms (140-208)	33	31	1	144.2	136.2	793.7
Stomach (151)	0	0	0	0.0	0.0	0.0
Colon (153)	3	3	0	13.1	13.2	0.0
Pancreas (157)	1	1	0	4.4	4.4	0.0
Trachea, Bronchus and Lung (162)	7	7	0	30.6	30.8	0.0
Breast (174-175)	2	1	0	8.7	4.4	0.0
Ovary (183)	1	1	0	4.4	4.4	0.0
Prostate (185)	1	1	0	4.4	4.4	0.0
Leukemia (204-208)	3	3	0	13.1	13.2	0.0
All Other Malignant Sites	15	14	1	65.6	61.5	793.7
Endocrine, Nutritional and Metabolic Diseases (240-279)	4	4	0	17.5	17.6	0.0
Diabetes Mellitus (250)	3	3	0	13.1	13.2	0.0
Diseases of Blood and Blood-Forming Organs (280-289)	0	0	0	0.0	0.0	0.0
Mental Disorders (290-319)	2	2	0	8.7	8.8	0.0
Diseases of the Nervous System and Sense Organs (320-389)	4	4	0	17.5	17.6	0.0
Diseases of the Circulatory System (390-459)	64	64	0	279.7	281.3	0.0
Hypertensive Diseases (401-405)	4	4	0	17.5	17.6	0.0
Ischaemic Heart Disease (410-414)	30	30	0	131.1	131.8	0.0
Acute Myocardial Infarction (410)	18	18	0	78.7	79.1	0.0
Other Forms of Heart Disease (420-429)	13	13	0	56.8	57.1	0.0
Cerebrovascular Disease (430-438)	14	14	0	61.2	61.5	0.0
Diseases of The Arteries And Capillaries (440-448)	2	2	0	8.7	8.8	0.0

SELECTED VITAL STATISTICS BY RACE, BY COUNTY, 1988

ITEM	MURRAY					
	NUMBER			RATE		
	Total	White	Black	Total	White	Black
Cause of Death (Continued)						
Diseases of The Respiratory System (460-519)	21	21	0	91.8	92.3	0.0
Influenza and Pneumonia (480-487)	10	10	0	43.7	43.9	0.0
Chronic Obstructive Pulmonary Disease (490-496)	8	8	0	35.0	35.2	0.0
Diseases of The Digestive System (520-579)	5	5	0	21.9	22.0	0.0
Chronic Liver Disease And Cirrhosis (571)	1	1	0	4.4	4.4	0.0
Disease of The Genitourinary System (580-629)	4	4	0	17.5	17.6	0.0
Complications Of Pregnancy, Childbirth, And The Puerperium (630-676)	0	0	0	0.0	0.0	0.0
Diseases Of The Skin (680-709)	0	0	0	0.0	0.0	0.0
Diseases Of The Musculoskeletal System (710-739)	4	4	0	17.5	17.6	0.0
Congenital Anomalies (740-759)	2	2	0	8.7	8.8	0.0
Certain Conditions Originating In The Perinatal Period (760-779)	0	0	0	0.0	0.0	0.0
Disorders Relating To Short Gestation (765)	0	0	0	0.0	0.0	0.0
Symptoms, Signs, and Ill Defined Conditions (780-799)	1	1	0	4.4	4.4	0.0
SIDS (798)	1	1	0	4.4	4.4	0.0
Injury And Poisoning (E800-E999)	27	27	0	118.0	118.7	0.0
Motor Vehicle Accidents (E810-E825)	16	16	0	69.9	70.3	0.0
All Other Accidents (E800-E807, E826-E949)	7	7	0	30.6	30.8	0.0
Suicides (E950-E959)	3	3	0	13.1	13.2	0.0
Homicides (E960-E969)	1	1	0	4.4	4.4	0.0

SELECTED VITAL STATISTICS BY RACE, BY COUNTY, 1988

ITEM	MUSCOGEE					
	NUMBER			RATE		
	Total	White	Black	Total	White	Black
TOTAL DEATHS	1645	1009	623	8.2	7.9	8.6
Lifestages						
INFANCY (<1)	54	20	34	15.5	10.6	21.9
NEONATAL	38	9	29	10.9	4.8	18.7
POST-NEONATAL	16	11	5	4.6	5.8	3.2
EARLY CHILDHOOD (1-4)	12	6	6	96.8	89.9	104.0
LATER CHILDHOOD (5-14)	3	1	1	9.6	5.6	7.5
ADOLESCENCE (15-19)	7	4	3	33.3	30.4	38.2
EARLY ADULTHOOD (20-29)	40	20	20	102.3	83.4	132.0
YOUNG ADULTHOOD (30-44)	93	44	48	264.8	191.4	395.9
MIDDLE ADULTHOOD (45-59)	232	116	112	755.7	532.4	1257.0
LATER ADULTHOOD (60-74)	581	367	210	2864.3	2531.9	3627.6
OLDER ADULTHOOD (>74)	623	431	189	10084.2	9646.4	11052.6
Cause of Death						
Infectious and Parasitic Diseases (001-139)	32	20	12	16.0	15.7	16.6
Neoplasms (140-239)	336	207	124	168.5	162.8	171.6
Malignant Neoplasms (140-208)	332	206	121	166.5	162.0	167.4
Stomach (151)	4	3	1	2.0	2.4	1.4
Colon (153)	30	19	11	15.0	14.9	15.2
Pancreas (157)	15	8	7	7.5	6.3	9.7
Trachea, Bronchus and Lung (162)	98	69	27	49.1	54.3	37.4
Breast (174-175)	21	11	10	10.5	8.7	13.8
Ovary (183)	11	9	2	5.5	7.1	2.8
Prostate (185)	27	10	17	13.5	7.9	23.5
Leukemia (204-208)	10	8	2	5.0	6.3	2.8
All Other Malignant Sites	116	69	44	58.2	54.3	60.9
Endocrine, Nutritional and Metabolic Diseases (240-279)	67	33	34	33.6	26.0	47.0
Diabetes Mellitus (250)	52	25	27	26.1	19.7	37.4
Diseases of Blood and Blood-Forming Organs (280-289)	5	3	2	2.5	2.4	2.8
Mental Disorders (290-319)	32	24	8	16.0	18.9	11.1
Diseases of the Nervous System and Sense Organs (320-389)	24	17	6	12.0	13.4	8.3
Diseases of the Circulatory System (390-459)	710	445	260	356.0	349.9	359.8
Hypertensive Diseases (401-405)	32	16	16	16.0	12.6	22.1
Ischaemic Heart Disease (410-414)	348	224	123	174.5	176.1	170.2
Acute Myocardial Infarction (410)	152	110	42	76.2	86.5	58.1
Other Forms of Heart Disease (420-429)	164	97	64	82.2	76.3	88.6
Cerebrovascular Disease (430-438)	112	70	41	56.2	55.0	56.7
Diseases of The Arteries And Capillaries (440-448)	34	28	6	17.0	22.0	8.3

SELECTED VITAL STATISTICS BY RACE, BY COUNTY, 1988

ITEM	MUSCOGEE					
	NUMBER			RATE		
	Total	White	Black	Total	White	Black
Cause of Death (Continued)						
Diseases of The Respiratory System (460-519)	145	105	40	72.7	82.6	55.4
Influenza and Pneumonia (480-487)	57	35	22	28.6	27.5	30.4
Chronic Obstructive Pulmonary Disease (490-496)	67	55	12	33.6	43.3	16.6
Diseases of The Digestive System (520-579)	64	43	21	32.1	33.8	29.1
Chronic Liver Disease And Cirrhosis (571)	24	14	10	12.0	11.0	13.8
Disease of The Genitourinary System (580-629)	39	19	20	19.6	14.9	27.7
Complications Of Pregnancy, Childbirth, And The Puerperium (630-676)	0	0	0	0.0	0.0	0.0
Diseases Of The Skin (680-709)	4	1	3	2.0	0.8	4.2
Diseases Of The Musculoskeletal System (710-739)	8	2	6	4.0	1.6	8.3
Congenital Anomalies (740-759)	11	7	4	5.5	5.5	5.5
Certain Conditions Originating In The Perinatal Period (760-779)	32	6	26	16.0	4.7	36.0
Disorders Relating To Short Gestation (765)	13	1	12	6.5	0.8	16.6
Symptoms, Signs, and Ill Defined Conditions (780-799)	17	12	5	8.5	9.4	6.9
SIDS (798)	1	1	0	0.5	0.8	0.0
Injury And Poisoning (E800-E999)	119	65	52	59.7	51.1	72.0
Motor Vehicle Accidents (E810-E825)	28	21	5	14.0	16.5	6.9
All Other Accidents (E800-E807, E826-E949)	35	18	17	17.6	14.2	23.5
Suicides (E950-E959)	26	17	9	13.0	13.4	12.5
Homicides (E960-E969)	26	7	19	13.0	5.5	26.3

SELECTED VITAL STATISTICS BY RACE, BY COUNTY, 1988

ITEM	NEWTON					
	NUMBER			RATE		
	Total	White	Black	Total	White	Black
TOTAL DEATHS	344	238	105	8.4	7.8	9.9
Lifestages						
INFANCY (<1)	10	4	6	12.9	7.3	26.1
NEONATAL	6	2	4	7.7	3.7	17.4
POST-NEONATAL	4	2	2	5.1	3.7	8.7
EARLY CHILDHOOD (1-4)	3	2	1	123.7	113.6	150.2
LATER CHILDHOOD (5-14)	2	1	1	26.5	19.2	43.0
ADOLESCENCE (15-19)	3	1	2	69.8	34.0	147.3
EARLY ADULTHOOD (20-29)	11	4	7	173.7	87.7	395.0
YOUNG ADULTHOOD (30-44)	22	15	7	276.9	244.8	384.8
MIDDLE ADULTHOOD (45-59)	55	38	17	962.9	847.1	1386.6
LATER ADULTHOOD (60-74)	108	77	30	2354.0	2118.9	3144.7
OLDER ADULTHOOD (>74)	130	96	34	9292.3	8333.3	13765.2
Cause of Death						
Infectious and Parasitic Diseases (001-139)	4	3	1	9.8	9.9	9.4
Neoplasms (140-239)	72	53	19	175.5	174.2	179.3
Malignant Neoplasms (140-208)	72	53	19	175.5	174.2	179.3
Stomach (151)	2	2	0	4.9	6.6	0.0
Colon (153)	7	6	1	17.1	19.7	9.4
Pancreas (157)	2	2	0	4.9	6.6	0.0
Trachea, Bronchus and Lung (162)	25	20	5	60.9	65.7	47.2
Breast (174-175)	4	3	1	9.8	9.9	9.4
Ovary (183)	2	1	1	4.9	3.3	9.4
Prostate (185)	8	2	6	19.5	6.6	56.6
Leukemia (204-208)	2	2	0	4.9	6.6	0.0
All Other Malignant Sites	20	15	5	48.8	49.3	47.2
Endocrine, Nutritional and Metabolic Diseases (240-279)	9	3	6	21.9	9.9	56.6
Diabetes Mellitus (250)	6	3	3	14.6	9.9	28.3
Diseases of Blood and Blood-Forming Organs (280-289)	2	2	0	4.9	6.6	0.0
Mental Disorders (290-319)	7	4	2	17.1	13.1	18.9
Diseases of the Nervous System and Sense Organs (320-389)	4	4	0	9.8	13.1	0.0
Diseases of the Circulatory System (390-459)	152	113	39	370.5	371.4	368.1
Hypertensive Diseases (401-405)	1	0	1	2.4	0.0	9.4
Ischaemic Heart Disease (410-414)	84	68	16	204.8	223.5	151.0
Acute Myocardial Infarction (410)	63	54	9	153.6	177.5	84.9
Other Forms of Heart Disease (420-429)	34	22	12	82.9	72.3	113.3
Cerebrovascular Disease (430-438)	23	14	9	56.1	46.0	84.9
Diseases of The Arteries And Capillaries (440-448)	3	2	1	7.3	6.6	9.4

SELECTED VITAL STATISTICS BY RACE, BY COUNTY, 1988

ITEM	NEWTON					
	NUMBER			RATE		
	Total	White	Black	Total	White	Black
Cause of Death (Continued)						
Diseases of The Respiratory System (460-519)	28	23	5	68.3	75.6	47.2
Influenza and Pneumonia (480-487)	15	11	4	36.6	36.2	37.8
Chronic Obstructive Pulmonary Disease (490-496)	8	7	1	19.5	23.0	9.4
Diseases of The Digestive System (520-579)	12	6	6	29.3	19.7	56.6
Chronic Liver Disease And Cirrhosis (571)	7	4	3	17.1	13.1	28.3
Disease of The Genitourinary System (580-629)	5	3	2	12.2	9.9	18.9
Complications Of Pregnancy, Childbirth, And The Puerperium (630-676)	0	0	0	0.0	0.0	0.0
Diseases Of The Skin (680-709)	2	0	2	4.9	0.0	18.9
Diseases Of The Musculoskeletal System (710-739)	0	0	0	0.0	0.0	0.0
Congenital Anomalies (740-759)	1	1	0	2.4	3.3	0.0
Certain Conditions Originating In The Perinatal Period (760-779)	6	1	5	14.6	3.3	47.2
Disorders Relating To Short Gestation (765)	1	0	1	2.4	0.0	9.4
Symptoms, Signs, and Ill Defined Conditions (780-799)	3	2	1	7.3	6.6	9.4
SIDS (798)	3	2	1	7.3	6.6	9.4
Injury And Poisoning (E800-E999)	37	20	17	90.2	65.7	160.5
Motor Vehicle Accidents (E810-E825)	8	6	2	19.5	19.7	18.9
All Other Accidents (E800-E807, E826-E949)	11	6	5	26.8	19.7	47.2
Suicides (E950-E959)	10	7	3	24.4	23.0	28.3
Homicides (E960-E969)	5	0	5	12.2	0.0	47.2

SELECTED VITAL STATISTICS BY RACE, BY COUNTY, 1988

ITEM	OCONEE					
	NUMBER			RATE		
	Total	White	Black	Total	White	Black
TOTAL DEATHS	108	100	8	6.6	6.8	4.7
Lifestages						
INFANCY (<1)	1	1	0	3.8	4.1	0.0
NEONATAL	0	0	0	0.0	0.0	0.0
POST-NEONATAL	1	1	0	3.8	4.1	0.0
EARLY CHILDHOOD (1-4)	1	0	1	103.0	0.0	680.3
LATER CHILDHOOD (5-14)	2	1	1	69.5	39.1	316.5
ADOLESCENCE (15-19)	0	0	0	0.0	0.0	0.0
EARLY ADULTHOOD (20-29)	2	2	0	66.6	74.3	0.0
YOUNG ADULTHOOD (30-44)	4	4	0	106.2	115.8	0.0
MIDDLE ADULTHOOD (45-59)	9	9	0	434.4	481.5	0.0
LATER ADULTHOOD (60-74)	27	22	5	1935.5	1754.4	3546.1
OLDER ADULTHOOD (>74)	62	61	1	11313.9	12055.3	2381.0
Cause of Death						
Infectious and Parasitic Diseases (001-139)	3	3	0	18.4	20.5	0.0
Neoplasms (140-239)	16	14	2	98.0	95.7	117.2
Malignant Neoplasms (140-208)	16	14	2	98.0	95.7	117.2
Stomach (151)	0	0	0	0.0	0.0	0.0
Colon (153)	1	1	0	6.1	6.8	0.0
Pancreas (157)	1	1	0	6.1	6.8	0.0
Trachea, Bronchus and Lung (162)	5	4	1	30.6	27.4	58.6
Breast (174-175)	0	0	0	0.0	0.0	0.0
Ovary (183)	0	0	0	0.0	0.0	0.0
Prostate (185)	0	0	0	0.0	0.0	0.0
Leukemia (204-208)	3	3	0	18.4	20.5	0.0
All Other Malignant Sites	6	5	1	36.7	34.2	58.6
Endocrine, Nutritional and Metabolic Diseases (240-279)	3	3	0	18.4	20.5	0.0
Diabetes Mellitus (250)	2	2	0	12.2	13.7	0.0
Diseases of Blood and Blood-Forming Organs (280-289)	1	1	0	6.1	6.8	0.0
Mental Disorders (290-319)	0	0	0	0.0	0.0	0.0
Diseases of the Nervous System and Sense Organs (320-389)	3	3	0	18.4	20.5	0.0
Diseases of the Circulatory System (390-459)	57	52	5	349.1	355.6	293.1
Hypertensive Diseases (401-405)	4	1	3	24.5	6.8	175.8
Ischaemic Heart Disease (410-414)	22	22	0	134.7	150.5	0.0
Acute Myocardial Infarction (410)	9	9	0	55.1	61.6	0.0
Other Forms of Heart Disease (420-429)	19	18	1	116.4	123.1	58.6
Cerebrovascular Disease (430-438)	9	8	1	55.1	54.7	58.6
Diseases of The Arteries And Capillaries (440-448)	1	1	0	6.1	6.8	0.0

SELECTED VITAL STATISTICS BY RACE, BY COUNTY, 1988

ITEM	OCONEE					
	NUMBER			RATE		
	Total	White	Black	Total	White	Black
Cause of Death (Continued)						
Diseases of The Respiratory System (460-519)						
Influenza and Pneumonia (480-487)	9	9	0	55.1	61.6	0.0
Chronic Obstructive Pulmonary Disease (490-496)	3	3	0	18.4	20.5	0.0
	4	4	0	24.5	27.4	0.0
Diseases of The Digestive System (520-579)						
Chronic Liver Disease And Cirrhosis (571)	5	5	0	30.6	34.2	0.0
	1	1	0	6.1	6.8	0.0
Disease of The Genitourinary System (580-629)						
	1	1	0	6.1	6.8	0.0
Complications Of Pregnancy, Childbirth, And The Puerperium (630-676)						
	0	0	0	0.0	0.0	0.0
Diseases Of The Skin (680-709)						
	0	0	0	0.0	0.0	0.0
Diseases Of The Musculoskeletal System (710-739)						
	0	0	0	0.0	0.0	0.0
Congenital Anomalies (740-759)						
	1	1	0	6.1	6.8	0.0
Certain Conditions Originating In The Perinatal Period (760-779)						
Disorders Relating To Short Gestation (765)	0	0	0	0.0	0.0	0.0
	0	0	0	0.0	0.0	0.0
Symptoms, Signs, and Ill Defined Conditions (780-799)						
SIDS (798)	0	0	0	0.0	0.0	0.0
	0	0	0	0.0	0.0	0.0
Injury And Poisoning (E800-E999)						
Motor Vehicle Accidents (E810-E825)	9	8	1	55.1	54.7	58.6
All Other Accidents (E800-E807, E826-E949)	1	1	0	6.1	6.8	0.0
Suicides (E950-E959)	5	4	1	30.6	27.4	58.6
Homicides (E960-E969)	3	3	0	18.4	20.5	0.0
	0	0	0	0.0	0.0	0.0

SELECTED VITAL STATISTICS BY RACE, BY COUNTY, 1988

ITEM	OGLETHORPE					
	NUMBER			RATE		
	Total	White	Black	Total	White	Black
TOTAL DEATHS	92	65	26	9.3	9.7	8.3
Lifestages						
INFANCY (<1)	0	0	0	0.0	0.0	0.0
NEONATAL	0	0	0	0.0	0.0	0.0
POST-NEONATAL	0	0	0	0.0	0.0	0.0
EARLY CHILDHOOD (1-4)	1	0	1	183.8	0.0	380.2
LATER CHILDHOOD (5-14)	0	0	0	0.0	0.0	0.0
ADOLESCENCE (15-19)	0	0	0	0.0	0.0	0.0
EARLY ADULTHOOD (20-29)	4	2	2	278.6	209.2	416.7
YOUNG ADULTHOOD (30-44)	5	4	1	260.7	285.9	192.7
MIDDLE ADULTHOOD (45-59)	11	6	5	811.2	594.1	1445.1
LATER ADULTHOOD (60-74)	30	19	10	2437.0	2081.1	3144.7
OLDER ADULTHOOD (>74)	41	34	7	8613.4	9018.6	7070.7
Cause of Death						
Infectious and Parasitic Diseases (001-139)	3	1	2	30.5	14.9	63.7
Neoplasms (140-239)	26	18	8	264.0	268.5	254.6
Malignant Neoplasms (140-208)	25	18	7	253.9	268.5	222.8
Stomach (151)	2	0	2	20.3	0.0	63.7
Colon (153)	4	4	0	40.6	59.7	0.0
Pancreas (157)	1	0	1	10.2	0.0	31.8
Trachea, Bronchus and Lung (162)	9	8	1	91.4	119.3	31.8
Breast (174-175)	3	3	0	30.5	44.7	0.0
Ovary (183)	1	1	0	10.2	14.9	0.0
Prostate (185)	2	1	1	20.3	14.9	31.8
Leukemia (204-208)	0	0	0	0.0	0.0	0.0
All Other Malignant Sites	3	1	2	30.5	14.9	63.7
Endocrine, Nutritional and Metabolic Diseases (240-279)	1	1	0	10.2	14.9	0.0
Diabetes Mellitus (250)	1	1	0	10.2	14.9	0.0
Diseases of Blood and Blood-Forming Organs (280-289)	0	0	0	0.0	0.0	0.0
Mental Disorders (290-319)	1	1	0	10.2	14.9	0.0
Diseases of the Nervous System and Sense Organs (320-389)	0	0	0	0.0	0.0	0.0
Diseases of the Circulatory System (390-459)	45	30	14	457.0	447.4	445.6
Hypertensive Diseases (401-405)	2	1	1	20.3	14.9	31.8
Ischaemic Heart Disease (410-414)	18	14	4	182.8	208.8	127.3
Acute Myocardial Infarction (410)	9	7	2	91.4	104.4	63.7
Other Forms of Heart Disease (420-429)	14	7	7	142.2	104.4	222.8
Cerebrovascular Disease (430-438)	8	6	1	81.2	89.5	31.8
Diseases of The Arteries And Capillaries (440-448)	1	1	0	10.2	14.9	0.0

SELECTED VITAL STATISTICS BY RACE, BY COUNTY, 1988

ITEM	OGLETHORPE					
	NUMBER			RATE		
	Total	White	Black	Total	White	Black
Cause of Death (Continued)						
Diseases of The Respiratory System (460-519)	3	3	0	30.5	44.7	0.0
Influenza and Pneumonia (480-487)	1	1	0	10.2	14.9	0.0
Chronic Obstructive Pulmonary Disease (490-496)	1	1	0	10.2	14.9	0.0
Diseases of The Digestive System (520-579)	2	2	0	20.3	29.8	0.0
Chronic Liver Disease And Cirrhosis (571)	0	0	0	0.0	0.0	0.0
Disease of The Genitourinary System (580-629)	0	0	0	0.0	0.0	0.0
Complications Of Pregnancy, Childbirth, And The Puerperium (630-676)	0	0	0	0.0	0.0	0.0
Diseases Of The Skin (680-709)	0	0	0	0.0	0.0	0.0
Diseases Of The Musculoskeletal System (710-739)	1	1	0	10.2	14.9	0.0
Congenital Anomalies (740-759)	0	0	0	0.0	0.0	0.0
Certain Conditions Originating In The Perinatal Period (760-779)	0	0	0	0.0	0.0	0.0
Disorders Relating To Short Gestation (765)	0	0	0	0.0	0.0	0.0
Symptoms, Signs, and Ill Defined Conditions (780-799)	1	0	1	10.2	0.0	31.8
SIDS (798)	0	0	0	0.0	0.0	0.0
Injury And Poisoning (E800-E999)	9	8	1	91.4	119.3	31.8
Motor Vehicle Accidents (E810-E825)	3	3	0	30.5	44.7	0.0
All Other Accidents (E800-E807, E826-E949)	4	4	0	40.6	59.7	0.0
Suicides (E950-E959)	1	1	0	10.2	14.9	0.0
Homicides (E960-E969)	1	0	1	10.2	0.0	31.8

SELECTED VITAL STATISTICS BY RACE, BY COUNTY, 1988

ITEM	PAULDING					
	NUMBER			RATE		
	Total	White	Black	Total	White	Black
TOTAL DEATHS	228	221	7	7.2	7.4	4.5
Lifestages						
INFANCY (<1)	10	10	0	14.5	15.0	0.0
NEONATAL	8	8	0	11.6	12.0	0.0
POST-NEONATAL	2	2	0	2.9	3.0	0.0
EARLY CHILDHOOD (1-4)	0	0	0	0.0	0.0	0.0
LATER CHILDHOOD (5-14)	1	1	0	16.9	17.9	0.0
ADOLESCENCE (15-19)	3	3	0	108.2	115.2	0.0
EARLY ADULTHOOD (20-29)	6	6	0	112.1	117.9	0.0
YOUNG ADULTHOOD (30-44)	14	14	0	211.1	220.4	0.0
MIDDLE ADULTHOOD (45-59)	37	36	1	869.2	883.4	549.5
LATER ADULTHOOD (60-74)	72	70	2	2355.2	2398.9	1438.8
OLDER ADULTHOOD (>74)	85	81	4	8620.7	8598.7	9090.9
Cause of Death						
Infectious and Parasitic Diseases (001-139)	3	2	1	9.5	6.7	64.9
Neoplasms (140-239)	50	49	1	158.6	163.5	64.9
Malignant Neoplasms (140-208)	49	48	1	155.5	160.1	64.9
Stomach (151)	1	1	0	3.2	3.3	0.0
Colon (153)	5	5	0	15.9	16.7	0.0
Pancreas (157)	1	1	0	3.2	3.3	0.0
Trachea, Bronchus and Lung (162)	13	13	0	41.2	43.4	0.0
Breast (174-175)	3	3	0	9.5	10.0	0.0
Ovary (183)	0	0	0	0.0	0.0	0.0
Prostate (185)	4	4	0	12.7	13.3	0.0
Leukemia (204-208)	2	2	0	6.3	6.7	0.0
All Other Malignant Sites	20	19	1	63.5	63.4	64.9
Endocrine, Nutritional and Metabolic Diseases (240-279)	6	6	0	19.0	20.0	0.0
Diabetes Mellitus (250)	4	4	0	12.7	13.3	0.0
Diseases of Blood and Blood-Forming Organs (280-289)	0	0	0	0.0	0.0	0.0
Mental Disorders (290-319)	3	3	0	9.5	10.0	0.0
Diseases of the Nervous System and Sense Organs (320-389)	1	1	0	3.2	3.3	0.0
Diseases of the Circulatory System (390-459)	110	106	4	349.0	353.6	259.7
Hypertensive Diseases (401-405)	5	5	0	15.9	16.7	0.0
Ischaemic Heart Disease (410-414)	47	45	2	149.1	150.1	129.9
Acute Myocardial Infarction (410)	32	31	1	101.5	103.4	64.9
Other Forms of Heart Disease (420-429)	35	33	2	111.1	110.1	129.9
Cerebrovascular Disease (430-438)	17	17	0	53.9	56.7	0.0
Diseases of The Arteries And Capillaries (440-448)	1	1	0	3.2	3.3	0.0

SELECTED VITAL STATISTICS BY RACE, BY COUNTY, 1988

ITEM	PAULDING					
	NUMBER			RATE		
	Total	White	Black	Total	White	Black
Cause of Death (Continued)						
Diseases of The Respiratory System (460-519)	13	12	1	41.2	40.0	64.9
Influenza and Pneumonia (480-487)	3	3	0	9.5	10.0	0.0
Chronic Obstructive Pulmonary Disease (490-496)	8	8	0	25.4	26.7	0.0
Diseases of The Digestive System (520-579)	7	7	0	22.2	23.4	0.0
Chronic Liver Disease And Cirrhosis (571)	4	4	0	12.7	13.3	0.0
Disease of The Genitourinary System (580-629)	3	3	0	9.5	10.0	0.0
Complications Of Pregnancy, Childbirth, And The Puerperium (630-676)	0	0	0	0.0	0.0	0.0
Diseases Of The Skin (680-709)	1	1	0	3.2	3.3	0.0
Diseases Of The Musculoskeletal System (710-739)	1	1	0	3.2	3.3	0.0
Congenital Anomalies (740-759)	1	1	0	3.2	3.3	0.0
Certain Conditions Originating In The Perinatal Period (760-779)	7	7	0	22.2	23.4	0.0
Disorders Relating To Short Gestation (765)	0	0	0	0.0	0.0	0.0
Symptoms, Signs, and Ill Defined Conditions (780-799)	1	1	0	3.2	3.3	0.0
SIDS (798)	1	1	0	3.2	3.3	0.0
Injury And Poisoning (E800-E999)	21	21	0	66.6	70.1	0.0
Motor Vehicle Accidents (E810-E825)	12	12	0	38.1	40.0	0.0
All Other Accidents (E800-E807, E826-E949)	5	5	0	15.9	16.7	0.0
Suicides (E950-E959)	2	2	0	6.3	6.7	0.0
Homicides (E960-E969)	2	2	0	6.3	6.7	0.0

SELECTED VITAL STATISTICS BY RACE, BY COUNTY, 1988

ITEM	PEACH					
	NUMBER			RATE		
	Total	White	Black	Total	White	Black
TOTAL DEATHS	178	80	98	8.3	7.5	9.0
Lifestages						
INFANCY (<1)	7	0	7	21.7	0.0	40.9
NEONATAL	5	0	5	15.5	0.0	29.2
POST-NEONATAL	2	0	2	6.2	0.0	11.7
EARLY CHILDHOOD (1-4)	0	0	0	0.0	0.0	0.0
LATER CHILDHOOD (5-14)	0	0	0	0.0	0.0	0.0
ADOLESCENCE (15-19)	1	0	1	41.3	0.0	64.7
EARLY ADULTHOOD (20-29)	6	2	4	154.6	120.6	180.1
YOUNG ADULTHOOD (30-44)	9	2	7	231.8	89.9	422.4
MIDDLE ADULTHOOD (45-59)	34	13	21	1144.4	722.6	1791.8
LATER ADULTHOOD (60-74)	61	27	34	2863.8	2218.6	3724.0
OLDER ADULTHOOD (>74)	60	36	24	8534.8	8716.7	8275.9
Cause of Death						
Infectious and Parasitic Diseases (001-139)	3	1	2	14.0	9.4	18.4
Neoplasms (140-239)	43	21	22	200.3	198.0	202.6
Malignant Neoplasms (140-208)	42	21	21	195.7	198.0	193.4
Stomach (151)	1	1	0	4.7	9.4	0.0
Colon (153)	4	3	1	18.6	28.3	9.2
Pancreas (157)	5	1	4	23.3	9.4	36.8
Trachea, Bronchus and Lung (162)	11	9	2	51.2	84.9	18.4
Breast (174-175)	2	1	1	9.3	9.4	9.2
Ovary (183)	0	0	0	0.0	0.0	0.0
Prostate (185)	2	1	1	9.3	9.4	9.2
Leukemia (204-208)	0	0	0	0.0	0.0	0.0
All Other Malignant Sites	17	5	12	79.2	47.2	110.5
Endocrine, Nutritional and Metabolic Diseases (240-279)	6	2	4	28.0	18.9	36.8
Diabetes Mellitus (250)	5	2	3	23.3	18.9	27.6
Diseases of Blood and Blood-Forming Organs (280-289)	2	0	2	9.3	0.0	18.4
Mental Disorders (290-319)	1	0	1	4.7	0.0	9.2
Diseases of the Nervous System and Sense Organs (320-389)	2	1	1	9.3	9.4	9.2
Diseases of the Circulatory System (390-459)	82	36	46	382.0	339.5	423.5
Hypertensive Diseases (401-405)	13	6	7	60.6	56.6	64.5
Ischaemic Heart Disease (410-414)	25	15	10	116.5	141.5	92.1
Acute Myocardial Infarction (410)	14	10	4	65.2	94.3	36.8
Other Forms of Heart Disease (420-429)	24	9	15	111.8	84.9	138.1
Cerebrovascular Disease (430-438)	12	4	8	55.9	37.7	73.7
Diseases of The Arteries And Capillaries (440-448)	6	2	4	28.0	18.9	36.8

SELECTED VITAL STATISTICS BY RACE, BY COUNTY, 1988

ITEM	PEACH					
	NUMBER			RATE		
	Total	White	Black	Total	White	Black
Cause of Death (Continued)						
Diseases of The Respiratory System (460-519)	7	7	0	32.6	66.0	0.0
Influenza and Pneumonia (480-487)	0	0	0	0.0	0.0	0.0
Chronic Obstructive Pulmonary Disease (490-496)	5	5	0	23.3	47.2	0.0
Diseases of The Digestive System (520-579)	7	4	3	32.6	37.7	27.6
Chronic Liver Disease And Cirrhosis (571)	3	2	1	14.0	18.9	9.2
Disease of The Genitourinary System (580-629)	4	0	4	18.6	0.0	36.8
Complications Of Pregnancy, Childbirth, And The Puerperium (630-676)	0	0	0	0.0	0.0	0.0
Diseases Of The Skin (680-709)	0	0	0	0.0	0.0	0.0
Diseases Of The Musculoskeletal System (710-739)	0	0	0	0.0	0.0	0.0
Congenital Anomalies (740-759)	1	0	1	4.7	0.0	9.2
Certain Conditions Originating In The Perinatal Period (760-779)	6	0	6	28.0	0.0	55.2
Disorders Relating To Short Gestation (765)	1	0	1	4.7	0.0	9.2
Symptoms, Signs, and Ill Defined Conditions (780-799)	6	5	1	28.0	47.2	9.2
SIDS (798)	0	0	0	0.0	0.0	0.0
Injury And Poisoning (E800-E999)	8	3	5	37.3	28.3	46.0
Motor Vehicle Accidents (E810-E825)	5	3	2	23.3	28.3	18.4
All Other Accidents (E800-E807, E826-E949)	2	0	2	9.3	0.0	18.4
Suicides (E950-E959)	0	0	0	0.0	0.0	0.0
Homicides (E960-E969)	1	0	1	4.7	0.0	9.2

SELECTED VITAL STATISTICS BY RACE, BY COUNTY, 1988

ITEM	PICKENS					
	NUMBER			RATE		
	Total	White	Black	Total	White	Black
TOTAL DEATHS	128	125	3	9.2	9.2	8.6
Lifestages						
INFANCY (<1)	3	3	0	14.1	14.5	0.0
NEONATAL	1	1	0	4.7	4.8	0.0
POST-NEONATAL	2	2	0	9.4	9.7	0.0
EARLY CHILDHOOD (1-4)	0	0	0	0.0	0.0	0.0
LATER CHILDHOOD (5-14)	1	1	0	45.1	46.3	0.0
ADOLESCENCE (15-19)	3	3	0	242.5	248.3	0.0
EARLY ADULTHOOD (20-29)	3	2	1	142.7	97.2	2222.2
YOUNG ADULTHOOD (30-44)	3	3	0	111.1	113.9	0.0
MIDDLE ADULTHOOD (45-59)	11	10	1	526.3	493.1	1612.9
LATER ADULTHOOD (60-74)	35	35	0	1867.7	1913.6	0.0
OLDER ADULTHOOD (>74)	69	68	1	9413.4	9577.5	4347.8
Cause of Death						
Infectious and Parasitic Diseases (001-139)	1	1	0	7.2	7.4	0.0
Neoplasms (140-239)	28	28	0	201.2	206.4	0.0
Malignant Neoplasms (140-208)	28	28	0	201.2	206.4	0.0
Stomach (151)	1	1	0	7.2	7.4	0.0
Colon (153)	1	1	0	7.2	7.4	0.0
Pancreas (157)	2	2	0	14.4	14.7	0.0
Trachea, Bronchus and Lung (162)	7	7	0	50.3	51.6	0.0
Breast (174-175)	4	4	0	28.7	29.5	0.0
Ovary (183)	1	1	0	7.2	7.4	0.0
Prostate (185)	5	5	0	35.9	36.9	0.0
Leukemia (204-208)	1	1	0	7.2	7.4	0.0
All Other Malignant Sites	6	6	0	43.1	44.2	0.0
Endocrine, Nutritional and Metabolic Diseases (240-279)	3	3	0	21.6	22.1	0.0
Diabetes Mellitus (250)	1	1	0	7.2	7.4	0.0
Diseases of Blood and Blood-Forming Organs (280-289)	1	1	0	7.2	7.4	0.0
Mental Disorders (290-319)	2	2	0	14.4	14.7	0.0
Diseases of the Nervous System and Sense Organs (320-389)	1	1	0	7.2	7.4	0.0
Diseases of the Circulatory System (390-459)	54	54	0	388.1	398.0	0.0
Hypertensive Diseases (401-405)	1	1	0	7.2	7.4	0.0
Ischaemic Heart Disease (410-414)	23	23	0	165.3	169.5	0.0
Acute Myocardial Infarction (410)	17	17	0	122.2	125.3	0.0
Other Forms of Heart Disease (420-429)	19	19	0	136.5	140.0	0.0
Cerebrovascular Disease (430-438)	9	9	0	64.7	66.3	0.0
Diseases of The Arteries And Capillaries (440-448)	1	1	0	7.2	7.4	0.0

SELECTED VITAL STATISTICS BY RACE, BY COUNTY, 1988

ITEM	PICKENS					
	NUMBER			RATE		
	Total	White	Black	Total	White	Black
Cause of Death (Continued)						
Diseases of The Respiratory System (460-519)	10	10	0	71.9	73.7	0.0
Influenza and Pneumonia (480-487)	3	3	0	21.6	22.1	0.0
Chronic Obstructive Pulmonary Disease (490-496)	4	4	0	28.7	29.5	0.0
Diseases of The Digestive System (520-579)	3	3	0	21.6	22.1	0.0
Chronic Liver Disease And Cirrhosis (571)	0	0	0	0.0	0.0	0.0
Disease of The Genitourinary System (580-629)	5	3	2	35.9	22.1	574.7
Complications Of Pregnancy, Childbirth, And The Puerperium (630-676)	0	0	0	0.0	0.0	0.0
Diseases Of The Skin (680-709)	1	1	0	7.2	7.4	0.0
Diseases Of The Musculoskeletal System (710-739)	1	1	0	7.2	7.4	0.0
Congenital Anomalies (740-759)	3	3	0	21.6	22.1	0.0
Certain Conditions Originating In The Perinatal Period (760-779)	1	1	0	7.2	7.4	0.0
Disorders Relating To Short Gestation (765)	0	0	0	0.0	0.0	0.0
Symptoms, Signs, and Ill Defined Conditions (780-799)	4	4	0	28.7	29.5	0.0
SIDS (798)	0	0	0	0.0	0.0	0.0
Injury And Poisoning (E800-E999)	10	9	1	71.9	66.3	287.4
Motor Vehicle Accidents (E810-E825)	3	3	0	21.6	22.1	0.0
All Other Accidents (E800-E807, E826-E949)	3	3	0	21.6	22.1	0.0
Suicides (E950-E959)	2	2	0	14.4	14.7	0.0
Homicides (E960-E969)	2	1	1	14.4	7.4	287.4

SELECTED VITAL STATISTICS BY RACE, BY COUNTY, 1988

ITEM	PIERCE					
	NUMBER			RATE		
	Total	White	Black	Total	White	Black
TOTAL DEATHS	136	122	14	10.4	10.9	7.4
Lifestages						
INFANCY (<1)						
NEONATAL	3	2	1	17.1	13.8	33.3
POST-NEONATAL	3	2	1	17.1	13.8	33.3
EARLY CHILDHOOD (1-4)	0	0	0	0.0	0.0	0.0
LATER CHILDHOOD (5-14)	1	1	0	41.6	50.0	0.0
ADOLESCENCE (15-19)	4	4	0	323.1	392.9	0.0
EARLY ADULTHOOD (20-29)	3	2	1	151.7	115.4	409.8
YOUNG ADULTHOOD (30-44)	4	4	0	158.9	177.5	0.0
MIDDLE ADULTHOOD (45-59)	14	12	2	790.1	781.2	847.5
LATER ADULTHOOD (60-74)	54	51	3	3474.9	3843.3	1321.6
OLDER ADULTHOOD (>74)	53	46	7	10311.3	11165.0	6862.7
Cause of Death						
Infectious and Parasitic Diseases (001-139)	0	0	0	0.0	0.0	0.0
Neoplasms (140-239)	29	28	1	222.0	250.5	53.1
Malignant Neoplasms (140-208)	29	28	1	222.0	250.5	53.1
Stomach (151)	0	0	0	0.0	0.0	0.0
Colon (153)	4	4	0	30.6	35.8	0.0
Pancreas (157)	3	3	0	23.0	26.8	0.0
Trachea, Bronchus and Lung (162)	10	10	0	76.6	89.5	0.0
Breast (174-175)	2	2	0	15.3	17.9	0.0
Ovary (183)	1	1	0	7.7	8.9	0.0
Prostate (185)	0	0	0	0.0	0.0	0.0
Leukemia (204-208)	0	0	0	0.0	0.0	0.0
All Other Malignant Sites	9	8	1	68.9	71.6	53.1
Endocrine, Nutritional and Metabolic Diseases (240-279)	7	4	3	53.6	35.8	159.2
Diabetes Mellitus (250)	5	3	2	38.3	26.8	106.1
Diseases of Blood and Blood-Forming Organs (280-289)	0	0	0	0.0	0.0	0.0
Mental Disorders (290-319)	2	2	0	15.3	17.9	0.0
Diseases of the Nervous System and Sense Organs (320-389)	2	2	0	15.3	17.9	0.0
Diseases of the Circulatory System (390-459)	57	53	4	436.3	474.1	212.2
Hypertensive Diseases (401-405)	2	2	0	15.3	17.9	0.0
Ischaemic Heart Disease (410-414)	23	22	1	176.1	196.8	53.1
Acute Myocardial Infarction (410)	17	16	1	130.1	143.1	53.1
Other Forms of Heart Disease (420-429)	10	9	1	76.6	80.5	53.1
Cerebrovascular Disease (430-438)	10	9	1	76.6	80.5	53.1
Diseases of The Arteries And Capillaries (440-448)	9	8	1	68.9	71.6	53.1

SELECTED VITAL STATISTICS BY RACE, BY COUNTY, 1988

ITEM	PIERCE					
	NUMBER			RATE		
	Total	White	Black	Total	White	Black
Cause of Death (Continued)						
Diseases of The Respiratory System (460-519)	17	15	2	130.1	134.2	106.1
Influenza and Pneumonia (480-487)	4	4	0	30.6	35.8	0.0
Chronic Obstructive Pulmonary Disease (490-496)	12	10	2	91.9	89.5	106.1
Diseases of The Digestive System (520-579)	3	3	0	23.0	26.8	0.0
Chronic Liver Disease And Cirrhosis (571)	1	1	0	7.7	8.9	0.0
Disease of The Genitourinary System (580-629)	4	2	2	30.6	17.9	106.1
Complications Of Pregnancy, Childbirth, And The Puerperium (630-676)	0	0	0	0.0	0.0	0.0
Diseases Of The Skin (680-709)	1	1	0	7.7	8.9	0.0
Diseases Of The Musculoskeletal System (710-739)	0	0	0	0.0	0.0	0.0
Congenital Anomalies (740-759)	2	2	0	15.3	17.9	0.0
Certain Conditions Originating In The Perinatal Period (760-779)	2	1	1	15.3	8.9	53.1
Disorders Relating To Short Gestation (765)	0	0	0	0.0	0.0	0.0
Symptoms, Signs, and Ill Defined Conditions (780-799)	0	0	0	0.0	0.0	0.0
SIDS (798)	0	0	0	0.0	0.0	0.0
Injury And Poisoning (E800-E999)	10	9	1	76.6	80.5	53.1
Motor Vehicle Accidents (E810-E825)	6	5	1	45.9	44.7	53.1
All Other Accidents (E800-E807, E826-E949)	0	0	0	0.0	0.0	0.0
Suicides (E950-E959)	4	4	0	30.6	35.8	0.0
Homicides (E960-E969)	0	0	0	0.0	0.0	0.0

SELECTED VITAL STATISTICS BY RACE, BY COUNTY, 1988

ITEM	PIKE					
	NUMBER			RATE		
	Total	White	Black	Total	White	Black
TOTAL DEATHS	90	67	23	9.3	9.5	8.9
Lifestages						
INFANCY (<1)	2	1	1	12.4	8.1	26.3
NEONATAL	2	1	1	12.4	8.1	26.3
POST-NEONATAL	0	0	0	0.0	0.0	0.0
EARLY CHILDHOOD (1-4)	0	0	0	0.0	0.0	0.0
LATER CHILDHOOD (5-14)	0	0	0	0.0	0.0	0.0
ADOLESCENCE (15-19)	2	2	0	213.7	322.6	0.0
EARLY ADULTHOOD (20-29)	0	0	0	0.0	0.0	0.0
YOUNG ADULTHOOD (30-44)	4	2	2	214.2	138.6	471.7
MIDDLE ADULTHOOD (45-59)	10	5	5	707.2	455.8	1577.3
LATER ADULTHOOD (60-74)	29	24	5	2248.1	2412.1	1694.9
OLDER ADULTHOOD (>74)	43	33	10	9450.5	9295.8	10000.0
Cause of Death						
Infectious and Parasitic Diseases (001-139)	1	1	0	10.3	14.1	0.0
Neoplasms (140-239)	20	17	3	207.0	239.8	116.6
Malignant Neoplasms (140-208)	20	17	3	207.0	239.8	116.6
Stomach (151)	0	0	0	0.0	0.0	0.0
Colon (153)	3	3	0	31.0	42.3	0.0
Pancreas (157)	1	1	0	10.3	14.1	0.0
Trachea, Bronchus and Lung (162)	4	3	1	41.4	42.3	38.9
Breast (174-175)	1	1	0	10.3	14.1	0.0
Ovary (183)	0	0	0	0.0	0.0	0.0
Prostate (185)	0	0	0	0.0	0.0	0.0
Leukemia (204-208)	0	0	0	0.0	0.0	0.0
All Other Malignant Sites	11	9	2	113.8	127.0	77.7
Endocrine, Nutritional and Metabolic Diseases (240-279)	1	1	0	10.3	14.1	0.0
Diabetes Mellitus (250)	1	1	0	10.3	14.1	0.0
Diseases of Blood and Blood-Forming Organs (280-289)	0	0	0	0.0	0.0	0.0
Mental Disorders (290-319)	0	0	0	0.0	0.0	0.0
Diseases of the Nervous System and Sense Organs (320-389)	1	0	1	10.3	0.0	38.9
Diseases of the Circulatory System (390-459)	41	29	12	424.3	409.1	466.2
Hypertensive Diseases (401-405)	1	1	0	10.3	14.1	0.0
Ischaemic Heart Disease (410-414)	19	16	3	196.6	225.7	116.6
Acute Myocardial Infarction (410)	10	9	1	103.5	127.0	38.9
Other Forms of Heart Disease (420-429)	10	7	3	103.5	98.8	116.6
Cerebrovascular Disease (430-438)	10	4	6	103.5	56.4	233.1
Diseases of The Arteries And Capillaries (440-448)	1	1	0	10.3	14.1	0.0

SELECTED VITAL STATISTICS BY RACE, BY COUNTY, 1988

ITEM	PIKE					
	NUMBER			RATE		
	Total	White	Black	Total	White	Black
Cause of Death (Continued)						
Diseases of The Respiratory System (460-519)	8	8	0	82.8	112.9	0.0
Influenza and Pneumonia (480-487)	3	3	0	31.0	42.3	0.0
Chronic Obstructive Pulmonary Disease (490-496)	3	3	0	31.0	42.3	0.0
Diseases of The Digestive System (520-579)	4	2	2	41.4	28.2	77.7
Chronic Liver Disease And Cirrhosis (571)	1	0	1	10.3	0.0	38.9
Disease of The Genitourinary System (580-629)	4	3	1	41.4	42.3	38.9
Complications Of Pregnancy, Childbirth, And The Puerperium (630-676)	0	0	0	0.0	0.0	0.0
Diseases Of The Skin (680-709)	0	0	0	0.0	0.0	0.0
Diseases Of The Musculoskeletal System (710-739)	0	0	0	0.0	0.0	0.0
Congenital Anomalies (740-759)	1	0	1	10.3	0.0	38.9
Certain Conditions Originating In The Perinatal Period (760-779)	1	1	0	10.3	14.1	0.0
Disorders Relating To Short Gestation (765)	0	0	0	0.0	0.0	0.0
Symptoms, Signs, and Ill Defined Conditions (780-799)	1	1	0	10.3	14.1	0.0
SIDS (798)	0	0	0	0.0	0.0	0.0
Injury And Poisoning (E800-E999)	7	4	3	72.4	56.4	116.6
Motor Vehicle Accidents (E810-E825)	4	3	1	41.4	42.3	38.9
All Other Accidents (E800-E807, E826-E949)	2	0	2	20.7	0.0	77.7
Suicides (E950-E959)	0	0	0	0.0	0.0	0.0
Homicides (E960-E969)	1	1	0	10.3	14.1	0.0

SELECTED VITAL STATISTICS BY RACE, BY COUNTY, 1988

ITEM	POLK					
	NUMBER			RATE		
	Total	White	Black	Total	White	Black
TOTAL DEATHS	362	301	61	10.3	10.1	11.4
Lifestages						
INFANCY (<1)	6	1	5	11.7	2.4	50.5
NEONATAL	4	0	4	7.8	0.0	40.4
POST-NEONATAL	2	1	1	3.9	2.4	10.1
EARLY CHILDHOOD (1-4)	3	2	1	159.9	130.1	289.9
LATER CHILDHOOD (5-14)	1	1	0	17.3	21.4	0.0
ADOLESCENCE (15-19)	3	3	0	92.9	114.9	0.0
EARLY ADULTHOOD (20-29)	11	8	3	217.5	190.1	353.4
YOUNG ADULTHOOD (30-44)	23	17	6	363.1	309.0	720.3
MIDDLE ADULTHOOD (45-59)	48	40	8	888.2	843.0	1214.0
LATER ADULTHOOD (60-74)	112	93	19	2188.8	2075.9	2982.7
OLDER ADULTHOOD (>74)	155	136	19	9011.6	8918.0	9743.6
Cause of Death						
Infectious and Parasitic Diseases (001-139)	12	11	1	34.2	37.0	18.7
Neoplasms (140-239)	79	67	12	225.4	225.6	224.5
Malignant Neoplasms (140-208)	78	66	12	222.6	222.2	224.5
Stomach (151)	0	0	0	0.0	0.0	0.0
Colon (153)	6	5	1	17.1	16.8	18.7
Pancreas (157)	5	5	0	14.3	16.8	0.0
Trachea, Bronchus and Lung (162)	26	21	5	74.2	70.7	93.5
Breast (174-175)	9	7	2	25.7	23.6	37.4
Ovary (183)	2	2	0	5.7	6.7	0.0
Prostate (185)	0	0	0	0.0	0.0	0.0
Leukemia (204-208)	2	2	0	5.7	6.7	0.0
All Other Malignant Sites	28	24	4	79.9	80.8	74.8
Endocrine, Nutritional and Metabolic Diseases (240-279)	5	5	0	14.3	16.8	0.0
Diabetes Mellitus (250)	5	5	0	14.3	16.8	0.0
Diseases of Blood and Blood-Forming Organs (280-289)	0	0	0	0.0	0.0	0.0
Mental Disorders (290-319)	1	1	0	2.9	3.4	0.0
Diseases of the Nervous System and Sense Organs (320-389)	4	3	1	11.4	10.1	18.7
Diseases of the Circulatory System (390-459)	159	132	27	453.7	444.5	505.1
Hypertensive Diseases (401-405)	2	1	1	5.7	3.4	18.7
Ischaemic Heart Disease (410-414)	88	77	11	251.1	259.3	205.8
Acute Myocardial Infarction (410)	68	62	6	194.0	208.8	112.2
Other Forms of Heart Disease (420-429)	34	27	7	97.0	90.9	130.9
Cerebrovascular Disease (430-438)	27	21	6	77.0	70.7	112.2
Diseases of The Arteries And Capillaries (440-448)	3	3	0	8.6	10.1	0.0

SELECTED VITAL STATISTICS BY RACE, BY COUNTY, 1988

ITEM	POLK					
	NUMBER			RATE		
	Total	White	Black	Total	White	Black
Cause of Death (Continued)						
Diseases of The Respiratory System (460-519)	37	35	2	105.6	117.8	37.4
Influenza and Pneumonia (480-487)	17	16	1	48.5	53.9	18.7
Chronic Obstructive Pulmonary Disease (490-496)	15	14	1	42.8	47.1	18.7
Diseases of The Digestive System (520-579)	13	10	3	37.1	33.7	56.1
Chronic Liver Disease And Cirrhosis (571)	3	3	0	8.6	10.1	0.0
Disease of The Genitourinary System (580-629)	7	6	1	20.0	20.2	18.7
Complications Of Pregnancy, Childbirth, And The Puerperium (630-676)	0	0	0	0.0	0.0	0.0
Diseases Of The Skin (680-709)	0	0	0	0.0	0.0	0.0
Diseases Of The Musculoskeletal System (710-739)	2	2	0	5.7	6.7	0.0
Congenital Anomalies (740-759)	2	0	2	5.7	0.0	37.4
Certain Conditions Originating In The Perinatal Period (760-779)	2	0	2	5.7	0.0	37.4
Disorders Relating To Short Gestation (765)	2	0	2	5.7	0.0	37.4
Symptoms, Signs, and Ill Defined Conditions (780-799)	4	3	1	11.4	10.1	18.7
SIDS (798)	2	1	1	5.7	3.4	18.7
Injury And Poisoning (E800-E999)	35	26	9	99.9	87.5	168.4
Motor Vehicle Accidents (E810-E825)	16	15	1	45.7	50.5	18.7
All Other Accidents (E800-E807, E826-E949)	10	4	6	28.5	13.5	112.2
Suicides (E950-E959)	5	4	1	14.3	13.5	18.7
Homicides (E960-E969)	2	2	0	5.7	6.7	0.0

SELECTED VITAL STATISTICS BY RACE, BY COUNTY, 1988

ITEM	PULASKI					
	NUMBER			RATE		
	Total	White	Black	Total	White	Black
TOTAL DEATHS	81	56	25	8.6	9.1	7.7
Lifestages						
INFANCY (<1)	3	2	1	30.6	36.4	23.3
NEONATAL	2	1	1	20.4	18.2	23.3
POST-NEONATAL	1	1	0	10.2	18.2	0.0
EARLY CHILDHOOD (1-4)	1	1	0	165.0	297.6	0.0
LATER CHILDHOOD (5-14)	0	0	0	0.0	0.0	0.0
ADOLESCENCE (15-19)	1	0	1	112.7	0.0	247.5
EARLY ADULTHOOD (20-29)	1	1	0	73.7	115.6	0.0
YOUNG ADULTHOOD (30-44)	4	2	2	244.1	167.9	446.4
MIDDLE ADULTHOOD (45-59)	11	8	3	772.5	761.9	802.1
LATER ADULTHOOD (60-74)	28	16	12	2184.1	1882.4	2777.8
OLDER ADULTHOOD (>74)	32	26	6	6412.8	8099.7	3370.8
Cause of Death						
Infectious and Parasitic Diseases (001-139)	1	1	0	10.6	16.2	0.0
Neoplasms (140-239)	21	13	8	223.1	211.1	246.0
Malignant Neoplasms (140-208)	21	13	8	223.1	211.1	246.0
Stomach (151)	1	0	1	10.6	0.0	30.8
Colon (153)	3	1	2	31.9	16.2	61.5
Pancreas (157)	0	0	0	0.0	0.0	0.0
Trachea, Bronchus and Lung (162)	6	5	1	63.8	81.2	30.8
Breast (174-175)	1	0	1	10.6	0.0	30.8
Ovary (183)	1	1	0	10.6	16.2	0.0
Prostate (185)	2	1	1	21.3	16.2	30.8
Leukemia (204-208)	0	0	0	0.0	0.0	0.0
All Other Malignant Sites	7	5	2	74.4	81.2	61.5
Endocrine, Nutritional and Metabolic Diseases (240-279)	3	3	0	31.9	48.7	0.0
Diabetes Mellitus (250)	2	2	0	21.3	32.5	0.0
Diseases of Blood and Blood-Forming Organs (280-289)	1	0	1	10.6	0.0	30.8
Mental Disorders (290-319)	2	1	1	21.3	16.2	30.8
Diseases of the Nervous System and Sense Organs (320-389)	0	0	0	0.0	0.0	0.0
Diseases of the Circulatory System (390-459)	37	29	8	393.2	470.9	246.0
Hypertensive Diseases (401-405)	2	1	1	21.3	16.2	30.8
Ischaemic Heart Disease (410-414)	25	21	4	265.6	341.0	123.0
Acute Myocardial Infarction (410)	17	14	3	180.6	227.3	92.3
Other Forms of Heart Disease (420-429)	3	1	2	31.9	16.2	61.5
Cerebrovascular Disease (430-438)	6	5	1	63.8	81.2	30.8
Diseases of The Arteries And Capillaries (440-448)	1	1	0	10.6	16.2	0.0

SELECTED VITAL STATISTICS BY RACE, BY COUNTY, 1988

ITEM	PULASKI					
	NUMBER			RATE		
	Total	White	Black	Total	White	Black
Cause of Death (Continued)						
Diseases of The Respiratory System (460-519)	4	3	1	42.5	48.7	30.8
Influenza and Pneumonia (480-487)	1	0	1	10.6	0.0	30.8
Chronic Obstructive Pulmonary Disease (490-496)	2	2	0	21.3	32.5	0.0
Diseases of The Digestive System (520-579)	2	1	1	21.3	16.2	30.8
Chronic Liver Disease And Cirrhosis (571)	0	0	0	0.0	0.0	0.0
Disease of The Genitourinary System (580-629)	1	0	1	10.6	0.0	30.8
Complications Of Pregnancy, Childbirth, And The Puerperium (630-676)	0	0	0	0.0	0.0	0.0
Diseases Of The Skin (680-709)	1	0	1	10.6	0.0	30.8
Diseases Of The Musculoskeletal System (710-739)	0	0	0	0.0	0.0	0.0
Congenital Anomalies (740-759)	1	0	1	10.6	0.0	30.8
Certain Conditions Originating In The Perinatal Period (760-779)	1	0	1	10.6	0.0	30.8
Disorders Relating To Short Gestation (765)	0	0	0	0.0	0.0	0.0
Symptoms, Signs, and Ill Defined Conditions (780-799)	0	0	0	0.0	0.0	0.0
SIDS (798)	0	0	0	0.0	0.0	0.0
Injury And Poisoning (E800-E999)	6	5	1	63.8	81.2	30.8
Motor Vehicle Accidents (E810-E825)	1	0	1	10.6	0.0	30.8
All Other Accidents (E800-E807, E826-E949)	2	2	0	21.3	32.5	0.0
Suicides (E950-E959)	2	2	0	21.3	32.5	0.0
Homicides (E960-E969)	1	1	0	10.6	16.2	0.0

SELECTED VITAL STATISTICS BY RACE, BY COUNTY, 1988

ITEM	PUTNAM					
	NUMBER			RATE		
	Total	White	Black	Total	White	Black
TOTAL DEATHS	128	87	41	10.7	12.5	8.2
Lifestages						
INFANCY (<1)	4	1	3	22.1	10.3	36.1
NEONATAL	4	1	3	22.1	10.3	36.1
POST-NEONATAL	0	0	0	0.0	0.0	0.0
EARLY CHILDHOOD (1-4)	1	1	0	153.1	284.1	0.0
LATER CHILDHOOD (5-14)	1	1	0	51.0	106.2	0.0
ADOLESCENCE (15-19)	2	2	0	170.6	389.9	0.0
EARLY ADULTHOOD (20-29)	2	2	0	105.8	186.6	0.0
YOUNG ADULTHOOD (30-44)	10	7	3	473.5	533.5	375.0
MIDDLE ADULTHOOD (45-59)	16	13	3	870.0	996.9	560.7
LATER ADULTHOOD (60-74)	42	27	15	2553.2	2540.0	2577.3
OLDER ADULTHOOD (>74)	50	33	17	9615.4	10216.7	8629.4
Cause of Death						
Infectious and Parasitic Diseases (001-139)	2	2	0	16.7	28.7	0.0
Neoplasms (140-239)	24	16	8	200.5	229.3	160.2
Malignant Neoplasms (140-208)	24	16	8	200.5	229.3	160.2
Stomach (151)	1	1	0	8.4	14.3	0.0
Colon (153)	1	0	1	8.4	0.0	20.0
Pancreas (157)	2	1	1	16.7	14.3	20.0
Trachea, Bronchus and Lung (162)	6	6	0	50.1	86.0	0.0
Breast (174-175)	1	1	0	8.4	14.3	0.0
Ovary (183)	0	0	0	0.0	0.0	0.0
Prostate (185)	1	0	1	8.4	0.0	20.0
Leukemia (204-208)	1	1	0	8.4	14.3	0.0
All Other Malignant Sites	11	6	5	91.9	86.0	100.1
Endocrine, Nutritional and Metabolic Diseases (240-279)	3	2	1	25.1	28.7	20.0
Diabetes Mellitus (250)	1	1	0	8.4	14.3	0.0
Diseases of Blood and Blood-Forming Organs (280-289)	0	0	0	0.0	0.0	0.0
Mental Disorders (290-319)	2	0	2	16.7	0.0	40.1
Diseases of the Nervous System and Sense Organs (320-389)	3	2	1	25.1	28.7	20.0
Diseases of the Circulatory System (390-459)	61	42	19	509.6	601.9	380.5
Hypertensive Diseases (401-405)	1	0	1	8.4	0.0	20.0
Ischaemic Heart Disease (410-414)	45	33	12	375.9	472.9	240.3
Acute Myocardial Infarction (410)	28	21	7	233.9	300.9	140.2
Other Forms of Heart Disease (420-429)	6	3	3	50.1	43.0	60.1
Cerebrovascular Disease (430-438)	3	1	2	25.1	14.3	40.1
Diseases of The Arteries And Capillaries (440-448)	5	4	1	41.8	57.3	20.0

SELECTED VITAL STATISTICS BY RACE, BY COUNTY, 1988

ITEM	PUTNAM					
	NUMBER			RATE		
	Total	White	Black	Total	White	Black
Cause of Death (Continued)						
Diseases of The Respiratory System (460-519)	10	6	4	83.5	86.0	80.1
Influenza and Pneumonia (480-487)	3	1	2	25.1	14.3	40.1
Chronic Obstructive Pulmonary Disease (490-496)	3	2	1	25.1	28.7	20.0
Diseases of The Digestive System (520-579)	5	5	0	41.8	71.7	0.0
Chronic Liver Disease And Cirrhosis (571)	3	3	0	25.1	43.0	0.0
Disease of The Genitourinary System (580-629)	0	0	0	0.0	0.0	0.0
Complications Of Pregnancy, Childbirth, And The Puerperium (630-676)	0	0	0	0.0	0.0	0.0
Diseases Of The Skin (680-709)	0	0	0	0.0	0.0	0.0
Diseases Of The Musculoskeletal System (710-739)	1	0	1	8.4	0.0	20.0
Congenital Anomalies (740-759)	1	1	0	8.4	14.3	0.0
Certain Conditions Originating In The Perinatal Period (760-779)	3	0	3	25.1	0.0	60.1
Disorders Relating To Short Gestation (765)	0	0	0	0.0	0.0	0.0
Symptoms, Signs, and Ill Defined Conditions (780-799)	1	1	0	8.4	14.3	0.0
SIDS (798)	0	0	0	0.0	0.0	0.0
Injury And Poisoning (E800-E999)	12	10	2	100.2	143.3	40.1
Motor Vehicle Accidents (E810-E825)	4	3	1	33.4	43.0	20.0
All Other Accidents (E800-E807, E826-E949)	6	6	0	50.1	86.0	0.0
Suicides (E950-E959)	1	0	1	8.4	0.0	20.0
Homicides (E960-E969)	1	1	0	8.4	14.3	0.0

SELECTED VITAL STATISTICS BY RACE, BY COUNTY, 1988

ITEM	QUITMAN					
	NUMBER			RATE		
	Total	White	Black	Total	White	Black
TOTAL DEATHS	27	13	14	11.4	12.6	10.5
Lifestages						
INFANCY (<1)	0	0	0	0.0	0.0	0.0
NEONATAL	0	0	0	0.0	0.0	0.0
POST-NEONATAL	0	0	0	0.0	0.0	0.0
EARLY CHILDHOOD (1-4)	0	0	0	0.0	0.0	0.0
LATER CHILDHOOD (5-14)	0	0	0	0.0	0.0	0.0
ADOLESCENCE (15-19)	0	0	0	0.0	0.0	0.0
EARLY ADULTHOOD (20-29)	1	1	0	314.5	970.9	0.0
YOUNG ADULTHOOD (30-44)	1	0	1	303.0	0.0	571.4
MIDDLE ADULTHOOD (45-59)	2	2	0	584.8	1098.9	0.0
LATER ADULTHOOD (60-74)	12	6	6	2714.9	2400.0	3125.0
OLDER ADULTHOOD (>74)	11	4	7	8871.0	5479.4	13725.5
Cause of Death						
Infectious and Parasitic Diseases (001-139)	0	0	0	0.0	0.0	0.0
Neoplasms (140-239)	6	3	3	253.7	291.8	224.4
Malignant Neoplasms (140-208)	6	3	3	253.7	291.8	224.4
Stomach (151)	0	0	0	0.0	0.0	0.0
Colon (153)	0	0	0	0.0	0.0	0.0
Pancreas (157)	0	0	0	0.0	0.0	0.0
Trachea, Bronchus and Lung (162)	1	1	0	42.3	97.3	0.0
Breast (174-175)	0	0	0	0.0	0.0	0.0
Ovary (183)	0	0	0	0.0	0.0	0.0
Prostate (185)	0	0	0	0.0	0.0	0.0
Leukemia (204-208)	1	0	1	42.3	0.0	74.8
All Other Malignant Sites	4	2	2	169.1	194.6	149.6
Endocrine, Nutritional and Metabolic Diseases (240-279)	1	0	1	42.3	0.0	74.8
Diabetes Mellitus (250)	0	0	0	0.0	0.0	0.0
Diseases of Blood and Blood-Forming Organs (280-289)	0	0	0	0.0	0.0	0.0
Mental Disorders (290-319)	0	0	0	0.0	0.0	0.0
Diseases of the Nervous System and Sense Organs (320-389)	1	0	1	42.3	0.0	74.8
Diseases of the Circulatory System (390-459)	13	7	6	549.7	680.9	448.8
Hypertensive Diseases (401-405)	1	1	0	42.3	97.3	0.0
Ischaemic Heart Disease (410-414)	7	4	3	296.0	389.1	224.4
Acute Myocardial Infarction (410)	4	2	2	169.1	194.6	149.6
Other Forms of Heart Disease (420-429)	3	1	2	126.8	97.3	149.6
Cerebrovascular Disease (430-438)	2	1	1	84.6	97.3	74.8
Diseases of The Arteries And Capillaries (440-448)	0	0	0	0.0	0.0	0.0

SELECTED VITAL STATISTICS BY RACE, BY COUNTY, 1988

ITEM	QUITMAN					
	NUMBER			RATE		
	Total	White	Black	Total	White	Black
Cause of Death (Continued)						
Diseases of The Respiratory System (460-519)	3	2	1			
Influenza and Pneumonia (480-487)	0	0	0	126.8	194.6	74.8
Chronic Obstructive Pulmonary Disease (490-496)	1	1	0	0.0	0.0	0.0
				42.3	97.3	0.0
Diseases of The Digestive System (520-579)	1	1	0			
Chronic Liver Disease And Cirrhosis (571)	0	0	0	42.3	97.3	0.0
				0.0	0.0	0.0
Disease of The Genitourinary System (580-629)	1	0	1			
				42.3	0.0	74.8
Complications Of Pregnancy, Childbirth, And The Puerperium (630-676)	0	0	0			
				0.0	0.0	0.0
Diseases Of The Skin (680-709)	0	0	0			
				0.0	0.0	0.0
Diseases Of The Musculoskeletal System (710-739)	0	0	0			
				0.0	0.0	0.0
Congenital Anomalies (740-759)	0	0	0			
				0.0	0.0	0.0
Certain Conditions Originating In The Perinatal Period (760-779)	0	0	0			
Disorders Relating To Short Gestation (765)	0	0	0	0.0	0.0	0.0
				0.0	0.0	0.0
Symptoms, Signs, and Ill Defined Conditions (780-799)	0	0	0			
SIDS (798)	0	0	0	0.0	0.0	0.0
				0.0	0.0	0.0
Injury And Poisoning (E800-E999)	1	0	1			
Motor Vehicle Accidents (E810-E825)	1	0	1	42.3	0.0	74.8
All Other Accidents (E800-E807, E826-E949)	0	0	0	42.3	0.0	74.8
Suicides (E950-E959)	0	0	0	0.0	0.0	0.0
Homicides (E960-E969)	0	0	0	0.0	0.0	0.0
				0.0	0.0	0.0

SELECTED VITAL STATISTICS BY RACE, BY COUNTY, 1988

ITEM	RABUN					
	NUMBER			RATE		
	Total	White	Black	Total	White	Black
TOTAL DEATHS	117	115	1	10.2	10.1	8.2
Lifestages						
INFANCY (<1)	1	1	0	8.8	9.3	0.0
NEONATAL	1	1	0	8.8	9.3	0.0
POST-NEONATAL	0	0	0	0.0	0.0	0.0
EARLY CHILDHOOD (1-4)	0	0	0	0.0	0.0	0.0
LATER CHILDHOOD (5-14)	0	0	0	0.0	0.0	0.0
ADOLESCENCE (15-19)	0	0	0	0.0	0.0	0.0
EARLY ADULTHOOD (20-29)	3	3	0	188.1	189.8	0.0
YOUNG ADULTHOOD (30-44)	3	3	0	139.4	141.4	0.0
MIDDLE ADULTHOOD (45-59)	17	17	0	932.0	937.2	0.0
LATER ADULTHOOD (60-74)	40	39	1	2118.6	2085.6	5555.6
OLDER ADULTHOOD (>74)	53	52	0	6717.4	6649.6	0.0
Cause of Death						
Infectious and Parasitic Diseases (001-139)	1	1	0	8.7	8.8	0.0
Neoplasms (140-239)	24	23	1	208.5	202.0	819.7
Malignant Neoplasms (140-208)	22	21	1	191.2	184.4	819.7
Stomach (151)	1	1	0	8.7	8.8	0.0
Colon (153)	1	1	0	8.7	8.8	0.0
Pancreas (157)	1	1	0	8.7	8.8	0.0
Trachea, Bronchus and Lung (162)	5	5	0	43.4	43.9	0.0
Breast (174-175)	1	1	0	8.7	8.8	0.0
Ovary (183)	1	1	0	8.7	8.8	0.0
Prostate (185)	3	3	0	26.1	26.3	0.0
Leukemia (204-208)	0	0	0	0.0	0.0	0.0
All Other Malignant Sites	9	8	1	78.2	70.3	819.7
Endocrine, Nutritional and Metabolic Diseases (240-279)	3	2	0	26.1	17.6	0.0
Diabetes Mellitus (250)	3	2	0	26.1	17.6	0.0
Diseases of Blood and Blood-Forming Organs (280-289)	0	0	0	0.0	0.0	0.0
Mental Disorders (290-319)	1	1	0	8.7	8.8	0.0
Diseases of the Nervous System and Sense Organs (320-389)	1	1	0	8.7	8.8	0.0
Diseases of the Circulatory System (390-459)	53	53	0	460.5	465.4	0.0
Hypertensive Diseases (401-405)	0	0	0	0.0	0.0	0.0
Ischaemic Heart Disease (410-414)	35	35	0	304.1	307.4	0.0
Acute Myocardial Infarction (410)	21	21	0	182.5	184.4	0.0
Other Forms of Heart Disease (420-429)	11	11	0	95.6	96.6	0.0
Cerebrovascular Disease (430-438)	4	4	0	34.8	35.1	0.0
Diseases of The Arteries And Capillaries (440-448)	3	3	0	26.1	26.3	0.0

SELECTED VITAL STATISTICS BY RACE, BY COUNTY, 1988

ITEM	RABUN					
	NUMBER			RATE		
	Total	White	Black	Total	White	Black
Cause of Death (Continued)						
Diseases of The Respiratory System (460-519)	10	10	0	86.9	87.8	0.0
Influenza and Pneumonia (480-487)	4	4	0	34.8	35.1	0.0
Chronic Obstructive Pulmonary Disease (490-496)	4	4	0	34.8	35.1	0.0
Diseases of The Digestive System (520-579)	6	6	0	52.1	52.7	0.0
Chronic Liver Disease And Cirrhosis (571)	2	2	0	17.4	17.6	0.0
Disease of The Genitourinary System (580-629)	2	2	0	17.4	17.6	0.0
Complications Of Pregnancy, Childbirth, And The Puerperium (630-676)	0	0	0	0.0	0.0	0.0
Diseases Of The Skin (680-709)	1	1	0	8.7	8.8	0.0
Diseases Of The Musculoskeletal System (710-739)	1	1	0	8.7	8.8	0.0
Congenital Anomalies (740-759)	0	0	0	0.0	0.0	0.0
Certain Conditions Originating In The Perinatal Period (760-779)	1	1	0	8.7	8.8	0.0
Disorders Relating To Short Gestation (765)	0	0	0	0.0	0.0	0.0
Symptoms, Signs, and Ill Defined Conditions (780-799)	0	0	0	0.0	0.0	0.0
SIDS (798)	0	0	0	0.0	0.0	0.0
Injury And Poisoning (E800-E999)	13	13	0	113.0	114.2	0.0
Motor Vehicle Accidents (E810-E825)	5	5	0	43.4	43.9	0.0
All Other Accidents (E800-E807, E826-E949)	4	4	0	34.8	35.1	0.0
Suicides (E950-E959)	3	3	0	26.1	26.3	0.0
Homicides (E960-E969)	1	1	0	8.7	8.8	0.0

SELECTED VITAL STATISTICS BY RACE, BY COUNTY, 1988

ITEM	RANDOLPH					
	NUMBER			RATE		
	Total	White	Black	Total	White	Black
TOTAL DEATHS	123	52	71	12.8	12.4	13.1
Lifestages						
INFANCY (<1)	1	0	1	8.1	0.0	10.4
NEONATAL	1	0	1	8.1	0.0	10.4
POST-NEONATAL	0	0	0	0.0	0.0	0.0
EARLY CHILDHOOD (1-4)	1	0	1	143.9	0.0	221.7
LATER CHILDHOOD (5-14)	0	0	0	0.0	0.0	0.0
ADOLESCENCE (15-19)	1	1	0	91.2	240.4	0.0
EARLY ADULTHOOD (20-29)	3	1	2	212.0	170.4	241.5
YOUNG ADULTHOOD (30-44)	7	2	5	502.2	270.6	763.4
MIDDLE ADULTHOOD (45-59)	10	3	7	765.7	476.2	1035.5
LATER ADULTHOOD (60-74)	40	16	24	2791.3	2247.2	3328.7
OLDER ADULTHOOD (>74)	60	29	31	10152.3	9634.5	10689.6
Cause of Death						
Infectious and Parasitic Diseases (001-139)	4	2	2	41.5	47.5	36.8
Neoplasms (140-239)	22	10	12	228.3	237.7	221.0
Malignant Neoplasms (140-208)	22	10	12	228.3	237.7	221.0
Stomach (151)	0	0	0	0.0	0.0	0.0
Colon (153)	3	1	2	31.1	23.8	36.8
Pancreas (157)	0	0	0	0.0	0.0	0.0
Trachea, Bronchus and Lung (162)	3	2	1	31.1	47.5	18.4
Breast (174-175)	0	0	0	0.0	0.0	0.0
Ovary (183)	0	0	0	0.0	0.0	0.0
Prostate (185)	1	1	0	10.4	23.8	0.0
Leukemia (204-208)	1	0	1	10.4	0.0	18.4
All Other Malignant Sites	14	6	8	145.3	142.6	147.3
Endocrine, Nutritional and Metabolic Diseases (240-279)	5	0	5	51.9	0.0	92.1
Diabetes Mellitus (250)	2	0	2	20.8	0.0	36.8
Diseases of Blood and Blood-Forming Organs (280-289)	0	0	0	0.0	0.0	0.0
Mental Disorders (290-319)	3	1	2	31.1	23.8	36.8
Diseases of the Nervous System and Sense Organs (320-389)	2	0	2	20.8	0.0	36.8
Diseases of the Circulatory System (390-459)	58	23	35	601.8	546.7	644.4
Hypertensive Diseases (401-405)	3	1	2	31.1	23.8	36.8
Ischaemic Heart Disease (410-414)	24	12	12	249.0	285.2	221.0
Acute Myocardial Infarction (410)	24	12	12	249.0	285.2	221.0
Other Forms of Heart Disease (420-429)	8	2	6	83.0	47.5	110.5
Cerebrovascular Disease (430-438)	16	6	10	166.0	142.6	184.1
Diseases of The Arteries And Capillaries (440-448)	5	2	3	51.9	47.5	55.2

SELECTED VITAL STATISTICS BY RACE, BY COUNTY, 1988

ITEM	RANDOLPH					
	NUMBER			RATE		
	Total	White	Black	Total	White	Black
Cause of Death (Continued)						
Diseases of The Respiratory System (460-519)	6	4	2	62.3	95.1	36.8
Influenza and Pneumonia (480-487)	2	2	0	20.8	47.5	0.0
Chronic Obstructive Pulmonary Disease (490-496)	3	2	1	31.1	47.5	18.4
Diseases of The Digestive System (520-579)	5	1	4	51.9	23.8	73.7
Chronic Liver Disease And Cirrhosis (571)	0	0	0	0.0	0.0	0.0
Disease of The Genitourinary System (580-629)	9	7	2	93.4	166.4	36.8
Complications Of Pregnancy, Childbirth, And The Puerperium (630-676)	0	0	0	0.0	0.0	0.0
Diseases Of The Skin (680-709)	0	0	0	0.0	0.0	0.0
Diseases Of The Musculoskeletal System (710-739)	1	1	0	10.4	23.8	0.0
Congenital Anomalies (740-759)	1	0	1	10.4	0.0	18.4
Certain Conditions Originating In The Perinatal Period (760-779)	0	0	0	0.0	0.0	0.0
Disorders Relating To Short Gestation (765)	0	0	0	0.0	0.0	0.0
Symptoms, Signs, and Ill Defined Conditions (780-799)	1	0	1	10.4	0.0	18.4
SIDS (798)	0	0	0	0.0	0.0	0.0
Injury And Poisoning (E800-E999)	6	3	3	62.3	71.3	55.2
Motor Vehicle Accidents (E810-E825)	2	1	1	20.8	23.8	18.4
All Other Accidents (E800-E807, E826-E949)	3	1	2	31.1	23.8	36.8
Suicides (E950-E959)	1	1	0	10.4	23.8	0.0
Homicides (E960-E969)	0	0	0	0.0	0.0	0.0

SELECTED VITAL STATISTICS BY RACE, BY COUNTY, 1988

ITEM	RICHMOND					
	NUMBER			RATE		
	Total	White	Black	Total	White	Black
TOTAL DEATHS	1776	1057	709	8.9	8.8	8.9
Lifestages						
INFANCY (<1)	51	18	32	14.2	10.6	17.7
NEONATAL	36	11	24	10.1	6.5	13.3
POST-NEONATAL	15	7	8	4.2	4.1	4.4
EARLY CHILDHOOD (1-4)	8	1	7	68.5	15.8	128.8
LATER CHILDHOOD (5-14)	13	4	9	43.1	24.9	64.1
ADOLESCENCE (15-19)	17	11	6	75.9	88.4	60.3
EARLY ADULTHOOD (20-29)	69	36	33	162.7	145.1	187.6
YOUNG ADULTHOOD (30-44)	129	54	75	365.4	247.0	558.0
MIDDLE ADULTHOOD (45-59)	257	142	111	939.0	747.5	1325.7
LATER ADULTHOOD (60-74)	566	349	212	2916.0	2717.4	3228.3
OLDER ADULTHOOD (>74)	666	442	224	9692.9	9408.2	10308.3
Cause of Death						
Infectious and Parasitic Diseases (001-139)	63	29	34	31.6	24.2	42.8
Neoplasms (140-239)	376	231	142	188.8	192.9	178.9
Malignant Neoplasms (140-208)	366	224	139	183.8	187.0	175.1
Stomach (151)	13	6	7	6.5	5.0	8.8
Colon (153)	29	16	11	14.6	13.4	13.9
Pancreas (157)	22	15	7	11.0	12.5	8.8
Trachea, Bronchus and Lung (162)	109	73	36	54.7	60.9	45.4
Breast (174-175)	21	7	14	10.5	5.8	17.6
Ovary (183)	10	10	0	5.0	8.3	0.0
Prostate (185)	27	8	19	13.6	6.7	23.9
Leukemia (204-208)	14	11	3	7.0	9.2	3.8
All Other Malignant Sites	121	78	42	60.8	65.1	52.9
Endocrine, Nutritional and Metabolic Diseases (240-279)	59	28	31	29.6	23.4	39.1
Diabetes Mellitus (250)	28	11	17	14.1	9.2	21.4
Diseases of Blood and Blood-Forming Organs (280-289)	5	3	2	2.5	2.5	2.5
Mental Disorders (290-319)	35	28	7	17.6	23.4	8.8
Diseases of the Nervous System and Sense Organs (320-389)	31	19	12	15.6	15.9	15.1
Diseases of the Circulatory System (390-459)	706	438	264	354.5	365.7	332.6
Hypertensive Diseases (401-405)	38	18	20	19.1	15.0	25.2
Ischaemic Heart Disease (410-414)	345	240	104	173.2	200.4	131.0
Acute Myocardial Infarction (410)	186	130	56	93.4	108.5	70.6
Other Forms of Heart Disease (420-429)	169	89	79	84.9	74.3	99.5
Cerebrovascular Disease (430-438)	122	69	51	61.3	57.6	64.3
Diseases of The Arteries And Capillaries (440-448)	15	11	4	7.5	9.2	5.0

SELECTED VITAL STATISTICS BY RACE, BY COUNTY, 1988

ITEM	RICHMOND					
	NUMBER			RATE		
	Total	White	Black	Total	White	Black
Cause of Death (Continued)						
Diseases of The Respiratory System (460-519)	145	92	51	72.8	76.8	64.3
Influenza and Pneumonia (480-487)	60	43	16	30.1	35.9	20.2
Chronic Obstructive Pulmonary Disease (490-496)	48	32	15	24.1	26.7	18.9
Diseases of The Digestive System (520-579)	62	44	18	31.1	36.7	22.7
Chronic Liver Disease And Cirrhosis (571)	12	9	3	6.0	7.5	3.8
Disease of The Genitourinary System (580-629)	48	21	27	24.1	17.5	34.0
Complications Of Pregnancy, Childbirth, And The Puerperium (630-676)	0	0	0	0.0	0.0	0.0
Diseases Of The Skin (680-709)	7	4	3	3.5	3.3	3.8
Diseases Of The Musculoskeletal System (710-739)	6	1	5	3.0	0.8	6.3
Congenital Anomalies (740-759)	12	7	4	6.0	5.8	5.0
Certain Conditions Originating In The Perinatal Period (760-779)	30	9	21	15.1	7.5	26.5
Disorders Relating To Short Gestation (765)	4	2	2	2.0	1.7	2.5
Symptoms, Signs, and Ill Defined Conditions (780-799)	18	9	9	9.0	7.5	11.3
SIDS (798)	6	3	3	3.0	2.5	3.8
Injury And Poisoning (E800-E999)	173	94	79	86.9	78.5	99.5
Motor Vehicle Accidents (E810-E825)	57	39	18	28.6	32.6	22.7
All Other Accidents (E800-E807, E826-E949)	53	22	31	26.6	18.4	39.1
Suicides (E950-E959)	27	22	5	13.6	18.4	6.3
Homicides (E960-E969)	34	9	25	17.1	7.5	31.5

SELECTED VITAL STATISTICS BY RACE, BY COUNTY, 1988

ITEM	ROCKDALE					
	NUMBER			RATE		
	Total	White	Black	Total	White	Black
TOTAL DEATHS	315	281	33	7.1	7.1	7.8
Lifestages						
INFANCY (<1)	7	7	0	8.7	10.1	0.0
NEONATAL	6	6	0	7.5	8.7	0.0
POST-NEONATAL	1	1	0	1.2	1.4	0.0
EARLY CHILDHOOD (1-4)	2	2	0	76.8	86.8	0.0
LATER CHILDHOOD (5-14)	3	1	2	35.7	13.3	230.4
ADOLESCENCE (15-19)	4	4	0	97.6	112.3	0.0
EARLY ADULTHOOD (20-29)	5	5	0	78.4	87.9	0.0
YOUNG ADULTHOOD (30-44)	18	14	4	170.4	142.8	525.6
MIDDLE ADULTHOOD (45-59)	41	34	6	649.0	586.7	1149.4
LATER ADULTHOOD (60-74)	108	98	10	2868.5	2853.0	3030.3
OLDER ADULTHOOD (>74)	127	116	11	11120.8	11339.2	9243.7
Cause of Death						
Infectious and Parasitic Diseases (001-139)	9	6	3	20.4	15.1	70.9
Neoplasms (140-239)	73	68	5	165.7	170.7	118.1
Malignant Neoplasms (140-208)	71	66	5	161.1	165.7	118.1
Stomach (151)	1	1	0	2.3	2.5	0.0
Colon (153)	5	4	1	11.3	10.0	23.6
Pancreas (157)	0	0	0	0.0	0.0	0.0
Trachea, Bronchus and Lung (162)	24	24	0	54.5	60.2	0.0
Breast (174-175)	6	6	0	13.6	15.1	0.0
Ovary (183)	2	2	0	4.5	5.0	0.0
Prostate (185)	4	4	0	9.1	10.0	0.0
Leukemia (204-208)	2	2	0	4.5	5.0	0.0
All Other Malignant Sites	27	23	4	61.3	57.7	94.5
Endocrine, Nutritional and Metabolic Diseases (240-279)	9	8	1	20.4	20.1	23.6
Diabetes Mellitus (250)	5	4	1	11.3	10.0	23.6
Diseases of Blood and Blood-Forming Organs (280-289)	1	1	0	2.3	2.5	0.0
Mental Disorders (290-319)	5	2	3	11.3	5.0	70.9
Diseases of the Nervous System and Sense Organs (320-389)	8	8	0	18.2	20.1	0.0
Diseases of the Circulatory System (390-459)	112	103	9	254.2	258.6	212.7
Hypertensive Diseases (401-405)	5	5	0	11.3	12.6	0.0
Ischaemic Heart Disease (410-414)	59	52	7	133.9	130.5	165.4
Acute Myocardial Infarction (410)	34	30	4	77.2	75.3	94.5
Other Forms of Heart Disease (420-429)	22	22	0	49.9	55.2	0.0
Cerebrovascular Disease (430-438)	21	19	2	47.7	47.7	47.3
Diseases of The Arteries And Capillaries (440-448)	3	3	0	6.8	7.5	0.0

SELECTED VITAL STATISTICS BY RACE, BY COUNTY, 1988

ITEM	ROCKDALE					
	NUMBER			RATE		
	Total	White	Black	Total	White	Black
Cause of Death (Continued)						
Diseases of The Respiratory System (460-519)	36	30	6	81.7	75.3	141.8
Influenza and Pneumonia (480-487)	11	9	2	25.0	22.6	47.3
Chronic Obstructive Pulmonary Disease (490-496)	14	12	2	31.8	30.1	47.3
Diseases of The Digestive System (520-579)	18	16	2	40.8	40.2	47.3
Chronic Liver Disease And Cirrhosis (571)	5	5	0	11.3	12.6	0.0
Disease of The Genitourinary System (580-629)	4	4	0	9.1	10.0	0.0
Complications Of Pregnancy, Childbirth, And The Puerperium (630-676)	0	0	0	0.0	0.0	0.0
Diseases Of The Skin (680-709)	0	0	0	0.0	0.0	0.0
Diseases Of The Musculoskeletal System (710-739)	1	1	0	2.3	2.5	0.0
Congenital Anomalies (740-759)	3	2	1	6.8	5.0	23.6
Certain Conditions Originating In The Perinatal Period (760-779)	5	5	0	11.3	12.6	0.0
Disorders Relating To Short Gestation (765)	1	1	0	2.3	2.5	0.0
Symptoms, Signs, and Ill Defined Conditions (780-799)	1	0	1	2.3	0.0	23.6
SIDS (798)	0	0	0	0.0	0.0	0.0
Injury And Poisoning (E800-E999)	30	27	2	68.1	67.8	47.3
Motor Vehicle Accidents (E810-E825)	11	10	1	25.0	25.1	23.6
All Other Accidents (E800-E807, E826-E949)	8	6	1	18.2	15.1	23.6
Suicides (E950-E959)	7	7	0	15.9	17.6	0.0
Homicides (E960-E969)	3	3	0	6.8	7.5	0.0

SELECTED VITAL STATISTICS BY RACE, BY COUNTY, 1988

ITEM	SCHLEY					
	NUMBER			RATE		
	Total	White	Black	Total	White	Black
TOTAL DEATHS	35	17	18	9.5	7.4	13.1
Lifestages						
INFANCY (<1)	0	0	0	0.0	0.0	0.0
NEONATAL	0	0	0	0.0	0.0	0.0
POST-NEONATAL	0	0	0	0.0	0.0	0.0
EARLY CHILDHOOD (1-4)	1	0	1	418.4	0.0	1041.7
LATER CHILDHOOD (5-14)	0	0	0	0.0	0.0	0.0
ADOLESCENCE (15-19)	1	1	0	276.2	487.8	0.0
EARLY ADULTHOOD (20-29)	0	0	0	0.0	0.0	0.0
YOUNG ADULTHOOD (30-44)	4	1	3	563.4	203.3	1376.1
MIDDLE ADULTHOOD (45-59)	4	1	3	980.4	380.2	2069.0
LATER ADULTHOOD (60-74)	8	4	4	1646.1	1369.9	2061.9
OLDER ADULTHOOD (>74)	17	10	7	11111.1	10000.0	13207.5
Cause of Death						
Infectious and Parasitic Diseases (001-139)	1	1	0	27.3	43.6	0.0
Neoplasms (140-239)	10	6	4	272.6	261.8	290.7
Malignant Neoplasms (140-208)	10	6	4	272.6	261.8	290.7
Stomach (151)	0	0	0	0.0	0.0	0.0
Colon (153)	1	1	0	27.3	43.6	0.0
Pancreas (157)	0	0	0	0.0	0.0	0.0
Trachea, Bronchus and Lung (162)	3	2	1	81.8	87.3	72.7
Breast (174-175)	1	1	0	27.3	43.6	0.0
Ovary (183)	0	0	0	0.0	0.0	0.0
Prostate (185)	0	0	0	0.0	0.0	0.0
Leukemia (204-208)	0	0	0	0.0	0.0	0.0
All Other Malignant Sites	5	2	3	136.3	87.3	218.0
Endocrine, Nutritional and Metabolic Diseases (240-279)	2	0	2	54.5	0.0	145.3
Diabetes Mellitus (250)	1	0	1	27.3	0.0	72.7
Diseases of Blood and Blood-Forming Organs (280-289)	0	0	0	0.0	0.0	0.0
Mental Disorders (290-319)	0	0	0	0.0	0.0	0.0
Diseases of the Nervous System and Sense Organs (320-389)	0	0	0	0.0	0.0	0.0
Diseases of the Circulatory System (390-459)	11	5	6	299.9	218.2	436.0
Hypertensive Diseases (401-405)	0	0	0	0.0	0.0	0.0
Ischaemic Heart Disease (410-414)	6	2	4	163.6	87.3	290.7
Acute Myocardial Infarction (410)	4	2	2	109.1	87.3	145.3
Other Forms of Heart Disease (420-429)	1	0	1	27.3	0.0	72.7
Cerebrovascular Disease (430-438)	2	1	1	54.5	43.6	72.7
Diseases of The Arteries And Capillaries (440-448)	2	2	0	54.5	87.3	0.0

SELECTED VITAL STATISTICS BY RACE, BY COUNTY, 1988

ITEM	SCHLEY					
	NUMBER			RATE		
	Total	White	Black	Total	White	Black
Cause of Death (Continued)						
Diseases of The Respiratory System (460-519)	4	2	2	109.1	87.3	145.3
Influenza and Pneumonia (480-487)	4	2	2	109.1	87.3	145.3
Chronic Obstructive Pulmonary Disease (490-496)	0	0	0	0.0	0.0	0.0
Diseases of The Digestive System (520-579)	1	1	0	27.3	43.6	0.0
Chronic Liver Disease And Cirrhosis (571)	0	0	0	0.0	0.0	0.0
Disease of The Genitourinary System (580-629)	0	0	0	0.0	0.0	0.0
Complications Of Pregnancy, Childbirth, And The Puerperium (630-676)	0	0	0	0.0	0.0	0.0
Diseases Of The Skin (680-709)	0	0	0	0.0	0.0	0.0
Diseases Of The Musculoskeletal System (710-739)	0	0	0	0.0	0.0	0.0
Congenital Anomalies (740-759)	0	0	0	0.0	0.0	0.0
Certain Conditions Originating In The Perinatal Period (760-779)	0	0	0	0.0	0.0	0.0
Disorders Relating To Short Gestation (765)	0	0	0	0.0	0.0	0.0
Symptoms, Signs, and Ill Defined Conditions (780-799)	2	0	2	54.5	0.0	145.3
SIDS (798)	0	0	0	0.0	0.0	0.0
Injury And Poisoning (E800-E999)	4	2	2	109.1	87.3	145.3
Motor Vehicle Accidents (E810-E825)	2	2	0	54.5	87.3	0.0
All Other Accidents (E800-E807, E826-E949)	2	0	2	54.5	0.0	145.3
Suicides (E950-E959)	0	0	0	0.0	0.0	0.0
Homicides (E960-E969)	0	0	0	0.0	0.0	0.0

SELECTED VITAL STATISTICS BY RACE, BY COUNTY, 1988

ITEM	SCREVEN					
	NUMBER			RATE		
	Total	White	Black	Total	White	Black
TOTAL DEATHS	144	85	59	9.6	10.4	8.6
Lifestages						
INFANCY (<1)	3	2	1	11.0	17.2	6.4
NEONATAL	2	2	0	7.3	17.2	0.0
POST-NEONATAL	1	0	1	3.7	0.0	6.4
EARLY CHILDHOOD (1-4)	0	0	0	0.0	0.0	0.0
LATER CHILDHOOD (5-14)	1	0	1	40.5	0.0	76.7
ADOLESCENCE (15-19)	3	1	2	211.6	155.8	257.7
EARLY ADULTHOOD (20-29)	3	3	0	120.0	238.9	0.0
YOUNG ADULTHOOD (30-44)	10	5	5	419.3	349.4	524.1
MIDDLE ADULTHOOD (45-59)	10	6	4	456.2	418.1	528.4
LATER ADULTHOOD (60-74)	52	29	23	2655.8	2281.7	3347.9
OLDER ADULTHOOD (>74)	62	39	23	7701.9	8924.5	6250.0
Cause of Death						
Infectious and Parasitic Diseases (001-139)	1	0	1	6.7	0.0	14.6
Neoplasms (140-239)	35	20	15	233.1	244.9	219.0
Malignant Neoplasms (140-208)	34	19	15	226.4	232.6	219.0
Stomach (151)	0	0	0	0.0	0.0	0.0
Colon (153)	1	0	1	6.7	0.0	14.6
Pancreas (157)	3	1	2	20.0	12.2	29.2
Trachea, Bronchus and Lung (162)	13	8	5	86.6	97.9	73.0
Breast (174-175)	2	1	1	13.3	12.2	14.6
Ovary (183)	1	1	0	6.7	12.2	0.0
Prostate (185)	3	1	2	20.0	12.2	29.2
Leukemia (204-208)	0	0	0	0.0	0.0	0.0
All Other Malignant Sites	11	7	4	73.3	85.7	58.4
Endocrine, Nutritional and Metabolic Diseases (240-279)	3	2	1	20.0	24.5	14.6
Diabetes Mellitus (250)	2	1	1	13.3	12.2	14.6
Diseases of Blood and Blood-Forming Organs (280-289)	1	0	1	6.7	0.0	14.6
Mental Disorders (290-319)	1	0	1	6.7	0.0	14.6
Diseases of the Nervous System and Sense Organs (320-389)	1	1	0	6.7	12.2	0.0
Diseases of the Circulatory System (390-459)	65	38	27	432.9	465.2	394.3
Hypertensive Diseases (401-405)	2	1	1	13.3	12.2	14.6
Ischaemic Heart Disease (410-414)	30	19	11	199.8	232.6	160.6
Acute Myocardial Infarction (410)	15	12	3	99.9	146.9	43.8
Other Forms of Heart Disease (420-429)	17	11	6	113.2	134.7	87.6
Cerebrovascular Disease (430-438)	10	2	8	66.6	24.5	116.8
Diseases of The Arteries And Capillaries (440-448)	4	4	0	26.6	49.0	0.0

SELECTED VITAL STATISTICS BY RACE, BY COUNTY, 1988

ITEM	SCREEN					
	NUMBER			RATE		
	Total	White	Black	Total	White	Black
Cause of Death (Continued)						
Diseases of The Respiratory System (460-519)	8	7	1	53.3	85.7	14.6
Influenza and Pneumonia (480-487)	2	1	1	13.3	12.2	14.6
Chronic Obstructive Pulmonary Disease (490-496)	3	3	0	20.0	36.7	0.0
Diseases of The Digestive System (520-579)	3	2	1	20.0	24.5	14.6
Chronic Liver Disease And Cirrhosis (571)	2	2	0	13.3	24.5	0.0
Disease of The Genitourinary System (580-629)	6	4	2	40.0	49.0	29.2
Complications Of Pregnancy, Childbirth, And The Puerperium (630-676)	0	0	0	0.0	0.0	0.0
Diseases Of The Skin (680-709)	1	1	0	6.7	12.2	0.0
Diseases Of The Musculoskeletal System (710-739)	0	0	0	0.0	0.0	0.0
Congenital Anomalies (740-759)	1	0	1	6.7	0.0	14.6
Certain Conditions Originating In The Perinatal Period (760-779)	3	2	1	20.0	24.5	14.6
Disorders Relating To Short Gestation (765)	0	0	0	0.0	0.0	0.0
Symptoms, Signs, and Ill Defined Conditions (780-799)	0	0	0	0.0	0.0	0.0
SIDS (798)	0	0	0	0.0	0.0	0.0
Injury And Poisoning (E800-E999)	15	8	7	99.9	97.9	102.2
Motor Vehicle Accidents (E810-E825)	8	4	4	53.3	49.0	58.4
All Other Accidents (E800-E807, E826-E949)	4	2	2	26.6	24.5	29.2
Suicides (E950-E959)	2	1	1	13.3	12.2	14.6
Homicides (E960-E969)	1	1	0	6.7	12.2	0.0

SELECTED VITAL STATISTICS BY RACE, BY COUNTY, 1988

ITEM	SEMINOLE					
	NUMBER			RATE		
	Total	White	Black	Total	White	Black
TOTAL DEATHS	96	68	28	10.5	11.2	9.1
Lifestages						
INFANCY (<1)	2	0	2	15.3	0.0	24.1
NEONATAL	2	0	2	15.3	0.0	24.1
POST-NEONATAL	0	0	0	0.0	0.0	0.0
EARLY CHILDHOOD (1-4)	2	1	1	344.8	289.0	427.4
LATER CHILDHOOD (5-14)	0	0	0	0.0	0.0	0.0
ADOLESCENCE (15-19)	2	2	0	232.8	387.6	0.0
EARLY ADULTHOOD (20-29)	3	2	1	226.9	237.0	209.2
YOUNG ADULTHOOD (30-44)	3	1	2	207.5	93.1	537.6
MIDDLE ADULTHOOD (45-59)	12	7	5	852.3	684.9	1295.3
LATER ADULTHOOD (60-74)	29	20	9	2185.4	2000.0	2752.3
OLDER ADULTHOOD (>74)	43	35	8	9534.4	10903.4	6153.8
Cause of Death						
Infectious and Parasitic Diseases (001-139)	1	0	1	10.9	0.0	32.5
Neoplasms (140-239)	24	20	4	261.9	328.8	129.8
Malignant Neoplasms (140-208)	24	20	4	261.9	328.8	129.8
Stomach (151)	1	0	1	10.9	0.0	32.5
Colon (153)	2	2	0	21.8	32.9	0.0
Pancreas (157)	3	2	1	32.7	32.9	32.5
Trachea, Bronchus and Lung (162)	9	9	0	98.2	148.0	0.0
Breast (174-175)	0	0	0	0.0	0.0	0.0
Ovary (183)	0	0	0	0.0	0.0	0.0
Prostate (185)	1	1	0	10.9	16.4	0.0
Leukemia (204-208)	1	0	1	10.9	0.0	32.5
All Other Malignant Sites	7	6	1	76.4	98.6	32.5
Endocrine, Nutritional and Metabolic Diseases (240-279)	2	0	2	21.8	0.0	64.9
Diabetes Mellitus (250)	2	0	2	21.8	0.0	64.9
Diseases of Blood and Blood-Forming Organs (280-289)	0	0	0	0.0	0.0	0.0
Mental Disorders (290-319)	0	0	0	0.0	0.0	0.0
Diseases of the Nervous System and Sense Organs (320-389)	2	1	1	21.8	16.4	32.5
Diseases of the Circulatory System (390-459)	42	30	12	458.3	493.2	389.5
Hypertensive Diseases (401-405)	0	0	0	0.0	0.0	0.0
Ischaemic Heart Disease (406-414)	23	15	8	251.0	246.6	259.7
Acute Myocardial Infarction (410)	19	12	7	207.3	197.3	227.2
Other Forms of Heart Disease (420-429)	10	9	1	109.1	148.0	32.5
Cerebrovascular Disease (430-438)	6	3	3	65.5	49.3	97.4
Diseases of The Arteries And Capillaries (440-448)	1	1	0	10.9	16.4	0.0

SELECTED VITAL STATISTICS BY RACE, BY COUNTY, 1988

ITEM	SEMINOLE					
	NUMBER			RATE		
	Total	White	Black	Total	White	Black
Cause of Death (Continued)						
Diseases of The Respiratory System (460-519)	6	5	1	65.5	82.2	32.5
Influenza and Pneumonia (480-487)	2	2	0	21.8	32.9	0.0
Chronic Obstructive Pulmonary Disease (490-496)	4	3	1	43.6	49.3	32.5
Diseases of The Digestive System (520-579)	1	0	1	10.9	0.0	32.5
Chronic Liver Disease And Cirrhosis (571)	1	0	1	10.9	0.0	32.5
Disease of The Genitourinary System (580-629)	0	0	0	0.0	0.0	0.0
Complications Of Pregnancy, Childbirth, And The Puerperium (630-676)	0	0	0	0.0	0.0	0.0
Diseases Of The Skin (680-709)	0	0	0	0.0	0.0	0.0
Diseases Of The Musculoskeletal System (710-739)	0	0	0	0.0	0.0	0.0
Congenital Anomalies (740-759)	1	0	1	10.9	0.0	32.5
Certain Conditions Originating In The Perinatal Period (760-779)	1	0	1	10.9	0.0	32.5
Disorders Relating To Short Gestation (765)	1	0	1	10.9	0.0	32.5
Symptoms, Signs, and Ill Defined Conditions (780-799)	2	2	0	21.8	32.9	0.0
SIDS (798)	0	0	0	0.0	0.0	0.0
Injury And Poisoning (E800-E999)	14	10	4	152.8	164.4	129.8
Motor Vehicle Accidents (E810-E825)	3	3	0	32.7	49.3	0.0
All Other Accidents (E800-E807, E826-E949)	8	4	4	87.3	65.8	129.8
Suicides (E950-E959)	3	3	0	32.7	49.3	0.0
Homicides (E960-E969)	0	0	0	0.0	0.0	0.0

SELECTED VITAL STATISTICS BY RACE, BY COUNTY, 1988

ITEM	SPALDING					
	NUMBER			RATE		
	Total	White	Black	Total	White	Black
TOTAL DEATHS	477	336	141	8.8	8.6	9.5
Lifestages						
INFANCY (<1)	8	3	5	9.1	5.5	15.2
NEONATAL	7	3	4	8.0	5.5	12.2
POST-NEONATAL	1	0	1	1.1	0.0	3.0
EARLY CHILDHOOD (1-4)	0	0	0	0.0	0.0	0.0
LATER CHILDHOOD (5-14)	2	0	2	20.8	0.0	62.7
ADOLESCENCE (15-19)	3	1	2	61.0	30.1	124.9
EARLY ADULTHOOD (20-29)	12	4	8	142.0	70.3	289.9
YOUNG ADULTHOOD (30-44)	25	11	14	238.6	137.1	570.0
MIDDLE ADULTHOOD (45-59)	68	41	27	842.6	644.3	1581.7
LATER ADULTHOOD (60-74)	151	114	37	2417.9	2275.9	2993.5
OLDER ADULTHOOD (>74)	208	162	46	10077.5	9818.2	11111.1
Cause of Death						
Infectious and Parasitic Diseases (001-139)	2	1	1	3.7	2.6	6.7
Neoplasms (140-239)	100	73	27	184.9	186.2	181.5
Malignant Neoplasms (140-208)	97	70	27	179.4	178.6	181.5
Stomach (151)	3	2	1	5.5	5.1	6.7
Colon (153)	13	10	3	24.0	25.5	20.2
Pancreas (157)	7	5	2	12.9	12.8	13.4
Trachea, Bronchus and Lung (162)	18	14	4	33.3	35.7	26.9
Breast (174-175)	12	9	3	22.2	23.0	20.2
Ovary (183)	1	1	0	1.8	2.6	0.0
Prostate (185)	6	1	5	11.1	2.6	33.6
Leukemia (204-208)	4	4	0	7.4	10.2	0.0
All Other Malignant Sites	33	24	9	61.0	61.2	60.5
Endocrine, Nutritional and Metabolic Diseases (240-279)	18	9	9	33.3	23.0	60.5
Diabetes Mellitus (250)	13	6	7	24.0	15.3	47.1
Diseases of Blood and Blood-Forming Organs (280-289)	2	2	0	3.7	5.1	0.0
Mental Disorders (290-319)	8	6	2	14.8	15.3	13.4
Diseases of the Nervous System and Sense Organs (320-389)	6	6	0	11.1	15.3	0.0
Diseases of the Circulatory System (390-459)	203	149	54	375.4	380.1	363.0
Hypertensive Diseases (401-405)	7	4	3	12.9	10.2	20.2
Ischaemic Heart Disease (410-414)	116	91	25	214.5	232.2	168.1
Acute Myocardial Infarction (410)	49	39	10	90.6	99.5	67.2
Other Forms of Heart Disease (420-429)	37	26	11	68.4	66.3	73.9
Cerebrovascular Disease (430-438)	31	20	11	57.3	51.0	73.9
Diseases of The Arteries And Capillaries (440-448)	6	5	1	11.1	12.8	6.7

SELECTED VITAL STATISTICS BY RACE, BY COUNTY, 1988

ITEM	SPALDING					
	NUMBER			RATE		
	Total	White	Black	Total	White	Black
Cause of Death (Continued)						
Diseases of The Respiratory System (460-519)	48	36	12	88.8	91.8	80.7
Influenza and Pneumonia (480-487)	26	20	6	48.1	51.0	40.3
Chronic Obstructive Pulmonary Disease (490-496)	17	13	4	31.4	33.2	26.9
Diseases of The Digestive System (520-579)	19	17	2	35.1	43.4	13.4
Chronic Liver Disease And Cirrhosis (571)	6	5	1	11.1	12.8	6.7
Disease of The Genitourinary System (580-629)	13	6	7	24.0	15.3	47.1
Complications Of Pregnancy, Childbirth, And The Puerperium (630-676)	0	0	0	0.0	0.0	0.0
Diseases Of The Skin (680-709)	2	2	0	3.7	5.1	0.0
Diseases Of The Musculoskeletal System (710-739)	4	2	2	7.4	5.1	13.4
Congenital Anomalies (740-759)	1	1	0	1.8	2.6	0.0
Certain Conditions Originating In The Perinatal Period (760-779)	8	3	5	14.8	7.7	33.6
Disorders Relating To Short Gestation (765)	0	0	0	0.0	0.0	0.0
Symptoms, Signs, and Ill Defined Conditions (780-799)	3	2	1	5.5	5.1	6.7
SIDS (798)	0	0	0	0.0	0.0	0.0
Injury And Poisoning (E800-E999)	40	21	19	74.0	53.6	127.7
Motor Vehicle Accidents (E810-E825)	11	8	3	20.3	20.4	20.2
All Other Accidents (E800-E807, E826-E949)	11	8	3	20.3	20.4	20.2
Suicides (E950-E959)	6	4	2	11.1	10.2	13.4
Homicides (E960-E969)	12	1	11	22.2	2.6	73.9

SELECTED VITAL STATISTICS BY RACE, BY COUNTY, 1988

ITEM	STEPHENS					
	NUMBER			RATE		
	Total	White	Black	Total	White	Black
TOTAL DEATHS	236	213	22	10.1	10.4	7.5
Lifestages						
INFANCY (<1)						
NEONATAL	1	1	0	3.3	3.8	0.0
POST-NEONATAL	0	0	0	3.3	3.8	0.0
EARLY CHILDHOOD (1-4)	0	0	0	0.0	0.0	0.0
LATER CHILDHOOD (5-14)	2	2	0	55.1	65.8	0.0
ADOLESCENCE (15-19)	2	1	1	98.3	58.4	310.6
EARLY ADULTHOOD (20-29)	4	1	3	106.5	30.4	635.6
YOUNG ADULTHOOD (30-44)	8	5	3	188.5	132.6	634.2
MIDDLE ADULTHOOD (45-59)	28	25	3	807.1	802.1	852.3
LATER ADULTHOOD (60-74)	68	59	9	1981.4	1916.8	2542.4
OLDER ADULTHOOD (>74)	123	119	3	9490.7	10093.3	2564.1
Cause of Death						
Infectious and Parasitic Diseases (001-139)	2	2	0	8.5	9.7	0.0
Neoplasms (140-239)	52	45	7	221.5	218.8	240.0
Malignant Neoplasms (140-208)	51	44	7	217.2	214.0	240.0
Stomach (151)	0	0	0	0.0	0.0	0.0
Colon (153)	7	6	1	29.8	29.2	34.3
Pancreas (157)	6	6	0	25.6	29.2	0.0
Trachea, Bronchus and Lung (162)	14	12	2	59.6	58.4	68.6
Breast (174-175)	2	2	0	8.5	9.7	0.0
Ovary (183)	2	2	0	8.5	9.7	0.0
Prostate (185)	6	5	1	25.6	24.3	34.3
Leukemia (204-208)	2	1	1	8.5	4.9	34.3
All Other Malignant Sites	12	10	2	51.1	48.6	68.6
Endocrine, Nutritional and Metabolic Diseases (240-279)	6	6	0	25.6	29.2	0.0
Diabetes Mellitus (250)	6	6	0	25.6	29.2	0.0
Diseases of Blood and Blood-Forming Organs (280-289)	0	0	0	0.0	0.0	0.0
Mental Disorders (290-319)	4	2	2	17.0	9.7	68.6
Diseases of the Nervous System and Sense Organs (320-389)	3	3	0	12.8	14.6	0.0
Diseases of the Circulatory System (390-459)	116	106	9	494.0	515.5	308.5
Hypertensive Diseases (401-405)	3	2	1	12.8	9.7	34.3
Ischaemic Heart Disease (410-414)	56	50	5	238.5	243.2	171.4
Acute Myocardial Infarction (410)	37	34	2	157.6	165.3	68.6
Other Forms of Heart Disease (420-429)	24	23	1	102.2	111.9	34.3
Cerebrovascular Disease (430-438)	27	25	2	115.0	121.6	68.6
Diseases of The Arteries And Capillaries (440-448)	3	3	0	12.8	14.6	0.0

SELECTED VITAL STATISTICS BY RACE, BY COUNTY, 1988

ITEM	STEPHENS					
	NUMBER			RATE		
	Total	White	Black	Total	White	Black
Cause of Death (Continued)						
Diseases of The Respiratory System (460-519)	19	18	1	80.9	87.5	34.3
Influenza and Pneumonia (480-487)	10	10	0	42.6	48.6	0.0
Chronic Obstructive Pulmonary Disease (490-496)	5	4	1	21.3	19.5	34.3
Diseases of The Digestive System (520-579)	9	7	2	38.3	34.0	68.6
Chronic Liver Disease And Cirrhosis (571)	3	2	1	12.8	9.7	34.3
Disease of The Genitourinary System (580-629)	4	4	0	17.0	19.5	0.0
Complications Of Pregnancy, Childbirth, And The Puerperium (630-676)	0	0	0	0.0	0.0	0.0
Diseases Of The Skin (680-709)	0	0	0	0.0	0.0	0.0
Diseases Of The Musculoskeletal System (710-739)	0	0	0	0.0	0.0	0.0
Congenital Anomalies (740-759)	2	2	0	8.5	9.7	0.0
Certain Conditions Originating In The Perinatal Period (760-779)	1	1	0	4.3	4.9	0.0
Disorders Relating To Short Gestation (765)	0	0	0	0.0	0.0	0.0
Symptoms, Signs, and Ill Defined Conditions (780-799)	1	1	0	4.3	4.9	0.0
SIDS (798)	0	0	0	0.0	0.0	0.0
Injury And Poisoning (E800-E999)	17	16	1	72.4	77.8	34.3
Motor Vehicle Accidents (E810-E825)	10	10	0	42.6	48.6	0.0
All Other Accidents (E800-E807, E826-E949)	4	3	1	17.0	14.6	34.3
Suicides (E950-E959)	2	2	0	8.5	9.7	0.0
Homicides (E960-E969)	1	1	0	4.3	4.9	0.0

SELECTED VITAL STATISTICS BY RACE, BY COUNTY, 1988

ITEM	STEWART					
	NUMBER			RATE		
	Total	White	Black	Total	White	Black
TOTAL DEATHS	74	31	43	11.9	14.1	10.7
Lifestages						
INFANCY (<1)	0	0	0	0.0	0.0	0.0
NEONATAL	0	0	0	0.0	0.0	0.0
POST-NEONATAL	0	0	0	0.0	0.0	0.0
EARLY CHILDHOOD (1-4)	0	0	0	0.0	0.0	0.0
LATER CHILDHOOD (5-14)	0	0	0	0.0	0.0	0.0
ADOLESCENCE (15-19)	1	1	0	145.6	641.0	0.0
EARLY ADULTHOOD (20-29)	3	2	1	329.7	609.8	171.8
YOUNG ADULTHOOD (30-44)	4	1	3	461.9	289.0	576.9
MIDDLE ADULTHOOD (45-59)	7	2	5	779.5	498.8	1006.0
LATER ADULTHOOD (60-74)	21	8	13	2253.2	2020.2	2425.4
OLDER ADULTHOOD (>74)	38	17	21	12297.7	12408.8	12209.3
Cause of Death						
Infectious and Parasitic Diseases (001-139)	1	1	0	16.1	45.3	0.0
Neoplasms (140-239)	13	7	6	209.4	317.3	149.9
Malignant Neoplasms (140-208)	13	7	6	209.4	317.3	149.9
Stomach (151)	0	0	0	0.0	0.0	0.0
Colon (153)	1	1	0	16.1	45.3	0.0
Pancreas (157)	1	0	1	16.1	0.0	25.0
Trachea, Bronchus and Lung (162)	2	1	1	32.2	45.3	25.0
Breast (174-175)	1	1	0	16.1	45.3	0.0
Ovary (183)	0	0	0	0.0	0.0	0.0
Prostate (185)	3	0	3	48.3	0.0	75.0
Leukemia (204-208)	1	1	0	16.1	45.3	0.0
All Other Malignant Sites	4	3	1	64.4	136.0	25.0
Endocrine, Nutritional and Metabolic Diseases (240-279)	1	0	1	16.1	0.0	25.0
Diabetes Mellitus (250)	1	0	1	16.1	0.0	25.0
Diseases of Blood and Blood-Forming Organs (280-289)	0	0	0	0.0	0.0	0.0
Mental Disorders (290-319)	1	0	1	16.1	0.0	25.0
Diseases of the Nervous System and Sense Organs (320-389)	0	0	0	0.0	0.0	0.0
Diseases of the Circulatory System (390-459)	38	13	25	612.1	589.3	624.7
Hypertensive Diseases (401-405)	1	0	1	16.1	0.0	25.0
Ischaemic Heart Disease (410-414)	13	7	6	209.4	317.3	149.9
Acute Myocardial Infarction (410)	7	5	2	112.8	226.7	50.0
Other Forms of Heart Disease (420-429)	8	1	7	128.9	45.3	174.9
Cerebrovascular Disease (430-438)	13	4	9	209.4	181.3	224.9
Diseases of The Arteries And Capillaries (440-448)	3	1	2	48.3	45.3	50.0

SELECTED VITAL STATISTICS BY RACE, BY COUNTY, 1988

ITEM	STEWART					
	NUMBER			RATE		
	Total	White	Black	Total	White	Black
Cause of Death (Continued)						
Diseases of The Respiratory System (460-519)	6	3	3	96.6	136.0	75.0
Influenza and Pneumonia (480-487)	4	2	2	64.4	90.7	50.0
Chronic Obstructive Pulmonary Disease (490-496)	2	1	1	32.2	45.3	25.0
Diseases of The Digestive System (520-579)	3	2	1	48.3	90.7	25.0
Chronic Liver Disease And Cirrhosis (571)	0	0	0	0.0	0.0	0.0
Disease of The Genitourinary System (580-629)	4	2	2	64.4	90.7	50.0
Complications Of Pregnancy, Childbirth, And The Puerperium (630-676)	0	0	0	0.0	0.0	0.0
Diseases Of The Skin (680-709)	0	0	0	0.0	0.0	0.0
Diseases Of The Musculoskeletal System (710-739)	0	0	0	0.0	0.0	0.0
Congenital Anomalies (740-759)	0	0	0	0.0	0.0	0.0
Certain Conditions Originating In The Perinatal Period (760-779)	0	0	0	0.0	0.0	0.0
Disorders Relating To Short Gestation (765)	0	0	0	0.0	0.0	0.0
Symptoms, Signs, and Ill Defined Conditions (780-799)	0	0	0	0.0	0.0	0.0
SIDS (798)	0	0	0	0.0	0.0	0.0
Injury And Poisoning (E800-E999)	7	3	4	112.8	136.0	99.9
Motor Vehicle Accidents (E810-E825)	5	1	4	80.5	45.3	99.9
All Other Accidents (E800-E807, E826-E949)	1	1	0	16.1	45.3	0.0
Suicides (E950-E959)	0	0	0	0.0	0.0	0.0
Homicides (E960-E969)	0	0	0	0.0	0.0	0.0

SELECTED VITAL STATISTICS BY RACE, BY COUNTY, 1988

ITEM	SUMTER					
	NUMBER			RATE		
	Total	White	Black	Total	White	Black
TOTAL DEATHS	323	182	141	9.7	9.9	9.4
Lifestages						
INFANCY (<1)	3	0	3	5.9	0.0	11.0
NEONATAL	2	0	2	3.9	0.0	7.4
POST-NEONATAL	1	0	1	2.0	0.0	3.7
EARLY CHILDHOOD (1-4)	1	0	1	47.0	0.0	89.1
LATER CHILDHOOD (5-14)	3	0	3	49.9	0.0	91.3
ADOLESCENCE (15-19)	4	3	1	114.7	178.1	55.4
EARLY ADULTHOOD (20-29)	10	5	5	167.7	151.4	187.9
YOUNG ADULTHOOD (30-44)	15	7	8	266.9	198.4	382.4
MIDDLE ADULTHOOD (45-59)	42	15	27	983.6	562.2	1685.4
LATER ADULTHOOD (60-74)	85	44	41	2344.8	2071.6	2731.5
OLDER ADULTHOOD (>74)	160	108	52	9302.3	9566.0	8798.6
Cause of Death						
Infectious and Parasitic Diseases (001-139)	5	3	2	15.0	16.3	13.4
Neoplasms (140-239)	60	32	28	180.0	173.9	187.5
Malignant Neoplasms (140-208)	59	32	27	177.0	173.9	180.8
Stomach (151)	1	0	1	3.0	0.0	6.7
Colon (153)	3	3	0	9.0	16.3	0.0
Pancreas (157)	6	2	4	18.0	10.9	26.8
Trachea, Bronchus and Lung (162)	17	11	6	51.0	59.8	40.2
Breast (174-175)	3	2	1	9.0	10.9	6.7
Ovary (183)	1	1	0	3.0	5.4	0.0
Prostate (185)	4	2	2	12.0	10.9	13.4
Leukemia (204-208)	3	1	2	9.0	5.4	13.4
All Other Malignant Sites	21	10	11	63.0	54.3	73.7
Endocrine, Nutritional and Metabolic Diseases (240-279)	5	1	4	15.0	5.4	26.8
Diabetes Mellitus (250)	4	1	3	12.0	5.4	20.1
Diseases of Blood and Blood-Forming Organs (280-289)	6	1	5	18.0	5.4	33.5
Mental Disorders (290-319)	3	3	0	9.0	16.3	0.0
Diseases of the Nervous System and Sense Organs (320-389)	4	2	2	12.0	10.9	13.4
Diseases of the Circulatory System (390-459)	162	88	74	486.0	478.2	495.6
Hypertensive Diseases (401-405)	3	0	3	9.0	0.0	20.1
Ischaemic Heart Disease (410-414)	62	38	24	186.0	206.5	160.7
Acute Myocardial Infarction (410)	44	27	17	132.0	146.7	113.9
Other Forms of Heart Disease (420-429)	58	30	28	174.0	163.0	187.5
Cerebrovascular Disease (430-438)	26	11	15	78.0	59.8	100.5
Diseases of The Arteries And Capillaries (440-448)	6	4	2	18.0	21.7	13.4

SELECTED VITAL STATISTICS BY RACE, BY COUNTY, 1988

ITEM	SUMTER					
	NUMBER			RATE		
	Total	White	Black	Total	White	Black
Cause of Death (Continued)						
Diseases of The Respiratory System (460-519)	19	13	6	57.0	70.6	40.2
Influenza and Pneumonia (480-487)	8	6	2	24.0	32.6	13.4
Chronic Obstructive Pulmonary Disease (490-496)	8	5	3	24.0	27.2	20.1
Diseases of The Digestive System (520-579)	11	10	1	33.0	54.3	6.7
Chronic Liver Disease And Cirrhosis (571)	4	4	0	12.0	21.7	0.0
Disease of The Genitourinary System (580-629)	5	4	1	15.0	21.7	6.7
Complications Of Pregnancy, Childbirth, And The Puerperium (630-676)	0	0	0	0.0	0.0	0.0
Diseases Of The Skin (680-709)	0	0	0	0.0	0.0	0.0
Diseases Of The Musculoskeletal System (710-739)	2	1	1	6.0	5.4	6.7
Congenital Anomalies (740-759)	3	1	2	9.0	5.4	13.4
Certain Conditions Originating In The Perinatal Period (760-779)	1	0	1	3.0	0.0	6.7
Disorders Relating To Short Gestation (765)	0	0	0	0.0	0.0	0.0
Symptoms, Signs, and Ill Defined Conditions (780-799)	7	7	0	21.0	38.0	0.0
SIDS (798)	0	0	0	0.0	0.0	0.0
Injury And Poisoning (E800-E999)	30	16	14	90.0	86.9	93.8
Motor Vehicle Accidents (E810-E825)	14	8	6	42.0	43.5	40.2
All Other Accidents (E800-E807, E826-E949)	7	3	4	21.0	16.3	26.8
Suicides (E950-E959)	7	4	3	21.0	21.7	20.1
Homicides (E960-E969)	2	1	1	6.0	5.4	6.7

SELECTED VITAL STATISTICS BY RACE, BY COUNTY, 1988

ITEM	TALBOT					
	NUMBER			RATE		
	Total	White	Black	Total	White	Black
TOTAL DEATHS	80	28	52	11.9	11.7	11.9
Lifestages						
INFANCY (<1)	0	0	0	0.0	0.0	0.0
NEONATAL	0	0	0	0.0	0.0	0.0
POST-NEONATAL	0	0	0	0.0	0.0	0.0
EARLY CHILDHOOD (1-4)	0	0	0	0.0	0.0	0.0
LATER CHILDHOOD (5-14)	1	0	1	86.5	0.0	121.1
ADOLESCENCE (15-19)	0	0	0	0.0	0.0	0.0
EARLY ADULTHOOD (20-29)	0	0	0	0.0	0.0	0.0
YOUNG ADULTHOOD (30-44)	6	2	4	537.6	461.9	585.7
MIDDLE ADULTHOOD (45-59)	7	1	6	760.0	238.7	1195.2
LATER ADULTHOOD (60-74)	28	9	19	2975.6	2083.3	3732.8
OLDER ADULTHOOD (>74)	38	16	22	11620.8	10958.9	12154.7
Cause of Death						
Infectious and Parasitic Diseases (001-139)	1	0	1	14.8	0.0	23.0
Neoplasms (140-239)	18	9	9	267.1	377.2	206.8
Malignant Neoplasms (140-208)	18	9	9	267.1	377.2	206.8
Stomach (151)	0	0	0	0.0	0.0	0.0
Colon (153)	0	0	0	0.0	0.0	0.0
Pancreas (157)	0	0	0	0.0	0.0	0.0
Trachea, Bronchus and Lung (162)	6	3	3	89.0	125.7	68.9
Breast (174-175)	1	0	1	14.8	0.0	23.0
Ovary (183)	1	0	1	14.8	0.0	23.0
Prostate (185)	3	2	1	44.5	83.8	23.0
Leukemia (204-208)	0	0	0	0.0	0.0	0.0
All Other Malignant Sites	7	4	3	103.9	167.6	68.9
Endocrine, Nutritional and Metabolic Diseases (240-279)	2	2	0	29.7	83.8	0.0
Diabetes Mellitus (250)	2	2	0	29.7	83.8	0.0
Diseases of Blood and Blood-Forming Organs (280-289)	0	0	0	0.0	0.0	0.0
Mental Disorders (290-319)	0	0	0	0.0	0.0	0.0
Diseases of the Nervous System and Sense Organs (320-389)	2	0	2	29.7	0.0	45.9
Diseases of the Circulatory System (390-459)	40	12	28	593.6	502.9	643.2
Hypertensive Diseases (401-405)	0	0	0	0.0	0.0	0.0
Ischaemic Heart Disease (410-414)	13	5	8	192.9	209.6	183.8
Acute Myocardial Infarction (410)	7	3	4	103.9	125.7	91.9
Other Forms of Heart Disease (420-429)	18	4	14	267.1	167.6	321.6
Cerebrovascular Disease (430-438)	7	3	4	103.9	125.7	91.9
Diseases of The Arteries And Capillaries (440-448)	1	0	1	14.8	0.0	23.0

SELECTED VITAL STATISTICS BY RACE, BY COUNTY, 1988

ITEM	TALBOT					
	NUMBER			RATE		
	Total	White	Black	Total	White	Black
Cause of Death (Continued)						
Diseases of The Respiratory System (460-519)	6	2	4	89.0	83.8	91.9
Influenza and Pneumonia (480-487)	2	0	2	29.7	0.0	45.9
Chronic Obstructive Pulmonary Disease (490-496)	4	2	2	59.4	83.8	45.9
Diseases of The Digestive System (520-579)	5	1	4	74.2	41.9	91.9
Chronic Liver Disease And Cirrhosis (571)	3	1	2	44.5	41.9	45.9
Disease of The Genitourinary System (580-629)	1	0	1	14.8	0.0	23.0
Complications Of Pregnancy, Childbirth, And The Puerperium (630-676)	0	0	0	0.0	0.0	0.0
Diseases Of The Skin (680-709)	0	0	0	0.0	0.0	0.0
Diseases Of The Musculoskeletal System (710-739)	1	0	1	14.8	0.0	23.0
Congenital Anomalies (740-759)	0	0	0	0.0	0.0	0.0
Certain Conditions Originating In The Perinatal Period (760-779)	0	0	0	0.0	0.0	0.0
Disorders Relating To Short Gestation (765)	0	0	0	0.0	0.0	0.0
Symptoms, Signs, and Ill Defined Conditions (780-799)	1	1	0	14.8	41.9	0.0
SIDS (798)	0	0	0	0.0	0.0	0.0
Injury And Poisoning (E800-E999)	3	1	2	44.5	41.9	45.9
Motor Vehicle Accidents (E810-E825)	1	0	1	14.8	0.0	23.0
All Other Accidents (E800-E807, E826-E949)	1	0	1	14.8	0.0	23.0
Suicides (E950-E959)	0	0	0	0.0	0.0	0.0
Homicides (E960-E969)	0	0	0	0.0	0.0	0.0

SELECTED VITAL STATISTICS BY RACE, BY COUNTY, 1988

ITEM	TALIAFERRO					
	NUMBER			RATE		
	Total	White	Black	Total	White	Black
TOTAL DEATHS	27	15	12	13.3	21.2	9.1
Lifestages						
INFANCY (<1)						
NEONATAL	0	0	0	0.0	0.0	0.0
POST-NEONATAL	0	0	0	0.0	0.0	0.0
EARLY CHILDHOOD (1-4)	0	0	0	0.0	0.0	0.0
LATER CHILDHOOD (5-14)	0	0	0	0.0	0.0	0.0
ADOLESCENCE (15-19)	0	0	0	0.0	0.0	0.0
EARLY ADULTHOOD (20-29)	1	1	0	371.7	1515.2	0.0
YOUNG ADULTHOOD (30-44)	2	1	1	704.2	1123.6	512.8
MIDDLE ADULTHOOD (45-59)	2	1	1	664.5	657.9	671.1
LATER ADULTHOOD (60-74)	8	2	6	2088.8	1047.1	3125.0
OLDER ADULTHOOD (>74)	14	10	4	8860.8	11627.9	5555.6
Cause of Death						
Infectious and Parasitic Diseases (001-139)	0	0	0	0.0	0.0	0.0
Neoplasms (140-239)	8	2	6	395.3	282.9	455.6
Malignant Neoplasms (140-208)	8	2	6	395.3	282.9	455.6
Stomach (151)	0	0	0	0.0	0.0	0.0
Colon (153)	0	0	0	0.0	0.0	0.0
Pancreas (157)	0	0	0	0.0	0.0	0.0
Trachea, Bronchus and Lung (162)	1	1	0	49.4	141.4	0.0
Breast (174-175)	3	0	3	148.2	0.0	227.8
Ovary (183)	0	0	0	0.0	0.0	0.0
Prostate (185)	2	0	2	98.8	0.0	151.9
Leukemia (204-208)	1	1	0	49.4	141.4	0.0
All Other Malignant Sites	1	0	1	49.4	0.0	75.9
Endocrine, Nutritional and Metabolic Diseases (240-279)	1	1	0	49.4	141.4	0.0
Diabetes Mellitus (250)	1	1	0	49.4	141.4	0.0
Diseases of Blood and Blood-Forming Organs (280-289)	0	0	0	0.0	0.0	0.0
Mental Disorders (290-319)	1	1	0	49.4	141.4	0.0
Diseases of the Nervous System and Sense Organs (320-389)	0	0	0	0.0	0.0	0.0
Diseases of the Circulatory System (390-459)	13	8	5	642.3	1131.5	379.7
Hypertensive Diseases (401-405)	0	0	0	0.0	0.0	0.0
Ischaemic Heart Disease (410-414)	6	2	4	296.4	282.9	303.7
Acute Myocardial Infarction (410)	2	1	1	98.8	141.4	75.9
Other Forms of Heart Disease (420-429)	2	1	1	98.8	141.4	75.9
Cerebrovascular Disease (430-438)	5	5	0	247.0	707.2	0.0
Diseases of The Arteries And Capillaries (440-448)	0	0	0	0.0	0.0	0.0

SELECTED VITAL STATISTICS BY RACE, BY COUNTY, 1988

ITEM	TALIAFERRO					
	NUMBER			RATE		
	Total	White	Black	Total	White	Black
Cause of Death (Continued)						
Diseases of The Respiratory System (460-519)	1	0	1	49.4	0.0	75.9
Influenza and Pneumonia (480-487)	0	0	0	0.0	0.0	0.0
Chronic Obstructive Pulmonary Disease (490-496)	1	0	1	49.4	0.0	75.9
Diseases of The Digestive System (520-579)	1	1	0	49.4	141.4	0.0
Chronic Liver Disease And Cirrhosis (571)	1	1	0	49.4	141.4	0.0
Disease of The Genitourinary System (580-629)	0	0	0	0.0	0.0	0.0
Complications Of Pregnancy, Childbirth, And The Puerperium (630-676)	0	0	0	0.0	0.0	0.0
Diseases Of The Skin (680-709)	0	0	0	0.0	0.0	0.0
Diseases Of The Musculoskeletal System (710-739)	0	0	0	0.0	0.0	0.0
Congenital Anomalies (740-759)	0	0	0	0.0	0.0	0.0
Certain Conditions Originating In The Perinatal Period (760-779)	0	0	0	0.0	0.0	0.0
Disorders Relating To Short Gestation (765)	0	0	0	0.0	0.0	0.0
Symptoms, Signs, and Ill Defined Conditions (780-799)	0	0	0	0.0	0.0	0.0
SIDS (798)	0	0	0	0.0	0.0	0.0
Injury And Poisoning (E800-E999)	2	2	0	98.8	282.9	0.0
Motor Vehicle Accidents (E810-E825)	0	0	0	0.0	0.0	0.0
All Other Accidents (E800-E807, E826-E949)	1	1	0	49.4	141.4	0.0
Suicides (E950-E959)	0	0	0	0.0	0.0	0.0
Homicides (E960-E969)	1	1	0	49.4	141.4	0.0

SELECTED VITAL STATISTICS BY RACE, BY COUNTY, 1988

ITEM	TATTNALL					
	NUMBER			RATE		
	Total	White	Black	Total	White	Black
TOTAL DEATHS	204	154	50	11.3	12.1	9.5
Lifestages						
INFANCY (<1)						
NEONATAL	1	1	0	4.0	6.3	0.0
POST-NEONATAL	1	1	0	4.0	6.3	0.0
EARLY CHILDHOOD (1-4)	0	0	0	0.0	0.0	0.0
LATER CHILDHOOD (5-14)	1	1	0	38.5	57.2	0.0
ADOLESCENCE (15-19)	1	0	1	65.0	0.0	198.8
EARLY ADULTHOOD (20-29)	6	5	1	184.7	247.4	81.5
YOUNG ADULTHOOD (30-44)	3	1	2	85.3	40.6	189.2
MIDDLE ADULTHOOD (45-59)	23	19	4	934.2	995.3	723.3
LATER ADULTHOOD (60-74)	79	62	17	3207.5	3090.7	3719.9
OLDER ADULTHOOD (>74)	90	65	25	10332.9	9193.8	15243.9
Cause of Death						
Infectious and Parasitic Diseases (001-139)	4	3	1	22.2	23.5	19.0
Neoplasms (140-239)	49	38	11	272.1	298.2	208.8
Malignant Neoplasms (140-208)	49	38	11	272.1	298.2	208.8
Stomach (151)	0	0	0	0.0	0.0	0.0
Colon (153)	4	3	1	22.2	23.5	19.0
Pancreas (157)	3	2	1	16.7	15.7	19.0
Trachea, Bronchus and Lung (162)	12	12	0	66.6	94.2	0.0
Breast (174-175)	7	6	1	38.9	47.1	19.0
Ovary (183)	1	1	0	5.6	7.8	0.0
Prostate (185)	4	1	3	22.2	7.8	57.0
Leukemia (204-208)	2	1	1	11.1	7.8	19.0
All Other Malignant Sites	16	12	4	88.8	94.2	75.9
Endocrine, Nutritional and Metabolic Diseases (240-279)	1	0	1	5.6	0.0	19.0
Diabetes Mellitus (250)	0	0	0	0.0	0.0	0.0
Diseases of Blood and Blood-Forming Organs (280-289)	1	1	0	5.6	7.8	0.0
Mental Disorders (290-319)	1	1	0	5.6	7.8	0.0
Diseases of the Nervous System and Sense Organs (320-389)	1	1	0	5.6	7.8	0.0
Diseases of the Circulatory System (390-459)	98	72	26	544.2	565.1	493.6
Hypertensive Diseases (401-405)	2	2	0	11.1	15.7	0.0
Ischaemic Heart Disease (410-414)	47	37	10	261.0	290.4	189.9
Acute Myocardial Infarction (410)	34	26	8	188.8	204.0	151.9
Other Forms of Heart Disease (420-429)	26	20	6	144.4	157.0	113.9
Cerebrovascular Disease (430-438)	19	10	9	105.5	78.5	170.9
Diseases of The Arteries And Capillaries (440-448)	3	2	1	16.7	15.7	19.0

SELECTED VITAL STATISTICS BY RACE, BY COUNTY, 1988

ITEM	TATTNALL					
	NUMBER			RATE		
	Total	White	Black	Total	White	Black
Cause of Death (Continued)						
Diseases of The Respiratory System (460-519)	21	19	2	116.6	149.1	38.0
Influenza and Pneumonia (480-487)	9	8	1	50.0	62.8	19.0
Chronic Obstructive Pulmonary Disease (490-496)	10	9	1	55.5	70.6	19.0
Diseases of The Digestive System (520-579)	5	3	2	27.8	23.5	38.0
Chronic Liver Disease And Cirrhosis (571)	1	0	1	5.6	0.0	19.0
Disease of The Genitourinary System (580-629)	2	2	0	11.1	15.7	0.0
Complications Of Pregnancy, Childbirth, And The Puerperium (630-676)	0	0	0	0.0	0.0	0.0
Diseases Of The Skin (680-709)	0	0	0	0.0	0.0	0.0
Diseases Of The Musculoskeletal System (710-739)	0	0	0	0.0	0.0	0.0
Congenital Anomalies (740-759)	1	1	0	5.6	7.8	0.0
Certain Conditions Originating In The Perinatal Period (760-779)	1	1	0	5.6	7.8	0.0
Disorders Relating To Short Gestation (765)	0	0	0	0.0	0.0	0.0
Symptoms, Signs, and Ill Defined Conditions (780-799)	2	1	1	11.1	7.8	19.0
SIDS (798)	0	0	0	0.0	0.0	0.0
Injury And Poisoning (E800-E999)	17	11	6	94.4	86.3	113.9
Motor Vehicle Accidents (E810-E825)	8	6	2	44.4	47.1	38.0
All Other Accidents (E800-E807, E826-E949)	4	3	1	22.2	23.5	19.0
Suicides (E950-E959)	0	0	0	0.0	0.0	0.0
Homicides (E960-E969)	3	0	3	16.7	0.0	57.0

SELECTED VITAL STATISTICS BY RACE, BY COUNTY, 1988

ITEM	TAYLOR					
	NUMBER			RATE		
	Total	White	Black	Total	White	Black
TOTAL DEATHS	91	55	36	11.1	11.3	10.9
Lifestages						
INFANCY (<1)	2	0	2	15.5	0.0	27.8
NEONATAL	2	0	2	15.5	0.0	27.8
POST-NEONATAL	0	0	0	0.0	0.0	0.0
EARLY CHILDHOOD (1-4)	0	0	0	0.0	0.0	0.0
LATER CHILDHOOD (5-14)	0	0	0	0.0	0.0	0.0
ADOLESCENCE (15-19)	0	0	0	0.0	0.0	0.0
EARLY ADULTHOOD (20-29)	2	1	1	172.0	155.3	192.7
YOUNG ADULTHOOD (30-44)	11	6	5	748.8	620.5	996.0
MIDDLE ADULTHOOD (45-59)	9	3	6	834.1	418.4	1657.5
LATER ADULTHOOD (60-74)	30	18	12	2525.3	2272.7	3030.3
OLDER ADULTHOOD (>74)	37	27	10	8747.0	9407.7	7352.9
Cause of Death						
Infectious and Parasitic Diseases (001-139)	2	2	0	24.5	41.1	0.0
Neoplasms (140-239)	14	10	4	171.4	205.4	121.3
Malignant Neoplasms (140-208)	14	10	4	171.4	205.4	121.3
Stomach (151)	0	0	0	0.0	0.0	0.0
Colon (153)	0	0	0	0.0	0.0	0.0
Pancreas (157)	0	0	0	0.0	0.0	0.0
Trachea, Bronchus and Lung (162)	7	7	0	85.7	143.8	0.0
Breast (174-175)	0	0	0	0.0	0.0	0.0
Ovary (183)	0	0	0	0.0	0.0	0.0
Prostate (185)	1	0	1	12.2	0.0	30.3
Leukemia (204-208)	1	1	0	12.2	20.5	0.0
All Other Malignant Sites	5	2	3	61.2	41.1	91.0
Endocrine, Nutritional and Metabolic Diseases (240-279)	1	0	1	12.2	0.0	30.3
Diabetes Mellitus (250)	1	0	1	12.2	0.0	30.3
Diseases of Blood and Blood-Forming Organs (280-289)	1	1	0	12.2	20.5	0.0
Mental Disorders (290-319)	1	0	1	12.2	0.0	30.3
Diseases of the Nervous System and Sense Organs (320-389)	3	2	1	36.7	41.1	30.3
Diseases of the Circulatory System (390-459)	48	25	23	587.8	513.6	697.4
Hypertensive Diseases (401-405)	0	0	0	0.0	0.0	0.0
Ischaemic Heart Disease (410-414)	24	17	7	293.9	349.2	212.2
Acute Myocardial Infarction (410)	22	15	7	269.4	308.1	212.2
Other Forms of Heart Disease (420-429)	10	3	7	122.5	61.6	212.2
Cerebrovascular Disease (430-438)	9	4	5	110.2	82.2	151.6
Diseases of The Arteries And Capillaries (440-448)	4	1	3	49.0	20.5	91.0

SELECTED VITAL STATISTICS BY RACE, BY COUNTY, 1988

ITEM	TAYLOR					
	NUMBER			RATE		
	Total	White	Black	Total	White	Black
Cause of Death (Continued)						
Diseases of The Respiratory System (460-519)	4	4	0	49.0	82.2	0.0
Influenza and Pneumonia (480-487)	0	0	0	0.0	0.0	0.0
Chronic Obstructive Pulmonary Disease (490-496)	3	3	0	36.7	61.6	0.0
Diseases of The Digestive System (520-579)	2	2	0	24.5	41.1	0.0
Chronic Liver Disease And Cirrhosis (571)	2	2	0	24.5	41.1	0.0
Disease of The Genitourinary System (580-629)	1	0	1	12.2	0.0	30.3
Complications Of Pregnancy, Childbirth, And The Puerperium (630-676)	0	0	0	0.0	0.0	0.0
Diseases Of The Skin (680-709)	1	1	0	12.2	20.5	0.0
Diseases Of The Musculoskeletal System (710-739)	0	0	0	0.0	0.0	0.0
Congenital Anomalies (740-759)	1	0	1	12.2	0.0	30.3
Certain Conditions Originating In The Perinatal Period (760-779)	1	0	1	12.2	0.0	30.3
Disorders Relating To Short Gestation (765)	1	0	1	12.2	0.0	30.3
Symptoms, Signs, and Ill Defined Conditions (780-799)	2	2	0	24.5	41.1	0.0
SIDS (798)	0	0	0	0.0	0.0	0.0
Injury And Poisoning (E800-E999)	9	6	3	110.2	123.3	91.0
Motor Vehicle Accidents (E810-E825)	3	2	1	36.7	41.1	30.3
All Other Accidents (E800-E807, E826-E949)	3	2	1	36.7	41.1	30.3
Suicides (E950-E959)	1	1	0	12.2	20.5	0.0
Homicides (E960-E969)	1	0	1	12.2	0.0	30.3

SELECTED VITAL STATISTICS BY RACE, BY COUNTY, 1988

ITEM	TELFAIR					
	NUMBER			RATE		
	Total	White	Black	Total	White	Black
TOTAL DEATHS	156	107	49	13.1	13.0	13.1
Lifestages						
INFANCY (<1)	2	1	1	12.2	10.9	13.9
NEONATAL	1	1	0	6.1	10.9	0.0
POST-NEONATAL	1	0	1	6.1	0.0	13.9
EARLY CHILDHOOD (1-4)	2	0	2	242.7	0.0	639.0
LATER CHILDHOOD (5-14)	2	2	0	101.8	174.5	0.0
ADOLESCENCE (15-19)	3	3	0	281.4	463.7	0.0
EARLY ADULTHOOD (20-29)	3	3	0	170.9	248.6	0.0
YOUNG ADULTHOOD (30-44)	5	2	3	263.2	142.2	607.3
MIDDLE ADULTHOOD (45-59)	19	13	6	1102.1	1025.2	1315.8
LATER ADULTHOOD (60-74)	48	33	15	2635.9	2389.6	3409.1
OLDER ADULTHOOD (>74)	72	50	22	9986.1	9174.3	12500.0
Cause of Death						
Infectious and Parasitic Diseases (001-139)	0	0	0	0.0	0.0	0.0
Neoplasms (140-239)	36	27	9	301.5	329.1	240.8
Malignant Neoplasms (140-208)	36	27	9	301.5	329.1	240.8
Stomach (151)	1	0	1	8.4	0.0	26.8
Colon (153)	4	4	0	33.5	48.8	0.0
Pancreas (157)	1	1	0	8.4	12.2	0.0
Trachea, Bronchus and Lung (162)	12	10	2	100.5	121.9	53.5
Breast (174-175)	4	2	2	33.5	24.4	53.5
Ovary (183)	0	0	0	0.0	0.0	0.0
Prostate (185)	3	0	3	25.1	0.0	80.3
Leukemia (204-208)	1	1	0	8.4	12.2	0.0
All Other Malignant Sites	10	9	1	83.8	109.7	26.8
Endocrine, Nutritional and Metabolic Diseases (240-279)	4	2	2	33.5	24.4	53.5
Diabetes Mellitus (250)	4	2	2	33.5	24.4	53.5
Diseases of Blood and Blood-Forming Organs (280-289)	0	0	0	0.0	0.0	0.0
Mental Disorders (290-319)	0	0	0	0.0	0.0	0.0
Diseases of the Nervous System and Sense Organs (320-389)	2	2	0	16.8	24.4	0.0
Diseases of the Circulatory System (390-459)	74	46	28	619.8	560.8	749.3
Hypertensive Diseases (401-405)	3	3	0	25.1	36.6	0.0
Ischaemic Heart Disease (410-414)	40	23	17	335.0	280.4	454.9
Acute Myocardial Infarction (410)	30	17	13	251.3	207.2	347.9
Other Forms of Heart Disease (420-429)	19	11	8	159.1	134.1	214.1
Cerebrovascular Disease (430-438)	9	8	1	75.4	97.5	26.8
Diseases of The Arteries And Capillaries (440-448)	2	0	2	16.8	0.0	53.5

SELECTED VITAL STATISTICS BY RACE, BY COUNTY, 1988

ITEM	TELFAIR					
	NUMBER			RATE		
	Total	White	Black	Total	White	Black
Cause of Death (Continued)						
Diseases of The Respiratory System (460-519)	12	8	4	100.5	97.5	107.0
Influenza and Pneumonia (480-487)	4	1	3	33.5	12.2	80.3
Chronic Obstructive Pulmonary Disease (490-496)	8	7	1	67.0	85.3	26.8
Diseases of The Digestive System (520-579)	6	4	2	50.3	48.8	53.5
Chronic Liver Disease And Cirrhosis (571)	0	0	0	0.0	0.0	0.0
Disease of The Genitourinary System (580-629)	2	2	0	16.8	24.4	0.0
Complications Of Pregnancy, Childbirth, And The Puerperium (630-676)	0	0	0	0.0	0.0	0.0
Diseases Of The Skin (680-709)	0	0	0	0.0	0.0	0.0
Diseases Of The Musculoskeletal System (710-739)	0	0	0	0.0	0.0	0.0
Congenital Anomalies (740-759)	1	1	0	8.4	12.2	0.0
Certain Conditions Originating In The Perinatal Period (760-779)	0	0	0	0.0	0.0	0.0
Disorders Relating To Short Gestation (765)	0	0	0	0.0	0.0	0.0
Symptoms, Signs, and Ill Defined Conditions (780-799)	2	2	0	16.8	24.4	0.0
SIDS (798)	0	0	0	0.0	0.0	0.0
Injury And Poisoning (E800-E999)	17	13	4	142.4	158.5	107.0
Motor Vehicle Accidents (E810-E825)	4	4	0	33.5	48.8	0.0
All Other Accidents (E800-E807, E826-E949)	7	4	3	58.6	48.8	80.3
Suicides (E950-E959)	4	4	0	33.5	48.8	0.0
Homicides (E960-E969)	2	1	1	16.8	12.2	26.8

SELECTED VITAL STATISTICS BY RACE, BY COUNTY, 1988

ITEM	TERRELL					
	NUMBER			RATE		
	Total	White	Black	Total	White	Black
TOTAL DEATHS	128	56	72	9.7	10.9	9.0
Lifestages						
INFANCY (<1)	7	0	7	40.9	0.0	53.8
NEONATAL	4	0	4	23.4	0.0	30.8
POST-NEONATAL	3	0	3	17.5	0.0	23.1
EARLY CHILDHOOD (1-4)	1	0	1	98.3	0.0	137.6
LATER CHILDHOOD (5-14)	1	1	0	41.9	154.1	0.0
ADOLESCENCE (15-19)	0	0	0	0.0	0.0	0.0
EARLY ADULTHOOD (20-29)	2	1	1	98.4	135.7	77.2
YOUNG ADULTHOOD (30-44)	13	4	9	597.7	406.5	755.7
MIDDLE ADULTHOOD (45-59)	10	3	7	578.4	328.2	858.9
LATER ADULTHOOD (60-74)	41	18	23	2443.4	2102.8	2798.1
OLDER ADULTHOOD (>74)	53	29	24	8439.5	8841.5	8000.0
Cause of Death						
Infectious and Parasitic Diseases (001-139)	3	0	3	22.7	0.0	37.3
Neoplasms (140-239)	34	14	20	257.7	271.8	248.6
Malignant Neoplasms (140-208)	33	13	20	250.1	252.4	248.6
Stomach (151)	2	0	2	15.2	0.0	24.9
Colon (153)	6	5	1	45.5	97.1	12.4
Pancreas (157)	2	0	2	15.2	0.0	24.9
Trachea, Bronchus and Lung (162)	9	4	5	68.2	77.7	62.2
Breast (174-175)	4	0	4	30.3	0.0	49.7
Ovary (183)	1	0	1	7.6	0.0	12.4
Prostate (185)	0	0	0	0.0	0.0	0.0
Leukemia (204-208)	2	1	1	15.2	19.4	12.4
All Other Malignant Sites	7	3	4	53.1	58.2	49.7
Endocrine, Nutritional and Metabolic Diseases (240-279)	4	2	2	30.3	38.8	24.9
Diabetes Mellitus (250)	3	1	2	22.7	19.4	24.9
Diseases of Blood and Blood-Forming Organs (280-289)	0	0	0	0.0	0.0	0.0
Mental Disorders (290-319)	0	0	0	0.0	0.0	0.0
Diseases of the Nervous System and Sense Organs (320-389)	0	0	0	0.0	0.0	0.0
Diseases of the Circulatory System (390-459)	50	27	23	378.9	524.2	285.9
Hypertensive Diseases (401-405)	2	0	2	15.2	0.0	24.9
Ischaemic Heart Disease (410-414)	27	16	11	204.6	310.6	136.7
Acute Myocardial Infarction (410)	22	13	9	166.7	252.4	111.9
Other Forms of Heart Disease (420-429)	9	4	5	68.2	77.7	62.2
Cerebrovascular Disease (430-438)	8	4	4	60.6	77.7	49.7
Diseases of The Arteries And Capillaries (440-448)	3	3	0	22.7	58.2	0.0

SELECTED VITAL STATISTICS BY RACE, BY COUNTY, 1988

ITEM	TERRELL					
	NUMBER			RATE		
	Total	White	Black	Total	White	Black
Cause of Death (Continued)						
Diseases of The Respiratory System (460-519)	8	4	4	60.6	77.7	49.7
Influenza and Pneumonia (480-487)	5	3	2	37.9	58.2	24.9
Chronic Obstructive Pulmonary Disease (490-496)	3	1	2	22.7	19.4	24.9
Diseases of The Digestive System (520-579)	7	2	5	53.1	38.8	62.2
Chronic Liver Disease And Cirrhosis (571)	1	0	1	7.6	0.0	12.4
Disease of The Genitourinary System (580-629)	5	2	3	37.9	38.8	37.3
Complications Of Pregnancy, Childbirth, And The Puerperium (630-676)	0	0	0	0.0	0.0	0.0
Diseases Of The Skin (680-709)	1	1	0	7.6	19.4	0.0
Diseases Of The Musculoskeletal System (710-739)	1	0	1	7.6	0.0	12.4
Congenital Anomalies (740-759)	1	0	1	7.6	0.0	12.4
Certain Conditions Originating In The Perinatal Period (760-779)	4	0	4	30.3	0.0	49.7
Disorders Relating To Short Gestation (765)	1	0	1	7.6	0.0	12.4
Symptoms, Signs, and Ill Defined Conditions (780-799)	1	0	1	7.6	0.0	12.4
SIDS (798)	1	0	1	7.6	0.0	12.4
Injury And Poisoning (E800-E999)	9	4	5	68.2	77.7	62.2
Motor Vehicle Accidents (E810-E825)	4	2	2	30.3	38.8	24.9
All Other Accidents (E800-E807, E826-E949)	3	1	2	22.7	19.4	24.9
Suicides (E950-E959)	1	0	1	7.6	0.0	12.4
Homicides (E960-E969)	1	1	0	7.6	19.4	0.0

SELECTED VITAL STATISTICS BY RACE, BY COUNTY, 1988

ITEM	THOMAS					
	NUMBER			RATE		
	Total	White	Black	Total	White	Black
TOTAL DEATHS	444	280	164	10.3	10.6	9.8
Lifestages						
INFANCY (<1)	9	1	8	13.2	2.9	23.7
NEONATAL	7	1	6	10.3	2.9	17.8
POST-NEONATAL	2	0	2	2.9	0.0	5.9
EARLY CHILDHOOD (1-4)	1	0	1	37.3	0.0	82.0
LATER CHILDHOOD (5-14)	3	2	1	40.0	50.5	28.3
ADOLESCENCE (15-19)	7	4	3	159.2	172.1	144.7
EARLY ADULTHOOD (20-29)	16	8	8	238.2	197.8	299.5
YOUNG ADULTHOOD (30-44)	22	11	11	292.1	217.1	446.2
MIDDLE ADULTHOOD (45-59)	40	22	18	629.6	510.6	880.6
LATER ADULTHOOD (60-74)	145	89	56	2756.7	2539.2	3190.9
OLDER ADULTHOOD (>74)	201	143	58	10100.5	10339.8	9555.2
Cause of Death						
Infectious and Parasitic Diseases (001-139)	6	4	2	13.9	15.1	12.0
Neoplasms (140-239)	89	55	34	206.4	208.3	203.4
Malignant Neoplasms (140-208)	88	54	34	204.1	204.5	203.4
Stomach (151)	0	0	0	0.0	0.0	0.0
Colon (153)	8	2	6	18.6	7.6	35.9
Pancreas (157)	7	2	5	16.2	7.6	29.9
Trachea, Bronchus and Lung (162)	26	18	8	60.3	68.2	47.9
Breast (174-175)	8	6	2	18.6	22.7	12.0
Ovary (183)	3	1	2	7.0	3.8	12.0
Prostate (185)	6	4	2	13.9	15.1	12.0
Leukemia (204-208)	4	4	0	9.3	15.1	0.0
All Other Malignant Sites	26	17	9	60.3	64.4	53.9
Endocrine, Nutritional and Metabolic Diseases (240-279)	4	1	3	9.3	3.8	18.0
Diabetes Mellitus (250)	2	0	2	4.6	0.0	12.0
Diseases of Blood and Blood-Forming Organs (280-289)	1	1	0	2.3	3.8	0.0
Mental Disorders (290-319)	9	4	5	20.9	15.1	29.9
Diseases of the Nervous System and Sense Organs (320-389)	11	6	5	25.5	22.7	29.9
Diseases of the Circulatory System (390-459)	210	143	67	487.1	541.6	400.9
Hypertensive Diseases (401-405)	14	4	10	32.5	15.1	59.8
Ischaemic Heart Disease (410-414)	80	62	18	185.5	234.8	107.7
Acute Myocardial Infarction (410)	49	39	10	113.6	147.7	59.8
Other Forms of Heart Disease (420-429)	52	34	18	120.6	128.8	107.7
Cerebrovascular Disease (430-438)	48	32	16	111.3	121.2	95.7
Diseases of The Arteries And Capillaries (440-448)	9	6	3	20.9	22.7	18.0

SELECTED VITAL STATISTICS BY RACE, BY COUNTY, 1988

ITEM	THOMAS					
	NUMBER			RATE		
	Total	White	Black	Total	White	Black
Cause of Death (Continued)						
Diseases of The Respiratory System (460-519)	37	27	10	85.8	102.3	59.8
Influenza and Pneumonia (480-487)	15	10	5	34.8	37.9	29.9
Chronic Obstructive Pulmonary Disease (490-496)	14	9	5	32.5	34.1	29.9
Diseases of The Digestive System (520-579)	12	7	5	27.8	26.5	29.9
Chronic Liver Disease And Cirrhosis (571)	4	3	1	9.3	11.4	6.0
Disease of The Genitourinary System (580-629)	13	8	5	30.2	30.3	29.9
Complications Of Pregnancy, Childbirth, And The Puerperium (630-676)	0	0	0	0.0	0.0	0.0
Diseases Of The Skin (680-709)	2	2	0	4.6	7.6	0.0
Diseases Of The Musculoskeletal System (710-739)	1	1	0	2.3	3.8	0.0
Congenital Anomalies (740-759)	1	1	0	2.3	3.8	0.0
Certain Conditions Originating In The Perinatal Period (760-779)	7	1	6	16.2	3.8	35.9
Disorders Relating To Short Gestation (765)	0	0	0	0.0	0.0	0.0
Symptoms, Signs, and Ill Defined Conditions (780-799)	4	0	4	9.3	0.0	23.9
SIDS (798)	2	0	2	4.6	0.0	12.0
Injury And Poisoning (E800-E999)	37	19	18	85.8	72.0	107.7
Motor Vehicle Accidents (E810-E825)	17	10	7	39.4	37.9	41.9
All Other Accidents (E800-E807, E826-E949)	9	4	5	20.9	15.1	29.9
Suicides (E950-E959)	5	4	1	11.6	15.1	6.0
Homicides (E960-E969)	6	1	5	13.9	3.8	29.9

SELECTED VITAL STATISTICS BY RACE, BY COUNTY, 1988

ITEM	TIFT					
	NUMBER			RATE		
	Total	White	Black	Total	White	Black
TOTAL DEATHS	304	218	85	8.4	8.2	8.8
Lifestages						
INFANCY (<1)	10	1	8	16.3	2.7	32.7
NEONATAL	8	1	6	13.0	2.7	24.5
POST-NEONATAL	2	0	2	3.3	0.0	8.2
EARLY CHILDHOOD (1-4)	2	1	1	82.4	63.6	116.1
LATER CHILDHOOD (5-14)	3	2	1	48.2	48.1	48.4
ADOLESCENCE (15-19)	4	4	0	98.6	139.9	0.0
EARLY ADULTHOOD (20-29)	6	1	5	96.5	22.1	296.6
YOUNG ADULTHOOD (30-44)	20	12	8	309.3	236.5	574.7
MIDDLE ADULTHOOD (45-59)	31	21	10	654.4	553.4	1061.6
LATER ADULTHOOD (60-74)	97	74	23	2438.4	2417.5	2508.2
OLDER ADULTHOOD (>74)	131	102	29	9625.3	9659.1	9508.2
Cause of Death						
Infectious and Parasitic Diseases (001-139)	5	3	2	13.9	11.3	20.8
Neoplasms (140-239)	54	44	10	149.6	166.2	104.0
Malignant Neoplasms (140-208)	54	44	10	149.6	166.2	104.0
Stomach (151)	1	0	1	2.8	0.0	10.4
Colon (153)	7	7	0	19.4	26.4	0.0
Pancreas (157)	3	2	1	8.3	7.6	10.4
Trachea, Bronchus and Lung (162)	23	20	3	63.7	75.5	31.2
Breast (174-175)	0	0	0	0.0	0.0	0.0
Ovary (183)	2	2	0	5.5	7.6	0.0
Prostate (185)	4	1	3	11.1	3.8	31.2
Leukemia (204-208)	2	2	0	5.5	7.6	0.0
All Other Malignant Sites	12	10	2	33.3	37.8	20.8
Endocrine, Nutritional and Metabolic Diseases (240-279)	7	5	2	19.4	18.9	20.8
Diabetes Mellitus (250)	4	4	0	11.1	15.1	0.0
Diseases of Blood and Blood-Forming Organs (280-289)	1	1	0	2.8	3.8	0.0
Mental Disorders (290-319)	6	2	4	16.6	7.6	41.6
Diseases of the Nervous System and Sense Organs (320-389)	14	12	2	38.8	45.3	20.8
Diseases of the Circulatory System (390-459)	119	91	28	329.7	343.7	291.3
Hypertensive Diseases (401-405)	1	1	0	2.8	3.8	0.0
Ischaemic Heart Disease (410-414)	69	53	16	191.2	200.2	166.4
Acute Myocardial Infarction (410)	50	37	13	138.5	139.7	135.2
Other Forms of Heart Disease (420-429)	24	17	7	66.5	64.2	72.8
Cerebrovascular Disease (430-438)	20	16	4	55.4	60.4	41.6
Diseases of The Arteries And Capillaries (440-448)	3	3	0	8.3	11.3	0.0

SELECTED VITAL STATISTICS BY RACE, BY COUNTY, 1988

ITEM	TIFT					
	NUMBER			RATE		
	Total	White	Black	Total	White	Black
Cause of Death (Continued)						
Diseases of The Respiratory System (460-519)	20	18	2	55.4	68.0	20.8
Influenza and Pneumonia (480-487)	4	3	1	11.1	11.3	10.4
Chronic Obstructive Pulmonary Disease (490-496)	11	10	1	30.5	37.8	10.4
Diseases of The Digestive System (520-579)	16	11	5	44.3	41.5	52.0
Chronic Liver Disease And Cirrhosis (571)	8	6	2	22.2	22.7	20.8
Disease of The Genitourinary System (580-629)	7	3	4	19.4	11.3	41.6
Complications Of Pregnancy, Childbirth, And The Puerperium (630-676)	0	0	0	0.0	0.0	0.0
Diseases Of The Skin (680-709)	0	0	0	0.0	0.0	0.0
Diseases Of The Musculoskeletal System (710-739)	3	3	0	8.3	11.3	0.0
Congenital Anomalies (740-759)	2	1	1	5.5	3.8	10.4
Certain Conditions Originating In The Perinatal Period (760-779)	8	1	6	22.2	3.8	62.4
Disorders Relating To Short Gestation (765)	2	0	2	8.3	0.0	20.8
Symptoms, Signs, and Ill Defined Conditions (780-799)	4	3	1	11.1	11.3	10.4
SIDS (798)	1	0	1	2.8	0.0	10.4
Injury And Poisoning (E800-E999)	38	20	18	105.3	75.5	187.2
Motor Vehicle Accidents (E810-E825)	8	6	2	22.2	22.7	20.8
All Other Accidents (E800-E807, E826-E949)	14	5	9	38.8	18.9	93.6
Suicides (E950-E959)	6	6	0	16.6	22.7	0.0
Homicides (E960-E969)	9	3	6	24.9	11.3	62.4

SELECTED VITAL STATISTICS BY RACE, BY COUNTY, 1988

ITEM	TOOMBS					
	NUMBER			RATE		
	Total	White	Black	Total	White	Black
TOTAL DEATHS	241	199	42	9.7	10.8	6.6
Lifestages						
INFANCY (<1)	5	3	2	12.1	10.9	14.4
NEONATAL	2	2	0	4.8	7.3	0.0
POST-NEONATAL	3	1	2	7.2	3.6	14.4
EARLY CHILDHOOD (1-4)	0	0	0	0.0	0.0	0.0
LATER CHILDHOOD (5-14)	2	2	0	45.1	67.6	0.0
ADOLESCENCE (15-19)	5	4	1	209.6	253.8	123.5
EARLY ADULTHOOD (20-29)	7	5	2	187.1	177.0	218.3
YOUNG ADULTHOOD (30-44)	13	11	2	285.7	302.7	218.1
MIDDLE ADULTHOOD (45-59)	19	12	7	551.7	427.0	1104.1
LATER ADULTHOOD (60-74)	76	65	11	2469.9	2718.5	1603.5
OLDER ADULTHOOD (>74)	114	97	17	10363.6	11331.8	6967.2
Cause of Death						
Infectious and Parasitic Diseases (001-139)	3	1	2	12.1	5.4	31.3
Neoplasms (140-239)	50	44	6	201.6	238.9	93.9
Malignant Neoplasms (140-208)	49	43	6	197.5	233.5	93.9
Stomach (151)	1	1	0	4.0	5.4	0.0
Colon (153)	2	1	1	8.1	5.4	15.6
Pancreas (157)	3	3	0	12.1	16.3	0.0
Trachea, Bronchus and Lung (162)	15	13	2	60.5	70.6	31.3
Breast (174-175)	5	3	2	20.2	16.3	31.3
Ovary (183)	0	0	0	0.0	0.0	0.0
Prostate (185)	4	4	0	16.1	21.7	0.0
Leukemia (204-208)	3	3	0	12.1	16.3	0.0
All Other Malignant Sites	16	15	1	64.5	81.5	15.6
Endocrine, Nutritional and Metabolic Diseases (240-279)	2	1	1	8.1	5.4	15.6
Diabetes Mellitus (250)	1	1	0	4.0	5.4	0.0
Diseases of Blood and Blood-Forming Organs (280-289)	2	2	0	8.1	10.9	0.0
Mental Disorders (290-319)	1	1	0	4.0	5.4	0.0
Diseases of the Nervous System and Sense Organs (320-389)	0	0	0	0.0	0.0	0.0
Diseases of the Circulatory System (390-459)	122	100	22	491.8	543.1	344.2
Hypertensive Diseases (401-405)	3	2	1	12.1	10.9	15.6
Ischaemic Heart Disease (410-414)	34	28	6	137.1	152.1	93.9
Acute Myocardial Infarction (410)	23	17	6	92.7	92.3	93.9
Other Forms of Heart Disease (420-429)	54	45	9	217.7	244.4	140.8
Cerebrovascular Disease (430-438)	26	21	5	104.8	114.0	78.2
Diseases of The Arteries And Capillaries (440-448)	3	3	0	12.1	16.3	0.0

SELECTED VITAL STATISTICS BY RACE, BY COUNTY, 1988

ITEM	TOOMBS					
	NUMBER			RATE		
	Total	White	Black	Total	White	Black
Cause of Death (Continued)						
Diseases of The Respiratory System (460-519)	27	21	6	108.8	114.0	93.9
Influenza and Pneumonia (480-487)	18	14	4	72.6	76.0	62.6
Chronic Obstructive Pulmonary Disease (490-496)	6	5	1	24.2	27.2	15.6
Diseases of The Digestive System (520-579)	8	8	0	32.3	43.4	0.0
Chronic Liver Disease And Cirrhosis (571)	2	2	0	8.1	10.9	0.0
Disease of The Genitourinary System (580-629)	3	2	1	12.1	10.9	15.6
Complications Of Pregnancy, Childbirth, And The Puerperium (630-676)	0	0	0	0.0	0.0	0.0
Diseases Of The Skin (680-709)	0	0	0	0.0	0.0	0.0
Diseases Of The Musculoskeletal System (710-739)	0	0	0	0.0	0.0	0.0
Congenital Anomalies (740-759)	0	0	0	0.0	0.0	0.0
Certain Conditions Originating In The Perinatal Period (760-779)	2	2	0	8.1	10.9	0.0
Disorders Relating To Short Gestation (765)	0	0	0	0.0	0.0	0.0
Symptoms, Signs, and Ill Defined Conditions (780-799)	3	2	1	12.1	10.9	15.6
SIDS (798)	1	0	1	4.0	0.0	15.6
Injury And Poisoning (E800-E999)	18	15	3	72.6	81.5	46.9
Motor Vehicle Accidents (E810-E825)	6	6	0	24.2	32.6	0.0
All Other Accidents (E800-E807, E826-E949)	6	5	1	24.2	27.2	15.6
Suicides (E950-E959)	1	1	0	4.0	5.4	0.0
Homicides (E960-E969)	5	3	2	20.2	16.3	31.3

SELECTED VITAL STATISTICS BY RACE, BY COUNTY, 1988

ITEM	TOWNS					
	NUMBER			RATE		
	Total	White	Black	Total	White	Black
TOTAL DEATHS	74	74	0	12.3	12.3	0.0
Lifestages						
INFANCY (<1)						
NEONATAL	2	2	0	34.5	34.5	0.0
POST-NEONATAL	2	2	0	34.5	34.5	0.0
EARLY CHILDHOOD (1-4)	0	0	0	0.0	0.0	0.0
LATER CHILDHOOD (5-14)	0	0	0	0.0	0.0	0.0
ADOLESCENCE (15-19)	0	0	0	0.0	0.0	0.0
EARLY ADULTHOOD (20-29)	0	0	0	0.0	0.0	0.0
YOUNG ADULTHOOD (30-44)	3	3	0	352.5	352.9	0.0
MIDDLE ADULTHOOD (45-59)	10	10	0	1119.8	1121.1	0.0
LATER ADULTHOOD (60-74)	18	18	0	1337.3	1339.3	0.0
OLDER ADULTHOOD (>74)	41	41	0	7930.4	7930.4	0.0
Cause of Death						
Infectious and Parasitic Diseases (001-139)	1	1	0	16.7	16.7	0.0
Neoplasms (140-239)	20	20	0	333.0	333.8	0.0
Malignant Neoplasms (140-208)	18	18	0	299.7	300.4	0.0
Stomach (151)	0	0	0	0.0	0.0	0.0
Colon (153)	4	4	0	66.6	66.8	0.0
Pancreas (157)	1	1	0	16.7	16.7	0.0
Trachea, Bronchus and Lung (162)	2	2	0	33.3	33.4	0.0
Breast (174-175)	5	5	0	83.3	83.4	0.0
Ovary (183)	0	0	0	0.0	0.0	0.0
Prostate (185)	2	2	0	33.3	33.4	0.0
Leukemia (204-208)	1	1	0	16.7	16.7	0.0
All Other Malignant Sites	3	3	0	50.0	50.1	0.0
Endocrine, Nutritional and Metabolic Diseases (240-279)	2	2	0	33.3	33.4	0.0
Diabetes Mellitus (250)	2	2	0	33.3	33.4	0.0
Diseases of Blood and Blood-Forming Organs (280-289)	1	1	0	16.7	16.7	0.0
Mental Disorders (290-319)	0	0	0	0.0	0.0	0.0
Diseases of the Nervous System and Sense Organs (320-389)	2	2	0	33.3	33.4	0.0
Diseases of the Circulatory System (390-459)	31	31	0	516.2	517.4	0.0
Hypertensive Diseases (401-405)	1	1	0	16.7	16.7	0.0
Ischaemic Heart Disease (410-414)	11	11	0	183.2	183.6	0.0
Acute Myocardial Infarction (410)	6	6	0	99.9	100.1	0.0
Other Forms of Heart Disease (420-429)	14	14	0	233.1	233.6	0.0
Cerebrovascular Disease (430-438)	3	3	0	50.0	50.1	0.0
Diseases of The Arteries And Capillaries (440-448)	2	2	0	33.3	33.4	0.0

SELECTED VITAL STATISTICS BY RACE, BY COUNTY, 1988

ITEM	TOWNS					
	NUMBER			RATE		
	Total	White	Black	Total	White	Black
Cause of Death (Continued)						
Diseases of The Respiratory System (460-519)	9	9	0	149.9	150.2	0.0
Influenza and Pneumonia (480-487)	3	3	0	50.0	50.1	0.0
Chronic Obstructive Pulmonary Disease (490-496)	1	1	0	16.7	16.7	0.0
Diseases of The Digestive System (520-579)	3	3	0	50.0	50.1	0.0
Chronic Liver Disease And Cirrhosis (571)	1	1	0	16.7	16.7	0.0
Disease of The Genitourinary System (580-629)	1	1	0	16.7	16.7	0.0
Complications Of Pregnancy, Childbirth, And The Puerperium (630-676)	0	0	0	0.0	0.0	0.0
Diseases Of The Skin (680-709)	0	0	0	0.0	0.0	0.0
Diseases Of The Musculoskeletal System (710-739)	0	0	0	0.0	0.0	0.0
Congenital Anomalies (740-759)	1	1	0	16.7	16.7	0.0
Certain Conditions Originating In The Perinatal Period (760-779)	1	1	0	16.7	16.7	0.0
Disorders Relating To Short Gestation (765)	0	0	0	0.0	0.0	0.0
Symptoms, Signs, and Ill Defined Conditions (780-799)	0	0	0	0.0	0.0	0.0
SIDS (798)	0	0	0	0.0	0.0	0.0
Injury And Poisoning (E800-E999)	2	2	0	33.3	33.4	0.0
Motor Vehicle Accidents (E810-E825)	0	0	0	0.0	0.0	0.0
All Other Accidents (E800-E807, E826-E949)	2	2	0	33.3	33.4	0.0
Suicides (E950-E959)	0	0	0	0.0	0.0	0.0
Homicides (E960-E969)	0	0	0	0.0	0.0	0.0

SELECTED VITAL STATISTICS BY RACE, BY COUNTY, 1988

ITEM	TREUTLEN					
	NUMBER			RATE		
	Total	White	Black	Total	White	Black
TOTAL DEATHS	58	41	17	8.9	9.4	7.7
Lifestages						
INFANCY (<1)	3	3	0	30.3	54.5	0.0
NEONATAL	2	2	0	20.2	36.4	0.0
POST-NEONATAL	1	1	0	10.1	18.2	0.0
EARLY CHILDHOOD (1-4)	0	0	0	0.0	0.0	0.0
LATER CHILDHOOD (5-14)	1	1	0	80.8	146.0	0.0
ADOLESCENCE (15-19)	1	0	1	166.9	0.0	398.4
EARLY ADULTHOOD (20-29)	1	0	1	100.1	0.0	286.5
YOUNG ADULTHOOD (30-44)	7	5	2	645.8	646.0	645.2
MIDDLE ADULTHOOD (45-59)	8	3	5	863.9	430.4	2183.4
LATER ADULTHOOD (60-74)	15	8	7	1742.2	1174.7	3888.9
OLDER ADULTHOOD (>74)	22	21	1	7357.9	9677.4	1219.5
Cause of Death						
Infectious and Parasitic Diseases (001-139)	1	1	0	15.3	23.0	0.0
Neoplasms (140-239)	8	5	3	122.4	115.2	136.7
Malignant Neoplasms (140-208)	8	5	3	122.4	115.2	136.7
Stomach (151)	0	0	0	0.0	0.0	0.0
Colon (153)	0	0	0	0.0	0.0	0.0
Pancreas (157)	1	1	0	15.3	23.0	0.0
Trachea, Bronchus and Lung (162)	0	0	0	0.0	0.0	0.0
Breast (174-175)	2	1	1	30.6	23.0	45.6
Ovary (183)	0	0	0	0.0	0.0	0.0
Prostate (185)	2	0	2	30.6	0.0	91.1
Leukemia (204-208)	0	0	0	0.0	0.0	0.0
All Other Malignant Sites	3	3	0	45.9	69.1	0.0
Endocrine, Nutritional and Metabolic Diseases (240-279)	2	2	0	30.6	46.1	0.0
Diabetes Mellitus (250)	1	1	0	15.3	23.0	0.0
Diseases of Blood and Blood-Forming Organs (280-289)	1	0	1	15.3	0.0	45.6
Mental Disorders (290-319)	0	0	0	0.0	0.0	0.0
Diseases of the Nervous System and Sense Organs (320-389)	0	0	0	0.0	0.0	0.0
Diseases of the Circulatory System (390-459)	20	12	8	306.1	276.6	364.5
Hypertensive Diseases (401-405)	0	0	0	0.0	0.0	0.0
Ischaemic Heart Disease (410-414)	3	3	0	45.9	69.1	0.0
Acute Myocardial Infarction (410)	2	2	0	30.6	46.1	0.0
Other Forms of Heart Disease (420-429)	11	6	5	168.4	138.3	227.8
Cerebrovascular Disease (430-438)	5	2	3	76.5	46.1	136.7
Diseases of The Arteries And Capillaries (440-448)	1	1	0	15.3	23.0	0.0

SELECTED VITAL STATISTICS BY RACE, BY COUNTY, 1988

ITEM	TREUTLEN					
	NUMBER			RATE		
	Total	White	Black	Total	White	Black
Cause of Death (Continued)						
Diseases of The Respiratory System (460-519)	7	6	1	107.1	138.3	45.6
Influenza and Pneumonia (480-487)	2	2	0	30.6	46.1	0.0
Chronic Obstructive Pulmonary Disease (490-496)	4	3	1	61.2	69.1	45.6
Diseases of The Digestive System (520-579)	6	6	0	91.8	138.3	0.0
Chronic Liver Disease And Cirrhosis (571)	0	0	0	0.0	0.0	0.0
Disease of The Genitourinary System (580-629)	0	0	0	0.0	0.0	0.0
Complications Of Pregnancy, Childbirth, And The Puerperium (630-676)	0	0	0	0.0	0.0	0.0
Diseases Of The Skin (680-709)	0	0	0	0.0	0.0	0.0
Diseases Of The Musculoskeletal System (710-739)	1	1	0	15.3	23.0	0.0
Congenital Anomalies (740-759)	0	0	0	0.0	0.0	0.0
Certain Conditions Originating In The Perinatal Period (760-779)	2	2	0	30.6	46.1	0.0
Disorders Relating To Short Gestation (765)	1	1	0	15.3	23.0	0.0
Symptoms, Signs, and Ill Defined Conditions (780-799)	1	1	0	15.3	23.0	0.0
SIDS (798)	1	1	0	15.3	23.0	0.0
Injury And Poisoning (E800-E999)	9	5	4	137.7	115.2	182.2
Motor Vehicle Accidents (E810-E825)	3	1	2	45.9	23.0	91.1
All Other Accidents (E800-E807, E826-E949)	3	2	1	45.9	46.1	45.6
Suicides (E950-E959)	2	2	0	30.6	46.1	0.0
Homicides (E960-E969)	1	0	1	15.3	0.0	45.6

SELECTED VITAL STATISTICS BY RACE, BY COUNTY, 1988

ITEM	TROUP					
	NUMBER			RATE		
	Total	White	Black	Total	White	Black
TOTAL DEATHS	567	401	166	10.2	10.6	9.5
Lifestages						
INFANCY (<1)	8	3	5	9.1	5.3	16.1
NEONATAL	6	1	5	6.8	1.8	16.1
POST-NEONATAL	2	2	0	2.3	3.5	0.0
EARLY CHILDHOOD (1-4)	4	3	1	118.6	149.3	73.0
LATER CHILDHOOD (5-14)	2	0	2	21.4	0.0	54.9
ADOLESCENCE (15-19)	10	10	0	215.4	344.7	0.0
EARLY ADULTHOOD (20-29)	16	13	3	171.2	208.8	96.1
YOUNG ADULTHOOD (30-44)	40	22	18	420.9	320.0	684.4
MIDDLE ADULTHOOD (45-59)	64	38	26	765.9	615.4	1192.1
LATER ADULTHOOD (60-74)	188	128	60	2491.1	2277.6	3113.6
OLDER ADULTHOOD (>74)	235	184	51	9208.5	9618.4	7981.2
Cause of Death						
Infectious and Parasitic Diseases (001-139)	9	6	3	16.2	15.8	17.1
Neoplasms (140-239)	122	95	27	219.6	250.1	153.7
Malignant Neoplasms (140-208)	121	94	27	217.8	247.4	153.7
Stomach (151)	2	1	1	3.6	2.6	5.7
Colon (153)	7	5	2	12.6	13.2	11.4
Pancreas (157)	6	5	1	10.8	13.2	5.7
Trachea, Bronchus and Lung (162)	32	26	6	57.6	68.4	34.2
Breast (174-175)	15	11	4	27.0	29.0	22.8
Ovary (183)	0	0	0	0.0	0.0	0.0
Prostate (185)	5	4	1	9.0	10.5	5.7
Leukemia (204-208)	4	3	1	7.2	7.9	5.7
All Other Malignant Sites	50	39	11	90.0	102.7	62.6
Endocrine, Nutritional and Metabolic Diseases (240-279)	18	13	5	32.4	34.2	28.5
Diabetes-Mellitus (250)	13	9	4	23.4	23.7	22.8
Diseases of Blood and Blood-Forming Organs (280-289)	5	3	2	9.0	7.9	11.4
Mental Disorders (290-319)	10	8	2	18.0	21.1	11.4
Diseases of the Nervous System and Sense Organs (320-389)	13	13	0	23.4	34.2	0.0
Diseases of the Circulatory System (390-459)	239	164	75	430.2	431.7	427.0
Hypertensive Diseases (401-405)	16	10	6	28.8	26.3	34.2
Ischaemic Heart Disease (410-414)	122	89	33	219.6	234.3	187.9
Acute Myocardial Infarction (410)	74	54	20	133.2	142.1	113.9
Other Forms of Heart Disease (420-429)	48	29	19	86.4	76.3	108.2
Cerebrovascular Disease (430-438)	40	26	14	72.0	68.4	79.7
Diseases of The Arteries And Capillaries (440-448)	6	5	1	10.8	13.2	5.7

SELECTED VITAL STATISTICS BY RACE, BY COUNTY, 1988

ITEM	TROUP					
	NUMBER			RATE		
	Total	White	Black	Total	White	Black
Cause of Death (Continued)						
Diseases of The Respiratory System (460-519)						
Influenza and Pneumonia (480-487)	51	36	15	91.8	94.8	85.4
Chronic Obstructive Pulmonary Disease (490-496)	20	16	4	36.0	42.1	22.8
	16	10	6	28.8	26.3	34.2
Diseases of The Digestive System (520-579)						
Chronic Liver Disease And Cirrhosis (571)	23	17	6	41.4	44.7	34.2
	5	5	0	9.0	13.2	0.0
Disease of The Genitourinary System (580-629)						
	9	3	6	16.2	7.9	34.2
Complications Of Pregnancy, Childbirth, And The Puerperium (630-676)						
	0	0	0	0.0	0.0	0.0
Diseases Of The Skin (680-709)						
	2	1	1	3.6	2.6	5.7
Diseases Of The Musculoskeletal System (710-739)						
	5	2	3	9.0	5.3	17.1
Congenital Anomalies (740-759)						
	2	1	1	3.6	2.6	5.7
Certain Conditions Originating In The Perinatal Period (760-779)						
Disorders Relating To Short Gestation (765)	4	0	4	7.2	0.0	22.8
	1	0	1	1.8	0.0	5.7
Symptoms, Signs, and Ill Defined Conditions (780-799)						
SIDS (798)	5	4	1	9.0	10.5	5.7
	2	2	0	3.6	5.3	0.0
Injury And Poisoning (E800-E999)						
Motor Vehicle Accidents (E810-E825)	50	35	15	90.0	92.1	85.4
All Other Accidents (E800-E807, E826-E949)	17	12	5	30.6	31.6	28.5
Suicides (E950-E959)	12	10	2	21.6	26.3	11.4
Homicides (E960-E969)	10	8	2	18.0	21.1	11.4
	9	3	6	16.2	7.9	34.2

SELECTED VITAL STATISTICS BY RACE, BY COUNTY, 1988

ITEM	TURNER					
	NUMBER			RATE		
	Total	White	Black	Total	White	Black
TOTAL DEATHS	114	89	25	11.1	13.7	6.6
Lifestages						
INFANCY (<1)	4	1	3	21.4	13.9	26.5
NEONATAL	1	0	1	5.3	0.0	8.8
POST-NEONATAL	3	1	2	16.0	13.9	17.7
EARLY CHILDHOOD (1-4)	0	0	0	0.0	0.0	0.0
LATER CHILDHOOD (5-14)	1	0	1	50.6	0.0	106.8
ADOLESCENCE (15-19)	2	1	1	211.6	186.9	243.9
EARLY ADULTHOOD (20-29)	0	0	0	0.0	0.0	0.0
YOUNG ADULTHOOD (30-44)	6	5	1	352.9	427.4	188.7
MIDDLE ADULTHOOD (45-59)	9	6	3	654.5	572.5	917.4
LATER ADULTHOOD (60-74)	34	29	5	2505.5	2914.6	1381.2
OLDER ADULTHOOD (>74)	58	47	11	13033.7	13165.3	12500.0
Cause of Death						
Infectious and Parasitic Diseases (001-139)	3	2	1	29.1	30.8	26.3
Neoplasms (140-239)	24	18	6	233.1	277.3	157.6
Malignant Neoplasms (140-208)	23	18	5	223.4	277.3	131.4
Stomach (151)	0	0	0	0.0	0.0	0.0
Colon (153)	1	1	0	9.7	15.4	0.0
Pancreas (157)	2	2	0	19.4	30.8	0.0
Trachea, Bronchus and Lung (162)	5	4	1	48.6	61.6	26.3
Breast (174-175)	1	1	0	9.7	15.4	0.0
Ovary (183)	0	0	0	0.0	0.0	0.0
Prostate (185)	3	2	1	29.1	30.8	26.3
Leukemia (204-208)	1	1	0	9.7	15.4	0.0
All Other Malignant Sites	10	7	3	97.1	107.8	78.8
Endocrine, Nutritional and Metabolic Diseases (240-279)	0	0	0	0.0	0.0	0.0
Diabetes Mellitus (250)	0	0	0	0.0	0.0	0.0
Diseases of Blood and Blood-Forming Organs (280-289)	0	0	0	0.0	0.0	0.0
Mental Disorders (290-319)	2	2	0	19.4	30.8	0.0
Diseases of the Nervous System and Sense Organs (320-389)	2	2	0	19.4	30.8	0.0
Diseases of the Circulatory System (390-459)	58	48	10	563.3	739.5	262.7
Hypertensive Diseases (401-405)	0	0	0	0.0	0.0	0.0
Ischaemic Heart Disease (410-414)	30	22	8	291.3	338.9	210.2
Acute Myocardial Infarction (410)	24	18	6	233.1	277.3	157.6
Other Forms of Heart Disease (420-429)	6	5	1	58.3	77.0	26.3
Cerebrovascular Disease (430-438)	17	16	1	165.1	246.5	26.3
Diseases of The Arteries And Capillaries (440-448)	2	2	0	19.4	30.8	0.0

SELECTED VITAL STATISTICS BY RACE, BY COUNTY, 1988

ITEM	TURNER					
	NUMBER			RATE		
	Total	White	Black	Total	White	Black
Cause of Death (Continued)						
Diseases of The Respiratory System (460-519)	5	4	1	48.6	61.6	26.3
Influenza and Pneumonia (480-487)	1	0	1	9.7	0.0	26.3
Chronic Obstructive Pulmonary Disease (490-496)	2	2	0	19.4	30.8	0.0
Diseases of The Digestive System (520-579)	2	2	0	19.4	30.8	0.0
Chronic Liver Disease And Cirrhosis (571)	0	0	0	0.0	0.0	0.0
Disease of The Genitourinary System (580-629)	1	1	0	9.7	15.4	0.0
Complications Of Pregnancy, Childbirth, And The Puerperium (630-676)	0	0	0	0.0	0.0	0.0
Diseases Of The Skin (680-709)	0	0	0	0.0	0.0	0.0
Diseases Of The Musculoskeletal System (710-739)	2	2	0	19.4	30.8	0.0
Congenital Anomalies (740-759)	0	0	0	0.0	0.0	0.0
Certain Conditions Originating In The Perinatal Period (760-779)	2	0	2	19.4	0.0	52.5
Disorders Relating To Short Gestation (765)	0	0	0	0.0	0.0	0.0
Symptoms, Signs, and Ill Defined Conditions (780-799)	1	1	0	9.7	15.4	0.0
SIDS (798)	1	1	0	9.7	15.4	0.0
Injury And Poisoning (E800-E999)	12	7	5	116.5	107.8	131.4
Motor Vehicle Accidents (E810-E825)	4	2	2	38.8	30.8	52.5
All Other Accidents (E800-E807, E826-E949)	6	4	2	58.3	61.6	52.5
Suicides (E950-E959)	2	1	1	19.4	15.4	26.3
Homicides (E960-E969)	0	0	0	0.0	0.0	0.0

SELECTED VITAL STATISTICS BY RACE, BY COUNTY, 1988

ITEM	TWIGGS					
	NUMBER			RATE		
	Total	White	Black	Total	White	Black
TOTAL DEATHS	92	43	49	8.5	8.1	8.9
Lifestages						
INFANCY (<1)	5	2	3	36.5	29.4	43.5
NEONATAL	5	2	3	36.5	29.4	43.5
POST-NEONATAL	0	0	0	0.0	0.0	0.0
EARLY CHILDHOOD (1-4)	0	0	0	0.0	0.0	0.0
LATER CHILDHOOD (5-14)	0	0	0	0.0	0.0	0.0
ADOLESCENCE (15-19)	0	0	0	0.0	0.0	0.0
EARLY ADULTHOOD (20-29)	4	0	4	231.9	0.0	432.0
YOUNG ADULTHOOD (30-44)	5	2	3	274.3	191.8	384.6
MIDDLE ADULTHOOD (45-59)	17	5	12	1126.6	576.0	1872.1
LATER ADULTHOOD (60-74)	28	16	12	2220.5	2197.8	2251.4
OLDER ADULTHOOD (>74)	33	18	15	7603.7	7594.9	7614.2
Cause of Death						
Infectious and Parasitic Diseases (001-139)	1	0	1	9.2	0.0	18.1
Neoplasms (140-239)	13	6	7	120.0	112.7	126.9
Malignant Neoplasms (140-208)	13	6	7	120.0	112.7	126.9
Stomach (151)	0	0	0	0.0	0.0	0.0
Colon (153)	0	0	0	0.0	0.0	0.0
Pancreas (157)	0	0	0	0.0	0.0	0.0
Trachea, Bronchus and Lung (162)	0	0	0	0.0	0.0	0.0
Breast (174-175)	1	1	0	9.2	18.8	0.0
Ovary (183)	2	1	1	18.5	18.8	18.1
Prostate (185)	1	0	1	9.2	0.0	18.1
Leukemia (204-208)	0	0	0	0.0	0.0	0.0
All Other Malignant Sites	9	4	5	83.1	75.2	90.7
Endocrine, Nutritional and Metabolic Diseases (240-279)	3	0	3	27.7	0.0	54.4
Diabetes Mellitus (250)	3	0	3	27.7	0.0	54.4
Diseases of Blood and Blood-Forming Organs (280-289)	1	1	0	9.2	18.8	0.0
Mental Disorders (290-319)	0	0	0	0.0	0.0	0.0
Diseases of the Nervous System and Sense Organs (320-389)	1	0	1	9.2	0.0	18.1
Diseases of the Circulatory System (390-459)	41	25	16	378.4	469.7	290.2
Hypertensive Diseases (401-405)	1	1	0	9.2	18.8	0.0
Ischaemic Heart Disease (410-414)	21	13	8	193.8	244.3	145.1
Acute Myocardial Infarction (410)	18	11	7	166.1	206.7	126.9
Other Forms of Heart Disease (420-429)	11	8	3	101.5	150.3	54.4
Cerebrovascular Disease (430-438)	3	0	3	27.7	0.0	54.4
Diseases of The Arteries And Capillaries (440-448)	5	3	2	46.1	56.4	36.3

SELECTED VITAL STATISTICS BY RACE, BY COUNTY, 1988

ITEM	TWIGGS					
	NUMBER			RATE		
	Total	White	Black	Total	White	Black
Cause of Death (Continued)						
Diseases of The Respiratory System (460-519)	4	3	1	36.9	56.4	18.1
Influenza and Pneumonia (480-487)	1	1	0	9.2	18.8	0.0
Chronic Obstructive Pulmonary Disease (490-496)	3	2	1	27.7	37.6	18.1
Diseases of The Digestive System (520-579)	4	0	4	36.9	0.0	72.5
Chronic Liver Disease And Cirrhosis (571)	1	0	1	9.2	0.0	18.1
Disease of The Genitourinary System (580-629)	3	1	2	27.7	18.8	36.3
Complications Of Pregnancy, Childbirth, And The Puerperium (630-676)	0	0	0	0.0	0.0	0.0
Diseases Of The Skin (680-709)	0	0	0	0.0	0.0	0.0
Diseases Of The Musculoskeletal System (710-739)	2	2	0	18.5	37.6	0.0
Congenital Anomalies (740-759)	1	1	0	9.2	18.8	0.0
Certain Conditions Originating In The Perinatal Period (760-779)	4	1	3	36.9	18.8	54.4
Disorders Relating To Short Gestation (765)	2	1	1	18.5	18.8	18.1
Symptoms, Signs, and Ill Defined Conditions (780-799)	1	0	1	9.2	0.0	18.1
SIDS (798)	0	0	0	0.0	0.0	0.0
Injury And Poisoning (E800-E999)	13	3	10	120.0	56.4	181.4
Motor Vehicle Accidents (E810-E825)	7	1	6	64.6	18.8	108.8
All Other Accidents (E800-E807, E826-E949)	0	0	0	0.0	0.0	0.0
Suicides (E950-E959)	2	1	1	18.5	18.8	18.1
Homicides (E960-E969)	3	1	2	27.7	18.8	36.3

SELECTED VITAL STATISTICS BY RACE, BY COUNTY, 1988

ITEM	UNION					
	NUMBER			RATE		
	Total	White	Black	Total	White	Black
TOTAL DEATHS	119	119	0	11.4	11.5	0.0
Lifestages						
INFANCY (<1)	2	2	0	14.7	14.9	0.0
NEONATAL	1	1	0	7.4	7.5	0.0
POST-NEONATAL	1	1	0	7.4	7.5	0.0
EARLY CHILDHOOD (1-4)	1	1	0	210.1	209.6	0.0
LATER CHILDHOOD (5-14)	1	1	0	62.6	62.7	0.0
ADOLESCENCE (15-19)	1	1	0	113.9	113.9	0.0
EARLY ADULTHOOD (20-29)	3	3	0	207.2	208.3	0.0
YOUNG ADULTHOOD (30-44)	4	4	0	223.6	224.0	0.0
MIDDLE ADULTHOOD (45-59)	20	20	0	1222.5	1226.2	0.0
LATER ADULTHOOD (60-74)	27	27	0	1653.4	1658.5	0.0
OLDER ADULTHOOD (>74)	60	60	0	7398.3	7416.6	0.0
Cause of Death						
Infectious and Parasitic Diseases (001-139)	3	3	0	28.8	28.9	0.0
Neoplasms (140-239)	30	30	0	288.3	289.1	0.0
Malignant Neoplasms (140-208)	30	30	0	288.3	289.1	0.0
Stomach (151)	1	1	0	9.6	9.6	0.0
Colon (153)	2	2	0	19.2	19.3	0.0
Pancreas (157)	0	0	0	0.0	0.0	0.0
Trachea, Bronchus and Lung (162)	5	5	0	48.1	48.2	0.0
Breast (174-175)	4	4	0	38.4	38.5	0.0
Ovary (183)	0	0	0	0.0	0.0	0.0
Prostate (185)	1	1	0	9.6	9.6	0.0
Leukemia (204-208)	2	2	0	19.2	19.3	0.0
All Other Malignant Sites	15	15	0	144.2	144.5	0.0
Endocrine, Nutritional and Metabolic Diseases (240-279)	4	4	0	38.4	38.5	0.0
Diabetes Mellitus (250)	4	4	0	38.4	38.5	0.0
Diseases of Blood and Blood-Forming Organs (280-289)	0	0	0	0.0	0.0	0.0
Mental Disorders (290-319)	1	1	0	9.6	9.6	0.0
Diseases of the Nervous System and Sense Organs (320-389)	3	3	0	28.8	28.9	0.0
Diseases of the Circulatory System (390-459)	38	38	0	365.2	366.2	0.0
Hypertensive Diseases (401-405)	1	1	0	9.6	9.6	0.0
Ischaemic Heart Disease (410-414)	25	25	0	240.3	240.9	0.0
Acute Myocardial Infarction (410)	18	18	0	173.0	173.4	0.0
Other Forms of Heart Disease (420-429)	6	6	0	57.7	57.8	0.0
Cerebrovascular Disease (430-438)	3	3	0	28.8	28.9	0.0
Diseases of The Arteries And Capillaries (440-448)	2	2	0	19.2	19.3	0.0

SELECTED VITAL STATISTICS BY RACE, BY COUNTY, 1988

ITEM	UNION					
	NUMBER			RATE		
	Total	White	Black	Total	White	Black
Cause of Death (Continued)						
Diseases of The Respiratory System (460-519)	18	18	0	173.0	173.4	0.0
Influenza and Pneumonia (480-487)	9	9	0	86.5	86.7	0.0
Chronic Obstructive Pulmonary Disease (490-496)	5	5	0	48.1	48.2	0.0
Diseases of The Digestive System (520-579)	3	3	0	28.8	28.9	0.0
Chronic Liver Disease And Cirrhosis (571)	0	0	0	0.0	0.0	0.0
Disease of The Genitourinary System (580-629)	3	3	0	28.8	28.9	0.0
Complications Of Pregnancy, Childbirth, And The Puerperium (630-676)	0	0	0	0.0	0.0	0.0
Diseases Of The Skin (680-709)	0	0	0	0.0	0.0	0.0
Diseases Of The Musculoskeletal System (710-739)	0	0	0	0.0	0.0	0.0
Congenital Anomalies (740-759)	0	0	0	0.0	0.0	0.0
Certain Conditions Originating In The Perinatal Period (760-779)	1	1	0	9.6	9.6	0.0
Disorders Relating To Short Gestation (765)	0	0	0	0.0	0.0	0.0
Symptoms, Signs, and Ill Defined Conditions (780-799)	1	1	0	9.6	9.6	0.0
SIDS (798)	1	1	0	9.6	9.6	0.0
Injury And Poisoning (E800-E999)	14	14	0	134.6	134.9	0.0
Motor Vehicle Accidents (E810-E825)	5	5	0	48.1	48.2	0.0
All Other Accidents (E800-E807, E826-E949)	6	6	0	57.7	57.8	0.0
Suicides (E950-E959)	1	1	0	9.6	9.6	0.0
Homicides (E960-E969)	1	1	0	9.6	9.6	0.0

SELECTED VITAL STATISTICS BY RACE, BY COUNTY, 1988

ITEM	UPSON					
	NUMBER			RATE		
	Total	White	Black	Total	White	Black
TOTAL DEATHS	350	277	73	13.2	14.5	10.0
Lifestages						
INFANCY (<1)	2	2	0	5.5	8.8	0.0
NEONATAL	2	2	0	5.5	8.8	0.0
POST-NEONATAL	0	0	0	0.0	0.0	0.0
EARLY CHILDHOOD (1-4)	0	0	0	0.0	0.0	0.0
LATER CHILDHOOD (5-14)	2	2	0	48.6	75.3	0.0
ADOLESCENCE (15-19)	3	2	1	126.8	128.9	122.9
EARLY ADULTHOOD (20-29)	2	1	1	53.3	40.6	77.3
YOUNG ADULTHOOD (30-44)	13	7	6	284.1	202.1	539.1
MIDDLE ADULTHOOD (45-59)	45	34	11	1070.7	1034.4	1200.9
LATER ADULTHOOD (60-74)	126	100	26	3013.6	2945.5	3307.9
OLDER ADULTHOOD (>74)	157	129	28	10694.8	11120.7	9090.9
Cause of Death						
Infectious and Parasitic Diseases (001-139)	6	2	4	22.7	10.4	54.7
Neoplasms (140-239)	76	62	14	287.1	323.6	191.4
Malignant Neoplasms (140-208)	73	60	13	275.8	313.2	177.7
Stomach (151)	0	0	0	0.0	0.0	0.0
Colon (153)	6	5	1	22.7	26.1	13.7
Pancreas (157)	6	6	0	22.7	31.3	0.0
Trachea, Bronchus and Lung (162)	22	17	5	83.1	88.7	68.4
Breast (174-175)	6	6	0	22.7	31.3	0.0
Ovary (183)	1	1	0	3.8	5.2	0.0
Prostate (185)	4	1	3	15.1	5.2	41.0
Leukemia (204-208)	2	2	0	7.6	10.4	0.0
All Other Malignant Sites	26	22	4	98.2	114.8	54.7
Endocrine, Nutritional and Metabolic Diseases (240-279)	10	9	1	37.8	47.0	13.7
Diabetes Mellitus (250)	5	5	0	18.9	26.1	0.0
Diseases of Blood and Blood-Forming Organs (280-289)	0	0	0	0.0	0.0	0.0
Mental Disorders (290-319)	1	0	1	3.8	0.0	13.7
Diseases of the Nervous System and Sense Organs (320-389)	5	5	0	18.9	26.1	0.0
Diseases of the Circulatory System (390-459)	169	133	36	638.4	694.3	492.2
Hypertensive Diseases (401-405)	2	1	1	7.6	5.2	13.7
Ischaemic Heart Disease (410-414)	73	62	11	275.8	323.6	150.4
Acute Myocardial Infarction (410)	44	36	8	166.2	187.9	109.4
Other Forms of Heart Disease (420-429)	36	28	8	136.0	146.2	109.4
Cerebrovascular Disease (430-438)	45	33	12	170.0	172.3	164.1
Diseases of The Arteries And Capillaries (440-448)	7	5	2	26.4	26.1	27.3

SELECTED VITAL STATISTICS BY RACE, BY COUNTY, 1988

ITEM	UPSON					
	NUMBER			RATE		
	Total	White	Black	Total	White	Black
Cause of Death (Continued)						
Diseases of The Respiratory System (460-519)	42	35	7	158.7	182.7	95.7
Influenza and Pneumonia (480-487)	14	10	4	52.9	52.2	54.7
Chronic Obstructive Pulmonary Disease (490-496)	22	20	2	83.1	104.4	27.3
Diseases of The Digestive System (520-579)	11	7	4	41.6	36.5	54.7
Chronic Liver Disease And Cirrhosis (571)	6	3	3	22.7	15.7	41.0
Disease of The Genitourinary System (580-629)	7	6	1	26.4	31.3	13.7
Complications Of Pregnancy, Childbirth, And The Puerperium (630-676)	0	0	0	0.0	0.0	0.0
Diseases Of The Skin (680-709)	4	3	1	15.1	15.7	13.7
Diseases Of The Musculoskeletal System (710-739)	1	1	0	3.8	5.2	0.0
Congenital Anomalies (740-759)	1	1	0	3.8	5.2	0.0
Certain Conditions Originating In The Perinatal Period (760-779)	0	0	0	0.0	0.0	0.0
Disorders Relating To Short Gestation (765)	0	0	0	0.0	0.0	0.0
Symptoms, Signs, and Ill Defined Conditions (780-799)	1	1	0	3.8	5.2	0.0
SIDS (798)	0	0	0	0.0	0.0	0.0
Injury And Poisoning (E800-E999)	16	12	4	60.4	62.6	54.7
Motor Vehicle Accidents (E810-E825)	7	6	1	26.4	31.3	13.7
All Other Accidents (E800-E807, E826-E949)	5	3	2	18.9	15.7	27.3
Suicides (E950-E959)	2	2	0	7.6	10.4	0.0
Homicides (E960-E969)	2	1	1	7.6	5.2	13.7

SELECTED VITAL STATISTICS BY RACE, BY COUNTY, 1988

ITEM	WALKER					
	NUMBER			RATE		
	Total	White	Black	Total	White	Black
TOTAL DEATHS	609	576	33	10.1	10.0	12.5
Lifestages						
INFANCY (<1)	8	8	0	9.4	9.7	0.0
NEONATAL	3	3	0	3.5	3.6	0.0
POST-NEONATAL	5	5	0	5.8	6.1	0.0
EARLY CHILDHOOD (1-4)	1	1	0	27.6	29.0	0.0
LATER CHILDHOOD (5-14)	2	2	0	21.0	22.2	0.0
ADOLESCENCE (15-19)	6	6	0	116.1	122.5	0.0
EARLY ADULTHOOD (20-29)	13	9	4	144.0	104.4	980.4
YOUNG ADULTHOOD (30-44)	28	26	2	240.5	231.6	479.6
MIDDLE ADULTHOOD (45-59)	71	65	6	767.1	730.3	1685.4
LATER ADULTHOOD (60-74)	207	197	10	2582.0	2562.8	3030.3
OLDER ADULTHOOD (>74)	273	262	11	9251.1	9327.2	7746.5
Cause of Death						
Infectious and Parasitic Diseases (001-139)	3	3	0	5.0	5.2	0.0
Neoplasms (140-233)	141	134	7	234.7	233.3	265.3
Malignant Neoplasms (140-208)	141	134	7	234.7	233.3	265.3
Stomach (151)	2	2	0	3.3	3.5	0.0
Colon (153)	11	10	1	18.3	17.4	37.9
Pancreas (157)	12	10	2	20.0	17.4	75.8
Trachea, Bronchus and Lung (162)	54	51	3	89.9	88.8	113.7
Breast (174-175)	6	6	0	10.0	10.4	0.0
Ovary (183)	5	5	0	8.3	8.7	0.0
Prostate (185)	8	8	0	13.3	13.9	0.0
Leukemia (204-208)	2	2	0	3.3	3.5	0.0
All Other Malignant Sites	41	40	1	68.2	69.6	37.9
Endocrine, Nutritional and Metabolic Diseases (240-279)	19	16	3	31.6	27.9	113.7
Diabetes Mellitus (250)	12	11	1	20.0	19.2	37.9
Diseases of Blood and Blood-Forming Organs (280-289)	4	4	0	6.7	7.0	0.0
Mental Disorders (290-319)	3	3	0	5.0	5.2	0.0
Diseases of the Nervous System and Sense Organs (320-389)	14	14	0	23.3	24.4	0.0
Diseases of the Circulatory System (390-459)	277	265	12	461.1	461.4	454.7
Hypertensive Diseases (401-405)	6	6	0	10.0	10.4	0.0
Ischaemic Heart Disease (410-414)	140	138	2	233.0	240.3	75.8
Acute Myocardial Infarction (410)	93	92	1	154.8	160.2	37.9
Other Forms of Heart Disease (420-429)	63	55	8	104.9	95.8	303.1
Cerebrovascular Disease (430-438)	48	46	2	79.9	80.1	75.8
Diseases of The Arteries And Capillaries (440-448)	13	13	0	21.6	22.6	0.0

SELECTED VITAL STATISTICS BY RACE, BY COUNTY, 1988

ITEM	WALKER					
	NUMBER			RATE		
	Total	White	Black	Total	White	Black
Cause of Death (Continued)						
Diseases of The Respiratory System (460-519)	58	54	4	96.5	94.0	151.6
Influenza and Pneumonia (480-487)	18	17	1	30.0	29.6	37.9
Chronic Obstructive Pulmonary Disease (490-496)	34	31	3	56.6	54.0	113.7
Diseases of The Digestive System (520-579)	25	24	1	41.6	41.8	37.9
Chronic Liver Disease And Cirrhosis (571)	5	4	1	8.3	7.0	37.9
Disease of The Genitourinary System (580-629)	10	10	0	16.6	17.4	0.0
Complications Of Pregnancy, Childbirth, And The Puerperium (630-676)	0	0	0	0.0	0.0	0.0
Diseases Of The Skin (680-709)	0	0	0	0.0	0.0	0.0
Diseases Of The Musculoskeletal System (710-739)	4	4	0	6.7	7.0	0.0
Congenital Anomalies (740-759)	3	3	0	5.0	5.2	0.0
Certain Conditions Originating In The Perinatal Period (760-779)	3	3	0	5.0	5.2	0.0
Disorders Relating To Short Gestation (765)	0	0	0	0.0	0.0	0.0
Symptoms, Signs, and Ill Defined Conditions (780-799)	2	2	0	3.3	3.5	0.0
SIDS (798)	0	0	0	0.0	0.0	0.0
Injury And Poisoning (E800-E999)	43	37	6	71.6	64.4	227.4
Motor Vehicle Accidents (E810-E825)	23	20	3	38.3	34.8	113.7
All Other Accidents (E800-E807, E826-E949)	12	10	2	20.0	17.4	75.8
Suicides (E950-E959)	6	6	0	10.0	10.4	0.0
Homicides (E960-E969)	2	1	1	3.3	1.7	37.9

SELECTED VITAL STATISTICS BY RACE, BY COUNTY, 1988

ITEM	WALTON					
	NUMBER			RATE		
	Total	White	Black	Total	White	Black
TOTAL DEATHS	288	226	62	7.9	7.9	7.9
Lifestages						
INFANCY (<1)	10	8	2	16.6	18.3	12.4
NEONATAL	6	6	0	10.0	13.7	0.0
POST-NEONATAL	4	2	2	6.7	4.6	12.4
EARLY CHILDHOOD (1-4)	2	2	0	87.4	119.8	0.0
LATER CHILDHOOD (5-14)	2	2	0	29.4	40.1	0.0
ADOLESCENCE (15-19)	7	7	0	200.7	280.3	0.0
EARLY ADULTHOOD (20-29)	10	6	4	181.5	142.6	307.2
YOUNG ADULTHOOD (30-44)	10	5	5	141.6	86.7	384.9
MIDDLE ADULTHOOD (45-59)	39	25	14	770.8	590.5	1694.9
LATER ADULTHOOD (60-74)	77	63	14	1885.4	1818.2	2261.7
OLDER ADULTHOOD (>74)	131	108	23	8833.4	8269.5	12994.3
Cause of Death						
Infectious and Parasitic Diseases (001-139)	3	0	3	8.2	0.0	38.4
Neoplasms (140-239)	52	38	14	143.0	133.0	179.3
Malignant Neoplasms (140-208)	52	38	14	143.0	133.0	179.3
Stomach (151)	0	0	0	0.0	0.0	0.0
Colon (153)	6	4	2	16.5	14.0	25.6
Pancreas (157)	4	3	1	11.0	10.5	12.8
Trachea, Bronchus and Lung (162)	16	12	4	44.0	42.0	51.2
Breast (174-175)	3	2	1	8.2	7.0	12.8
Ovary (183)	2	2	0	5.5	7.0	0.0
Prostate (185)	3	1	2	8.2	3.5	25.6
Leukemia (204-208)	3	2	1	8.2	7.0	12.8
All Other Malignant Sites	15	12	3	41.2	42.0	38.4
Endocrine, Nutritional and Metabolic Diseases (240-279)	10	7	3	27.5	24.5	38.4
Diabetes Mellitus (250)	4	2	2	11.0	7.0	25.6
Diseases of Blood and Blood-Forming Organs (280-289)	0	0	0	0.0	0.0	0.0
Mental Disorders (290-319)	4	3	1	11.0	10.5	12.8
Diseases of the Nervous System and Sense Organs (320-389)	4	3	1	11.0	10.5	12.8
Diseases of the Circulatory System (390-459)	127	108	19	349.1	378.0	243.4
Hypertensive Diseases (401-405)	4	2	2	11.0	7.0	25.6
Ischaemic Heart Disease (410-414)	72	60	12	197.9	210.0	153.7
Acute Myocardial Infarction (410)	48	38	10	132.0	133.0	128.1
Other Forms of Heart Disease (420-429)	19	17	2	52.2	59.5	25.6
Cerebrovascular Disease (430-438)	26	23	3	71.5	80.5	38.4
Diseases of The Arteries And Capillaries (440-448)	5	5	0	13.7	17.5	0.0

SELECTED VITAL STATISTICS BY RACE, BY COUNTY, 1988

ITEM	WALTON					
	NUMBER			RATE		
	Total	White	Black	Total	White	Black
Cause of Death (Continued)						
Diseases of The Respiratory System (460-519)	24	18	6	66.0	63.0	76.9
Influenza and Pneumonia (480-487)	13	10	3	35.7	35.0	38.4
Chronic Obstructive Pulmonary Disease (490-496)	7	6	1	19.2	21.0	12.8
Diseases of The Digestive System (520-579)	12	10	2	33.0	35.0	25.6
Chronic Liver Disease And Cirrhosis (571)	4	3	1	11.0	10.5	12.8
Disease of The Genitourinary System (580-629)	6	5	1	16.5	17.5	12.8
Complications Of Pregnancy, Childbirth, And The Puerperium (630-676)	0	0	0	0.0	0.0	0.0
Diseases Of The Skin (680-709)	1	0	1	2.7	0.0	12.8
Diseases Of The Musculoskeletal System (710-739)	0	0	0	0.0	0.0	0.0
Congenital Anomalies (740-759)	3	3	0	8.2	10.5	0.0
Certain Conditions Originating In The Perinatal Period (760-779)	2	2	0	5.5	7.0	0.0
Disorders Relating To Short Gestation (765)	0	0	0	0.0	0.0	0.0
Symptoms, Signs, and Ill Defined Conditions (780-799)	3	2	1	8.2	7.0	12.8
SIDS (798)	1	1	0	2.7	3.5	0.0
Injury And Poisoning (E800-E999)	37	27	10	101.7	94.5	128.1
Motor Vehicle Accidents (E810-E825)	16	13	3	44.0	45.5	38.4
All Other Accidents (E800-E807, E826-E949)	3	3	0	8.2	10.5	0.0
Suicides (E950-E959)	9	8	1	24.7	28.0	12.8
Homicides (E960-E969)	7	1	6	19.2	3.5	76.9

SELECTED VITAL STATISTICS BY RACE, BY COUNTY, 1988

ITEM	WARE					
	NUMBER			RATE		
	Total	White	Black	Total	White	Black
TOTAL DEATHS	404	285	118	10.3	9.4	13.1
Lifestages						
INFANCY (<1)	16	4	12	29.4	11.1	65.2
NEONATAL	12	2	10	22.0	5.6	54.3
POST-NEONATAL	4	2	2	7.3	5.6	10.9
EARLY CHILDHOOD (1-4)	2	1	1	77.7	55.2	131.1
LATER CHILDHOOD (5-14)	5	0	5	74.7	0.0	271.1
ADOLESCENCE (15-19)	6	4	2	168.9	151.4	219.8
EARLY ADULTHOOD (20-29)	5	5	0	82.3	106.8	0.0
YOUNG ADULTHOOD (30-44)	21	10	11	309.5	181.2	868.9
MIDDLE ADULTHOOD (45-59)	45	35	10	751.8	722.7	874.9
LATER ADULTHOOD (60-74)	138	96	41	2741.9	2440.9	3727.3
OLDER ADULTHOOD (>74)	166	130	36	8388.1	8290.8	8759.1
Cause of Death						
Infectious and Parasitic Diseases (001-139)	6	4	2	15.3	13.2	22.2
Neoplasms (140-239)	89	68	20	226.9	225.1	221.9
Malignant Neoplasms (140-208)	86	66	19	219.3	218.5	210.8
Stomach (151)	1	1	0	2.5	3.3	0.0
Colon (153)	7	7	0	17.8	23.2	0.0
Pancreas (157)	8	6	2	20.4	19.9	22.2
Trachea, Bronchus and Lung (162)	23	15	7	58.6	49.7	77.7
Breast (174-175)	7	5	2	17.8	16.6	22.2
Ovary (183)	6	4	2	15.3	13.2	22.2
Prostate (185)	4	3	1	10.2	9.9	11.1
Leukemia (204-208)	2	1	1	5.1	3.3	11.1
All Other Malignant Sites	28	24	4	71.4	79.4	44.4
Endocrine, Nutritional and Metabolic Diseases (240-279)	14	9	5	35.7	29.8	55.5
Diabetes Mellitus (250)	10	7	3	25.5	23.2	33.3
Diseases of Blood and Blood-Forming Organs (280-289)	1	0	1	2.5	0.0	11.1
Mental Disorders (290-319)	7	4	3	17.8	13.2	33.3
Diseases of the Nervous System and Sense Organs (320-389)	7	4	3	17.8	13.2	33.3
Diseases of the Circulatory System (390-459)	173	128	45	441.1	423.7	499.3
Hypertensive Diseases (401-405)	10	4	6	25.5	13.2	66.6
Ischaemic Heart Disease (410-414)	80	67	13	204.0	221.8	144.2
Acute Myocardial Infarction (410)	57	46	11	145.3	152.3	122.0
Other Forms of Heart Disease (420-429)	40	26	14	102.0	86.1	155.3
Cerebrovascular Disease (430-438)	26	20	6	66.3	66.2	66.6
Diseases of The Arteries And Capillaries (440-448)	11	8	3	28.0	26.5	33.3

SELECTED VITAL STATISTICS BY RACE, BY COUNTY, 1988

ITEM	WARE					
	NUMBER			RATE		
	Total	White	Black	Total	White	Black
Cause of Death (Continued)						
Diseases of The Respiratory System (460-519)	38	28	10	96.9	92.7	111.0
Influenza and Pneumonia (480-487)	12	8	4	30.6	26.5	44.4
Chronic Obstructive Pulmonary Disease (490-496)	18	14	4	45.9	46.3	44.4
Diseases of The Digestive System (520-579)	13	9	4	33.1	29.8	44.4
Chronic Liver Disease And Cirrhosis (571)	2	1	1	5.1	3.3	11.1
Disease of The Genitourinary System (580-629)	10	7	3	25.5	23.2	33.3
Complications Of Pregnancy, Childbirth, And The Puerperium (630-676)	0	0	0	0.0	0.0	0.0
Diseases Of The Skin (680-709)	1	1	0	2.5	3.3	0.0
Diseases Of The Musculoskeletal System (710-739)	2	1	1	5.1	3.3	11.1
Congenital Anomalies (740-759)	6	3	3	15.3	9.9	33.3
Certain Conditions Originating In The Perinatal Period (760-779)	8	1	7	20.4	3.3	77.7
Disorders Relating To Short Gestation (765)	0	0	0	0.0	0.0	0.0
Symptoms, Signs, and Ill Defined Conditions (780-799)	5	1	4	12.7	3.3	44.4
SIDS (798)	2	0	2	5.1	0.0	22.2
Injury And Poisoning (E800-E999)	24	17	7	61.2	56.3	77.7
Motor Vehicle Accidents (E810-E825)	11	10	1	28.0	33.1	11.1
All Other Accidents (E800-E807, E826-E949)	6	2	4	15.3	6.6	44.4
Suicides (E950-E959)	2	2	0	5.1	6.6	0.0
Homicides (E960-E969)	4	3	1	10.2	9.9	11.1

SELECTED VITAL STATISTICS BY RACE, BY COUNTY, 1988

ITEM	WARREN					
	NUMBER			RATE		
	Total	White	Black	Total	White	Black
TOTAL DEATHS	89	42	47	13.0	15.2	11.5
Lifestages						
INFANCY (<1)	0	0	0	0.0	0.0	0.0
NEONATAL	0	0	0	0.0	0.0	0.0
POST-NEONATAL	0	0	0	0.0	0.0	0.0
EARLY CHILDHOOD (1-4)	0	0	0	0.0	0.0	0.0
LATER CHILDHOOD (5-14)	0	0	0	0.0	0.0	0.0
ADOLESCENCE (15-19)	1	1	0	142.2	518.1	0.0
EARLY ADULTHOOD (20-29)	0	0	0	0.0	0.0	0.0
YOUNG ADULTHOOD (30-44)	7	1	6	687.6	220.8	1061.9
MIDDLE ADULTHOOD (45-59)	7	2	5	693.1	373.1	1054.9
LATER ADULTHOOD (60-74)	25	10	15	2545.8	1897.5	3296.7
OLDER ADULTHOOD (>74)	49	28	21	11722.5	12612.6	10714.3
Cause of Death						
Infectious and Parasitic Diseases (001-139)	1	0	1	14.6	0.0	24.5
Neoplasms (140-239)	18	7	11	263.0	253.6	269.4
Malignant Neoplasms (140-208)	18	7	11	263.0	253.6	269.4
Stomach (151)	1	0	1	14.6	0.0	24.5
Colon (153)	1	1	0	14.6	36.2	0.0
Pancreas (157)	1	0	1	14.6	0.0	24.5
Trachea, Bronchus and Lung (162)	4	1	3	58.5	36.2	73.5
Breast (174-175)	0	0	0	0.0	0.0	0.0
Ovary (183)	1	1	0	14.6	36.2	0.0
Prostate (185)	1	0	1	14.6	0.0	24.5
Leukemia (204-208)	1	1	0	14.6	36.2	0.0
All Other Malignant Sites	8	3	5	116.9	108.7	122.5
Endocrine, Nutritional and Metabolic Diseases (240-279)	2	0	2	29.2	0.0	49.0
Diabetes Mellitus (250)	2	0	2	29.2	0.0	49.0
Diseases of Blood and Blood-Forming Organs (280-289)	0	0	0	0.0	0.0	0.0
Mental Disorders (290-319)	1	0	1	14.6	0.0	24.5
Diseases of the Nervous System and Sense Organs (320-389)	1	1	0	14.6	36.2	0.0
Diseases of the Circulatory System (390-459)	36	17	19	526.1	615.9	465.3
Hypertensive Diseases (401-405)	1	0	1	14.6	0.0	24.5
Ischaemic Heart Disease (410-414)	10	4	6	146.1	144.9	147.0
Acute Myocardial Infarction (410)	5	2	3	73.1	72.5	73.5
Other Forms of Heart Disease (420-429)	20	10	10	292.3	362.3	244.9
Cerebrovascular Disease (430-438)	3	2	1	43.8	72.5	24.5
Diseases of The Arteries And Capillaries (440-448)	2	1	1	29.2	36.2	24.5

SELECTED VITAL STATISTICS BY RACE, BY COUNTY, 1988

ITEM	WARREN					
	NUMBER			RATE		
	Total	White	Black	Total	White	Black
Cause of Death (Continued)						
Diseases of The Respiratory System (460-519)	15	8	7	219.2	289.9	171.4
Influenza and Pneumonia (480-487)	6	4	2	87.7	144.9	49.0
Chronic Obstructive Pulmonary Disease (490-496)	5	3	2	73.1	108.7	49.0
Diseases of The Digestive System (520-579)	6	4	2	87.7	144.9	49.0
Chronic Liver Disease And Cirrhosis (571)	1	1	0	14.6	36.2	0.0
Disease of The Genitourinary System (580-629)	2	0	2	29.2	0.0	49.0
Complications Of Pregnancy, Childbirth, And The Puerperium (630-676)	0	0	0	0.0	0.0	0.0
Diseases Of The Skin (680-709)	1	0	1	14.6	0.0	24.5
Diseases Of The Musculoskeletal System (710-739)	0	0	0	0.0	0.0	0.0
Congenital Anomalies (740-759)	0	0	0	0.0	0.0	0.0
Certain Conditions Originating In The Perinatal Period (760-779)	0	0	0	0.0	0.0	0.0
Disorders Relating To Short Gestation (765)	0	0	0	0.0	0.0	0.0
Symptoms, Signs, and Ill Defined Conditions (780-799)	2	2	0	29.2	72.5	0.0
SIDS (798)	0	0	0	0.0	0.0	0.0
Injury And Poisoning (E800-E999)	4	3	1	58.5	108.7	24.5
Motor Vehicle Accidents (E810-E825)	0	0	0	0.0	0.0	0.0
All Other Accidents (E800-E807, E826-E949)	3	2	1	43.8	72.5	24.5
Suicides (E950-E959)	0	0	0	0.0	0.0	0.0
Homicides (E960-E969)	1	1	0	14.6	36.2	0.0

SELECTED VITAL STATISTICS BY RACE, BY COUNTY, 1988

ITEM	WASHINGTON					
	NUMBER			RATE		
	Total	White	Black	Total	White	Black
TOTAL DEATHS	201	96	104	9.8	9.6	9.8
Lifestages						
INFANCY (<1)	4	0	4	12.3	0.0	17.9
NEONATAL	2	0	2	6.2	0.0	9.0
POST-NEONATAL	2	0	2	6.2	0.0	9.0
EARLY CHILDHOOD (1-4)	0	0	0	0.0	0.0	0.0
LATER CHILDHOOD (5-14)	2	0	2	55.7	0.0	92.9
ADOLESCENCE (15-19)	0	0	0	0.0	0.0	0.0
EARLY ADULTHOOD (20-29)	7	3	4	206.7	190.4	220.9
YOUNG ADULTHOOD (30-44)	13	5	8	389.0	277.8	518.8
MIDDLE ADULTHOOD (45-59)	26	9	17	914.2	590.9	1286.9
LATER ADULTHOOD (60-74)	59	33	26	2390.6	2219.2	2650.4
OLDER ADULTHOOD (>74)	90	46	43	9000.0	7731.1	10617.3
Cause of Death						
Infectious and Parasitic Diseases (001-139)	4	2	2	19.5	20.1	18.9
Neoplasms (140-239)	33	16	16	160.7	160.6	151.4
Malignant Neoplasms (140-208)	32	16	15	155.9	160.6	141.9
Stomach (151)	1	0	1	4.9	0.0	9.5
Colon (153)	3	1	2	14.6	10.0	18.9
Pancreas (157)	2	2	0	9.7	20.1	0.0
Trachea, Bronchus and Lung (162)	7	5	2	34.1	50.2	18.9
Breast (174-175)	4	2	2	19.5	20.1	18.9
Ovary (183)	0	0	0	0.0	0.0	0.0
Prostate (185)	2	1	1	9.7	10.0	9.5
Leukemia (204-208)	0	0	0	0.0	0.0	0.0
All Other Malignant Sites	13	5	7	63.3	50.2	66.2
Endocrine, Nutritional and Metabolic Diseases (240-279)	4	1	3	19.5	10.0	28.4
Diabetes Mellitus (250)	2	0	2	9.7	0.0	18.9
Diseases of Blood and Blood-Forming Organs (280-289)	0	0	0	0.0	0.0	0.0
Mental Disorders (290-319)	1	1	0	4.9	10.0	0.0
Diseases of the Nervous System and Sense Organs (320-389)	2	2	0	9.7	20.1	0.0
Diseases of the Circulatory System (390-459)	98	44	54	477.3	441.8	510.8
Hypertensive Diseases (401-405)	4	0	4	19.5	0.0	37.8
Ischaemic Heart Disease (410-414)	37	19	18	180.2	190.8	170.3
Acute Myocardial Infarction (410)	34	18	16	165.6	180.7	151.4
Other Forms of Heart Disease (420-429)	25	10	15	121.8	100.4	141.9
Cerebrovascular Disease (430-438)	22	10	12	107.2	100.4	113.5
Diseases of The Arteries And Capillaries (440-448)	6	3	3	29.2	30.1	28.4

SELECTED VITAL STATISTICS BY RACE, BY COUNTY, 1988

ITEM	WASHINGTON					
	NUMBER			RATE		
	Total	White	Black	Total	White	Black
Cause of Death (Continued)						
Diseases of The Respiratory System (460-519)						
Influenza and Pneumonia (480-487)	13	10	3	63.3	100.4	28.4
Chronic Obstructive Pulmonary Disease (490-496)	5	4	1	24.4	40.2	9.5
	4	3	1	19.5	30.1	9.5
Diseases of The Digestive System (520-579)						
Chronic Liver Disease And Cirrhosis (571)	10	4	6	48.7	40.2	56.8
	4	1	3	19.5	10.0	28.4
Disease of The Genitourinary System (580-629)						
	6	3	3	29.2	30.1	28.4
Complications Of Pregnancy, Childbirth, And The Puerperium (630-676)						
	0	0	0	0.0	0.0	0.0
Diseases Of The Skin (680-709)						
	2	1	1	9.7	10.0	9.5
Diseases Of The Musculoskeletal System (710-739)						
	1	0	1	4.9	0.0	9.5
Congenital Anomalies (740-759)						
	0	0	0	0.0	0.0	0.0
Certain Conditions Originating In The Perinatal Period (760-779)						
Disorders Relating To Short Gestation (765)	2	0	2	9.7	0.0	18.9
	1	0	1	4.9	0.0	9.5
Symptoms, Signs, and Ill Defined Conditions (780-799)						
SIDS (798)	3	1	2	14.6	10.0	18.9
	1	0	1	4.9	0.0	9.5
Injury And Poisoning (E800-E999)						
Motor Vehicle Accidents (E810-E825)	22	11	11	107.2	110.4	104.1
All Other Accidents (E800-E807, E826-E949)	7	6	1	34.1	60.2	9.5
Suicides (E950-E959)	11	5	6	53.6	50.2	56.8
Homicides (E960-E969)	2	0	2	9.7	0.0	18.9
	2	0	2	9.7	0.0	18.9

SELECTED VITAL STATISTICS BY RACE, BY COUNTY, 1988

ITEM	WAYNE					
	NUMBER			RATE		
	Total	White	Black	Total	White	Black
TOTAL DEATHS	233	183	50	10.0	9.7	11.0
Lifestages						
INFANCY (<1)	4	3	1	12.7	12.9	12.2
NEONATAL	1	1	0	3.2	4.3	0.0
POST-NEONATAL	3	2	1	9.5	8.6	12.2
EARLY CHILDHOOD (1-4)	1	1	0	63.3	86.6	0.0
LATER CHILDHOOD (5-14)	3	1	2	74.1	31.8	220.5
ADOLESCENCE (15-19)	1	1	0	44.9	58.7	0.0
EARLY ADULTHOOD (20-29)	2	2	0	53.5	68.8	0.0
YOUNG ADULTHOOD (30-44)	16	8	8	371.0	220.9	1156.1
MIDDLE ADULTHOOD (45-59)	25	20	5	717.6	672.3	982.3
LATER ADULTHOOD (60-74)	89	70	19	3281.7	3043.5	4611.6
OLDER ADULTHOOD (>74)	92	77	15	9766.5	9649.1	10416.7
Cause of Death						
Infectious and Parasitic Diseases (001-139)	9	5	4	38.5	26.5	88.4
Neoplasms (140-239)	47	40	7	201.2	212.4	154.7
Malignant Neoplasms (140-208)	47	40	7	201.2	212.4	154.7
Stomach (151)	0	0	0	0.0	0.0	0.0
Colon (153)	2	2	0	8.6	10.6	0.0
Pancreas (157)	4	4	0	17.1	21.2	0.0
Trachea, Bronchus and Lung (162)	19	15	4	81.3	79.6	88.4
Breast (174-175)	3	3	0	12.8	15.9	0.0
Ovary (183)	1	1	0	4.3	5.3	0.0
Prostate (185)	4	3	1	17.1	15.9	22.1
Leukemia (204-208)	1	1	0	4.3	5.3	0.0
All Other Malignant Sites	13	11	2	55.7	58.4	44.2
Endocrine, Nutritional and Metabolic Diseases (240-279)	6	4	2	25.7	21.2	44.2
Diabetes Mellitus (250)	4	4	0	17.1	21.2	0.0
Diseases of Blood and Blood-Forming Organs (280-289)	1	1	0	4.3	5.3	0.0
Mental Disorders (290-319)	3	2	1	12.8	10.6	22.1
Diseases of the Nervous System and Sense Organs (320-389)	1	1	0	4.3	5.3	0.0
Diseases of the Circulatory System (390-459)	115	92	23	492.3	488.5	508.3
Hypertensive Diseases (401-405)	19	12	7	81.3	63.7	154.7
Ischaemic Heart Disease (410-414)	44	39	5	188.4	207.1	110.5
Acute Myocardial Infarction (410)	33	28	5	141.3	148.7	110.5
Other Forms of Heart Disease (420-429)	20	16	4	85.6	84.9	88.4
Cerebrovascular Disease (430-438)	28	21	7	119.9	111.5	154.7
Diseases of The Arteries And Capillaries (440-448)	4	4	0	17.1	21.2	0.0

SELECTED VITAL STATISTICS BY RACE, BY COUNTY, 1988

ITEM	WAYNE					
	NUMBER			RATE		
	Total	White	Black	Total	White	Black
Cause of Death (Continued)						
Diseases of The Respiratory System (460-519)	20	14	6	85.6	74.3	132.6
Influenza and Pneumonia (480-487)	6	4	2	25.7	21.2	44.2
Chronic Obstructive Pulmonary Disease (490-496)	11	8	3	47.1	42.5	66.3
Diseases of The Digestive System (520-579)	8	8	0	34.2	42.5	0.0
Chronic Liver Disease And Cirrhosis (571)	4	4	0	17.1	21.2	0.0
Disease of The Genitourinary System (580-629)	2	2	0	8.6	10.6	0.0
Complications Of Pregnancy, Childbirth, And The Puerperium (630-676)	0	0	0	0.0	0.0	0.0
Diseases Of The Skin (680-709)	0	0	0	0.0	0.0	0.0
Diseases Of The Musculoskeletal System (710-739)	0	0	0	0.0	0.0	0.0
Congenital Anomalies (740-759)	0	0	0	0.0	0.0	0.0
Certain Conditions Originating In The Perinatal Period (760-779)	1	1	0	4.3	5.3	0.0
Disorders Relating To Short Gestation (765)	0	0	0	0.0	0.0	0.0
Symptoms, Signs, and Ill Defined Conditions (780-799)	2	1	1	8.6	5.3	22.1
SIDS (798)	1	1	0	4.3	5.3	0.0
Injury And Poisoning (E800-E999)	18	12	6	77.1	63.7	132.6
Motor Vehicle Accidents (E810-E825)	7	6	1	30.0	31.9	22.1
All Other Accidents (E800-E807, E826-E949)	6	3	3	25.7	15.9	66.3
Suicides (E950-E959)	4	3	1	17.1	15.9	22.1
Homicides (E960-E969)	1	0	1	4.3	0.0	22.1

SELECTED VITAL STATISTICS BY RACE, BY COUNTY, 1988

ITEM	WEBSTER					
	NUMBER			RATE		
	Total	White	Black	Total	White	Black
TOTAL DEATHS	28	12	16	11.6	10.1	13.0
Lifestages						
INFANCY (<1)	2	0	2	74.1	0.0	153.8
NEONATAL	2	0	2	74.1	0.0	153.8
POST-NEONATAL	0	0	0	0.0	0.0	0.0
EARLY CHILDHOOD (1-4)	0	0	0	0.0	0.0	0.0
LATER CHILDHOOD (5-14)	1	0	1	220.8	0.0	378.8
ADOLESCENCE (15-19)	0	0	0	0.0	0.0	0.0
EARLY ADULTHOOD (20-29)	1	1	0	266.7	574.7	0.0
YOUNG ADULTHOOD (30-44)	1	0	1	250.6	0.0	568.2
MIDDLE ADULTHOOD (45-59)	2	0	2	555.6	0.0	1212.1
LATER ADULTHOOD (60-74)	8	4	4	2564.1	2105.3	3278.7
OLDER ADULTHOOD (>74)	13	7	6	11111.1	11864.4	10344.8
Cause of Death						
Infectious and Parasitic Diseases (001-139)	0	0	0	0.0	0.0	0.0
Neoplasms (140-239)	4	2	2	165.0	168.1	162.1
Malignant Neoplasms (140-208)	4	2	2	165.0	168.1	162.1
Stomach (151)	0	0	0	0.0	0.0	0.0
Colon (153)	0	0	0	0.0	0.0	0.0
Pancreas (157)	0	0	0	0.0	0.0	0.0
Trachea, Bronchus and Lung (162)	2	1	1	82.5	84.0	81.0
Breast (174-175)	0	0	0	0.0	0.0	0.0
Ovary (183)	0	0	0	0.0	0.0	0.0
Prostate (185)	0	0	0	0.0	0.0	0.0
Leukemia (204-208)	0	0	0	0.0	0.0	0.0
All Other Malignant Sites	2	1	1	82.5	84.0	81.0
Endocrine, Nutritional and Metabolic Diseases (240-279)	2	1	1	82.5	84.0	81.0
Diabetes Mellitus (250)	1	1	0	41.3	84.0	0.0
Diseases of Blood and Blood-Forming Organs (280-289)	0	0	0	0.0	0.0	0.0
Mental Disorders (290-319)	0	0	0	0.0	0.0	0.0
Diseases of the Nervous System and Sense Organs (320-389)	1	0	1	41.3	0.0	81.0
Diseases of the Circulatory System (390-459)	14	6	8	577.6	504.2	648.3
Hypertensive Diseases (401-405)	0	0	0	0.0	0.0	0.0
Ischaemic Heart Disease (410-414)	10	6	4	412.5	504.2	324.1
Acute Myocardial Infarction (410)	7	4	3	288.8	336.1	243.1
Other Forms of Heart Disease (420-429)	3	0	3	123.8	0.0	243.1
Cerebrovascular Disease (430-438)	1	0	1	41.3	0.0	81.0
Diseases of The Arteries And Capillaries (440-448)	0	0	0	0.0	0.0	0.0

SELECTED VITAL STATISTICS BY RACE, BY COUNTY, 1988

ITEM	WEBSTER					
	NUMBER			RATE		
	Total	White	Black	Total	White	Black
Cause of Death (Continued)						
Diseases of The Respiratory System (460-519)						
Influenza and Pneumonia (480-487)	1	0	1	41.3	0.0	81.0
Chronic Obstructive Pulmonary Disease (490-496)	0	0	0	0.0	0.0	0.0
Diseases of The Digestive System (520-579)						
Chronic Liver Disease And Cirrhosis (571)	1	1	0	41.3	84.0	0.0
	0	0	0	0.0	0.0	0.0
Disease of The Genitourinary System (580-629)						
	1	1	0	41.3	84.0	0.0
Complications Of Pregnancy, Childbirth, And The Puerperium (630-676)						
	0	0	0	0.0	0.0	0.0
Diseases Of The Skin (680-709)						
	0	0	0	0.0	0.0	0.0
Diseases Of The Musculoskeletal System (710-739)						
	0	0	0	0.0	0.0	0.0
Congenital Anomalies (740-759)						
	0	0	0	0.0	0.0	0.0
Certain Conditions Originating In The Perinatal Period (760-779)						
Disorders Relating To Short Gestation (765)	2	0	2	82.5	0.0	162.1
	0	0	0	0.0	0.0	0.0
Symptoms, Signs, and Ill Defined Conditions (780-799)						
SIDS (798)	0	0	0	0.0	0.0	0.0
	0	0	0	0.0	0.0	0.0
Injury And Poisoning (E800-E999)						
Motor Vehicle Accidents (E810-E825)	2	1	1	82.5	84.0	81.0
All Other Accidents (E800-E807, E826-E949)	0	0	0	0.0	0.0	0.0
Suicides (E950-E959)	1	0	1	41.3	0.0	81.0
Homicides (E960-E969)	1	1	0	41.3	84.0	0.0
	0	0	0	0.0	0.0	0.0

SELECTED VITAL STATISTICS BY RACE, BY COUNTY, 1988

ITEM	WHEELER					
	NUMBER			RATE		
	Total	White	Black	Total	White	Black
TOTAL DEATHS	45	34	11	8.9	9.6	7.3
Lifestages						
INFANCY (<1)	0	0	0	0.0	0.0	0.0
NEONATAL	0	0	0	0.0	0.0	0.0
POST-NEONATAL	0	0	0	0.0	0.0	0.0
EARLY CHILDHOOD (1-4)	0	0	0	0.0	0.0	0.0
LATER CHILDHOOD (5-14)	0	0	0	0.0	0.0	0.0
ADOLESCENCE (15-19)	0	0	0	0.0	0.0	0.0
EARLY ADULTHOOD (20-29)	4	2	2	616.3	445.4	1000.0
YOUNG ADULTHOOD (30-44)	1	1	0	118.5	161.6	0.0
MIDDLE ADULTHOOD (45-59)	5	4	1	747.4	733.9	806.5
LATER ADULTHOOD (60-74)	14	9	5	1808.8	1570.7	2487.6
OLDER ADULTHOOD (>74)	21	18	3	6885.2	7627.1	4347.8
Cause of Death						
Infectious and Parasitic Diseases (001-139)	1	0	1	19.8	0.0	66.6
Neoplasms (140-239)	8	7	1	158.5	197.4	66.6
Malignant Neoplasms (140-208)	8	7	1	158.5	197.4	66.6
Stomach (151)	0	0	0	0.0	0.0	0.0
Colon (153)	0	0	0	0.0	0.0	0.0
Pancreas (157)	0	0	0	0.0	0.0	0.0
Trachea, Bronchus and Lung (162)	4	3	1	79.3	84.6	66.6
Breast (174-175)	1	1	0	19.8	28.2	0.0
Ovary (183)	0	0	0	0.0	0.0	0.0
Prostate (185)	0	0	0	0.0	0.0	0.0
Leukemia (204-208)	0	0	0	0.0	0.0	0.0
All Other Malignant Sites	3	3	0	59.4	84.6	0.0
Endocrine, Nutritional and Metabolic Diseases (240-279)	1	1	0	19.8	28.2	0.0
Diabetes Mellitus (250)	1	1	0	19.8	28.2	0.0
Diseases of Blood and Blood-Forming Organs (280-289)	1	1	0	19.8	28.2	0.0
Mental Disorders (290-319)	0	0	0	0.0	0.0	0.0
Diseases of the Nervous System and Sense Organs (320-389)	0	0	0	0.0	0.0	0.0
Diseases of the Circulatory System (390-459)	24	18	6	475.5	507.6	399.7
Hypertensive Diseases (401-405)	0	0	0	0.0	0.0	0.0
Ischaemic Heart Disease (410-414)	14	12	2	277.4	338.4	133.2
Acute Myocardial Infarction (410)	10	8	2	198.1	225.6	133.2
Other Forms of Heart Disease (420-429)	7	3	4	138.7	84.6	266.5
Cerebrovascular Disease (430-438)	2	2	0	39.6	56.4	0.0
Diseases of The Arteries And Capillaries (440-448)	1	1	0	19.8	28.2	0.0

SELECTED VITAL STATISTICS BY RACE, BY COUNTY, 1988

ITEM	WHEELER					
	NUMBER			RATE		
	Total	White	Black	Total	White	Black
Cause of Death (Continued)						
Diseases of The Respiratory System (460-519)	2	2	0	39.6	56.4	0.0
Influenza and Pneumonia (480-487)	1	1	0	19.8	28.2	0.0
Chronic Obstructive Pulmonary Disease (490-496)	1	1	0	19.8	28.2	0.0
Diseases of The Digestive System (520-579)	1	1	0	19.8	28.2	0.0
Chronic Liver Disease And Cirrhosis (571)	1	1	0	19.8	28.2	0.0
Disease of The Genitourinary System (580-629)	2	1	1	39.6	28.2	66.6
Complications Of Pregnancy, Childbirth, And The Puerperium (630-676)	0	0	0	0.0	0.0	0.0
Diseases Of The Skin (680-709)	0	0	0	0.0	0.0	0.0
Diseases Of The Musculoskeletal System (710-739)	0	0	0	0.0	0.0	0.0
Congenital Anomalies (740-759)	0	0	0	0.0	0.0	0.0
Certain Conditions Originating In The Perinatal Period (760-779)	0	0	0	0.0	0.0	0.0
Disorders Relating To Short Gestation (765)	0	0	0	0.0	0.0	0.0
Symptoms, Signs, and Ill Defined Conditions (780-799)	0	0	0	0.0	0.0	0.0
SIDS (798)	0	0	0	0.0	0.0	0.0
Injury And Poisoning (E800-E999)	5	3	2	99.1	84.6	133.2
Motor Vehicle Accidents (E810-E825)	3	2	1	59.4	56.4	66.6
All Other Accidents (E800-E807, E826-E949)	2	1	1	39.6	28.2	66.6
Suicides (E950-E959)	0	0	0	0.0	0.0	0.0
Homicides (E960-E969)	0	0	0	0.0	0.0	0.0

SELECTED VITAL STATISTICS BY RACE, BY COUNTY, 1988

ITEM	WHITE					
	NUMBER			RATE		
	Total	White	Black	Total	White	Black
TOTAL DEATHS	98	98	0	8.6	9.0	0.0
Lifestages						
INFANCY (<1)						
NEONATAL	1	1	0	5.8	6.0	0.0
POST-NEONATAL	1	1	0	5.8	6.0	0.0
EARLY CHILDHOOD (1-4)	0	0	0	0.0	0.0	0.0
LATER CHILDHOOD (5-14)	0	0	0	0.0	0.0	0.0
ADOLESCENCE (15-19)	4	4	0	358.4	385.7	0.0
EARLY ADULTHOOD (20-29)	1	1	0	60.0	63.5	0.0
YOUNG ADULTHOOD (30-44)	7	7	0	320.8	332.7	0.0
MIDDLE ADULTHOOD (45-59)	13	13	0	780.3	801.0	0.0
LATER ADULTHOOD (60-74)	28	28	0	1675.6	1715.7	0.0
OLDER ADULTHOOD (>74)	44	44	0	6414.0	6547.6	0.0
Cause of Death						
Infectious and Parasitic Diseases (001-139)	1	1	0	8.8	9.2	0.0
Neoplasms (140-239)	25	25	0	219.5	229.2	0.0
Malignant Neoplasms (140-208)	24	24	0	210.7	220.0	0.0
Stomach (151)	1	1	0	8.8	9.2	0.0
Colon (153)	3	3	0	26.3	27.5	0.0
Pancreas (157)	2	2	0	17.6	18.3	0.0
Trachea, Bronchus and Lung (162)	7	7	0	61.5	64.2	0.0
Breast (174-175)	2	2	0	17.6	18.3	0.0
Ovary (183)	0	0	0	0.0	0.0	0.0
Prostate (185)	2	2	0	17.6	18.3	0.0
Leukemia (204-208)	2	2	0	17.6	18.3	0.0
All Other Malignant Sites	5	5	0	43.9	45.8	0.0
Endocrine, Nutritional and Metabolic Diseases (240-279)	1	1	0	8.8	9.2	0.0
Diabetes Mellitus (250)	1	1	0	8.8	9.2	0.0
Diseases of Blood and Blood-Forming Organs (280-289)	0	0	0	0.0	0.0	0.0
Mental Disorders (290-319)	0	0	0	0.0	0.0	0.0
Diseases of the Nervous System and Sense Organs (320-389)	2	2	0	17.6	18.3	0.0
Diseases of the Circulatory System (390-459)	50	50	0	439.0	458.4	0.0
Hypertensive Diseases (401-405)	0	0	0	0.0	0.0	0.0
Ischaemic Heart Disease (410-414)	23	23	0	201.9	210.9	0.0
Acute Myocardial Infarction (410)	17	17	0	149.3	155.9	0.0
Other Forms of Heart Disease (420-429)	15	15	0	131.7	137.5	0.0
Cerebrovascular Disease (430-438)	9	9	0	79.0	82.5	0.0
Diseases of The Arteries And Capillaries (440-448)	3	3	0	26.3	27.5	0.0

SELECTED VITAL STATISTICS BY RACE, BY COUNTY, 1988

ITEM	WHITE					
	NUMBER			RATE		
	Total	White	Black	Total	White	Black
Cause of Death (Continued)						
Diseases of The Respiratory System (460-519)	5	5	0	43.9	45.8	0.0
Influenza and Pneumonia (480-487)	1	1	0	8.8	9.2	0.0
Chronic Obstructive Pulmonary Disease (490-496)	3	3	0	26.3	27.5	0.0
Diseases of The Digestive System (520-579)	3	3	0	26.3	27.5	0.0
Chronic Liver Disease And Cirrhosis (571)	2	2	0	17.6	18.3	0.0
Disease of The Genitourinary System (580-629)	0	0	0	0.0	0.0	0.0
Complications Of Pregnancy, Childbirth, And The Puerperium (630-676)	0	0	0	0.0	0.0	0.0
Diseases Of The Skin (680-709)	0	0	0	0.0	0.0	0.0
Diseases Of The Musculoskeletal System (710-739)	1	1	0	8.8	9.2	0.0
Congenital Anomalies (740-759)	0	0	0	0.0	0.0	0.0
Certain Conditions Originating In The Perinatal Period (760-779)	1	1	0	8.8	9.2	0.0
Disorders Relating To Short Gestation (765)	0	0	0	0.0	0.0	0.0
Symptoms, Signs, and Ill Defined Conditions (780-799)	0	0	0	0.0	0.0	0.0
SIDS (798)	0	0	0	0.0	0.0	0.0
Injury And Poisoning (E800-E999)	9	9	0	79.0	82.5	0.0
Motor Vehicle Accidents (E810-E825)	4	4	0	35.1	36.7	0.0
All Other Accidents (E800-E807, E826-E949)	2	2	0	17.6	18.3	0.0
Suicides (E950-E959)	3	3	0	26.3	27.5	0.0
Homicides (E960-E969)	0	0	0	0.0	0.0	0.0

SELECTED VITAL STATISTICS BY RACE, BY COUNTY, 1988

ITEM	WHITFIELD					
	NUMBER			RATE		
	Total	White	Black	Total	White	Black
TOTAL DEATHS	593	565	26	7.9	7.9	7.5
Lifestages						
INFANCY (<1)	11	10	1	9.3	8.9	19.2
NEONATAL	6	6	0	5.1	5.3	0.0
POST-NEONATAL	5	4	1	4.2	3.6	19.2
EARLY CHILDHOOD (1-4)	1	1	0	21.3	22.5	0.0
LATER CHILDHOOD (5-14)	6	6	0	45.8	48.3	0.0
ADOLESCENCE (15-19)	6	5	1	87.2	76.3	304.0
EARLY ADULTHOOD (20-29)	13	13	0	101.8	107.8	0.0
YOUNG ADULTHOOD (30-44)	34	31	3	214.3	203.9	455.2
MIDDLE ADULTHOOD (45-59)	79	72	6	730.6	693.1	1411.8
LATER ADULTHOOD (60-74)	179	172	7	2472.4	2476.6	2372.9
OLDER ADULTHOOD (>74)	264	255	8	11325.6	11383.9	8791.2
Cause of Death						
Infectious and Parasitic Diseases (001-139)	11	11	0	14.7	15.4	0.0
Neoplasms (140-239)	124	118	5	165.6	165.3	143.4
Malignant Neoplasms (140-208)	121	115	5	161.6	161.1	143.4
Stomach (151)	2	2	0	2.7	2.8	0.0
Colon (153)	7	7	0	9.3	9.8	0.0
Pancreas (157)	5	5	0	6.7	7.0	0.0
Trachea, Bronchus and Lung (162)	34	34	0	45.4	47.6	0.0
Breast (174-175)	9	9	0	12.0	12.6	0.0
Ovary (183)	7	6	0	9.3	8.4	0.0
Prostate (185)	4	3	1	5.3	4.2	28.7
Leukemia (204-208)	7	7	0	9.3	9.8	0.0
All Other Malignant Sites	46	42	4	61.4	58.8	114.7
Endocrine, Nutritional and Metabolic Diseases (240-279)	17	16	1	22.7	22.4	28.7
Diabetes Mellitus (250)	15	14	1	20.0	19.6	28.7
Diseases of Blood and Blood-Forming Organs (280-289)	3	2	1	4.0	2.8	28.7
Mental Disorders (290-319)	11	10	1	14.7	14.0	28.7
Diseases of the Nervous System and Sense Organs (320-389)	11	11	0	14.7	15.4	0.0
Diseases of the Circulatory System (390-459)	254	243	11	339.2	340.4	315.5
Hypertensive Diseases (401-405)	7	6	1	9.3	8.4	28.7
Ischaemic Heart Disease (410-414)	141	138	3	188.3	193.3	86.1
Acute Myocardial Infarction (410)	78	76	2	104.2	106.5	57.4
Other Forms of Heart Disease (420-429)	46	42	4	61.4	58.8	114.7
Cerebrovascular Disease (430-438)	48	46	2	64.1	64.4	57.4
Diseases of The Arteries And Capillaries (440-448)	7	6	1	9.3	8.4	28.7

SELECTED VITAL STATISTICS BY RACE, BY COUNTY, 1988

ITEM	WHITFIELD					
	NUMBER			RATE		
	Total	White	Black	Total	White	Black
Cause of Death (Continued)						
Diseases of The Respiratory System (460-519)	70	69	0	93.5	96.7	0.0
Influenza and Pneumonia (480-487)	24	23	0	32.1	32.2	0.0
Chronic Obstructive Pulmonary Disease (490-496)	30	30	0	40.1	42.0	0.0
Diseases of The Digestive System (520-579)	16	15	1	21.4	21.0	28.7
Chronic Liver Disease And Cirrhosis (571)	4	4	0	5.3	5.6	0.0
Disease of The Genitourinary System (580-629)	11	9	2	14.7	12.6	57.4
Complications Of Pregnancy, Childbirth, And The Puerperium (630-676)	0	0	0	0.0	0.0	0.0
Diseases Of The Skin (680-709)	0	0	0	0.0	0.0	0.0
Diseases Of The Musculoskeletal System (710-739)	4	3	1	5.3	4.2	28.7
Congenital Anomalies (740-759)	3	3	0	4.0	4.2	0.0
Certain Conditions Originating In The Perinatal Period (760-779)	3	3	0	4.0	4.2	0.0
Disorders Relating To Short Gestation (765)	1	1	0	1.3	1.4	0.0
Symptoms, Signs, and Ill Defined Conditions (780-799)	4	3	1	5.3	4.2	28.7
SIDS (798)	4	3	1	5.3	4.2	28.7
Injury And Poisoning (E800-E999)	51	49	2	68.1	68.6	57.4
Motor Vehicle Accidents (E810-E825)	26	26	0	34.7	36.4	0.0
All Other Accidents (E800-E807, E826-E949)	16	15	1	21.4	21.0	28.7
Suicides (E950-E959)	6	6	0	8.0	8.4	0.0
Homicides (E960-E969)	2	1	1	2.7	1.4	28.7

SELECTED VITAL STATISTICS BY RACE, BY COUNTY, 1988

ITEM	WILCOX					
	NUMBER			RATE		
	Total	White	Black	Total	White	Black
TOTAL DEATHS	77	56	21	9.9	10.6	8.5
Lifestages						
INFANCY (<1)	1	1	0	10.0	18.9	0.0
NEONATAL	0	0	0	0.0	0.0	0.0
POST-NEONATAL	1	1	0	10.0	18.9	0.0
EARLY CHILDHOOD (1-4)	0	0	0	0.0	0.0	0.0
LATER CHILDHOOD (5-14)	0	0	0	0.0	0.0	0.0
ADOLESCENCE (15-19)	0	0	0	0.0	0.0	0.0
EARLY ADULTHOOD (20-29)	2	0	2	184.0	0.0	539.1
YOUNG ADULTHOOD (30-44)	4	3	1	315.7	317.1	311.5
MIDDLE ADULTHOOD (45-59)	6	4	2	511.9	446.4	724.6
LATER ADULTHOOD (60-74)	23	16	7	1955.8	1837.0	2295.1
OLDER ADULTHOOD (>74)	41	32	9	8333.3	9169.1	6293.7
Cause of Death						
Infectious and Parasitic Diseases (001-139)	2	1	1	25.8	19.0	40.5
Neoplasms (140-239)	16	12	4	206.6	227.6	161.8
Malignant Neoplasms (140-208)	15	11	4	193.7	208.6	161.8
Stomach (151)	1	1	0	12.9	19.0	0.0
Colon (153)	3	1	2	38.7	19.0	80.9
Pancreas (157)	0	0	0	0.0	0.0	0.0
Trachea, Bronchus and Lung (162)	4	4	0	51.6	75.9	0.0
Breast (174-175)	1	1	0	12.9	19.0	0.0
Ovary (183)	1	1	0	12.9	19.0	0.0
Prostate (185)	0	0	0	0.0	0.0	0.0
Leukemia (204-208)	1	0	1	12.9	0.0	40.5
All Other Malignant Sites	4	3	1	51.6	56.9	40.5
Endocrine, Nutritional and Metabolic Diseases (240-279)	0	0	0	0.0	0.0	0.0
Diabetes Mellitus (250)	0	0	0	0.0	0.0	0.0
Diseases of Blood and Blood-Forming Organs (280-289)	0	0	0	0.0	0.0	0.0
Mental Disorders (290-319)	0	0	0	0.0	0.0	0.0
Diseases of the Nervous System and Sense Organs (320-389)	1	1	0	12.9	19.0	0.0
Diseases of the Circulatory System (390-459)	34	23	11	439.0	436.2	445.0
Hypertensive Diseases (401-405)	2	1	1	25.8	19.0	40.5
Ischaemic Heart Disease (410-414)	20	16	4	258.2	303.4	161.8
Acute Myocardial Infarction (410)	16	13	3	206.6	246.5	121.4
Other Forms of Heart Disease (420-429)	4	1	3	51.6	19.0	121.4
Cerebrovascular Disease (430-438)	8	5	3	103.3	94.8	121.4
Diseases of The Arteries And Capillaries (440-448)	0	0	0	0.0	0.0	0.0

SELECTED VITAL STATISTICS BY RACE, BY COUNTY, 1988

ITEM	WILCOX					
	NUMBER			RATE		
	Total	White	Black	Total	White	Black
Cause of Death (Continued)						
Diseases of The Respiratory System (460-519)	11	11	0	142.0	208.6	0.0
Influenza and Pneumonia (480-487)	4	4	0	51.6	75.9	0.0
Chronic Obstructive Pulmonary Disease (490-496)	5	5	0	64.6	94.8	0.0
Diseases of The Digestive System (520-579)	1	0	1	12.9	0.0	40.5
Chronic Liver Disease And Cirrhosis (571)	0	0	0	0.0	0.0	0.0
Disease of The Genitourinary System (580-629)	2	1	1	25.8	19.0	40.5
Complications Of Pregnancy, Childbirth, And The Puerperium (630-676)	0	0	0	0.0	0.0	0.0
Diseases Of The Skin (680-709)	2	1	1	25.8	19.0	40.5
Diseases Of The Musculoskeletal System (710-739)	0	0	0	0.0	0.0	0.0
Congenital Anomalies (740-759)	0	0	0	0.0	0.0	0.0
Certain Conditions Originating In The Perinatal Period (760-779)	0	0	0	0.0	0.0	0.0
Disorders Relating To Short Gestation (765)	0	0	0	0.0	0.0	0.0
Symptoms, Signs, and Ill Defined Conditions (780-799)	2	2	0	25.8	37.9	0.0
SIDS (798)	1	1	0	12.9	19.0	0.0
Injury And Poisoning (E800-E999)	6	4	2	77.5	75.9	80.9
Motor Vehicle Accidents (E810-E825)	1	0	1	12.9	0.0	40.5
All Other Accidents (E800-E807, E826-E949)	3	3	0	38.7	56.9	0.0
Suicides (E950-E959)	2	1	1	25.8	19.0	40.5
Homicides (E960-E969)	0	0	0	0.0	0.0	0.0

SELECTED VITAL STATISTICS BY RACE, BY COUNTY, 1988

ITEM	WILKES					
	NUMBER			RATE		
	Total	White	Black	Total	White	Black
TOTAL DEATHS	139	75	64	11.6	11.6	11.6
Lifestages						
INFANCY (<1)	1	0	1	7.6	0.0	15.6
NEONATAL	1	0	1	7.6	0.0	15.6
POST-NEONATAL	0	0	0	0.0	0.0	0.0
EARLY CHILDHOOD (1-4)	0	0	0	0.0	0.0	0.0
LATER CHILDHOOD (5-14)	0	0	0	0.0	0.0	0.0
ADOLESCENCE (15-19)	1	0	1	89.3	0.0	160.5
EARLY ADULTHOOD (20-29)	4	4	0	227.4	465.7	0.0
YOUNG ADULTHOOD (30-44)	6	2	4	291.0	165.7	467.8
MIDDLE ADULTHOOD (45-59)	12	4	8	634.2	350.6	1065.2
LATER ADULTHOOD (60-74)	46	17	29	2621.1	1626.8	4084.5
OLDER ADULTHOOD (>74)	69	48	21	10298.5	11136.9	8786.6
Cause of Death						
Infectious and Parasitic Diseases (001-139)	4	1	3	33.3	15.5	54.2
Neoplasms (140-239)	28	12	16	233.4	185.6	289.2
Malignant Neoplasms (140-208)	26	12	14	216.7	185.6	253.1
Stomach (151)	0	0	0	0.0	0.0	0.0
Colon (153)	4	2	2	33.3	30.9	36.2
Pancreas (157)	1	0	1	8.3	0.0	18.1
Trachea, Bronchus and Lung (162)	5	2	3	41.7	30.9	54.2
Breast (174-175)	3	2	1	25.0	30.9	18.1
Ovary (183)	1	1	0	8.3	15.5	0.0
Prostate (185)	3	1	2	25.0	15.5	36.2
Leukemia (204-208)	2	1	1	16.7	15.5	18.1
All Other Malignant Sites	7	3	4	58.3	46.4	72.3
Endocrine, Nutritional and Metabolic Diseases (240-279)	4	3	1	33.3	46.4	18.1
Diabetes Mellitus (250)	1	0	1	8.3	0.0	18.1
Diseases of Blood and Blood-Forming Organs (280-289)	1	1	0	8.3	15.5	0.0
Mental Disorders (290-319)	2	1	1	16.7	15.5	18.1
Diseases of the Nervous System and Sense Organs (320-389)	4	2	2	33.3	30.9	36.2
Diseases of the Circulatory System (390-459)	73	39	34	608.5	603.2	614.6
Hypertensive Diseases (401-405)	5	0	5	41.7	0.0	90.4
Ischaemic Heart Disease (410-414)	36	21	15	300.1	324.8	271.1
Acute Myocardial Infarction (410)	22	14	8	183.4	216.6	144.6
Other Forms of Heart Disease (420-429)	13	7	6	108.4	108.3	108.5
Cerebrovascular Disease (430-438)	17	11	6	141.7	170.1	108.5
Diseases of The Arteries And Capillaries (440-448)	1	0	1	8.3	0.0	18.1

SELECTED VITAL STATISTICS BY RACE, BY COUNTY, 1988

ITEM	WILKES					
	NUMBER			RATE		
	Total	White	Black	Total	White	Black
Cause of Death (Continued)						
Diseases of The Respiratory System (460-519)	10	6	4	83.4	92.8	72.3
Influenza and Pneumonia (480-487)	5	4	1	41.7	61.9	18.1
Chronic Obstructive Pulmonary Disease (490-496)	4	2	2	33.3	30.9	36.2
Diseases of The Digestive System (520-579)	1	1	0	8.3	15.5	0.0
Chronic Liver Disease And Cirrhosis (571)	0	0	0	0.0	0.0	0.0
Disease of The Genitourinary System (580-629)	2	1	1	16.7	15.5	18.1
Complications Of Pregnancy, Childbirth, And The Puerperium (630-676)	0	0	0	0.0	0.0	0.0
Diseases Of The Skin (680-709)	0	0	0	0.0	0.0	0.0
Diseases Of The Musculoskeletal System (710-739)	1	1	0	8.3	15.5	0.0
Congenital Anomalies (740-759)	0	0	0	0.0	0.0	0.0
Certain Conditions Originating In The Perinatal Period (760-779)	0	0	0	0.0	0.0	0.0
Disorders Relating To Short Gestation (765)	0	0	0	0.0	0.0	0.0
Symptoms, Signs, and Ill Defined Conditions (780-799)	1	0	1	8.3	0.0	18.1
SIDS (798)	1	0	1	8.3	0.0	18.1
Injury And Poisoning (E800-E999)	8	7	1	66.7	108.3	18.1
Motor Vehicle Accidents (E810-E825)	3	3	0	25.0	46.4	0.0
All Other Accidents (E800-E807, E826-E949)	0	0	0	0.0	0.0	0.0
Suicides (E950-E959)	2	2	0	16.7	30.9	0.0
Homicides (E960-E969)	3	2	1	25.0	30.9	18.1

SELECTED VITAL STATISTICS BY RACE, BY COUNTY, 1988

ITEM	WILKINSON					
	NUMBER			RATE		
	Total	White	Black	Total	White	Black
TOTAL DEATHS	107	68	39	9.3	10.7	7.5
Lifestages						
INFANCY (<1)	1	0	1	6.0	0.0	12.0
NEONATAL	0	0	0	0.0	0.0	0.0
POST-NEONATAL	1	0	1	6.0	0.0	12.0
EARLY CHILDHOOD (1-4)	0	0	0	0.0	0.0	0.0
LATER CHILDHOOD (5-14)	0	0	0	0.0	0.0	0.0
ADOLESCENCE (15-19)	8	5	3	650.9	859.1	463.7
EARLY ADULTHOOD (20-29)	2	1	1	104.9	100.6	109.6
YOUNG ADULTHOOD (30-44)	1	0	1	50.5	0.0	131.4
MIDDLE ADULTHOOD (45-59)	11	6	5	692.7	584.8	889.7
LATER ADULTHOOD (60-74)	33	19	14	2460.8	2137.2	3097.3
OLDER ADULTHOOD (>74)	51	37	14	11943.8	14741.0	7954.5
Cause of Death						
Infectious and Parasitic Diseases (001-139)	1	1	0	8.7	15.8	0.0
Neoplasms (140-239)	15	12	3	130.2	189.1	57.9
Malignant Neoplasms (140-208)	15	12	3	130.2	189.1	57.9
Stomach (151)	0	0	0	0.0	0.0	0.0
Colon (153)	2	1	1	17.4	15.8	19.3
Pancreas (157)	1	1	0	8.7	15.8	0.0
Trachea, Bronchus and Lung (162)	4	4	0	34.7	63.0	0.0
Breast (174-175)	3	2	1	26.0	31.5	19.3
Ovary (183)	0	0	0	0.0	0.0	0.0
Prostate (185)	0	0	0	0.0	0.0	0.0
Leukemia (204-208)	0	0	0	0.0	0.0	0.0
All Other Malignant Sites	5	4	1	43.4	63.0	19.3
Endocrine, Nutritional and Metabolic Diseases (240-279)	2	2	0	17.4	31.5	0.0
Diabetes Mellitus (250)	1	1	0	8.7	15.8	0.0
Diseases of Blood and Blood-Forming Organs (280-289)	1	0	1	8.7	0.0	19.3
Mental Disorders (290-319)	1	0	1	8.7	0.0	19.3
Diseases of the Nervous System and Sense Organs (320-389)	0	0	0	0.0	0.0	0.0
Diseases of the Circulatory System (390-459)	60	34	26	520.7	535.9	502.0
Hypertensive Diseases (401-405)	4	1	3	34.7	15.8	57.9
Ischaemic Heart Disease (410-414)	37	25	12	321.1	394.0	231.7
Acute Myocardial Infarction (410)	20	14	6	173.6	220.6	115.9
Other Forms of Heart Disease (420-429)	11	6	5	95.5	94.6	96.5
Cerebrovascular Disease (430-438)	5	1	4	43.4	15.8	77.2
Diseases of The Arteries And Capillaries (440-448)	3	1	2	26.0	15.8	38.6

SELECTED VITAL STATISTICS BY RACE, BY COUNTY, 1988

ITEM	WILKINSON					
	NUMBER			RATE		
	Total	White	Black	Total	White	Black
Cause of Death (Continued)						
Diseases of The Respiratory System (460-519)	11	9	2	95.5	141.8	38.6
Influenza and Pneumonia (480-487)	6	4	2	52.1	63.0	38.6
Chronic Obstructive Pulmonary Disease (490-496)	3	3	0	26.0	47.3	0.0
Diseases of The Digestive System (520-579)	2	1	1	17.4	15.8	19.3
Chronic Liver Disease And Cirrhosis (571)	1	0	1	8.7	0.0	19.3
Disease of The Genitourinary System (580-629)	2	1	1	17.4	15.8	19.3
Complications Of Pregnancy, Childbirth, And The Puerperium (630-676)	0	0	0	0.0	0.0	0.0
Diseases Of The Skin (680-709)	1	1	0	8.7	15.8	0.0
Diseases Of The Musculoskeletal System (710-739)	0	0	0	0.0	0.0	0.0
Congenital Anomalies (740-759)	0	0	0	0.0	0.0	0.0
Certain Conditions Originating In The Perinatal Period (760-779)	0	0	0	0.0	0.0	0.0
Disorders Relating To Short Gestation (765)	0	0	0	0.0	0.0	0.0
Symptoms, Signs, and Ill Defined Conditions (780-799)	0	0	0	0.0	0.0	0.0
SIDS (798)	0	0	0	0.0	0.0	0.0
Injury And Poisoning (E800-E999)	11	7	4	95.5	110.3	77.2
Motor Vehicle Accidents (E810-E825)	7	5	2	60.7	78.8	38.6
All Other Accidents (E800-E807, E826-E949)	1	0	1	8.7	0.0	19.3
Suicides (E950-E959)	2	2	0	17.4	31.5	0.0
Homicides (E960-E969)	1	0	1	8.7	0.0	19.3

SELECTED VITAL STATISTICS BY RACE, BY COUNTY, 1988

ITEM	WORTH					
	NUMBER			RATE		
	Total	White	Black	Total	White	Black
TOTAL DEATHS	162	103	58	8.1	7.8	8.4
Lifestages						
INFANCY (<1)	5	2	3	14.2	10.3	19.0
NEONATAL	5	2	3	14.2	10.3	19.0
POST-NEONATAL	0	0	0	0.0	0.0	0.0
EARLY CHILDHOOD (1-4)	1	0	1	82.7	0.0	199.2
LATER CHILDHOOD (5-14)	0	0	0	0.0	0.0	0.0
ADOLESCENCE (15-19)	0	0	0	0.0	0.0	0.0
EARLY ADULTHOOD (20-29)	8	5	3	262.1	266.8	254.7
YOUNG ADULTHOOD (30-44)	4	0	4	107.8	0.0	407.3
MIDDLE ADULTHOOD (45-59)	17	9	8	622.7	448.0	1109.6
LATER ADULTHOOD (60-74)	53	34	18	2220.4	2026.2	2538.8
OLDER ADULTHOOD (>74)	74	53	21	9090.9	8833.3	9813.1
Cause of Death						
Infectious and Parasitic Diseases (001-139)	1	0	1	5.0	0.0	14.4
Neoplasms (140-239)	33	20	13	164.3	152.2	187.4
Malignant Neoplasms (140-208)	31	18	13	154.4	137.0	187.4
Stomach (151)	1	1	0	5.0	7.6	0.0
Colon (153)	0	0	0	0.0	0.0	0.0
Pancreas (157)	2	2	0	10.0	15.2	0.0
Trachea, Bronchus and Lung (162)	9	4	5	44.8	30.4	72.1
Breast (174-175)	4	3	1	19.9	22.8	14.4
Ovary (183)	0	0	0	0.0	0.0	0.0
Prostate (185)	3	2	1	14.9	15.2	14.4
Leukemia (204-208)	1	0	1	5.0	0.0	14.4
All Other Malignant Sites	11	6	5	54.8	45.7	72.1
Endocrine, Nutritional and Metabolic Diseases (240-279)	3	3	0	14.9	22.8	0.0
Diabetes Mellitus (250)	3	3	0	14.9	22.8	0.0
Diseases of Blood and Blood-Forming Organs (280-289)	0	0	0	0.0	0.0	0.0
Mental Disorders (290-319)	3	3	0	14.9	22.8	0.0
Diseases of the Nervous System and Sense Organs (320-389)	3	3	0	14.9	22.8	0.0
Diseases of the Circulatory System (390-459)	72	46	25	358.5	350.0	360.3
Hypertensive Diseases (401-405)	1	0	1	5.0	0.0	14.4
Ischaemic Heart Disease (410-414)	26	17	8	129.5	129.3	115.3
Acute Myocardial Infarction (410)	16	12	3	79.7	91.3	43.2
Other Forms of Heart Disease (420-429)	21	14	7	104.6	106.5	100.9
Cerebrovascular Disease (430-438)	19	14	5	94.6	106.5	72.1
Diseases of The Arteries And Capillaries (440-448)	5	1	4	24.9	7.6	57.7

SELECTED VITAL STATISTICS BY RACE, BY COUNTY, 1988

ITEM	WORTH					
	NUMBER			RATE		
	Total	White	Black	Total	White	Black
Cause of Death (Continued)						
Diseases of The Respiratory System (460-519)	19	11	8	94.6	83.7	115.3
Influenza and Pneumonia (480-487)	7	5	2	34.9	38.0	28.8
Chronic Obstructive Pulmonary Disease (490-496)	5	3	2	24.9	22.8	28.8
Diseases of The Digestive System (520-579)	2	2	0	10.0	15.2	0.0
Chronic Liver Disease And Cirrhosis (571)	0	0	0	0.0	0.0	0.0
Disease of The Genitourinary System (580-629)	4	3	1	19.9	22.8	14.4
Complications Of Pregnancy, Childbirth, And The Puerperium (630-676)	0	0	0	0.0	0.0	0.0
Diseases Of The Skin (680-709)	0	0	0	0.0	0.0	0.0
Diseases Of The Musculoskeletal System (710-739)	0	0	0	0.0	0.0	0.0
Congenital Anomalies (740-759)	1	1	0	5.0	7.6	0.0
Certain Conditions Originating In The Perinatal Period (760-779)	4	1	3	19.9	7.6	43.2
Disorders Relating To Short Gestation (765)	2	1	1	10.0	7.6	14.4
Symptoms, Signs, and Ill Defined Conditions (780-799)	3	2	1	14.9	15.2	14.4
SIDS (798)	0	0	0	0.0	0.0	0.0
Injury And Poisoning (E800-E999)	14	8	6	69.7	60.9	86.5
Motor Vehicle Accidents (E810-E825)	5	4	1	24.9	30.4	14.4
All Other Accidents (E800-E807, E826-E949)	4	2	2	19.9	15.2	28.8
Suicides (E950-E959)	3	2	1	14.9	15.2	14.4
Homicides (E960-E969)	2	0	2	10.0	0.0	28.8




FIGURE 3

CITY TABLES

SELECTED VITAL STATISTICS BY RACE, BY CITY, 1988

ITEM	ACWORTH			ADEL		
	NUMBER			NUMBER		
	Total	White	Black	Total	White	Black
TOTAL DEATHS	42	36	6	68	37	31
Lifestages						
INFANCY (<1)	0	0	0	4	0	4
NEONATAL	0	0	0	4	0	4
POST-NEONATAL	0	0	0	0	0	0
EARLY CHILDHOOD (1-4)	0	0	0	1	0	1
LATER CHILDHOOD (5-14)	1	1	0	0	0	0
ADOLESCENCE (15-19)	1	1	0	1	0	1
EARLY ADULTHOOD (20-29)	3	2	1	0	0	0
YOUNG ADULTHOOD (30-44)	4	2	2	0	0	0
MIDDLE ADULTHOOD (45-59)	6	6	0	10	5	5
LATER ADULTHOOD (60-74)	18	16	2	23	16	7
OLDER ADULTHOOD (>74)	9	8	1	29	16	13
Cause of Death						
Infectious and Parasitic Diseases (001-139)	1	0	1	1	1	0
Neoplasms (140-239)	14	12	2	18	13	5
Malignant Neoplasms (140-208)	14	12	2	18	13	5
Stomach (151)	0	0	0	2	1	1
Colon (153)	0	0	0	2	2	0
Pancreas (157)	0	0	0	1	1	0
Trachea, Bronchus and Lung (162)	3	2	1	6	4	2
Breast (174-175)	4	3	1	0	0	0
Ovary (183)	0	0	0	1	1	0
Prostate (185)	0	0	0	2	2	0
Leukemia (204-208)	0	0	0	0	0	0
All Other Malignant Sites	7	7	0	4	2	2
Endocrine, Nutritional and Metabolic Diseases (240-279)	3	2	1	1	1	0
Diabetes Mellitus (250)	3	2	1	0	0	0
Diseases of Blood and Blood-Forming Organs (280-289)	0	0	0	0	0	0
Mental Disorders (290-319)	1	1	0	0	0	0
Diseases of the Nervous System and Sense Organs (320-389)	0	0	0	1	1	0
Diseases of the Circulatory System (390-459)	12	11	1	38	21	17
Hypertensive Diseases (401-405)	0	0	0	0	0	0
Ischaemic Heart Disease (410-414)	5	4	1	14	11	3
Acute Myocardial Infarction (410)	2	1	1	9	6	3
Other Forms of Heart Disease (420-429)	2	2	0	20	9	11
Cerebrovascular Disease (430-438)	3	3	0	0	0	0
Diseases of The Arteries And Capillaries (440-448)	0	0	0	4	1	3

SELECTED VITAL STATISTICS BY RACE, BY CITY, 1988

ITEM	ACWORTH			ADEL		
	NUMBER			NUMBER		
	Total	White	Black	Total	White	Black
Cause of Death (Continued)						
Diseases of The Respiratory System (460-519)	2	2	0	0	0	0
Influenza and Pneumonia (480-487)	0	0	0	0	0	0
Chronic Obstructive Pulmonary Disease (490-496)	2	2	0	0	0	0
Diseases of The Digestive System (520-579)	1	1	0	1	0	1
Chronic Liver Disease And Cirrhosis (571)	0	0	0	0	0	0
Disease of The Genitourinary System (580-629)	2	2	0	0	0	0
Complications Of Pregnancy, Childbirth, And The Puerperium (630-676)	0	0	0	0	0	0
Diseases Of The Skin (680-709)	0	0	0	0	0	0
Diseases Of The Musculoskeletal System (710-739)	1	1	0	0	0	0
Congenital Anomalies (740-759)	0	0	0	0	0	0
Certain Conditions Originating In The Perinatal Period (760-779)	0	0	0	4	0	4
Disorders Relating To Short Gestation (765)	0	0	0	0	0	0
Symptoms, Signs, and Ill Defined Conditions (780-799)	0	0	0	0	0	0
SIDS (798)	0	0	0	0	0	0
Injury And Poisoning (E800-E999)	5	4	1	4	0	4
Motor Vehicle Accidents (E810-E825)	3	2	1	2	0	2
All Other Accidents (E800-E807, E826-E949)	0	0	0	0	0	0
Suicides (E950-E959)	1	1	0	0	0	0
Homicides (E960-E969)	1	1	0	1	0	1

SELECTED VITAL STATISTICS BY RACE, BY CITY, 1988

ITEM	ALBANY			ALPHARETTA		
	NUMBER			NUMBER		
	Total	White	Black	Total	White	Black
TOTAL DEATHS	637	304	333	62	59	3
Lifestages						
INFANCY (<1)	31	5	26	1	1	0
NEONATAL	22	4	18	0	0	0
POST-NEONATAL	9	1	8	1	1	0
EARLY CHILDHOOD (1-4)	4	0	4	0	0	0
LATER CHILDHOOD (5-14)	6	2	4	0	0	0
ADOLESCENCE (15-19)	9	4	5	0	0	0
EARLY ADULTHOOD (20-29)	20	2	18	2	2	0
YOUNG ADULTHOOD (30-44)	50	10	40	5	4	1
MIDDLE ADULTHOOD (45-59)	67	38	29	9	8	1
LATER ADULTHOOD (60-74)	176	83	93	18	18	0
OLDER ADULTHOOD (>74)	274	160	114	27	26	1
Cause of Death						
Infectious and Parasitic Diseases (001-139)	13	1	12	2	2	0
Neoplasms (140-239)	129	71	58	16	15	1
Malignant Neoplasms (140-208)	128	71	57	14	13	1
Stomach (151)	3	0	3	0	0	0
Colon (153)	7	5	2	1	1	0
Pancreas (157)	6	5	1	1	1	0
Trachea, Bronchus and Lung (162)	41	25	16	4	4	0
Breast (174-175)	6	4	2	0	0	0
Ovary (183)	4	3	1	2	2	0
Prostate (185)	8	3	5	2	1	1
Leukemia (204-208)	4	1	3	0	0	0
All Other Malignant Sites	49	25	24	4	4	0
Endocrine, Nutritional and Metabolic Diseases (240-279)	20	7	13	1	1	0
Diabetes Mellitus (250)	13	5	8	1	1	0
Diseases of Blood and Blood-Forming Organs (280-289)	4	2	2	0	0	0
Mental Disorders (290-319)	10	3	7	1	1	0
Diseases of the Nervous System and Sense Organs (320-389)	13	8	5	1	1	0
Diseases of the Circulatory System (390-459)	224	121	103	28	27	1
Hypertensive Diseases (401-405)	7	1	6	1	1	0
Ischaemic Heart Disease (410-414)	109	69	40	12	12	0
Acute Myocardial Infarction (410)	52	33	19	4	4	0
Other Forms of Heart Disease (420-429)	39	19	20	7	6	1
Cerebrovascular Disease (430-438)	52	26	26	5	5	0
Diseases of The Arteries And Capillaries (440-448)	10	6	4	2	2	0

SELECTED VITAL STATISTICS BY RACE, BY CITY, 1988

ITEM	ALBANY			ALPHARETTA		
	NUMBER			NUMBER		
	Total	White	Black	Total	White	Black
Cause of Death (Continued)						
Diseases of The Respiratory System (460-519)	53	33	20	2	2	0
Influenza and Pneumonia (480-487)	23	13	10	1	1	0
Chronic Obstructive Pulmonary Disease (490-496)	19	14	5	1	1	0
Diseases of The Digestive System (520-579)	23	13	10	3	3	0
Chronic Liver Disease And Cirrhosis (571)	7	3	4	2	2	0
Disease of The Genitourinary System (580-629)	19	4	15	3	3	0
Complications Of Pregnancy, Childbirth, And The Puerperium (630-676)	1	0	1	0	0	0
Diseases Of The Skin (680-709)	0	0	0	0	0	0
Diseases Of The Musculoskeletal System (710-739)	3	3	0	0	0	0
Congenital Anomalies (740-759)	10	4	6	0	0	0
Certain Conditions Originating In The Perinatal Period (760-779)	17	2	15	0	0	0
Disorders Relating To Short Gestation (765)	3	1	2	0	0	0
Symptoms, Signs, and Ill Defined Conditions (780-799)	25	8	17	1	1	0
SIDS (798)	4	0	4	1	1	0
Injury And Poisoning (E800-E999)	73	24	49	4	3	1
Motor Vehicle Accidents (E810-E825)	19	9	10	2	2	0
All Other Accidents (E800-E807, E826-E949)	21	8	13	1	0	1
Suicides (E950-E959)	8	5	3	0	0	0
Homicides (E960-E969)	24	2	22	1	1	0

SELECTED VITAL STATISTICS BY RACE, BY CITY, 1988

ITEM	ALMA			AMERICUS		
	NUMBER			NUMBER		
	Total	White	Black	Total	White	Black
TOTAL DEATHS	60	41	19	196	104	92
Lifestages						
INFANCY (<1)	2	0	2	3	0	3
NEONATAL	1	0	1	2	0	2
POST-NEONATAL	1	0	1	1	0	1
EARLY CHILDHOOD (1-4)	0	0	0	1	0	1
LATER CHILDHOOD (5-14)	0	0	0	2	0	2
ADOLESCENCE (15-19)	0	0	0	2	2	0
EARLY ADULTHOOD (20-29)	3	2	1	6	3	3
YOUNG ADULTHOOD (30-44)	5	2	3	8	1	7
MIDDLE ADULTHOOD (45-59)	3	1	2	21	6	15
LATER ADULTHOOD (60-74)	16	10	6	49	20	29
OLDER ADULTHOOD (>74)	31	26	5	104	72	32
Cause of Death						
Infectious and Parasitic Diseases (001-139)	0	0	0	4	2	2
Neoplasms (140-239)	7	5	2	36	14	22
Malignant Neoplasms (140-208)	7	5	2	35	14	21
Stomach (151)	0	0	0	1	0	1
Colon (153)	2	2	0	0	0	0
Pancreas (157)	0	0	0	4	0	4
Trachea, Bronchus and Lung (162)	1	1	0	8	5	3
Breast (174-175)	0	0	0	3	2	1
Ovary (183)	1	1	0	0	0	0
Prostate (185)	0	0	0	2	0	2
Leukemia (204-208)	0	0	0	2	1	1
All Other Malignant Sites	3	1	2	15	6	9
Endocrine, Nutritional and Metabolic Diseases (240-279)	3	1	2	4	1	3
Diabetes Mellitus (250)	3	1	2	3	1	2
Diseases of Blood and Blood-forming Organs (280-289)	0	0	0	4	1	3
Mental Disorders (290-319)	0	0	0	3	3	0
Diseases of the Nervous System and Sense Organs (320-389)	3	3	0	4	2	2
Diseases of the Circulatory System (390-459)	26	20	6	96	57	39
Hypertensive Diseases (401-405)	0	0	0	1	0	1
Ischaemic Heart Disease (410-414)	16	12	4	39	27	12
Acute Myocardial Infarction (410)	7	6	1	30	20	10
Other Forms of Heart Disease (420-429)	5	3	2	34	19	15
Cerebrovascular Disease (430-438)	5	5	0	18	8	10
Diseases of The Arteries And Capillaries (440-448)	0	0	0	2	2	0

SELECTED VITAL STATISTICS BY RACE, BY CITY, 1988

ITEM	ALMA			AMERICUS		
	NUMBER			NUMBER		
	Total	White	Black	Total	White	Black
Cause of Death (Continued)						
Diseases of The Respiratory System (460-519)	5	4	1	10	5	5
Influenza and Pneumonia (480-487)	4	3	1	5	3	2
Chronic Obstructive Pulmonary Disease (490-496)	0	0	0	4	2	2
Diseases of The Digestive System (520-579)	6	4	2	6	6	0
Chronic Liver Disease And Cirrhosis (571)	2	2	0	1	1	0
Disease of The Genitourinary System (580-629)	2	1	1	3	2	1
Complications Of Pregnancy, Childbirth, And The Puerperium (630-676)	0	0	0	0	0	0
Diseases Of The Skin (680-709)	0	0	0	0	0	0
Diseases Of The Musculoskeletal System (710-739)	0	0	0	1	0	1
Congenital Anomalies (740-759)	0	0	0	2	1	1
Certain Conditions Originating In The Perinatal Period (760-779)	2	0	2	1	0	1
Disorders Relating To Short Gestation (765)	0	0	0	0	0	0
Symptoms, Signs, and Ill Defined Conditions (780-799)	0	0	0	3	3	0
SIDS (798)	0	0	0	0	0	0
Injury And Poisoning (E800-E999)	6	3	3	19	7	12
Motor Vehicle Accidents (E810-E825)	1	0	1	9	4	5
All Other Accidents (E800-E807, E826-E949)	2	2	0	5	2	3
Suicides (E950-E959)	2	1	1	3	0	3
Homicides (E960-E969)	1	0	1	2	1	1

SELECTED VITAL STATISTICS BY RACE, BY CITY, 1988

ITEM	ASHBURN			ATHENS		
	NUMBER			NUMBER		
	Total	White	Black	Total	White	Black
TOTAL DEATHS	62	39	23	342	213	128
Lifestages						
INFANCY (<1)	2	0	2	5	1	4
NEONATAL	1	0	1	3	1	2
POST-NEONATAL	1	0	1	2	0	2
EARLY CHILDHOOD (1-4)	0	0	0	2	2	0
LATER CHILDHOOD (5-14)	1	0	1	2	0	2
ADOLESCENCE (15-19)	2	1	1	1	1	0
EARLY ADULTHOOD (20-29)	0	0	0	11	6	5
YOUNG ADULTHOOD (30-44)	2	1	1	14	6	7
MIDDLE ADULTHOOD (45-59)	6	3	3	34	12	22
LATER ADULTHOOD (60-74)	18	13	5	89	48	41
OLDER ADULTHOOD (>74)	31	21	10	184	137	47
Cause of Death						
Infectious and Parasitic Diseases (001-139)	2	1	1	3	1	2
Neoplasms (140-239)	13	7	6	75	47	28
Malignant Neoplasms (140-208)	12	7	5	75	47	28
Stomach (151)	0	0	0	2	0	2
Colon (153)	0	0	0	8	5	3
Pancreas (157)	0	0	0	5	3	2
Trachea, Bronchus and Lung (162)	3	2	1	8	4	4
Breast (174-175)	0	0	0	9	7	2
Ovary (183)	0	0	0	4	2	2
Prostate (185)	2	1	1	6	4	2
Leukemia (204-208)	1	1	0	2	1	1
All Other Malignant Sites	6	3	3	31	21	10
Endocrine, Nutritional and Metabolic Diseases (240-279)	0	0	0	8	4	4
Diabetes Mellitus (250)	0	0	0	4	2	2
Diseases of Blood and Blood-Forming Organs (280-289)	0	0	0	2	0	2
Mental Disorders (290-319)	0	0	0	2	2	0
Diseases of the Nervous System and Sense Organs (320-389)	2	2	0	7	4	3
Diseases of the Circulatory System (390-459)	30	21	9	159	101	58
Hypertensive Diseases (401-405)	0	0	0	6	2	4
Ischaemic Heart Disease (410-414)	19	12	7	66	49	17
Acute Myocardial Infarction (410)	15	9	6	35	26	9
Other Forms of Heart Disease (420-429)	2	1	1	50	25	25
Cerebrovascular Disease (430-438)	6	5	1	30	21	9
Diseases of The Arteries And Capillaries (440-448)	2	2	0	6	3	3

SELECTED VITAL STATISTICS BY RACE, BY CITY, 1988

ITEM	ASHBURN			ATHENS		
	NUMBER			NUMBER		
	Total	White	Black	Total	White	Black
Cause of Death (Continued)						
Diseases of The Respiratory System (460-519)	3	2	1	27	18	9
Influenza and Pneumonia (480-487)	1	0	1	11	5	6
Chronic Obstructive Pulmonary Disease (490-496)	1	1	0	11	10	1
Diseases of The Digestive System (520-579)	1	1	0	18	13	5
Chronic Liver Disease And Cirrhosis (571)	0	0	0	5	4	1
Disease of The Genitourinary System (580-629)	1	1	0	4	3	1
Complications Of Pregnancy, Childbirth, And The Puerperium (630-676)	0	0	0	0	0	0
Diseases Of The Skin (680-709)	0	0	0	0	0	0
Diseases Of The Musculoskeletal System (710-739)	0	0	0	1	0	1
Congenital Anomalies (740-759)	0	0	0	3	1	2
Certain Conditions Originating In The Perinatal Period (760-779)	2	0	2	0	0	0
Disorders Relating To Short Gestation (765)	0	0	0	0	0	0
Symptoms, Signs, and Ill Defined Conditions (780-799)	0	0	0	3	1	2
SIDS (798)	0	0	0	0	0	0
Injury And Poisoning (E800-E999)	8	4	4	30	18	11
Motor Vehicle Accidents (E810-E825)	3	1	2	10	7	3
All Other Accidents (E800-E807, E826-E949)	3	2	1	11	5	6
Suicides (E950-E959)	2	1	1	7	6	0
Homicides (E960-E969)	0	0	0	2	0	2

SELECTED VITAL STATISTICS BY RACE, BY CITY, 1988

ITEM	ATLANTA			AUGUSTA		
	NUMBER			NUMBER		
	Total	White	Black	Total	White	Black
TOTAL DEATHS	4934	1835	3088	872	445	423
Lifestages						
INFANCY (<1)	144	13	131	18	4	14
NEONATAL	90	9	81	12	2	10
POST-NEONATAL	54	4	50	6	2	4
EARLY CHILDHOOD (1-4)	19	1	18	3	0	3
LATER CHILDHOOD (5-14)	16	4	12	4	2	2
ADOLESCENCE (15-19)	40	5	34	5	2	3
EARLY ADULTHOOD (20-29)	204	31	172	27	9	18
YOUNG ADULTHOOD (30-44)	539	161	376	57	18	39
MIDDLE ADULTHOOD (45-59)	736	181	552	104	40	62
LATER ADULTHOOD (60-74)	1381	494	884	266	129	135
OLDER ADULTHOOD (>74)	1855	945	909	388	241	147
Cause of Death						
Infectious and Parasitic Diseases (001-139)	295	127	167	32	15	17
Neoplasms (140-239)	933	383	546	171	96	74
Malignant Neoplasms (140-208)	921	373	544	166	94	71
Stomach (151)	19	6	13	5	3	2
Colon (153)	62	32	29	14	8	5
Pancreas (157)	48	18	30	9	6	3
Trachea, Bronchus and Lung (162)	239	117	122	54	35	19
Breast (174-175)	91	26	64	7	2	5
Ovary (183)	18	10	7	2	2	0
Prostate (185)	72	27	45	12	1	11
Leukemia (204-208)	33	12	21	5	5	0
All Other Malignant Sites	339	125	213	58	32	26
Endocrine, Nutritional and Metabolic Diseases (240-279)	140	50	90	33	11	22
Diabetes Mellitus (250)	91	25	66	20	5	15
Diseases of Blood and Blood-Forming Organs (280-289)	21	11	10	4	3	1
Mental Disorders (290-319)	152	59	93	20	16	4
Diseases of the Nervous System and Sense Organs (320-389)	84	35	49	14	9	5
Diseases of the Circulatory System (390-459)	1877	748	1126	353	183	169
Hypertensive Diseases (401-405)	208	47	160	20	11	9
Ischaemic Heart Disease (410-414)	588	342	244	162	98	64
Acute Myocardial Infarction (410)	319	166	151	80	47	33
Other Forms of Heart Disease (420-429)	607	178	429	93	40	52
Cerebrovascular Disease (430-438)	364	136	228	63	26	37
Diseases of The Arteries And Capillaries (440-448)	58	29	29	7	4	3

SELECTED VITAL STATISTICS BY RACE, BY CITY, 1988

ITEM	ATLANTA			AUGUSTA		
	NUMBER			NUMBER		
	Total	White	Black	Total	White	Black
Cause of Death (Continued)						
Diseases of The Respiratory System (460-519)	377	153	224	80	47	31
Influenza and Pneumonia (480-487)	162	60	102	36	27	8
Chronic Obstructive Pulmonary Disease (490-496)	152	77	75	24	13	10
Diseases of The Digestive System (520-579)	170	63	107	33	18	15
Chronic Liver Disease And Cirrhosis (571)	58	19	39	3	1	2
Disease of The Genitourinary System (580-629)	158	33	125	29	10	19
Complications Of Pregnancy, Childbirth, And The Puerperium (630-676)	4	0	4	0	0	0
Diseases Of The Skin (680-709)	28	9	19	5	3	2
Diseases Of The Musculoskeletal System (710-739)	15	7	8	2	0	2
Congenital Anomalies (740-759)	37	8	29	4	1	3
Certain Conditions Originating In The Perinatal Period (760-779)	67	2	65	9	1	8
Disorders Relating To Short Gestation (765)	11	0	11	0	0	0
Symptoms, Signs, and Ill Defined Conditions (780-799)	81	14	67	7	1	6
SIDS (798)	17	1	16	0	0	0
Injury And Poisoning (E800-E999)	495	133	359	76	31	45
Motor Vehicle Accidents (E810-E825)	97	36	61	19	11	8
All Other Accidents (E800-E807, E826-E949)	139	46	92	30	10	20
Suicides (E950-E959)	49	22	26	11	8	3
Homicides (E960-E969)	200	26	173	16	2	14

SELECTED VITAL STATISTICS BY RACE, BY CITY, 1988

ITEM	AUSTELL			BAINBRIDGE		
	NUMBER			NUMBER		
	Total	White	Black	Total	White	Black
TOTAL DEATHS	65	57	8	148	74	74
Lifestages						
INFANCY (<1)	1	1	0	1	0	1
NEONATAL	1	1	0	0	0	0
POST-NEONATAL	0	0	0	1	0	1
EARLY CHILDHOOD (1-4)	0	0	0	0	0	0
LATER CHILDHOOD (5-14)	0	0	0	0	0	0
ADOLESCENCE (15-19)	0	0	0	0	0	0
EARLY ADULTHOOD (20-29)	2	1	1	6	4	2
YOUNG ADULTHOOD (30-44)	2	2	0	5	2	3
MIDDLE ADULTHOOD (45-59)	11	10	1	16	4	12
LATER ADULTHOOD (60-74)	19	17	2	43	17	26
OLDER ADULTHOOD (>74)	30	26	4	77	47	30
Cause of Death						
Infectious and Parasitic Diseases (001-139)	2	2	0	1	0	1
Neoplasms (140-239)	17	15	2	21	14	7
Malignant Neoplasms (140-208)	16	14	2	20	13	7
Stomach (151)	0	0	0	1	0	1
Colon (153)	1	0	1	2	1	1
Pancreas (157)	0	0	0	2	1	1
Trachea, Bronchus and Lung (162)	6	6	0	7	5	2
Breast (174-175)	1	1	0	1	0	1
Ovary (183)	1	1	0	0	0	0
Prostate (185)	1	1	0	0	0	0
Leukemia (204-208)	0	0	0	0	0	0
All Other Malignant Sites	6	5	1	7	6	1
Endocrine, Nutritional and Metabolic Diseases (240-279)	1	1	0	6	1	5
Diabetes Mellitus (250)	1	1	0	5	1	4
Diseases of Blood and Blood-Forming Organs (280-289)	1	1	0	1	0	1
Mental Disorders (290-319)	1	0	1	6	4	2
Diseases of the Nervous System and Sense Organs (320-389)	2	2	0	3	1	2
Diseases of the Circulatory System (390-459)	28	25	3	76	39	37
Hypertensive Diseases (401-405)	3	2	1	2	0	2
Ischaemic Heart Disease (410-414)	13	13	0	27	16	11
Acute Myocardial Infarction (410)	3	3	0	20	10	10
Other Forms of Heart Disease (420-429)	6	5	1	16	7	9
Cerebrovascular Disease (430-438)	5	4	1	26	14	12
Diseases of The Arteries And Capillaries (440-448)	1	1	0	4	2	2

SELECTED VITAL STATISTICS BY RACE, BY CITY, 1988

ITEM	AUSTELL			BAINBRIDGE		
	NUMBER			NUMBER		
	Total	White	Black	Total	White	Black
Cause of Death (Continued)						
Diseases of The Respiratory System (460-519)	1	1	0	12	7	5
Influenza and Pneumonia (480-487)	0	0	0	3	2	1
Chronic Obstructive Pulmonary Disease (490-496)	1	1	0	6	3	3
Diseases of The Digestive System (520-579)	5	4	1	4	1	3
Chronic Liver Disease And Cirrhosis (571)	2	1	1	1	0	1
Disease of The Genitourinary System (580-629)	0	0	0	6	1	5
Complications Of Pregnancy, Childbirth, And The Puerperium (630-676)	0	0	0	0	0	0
Diseases Of The Skin (680-709)	0	0	0	0	0	0
Diseases Of The Musculoskeletal System (710-739)	0	0	0	0	0	0
Congenital Anomalies (740-759)	0	0	0	0	0	0
Certain Conditions Originating In The Perinatal Period (760-779)	1	1	0	0	0	0
Disorders Relating To Short Gestation (765)	0	0	0	0	0	0
Symptoms, Signs, and Ill Defined Conditions (780-799)	0	0	0	0	0	0
SIDS (798)	0	0	0	0	0	0
Injury And Poisoning (E800-E999)	6	5	1	12	6	6
Motor Vehicle Accidents (E810-E825)	2	2	0	3	2	1
All Other Accidents (E800-E807, E826-E949)	1	1	0	6	2	4
Suicides (E950-E959)	1	1	0	2	1	1
Homicides (E960-E969)	2	1	1	1	1	0

SELECTED VITAL STATISTICS BY RACE, BY CITY, 1988

ITEM	BARNESVILLE			BAXLEY		
	NUMBER			NUMBER		
	Total	White	Black	Total	White	Black
TOTAL DEATHS	74	49	25	39	34	5
Lifestages						
INFANCY (<1)	3	1	2	1	1	0
NEONATAL	1	0	1	1	1	0
POST-NEONATAL	2	1	1	0	0	0
EARLY CHILDHOOD (1-4)	0	0	0	0	0	0
LATER CHILDHOOD (5-14)	0	0	0	0	0	0
ADOLESCENCE (15-19)	0	0	0	1	1	0
EARLY ADULTHOOD (20-29)	4	1	3	1	1	0
YOUNG ADULTHOOD (30-44)	6	3	3	3	3	0
MIDDLE ADULTHOOD (45-59)	7	2	5	4	4	0
LATER ADULTHOOD (60-74)	21	12	9	8	8	0
OLDER ADULTHOOD (>74)	33	30	3	21	16	5
Cause of Death						
Infectious and Parasitic Diseases (001-139)	1	1	0	0	0	0
Neoplasms (140-239)	8	4	4	6	6	0
Malignant Neoplasms (140-208)	8	4	4	6	6	0
Stomach (151)	0	0	0	0	0	0
Colon (153)	1	0	1	0	0	0
Pancreas (157)	0	0	0	0	0	0
Trachea, Bronchus and Lung (162)	1	1	0	1	1	0
Breast (174-175)	0	0	0	1	1	0
Ovary (183)	0	0	0	0	0	0
Prostate (185)	1	0	1	1	1	0
Leukemia (204-208)	0	0	0	1	1	0
All Other Malignant Sites	5	3	2	2	2	0
Endocrine, Nutritional and Metabolic Diseases (240-279)	2	1	1	0	0	0
Diabetes Mellitus (250)	2	1	1	0	0	0
Diseases of Blood and Blood-Forming Organs (280-289)	2	1	1	0	0	0
Mental Disorders (290-319)	0	0	0	1	1	0
Diseases of the Nervous System and Sense Organs (320-389)	1	1	0	0	0	0
Diseases of the Circulatory System (390-459)	31	24	7	19	16	3
Hypertensive Diseases (401-405)	1	0	1	1	0	1
Ischaemic Heart Disease (410-414)	9	8	1	10	9	1
Acute Myocardial Infarction (410)	7	7	0	8	7	1
Other Forms of Heart Disease (420-429)	7	5	2	4	4	0
Cerebrovascular Disease (430-438)	10	9	1	3	2	1
Diseases of The Arteries And Capillaries (440-448)	1	1	0	1	1	0

SELECTED VITAL STATISTICS BY RACE, BY CITY, 1988

ITEM	BARNESVILLE			BAXLEY		
	NUMBER			NUMBER		
	Total	White	Black	Total	White	Black
Cause of Death (Continued)						
Diseases of The Respiratory System (460-519)	8	6	2	3	2	1
Influenza and Pneumonia (480-487)	6	4	2	1	1	0
Chronic Obstructive Pulmonary Disease (490-496)	1	1	0	2	1	1
Diseases of The Digestive System (520-579)	4	1	3	1	1	0
Chronic Liver Disease And Cirrhosis (571)	2	0	2	1	1	0
Disease of The Genitourinary System (580-629)	5	5	0	2	1	1
Complications Of Pregnancy, Childbirth, And The Puerperium (630-676)	0	0	0	0	0	0
Diseases Of The Skin (680-709)	0	0	0	0	0	0
Diseases Of The Musculoskeletal System (710-739)	0	0	0	1	1	0
Congenital Anomalies (740-759)	1	0	1	0	0	0
Certain Conditions Originating In The Perinatal Period (760-779)	1	0	1	1	1	0
Disorders Relating To Short Gestation (765)	0	0	0	0	0	0
Symptoms, Signs, and Ill Defined Conditions (780-799)	1	0	1	0	0	0
SIDS (798)	1	0	1	0	0	0
Injury And Poisoning (E800-E999)	9	5	4	5	5	0
Motor Vehicle Accidents (E810-E825)	2	1	1	3	3	0
All Other Accidents (E800-E807, E826-E949)	3	2	1	0	0	0
Suicides (E950-E959)	2	1	1	2	2	0
Homicides (E960-E969)	2	1	1	0	0	0

SELECTED VITAL STATISTICS BY RACE, BY CITY, 1988

ITEM	BLACKSHEAR			BLAKELY		
	NUMBER			NUMBER		
	Total	White	Black	Total	White	Black
TOTAL DEATHS	51	44	7	65	39	26
Lifestages						
INFANCY (<1)	1	1	0	3	1	2
NEONATAL	1	1	0	2	0	2
POST-NEONATAL	0	0	0	1	1	0
EARLY CHILDHOOD (1-4)	0	0	0	0	0	0
LATER CHILDHOOD (5-14)	0	0	0	1	0	1
ADOLESCENCE (15-19)	0	0	0	0	0	0
EARLY ADULTHOOD (20-29)	0	0	0	0	0	0
YOUNG ADULTHOOD (30-44)	1	1	0	3	0	3
MIDDLE ADULTHOOD (45-59)	3	2	1	3	3	0
LATER ADULTHOOD (60-74)	20	18	2	19	13	6
OLDER ADULTHOOD (>74)	26	22	4	36	22	14
Cause of Death						
Infectious and Parasitic Diseases (001-139)	0	0	0	0	0	0
Neoplasms (140-239)	10	10	0	13	10	3
Malignant Neoplasms (140-208)	10	10	0	13	10	3
Stomach (151)	0	0	0	1	1	0
Colon (153)	2	2	0	1	0	1
Pancreas (157)	1	1	0	0	0	0
Trachea, Bronchus and Lung (162)	3	3	0	1	1	0
Breast (174-175)	2	2	0	0	0	0
Ovary (183)	0	0	0	1	1	0
Prostate (185)	0	0	0	3	3	0
Leukemia (204-208)	0	0	0	2	1	1
All Other Malignant Sites	2	2	0	4	3	1
Endocrine, Nutritional and Metabolic Diseases (240-279)	4	3	1	3	3	0
Diabetes Mellitus (250)	2	2	0	2	2	0
Diseases of Blood and Blood-Forming Organs (280-289)	0	0	0	0	0	0
Mental Disorders (290-319)	1	1	0	0	0	0
Diseases of the Nervous System and Sense Organs (320-389)	2	2	0	0	0	0
Diseases of the Circulatory System (390-459)	20	18	2	33	18	15
Hypertensive Diseases (401-405)	1	1	0	1	0	1
Ischaemic Heart Disease (410-414)	6	6	0	17	13	4
Acute Myocardial Infarction (410)	6	6	0	10	8	2
Other Forms of Heart Disease (420-429)	3	3	0	5	2	3
Cerebrovascular Disease (430-438)	6	5	1	8	3	5
Diseases of The Arteries And Capillaries (440-448)	3	2	1	1	0	1

SELECTED VITAL STATISTICS BY RACE, BY CITY, 1988

ITEM	BLACKSHEAR			BLAKELY		
	NUMBER			NUMBER		
	Total	White	Black	Total	White	Black
Cause of Death (Continued)						
Diseases of The Respiratory System (460-519)	7	6	1	8	4	4
Influenza and Pneumonia (480-487)	1	1	0	3	1	2
Chronic Obstructive Pulmonary Disease (490-496)	6	5	1	4	3	1
Diseases of The Digestive System (520-579)	0	0	0	0	0	0
Chronic Liver Disease And Cirrhosis (571)	0	0	0	0	0	0
Disease of The Genitourinary System (580-629)	3	1	2	3	2	1
Complications Of Pregnancy, Childbirth, And The Puerperium (630-676)	0	0	0	0	0	0
Diseases Of The Skin (680-709)	0	0	0	0	0	0
Diseases Of The Musculoskeletal System (710-739)	0	0	0	0	0	0
Congenital Anomalies (740-759)	0	0	0	0	0	0
Certain Conditions Originating In The Perinatal Period (760-779)	1	1	0	2	0	2
Disorders Relating To Short Gestation (765)	0	0	0	0	0	0
Symptoms, Signs, and Ill Defined Conditions (780-799)	0	0	0	2	1	1
SIDS (798)	0	0	0	1	1	0
Injury And Poisoning (E800-E999)	3	2	1	1	1	0
Motor Vehicle Accidents (E810-E825)	2	1	1	1	1	0
All Other Accidents (E800-E807, E826-E949)	0	0	0	0	0	0
Suicides (E950-E959)	1	1	0	0	0	0
Homicides (E960-E969)	0	0	0	0	0	0

SELECTED VITAL STATISTICS BY RACE, BY CITY, 1988

ITEM	BREMEN			BRUNSWICK		
	NUMBER			NUMBER		
	Total	White	Black	Total	White	Black
TOTAL DEATHS	48	43	5	241	131	109
Lifestages						
INFANCY (<1)	0	0	0	14	6	8
NEONATAL	0	0	0	7	3	4
POST-NEONATAL	0	0	0	7	3	4
EARLY CHILDHOOD (1-4)	0	0	0	2	2	0
LATER CHILDHOOD (5-14)	0	0	0	1	1	0
ADOLESCENCE (15-19)	0	0	0	2	1	1
EARLY ADULTHOOD (20-29)	0	0	0	11	2	8
YOUNG ADULTHOOD (30-44)	2	1	1	11	6	5
MIDDLE ADULTHOOD (45-59)	4	2	2	32	16	16
LATER ADULTHOOD (60-74)	13	12	1	75	41	34
OLDER ADULTHOOD (>74)	29	28	1	93	56	37
Cause of Death						
Infectious and Parasitic Diseases (001-139)	0	0	0	7	1	6
Neoplasms (140-239)	12	11	1	54	29	25
Malignant Neoplasms (140-208)	12	11	1	54	29	25
Stomach (151)	0	0	0	1	0	1
Colon (153)	0	0	0	1	1	0
Pancreas (157)	0	0	0	4	1	3
Trachea, Bronchus and Lung (162)	3	3	0	22	13	9
Breast (174-175)	1	0	1	1	1	0
Ovary (183)	0	0	0	2	1	1
Prostate (185)	0	0	0	2	1	1
Leukemia (204-208)	1	1	0	3	2	1
All Other Malignant Sites	7	7	0	18	9	9
Endocrine, Nutritional and Metabolic Diseases (240-279)	0	0	0	5	2	3
Diabetes Mellitus (250)	0	0	0	3	2	1
Diseases of Blood and Blood-Forming Organs (280-289)	0	0	0	1	0	1
Mental Disorders (290-319)	0	0	0	1	1	0
Diseases of the Nervous System and Sense Organs (320-389)	1	1	0	5	4	1
Diseases of the Circulatory System (390-459)	22	19	3	109	59	50
Hypertensive Diseases (401-405)	0	0	0	4	0	4
Ischaemic Heart Disease (410-414)	12	9	3	41	28	13
Acute Myocardial Infarction (410)	9	7	2	18	15	3
Other Forms of Heart Disease (420-429)	5	5	0	37	19	18
Cerebrovascular Disease (430-438)	2	2	0	14	5	9
Diseases of The Arteries And Capillaries (440-448)	3	3	0	11	7	4

SELECTED VITAL STATISTICS BY RACE, BY CITY, 1988

ITEM	BREMEN			BRUNSWICK		
	NUMBER			NUMBER		
	Total	White	Black	Total	White	Black
Cause of Death (Continued)						
Diseases of The Respiratory System (460-519)	10	10	0	18	12	6
Influenza and Pneumonia (480-487)	7	7	0	3	1	2
Chronic Obstructive Pulmonary Disease (490-496)	1	1	0	13	10	3
Diseases of The Digestive System (520-579)	2	2	0	5	4	1
Chronic Liver Disease And Cirrhosis (571)	0	0	0	3	3	0
Disease of The Genitourinary System (580-629)	0	0	0	3	0	3
Complications Of Pregnancy, Childbirth, And The Puerperium (630-676)	0	0	0	1	1	0
Diseases Of The Skin (680-709)	0	0	0	0	0	0
Diseases Of The Musculoskeletal System (710-739)	0	0	0	1	0	1
Congenital Anomalies (740-759)	0	0	0	2	1	1
Certain Conditions Originating In The Perinatal Period (760-779)	0	0	0	6	3	3
Disorders Relating To Short Gestation (765)	0	0	0	0	0	0
Symptoms, Signs, and Ill Defined Conditions (780-799)	0	0	0	3	1	2
SIDS (798)	0	0	0	2	0	2
Injury And Poisoning (E800-E999)	1	0	1	20	13	6
Motor Vehicle Accidents (E810-E825)	0	0	0	7	6	1
All Other Accidents (E800-E807, E826-E949)	0	0	0	5	4	1
Suicides (E950-E959)	0	0	0	2	1	0
Homicides (E960-E969)	1	0	1	5	2	3

SELECTED VITAL STATISTICS BY RACE, BY CITY, 1988

ITEM	BUFORD			CAIRO		
	NUMBER			NUMBER		
	Total	White	Black	Total	White	Black
TOTAL DEATHS	78	64	14	114	68	46
Lifestages						
INFANCY (<1)	2	2	0	1	0	1
NEONATAL	2	2	0	1	0	1
POST-NEONATAL	0	0	0	0	0	0
EARLY CHILDHOOD (1-4)	0	0	0	0	0	0
LATER CHILDHOOD (5-14)	1	1	0	0	0	0
ADOLESCENCE (15-19)	1	1	0	2	2	0
EARLY ADULTHOOD (20-29)	3	1	2	3	2	1
YOUNG ADULTHOOD (30-44)	7	4	3	5	1	4
MIDDLE ADULTHOOD (45-59)	13	7	6	15	4	11
LATER ADULTHOOD (60-74)	18	17	1	31	16	15
OLDER ADULTHOOD (>74)	33	31	2	57	43	14
Cause of Death						
Infectious and Parasitic Diseases (001-139)	2	1	1	4	0	4
Neoplasms (140-239)	14	10	4	21	12	9
Malignant Neoplasms (140-208)	14	10	4	21	12	9
Stomach (151)	0	0	0	1	0	1
Colon (153)	2	1	1	0	0	0
Pancreas (157)	3	2	1	1	0	1
Trachea, Bronchus and Lung (162)	5	4	1	7	5	2
Breast (174-175)	1	0	1	2	0	2
Ovary (183)	1	1	0	0	0	0
Prostate (185)	1	1	0	1	1	0
Leukemia (204-208)	0	0	0	0	0	0
All Other Malignant Sites	1	1	0	9	6	3
Endocrine, Nutritional and Metabolic Diseases (240-279)	4	3	1	7	5	2
Diabetes Mellitus (250)	3	2	1	6	4	2
Diseases of Blood and Blood-Forming Organs (280-289)	0	0	0	0	0	0
Mental Disorders (290-319)	0	0	0	1	0	1
Diseases of the Nervous System and Sense Organs (320-389)	1	1	0	4	3	1
Diseases of the Circulatory System (390-459)	33	28	5	51	33	18
Hypertensive Diseases (401-405)	2	1	1	1	0	1
Ischaemic Heart Disease (410-414)	14	14	0	22	16	6
Acute Myocardial Infarction (410)	12	12	0	15	10	5
Other Forms of Heart Disease (420-429)	6	5	1	13	8	5
Cerebrovascular Disease (430-438)	8	5	3	14	8	6
Diseases of The Arteries And Capillaries (440-448)	2	2	0	0	0	0

SELECTED VITAL STATISTICS BY RACE, BY CITY, 1988

ITEM	BUFORD			CAIRO		
	NUMBER			NUMBER		
	Total	White	Black	Total	White	Black
Cause of Death (Continued)						
Diseases of The Respiratory System (460-519)	13	12	1	4	3	1
Influenza and Pneumonia (480-487)	8	8	0	3	2	1
Chronic Obstructive Pulmonary Disease (490-496)	4	3	1	0	0	0
Diseases of The Digestive System (520-579)	1	1	0	3	2	1
Chronic Liver Disease And Cirrhosis (571)	0	0	0	0	0	0
Disease of The Genitourinary System (580-629)	0	0	0	2	0	2
Complications Of Pregnancy, Childbirth, And The Puerperium (630-676)	0	0	0	0	0	0
Diseases Of The Skin (680-709)	0	0	0	0	0	0
Diseases Of The Musculoskeletal System (710-739)	0	0	0	0	0	0
Congenital Anomalies (740-759)	2	2	0	1	0	1
Certain Conditions Originating In The Perinatal Period (760-779)	0	0	0	0	0	0
Disorders Relating To Short Gestation (765)	0	0	0	0	0	0
Symptoms, Signs, and Ill Defined Conditions (780-799)	0	0	0	5	2	3
SIDS (798)	0	0	0	0	0	0
Injury And Poisoning (E800-E999)	8	6	2	11	8	3
Motor Vehicle Accidents (E810-E825)	5	4	1	3	2	1
All Other Accidents (E800-E807, E826-E949)	0	0	0	6	5	1
Suicides (E950-E959)	2	2	0	2	1	1
Homicides (E960-E969)	1	0	1	0	0	0

SELECTED VITAL STATISTICS BY RACE, BY CITY, 1988

ITEM	CALHOUN			CAMILLA		
	NUMBER			NUMBER		
	Total	White	Black	Total	White	Black
TOTAL DEATHS	120	112	8	64	28	36
Lifestages						
INFANCY (<1)	2	2	0	0	0	0
NEONATAL	1	1	0	0	0	0
POST-NEONATAL	1	1	0	0	0	0
EARLY CHILDHOOD (1-4)	0	0	0	0	0	0
LATER CHILDHOOD (5-14)	0	0	0	0	0	0
ADOLESCENCE (15-19)	1	0	1	0	0	0
EARLY ADULTHOOD (20-29)	4	3	1	2	1	1
YOUNG ADULTHOOD (30-44)	2	2	0	4	2	2
MIDDLE ADULTHOOD (45-59)	18	14	4	6	1	5
LATER ADULTHOOD (60-74)	37	37	0	22	6	16
OLDER ADULTHOOD (>74)	56	54	2	30	18	12
Cause of Death						
Infectious and Parasitic Diseases (001-139)	3	2	1	0	0	0
Neoplasms (140-239)	27	24	3	16	9	7
Malignant Neoplasms (140-208)	27	24	3	16	9	7
Stomach (151)	0	0	0	0	0	0
Colon (153)	2	2	0	0	0	0
Pancreas (157)	2	1	1	0	0	0
Trachea, Bronchus and Lung (162)	9	8	1	8	4	4
Breast (174-175)	4	3	1	2	2	0
Ovary (183)	1	1	0	0	0	0
Prostate (185)	2	2	0	1	0	1
Leukemia (204-208)	0	0	0	2	2	0
All Other Malignant Sites	7	7	0	3	1	2
Endocrine, Nutritional and Metabolic Diseases (240-279)	4	3	1	1	0	1
Diabetes Mellitus (250)	3	2	1	1	0	1
Diseases of Blood and Blood-Forming Organs (280-289)	1	1	0	0	0	0
Mental Disorders (290-319)	2	2	0	0	0	0
Diseases of the Nervous System and Sense Organs (320-389)	2	2	0	1	1	0
Diseases of the Circulatory System (390-459)	43	42	1	30	12	18
Hypertensive Diseases (401-405)	2	2	0	1	0	1
Ischaemic Heart Disease (410-414)	19	19	0	18	8	10
Acute Myocardial Infarction (410)	10	10	0	15	6	9
Other Forms of Heart Disease (420-429)	9	9	0	1	0	1
Cerebrovascular Disease (430-438)	8	8	0	9	4	5
Diseases of The Arteries And Capillaries (440-448)	4	4	0	0	0	0

SELECTED VITAL STATISTICS BY RACE, BY CITY, 1988

ITEM	CALHOUN			CAMILLA		
	NUMBER			NUMBER		
	Total	White	Black	Total	White	Black
Cause of Death (Continued)						
Diseases of The Respiratory System (460-519)	10	10	0	5	2	3
Influenza and Pneumonia (480-487)	3	3	0	2	2	0
Chronic Obstructive Pulmonary Disease (490-496)	4	4	0	2	0	2
Diseases of The Digestive System (520-579)	7	7	0	2	1	1
Chronic Liver Disease And Cirrhosis (571)	2	2	0	1	0	1
Disease of The Genitourinary System (580-629)	4	4	0	3	0	3
Complications Of Pregnancy, Childbirth, And The Puerperium (630-676)	0	0	0	0	0	0
Diseases Of The Skin (680-709)	1	1	0	0	0	0
Diseases Of The Musculoskeletal System (710-739)	0	0	0	0	0	0
Congenital Anomalies (740-759)	0	0	0	0	0	0
Certain Conditions Originating In The Perinatal Period (760-779)	1	1	0	0	0	0
Disorders Relating To Short Gestation (765)	0	0	0	0	0	0
Symptoms, Signs, and Ill Defined Conditions (780-799)	0	0	0	0	0	0
SIDS (798)	0	0	0	0	0	0
Injury And Poisoning (E800-E999)	15	13	2	6	3	3
Motor Vehicle Accidents (E810-E825)	6	5	1	2	1	1
All Other Accidents (E800-E807, E826-E949)	6	6	0	2	0	2
Suicides (E950-E959)	1	1	0	1	1	0
Homicides (E960-E969)	2	1	1	0	0	0

SELECTED VITAL STATISTICS BY RACE, BY CITY, 1988

ITEM	CANTON			CARROLLTON		
	NUMBER			NUMBER		
	Total	White	Black	Total	White	Black
TOTAL DEATHS	59	55	4	153	117	36
Lifestages						
INFANCY (<1)	1	1	0	3	2	1
NEONATAL	1	1	0	2	1	1
POST-NEONATAL	0	0	0	1	1	0
EARLY CHILDHOOD (1-4)	0	0	0	0	0	0
LATER CHILDHOOD (5-14)	0	0	0	0	0	0
ADOLESCENCE (15-19)	0	0	0	0	0	0
EARLY ADULTHOOD (20-29)	0	0	0	3	2	1
YOUNG ADULTHOOD (30-44)	6	6	0	3	2	1
MIDDLE ADULTHOOD (45-59)	4	4	0	12	6	6
LATER ADULTHOOD (60-74)	15	12	3	64	51	13
OLDER ADULTHOOD (>74)	33	32	1	68	54	14
Cause of Death						
Infectious and Parasitic Diseases (001-139)	1	1	0	3	3	0
Neoplasms (140-239)	13	12	1	41	33	8
Malignant Neoplasms (140-208)	12	11	1	38	32	6
Stomach (151)	0	0	0	1	0	1
Colon (153)	1	1	0	4	4	0
Pancreas (157)	0	0	0	0	0	0
Trachea, Bronchus and Lung (162)	4	3	1	12	11	1
Breast (174-175)	0	0	0	3	3	0
Ovary (183)	0	0	0	2	2	0
Prostate (185)	1	1	0	0	0	0
Leukemia (204-208)	0	0	0	0	0	0
All Other Malignant Sites	6	6	0	16	12	4
Endocrine, Nutritional and Metabolic Diseases (240-279)	1	0	1	1	0	1
Diabetes Mellitus (250)	1	0	1	1	0	1
Diseases of Blood and Blood-Forming Organs (280-289)	0	0	0	0	0	0
Mental Disorders (290-319)	1	1	0	0	0	0
Diseases of the Nervous System and Sense Organs (320-389)	1	1	0	0	0	0
Diseases of the Circulatory System (390-459)	27	25	2	78	61	17
Hypertensive Diseases (401-405)	0	0	0	0	0	0
Ischaemic Heart Disease (410-414)	12	12	0	44	35	9
Acute Myocardial Infarction (410)	6	6	0	22	20	2
Other Forms of Heart Disease (420-429)	5	4	1	14	12	2
Cerebrovascular Disease (430-438)	9	8	1	16	11	5
Diseases of The Arteries And Capillaries (440-448)	1	1	0	3	3	0

SELECTED VITAL STATISTICS BY RACE, BY CITY, 1988

ITEM	CANTON			CARROLLTON		
	NUMBER			NUMBER		
	Total	White	Black	Total	White	Black
Cause of Death (Continued)						
Diseases of The Respiratory System (460-519)	7	7	0	8	7	1
Influenza and Pneumonia (480-487)	7	7	0	2	1	1
Chronic Obstructive Pulmonary Disease (490-496)	0	0	0	3	3	0
Diseases of The Digestive System (520-579)	2	2	0	4	2	2
Chronic Liver Disease And Cirrhosis (571)	1	1	0	0	0	0
Disease of The Genitourinary System (580-629)	0	0	0	2	2	0
Complications Of Pregnancy, Childbirth, And The Puerperium (630-676)	0	0	0	0	0	0
Diseases Of The Skin (680-709)	0	0	0	0	0	0
Diseases Of The Musculoskeletal System (710-739)	0	0	0	1	1	0
Congenital Anomalies (740-759)	1	1	0	2	0	2
Certain Conditions Originating In The Perinatal Period (760-779)	0	0	0	1	1	0
Disorders Relating To Short Gestation (765)	0	0	0	0	0	0
Symptoms, Signs, and Ill Defined Conditions (780-799)	1	1	0	2	2	0
SIDS (798)	0	0	0	1	1	0
Injury And Poisoning (E800-E999)	4	4	0	10	5	5
Motor Vehicle Accidents (E810-E825)	3	3	0	7	3	4
All Other Accidents (E800-E807, E826-E949)	0	0	0	2	2	0
Suicides (E950-E959)	1	1	0	0	0	0
Homicides (E960-E969)	0	0	0	1	0	1

SELECTED VITAL STATISTICS BY RACE, BY CITY, 1988

ITEM	CARTERSVILLE			CEDARTOWN		
	NUMBER			NUMBER		
	Total	White	Black	Total	White	Black
TOTAL DEATHS	140	111	29	137	106	31
Lifestages						
INFANCY (<1)	1	1	0	1	0	1
NEONATAL	1	1	0	1	0	1
POST-NEONATAL	0	0	0	0	0	0
EARLY CHILDHOOD (1-4)	0	0	0	0	0	0
LATER CHILDHOOD (5-14)	0	0	0	0	0	0
ADOLESCENCE (15-19)	2	1	1	1	1	0
EARLY ADULTHOOD (20-29)	7	4	3	2	1	1
YOUNG ADULTHOOD (30-44)	9	5	4	5	2	3
MIDDLE ADULTHOOD (45-59)	10	9	1	18	14	4
LATER ADULTHOOD (60-74)	35	31	4	50	40	10
OLDER ADULTHOOD (>74)	76	60	16	60	48	12
Cause of Death						
Infectious and Parasitic Diseases (001-139)	2	1	1	4	3	1
Neoplasms (140-239)	32	22	10	34	29	5
Malignant Neoplasms (140-208)	32	22	10	33	28	5
Stomach (151)	2	2	0	0	0	0
Colon (153)	1	0	1	4	4	0
Pancreas (157)	3	3	0	3	3	0
Trachea, Bronchus and Lung (162)	12	8	4	11	9	2
Breast (174-175)	2	1	1	3	2	1
Ovary (183)	1	1	0	0	0	0
Prostate (185)	3	2	1	0	0	0
Leukemia (204-208)	1	0	1	2	2	0
All Other Malignant Sites	7	5	2	10	8	2
Endocrine, Nutritional and Metabolic Diseases (240-279)	1	1	0	2	2	0
Diabetes Mellitus (250)	0	0	0	2	2	0
Diseases of Blood and Blood-Forming Organs (280-289)	0	0	0	0	0	0
Mental Disorders (290-319)	3	2	1	0	0	0
Diseases of the Nervous System and Sense Organs (320-389)	6	4	2	2	1	1
Diseases of the Circulatory System (390-459)	66	54	12	59	42	17
Hypertensive Diseases (401-405)	5	2	3	0	0	0
Ischaemic Heart Disease (410-414)	26	23	3	35	25	10
Acute Myocardial Infarction (410)	15	13	2	23	18	5
Other Forms of Heart Disease (420-429)	22	18	4	10	6	4
Cerebrovascular Disease (430-438)	12	10	2	11	8	3
Diseases of The Arteries And Capillaries (440-448)	1	1	0	2	2	0

SELECTED VITAL STATISTICS BY RACE, BY CITY, 1988

ITEM	CARTERSVILLE			CEDARTOWN		
	NUMBER			NUMBER		
	Total	White	Black	Total	White	Black
Cause of Death (Continued)						
Diseases of The Respiratory System (460-519)	8	7	1	19	18	1
Influenza and Pneumonia (480-487)	3	2	1	10	10	0
Chronic Obstructive Pulmonary Disease (490-496)	3	3	0	7	6	1
Diseases of The Digestive System (520-579)	7	7	0	4	3	1
Chronic Liver Disease And Cirrhosis (571)	2	2	0	1	1	0
Disease of The Genitourinary System (580-629)	5	4	1	2	2	0
Complications Of Pregnancy, Childbirth, And The Puerperium (630-676)	0	0	0	0	0	0
Diseases Of The Skin (680-709)	0	0	0	0	0	0
Diseases Of The Musculoskeletal System (710-739)	0	0	0	0	0	0
Congenital Anomalies (740-759)	0	0	0	0	0	0
Certain Conditions Originating In The Perinatal Period (760-779)	1	1	0	1	0	1
Disorders Relating To Short Gestation (765)	0	0	0	1	0	1
Symptoms, Signs, and Ill Defined Conditions (780-799)	1	1	0	0	0	0
SIDS (798)	0	0	0	0	0	0
Injury And Poisoning (E800-E999)	8	7	1	10	6	4
Motor Vehicle Accidents (E810-E825)	3	2	1	3	3	0
All Other Accidents (E800-E807, E826-E949)	2	2	0	5	2	3
Suicides (E950-E959)	2	2	0	2	1	1
Homicides (E960-E969)	1	1	0	0	0	0

SELECTED VITAL STATISTICS BY RACE, BY CITY, 1988

ITEM	CENTERVILLE			CHAMBLEE		
	NUMBER			NUMBER		
	Total	White	Black	Total	White	Black
TOTAL DEATHS	13	13	0	52	42	10
Lifestages						
INFANCY (<1)	0	0	0	6	1	5
NEONATAL	0	0	0	5	1	4
POST-NEONATAL	0	0	0	1	0	1
EARLY CHILDHOOD (1-4)	0	0	0	1	1	0
LATER CHILDHOOD (5-14)	0	0	0	0	0	0
ADOLESCENCE (15-19)	0	0	0	1	1	0
EARLY ADULTHOOD (20-29)	0	0	0	1	1	0
YOUNG ADULTHOOD (30-44)	2	2	0	7	4	3
MIDDLE ADULTHOOD (45-59)	0	0	0	6	6	0
LATER ADULTHOOD (60-74)	7	7	0	17	15	2
OLDER ADULTHOOD (>74)	4	4	0	13	13	0
Cause of Death						
Infectious and Parasitic Diseases (001-139)	0	0	0	1	0	1
Neoplasms (140-239)	2	2	0	12	12	0
Malignant Neoplasms (140-208)	2	2	0	12	12	0
Stomach (151)	0	0	0	0	0	0
Colon (153)	1	1	0	2	2	0
Pancreas (157)	0	0	0	0	0	0
Trachea, Bronchus and Lung (162)	0	0	0	6	6	0
Breast (174-175)	0	0	0	0	0	0
Ovary (183)	0	0	0	0	0	0
Prostate (185)	0	0	0	0	0	0
Leukemia (204-208)	0	0	0	1	1	0
All Other Malignant Sites	1	1	0	3	3	0
Endocrine, Nutritional and Metabolic Diseases (240-279)	0	0	0	1	0	1
Diabetes Mellitus (250)	0	0	0	0	0	0
Diseases of Blood and Blood-Forming Organs (280-289)	0	0	0	1	1	0
Mental Disorders (290-319)	0	0	0	2	2	0
Diseases of the Nervous System and Sense Organs (320-389)	0	0	0	2	2	0
Diseases of the Circulatory System (390-459)	9	9	0	15	13	2
Hypertensive Diseases (401-405)	0	0	0	1	1	0
Ischaemic Heart Disease (410-414)	4	4	0	10	9	1
Acute Myocardial Infarction (410)	3	3	0	5	5	0
Other Forms of Heart Disease (420-429)	3	3	0	1	1	0
Cerebrovascular Disease (430-438)	2	2	0	3	2	1
Diseases of The Arteries And Capillaries (440-448)	0	0	0	0	0	0

SELECTED VITAL STATISTICS BY RACE, BY CITY, 1988

ITEM	CENTERVILLE			CHAMBLEE		
	NUMBER			NUMBER		
	Total	White	Black	Total	White	Black
Cause of Death (Continued)						
Diseases of The Respiratory System (460-519)	0	0	0	4	4	0
Influenza and Pneumonia (480-487)	0	0	0	0	0	0
Chronic Obstructive Pulmonary Disease (490-496)	0	0	0	3	3	0
Diseases of The Digestive System (520-579)	1	1	0	2	2	0
Chronic Liver Disease And Cirrhosis (571)	0	0	0	0	0	0
Disease of The Genitourinary System (580-629)	0	0	0	1	1	0
Complications Of Pregnancy, Childbirth, And The Puerperium (630-676)	0	0	0	0	0	0
Diseases Of The Skin (680-709)	0	0	0	0	0	0
Diseases Of The Musculoskeletal System (710-739)	0	0	0	0	0	0
Congenital Anomalies (740-759)	0	0	0	2	1	1
Certain Conditions Originating In The Perinatal Period (760-779)	0	0	0	2	0	2
Disorders Relating To Short Gestation (765)	0	0	0	0	0	0
Symptoms, Signs, and Ill Defined Conditions (780-799)	0	0	0	1	0	1
SIDS (798)	0	0	0	1	0	1
Injury And Poisoning (E800-E999)	1	1	0	6	4	2
Motor Vehicle Accidents (E810-E825)	0	0	0	2	2	0
All Other Accidents (E800-E807, E826-E949)	1	1	0	2	2	0
Suicides (E950-E959)	0	0	0	0	0	0
Homicides (E960-E969)	0	0	0	2	0	2

SELECTED VITAL STATISTICS BY RACE, BY CITY, 1988

ITEM	CLARKSTON			CLAXTON		
	NUMBER			NUMBER		
	Total	White	Black	Total	White	Black
TOTAL DEATHS	42	27	13	47	33	14
Lifestages						
INFANCY (<1)	4	0	4	0	0	0
NEONATAL	4	0	4	0	0	0
POST-NEONATAL	0	0	0	0	0	0
EARLY CHILDHOOD (1-4)	1	0	1	0	0	0
LATER CHILDHOOD (5-14)	0	0	0	0	0	0
ADOLESCENCE (15-19)	2	1	0	0	0	0
EARLY ADULTHOOD (20-29)	4	1	3	1	1	0
YOUNG ADULTHOOD (30-44)	6	2	4	0	0	0
MIDDLE ADULTHOOD (45-59)	6	4	1	5	2	3
LATER ADULTHOOD (60-74)	6	6	0	14	11	3
OLDER ADULTHOOD (>74)	13	13	0	27	19	8
Cause of Death						
Infectious and Parasitic Diseases (001-139)	3	1	2	1	1	0
Neoplasms (140-239)	4	4	0	9	6	3
Malignant Neoplasms (140-208)	4	4	0	9	6	3
Stomach (151)	0	0	0	0	0	0
Colon (153)	0	0	0	3	2	1
Pancreas (157)	0	0	0	0	0	0
Trachea, Bronchus and Lung (162)	2	2	0	3	2	1
Breast (174-175)	1	1	0	0	0	0
Ovary (183)	0	0	0	0	0	0
Prostate (185)	0	0	0	0	0	0
Leukemia (204-208)	0	0	0	0	0	0
All Other Malignant Sites	1	1	0	3	2	1
Endocrine, Nutritional and Metabolic Diseases (240-279)	0	0	0	1	1	0
Diabetes Mellitus (250)	0	0	0	1	1	0
Diseases of Blood and Blood-Forming Organs (280-289)	1	1	0	0	0	0
Mental Disorders (290-319)	0	0	0	0	0	0
Diseases of the Nervous System and Sense Organs (320-389)	1	0	1	0	0	0
Diseases of the Circulatory System (390-459)	16	12	4	31	21	10
Hypertensive Diseases (401-405)	0	0	0	0	0	0
Ischaemic Heart Disease (410-414)	3	2	1	14	9	5
Acute Myocardial Infarction (410)	3	2	1	9	6	3
Other Forms of Heart Disease (420-429)	4	3	1	5	3	2
Cerebrovascular Disease (430-438)	8	6	2	12	9	3
Diseases of The Arteries And Capillaries (440-448)	0	0	0	0	0	0

SELECTED VITAL STATISTICS BY RACE, BY CITY, 1988

ITEM	CLARKSTON			CLAXTON		
	NUMBER			NUMBER		
	Total	White	Black	Total	White	Black
Cause of Death (Continued)						
Diseases of The Respiratory System (460-519)	4	4	0	4	4	0
Influenza and Pneumonia (480-487)	1	1	0	3	3	0
Chronic Obstructive Pulmonary Disease (490-496)	2	2	0	1	1	0
Diseases of The Digestive System (520-579)	1	1	0	0	0	0
Chronic Liver Disease And Cirrhosis (571)	0	0	0	0	0	0
Disease of The Genitourinary System (580-629)	1	1	0	1	0	1
Complications Of Pregnancy, Childbirth, And The Puerperium (630-676)	0	0	0	0	0	0
Diseases Of The Skin (680-709)	0	0	0	0	0	0
Diseases Of The Musculoskeletal System (710-739)	0	0	0	0	0	0
Congenital Anomalies (740-759)	2	0	2	0	0	0
Certain Conditions Originating In The Perinatal Period (760-779)	2	0	2	0	0	0
Disorders Relating To Short Gestation (765)	0	0	0	0	0	0
Symptoms, Signs, and Ill Defined Conditions (780-799)	0	0	0	0	0	0
SIDS (798)	0	0	0	0	0	0
Injury And Poisoning (E800-E999)	7	3	2	0	0	0
Motor Vehicle Accidents (E810-E825)	1	0	0	0	0	0
All Other Accidents (E800-E807, E826-E949)	4	3	1	0	0	0
Suicides (E950-E959)	0	0	0	0	0	0
Homicides (E960-E969)	2	0	1	0	0	0

SELECTED VITAL STATISTICS BY RACE, BY CITY, 1988

ITEM	COCHRAN			COLLEGE PARK		
	NUMBER			NUMBER		
	Total	White	Black	Total	White	Black
TOTAL DEATHS	55	34	21	271	101	168
Lifestages						
INFANCY (<1)	0	0	0	16	3	13
NEONATAL	0	0	0	8	2	6
POST-NEONATAL	0	0	0	8	1	7
EARLY CHILDHOOD (1-4)	0	0	0	5	1	4
LATER CHILDHOOD (5-14)	1	1	0	3	0	3
ADOLESCENCE (15-19)	0	0	0	6	1	5
EARLY ADULTHOOD (20-29)	1	1	0	15	2	13
YOUNG ADULTHOOD (30-44)	4	1	3	39	4	35
MIDDLE ADULTHOOD (45-59)	7	4	3	38	7	30
LATER ADULTHOOD (60-74)	15	6	9	70	36	33
OLDER ADULTHOOD (>74)	27	21	6	79	47	32
Cause of Death						
Infectious and Parasitic Diseases (001-139)	0	0	0	9	1	8
Neoplasms (140-239)	10	9	1	49	15	32
Malignant Neoplasms (140-208)	10	9	1	47	14	31
Stomach (151)	0	0	0	1	0	0
Colon (153)	1	1	0	7	3	4
Pancreas (157)	0	0	0	1	1	0
Trachea, Bronchus and Lung (162)	1	1	0	18	6	12
Breast (174-175)	3	2	1	6	1	4
Ovary (183)	0	0	0	1	0	1
Prostate (185)	0	0	0	2	1	1
Leukemia (204-208)	1	1	0	3	1	2
All Other Malignant Sites	4	4	0	8	1	7
Endocrine, Nutritional and Metabolic Diseases (240-279)	1	0	1	7	1	6
Diabetes Mellitus (250)	1	0	1	6	1	5
Diseases of Blood and Blood-Forming Organs (280-289)	0	0	0	3	3	0
Mental Disorders (290-319)	2	1	1	5	2	3
Diseases of the Nervous System and Sense Organs (320-389)	2	2	0	2	0	2
Diseases of the Circulatory System (390-459)	24	12	12	92	50	42
Hypertensive Diseases (401-405)	1	0	1	11	5	6
Ischaemic Heart Disease (410-414)	12	8	4	39	26	13
Acute Myocardial Infarction (410)	9	5	4	26	18	8
Other Forms of Heart Disease (420-429)	4	2	2	20	10	10
Cerebrovascular Disease (430-438)	4	1	3	20	7	13
Diseases of The Arteries And Capillaries (440-448)	3	1	2	2	2	0

SELECTED VITAL STATISTICS BY RACE, BY CITY, 1988

ITEM	COCHRAN			COLLEGE PARK		
	NUMBER			NUMBER		
	Total	White	Black	Total	White	Black
Cause of Death (Continued)						
Diseases of The Respiratory System (460-519)	7	5	2	22	9	13
Influenza and Pneumonia (480-487)	5	3	2	12	4	8
Chronic Obstructive Pulmonary Disease (490-496)	2	2	0	8	5	3
Diseases of The Digestive System (520-579)	2	2	0	9	3	6
Chronic Liver Disease And Cirrhosis (571)	1	1	0	2	1	1
Disease of The Genitourinary System (580-629)	2	0	2	9	3	6
Complications Of Pregnancy, Childbirth, And The Puerperium (630-676)	0	0	0	0	0	0
Diseases Of The Skin (680-709)	0	0	0	0	0	0
Diseases Of The Musculoskeletal System (710-739)	0	0	0	1	0	1
Congenital Anomalies (740-759)	1	1	0	5	2	3
Certain Conditions Originating In The Perinatal Period (760-779)	0	0	0	6	0	6
Disorders Relating To Short Gestation (765)	0	0	0	4	0	4
Symptoms, Signs, and Ill Defined Conditions (780-799)	1	0	1	9	4	5
SIDS (798)	0	0	0	2	0	2
Injury And Poisoning (E800-E999)	3	2	1	43	8	35
Motor Vehicle Accidents (E810-E825)	3	2	1	10	1	9
All Other Accidents (E800-E807, E826-E949)	0	0	0	10	4	6
Suicides (E950-E959)	0	0	0	9	3	6
Homicides (E960-E969)	0	0	0	14	0	14

SELECTED VITAL STATISTICS BY RACE, BY CITY, 1988

ITEM	COLUMBUS			COMMERCE		
	NUMBER			NUMBER		
	Total	White	Black	Total	White	Black
TOTAL DEATHS	1602	981	608	70	58	12
Lifestages						
INFANCY (<1)	49	18	31	1	0	1
NEONATAL	35	9	26	1	0	1
POST-NEONATAL	14	9	5	0	0	0
EARLY CHILDHOOD (1-4)	12	6	6	1	1	0
LATER CHILDHOOD (5-14)	3	1	1	0	0	0
ADOLESCENCE (15-19)	5	3	2	0	0	0
EARLY ADULTHOOD (20-29)	38	19	19	1	0	1
YOUNG ADULTHOOD (30-44)	90	42	47	3	2	1
MIDDLE ADULTHOOD (45-59)	223	112	107	9	9	0
LATER ADULTHOOD (60-74)	567	357	206	21	16	5
OLDER ADULTHOOD (>74)	615	423	189	34	30	4
Cause of Death						
Infectious and Parasitic Diseases (001-139)	30	18	12	2	1	1
Neoplasms (140-239)	326	201	120	19	19	0
Malignant Neoplasms (140-208)	322	200	117	18	18	0
Stomach (151)	4	3	1	0	0	0
Colon (153)	29	18	11	2	2	0
Pancreas (157)	14	8	6	0	0	0
Trachea, Bronchus and Lung (162)	94	66	26	3	3	0
Breast (174-175)	21	11	10	2	2	0
Ovary (183)	11	9	2	1	1	0
Prostate (185)	27	10	17	0	0	0
Leukemia (204-208)	9	7	2	1	1	0
All Other Malignant Sites	113	68	42	9	9	0
Endocrine, Nutritional and Metabolic Diseases (240-279)	67	33	34	0	0	0
Diabetes Mellitus (250)	52	25	27	0	0	0
Diseases of Blood and Blood-Forming Organs (280-289)	5	3	2	0	0	0
Mental Disorders (290-319)	32	24	8	0	0	0
Diseases of the Nervous System and Sense Organs (320-389)	23	17	5	3	2	1
Diseases of the Circulatory System (390-459)	696	434	257	38	31	7
Hypertensive Diseases (401-405)	31	15	16	2	2	0
Ischaemic Heart Disease (410-414)	338	216	121	18	15	3
Acute Myocardial Infarction (410)	147	106	41	14	11	3
Other Forms of Heart Disease (420-429)	163	96	64	13	11	2
Cerebrovascular Disease (430-438)	111	69	41	4	2	2
Diseases of The Arteries And Capillaries (440-448)	34	28	6	1	1	0

SELECTED VITAL STATISTICS BY RACE, BY CITY, 1988

ITEM	COLUMBUS			COMMERCE		
	NUMBER			NUMBER		
	Total	White	Black	Total	White	Black
Cause of Death (Continued)						
Diseases of The Respiratory System (460-519)	141	101	40	1	1	0
Influenza and Pneumonia (480-487)	57	35	22	0	0	0
Chronic Obstructive Pulmonary Disease (490-496)	65	53	12	1	1	0
Diseases of The Digestive System (520-579)	63	42	21	4	3	1
Chronic Liver Disease And Cirrhosis (571)	24	14	10	2	1	1
Disease of The Genitourinary System (580-629)	38	19	19	0	0	0
Complications Of Pregnancy, Childbirth, And The Puerperium (630-676)	0	0	0	0	0	0
Diseases Of The Skin (680-709)	4	1	3	0	0	0
Diseases Of The Musculoskeletal System (710-739)	8	2	6	0	0	0
Congenital Anomalies (740-759)	11	7	4	0	0	0
Certain Conditions Originating In The Perinatal Period (760-779)	29	6	23	1	0	1
Disorders Relating To Short Gestation (765)	10	1	9	0	0	0
Symptoms, Signs, and Ill Defined Conditions (780-799)	16	11	5	0	0	0
SIDS (798)	0	0	0	0	0	0
Injury And Poisoning (E800-E999)	113	62	49	2	1	1
Motor Vehicle Accidents (E810-E825)	27	20	5	0	0	0
All Other Accidents (E800-E807, E826-E949)	35	18	17	0	0	0
Suicides (E950-E959)	24	16	8	2	1	1
Homicides (E960-E969)	24	7	17	0	0	0

SELECTED VITAL STATISTICS BY RACE, BY CITY, 1988

ITEM	CONYERS			CORDELE		
	NUMBER			NUMBER		
	Total	White	Black	Total	White	Black
TOTAL DEATHS	78	63	15	151	76	75
Lifestages						
INFANCY (<1)	4	4	0	4	1	3
NEONATAL	3	3	0	3	1	2
POST-NEONATAL	1	1	0	1	0	1
EARLY CHILDHOOD (1-4)	1	1	0	0	0	0
LATER CHILDHOOD (5-14)	1	0	1	0	0	0
ADOLESCENCE (15-19)	2	2	0	1	0	1
EARLY ADULTHOOD (20-29)	2	2	0	1	0	1
YOUNG ADULTHOOD (30-44)	3	1	2	10	4	6
MIDDLE ADULTHOOD (45-59)	7	5	2	17	8	9
LATER ADULTHOOD (60-74)	26	20	6	52	22	30
OLDER ADULTHOOD (>74)	32	28	4	66	41	25
Cause of Death						
Infectious and Parasitic Diseases (001-139)	4	2	2	5	3	2
Neoplasms (140-239)	15	14	1	34	20	14
Malignant Neoplasms (140-208)	15	14	1	34	20	14
Stomach (151)	0	0	0	1	0	1
Colon (153)	4	3	1	2	1	1
Pancreas (157)	0	0	0	3	3	0
Trachea, Bronchus and Lung (162)	4	4	0	8	3	5
Breast (174-175)	1	1	0	2	2	0
Ovary (183)	0	0	0	0	0	0
Prostate (185)	1	1	0	3	2	1
Leukemia (204-208)	0	0	0	1	1	0
All Other Malignant Sites	5	5	0	14	8	6
Endocrine, Nutritional and Metabolic Diseases (240-279)	1	1	0	6	1	5
Diabetes Mellitus (250)	1	1	0	4	1	3
Diseases of Blood and Blood-Forming Organs (280-289)	0	0	0	1	1	0
Mental Disorders (290-319)	4	1	3	1	0	1
Diseases of the Nervous System and Sense Organs (320-389)	4	4	0	2	0	2
Diseases of the Circulatory System (390-459)	18	14	4	69	29	40
Hypertensive Diseases (401-405)	1	1	0	2	1	1
Ischaemic Heart Disease (410-414)	10	7	3	26	10	16
Acute Myocardial Infarction (410)	5	4	1	11	4	7
Other Forms of Heart Disease (420-429)	4	4	0	15	5	10
Cerebrovascular Disease (430-438)	2	1	1	20	8	12
Diseases of The Arteries And Capillaries (440-448)	0	0	0	6	5	1

SELECTED VITAL STATISTICS BY RACE, BY CITY, 1988

ITEM	CONYERS			CORDELE		
	NUMBER			NUMBER		
	Total	White	Black	Total	White	Black
Cause of Death (Continued)						
Diseases of The Respiratory System (460-519)	13	10	3	11	8	3
Influenza and Pneumonia (480-487)	6	5	1	2	2	0
Chronic Obstructive Pulmonary Disease (490-496)	5	4	1	3	2	1
Diseases of The Digestive System (520-579)	6	6	0	7	5	2
Chronic Liver Disease And Cirrhosis (571)	2	2	0	3	3	0
Disease of The Genitourinary System (580-629)	1	1	0	4	3	1
Complications Of Pregnancy, Childbirth, And The Puerperium (630-676)	0	0	0	0	0	0
Diseases Of The Skin (680-709)	0	0	0	2	1	1
Diseases Of The Musculoskeletal System (710-739)	0	0	0	0	0	0
Congenital Anomalies (740-759)	1	1	0	0	0	0
Certain Conditions Originating In The Perinatal Period (760-779)	3	3	0	3	1	2
Disorders Relating To Short Gestation (765)	1	1	0	1	0	1
Symptoms, Signs, and Ill Defined Conditions (780-799)	0	0	0	0	0	0
SIDS (798)	0	0	0	0	0	0
Injury And Poisoning (E800-E999)	8	6	2	6	4	2
Motor Vehicle Accidents (E810-E825)	1	0	1	3	2	1
All Other Accidents (E800-E807, E826-E949)	3	2	1	1	0	1
Suicides (E950-E959)	2	2	0	2	2	0
Homicides (E960-E969)	2	2	0	0	0	0

SELECTED VITAL STATISTICS BY RACE, BY CITY, 1988

ITEM	CORNELIA			COVINGTON		
	NUMBER			NUMBER		
	Total	White	Black	Total	White	Black
TOTAL DEATHS	35	31	4	136	74	62
Lifestages						
INFANCY (<1)	1	1	0	3	2	1
NEONATAL	1	1	0	1	1	0
POST-NEONATAL	0	0	0	2	1	1
EARLY CHILDHOOD (1-4)	0	0	0	0	0	0
LATER CHILDHOOD (5-14)	0	0	0	1	0	1
ADOLESCENCE (15-19)	0	0	0	1	0	1
EARLY ADULTHOOD (20-29)	0	0	0	7	1	6
YOUNG ADULTHOOD (30-44)	0	0	0	9	3	6
MIDDLE ADULTHOOD (45-59)	6	4	2	14	5	9
LATER ADULTHOOD (60-74)	13	12	1	41	25	16
OLDER ADULTHOOD (>74)	15	14	1	60	38	22
Cause of Death						
Infectious and Parasitic Diseases (001-139)	0	0	0	1	0	1
Neoplasms (140-239)	9	9	0	23	10	13
Malignant Neoplasms (140-208)	9	9	0	23	10	13
Stomach (151)	0	0	0	0	0	0
Colon (153)	0	0	0	5	4	1
Pancreas (157)	0	0	0	0	0	0
Trachea, Bronchus and Lung (162)	4	4	0	6	3	3
Breast (174-175)	1	1	0	1	1	0
Ovary (183)	0	0	0	0	0	0
Prostate (185)	1	1	0	4	0	4
Leukemia (204-208)	1	1	0	1	1	0
All Other Malignant Sites	2	2	0	6	1	5
Endocrine, Nutritional and Metabolic Diseases (240-279)	0	0	0	6	2	4
Diabetes Mellitus (250)	0	0	0	4	2	2
Diseases of Blood and Blood-Forming Organs (280-289)	0	0	0	0	0	0
Mental Disorders (290-319)	0	0	0	4	2	2
Diseases of the Nervous System and Sense Organs (320-389)	1	1	0	1	1	0
Diseases of the Circulatory System (390-459)	20	16	4	58	39	19
Hypertensive Diseases (401-405)	0	0	0	0	0	0
Ischaemic Heart Disease (410-414)	13	12	1	28	20	8
Acute Myocardial Infarction (410)	9	8	1	21	16	5
Other Forms of Heart Disease (420-429)	1	1	0	16	10	6
Cerebrovascular Disease (430-438)	6	3	3	12	7	5
Diseases of The Arteries And Capillaries (440-448)	0	0	0	0	0	0

SELECTED VITAL STATISTICS BY RACE, BY CITY, 1988

ITEM	CORNELIA			COVINGTON		
	NUMBER			NUMBER		
	Total	White	Black	Total	White	Black
Cause of Death (Continued)						
Diseases of The Respiratory System (460-519)	2	2	0	13	9	4
Influenza and Pneumonia (480-487)	0	0	0	8	5	3
Chronic Obstructive Pulmonary Disease (490-496)	1	1	0	4	3	1
Diseases of The Digestive System (520-579)	2	2	0	4	2	2
Chronic Liver Disease And Cirrhosis (571)	0	0	0	3	2	1
Disease of The Genitourinary System (580-629)	0	0	0	1	1	0
Complications Of Pregnancy, Childbirth, And The Puerperium (630-676)	0	0	0	0	0	0
Diseases Of The Skin (680-709)	0	0	0	2	0	2
Diseases Of The Musculoskeletal System (710-739)	0	0	0	0	0	0
Congenital Anomalies (740-759)	0	0	0	1	1	0
Certain Conditions Originating In The Perinatal Period (760-779)	1	1	0	1	0	1
Disorders Relating To Short Gestation (765)	1	1	0	0	0	0
Symptoms, Signs, and Ill Defined Conditions (780-799)	0	0	0	1	1	0
SIDS (798)	0	0	0	1	1	0
Injury And Poisoning (E800-E999)	0	0	0	20	6	14
Motor Vehicle Accidents (E810-E825)	0	0	0	3	2	1
All Other Accidents (E800-E807, E826-E949)	0	0	0	6	2	4
Suicides (E950-E959)	0	0	0	5	2	3
Homicides (E960-E969)	0	0	0	4	0	4

SELECTED VITAL STATISTICS BY RACE, BY CITY, 1988

ITEM	CUTHBERT			DAHLONEGA		
	NUMBER			NUMBER		
	Total	White	Black	Total	White	Black
TOTAL DEATHS	74	29	45	15	15	0
Lifestages						
INFANCY (<1)	1	0	1	0	0	0
NEONATAL	1	0	1	0	0	0
POST-NEONATAL	0	0	0	0	0	0
EARLY CHILDHOOD (1-4)	0	0	0	0	0	0
LATER CHILDHOOD (5-14)	0	0	0	2	2	0
ADOLESCENCE (15-19)	0	0	0	0	0	0
EARLY ADULTHOOD (20-29)	2	0	2	0	0	0
YOUNG ADULTHOOD (30-44)	3	1	2	0	0	0
MIDDLE ADULTHOOD (45-59)	6	2	4	1	1	0
LATER ADULTHOOD (60-74)	22	7	15	6	6	0
OLDER ADULTHOOD (>74)	40	19	21	6	6	0
Cause of Death						
Infectious and Parasitic Diseases (001-139)	2	1	1	1	1	0
Neoplasms (140-239)	10	5	5	1	1	0
Malignant Neoplasms (140-208)	10	5	5	1	1	0
Stomach (151)	0	0	0	0	0	0
Colon (153)	1	0	1	0	0	0
Pancreas (157)	0	0	0	0	0	0
Trachea, Bronchus and Lung (162)	2	1	1	0	0	0
Breast (174-175)	0	0	0	0	0	0
Ovary (183)	0	0	0	0	0	0
Prostate (185)	1	1	0	0	0	0
Leukemia (204-208)	1	0	1	0	0	0
All Other Malignant Sites	5	3	2	1	1	0
Endocrine, Nutritional and Metabolic Diseases (240-279)	5	0	5	0	0	0
Diabetes Mellitus (250)	2	0	2	0	0	0
Diseases of Blood and Blood-Forming Organs (280-289)	0	0	0	0	0	0
Mental Disorders (290-319)	1	0	1	0	0	0
Diseases of the Nervous System and Sense Organs (320-389)	1	0	1	1	1	0
Diseases of the Circulatory System (390-459)	36	13	23	5	5	0
Hypertensive Diseases (401-405)	2	0	2	0	0	0
Ischaemic Heart Disease (410-414)	12	5	7	5	5	0
Acute Myocardial Infarction (410)	12	5	7	4	4	0
Other Forms of Heart Disease (420-429)	6	1	5	0	0	0
Cerebrovascular Disease (430-438)	10	5	5	0	0	0
Diseases of The Arteries And Capillaries (440-448)	5	2	3	0	0	0

SELECTED VITAL STATISTICS BY RACE, BY CITY, 1988

ITEM	CUTHBERT			DAHLONEGA		
	NUMBER			NUMBER		
	Total	White	Black	Total	White	Black
Cause of Death (Continued)						
Diseases of The Respiratory System (460-519)	5	3	2	1	1	0
Influenza and Pneumonia (480-487)	1	1	0	0	0	0
Chronic Obstructive Pulmonary Disease (490-496)	3	2	1	1	1	0
Diseases of The Digestive System (520-579)	3	1	2	2	2	0
Chronic Liver Disease And Cirrhosis (571)	0	0	0	1	1	0
Disease of The Genitourinary System (580-629)	6	4	2	2	2	0
Complications Of Pregnancy, Childbirth, And The Puerperium (630-676)	0	0	0	0	0	0
Diseases Of The Skin (680-709)	0	0	0	0	0	0
Diseases Of The Musculoskeletal System (710-739)	0	0	0	0	0	0
Congenital Anomalies (740-759)	1	0	1	0	0	0
Certain Conditions Originating In The Perinatal Period (760-779)	0	0	0	0	0	0
Disorders Relating To Short Gestation (765)	0	0	0	0	0	0
Symptoms, Signs, and Ill Defined Conditions (780-799)	0	0	0	0	0	0
SIDS (798)	0	0	0	0	0	0
Injury And Poisoning (E800-E999)	4	2	2	2	2	0
Motor Vehicle Accidents (E810-E825)	1	0	1	2	2	0
All Other Accidents (E800-E807, E826-E949)	2	1	1	0	0	0
Suicides (E950-E959)	1	1	0	0	0	0
Homicides (E960-E969)	0	0	0	0	0	0

SELECTED VITAL STATISTICS BY RACE, BY CITY, 1988

ITEM	DALTON			DAWSON		
	NUMBER			NUMBER		
	Total	White	Black	Total	White	Black
TOTAL DEATHS	265	243	21	68	27	41
Lifestages						
INFANCY (<1)	3	3	0	5	0	5
NEONATAL	2	2	0	2	0	2
POST-NEONATAL	1	1	0	3	0	3
EARLY CHILDHOOD (1-4)	0	0	0	1	0	1
LATER CHILDHOOD (5-14)	1	1	0	1	1	0
ADOLESCENCE (15-19)	2	1	1	0	0	0
EARLY ADULTHOOD (20-29)	3	3	0	1	1	0
YOUNG ADULTHOOD (30-44)	16	13	3	9	3	6
MIDDLE ADULTHOOD (45-59)	27	21	5	5	1	4
LATER ADULTHOOD (60-74)	80	73	7	18	6	12
OLDER ADULTHOOD (>74)	133	128	5	28	15	13
Cause of Death						
Infectious and Parasitic Diseases (001-139)	2	2	0	2	0	2
Neoplasms (140-239)	41	37	3	14	6	8
Malignant Neoplasms (140-208)	41	37	3	13	5	8
Stomach (151)	1	1	0	1	0	1
Colon (153)	3	3	0	1	0	1
Pancreas (157)	1	1	0	0	0	0
Trachea, Bronchus and Lung (162)	9	9	0	4	2	2
Breast (174-175)	2	2	0	1	0	1
Ovary (183)	1	0	0	0	0	0
Prostate (185)	2	2	0	0	0	0
Leukemia (204-208)	4	4	0	1	0	1
All Other Malignant Sites	18	15	3	5	3	2
Endocrine, Nutritional and Metabolic Diseases (240-279)	9	8	1	2	1	1
Diabetes Mellitus (250)	8	7	1	2	1	1
Diseases of Blood and Blood-Forming Organs (280-289)	2	1	1	0	0	0
Mental Disorders (290-319)	8	7	1	0	0	0
Diseases of the Nervous System and Sense Organs (320-389)	4	4	0	0	0	0
Diseases of the Circulatory System (390-459)	130	121	9	25	11	14
Hypertensive Diseases (401-405)	6	5	1	1	0	1
Ischaemic Heart Disease (410-414)	71	69	2	12	5	7
Acute Myocardial Infarction (410)	35	34	1	9	4	5
Other Forms of Heart Disease (420-429)	20	17	3	5	3	2
Cerebrovascular Disease (430-438)	24	22	2	6	2	4
Diseases of The Arteries And Capillaries (440-448)	6	5	1	1	1	0

SELECTED VITAL STATISTICS BY RACE, BY CITY, 1988

ITEM	DALTON			DAWSON		
	NUMBER			NUMBER		
	Total	White	Black	Total	White	Black
Cause of Death (Continued)						
Diseases of The Respiratory System (460-519)	34	34	0	3	1	2
Influenza and Pneumonia (480-487)	16	16	0	2	1	1
Chronic Obstructive Pulmonary Disease (490-496)	11	11	0	1	0	1
Diseases of The Digestive System (520-579)	6	5	1	5	2	3
Chronic Liver Disease And Cirrhosis (571)	0	0	0	1	0	1
Disease of The Genitourinary System (580-629)	4	2	2	5	2	3
Complications Of Pregnancy, Childbirth, And The Puerperium (630-676)	0	0	0	0	0	0
Diseases Of The Skin (680-709)	0	0	0	0	0	0
Diseases Of The Musculoskeletal System (710-739)	3	2	1	1	0	1
Congenital Anomalies (740-759)	1	1	0	1	0	1
Certain Conditions Originating In The Perinatal Period (760-779)	2	2	0	2	0	2
Disorders Relating To Short Gestation (765)	0	0	0	1	0	1
Symptoms, Signs, and Ill Defined Conditions (780-799)	0	0	0	1	0	1
SIDS (798)	0	0	0	1	0	1
Injury And Poisoning (E800-E999)	19	17	2	7	4	3
Motor Vehicle Accidents (E810-E825)	7	7	0	4	2	2
All Other Accidents (E800-E807, E826-E949)	8	7	1	2	1	1
Suicides (E950-E959)	2	2	0	0	0	0
Homicides (E960-E969)	2	1	1	1	1	0

SELECTED VITAL STATISTICS BY RACE, BY CITY, 1988

ITEM	DECATUR			DONALSONVILLE		
	NUMBER			NUMBER		
	Total	White	Black	Total	White	Black
TOTAL DEATHS	548	181	366	36	18	18
Lifestages						
INFANCY (<1)	25	4	21	2	0	2
NEONATAL	19	3	16	2	0	2
POST-NEONATAL	6	1	5	0	0	0
EARLY CHILDHOOD (1-4)	0	0	0	1	0	1
LATER CHILDHOOD (5-14)	4	0	4	0	0	0
ADOLESCENCE (15-19)	8	0	8	0	0	0
EARLY ADULTHOOD (20-29)	34	2	32	3	2	1
YOUNG ADULTHOOD (30-44)	80	13	66	1	0	1
MIDDLE ADULTHOOD (45-59)	90	14	76	6	2	4
LATER ADULTHOOD (60-74)	145	49	96	5	2	3
OLDER ADULTHOOD (>74)	162	99	63	18	12	6
Cause of Death						
Infectious and Parasitic Diseases (001-139)	31	7	23	1	0	1
Neoplasms (140-239)	111	36	75	6	3	3
Malignant Neoplasms (140-208)	110	35	75	6	3	3
Stomach (151)	5	2	3	1	0	1
Colon (153)	6	2	4	0	0	0
Pancreas (157)	4	0	4	1	0	1
Trachea, Bronchus and Lung (162)	23	7	16	1	1	0
Breast (174-175)	13	6	7	0	0	0
Ovary (183)	2	1	1	0	0	0
Prostate (185)	8	4	4	0	0	0
Leukemia (204-208)	3	2	1	0	0	0
All Other Malignant Sites	46	11	35	3	2	1
Endocrine, Nutritional and Metabolic Diseases (240-279)	10	2	8	2	0	2
Diabetes Mellitus (250)	8	1	7	2	0	2
Diseases of Blood and Blood-Forming Organs (280-289)	1	0	1	0	0	0
Mental Disorders (290-319)	5	2	3	0	0	0
Diseases of the Nervous System and Sense Organs (320-389)	8	5	3	0	0	0
Diseases of the Circulatory System (390-459)	224	84	140	16	10	6
Hypertensive Diseases (401-405)	17	2	15	0	0	0
Ischaemic Heart Disease (410-414)	62	34	28	8	4	4
Acute Myocardial Infarction (410)	31	18	13	7	3	4
Other Forms of Heart Disease (420-429)	79	22	57	4	4	0
Cerebrovascular Disease (430-438)	44	19	25	2	0	2
Diseases of The Arteries And Capillaries (440-448)	9	5	4	1	1	0

SELECTED VITAL STATISTICS BY RACE, BY CITY, 1988

ITEM	DECATUR			DONALSONVILLE		
	NUMBER			NUMBER		
	Total	White	Black	Total	White	Black
Cause of Death (Continued)						
Diseases of The Respiratory System (460-519)	37	21	16	1	1	0
Influenza and Pneumonia (480-487)	14	9	5	0	0	0
Chronic Obstructive Pulmonary Disease (490-496)	18	9	9	1	1	0
Diseases of The Digestive System (520-579)	12	4	8	1	0	1
Chronic Liver Disease And Cirrhosis (571)	8	3	5	1	0	1
Disease of The Genitourinary System (580-629)	14	1	13	0	0	0
Complications Of Pregnancy, Childbirth, And The Puerperium (630-676)	1	0	1	0	0	0
Diseases Of The Skin (680-709)	2	0	2	0	0	0
Diseases Of The Musculoskeletal System (710-739)	3	2	1	0	0	0
Congenital Anomalies (740-759)	3	1	2	1	0	1
Certain Conditions Originating In The Perinatal Period (760-779)	16	2	14	1	0	1
Disorders Relating To Short Gestation (765)	6	1	5	1	0	1
Symptoms, Signs, and Ill Defined Conditions (780-799)	6	1	5	0	0	0
SIDS (798)	3	1	2	0	0	0
Injury And Poisoning (E800-E999)	64	13	51	7	4	3
Motor Vehicle Accidents (E810-E825)	17	2	15	2	2	0
All Other Accidents (E800-E807, E826-E949)	8	3	5	4	1	3
Suicides (E950-E959)	12	5	7	1	1	0
Homicides (E960-E969)	27	3	24	0	0	0

SELECTED VITAL STATISTICS BY RACE, BY CITY, 1988

ITEM	DORAVILLE			DOUGLAS		
	NUMBER			NUMBER		
	Total	White	Black	Total	White	Black
TOTAL DEATHS	34	29	4	133	88	45
Lifestages						
INFANCY (<1)	0	0	0	7	2	5
NEONATAL	0	0	0	4	2	2
POST-NEONATAL	0	0	0	3	0	3
EARLY CHILDHOOD (1-4)	0	0	0	1	0	1
LATER CHILDHOOD (5-14)	0	0	0	1	1	0
ADOLESCENCE (15-19)	1	1	0	0	0	0
EARLY ADULTHOOD (20-29)	4	1	2	4	2	2
YOUNG ADULTHOOD (30-44)	6	6	0	7	3	4
MIDDLE ADULTHOOD (45-59)	5	5	0	11	4	7
LATER ADULTHOOD (60-74)	12	11	1	48	37	11
OLDER ADULTHOOD (>74)	6	5	1	54	39	15
Cause of Death						
Infectious and Parasitic Diseases (001-139)	0	0	0	1	1	0
Neoplasms (140-239)	10	9	1	21	14	7
Malignant Neoplasms (140-208)	10	9	1	21	14	7
Stomach (151)	0	0	0	0	0	0
Colon (153)	0	0	0	1	1	0
Pancreas (157)	1	1	0	1	1	0
Trachea, Bronchus and Lung (162)	5	5	0	7	4	3
Breast (174-175)	1	1	0	1	1	0
Ovary (183)	0	0	0	0	0	0
Prostate (185)	1	0	1	2	2	0
Leukemia (204-208)	0	0	0	0	0	0
All Other Malignant Sites	2	2	0	9	5	4
Endocrine, Nutritional and Metabolic Diseases (240-279)	1	1	0	5	3	2
Diabetes Mellitus (250)	1	1	0	4	2	2
Diseases of Blood and Blood-Forming Organs (280-289)	1	1	0	0	0	0
Mental Disorders (290-319)	1	1	0	1	0	1
Diseases of the Nervous System and Sense Organs (320-389)	1	1	0	2	2	0
Diseases of the Circulatory System (390-459)	6	6	0	71	50	21
Hypertensive Diseases (401-405)	0	0	0	3	1	2
Ischaemic Heart Disease (410-414)	2	2	0	39	26	13
Acute Myocardial Infarction (410)	0	0	0	30	22	8
Other Forms of Heart Disease (420-429)	2	2	0	10	6	4
Cerebrovascular Disease (430-438)	2	2	0	17	15	2
Diseases of The Arteries And Capillaries (440-448)	0	0	0	0	0	0

SELECTED VITAL STATISTICS BY RACE, BY CITY, 1988

ITEM	DORAVILLE			DOUGLAS		
	NUMBER			NUMBER		
	Total	White	Black	Total	White	Black
Cause of Death (Continued)						
Diseases of The Respiratory System (460-519)	3	3	0	10	9	1
Influenza and Pneumonia (480-487)	2	2	0	3	3	0
Chronic Obstructive Pulmonary Disease (490-496)	0	0	0	7	6	1
Diseases of The Digestive System (520-579)	1	1	0	5	4	1
Chronic Liver Disease And Cirrhosis (571)	0	0	0	0	0	0
Disease of The Genitourinary System (580-629)	0	0	0	2	0	2
Complications Of Pregnancy, Childbirth, And The Puerperium (630-676)	0	0	0	0	0	0
Diseases Of The Skin (680-709)	0	0	0	0	0	0
Diseases Of The Musculoskeletal System (710-739)	0	0	0	2	0	2
Congenital Anomalies (740-759)	0	0	0	0	0	0
Certain Conditions Originating In The Perinatal Period (760-779)	0	0	0	3	2	1
Disorders Relating To Short Gestation (765)	0	0	0	0	0	0
Symptoms, Signs, and Ill Defined Conditions (780-799)	0	0	0	2	0	2
SIDS (798)	0	0	0	2	0	2
Injury And Poisoning (E800-E999)	10	6	3	8	3	5
Motor Vehicle Accidents (E810-E825)	1	1	0	0	0	0
All Other Accidents (E800-E807, E826-E949)	1	1	0	4	2	2
Suicides (E950-E959)	4	4	0	0	0	0
Homicides (E960-E969)	4	0	3	4	1	3

SELECTED VITAL STATISTICS BY RACE, BY CITY, 1988

ITEM	DOUGLASVILLE			DUBLIN		
	NUMBER			NUMBER		
	Total	White	Black	Total	White	Black
TOTAL DEATHS	86	67	19	238	157	81
Lifestages						
INFANCY (<1)	2	0	2	4	1	3
NEONATAL	1	0	1	2	1	1
POST-NEONATAL	1	0	1	2	0	2
EARLY CHILDHOOD (1-4)	0	0	0	0	0	0
LATER CHILDHOOD (5-14)	0	0	0	2	0	2
ADOLESCENCE (15-19)	1	1	0	2	2	0
EARLY ADULTHOOD (20-29)	1	0	1	3	2	1
YOUNG ADULTHOOD (30-44)	4	4	0	14	6	8
MIDDLE ADULTHOOD (45-59)	12	11	1	21	12	9
LATER ADULTHOOD (60-74)	34	28	6	69	42	27
OLDER ADULTHOOD (>74)	32	23	9	123	92	31
Cause of Death						
Infectious and Parasitic Diseases (001-139)	2	2	0	3	2	1
Neoplasms (140-239)	23	18	5	50	32	18
Malignant Neoplasms (140-208)	23	18	5	48	32	16
Stomach (151)	1	0	1	0	0	0
Colon (153)	2	2	0	2	1	1
Pancreas (157)	0	0	0	3	2	1
Trachea, Bronchus and Lung (162)	6	5	1	15	14	1
Breast (174-175)	2	2	0	6	3	3
Ovary (183)	1	1	0	1	1	0
Prostate (185)	1	1	0	3	1	2
Leukemia (204-208)	2	2	0	0	0	0
All Other Malignant Sites	8	5	3	18	10	8
Endocrine, Nutritional and Metabolic Diseases (240-279)	2	1	1	7	5	2
Diabetes Mellitus (250)	0	0	0	4	2	2
Diseases of Blood and Blood-Forming Organs (280-289)	2	2	0	2	1	1
Mental Disorders (290-319)	0	0	0	3	3	0
Diseases of the Nervous System and Sense Organs (320-389)	1	1	0	3	3	0
Diseases of the Circulatory System (390-459)	37	29	8	119	82	37
Hypertensive Diseases (401-405)	0	0	0	4	4	0
Ischaemic Heart Disease (410-414)	25	19	6	46	35	11
Acute Myocardial Infarction (410)	18	13	5	37	26	11
Other Forms of Heart Disease (420-429)	4	2	2	43	26	17
Cerebrovascular Disease (430-438)	5	5	0	21	13	8
Diseases of The Arteries And Capillaries (440-448)	2	2	0	1	0	1

SELECTED VITAL STATISTICS BY RACE, BY CITY, 1988

ITEM	DOUGLASVILLE			DUBLIN		
	NUMBER			NUMBER		
	Total	White	Black	Total	White	Black
Cause of Death (Continued)						
Diseases of The Respiratory System (460-519)	5	3	2	17	11	6
Influenza and Pneumonia (480-487)	3	2	1	11	5	6
Chronic Obstructive Pulmonary Disease (490-496)	2	1	1	5	5	0
Diseases of The Digestive System (520-579)	3	3	0	17	11	6
Chronic Liver Disease And Cirrhosis (571)	1	1	0	3	2	1
Disease of The Genitourinary System (580-629)	4	4	0	2	1	1
Complications Of Pregnancy, Childbirth, And The Puerperium (630-676)	0	0	0	0	0	0
Diseases Of The Skin (680-709)	0	0	0	0	0	0
Diseases Of The Musculoskeletal System (710-739)	0	0	0	0	0	0
Congenital Anomalies (740-759)	0	0	0	0	0	0
Certain Conditions Originating In The Perinatal Period (760-779)	1	0	1	2	0	2
Disorders Relating To Short Gestation (765)	1	0	1	0	0	0
Symptoms, Signs, and Ill Defined Conditions (780-799)	0	0	0	0	0	0
SIDS (798)	0	0	0	0	0	0
Injury And Poisoning (E800-E999)	6	4	2	13	6	7
Motor Vehicle Accidents (E810-E825)	0	0	0	6	3	3
All Other Accidents (E800-E807, E826-E949)	3	2	1	3	0	3
Suicides (E950-E959)	2	2	0	4	3	1
Homicides (E960-E969)	1	0	1	0	0	0

SELECTED VITAL STATISTICS BY RACE, BY CITY, 1988

ITEM	DULUTH			EASTMAN		
	NUMBER			NUMBER		
	Total	White	Black	Total	White	Black
TOTAL DEATHS	42	37	4	77	55	22
Lifestages						
INFANCY (<1)	1	1	0	1	1	0
NEONATAL	0	0	0	1	1	0
POST-NEONATAL	1	1	0	0	0	0
EARLY CHILDHOOD (1-4)	0	0	0	0	0	0
LATER CHILDHOOD (5-14)	0	0	0	0	0	0
ADOLESCENCE (15-19)	0	0	0	1	1	0
EARLY ADULTHOOD (20-29)	0	0	0	0	0	0
YOUNG ADULTHOOD (30-44)	2	2	0	3	0	3
MIDDLE ADULTHOOD (45-59)	9	7	2	3	2	1
LATER ADULTHOOD (60-74)	10	9	1	22	17	5
OLDER ADULTHOOD (>74)	20	18	1	47	34	13
Cause of Death						
Infectious and Parasitic Diseases (001-139)	0	0	0	3	2	1
Neoplasms (140-239)	5	3	1	15	12	3
Malignant Neoplasms (140-208)	5	3	1	15	12	3
Stomach (151)	0	0	0	0	0	0
Colon (153)	1	1	0	1	1	0
Pancreas (157)	0	0	0	1	1	0
Trachea, Bronchus and Lung (162)	2	1	0	4	4	0
Breast (174-175)	0	0	0	2	2	0
Ovary (183)	0	0	0	0	0	0
Prostate (185)	0	0	0	0	0	0
Leukemia (204-208)	0	0	0	0	0	0
All Other Malignant Sites	2	1	1	7	4	3
Endocrine, Nutritional and Metabolic Diseases (240-279)	4	4	0	1	0	1
Diabetes Mellitus (250)	3	3	0	0	0	0
Diseases of Blood and Blood-Forming Organs (280-289)	0	0	0	1	1	0
Mental Disorders (290-319)	1	1	0	0	0	0
Diseases of the Nervous System and Sense Organs (320-389)	1	1	0	2	2	0
Diseases of the Circulatory System (390-459)	14	12	2	32	22	10
Hypertensive Diseases (401-405)	2	1	1	0	0	0
Ischaemic Heart Disease (410-414)	4	4	0	16	12	4
Acute Myocardial Infarction (410)	4	4	0	8	5	3
Other Forms of Heart Disease (420-429)	4	3	1	8	5	3
Cerebrovascular Disease (430-438)	4	4	0	6	4	2
Diseases of The Arteries And Capillaries (440-448)	0	0	0	1	1	0

SELECTED VITAL STATISTICS BY RACE, BY CITY, 1988

ITEM	DULUTH			EASTMAN		
	NUMBER			NUMBER		
	Total	White	Black	Total	White	Black
Cause of Death (Continued)						
Diseases of The Respiratory System (460-519)	3	3	0	6	5	1
Influenza and Pneumonia (480-487)	2	2	0	2	2	0
Chronic Obstructive Pulmonary Disease (490-496)	1	1	0	2	2	0
Diseases of The Digestive System (520-579)	4	4	0	6	5	1
Chronic Liver Disease And Cirrhosis (571)	1	1	0	0	0	0
Disease of The Genitourinary System (580-629)	1	1	0	2	0	2
Complications Of Pregnancy, Childbirth, And The Puerperium (630-676)	0	0	0	0	0	0
Diseases Of The Skin (680-709)	0	0	0	0	0	0
Diseases Of The Musculoskeletal System (710-739)	0	0	0	1	0	1
Congenital Anomalies (740-759)	1	1	0	0	0	0
Certain Conditions Originating In The Perinatal Period (760-779)	0	0	0	1	1	0
Disorders Relating To Short Gestation (765)	0	0	0	0	0	0
Symptoms, Signs, and Ill Defined Conditions (780-799)	4	3	1	4	3	1
SIDS (798)	1	1	0	0	0	0
Injury And Poisoning (E800-E999)	4	4	0	3	2	1
Motor Vehicle Accidents (E810-E825)	0	0	0	0	0	0
All Other Accidents (E800-E807, E826-E949)	3	3	0	2	1	1
Suicides (E950-E959)	1	1	0	1	1	0
Homicides (E960-E969)	0	0	0	0	0	0

SELECTED VITAL STATISTICS BY RACE, BY CITY, 1988

ITEM	EAST DUBLIN			EAST POINT		
	NUMBER			NUMBER		
	Total	White	Black	Total	White	Black
TOTAL DEATHS	16	11	5	346	237	109
Lifestages						
INFANCY (<1)	1	0	1	13	1	12
NEONATAL	0	0	0	10	1	9
POST-NEONATAL	1	0	1	3	0	3
EARLY CHILDHOOD (1-4)	0	0	0	0	0	0
LATER CHILDHOOD (5-14)	0	0	0	0	0	0
ADOLESCENCE (15-19)	0	0	0	3	0	3
EARLY ADULTHOOD (20-29)	0	0	0	10	3	7
YOUNG ADULTHOOD (30-44)	3	2	1	19	4	15
MIDDLE ADULTHOOD (45-59)	3	2	1	53	32	21
LATER ADULTHOOD (60-74)	4	3	1	108	80	28
OLDER ADULTHOOD (>74)	5	4	1	140	117	23
Cause of Death						
Infectious and Parasitic Diseases (001-139)	0	0	0	6	3	3
Neoplasms (140-239)	2	2	0	81	55	26
Malignant Neoplasms (140-208)	2	2	0	80	55	25
Stomach (151)	0	0	0	3	0	3
Colon (153)	0	0	0	6	3	3
Pancreas (157)	0	0	0	4	3	1
Trachea, Bronchus and Lung (162)	1	1	0	20	13	7
Breast (174-175)	0	0	0	6	5	1
Ovary (183)	0	0	0	1	1	0
Prostate (185)	0	0	0	8	5	3
Leukemia (204-208)	0	0	0	3	3	0
All Other Malignant Sites	1	1	0	29	22	7
Endocrine, Nutritional and Metabolic Diseases (240-279)	0	0	0	6	4	2
Diabetes Mellitus (250)	0	0	0	4	3	1
Diseases of Blood and Blood-Forming Organs (280-289)	0	0	0	2	1	1
Mental Disorders (290-319)	0	0	0	3	2	1
Diseases of the Nervous System and Sense Organs (320-389)	1	1	0	2	2	0
Diseases of the Circulatory System (390-459)	11	7	4	149	114	35
Hypertensive Diseases (401-405)	0	0	0	13	8	5
Ischaemic Heart Disease (410-414)	6	4	2	63	48	15
Acute Myocardial Infarction (410)	5	3	2	31	26	5
Other Forms of Heart Disease (420-429)	3	2	1	41	33	8
Cerebrovascular Disease (430-438)	1	0	1	20	15	5
Diseases of The Arteries And Capillaries (440-448)	0	0	0	6	6	0

SELECTED VITAL STATISTICS BY RACE, BY CITY, 1988

ITEM	EAST DUBLIN			EAST POINT		
	NUMBER			NUMBER		
	Total	White	Black	Total	White	Black
Cause of Death (Continued)						
Diseases of The Respiratory System (460-519)	1	1	0	22	19	3
Influenza and Pneumonia (480-487)	0	0	0	12	11	1
Chronic Obstructive Pulmonary Disease (490-496)	1	1	0	6	5	1
Diseases of The Digestive System (520-579)	0	0	0	18	12	6
Chronic Liver Disease And Cirrhosis (571)	0	0	0	5	2	3
Disease of The Genitourinary System (580-629)	0	0	0	11	6	5
Complications Of Pregnancy, Childbirth, And The Puerperium (630-676)	0	0	0	0	0	0
Diseases Of The Skin (680-709)	0	0	0	3	3	0
Diseases Of The Musculoskeletal System (710-739)	0	0	0	0	0	0
Congenital Anomalies (740-759)	0	0	0	0	0	0
Certain Conditions Originating In The Perinatal Period (760-779)	0	0	0	11	1	10
Disorders Relating To Short Gestation (765)	0	0	0	1	0	1
Symptoms, Signs, and Ill Defined Conditions (780-799)	1	0	1	1	0	1
SIDS (798)	0	0	0	1	0	1
Injury And Poisoning (E800-E999)	0	0	0	31	15	16
Motor Vehicle Accidents (E810-E825)	0	0	0	7	3	4
All Other Accidents (E800-E807, E826-E949)	0	0	0	14	8	6
Suicides (E950-E959)	0	0	0	5	4	1
Homicides (E960-E969)	0	0	0	5	0	5

SELECTED VITAL STATISTICS BY RACE, BY CITY, 1988

ITEM	EATONTON			ELBERTON		
	NUMBER			NUMBER		
	Total	White	Black	Total	White	Black
TOTAL DEATHS	61	34	27	72	50	22
Lifestages						
INFANCY (<1)	3	0	3	0	0	0
NEONATAL	3	0	3	0	0	0
POST-NEONATAL	0	0	0	0	0	0
EARLY CHILDHOOD (1-4)	1	1	0	0	0	0
LATER CHILDHOOD (5-14)	1	1	0	0	0	0
ADOLESCENCE (15-19)	1	1	0	0	0	0
EARLY ADULTHOOD (20-29)	0	0	0	3	1	2
YOUNG ADULTHOOD (30-44)	4	3	1	3	2	1
MIDDLE ADULTHOOD (45-59)	10	7	3	8	4	4
LATER ADULTHOOD (60-74)	19	7	12	25	15	10
OLDER ADULTHOOD (>74)	22	14	8	33	28	5
Cause of Death						
Infectious and Parasitic Diseases (001-139)	1	1	0	1	0	1
Neoplasms (140-239)	10	5	5	9	7	2
Malignant Neoplasms (140-208)	10	5	5	9	7	2
Stomach (151)	0	0	0	0	0	0
Colon (153)	1	0	1	0	0	0
Pancreas (157)	1	0	1	0	0	0
Trachea, Bronchus and Lung (162)	2	2	0	4	2	2
Breast (174-175)	0	0	0	0	0	0
Ovary (183)	0	0	0	0	0	0
Prostate (185)	1	0	1	0	0	0
Leukemia (204-208)	0	0	0	0	0	0
All Other Malignant Sites	5	3	2	5	5	0
Endocrine, Nutritional and Metabolic Diseases (240-279)	0	0	0	2	1	1
Diabetes Mellitus (250)	0	0	0	1	0	1
Diseases of Blood and Blood-Forming Organs (280-289)	0	0	0	0	0	0
Mental Disorders (290-319)	1	0	1	0	0	0
Diseases of the Nervous System and Sense Organs (320-389)	0	0	0	0	0	0
Diseases of the Circulatory System (390-459)	32	18	14	39	25	14
Hypertensive Diseases (401-405)	0	0	0	2	1	1
Ischaemic Heart Disease (410-414)	20	11	9	17	11	6
Acute Myocardial Infarction (410)	12	7	5	9	4	5
Other Forms of Heart Disease (420-429)	5	2	3	4	3	1
Cerebrovascular Disease (430-438)	1	0	1	13	8	5
Diseases of The Arteries And Capillaries (440-448)	5	4	1	2	1	1

SELECTED VITAL STATISTICS BY RACE, BY CITY, 1988

ITEM	EATONTON			ELBERTON		
	NUMBER			NUMBER		
	Total	White	Black	Total	White	Black
Cause of Death (Continued)						
Diseases of The Respiratory System (460-519)	4	2	2	11	10	1
Influenza and Pneumonia (480-487)	0	0	0	5	5	0
Chronic Obstructive Pulmonary Disease (490-496)	1	0	1	2	1	1
Diseases of The Digestive System (520-579)	4	4	0	2	2	0
Chronic Liver Disease And Cirrhosis (571)	2	2	0	1	1	0
Disease of The Genitourinary System (580-629)	0	0	0	1	1	0
Complications Of Pregnancy, Childbirth, And The Puerperium (630-676)	0	0	0	0	0	0
Diseases Of The Skin (680-709)	0	0	0	0	0	0
Diseases Of The Musculoskeletal System (710-739)	1	0	1	0	0	0
Congenital Anomalies (740-759)	0	0	0	0	0	0
Certain Conditions Originating In The Perinatal Period (760-779)	3	0	3	0	0	0
Disorders Relating To Short Gestation (765)	0	0	0	0	0	0
Symptoms, Signs, and Ill Defined Conditions (780-799)	0	0	0	0	0	0
SIDS (798)	0	0	0	0	0	0
Injury And Poisoning (E800-E999)	5	4	1	7	4	3
Motor Vehicle Accidents (E810-E825)	1	1	0	2	2	0
All Other Accidents (E800-E807, E826-E949)	3	3	0	2	1	1
Suicides (E950-E959)	1	0	1	2	1	1
Homicides (E960-E969)	0	0	0	1	0	1

SELECTED VITAL STATISTICS BY RACE, BY CITY, 1988

ITEM	FAIRBURN			FAYETTEVILLE		
	NUMBER			NUMBER		
	Total	White	Black	Total	White	Black
TOTAL DEATHS	44	33	11	50	36	14
Lifestages						
INFANCY (<1)	1	0	1	2	1	1
NEONATAL	1	0	1	2	1	1
POST-NEONATAL	0	0	0	0	0	0
EARLY CHILDHOOD (1-4)	1	1	0	0	0	0
LATER CHILDHOOD (5-14)	0	0	0	0	0	0
ADOLESCENCE (15-19)	1	0	1	0	0	0
EARLY ADULTHOOD (20-29)	0	0	0	1	0	1
YOUNG ADULTHOOD (30-44)	4	2	2	6	4	2
MIDDLE ADULTHOOD (45-59)	7	5	2	12	10	2
LATER ADULTHOOD (60-74)	15	12	3	10	8	2
OLDER ADULTHOOD (>74)	15	13	2	19	13	6
Cause of Death						
Infectious and Parasitic Diseases (001-139)	1	0	1	0	0	0
Neoplasms (140-239)	12	9	3	15	12	3
Malignant Neoplasms (140-208)	12	9	3	15	12	3
Stomach (151)	0	0	0	1	0	1
Colon (153)	2	1	1	0	0	0
Pancreas (157)	0	0	0	0	0	0
Trachea, Bronchus and Lung (162)	5	5	0	5	5	0
Breast (174-175)	1	1	0	2	2	0
Ovary (183)	0	0	0	0	0	0
Prostate (185)	0	0	0	0	0	0
Leukemia (204-208)	0	0	0	0	0	0
All Other Malignant Sites	4	2	2	7	5	2
Endocrine, Nutritional and Metabolic Diseases (240-279)	1	1	0	3	2	1
Diabetes Mellitus (250)	0	0	0	1	0	1
Diseases of Blood and Blood-Forming Organs (280-289)	1	0	1	0	0	0
Mental Disorders (290-319)	0	0	0	1	1	0
Diseases of the Nervous System and Sense Organs (320-389)	1	0	1	2	2	0
Diseases of the Circulatory System (390-459)	14	12	2	15	11	4
Hypertensive Diseases (401-405)	1	1	0	0	0	0
Ischaemic Heart Disease (410-414)	9	7	2	7	6	1
Acute Myocardial Infarction (410)	5	3	2	4	3	1
Other Forms of Heart Disease (420-429)	1	1	0	2	1	1
Cerebrovascular Disease (430-438)	2	2	0	6	4	2
Diseases of The Arteries And Capillaries (440-448)	0	0	0	0	0	0

SELECTED VITAL STATISTICS BY RACE, BY CITY, 1988

ITEM	FAIRBURN			FAYETTEVILLE		
	NUMBER			NUMBER		
	Total	White	Black	Total	White	Black
Cause of Death (Continued)						
Diseases of The Respiratory System (460-519)	3	3	0	2	2	0
Influenza and Pneumonia (480-487)	1	1	0	2	2	0
Chronic Obstructive Pulmonary Disease (490-496)	1	1	0	0	0	0
Diseases of The Digestive System (520-579)	0	0	0	1	1	0
Chronic Liver Disease And Cirrhosis (571)	0	0	0	1	1	0
Disease of The Genitourinary System (580-629)	2	2	0	1	0	1
Complications Of Pregnancy, Childbirth, And The Puerperium (630-676)	0	0	0	0	0	0
Diseases Of The Skin (680-709)	0	0	0	0	0	0
Diseases Of The Musculoskeletal System (710-739)	0	0	0	0	0	0
Congenital Anomalies (740-759)	0	0	0	0	0	0
Certain Conditions Originating In The Perinatal Period (760-779)	1	0	1	2	1	1
Disorders Relating To Short Gestation (765)	0	0	0	0	0	0
Symptoms, Signs, and Ill Defined Conditions (780-799)	0	0	0	2	1	1
SIDS (798)	0	0	0	0	0	0
Injury And Poisoning (E800-E999)	8	6	2	6	3	3
Motor Vehicle Accidents (E810-E825)	4	3	1	2	1	1
All Other Accidents (E800-E807, E826-E949)	1	1	0	0	0	0
Suicides (E950-E959)	2	2	0	1	1	0
Homicides (E960-E969)	1	0	1	3	1	2

SELECTED VITAL STATISTICS BY RACE, BY CITY, 1988

ITEM	FITZGERALD			FOREST PARK		
	NUMBER			NUMBER		
	Total	White	Black	Total	White	Black
TOTAL DEATHS	151	93	58	174	150	22
Lifestages						
INFANCY (<1)	2	0	2	2	2	0
NEONATAL	1	0	1	1	1	0
POST-NEONATAL	1	0	1	1	1	0
EARLY CHILDHOOD (1-4)	0	0	0	2	1	1
LATER CHILDHOOD (5-14)	0	0	0	2	1	1
ADOLESCENCE (15-19)	1	0	1	1	1	0
EARLY ADULTHOOD (20-29)	2	1	1	4	3	1
YOUNG ADULTHOOD (30-44)	7	4	3	12	9	2
MIDDLE ADULTHOOD (45-59)	14	7	7	23	22	1
LATER ADULTHOOD (60-74)	60	34	26	77	70	7
OLDER ADULTHOOD (>74)	65	47	18	51	41	9
Cause of Death						
Infectious and Parasitic Diseases (001-139)	5	4	1	3	0	3
Neoplasms (140-239)	37	26	11	47	44	3
Malignant Neoplasms (140-208)	34	24	10	47	44	3
Stomach (151)	0	0	0	1	0	1
Colon (153)	4	3	1	2	2	0
Pancreas (157)	2	1	1	0	0	0
Trachea, Bronchus and Lung (162)	10	8	2	21	21	0
Breast (174-175)	2	1	1	8	8	0
Ovary (183)	1	1	0	0	0	0
Prostate (185)	1	1	0	4	4	0
Leukemia (204-208)	5	5	0	1	1	0
All Other Malignant Sites	9	4	5	10	8	2
Endocrine, Nutritional and Metabolic Diseases (240-279)	4	2	2	1	1	0
Diabetes Mellitus (250)	3	1	2	1	1	0
Diseases of Blood and Blood-Forming Organs (280-289)	1	0	1	1	1	0
Mental Disorders (290-319)	0	0	0	2	1	1
Diseases of the Nervous System and Sense Organs (320-389)	2	0	2	2	1	1
Diseases of the Circulatory System (390-459)	64	39	25	69	61	8
Hypertensive Diseases (401-405)	2	0	2	1	0	1
Ischaemic Heart Disease (410-414)	23	17	6	45	43	2
Acute Myocardial Infarction (410)	17	13	4	28	27	1
Other Forms of Heart Disease (420-429)	27	15	12	11	6	5
Cerebrovascular Disease (430-438)	11	6	5	7	7	0
Diseases of The Arteries And Capillaries (440-448)	1	1	0	4	4	0

SELECTED VITAL STATISTICS BY RACE, BY CITY, 1988

ITEM	FITZGERALD			FOREST PARK		
	NUMBER			NUMBER		
	Total	White	Black	Total	White	Black
Cause of Death (Continued)						
Diseases of The Respiratory System (460-519)	16	9	7	17	14	3
Influenza and Pneumonia (480-487)	7	2	5	9	7	2
Chronic Obstructive Pulmonary Disease (490-496)	5	5	0	3	3	0
Diseases of The Digestive System (520-579)	5	3	2	10	8	2
Chronic Liver Disease And Cirrhosis (571)	1	0	1	2	2	0
Disease of The Genitourinary System (580-629)	1	1	0	5	4	0
Complications Of Pregnancy, Childbirth, And The Puerperium (630-676)	0	0	0	0	0	0
Diseases Of The Skin (680-709)	1	0	1	1	0	1
Diseases Of The Musculoskeletal System (710-739)	1	0	1	0	0	0
Congenital Anomalies (740-759)	0	0	0	0	0	0
Certain Conditions Originating In The Perinatal Period (760-779)	1	0	1	3	3	0
Disorders Relating To Short Gestation (765)	0	0	0	1	1	0
Symptoms, Signs, and Ill Defined Conditions (780-799)	3	2	1	1	0	0
SIDS (798)	1	0	1	0	0	0
Injury And Poisoning (E800-E999)	10	7	3	12	12	0
Motor Vehicle Accidents (E810-E825)	4	4	0	4	4	0
All Other Accidents (E800-E807, E826-E949)	3	1	2	3	3	0
Suicides (E950-E959)	2	2	0	1	1	0
Homicides (E960-E969)	0	0	0	4	4	0

SELECTED VITAL STATISTICS BY RACE, BY CITY, 1988

ITEM	FORSYTH			FORT OGLETHORPE		
	NUMBER			NUMBER		
	Total	White	Black	Total	White	Black
TOTAL DEATHS	62	32	30	48	48	0
Lifestages						
INFANCY (<1)	2	1	1	0	0	0
NEONATAL	2	1	1	0	0	0
POST-NEONATAL	0	0	0	0	0	0
EARLY CHILDHOOD (1-4)	0	0	0	1	1	0
LATER CHILDHOOD (5-14)	0	0	0	0	0	0
ADOLESCENCE (15-19)	1	0	1	0	0	0
EARLY ADULTHOOD (20-29)	2	0	2	1	1	0
YOUNG ADULTHOOD (30-44)	3	0	3	2	2	0
MIDDLE ADULTHOOD (45-59)	7	3	4	5	5	0
LATER ADULTHOOD (60-74)	19	9	10	19	19	0
OLDER ADULTHOOD (>74)	28	19	9	20	20	0
Cause of Death						
Infectious and Parasitic Diseases (001-139)	0	0	0	2	2	0
Neoplasms (140-239)	15	9	6	9	9	0
Malignant Neoplasms (140-208)	15	9	6	9	9	0
Stomach (151)	0	0	0	0	0	0
Colon (153)	3	2	1	1	1	0
Pancreas (157)	0	0	0	0	0	0
Trachea, Bronchus and Lung (162)	3	2	1	1	1	0
Breast (174-175)	2	2	0	3	3	0
Ovary (183)	0	0	0	0	0	0
Prostate (185)	2	0	2	1	1	0
Leukemia (204-208)	0	0	0	0	0	0
All Other Malignant Sites	5	3	2	3	3	0
Endocrine, Nutritional and Metabolic Diseases (240-279)	1	1	0	5	5	0
Diabetes Mellitus (250)	0	0	0	4	4	0
Diseases of Blood and Blood-Forming Organs (280-289)	0	0	0	0	0	0
Mental Disorders (290-319)	2	0	2	1	1	0
Diseases of the Nervous System and Sense Organs (320-389)	1	1	0	1	1	0
Diseases of the Circulatory System (390-459)	23	11	12	19	19	0
Hypertensive Diseases (401-405)	1	0	1	0	0	0
Ischaemic Heart Disease (410-414)	9	6	3	10	10	0
Acute Myocardial Infarction (410)	8	5	3	8	8	0
Other Forms of Heart Disease (420-429)	5	1	4	5	5	0
Cerebrovascular Disease (430-438)	6	2	4	4	4	0
Diseases of The Arteries And Capillaries (440-448)	1	1	0	0	0	0

SELECTED VITAL STATISTICS BY RACE, BY CITY, 1988

ITEM	FORSYTH			FORT OGLETHORPE		
	NUMBER			NUMBER		
	Total	White	Black	Total	White	Black
Cause of Death (Continued)						
Diseases of The Respiratory System (460-519)	7	7	0	5	5	0
Influenza and Pneumonia (480-487)	2	2	0	1	1	0
Chronic Obstructive Pulmonary Disease (490-496)	4	4	0	3	3	0
Diseases of The Digestive System (520-579)	2	0	2	2	2	0
Chronic Liver Disease And Cirrhosis (571)	1	0	1	1	1	0
Disease of The Genitourinary System (580-629)	4	1	3	1	1	0
Complications Of Pregnancy, Childbirth, And The Puerperium (630-676)	0	0	0	0	0	0
Diseases Of The Skin (680-709)	0	0	0	0	0	0
Diseases Of The Musculoskeletal System (710-739)	0	0	0	0	0	0
Congenital Anomalies (740-759)	0	0	0	0	0	0
Certain Conditions Originating In The Perinatal Period (760-779)	2	1	1	0	0	0
Disorders Relating To Short Gestation (765)	0	0	0	0	0	0
Symptoms, Signs, and Ill Defined Conditions (780-799)	0	0	0	0	0	0
SIDS (798)	0	0	0	0	0	0
Injury And Poisoning (E800-E999)	5	1	4	3	3	0
Motor Vehicle Accidents (E810-E825)	3	0	3	1	1	0
All Other Accidents (E800-E807, E826-E949)	2	1	1	1	1	0
Suicides (E950-E959)	0	0	0	1	1	0
Homicides (E960-E969)	0	0	0	0	0	0

SELECTED VITAL STATISTICS BY RACE, BY CITY, 1988

ITEM	FORT VALLEY			GAINESVILLE		
	NUMBER			NUMBER		
	Total	White	Black	Total	White	Black
TOTAL DEATHS	100	31	69	197	155	41
Lifestages						
INFANCY (<1)	3	0	3	3	1	2
NEONATAL	3	0	3	1	0	1
POST-NEONATAL	0	0	0	2	1	1
EARLY CHILDHOOD (1-4)	0	0	0	1	0	1
LATER CHILDHOOD (5-14)	0	0	0	1	1	0
ADOLESCENCE (15-19)	1	0	1	0	0	0
EARLY ADULTHOOD (20-29)	2	0	2	7	2	5
YOUNG ADULTHOOD (30-44)	7	2	5	7	2	4
MIDDLE ADULTHOOD (45-59)	16	3	13	24	18	6
LATER ADULTHOOD (60-74)	32	8	24	63	51	12
OLDER ADULTHOOD (>74)	39	18	21	91	80	11
Cause of Death						
Infectious and Parasitic Diseases (001-139)	1	1	0	0	0	0
Neoplasms (140-239)	23	5	18	43	34	8
Malignant Neoplasms (140-208)	22	5	17	43	34	8
Stomach (151)	0	0	0	0	0	0
Colon (153)	0	0	0	4	4	0
Pancreas (157)	3	1	2	3	2	1
Trachea, Bronchus and Lung (162)	2	1	1	8	6	2
Breast (174-175)	2	1	1	4	2	1
Ovary (183)	0	0	0	3	3	0
Prostate (185)	1	0	1	2	1	1
Leukemia (204-208)	0	0	0	1	1	0
All Other Malignant Sites	14	2	12	18	15	3
Endocrine, Nutritional and Metabolic Diseases (240-279)	4	2	2	4	1	3
Diabetes Mellitus (250)	4	2	2	3	1	2
Diseases of Blood and Blood-Forming Organs (280-289)	2	0	2	0	0	0
Mental Disorders (290-319)	0	0	0	1	1	0
Diseases of the Nervous System and Sense Organs (320-389)	2	1	1	5	4	1
Diseases of the Circulatory System (390-459)	46	15	31	94	78	16
Hypertensive Diseases (401-405)	8	3	5	2	2	0
Ischaemic Heart Disease (410-414)	13	7	6	49	40	9
Acute Myocardial Infarction (410)	6	4	2	20	13	7
Other Forms of Heart Disease (420-429)	16	5	11	26	21	5
Cerebrovascular Disease (430-438)	6	0	6	14	12	2
Diseases of The Arteries And Capillaries (440-448)	3	0	3	1	1	0

SELECTED VITAL STATISTICS BY RACE, BY CITY, 1988

ITEM	FORT VALLEY			GAINESVILLE		
	NUMBER			NUMBER		
	Total	White	Black	Total	White	Black
Cause of Death (Continued)						
Diseases of The Respiratory System (460-519)	1	1	0	19	18	1
Influenza and Pneumonia (480-487)	0	0	0	6	5	1
Chronic Obstructive Pulmonary Disease (490-496)	0	0	0	12	12	0
Diseases of The Digestive System (520-579)	5	3	2	11	6	5
Chronic Liver Disease And Cirrhosis (571)	2	1	1	10	6	4
Disease of The Genitourinary System (580-629)	4	0	4	2	2	0
Complications Of Pregnancy, Childbirth, And The Puerperium (630-676)	0	0	0	0	0	0
Diseases Of The Skin (680-709)	0	0	0	0	0	0
Diseases Of The Musculoskeletal System (710-739)	0	0	0	0	0	0
Congenital Anomalies (740-759)	1	0	1	2	1	1
Certain Conditions Originating In The Perinatal Period (760-779)	2	0	2	0	0	0
Disorders Relating To Short Gestation (765)	0	0	0	0	0	0
Symptoms, Signs, and Ill Defined Conditions (780-799)	4	3	1	3	2	1
SIDS (798)	0	0	0	1	1	0
Injury And Poisoning (E800-E999)	5	0	5	13	8	5
Motor Vehicle Accidents (E810-E825)	2	0	2	4	2	2
All Other Accidents (E800-E807, E826-E949)	2	0	2	6	5	1
Suicides (E950-E959)	0	0	0	1	1	0
Homicides (E960-E969)	1	0	1	2	0	2

SELECTED VITAL STATISTICS BY RACE, BY CITY, 1988

ITEM	GARDEN CITY			GLENNVILLE		
	NUMBER			NUMBER		
	Total	White	Black	Total	White	Black
TOTAL DEATHS	56	47	9	63	52	11
Lifestages						
INFANCY (<1)	0	0	0	1	1	0
NEONATAL	0	0	0	1	1	0
POST-NEONATAL	0	0	0	0	0	0
EARLY CHILDHOOD (1-4)	0	0	0	0	0	0
LATER CHILDHOOD (5-14)	1	1	0	0	0	0
ADOLESCENCE (15-19)	2	2	0	0	0	0
EARLY ADULTHOOD (20-29)	1	0	1	2	2	0
YOUNG ADULTHOOD (30-44)	3	2	1	1	0	1
MIDDLE ADULTHOOD (45-59)	3	2	1	5	5	0
LATER ADULTHOOD (60-74)	19	17	2	18	14	4
OLDER ADULTHOOD (>74)	27	23	4	36	30	6
Cause of Death						
Infectious and Parasitic Diseases (001-139)	1	0	1	1	1	0
Neoplasms (140-239)	8	7	1	14	13	1
Malignant Neoplasms (140-208)	8	7	1	14	13	1
Stomach (151)	0	0	0	0	0	0
Colon (153)	1	1	0	1	1	0
Pancreas (157)	0	0	0	1	1	0
Trachea, Bronchus and Lung (162)	4	4	0	4	4	0
Breast (174-175)	0	0	0	1	1	0
Ovary (183)	0	0	0	0	0	0
Prostate (185)	0	0	0	1	0	1
Leukemia (204-208)	1	0	1	0	0	0
All Other Malignant Sites	2	2	0	6	6	0
Endocrine, Nutritional and Metabolic Diseases (240-279)	1	1	0	1	0	1
Diabetes Mellitus (250)	1	1	0	0	0	0
Diseases of Blood and Blood-Forming Organs (280-289)	0	0	0	0	0	0
Mental Disorders (290-319)	0	0	0	1	1	0
Diseases of the Nervous System and Sense Organs (320-389)	0	0	0	0	0	0
Diseases of the Circulatory System (390-459)	25	22	3	31	24	7
Hypertensive Diseases (401-405)	0	0	0	1	1	0
Ischaemic Heart Disease (410-414)	12	10	2	21	17	4
Acute Myocardial Infarction (410)	5	5	0	13	11	2
Other Forms of Heart Disease (420-429)	7	7	0	5	3	2
Cerebrovascular Disease (430-438)	5	4	1	3	2	1
Diseases of The Arteries And Capillaries (440-448)	1	1	0	1	1	0

SELECTED VITAL STATISTICS BY RACE, BY CITY, 1988

ITEM	GARDEN CITY			GLENNVILLE		
	NUMBER			NUMBER		
	Total	White	Black	Total	White	Black
Cause of Death (Continued)						
Diseases of The Respiratory System (460-519)	8	6	2	7	7	0
Influenza and Pneumonia (480-487)	3	2	1	4	4	0
Chronic Obstructive Pulmonary Disease (490-496)	5	4	1	2	2	0
Diseases of The Digestive System (520-579)	4	4	0	1	1	0
Chronic Liver Disease And Cirrhosis (571)	2	2	0	0	0	0
Disease of The Genitourinary System (580-629)	0	0	0	0	0	0
Complications Of Pregnancy, Childbirth, And The Puerperium (630-676)	0	0	0	0	0	0
Diseases Of The Skin (680-709)	0	0	0	0	0	0
Diseases Of The Musculoskeletal System (710-739)	0	0	0	0	0	0
Congenital Anomalies (740-759)	0	0	0	1	1	0
Certain Conditions Originating In The Perinatal Period (760-779)	0	0	0	1	1	0
Disorders Relating To Short Gestation (765)	0	0	0	0	0	0
Symptoms, Signs, and Ill Defined Conditions (780-799)	0	0	0	1	0	1
SIDS (798)	0	0	0	0	0	0
Injury And Poisoning (E800-E999)	9	7	2	4	3	1
Motor Vehicle Accidents (E810-E825)	2	2	0	3	2	1
All Other Accidents (E800-E807, E826-E949)	1	1	0	0	0	0
Suicides (E950-E959)	3	3	0	0	0	0
Homicides (E960-E969)	3	1	2	0	0	0

SELECTED VITAL STATISTICS BY RACE, BY CITY, 1988

ITEM	GORDON			GREENSBORO		
	NUMBER			NUMBER		
	Total	White	Black	Total	White	Black
TOTAL DEATHS	24	15	9	54	30	23
Lifestages						
INFANCY (<1)	0	0	0	0	0	0
NEONATAL	0	0	0	0	0	0
POST-NEONATAL	0	0	0	0	0	0
EARLY CHILDHOOD (1-4)	0	0	0	0	0	0
LATER CHILDHOOD (5-14)	0	0	0	0	0	0
ADOLESCENCE (15-19)	3	2	1	0	0	0
EARLY ADULTHOOD (20-29)	0	0	0	2	2	0
YOUNG ADULTHOOD (30-44)	1	0	1	1	0	1
MIDDLE ADULTHOOD (45-59)	2	1	1	8	3	5
LATER ADULTHOOD (60-74)	7	3	4	16	7	8
OLDER ADULTHOOD (>74)	11	9	2	27	18	9
Cause of Death						
Infectious and Parasitic Diseases (001-139)	0	0	0	0	0	0
Neoplasms (140-239)	1	1	0	9	8	1
Malignant Neoplasms (140-208)	1	1	0	9	8	1
Stomach (151)	0	0	0	0	0	0
Colon (153)	0	0	0	0	0	0
Pancreas (157)	0	0	0	1	1	0
Trachea, Bronchus and Lung (162)	0	0	0	2	2	0
Breast (174-175)	1	1	0	0	0	0
Ovary (183)	0	0	0	0	0	0
Prostate (185)	0	0	0	3	3	0
Leukemia (204-208)	0	0	0	0	0	0
All Other Malignant Sites	0	0	0	3	2	1
Endocrine, Nutritional and Metabolic Diseases (240-279)	1	1	0	3	1	2
Diabetes Mellitus (250)	0	0	0	3	1	2
Diseases of Blood and Blood-Forming Organs (280-289)	0	0	0	1	0	1
Mental Disorders (290-319)	0	0	0	1	1	0
Diseases of the Nervous System and Sense Organs (320-389)	0	0	0	0	0	0
Diseases of the Circulatory System (390-459)	18	11	7	29	11	17
Hypertensive Diseases (401-405)	0	0	0	0	0	0
Ischaemic Heart Disease (410-414)	10	7	3	9	5	3
Acute Myocardial Infarction (410)	6	4	2	5	4	1
Other Forms of Heart Disease (420-429)	5	2	3	5	0	5
Cerebrovascular Disease (430-438)	1	1	0	14	6	8
Diseases of The Arteries And Capillaries (440-448)	2	1	1	1	0	1

SELECTED VITAL STATISTICS BY RACE, BY CITY, 1988

ITEM	GORDON			GREENSBORO		
	NUMBER			NUMBER		
	Total	White	Black	Total	White	Black
Cause of Death (Continued)						
Diseases of The Respiratory System (460-519)	0	0	0	5	5	0
Influenza and Pneumonia (480-487)	0	0	0	1	1	0
Chronic Obstructive Pulmonary Disease (490-496)	0	0	0	4	4	0
Diseases of The Digestive System (520-579)	0	0	0	2	2	0
Chronic Liver Disease And Cirrhosis (571)	0	0	0	1	1	0
Disease of The Genitourinary System (580-629)	1	0	1	1	0	1
Complications Of Pregnancy, Childbirth, And The Puerperium (630-676)	0	0	0	0	0	0
Diseases Of The Skin (680-709)	0	0	0	0	0	0
Diseases Of The Musculoskeletal System (710-739)	0	0	0	0	0	0
Congenital Anomalies (740-759)	0	0	0	0	0	0
Certain Conditions Originating In The Perinatal Period (760-779)	0	0	0	0	0	0
Disorders Relating To Short Gestation (765)	0	0	0	0	0	0
Symptoms, Signs, and Ill Defined Conditions (780-799)	0	0	0	0	0	0
SIDS (798)	0	0	0	0	0	0
Injury And Poisoning (E800-E999)	3	2	1	3	2	1
Motor Vehicle Accidents (E810-E825)	2	2	0	1	1	0
All Other Accidents (E800-E807, E826-E949)	0	0	0	1	1	0
Suicides (E950-E959)	0	0	0	0	0	0
Homicides (E960-E969)	1	0	1	1	0	1

SELECTED VITAL STATISTICS BY RACE, BY CITY, 1988

ITEM	GRIFFIN			GROVETOWN		
	NUMBER			NUMBER		
	Total	White	Black	Total	White	Black
TOTAL DEATHS	304	193	111	18	15	2
Lifestages						
INFANCY (<1)	4	1	3	2	2	0
NEONATAL	4	1	3	0	0	0
POST-NEONATAL	0	0	0	2	2	0
EARLY CHILDHOOD (1-4)	0	0	0	1	1	0
LATER CHILDHOOD (5-14)	2	0	2	0	0	0
ADOLESCENCE (15-19)	0	0	0	0	0	0
EARLY ADULTHOOD (20-29)	8	1	7	0	0	0
YOUNG ADULTHOOD (30-44)	14	3	11	0	0	0
MIDDLE ADULTHOOD (45-59)	41	20	21	4	3	0
LATER ADULTHOOD (60-74)	94	65	29	10	8	2
OLDER ADULTHOOD (>74)	141	103	38	1	1	0
Cause of Death						
Infectious and Parasitic Diseases (001-139)	2	1	1	0	0	0
Neoplasms (140-239)	61	40	21	3	1	2
Malignant Neoplasms (140-208)	58	37	21	3	1	2
Stomach (151)	2	2	0	0	0	0
Colon (153)	9	6	3	0	0	0
Pancreas (157)	4	3	1	0	0	0
Trachea, Bronchus and Lung (162)	10	8	2	2	0	2
Breast (174-175)	8	5	3	0	0	0
Ovary (183)	1	1	0	0	0	0
Prostate (185)	3	0	3	0	0	0
Leukemia (204-208)	2	2	0	0	0	0
All Other Malignant Sites	19	10	9	1	1	0
Endocrine, Nutritional and Metabolic Diseases (240-279)	9	4	5	0	0	0
Diabetes Mellitus (250)	5	1	4	0	0	0
Diseases of Blood and Blood-Forming Organs (280-289)	1	1	0	0	0	0
Mental Disorders (290-319)	5	3	2	0	0	0
Diseases of the Nervous System and Sense Organs (320-389)	3	3	0	0	0	0
Diseases of the Circulatory System (390-459)	137	92	45	10	9	0
Hypertensive Diseases (401-405)	2	1	1	0	0	0
Ischaemic Heart Disease (410-414)	77	57	20	8	7	0
Acute Myocardial Infarction (410)	28	21	7	4	4	0
Other Forms of Heart Disease (420-429)	26	16	10	0	0	0
Cerebrovascular Disease (430-438)	24	14	10	2	2	0
Diseases of The Arteries And Capillaries (440-448)	2	1	1	0	0	0

SELECTED VITAL STATISTICS BY RACE, BY CITY, 1988

ITEM	GRIFFIN			GROVETOWN		
	NUMBER			NUMBER		
	Total	White	Black	Total	White	Black
Cause of Death (Continued)						
Diseases of The Respiratory System (460-519)	33	23	10	0	0	0
Influenza and Pneumonia (480-487)	21	15	6	0	0	0
Chronic Obstructive Pulmonary Disease (490-496)	8	6	2	0	0	0
Diseases of The Digestive System (520-579)	15	13	2	2	2	0
Chronic Liver Disease And Cirrhosis (571)	4	3	1	0	0	0
Disease of The Genitourinary System (580-629)	11	5	6	0	0	0
Complications Of Pregnancy, Childbirth, And The Puerperium (630-676)	0	0	0	0	0	0
Diseases Of The Skin (680-709)	1	1	0	0	0	0
Diseases Of The Musculoskeletal System (710-739)	2	1	1	0	0	0
Congenital Anomalies (740-759)	0	0	0	1	1	0
Certain Conditions Originating In The Perinatal Period (760-779)	5	1	4	0	0	0
Disorders Relating To Short Gestation (765)	0	0	0	0	0	0
Symptoms, Signs, and Ill Defined Conditions (780-799)	2	1	1	1	1	0
SIDS (798)	0	0	0	1	1	0
Injury And Poisoning (E800-E999)	17	4	13	1	1	0
Motor Vehicle Accidents (E810-E825)	3	1	2	1	1	0
All Other Accidents (E800-E807, E826-E949)	4	2	2	0	0	0
Suicides (E950-E959)	2	0	2	0	0	0
Homicides (E960-E969)	8	1	7	0	0	0

SELECTED VITAL STATISTICS BY RACE, BY CITY, 1988

ITEM	HAPEVILLE			HARTWELL		
	NUMBER			NUMBER		
	Total	White	Black	Total	White	Black
TOTAL DEATHS	77	73	3	87	70	17
Lifestages						
INFANCY (<1)	2	1	0	1	0	1
NEONATAL	2	1	0	0	0	0
POST-NEONATAL	0	0	0	1	0	1
EARLY CHILDHOOD (1-4)	0	0	0	0	0	0
LATER CHILDHOOD (5-14)	0	0	0	0	0	0
ADOLESCENCE (15-19)	0	0	0	0	0	0
EARLY ADULTHOOD (20-29)	1	1	0	3	3	0
YOUNG ADULTHOOD (30-44)	3	2	1	1	0	1
MIDDLE ADULTHOOD (45-59)	8	7	1	14	9	5
LATER ADULTHOOD (60-74)	30	30	0	28	25	3
OLDER ADULTHOOD (>74)	33	32	1	40	33	7
Cause of Death						
Infectious and Parasitic Diseases (001-139)	6	5	1	3	3	0
Neoplasms (140-239)	12	12	0	18	12	6
Malignant Neoplasms (140-208)	11	11	0	18	12	6
Stomach (151)	0	0	0	0	0	0
Colon (153)	1	1	0	0	0	0
Pancreas (157)	0	0	0	1	1	0
Trachea, Bronchus and Lung (162)	3	3	0	4	3	1
Breast (174-175)	1	1	0	5	4	1
Ovary (183)	0	0	0	0	0	0
Prostate (185)	1	1	0	1	1	0
Leukemia (204-208)	1	1	0	1	0	1
All Other Malignant Sites	4	4	0	6	3	3
Endocrine, Nutritional and Metabolic Diseases (240-279)	5	5	0	2	0	2
Diabetes Mellitus (250)	4	4	0	2	0	2
Diseases of Blood and Blood-Forming Organs (280-289)	0	0	0	0	0	0
Mental Disorders (290-319)	0	0	0	3	3	0
Diseases of the Nervous System and Sense Organs (320-389)	2	1	1	3	3	0
Diseases of the Circulatory System (390-459)	36	35	1	34	28	6
Hypertensive Diseases (401-405)	0	0	0	0	0	0
Ischaemic Heart Disease (410-414)	20	20	0	20	17	3
Acute Myocardial Infarction (410)	11	11	0	14	12	2
Other Forms of Heart Disease (420-429)	8	7	1	7	5	2
Cerebrovascular Disease (430-438)	5	5	0	4	3	1
Diseases of The Arteries And Capillaries (440-448)	3	3	0	1	1	0

SELECTED VITAL STATISTICS BY RACE, BY CITY, 1988

ITEM	HAPEVILLE			HARTWELL		
	NUMBER			NUMBER		
	Total	White	Black	Total	White	Black
Cause of Death (Continued)						
Diseases of The Respiratory System (460-519)	5	5	0	12	12	0
Influenza and Pneumonia (480-487)	1	1	0	6	6	0
Chronic Obstructive Pulmonary Disease (490-496)	3	3	0	6	6	0
Diseases of The Digestive System (520-579)	2	2	0	2	2	0
Chronic Liver Disease And Cirrhosis (571)	0	0	0	0	0	0
Disease of The Genitourinary System (580-629)	0	0	0	3	2	1
Complications Of Pregnancy, Childbirth, And The Puerperium (630-676)	0	0	0	0	0	0
Diseases Of The Skin (680-709)	1	1	0	1	0	1
Diseases Of The Musculoskeletal System (710-739)	0	0	0	0	0	0
Congenital Anomalies (740-759)	1	1	0	1	0	1
Certain Conditions Originating In The Perinatal Period (760-779)	1	0	0	0	0	0
Disorders Relating To Short Gestation (765)	1	0	0	0	0	0
Symptoms, Signs, and Ill Defined Conditions (780-799)	1	1	0	0	0	0
SIDS (798)	0	0	0	0	0	0
Injury And Poisoning (E800-E999)	5	5	0	5	5	0
Motor Vehicle Accidents (E810-E825)	1	1	0	4	4	0
All Other Accidents (E800-E807, E826-E949)	3	3	0	1	1	0
Suicides (E950-E959)	0	0	0	0	0	0
Homicides (E960-E969)	1	1	0	0	0	0

SELECTED VITAL STATISTICS BY RACE, BY CITY, 1988

ITEM	HAWKINSVILLE			HAZELHURST		
	NUMBER			NUMBER		
	Total	White	Black	Total	White	Black
TOTAL DEATHS	37	23	14	55	34	21
Lifestages						
INFANCY (<1)	0	0	0	1	0	1
NEONATAL	0	0	0	1	0	1
POST-NEONATAL	0	0	0	0	0	0
EARLY CHILDHOOD (1-4)	0	0	0	0	0	0
LATER CHILDHOOD (5-14)	0	0	0	0	0	0
ADOLESCENCE (15-19)	0	0	0	0	0	0
EARLY ADULTHOOD (20-29)	0	0	0	4	3	1
YOUNG ADULTHOOD (30-44)	1	0	1	4	2	2
MIDDLE ADULTHOOD (45-59)	3	1	2	7	3	4
LATER ADULTHOOD (60-74)	14	7	7	15	8	7
OLDER ADULTHOOD (>74)	19	15	4	24	18	6
Cause of Death						
Infectious and Parasitic Diseases (001-139)	0	0	0	1	0	1
Neoplasms (140-239)	8	4	4	14	9	5
Malignant Neoplasms (140-208)	8	4	4	14	9	5
Stomach (151)	0	0	0	0	0	0
Colon (153)	1	0	1	3	1	2
Pancreas (157)	0	0	0	1	1	0
Trachea, Bronchus and Lung (162)	2	1	1	4	4	0
Breast (174-175)	1	0	1	0	0	0
Ovary (183)	0	0	0	0	0	0
Prostate (185)	0	0	0	2	2	0
Leukemia (204-208)	0	0	0	0	0	0
All Other Malignant Sites	4	3	1	4	1	3
Endocrine, Nutritional and Metabolic Diseases (240-279)	1	1	0	5	2	3
Diabetes Mellitus (250)	1	1	0	4	2	2
Diseases of Blood and Blood-Forming Organs (280-289)	1	0	1	0	0	0
Mental Disorders (290-319)	1	0	1	0	0	0
Diseases of the Nervous System and Sense Organs (320-389)	0	0	0	0	0	0
Diseases of the Circulatory System (390-459)	23	17	6	16	12	4
Hypertensive Diseases (401-405)	2	1	1	0	0	0
Ischaemic Heart Disease (410-414)	14	12	2	9	6	3
Acute Myocardial Infarction (410)	8	7	1	8	5	3
Other Forms of Heart Disease (420-429)	3	1	2	2	2	0
Cerebrovascular Disease (430-438)	4	3	1	2	1	1
Diseases of The Arteries And Capillaries (440-448)	0	0	0	2	2	0

SELECTED VITAL STATISTICS BY RACE, BY CITY, 1988

ITEM	HAWKINSVILLE			HAZELHURST		
	NUMBER			NUMBER		
	Total	White	Black	Total	White	Black
Cause of Death (Continued)						
Diseases of The Respiratory System (460-519)	0	0	0	4	3	1
Influenza and Pneumonia (480-487)	0	0	0	0	0	0
Chronic Obstructive Pulmonary Disease (490-496)	0	0	0	3	2	1
Diseases of The Digestive System (520-579)	2	1	1	3	2	1
Chronic Liver Disease And Cirrhosis (571)	0	0	0	0	0	0
Disease of The Genitourinary System (580-629)	0	0	0	0	0	0
Complications Of Pregnancy, Childbirth, And The Puerperium (630-676)	0	0	0	0	0	0
Diseases Of The Skin (680-709)	0	0	0	0	0	0
Diseases Of The Musculoskeletal System (710-739)	0	0	0	0	0	0
Congenital Anomalies (740-759)	0	0	0	0	0	0
Certain Conditions Originating In The Perinatal Period (760-779)	0	0	0	1	0	1
Disorders Relating To Short Gestation (765)	0	0	0	1	0	1
Symptoms, Signs, and Ill Defined Conditions (780-799)	0	0	0	0	0	0
SIDS (798)	0	0	0	0	0	0
Injury And Poisoning (E800-E999)	1	0	1	11	6	5
Motor Vehicle Accidents (E810-E825)	1	0	1	5	2	3
All Other Accidents (E800-E807, E826-E949)	0	0	0	3	2	1
Suicides (E950-E959)	0	0	0	2	2	0
Homicides (E960-E969)	0	0	0	1	0	1

SELECTED VITAL STATISTICS BY RACE, BY CITY, 1988

ITEM	HINESVILLE			HOGANSVILLE		
	NUMBER			NUMBER		
	Total	White	Black	Total	White	Black
TOTAL DEATHS	69	46	22	51	35	16
Lifestages						
INFANCY (<1)	14	5	9	0	0	0
NEONATAL	11	3	8	0	0	0
POST-NEONATAL	3	2	1	0	0	0
EARLY CHILDHOOD (1-4)	0	0	0	0	0	0
LATER CHILDHOOD (5-14)	2	2	0	0	0	0
ADOLESCENCE (15-19)	0	0	0	2	2	0
EARLY ADULTHOOD (20-29)	4	1	3	0	0	0
YOUNG ADULTHOOD (30-44)	7	4	2	6	3	3
MIDDLE ADULTHOOD (45-59)	12	10	2	8	5	3
LATER ADULTHOOD (60-74)	16	14	2	16	9	7
OLDER ADULTHOOD (>74)	14	10	4	19	16	3
Cause of Death						
Infectious and Parasitic Diseases (001-139)	2	2	0	1	1	0
Neoplasms (140-239)	12	9	3	12	8	4
Malignant Neoplasms (140-208)	12	9	3	11	7	4
Stomach (151)	0	0	0	0	0	0
Colon (153)	0	0	0	0	0	0
Pancreas (157)	0	0	0	1	1	0
Trachea, Bronchus and Lung (162)	5	2	3	6	4	2
Breast (174-175)	3	3	0	0	0	0
Ovary (183)	0	0	0	0	0	0
Prostate (185)	0	0	0	1	0	1
Leukemia (204-208)	1	1	0	0	0	0
All Other Malignant Sites	3	3	0	3	2	1
Endocrine, Nutritional and Metabolic Diseases (240-279)	3	3	0	2	2	0
Diabetes Mellitus (250)	3	3	0	2	2	0
Diseases of Blood and Blood-Forming Organs (280-289)	0	0	0	1	1	0
Mental Disorders (290-319)	0	0	0	0	0	0
Diseases of the Nervous System and Sense Organs (320-389)	5	3	2	0	0	0
Diseases of the Circulatory System (390-459)	23	18	5	26	17	9
Hypertensive Diseases (401-405)	2	0	2	3	2	1
Ischaemic Heart Disease (410-414)	11	10	1	13	10	3
Acute Myocardial Infarction (410)	7	6	1	3	3	0
Other Forms of Heart Disease (420-429)	9	7	2	9	4	5
Cerebrovascular Disease (430-438)	0	0	0	1	1	0
Diseases of The Arteries And Capillaries (440-448)	0	0	0	0	0	0

SELECTED VITAL STATISTICS BY RACE, BY CITY, 1988

ITEM	HINESVILLE			HOGANSVILLE		
	NUMBER			NUMBER		
	Total	White	Black	Total	White	Black
Cause of Death (Continued)						
Diseases of The Respiratory System (460-519)	1	1	0	5	3	2
Influenza and Pneumonia (480-487)	0	0	0	4	3	1
Chronic Obstructive Pulmonary Disease (490-496)	1	1	0	0	0	0
Diseases of The Digestive System (520-579)	2	1	1	0	0	0
Chronic Liver Disease And Cirrhosis (571)	0	0	0	0	0	0
Disease of The Genitourinary System (580-629)	0	0	0	0	0	0
Complications Of Pregnancy, Childbirth, And The Puerperium (630-676)	0	0	0	0	0	0
Diseases Of The Skin (680-709)	0	0	0	0	0	0
Diseases Of The Musculoskeletal System (710-739)	0	0	0	0	0	0
Congenital Anomalies (740-759)	1	1	0	0	0	0
Certain Conditions Originating In The Perinatal Period (760-779)	10	2	8	0	0	0
Disorders Relating To Short Gestation (765)	0	0	0	0	0	0
Symptoms, Signs, and Ill Defined Conditions (780-799)	1	1	0	0	0	0
SIDS (798)	1	1	0	0	0	0
Injury And Poisoning (E800-E999)	9	5	3	4	3	1
Motor Vehicle Accidents (E810-E825)	3	2	0	2	2	0
All Other Accidents (E800-E807, E826-E949)	3	3	0	1	0	1
Suicides (E950-E959)	0	0	0	1	1	0
Homicides (E960-E969)	2	0	2	0	0	0

SELECTED VITAL STATISTICS BY RACE, BY CITY, 1988

ITEM	HOMERVILLE			JACKSON		
	NUMBER			NUMBER		
	Total	White	Black	Total	White	Black
TOTAL DEATHS	41	27	14	47	30	17
Lifestages						
INFANCY (<1)	0	0	0	1	0	1
NEONATAL	0	0	0	0	0	0
POST-NEONATAL	0	0	0	1	0	1
EARLY CHILDHOOD (1-4)	0	0	0	0	0	0
LATER CHILDHOOD (5-14)	0	0	0	0	0	0
ADOLESCENCE (15-19)	0	0	0	0	0	0
EARLY ADULTHOOD (20-29)	1	0	1	0	0	0
YOUNG ADULTHOOD (30-44)	4	1	3	0	0	0
MIDDLE ADULTHOOD (45-59)	2	1	1	5	3	2
LATER ADULTHOOD (60-74)	10	7	3	21	12	9
OLDER ADULTHOOD (>74)	24	18	6	20	15	5
Cause of Death						
Infectious and Parasitic Diseases (001-139)	2	1	1	3	1	2
Neoplasms (140-239)	3	3	0	7	5	2
Malignant Neoplasms (140-208)	2	2	0	7	5	2
Stomach (151)	0	0	0	0	0	0
Colon (153)	0	0	0	0	0	0
Pancreas (157)	0	0	0	0	0	0
Trachea, Bronchus and Lung (162)	1	1	0	3	3	0
Breast (174-175)	0	0	0	0	0	0
Ovary (183)	0	0	0	0	0	0
Prostate (185)	0	0	0	1	0	1
Leukemia (204-208)	0	0	0	0	0	0
All Other Malignant Sites	1	1	0	3	2	1
Endocrine, Nutritional and Metabolic Diseases (240-279)	1	0	1	2	0	2
Diabetes Mellitus (250)	0	0	0	2	0	2
Diseases of Blood and Blood-Forming Organs (280-289)	1	1	0	0	0	0
Mental Disorders (290-319)	0	0	0	2	1	1
Diseases of the Nervous System and Sense Organs (320-389)	0	0	0	0	0	0
Diseases of the Circulatory System (390-459)	20	14	6	22	17	5
Hypertensive Diseases (401-405)	3	1	2	2	2	0
Ischaemic Heart Disease (410-414)	7	6	1	9	6	3
Acute Myocardial Infarction (410)	4	4	0	4	3	1
Other Forms of Heart Disease (420-429)	5	4	1	6	5	1
Cerebrovascular Disease (430-438)	5	3	2	2	1	1
Diseases of The Arteries And Capillaries (440-448)	0	0	0	2	2	0

SELECTED VITAL STATISTICS BY RACE, BY CITY, 1988

ITEM	HOMERVILLE			JACKSON		
	NUMBER			NUMBER		
	Total	White	Black	Total	White	Black
Cause of Death (Continued)						
Diseases of The Respiratory System (460-519)	6	4	2	1	1	0
Influenza and Pneumonia (480-487)	3	2	1	1	1	0
Chronic Obstructive Pulmonary Disease (490-496)	1	1	0	0	0	0
Diseases of The Digestive System (520-579)	1	0	1	1	1	0
Chronic Liver Disease And Cirrhosis (571)	0	0	0	1	1	0
Disease of The Genitourinary System (580-629)	1	1	0	4	2	2
Complications Of Pregnancy, Childbirth, And The Puerperium (630-676)	0	0	0	0	0	0
Diseases Of The Skin (680-709)	0	0	0	0	0	0
Diseases Of The Musculoskeletal System (710-739)	0	0	0	0	0	0
Congenital Anomalies (740-759)	0	0	0	0	0	0
Certain Conditions Originating In The Perinatal Period (760-779)	0	0	0	0	0	0
Disorders Relating To Short Gestation (765)	0	0	0	0	0	0
Symptoms, Signs, and Ill Defined Conditions (780-799)	0	0	0	1	0	1
SIDS (798)	0	0	0	1	0	1
Injury And Poisoning (E800-E999)	6	3	3	4	2	2
Motor Vehicle Accidents (E810-E825)	2	1	1	0	0	0
All Other Accidents (E800-E807, E826-E949)	2	2	0	1	1	0
Suicides (E950-E959)	0	0	0	1	1	0
Homicides (E960-E969)	1	0	1	2	0	2

SELECTED VITAL STATISTICS BY RACE, BY CITY, 1988

ITEM	JESUP			JONESBORO		
	NUMBER			NUMBER		
	Total	White	Black	Total	White	Black
TOTAL DEATHS	111	68	43	90	68	22
Lifestages						
INFANCY (<1)	2	1	1	6	5	1
NEONATAL	1	1	0	4	4	0
POST-NEONATAL	1	0	1	2	1	1
EARLY CHILDHOOD (1-4)	1	1	0	0	0	0
LATER CHILDHOOD (5-14)	3	1	2	1	1	0
ADOLESCENCE (15-19)	0	0	0	0	0	0
EARLY ADULTHOOD (20-29)	0	0	0	9	8	1
YOUNG ADULTHOOD (30-44)	12	6	6	3	1	2
MIDDLE ADULTHOOD (45-59)	8	3	5	13	9	4
LATER ADULTHOOD (60-74)	45	28	17	21	15	6
OLDER ADULTHOOD (>74)	40	28	12	37	29	8
Cause of Death						
Infectious and Parasitic Diseases (001-139)	4	2	2	3	3	0
Neoplasms (140-239)	24	17	7	15	12	3
Malignant Neoplasms (140-208)	24	17	7	15	12	3
Stomach (151)	0	0	0	0	0	0
Colon (153)	1	1	0	0	0	0
Pancreas (157)	2	2	0	1	1	0
Trachea, Bronchus and Lung (162)	8	4	4	4	4	0
Breast (174-175)	2	2	0	3	2	1
Ovary (183)	1	1	0	0	0	0
Prostate (185)	3	2	1	0	0	0
Leukemia (204-208)	0	0	0	0	0	0
All Other Malignant Sites	7	5	2	7	5	2
Endocrine, Nutritional and Metabolic Diseases (240-279)	4	2	2	5	3	2
Diabetes Mellitus (250)	2	2	0	2	2	0
Diseases of Blood and Blood-Forming Organs (280-289)	0	0	0	0	0	0
Mental Disorders (290-319)	1	0	1	1	1	0
Diseases of the Nervous System and Sense Organs (320-389)	0	0	0	1	1	0
Diseases of the Circulatory System (390-459)	51	31	20	38	28	10
Hypertensive Diseases (401-405)	12	6	6	1	1	0
Ischaemic Heart Disease (410-414)	17	13	4	20	16	4
Acute Myocardial Infarction (410)	14	10	4	11	8	3
Other Forms of Heart Disease (420-429)	10	6	4	15	10	5
Cerebrovascular Disease (430-438)	8	2	6	1	0	1
Diseases of The Arteries And Capillaries (440-448)	4	4	0	1	1	0

SELECTED VITAL STATISTICS BY RACE, BY CITY, 1988

ITEM	JESUP			JONESBORO		
	NUMBER			NUMBER		
	Total	White	Black	Total	White	Black
Cause of Death (Continued)						
Diseases of The Respiratory System (460-519)	9	3	6	5	4	1
Influenza and Pneumonia (480-487)	3	1	2	0	0	0
Chronic Obstructive Pulmonary Disease (490-496)	4	1	3	4	3	1
Diseases of The Digestive System (520-579)	5	5	0	6	4	2
Chronic Liver Disease And Cirrhosis (571)	4	4	0	3	2	1
Disease of The Genitourinary System (580-629)	1	1	0	1	1	0
Complications Of Pregnancy, Childbirth, And The Puerperium (630-676)	0	0	0	0	0	0
Diseases Of The Skin (680-709)	0	0	0	0	0	0
Diseases Of The Musculoskeletal System (710-739)	0	0	0	0	0	0
Congenital Anomalies (740-759)	0	0	0	1	1	0
Certain Conditions Originating In The Perinatal Period (760-779)	1	1	0	2	2	0
Disorders Relating To Short Gestation (765)	0	0	0	0	0	0
Symptoms, Signs, and Ill Defined Conditions (780-799)	1	0	1	1	0	1
SIDS (798)	0	0	0	1	0	1
Injury And Poisoning (E800-E999)	10	6	4	11	8	3
Motor Vehicle Accidents (E810-E825)	3	2	1	2	0	2
All Other Accidents (E800-E807, E826-E949)	4	2	2	2	2	0
Suicides (E950-E959)	3	2	1	5	5	0
Homicides (E960-E969)	0	0	0	1	0	1

SELECTED VITAL STATISTICS BY RACE, BY CITY, 1988

ITEM	KENNESAW			LAFAYETTE		
	NUMBER			NUMBER		
	Total	White	Black	Total	White	Black
TOTAL DEATHS	43	41	2	94	84	10
Lifestages						
INFANCY (<1)						
NEONATAL	1	1	0	0	0	0
POST-NEONATAL	1	1	0	0	0	0
EARLY CHILDHOOD (1-4)	0	0	0	0	0	0
LATER CHILDHOOD (5-14)	0	0	0	0	0	0
ADOLESCENCE (15-19)	0	0	0	3	3	0
EARLY ADULTHOOD (20-29)	1	1	0	4	3	1
YOUNG ADULTHOOD (30-44)	5	5	0	5	4	1
MIDDLE ADULTHOOD (45-59)	11	11	0	12	9	3
LATER ADULTHOOD (60-74)	16	16	0	30	26	4
OLDER ADULTHOOD (>74)	9	7	2	40	39	1
Cause of Death						
Infectious and Parasitic Diseases (001-139)	2	2	0	0	0	0
Neoplasms (140-239)	12	12	0	20	16	4
Malignant Neoplasms (140-208)	11	11	0	20	16	4
Stomach (151)	0	0	0	0	0	0
Colon (153)	1	1	0	0	0	0
Pancreas (157)	0	0	0	3	2	1
Trachea, Bronchus and Lung (162)	4	4	0	10	7	3
Breast (174-175)	1	1	0	0	0	0
Ovary (183)	0	0	0	2	2	0
Prostate (185)	1	1	0	1	1	0
Leukemia (204-208)	1	1	0	1	1	0
All Other Malignant Sites	3	3	0	3	3	0
Endocrine, Nutritional and Metabolic Diseases (240-279)	1	1	0	6	5	1
Diabetes Mellitus (250)	1	1	0	5	4	1
Diseases of Blood and Blood-Forming Organs (280-289)	0	0	0	0	0	0
Mental Disorders (290-319)	0	0	0	0	0	0
Diseases of the Nervous System and Sense Organs (320-389)	0	0	0	1	1	0
Diseases of the Circulatory System (390-459)	14	12	2	47	44	3
Hypertensive Diseases (401-405)	0	0	0	0	0	0
Ischaemic Heart Disease (410-414)	5	4	1	23	23	0
Acute Myocardial Infarction (410)	4	3	1	17	17	0
Other Forms of Heart Disease (420-429)	3	3	0	12	9	3
Cerebrovascular Disease (430-438)	4	4	0	7	7	0
Diseases of The Arteries And Capillaries (440-448)	1	0	1	3	3	0

SELECTED VITAL STATISTICS BY RACE, BY CITY, 1988

ITEM	KENNESAW			LAFAYETTE		
	NUMBER			NUMBER		
	Total	White	Black	Total	White	Black
Cause of Death (Continued)						
Diseases of The Respiratory System (460-519)	5	5	0	6	6	0
Influenza and Pneumonia (480-487)	0	0	0	1	1	0
Chronic Obstructive Pulmonary Disease (490-496)	4	4	0	2	2	0
Diseases of The Digestive System (520-579)	2	2	0	2	2	0
Chronic Liver Disease And Cirrhosis (571)	0	0	0	0	0	0
Disease of The Genitourinary System (580-629)	0	0	0	2	2	0
Complications Of Pregnancy, Childbirth, And The Puerperium (630-676)	0	0	0	0	0	0
Diseases Of The Skin (680-709)	0	0	0	0	0	0
Diseases Of The Musculoskeletal System (710-739)	0	0	0	1	1	0
Congenital Anomalies (740-759)	0	0	0	0	0	0
Certain Conditions Originating In The Perinatal Period (760-779)	1	1	0	0	0	0
Disorders Relating To Short Gestation (765)	1	1	0	0	0	0
Symptoms, Signs, and Ill Defined Conditions (780-799)	1	1	0	0	0	0
SIDS (798)	0	0	0	0	0	0
Injury And Poisoning (E800-E999)	5	5	0	9	7	2
Motor Vehicle Accidents (E810-E825)	0	0	0	6	4	2
All Other Accidents (E800-E807, E826-E949)	2	2	0	2	2	0
Suicides (E950-E959)	3	3	0	1	1	0
Homicides (E960-E969)	0	0	0	0	0	0

SELECTED VITAL STATISTICS BY RACE, BY CITY, 1988

ITEM	LAGRANGE			LAKE CITY		
	NUMBER			NUMBER		
	Total	White	Black	Total	White	Black
TOTAL DEATHS	298	191	107	27	26	1
Lifestages						
INFANCY (<1)	7	2	5	0	0	0
NEONATAL	5	0	5	0	0	0
POST-NEONATAL	2	2	0	0	0	0
EARLY CHILDHOOD (1-4)	1	1	0	0	0	0
LATER CHILDHOOD (5-14)	2	0	2	0	0	0
ADOLESCENCE (15-19)	2	2	0	0	0	0
EARLY ADULTHOOD (20-29)	11	8	3	0	0	0
YOUNG ADULTHOOD (30-44)	18	8	10	1	1	0
MIDDLE ADULTHOOD (45-59)	27	13	14	5	5	0
LATER ADULTHOOD (60-74)	97	62	35	8	7	1
OLDER ADULTHOOD (>74)	133	95	38	13	13	0
Cause of Death						
Infectious and Parasitic Diseases (001-139)	6	4	2	1	1	0
Neoplasms (140-239)	63	45	18	7	7	0
Malignant Neoplasms (140-208)	63	45	18	7	7	0
Stomach (151)	2	1	1	0	0	0
Colon (153)	4	2	2	0	0	0
Pancreas (157)	2	2	0	0	0	0
Trachea, Bronchus and Lung (162)	14	12	2	2	2	0
Breast (174-175)	10	6	4	2	2	0
Ovary (183)	0	0	0	0	0	0
Prostate (185)	3	3	0	1	1	0
Leukemia (204-208)	2	1	1	0	0	0
All Other Malignant Sites	26	18	8	2	2	0
Endocrine, Nutritional and Metabolic Diseases (240-279)	10	5	5	1	1	0
Diabetes Mellitus (250)	8	4	4	1	1	0
Diseases of Blood and Blood-Forming Organs (280-289)	2	0	2	1	1	0
Mental Disorders (290-319)	8	6	2	1	1	0
Diseases of the Nervous System and Sense Organs (320-389)	10	10	0	0	0	0
Diseases of the Circulatory System (390-459)	115	69	46	8	7	1
Hypertensive Diseases (401-405)	6	2	4	0	0	0
Ischaemic Heart Disease (410-414)	68	42	26	3	3	0
Acute Myocardial Infarction (410)	45	28	17	0	0	0
Other Forms of Heart Disease (420-429)	17	11	6	4	3	1
Cerebrovascular Disease (430-438)	20	11	9	1	1	0
Diseases of The Arteries And Capillaries (440-448)	2	1	1	0	0	0

SELECTED VITAL STATISTICS BY RACE, BY CITY, 1988

ITEM	LAGRANGE			LAKE CITY		
	NUMBER			NUMBER		
	Total	White	Black	Total	White	Black
Cause of Death (Continued)						
Diseases of The Respiratory System (460-519)	31	23	8	4	4	0
Influenza and Pneumonia (480-487)	9	7	2	1	1	0
Chronic Obstructive Pulmonary Disease (490-496)	11	7	4	2	2	0
Diseases of The Digestive System (520-579)	12	8	4	0	0	0
Chronic Liver Disease And Cirrhosis (571)	2	2	0	0	0	0
Disease of The Genitourinary System (580-629)	3	1	2	0	0	0
Complications Of Pregnancy, Childbirth, And The Puerperium (630-676)	0	0	0	0	0	0
Diseases Of The Skin (680-709)	0	0	0	0	0	0
Diseases Of The Musculoskeletal System (710-739)	2	1	1	1	1	0
Congenital Anomalies (740-759)	1	0	1	0	0	0
Certain Conditions Originating In The Perinatal Period (760-779)	3	0	3	0	0	0
Disorders Relating To Short Gestation (765)	1	0	1	0	0	0
Symptoms, Signs, and Ill Defined Conditions (780-799)	4	4	0	0	0	0
SIDS (798)	2	2	0	0	0	0
Injury And Poisoning (E800-E999)	28	15	13	3	3	0
Motor Vehicle Accidents (E810-E825)	7	2	5	0	0	0
All Other Accidents (E800-E807, E826-E949)	7	6	1	2	2	0
Suicides (E950-E959)	6	4	2	1	1	0
Homicides (E960-E969)	7	2	5	0	0	0

SELECTED VITAL STATISTICS BY RACE, BY CITY, 1988

ITEM	LAKELAND			LAWRENCEVILLE		
	NUMBER			NUMBER		
	Total	White	Black	Total	White	Black
TOTAL DEATHS	41	28	13	99	89	9
Lifestages						
INFANCY (<1)	2	0	2	5	5	0
NEONATAL	2	0	2	4	4	0
POST-NEONATAL	0	0	0	1	1	0
EARLY CHILDHOOD (1-4)	0	0	0	2	1	1
LATER CHILDHOOD (5-14)	0	0	0	1	1	0
ADOLESCENCE (15-19)	1	0	1	2	1	1
EARLY ADULTHOOD (20-29)	1	1	0	6	5	1
YOUNG ADULTHOOD (30-44)	0	0	0	8	7	1
MIDDLE ADULTHOOD (45-59)	9	6	3	7	7	0
LATER ADULTHOOD (60-74)	11	9	2	34	32	1
OLDER ADULTHOOD (>74)	17	12	5	34	30	4
Cause of Death						
Infectious and Parasitic Diseases (001-139)	1	0	1	1	1	0
Neoplasms (140-239)	14	11	3	21	19	1
Malignant Neoplasms (140-208)	13	10	3	21	19	1
Stomach (151)	0	0	0	1	1	0
Colon (153)	0	0	0	2	2	0
Pancreas (157)	2	1	1	0	0	0
Trachea, Bronchus and Lung (162)	4	4	0	11	10	1
Breast (174-175)	0	0	0	2	2	0
Ovary (183)	1	0	1	0	0	0
Prostate (185)	1	1	0	1	1	0
Leukemia (204-208)	1	1	0	0	0	0
All Other Malignant Sites	4	3	1	4	3	0
Endocrine, Nutritional and Metabolic Diseases (240-279)	0	0	0	6	4	2
Diabetes Mellitus (250)	0	0	0	4	2	2
Diseases of Blood and Blood-Forming Organs (280-289)	0	0	0	1	0	1
Mental Disorders (290-319)	0	0	0	2	2	0
Diseases of the Nervous System and Sense Organs (320-389)	0	0	0	2	2	0
Diseases of the Circulatory System (390-459)	11	6	5	36	34	2
Hypertensive Diseases (401-405)	0	0	0	1	1	0
Ischaemic Heart Disease (410-414)	7	4	3	13	12	1
Acute Myocardial Infarction (410)	5	3	2	4	3	1
Other Forms of Heart Disease (420-429)	3	2	1	15	14	1
Cerebrovascular Disease (430-438)	0	0	0	6	6	0
Diseases of The Arteries And Capillaries (440-448)	1	0	1	1	1	0

SELECTED VITAL STATISTICS BY RACE, BY CITY, 1988

ITEM	LAKELAND			LAWRENCEVILLE		
	NUMBER			NUMBER		
	Total	White	Black	Total	White	Black
Cause of Death (Continued)						
Diseases of The Respiratory System (460-519)	7	6	1	7	6	1
Influenza and Pneumonia (480-487)	6	5	1	3	2	1
Chronic Obstructive Pulmonary Disease (490-496)	0	0	0	2	2	0
Diseases of The Digestive System (520-579)	2	1	1	2	2	0
Chronic Liver Disease And Cirrhosis (571)	1	0	1	1	1	0
Disease of The Genitourinary System (580-629)	1	1	0	1	1	0
Complications Of Pregnancy, Childbirth, And The Puerperium (630-676)	0	0	0	0	0	0
Diseases Of The Skin (680-709)	0	0	0	0	0	0
Diseases Of The Musculoskeletal System (710-739)	0	0	0	0	0	0
Congenital Anomalies (740-759)	0	0	0	2	1	1
Certain Conditions Originating In The Perinatal Period (760-779)	1	0	1	3	3	0
Disorders Relating To Short Gestation (765)	0	0	0	0	0	0
Symptoms, Signs, and Ill Defined Conditions (780-799)	1	1	0	2	2	0
SIDS (798)	0	0	0	0	0	0
Injury And Poisoning (E800-E999)	3	2	1	13	12	1
Motor Vehicle Accidents (E810-E825)	1	1	0	7	7	0
All Other Accidents (E800-E807, E826-E949)	0	0	0	2	2	0
Suicides (E950-E959)	0	0	0	3	2	1
Homicides (E960-E969)	2	1	1	1	1	0

SELECTED VITAL STATISTICS BY RACE, BY CITY, 1988

ITEM	LILBURN			LOUISVILLE		
	NUMBER			NUMBER		
	Total	White	Black	Total	White	Black
TOTAL DEATHS	32	30	1	45	24	21
Lifestages:						
INFANCY (<1)	1	0	1	1	0	1
NEONATAL	0	0	0	1	0	1
POST-NEONATAL	1	0	1	0	0	0
EARLY CHILDHOOD (1-4)	0	0	0	0	0	0
LATER CHILDHOOD (5-14)	0	0	0	0	0	0
ADOLESCENCE (15-19)	1	1	0	0	0	0
EARLY ADULTHOOD (20-29)	0	0	0	0	0	0
YOUNG ADULTHOOD (30-44)	3	3	0	2	1	1
MIDDLE ADULTHOOD (45-59)	5	5	0	6	2	4
LATER ADULTHOOD (60-74)	11	10	0	13	7	6
OLDER ADULTHOOD (>74)	11	11	0	23	14	9
Cause of Death						
Infectious and Parasitic Diseases (001-139)	0	0	0	2	0	2
Neoplasms (140-239)	8	8	0	8	5	3
Malignant Neoplasms (140-208)	8	8	0	8	5	3
Stomach (151)	0	0	0	0	0	0
Colon (153)	1	1	0	2	2	0
Pancreas (157)	0	0	0	0	0	0
Trachea, Bronchus and Lung (162)	1	1	0	2	0	2
Breast (174-175)	0	0	0	0	0	0
Ovary (183)	0	0	0	0	0	0
Prostate (185)	0	0	0	1	0	1
Leukemia (204-208)	1	1	0	1	1	0
All Other Malignant Sites	5	5	0	2	2	0
Endocrine, Nutritional and Metabolic Diseases (240-279)	0	0	0	1	0	1
Diabetes Mellitus (250)	0	0	0	1	0	1
Diseases of Blood and Blood-Forming Organs (280-289)	0	0	0	1	1	0
Mental Disorders (290-319)	0	0	0	1	0	1
Diseases of the Nervous System and Sense Organs (320-389)	1	1	0	1	1	0
Diseases of the Circulatory System (390-459)	16	15	0	18	9	9
Hypertensive Diseases (401-405)	0	0	0	0	0	0
Ischaemic Heart Disease (410-414)	8	8	0	9	4	5
Acute Myocardial Infarction (410)	4	4	0	6	3	3
Other Forms of Heart Disease (420-429)	5	5	0	5	2	3
Cerebrovascular Disease (430-438)	3	2	0	3	3	0
Diseases of The Arteries And Capillaries (440-448)	0	0	0	1	0	1

SELECTED VITAL STATISTICS BY RACE, BY CITY, 1988

ITEM	LILBURN			LOUISVILLE		
	NUMBER			NUMBER		
	Total	White	Black	Total	White	Black
Cause of Death (Continued)						
Diseases of The Respiratory System (460-519)	4	4	0	8	5	3
Influenza and Pneumonia (480-487)	0	0	0	4	4	0
Chronic Obstructive Pulmonary Disease (490-496)	4	4	0	4	1	3
Diseases of The Digestive System (520-579)	0	0	0	1	0	1
Chronic Liver Disease And Cirrhosis (571)	0	0	0	0	0	0
Disease of The Genitourinary System (580-629)	0	0	0	1	1	0
Complications Of Pregnancy, Childbirth, And The Puerperium (630-676)	0	0	0	0	0	0
Diseases Of The Skin (680-709)	0	0	0	0	0	0
Diseases Of The Musculoskeletal System (710-739)	0	0	0	0	0	0
Congenital Anomalies (740-759)	0	0	0	0	0	0
Certain Conditions Originating In The Perinatal Period (760-779)	1	0	1	0	0	0
Disorders Relating To Short Gestation (765)	0	0	0	0	0	0
Symptoms, Signs, and Ill Defined Conditions (780-799)	1	1	0	0	0	0
SIDS (798)	0	0	0	0	0	0
Injury And Poisoning (E800-E999)	1	1	0	3	2	1
Motor Vehicle Accidents (E810-E825)	1	1	0	1	1	0
All Other Accidents (E800-E807, E826-E949)	0	0	0	2	1	1
Suicides (E950-E959)	0	0	0	0	0	0
Homicides (E960-E969)	0	0	0	0	0	0

SELECTED VITAL STATISTICS BY RACE, BY CITY, 1988

ITEM	LITHONIA			LYONS		
	NUMBER			NUMBER		
	Total	White	Black	Total	White	Black
TOTAL DEATHS	66	33	33	41	35	6
Lifestages						
INFANCY (<1)	4	1	3	1	0	1
NEONATAL	4	1	3	0	0	0
POST-NEONATAL	0	0	0	1	0	1
EARLY CHILDHOOD (1-4)	2	0	2	0	0	0
LATER CHILDHOOD (5-14)	2	0	2	0	0	0
ADOLESCENCE (15-19)	1	0	1	0	0	0
EARLY ADULTHOOD (20-29)	4	2	2	0	0	0
YOUNG ADULTHOOD (30-44)	9	2	7	3	3	0
MIDDLE ADULTHOOD (45-59)	7	3	4	3	1	2
LATER ADULTHOOD (60-74)	12	8	4	10	9	1
OLDER ADULTHOOD (>74)	25	17	8	24	22	2
Cause of Death						
Infectious and Parasitic Diseases (001-139)	3	1	2	1	0	1
Neoplasms (140-239)	10	6	4	11	11	0
Malignant Neoplasms (140-208)	10	6	4	11	11	0
Stomach (151)	1	1	0	0	0	0
Colon (153)	0	0	0	0	0	0
Pancreas (157)	0	0	0	0	0	0
Trachea, Bronchus and Lung (162)	3	2	1	5	5	0
Breast (174-175)	1	0	1	1	1	0
Ovary (183)	0	0	0	0	0	0
Prostate (185)	1	1	0	2	2	0
Leukemia (204-208)	0	0	0	1	1	0
All Other Malignant Sites	4	2	2	2	2	0
Endocrine, Nutritional and Metabolic Diseases (240-279)	2	0	2	0	0	0
Diabetes Mellitus (250)	2	0	2	0	0	0
Diseases of Blood and Blood-Forming Organs (280-289)	1	0	1	0	0	0
Mental Disorders (290-319)	1	1	0	0	0	0
Diseases of the Nervous System and Sense Organs (320-389)	0	0	0	0	0	0
Diseases of the Circulatory System (390-459)	25	17	8	25	22	3
Hypertensive Diseases (401-405)	1	0	1	1	0	1
Ischaemic Heart Disease (410-414)	11	7	4	4	4	0
Acute Myocardial Infarction (410)	7	5	2	1	1	0
Other Forms of Heart Disease (420-429)	9	7	2	14	13	1
Cerebrovascular Disease (430-438)	3	2	1	6	5	1
Diseases of The Arteries And Capillaries (440-448)	0	0	0	0	0	0

SELECTED VITAL STATISTICS BY RACE, BY CITY, 1988

ITEM	LITHONIA			LYONS		
	NUMBER			NUMBER		
	Total	White	Black	Total	White	Black
Cause of Death (Continued)						
Diseases of The Respiratory System (460-519)	5	3	2	2	1	1
Influenza and Pneumonia (480-487)	3	2	1	1	1	0
Chronic Obstructive Pulmonary Disease (490-496)	1	1	0	1	0	1
Diseases of The Digestive System (520-579)	2	1	1	0	0	0
Chronic Liver Disease And Cirrhosis (571)	0	0	0	0	0	0
Disease of The Genitourinary System (580-629)	0	0	0	0	0	0
Complications Of Pregnancy, Childbirth, And The Puerperium (630-676)	0	0	0	0	0	0
Diseases Of The Skin (680-709)	0	0	0	0	0	0
Diseases Of The Musculoskeletal System (710-739)	0	0	0	0	0	0
Congenital Anomalies (740-759)	1	0	1	0	0	0
Certain Conditions Originating In The Perinatal Period (760-779)	2	1	1	0	0	0
Disorders Relating To Short Gestation (765)	0	0	0	0	0	0
Symptoms, Signs, and Ill Defined Conditions (780-799)	1	0	1	1	0	1
SIDS (798)	1	0	1	1	0	1
Injury And Poisoning (E800-E999)	13	3	10	1	1	0
Motor Vehicle Accidents (E810-E825)	2	1	1	0	0	0
All Other Accidents (E800-E807, E826-E949)	7	2	5	0	0	0
Suicides (E950-E959)	2	0	2	0	0	0
Homicides (E960-E969)	2	0	2	1	1	0

SELECTED VITAL STATISTICS BY RACE, BY CITY, 1988

ITEM	MACON			MADISON		
	NUMBER			NUMBER		
	Total	White	Black	Total	White	Black
TOTAL DEATHS	1325	766	557	23	9	14
Lifestages						
INFANCY (<1)	35	9	26	2	1	1
NEONATAL	28	6	22	2	1	1
POST-NEONATAL	7	3	4	0	0	0
EARLY CHILDHOOD (1-4)	5	1	4	1	1	0
LATER CHILDHOOD (5-14)	4	0	4	0	0	0
ADOLESCENCE (15-19)	10	3	7	0	0	0
EARLY ADULTHOOD (20-29)	31	10	21	0	0	0
YOUNG ADULTHOOD (30-44)	65	15	50	1	0	1
MIDDLE ADULTHOOD (45-59)	175	93	81	5	3	2
LATER ADULTHOOD (60-74)	438	247	191	5	0	5
OLDER ADULTHOOD (>74)	562	388	173	9	4	5
Cause of Death						
Infectious and Parasitic Diseases (001-139)	35	16	19	0	0	0
Neoplasms (140-239)	254	150	103	5	3	2
Malignant Neoplasms (140-208)	251	148	102	4	3	1
Stomach (151)	10	2	8	0	0	0
Colon (153)	26	19	7	0	0	0
Pancreas (157)	2	0	2	0	0	0
Trachea, Bronchus and Lung (162)	63	42	21	1	1	0
Breast (174-175)	23	14	9	0	0	0
Ovary (183)	7	5	2	0	0	0
Prostate (185)	20	11	9	0	0	0
Leukemia (204-208)	7	4	3	0	0	0
All Other Malignant Sites	93	51	41	3	2	1
Endocrine, Nutritional and Metabolic Diseases (240-279)	47	23	24	1	0	1
Diabetes Mellitus (250)	36	17	19	1	0	1
Diseases of Blood and Blood-Forming Organs (280-289)	6	4	2	0	0	0
Mental Disorders (290-319)	12	6	6	0	0	0
Diseases of the Nervous System and Sense Organs (320-389)	23	11	12	0	0	0
Diseases of the Circulatory System (390-459)	593	366	226	11	3	8
Hypertensive Diseases (401-405)	16	6	10	1	0	1
Ischaemic Heart Disease (410-414)	277	187	89	5	2	3
Acute Myocardial Infarction (410)	192	116	75	4	2	2
Other Forms of Heart Disease (420-429)	117	55	62	1	0	1
Cerebrovascular Disease (430-438)	133	84	49	4	1	3
Diseases of The Arteries And Capillaries (440-448)	38	27	11	0	0	0

SELECTED VITAL STATISTICS BY RACE, BY CITY, 1988

ITEM	MACON			MADISON		
	NUMBER			NUMBER		
	Total	White	Black	Total	White	Black
Cause of Death (Continued)						
Diseases of The Respiratory System (460-519)	109	73	36	1	0	1
Influenza and Pneumonia (480-487)	34	18	16	1	0	1
Chronic Obstructive Pulmonary Disease (490-496)	57	45	12	0	0	0
Diseases of The Digestive System (520-579)	79	41	38	0	0	0
Chronic Liver Disease And Cirrhosis (571)	27	15	12	0	0	0
Disease of The Genitourinary System (580-629)	27	13	14	0	0	0
Complications Of Pregnancy, Childbirth, And The Puerperium (630-676)	1	0	1	0	0	0
Diseases Of The Skin (680-709)	4	2	2	0	0	0
Diseases Of The Musculoskeletal System (710-739)	6	3	3	1	0	1
Congenital Anomalies (740-759)	7	6	1	1	1	0
Certain Conditions Originating In The Perinatal Period (760-779)	24	3	21	2	1	1
Disorders Relating To Short Gestation (765)	10	1	9	0	0	0
Symptoms, Signs, and Ill Defined Conditions (780-799)	6	6	0	0	0	0
SIDS (798)	3	3	0	0	0	0
Injury And Poisoning (E800-E999)	92	43	49	1	1	0
Motor Vehicle Accidents (E810-E825)	25	13	12	0	0	0
All Other Accidents (E800-E807, E826-E949)	28	14	14	1	1	0
Suicides (E950-E959)	19	12	7	0	0	0
Homicides (E960-E969)	17	3	14	0	0	0

SELECTED VITAL STATISTICS BY RACE, BY CITY, 1988

ITEM	MANCHESTER			MARIETTA		
	NUMBER			NUMBER		
	Total	White	Black	Total	White	Black
TOTAL DEATHS	51	32	19	468	398	67
Lifestages						
INFANCY (<1)	1	0	1	15	13	2
NEONATAL	1	0	1	9	7	2
POST-NEONATAL	0	0	0	6	6	0
EARLY CHILDHOOD (1-4)	1	1	0	2	1	1
LATER CHILDHOOD (5-14)	0	0	0	4	2	2
ADOLESCENCE (15-19)	0	0	0	2	2	0
EARLY ADULTHOOD (20-29)	1	1	0	23	19	4
YOUNG ADULTHOOD (30-44)	1	1	0	46	33	12
MIDDLE ADULTHOOD (45-59)	11	5	6	62	51	11
LATER ADULTHOOD (60-74)	17	8	9	149	121	26
OLDER ADULTHOOD (>74)	19	16	3	165	156	9
Cause of Death						
Infectious and Parasitic Diseases (001-139)	0	0	0	6	4	2
Neoplasms (140-239)	11	7	4	116	103	13
Malignant Neoplasms (140-208)	11	7	4	111	98	13
Stomach (151)	0	0	0	1	0	1
Colon (153)	0	0	0	11	10	1
Pancreas (157)	0	0	0	1	1	0
Trachea, Bronchus and Lung (162)	2	1	1	38	32	6
Breast (174-175)	0	0	0	8	7	1
Ovary (183)	0	0	0	1	0	1
Prostate (185)	1	1	0	8	6	2
Leukemia (204-208)	0	0	0	2	2	0
All Other Malignant Sites	8	5	3	41	40	1
Endocrine, Nutritional and Metabolic Diseases (240-279)	0	0	0	10	10	0
Diabetes Mellitus (250)	0	0	0	6	6	0
Diseases of Blood and Blood-Forming Organs (280-289)	0	0	0	5	3	2
Mental Disorders (290-319)	1	1	0	3	3	0
Diseases of the Nervous System and Sense Organs (320-389)	2	1	1	10	9	1
Diseases of the Circulatory System (390-459)	29	18	11	182	158	21
Hypertensive Diseases (401-405)	1	1	0	10	5	5
Ischaemic Heart Disease (410-414)	11	8	3	73	66	5
Acute Myocardial Infarction (410)	7	6	1	37	34	2
Other Forms of Heart Disease (420-429)	8	3	5	47	38	8
Cerebrovascular Disease (430-438)	8	5	3	41	39	2
Diseases of The Arteries And Capillaries (440-448)	1	1	0	8	7	1

SELECTED VITAL STATISTICS BY RACE, BY CITY, 1988

ITEM	MANCHESTER			MARIETTA		
	NUMBER			NUMBER		
	Total	White	Black	Total	White	Black
Cause of Death (Continued)						
Diseases of The Respiratory System (460-519)	1	0	1	31	28	3
Influenza and Pneumonia (480-487)	0	0	0	11	11	0
Chronic Obstructive Pulmonary Disease (490-496)	0	0	0	18	15	3
Diseases of The Digestive System (520-579)	0	0	0	19	13	6
Chronic Liver Disease And Cirrhosis (571)	0	0	0	6	5	1
Disease of The Genitourinary System (580-629)	1	0	1	5	3	2
Complications Of Pregnancy, Childbirth, And The Puerperium (630-676)	0	0	0	0	0	0
Diseases Of The Skin (680-709)	0	0	0	1	1	0
Diseases Of The Musculoskeletal System (710-739)	0	0	0	0	0	0
Congenital Anomalies (740-759)	1	0	1	5	5	0
Certain Conditions Originating In The Perinatal Period (760-779)	0	0	0	7	5	2
Disorders Relating To Short Gestation (765)	0	0	0	3	1	2
Symptoms, Signs, and Ill Defined Conditions (780-799)	2	2	0	5	4	1
SIDS (798)	0	0	0	1	1	0
Injury And Poisoning (E800-E999)	3	3	0	63	49	14
Motor Vehicle Accidents (E810-E825)	2	2	0	18	15	3
All Other Accidents (E800-E807, E826-E949)	1	1	0	17	13	4
Suicides (E950-E959)	0	0	0	16	14	2
Homicides (E960-E969)	0	0	0	8	3	5

SELECTED VITAL STATISTICS BY RACE, BY CITY, 1988

ITEM	MCDONOUGH			MCRAE		
	NUMBER			NUMBER		
	Total	White	Black	Total	White	Black
TOTAL DEATHS	44	35	9	48	35	13
Lifestages						
INFANCY (<1)	1	0	1	1	0	1
NEONATAL	1	0	1	0	0	0
POST-NEONATAL	0	0	0	1	0	1
EARLY CHILDHOOD (1-4)	0	0	0	1	0	1
LATER CHILDHOOD (5-14)	1	1	0	1	1	0
ADOLESCENCE (15-19)	1	1	0	0	0	0
EARLY ADULTHOOD (20-29)	0	0	0	1	1	0
YOUNG ADULTHOOD (30-44)	3	3	0	0	0	0
MIDDLE ADULTHOOD (45-59)	3	2	1	7	6	1
LATER ADULTHOOD (60-74)	15	12	3	10	5	5
OLDER ADULTHOOD (>74)	20	16	4	27	22	5
Cause of Death						
Infectious and Parasitic Diseases (001-139)	1	1	0	0	0	0
Neoplasms (140-239)	12	10	2	10	6	4
Malignant Neoplasms (140-208)	12	10	2	10	6	4
Stomach (151)	0	0	0	0	0	0
Colon (153)	2	1	1	1	1	0
Pancreas (157)	0	0	0	0	0	0
Trachea, Bronchus and Lung (162)	2	2	0	3	2	1
Breast (174-175)	1	0	1	0	0	0
Ovary (183)	0	0	0	0	0	0
Prostate (185)	1	1	0	2	0	2
Leukemia (204-208)	0	0	0	1	1	0
All Other Malignant Sites	6	6	0	3	2	1
Endocrine, Nutritional and Metabolic Diseases (240-279)	0	0	0	2	1	1
Diabetes Mellitus (250)	0	0	0	2	1	1
Diseases of Blood and Blood-Forming Organs (280-289)	0	0	0	0	0	0
Mental Disorders (290-319)	0	0	0	0	0	0
Diseases of the Nervous System and Sense Organs (320-389)	2	2	0	2	2	0
Diseases of the Circulatory System (390-459)	17	14	3	23	20	3
Hypertensive Diseases (401-405)	0	0	0	1	1	0
Ischaemic Heart Disease (410-414)	11	10	1	13	12	1
Acute Myocardial Infarction (410)	6	6	0	10	9	1
Other Forms of Heart Disease (420-429)	4	2	2	4	3	1
Cerebrovascular Disease (430-438)	2	2	0	4	4	0
Diseases of The Arteries And Capillaries (440-448)	0	0	0	1	0	1

SELECTED VITAL STATISTICS BY RACE, BY CITY, 1988

ITEM	MCDONOUGH			MCRAE		
	NUMBER			NUMBER		
	Total	White	Black	Total	White	Black
Cause of Death (Continued)						
Diseases of The Respiratory System (460-519)	2	0	2	6	3	3
Influenza and Pneumonia (480-487)	1	0	1	3	0	3
Chronic Obstructive Pulmonary Disease (490-496)	1	0	1	3	3	0
Diseases of The Digestive System (520-579)	1	1	0	1	0	1
Chronic Liver Disease And Cirrhosis (571)	1	1	0	0	0	0
Disease of The Genitourinary System (580-629)	2	2	0	0	0	0
Complications Of Pregnancy, Childbirth, And The Puerperium (630-676)	0	0	0	0	0	0
Diseases Of The Skin (680-709)	0	0	0	0	0	0
Diseases Of The Musculoskeletal System (710-739)	0	0	0	0	0	0
Congenital Anomalies (740-759)	0	0	0	0	0	0
Certain Conditions Originating In The Perinatal Period (760-779)	1	0	1	0	0	0
Disorders Relating To Short Gestation (765)	0	0	0	0	0	0
Symptoms, Signs, and Ill Defined Conditions (780-799)	0	0	0	0	0	0
SIDS (798)	0	0	0	0	0	0
Injury And Poisoning (E800-E999)	6	5	1	4	3	1
Motor Vehicle Accidents (E810-E825)	2	2	0	1	1	0
All Other Accidents (E800-E807, E826-E949)	3	2	1	1	0	1
Suicides (E950-E959)	1	1	0	2	2	0
Homicides (E960-E969)	0	0	0	0	0	0

SELECTED VITAL STATISTICS BY RACE, BY CITY, 1988

ITEM	METTER			MILLEDGEVILLE		
	NUMBER			NUMBER		
	Total	White	Black	Total	White	Black
TOTAL DEATHS	71	45	26	150	72	78
Lifestages						
INFANCY (<1)	1	0	1	8	1	7
NEONATAL	0	0	0	4	1	3
POST-NEONATAL	1	0	1	4	0	4
EARLY CHILDHOOD (1-4)	0	0	0	0	0	0
LATER CHILDHOOD (5-14)	0	0	0	0	0	0
ADOLESCENCE (15-19)	2	2	0	0	0	0
EARLY ADULTHOOD (20-29)	2	0	2	3	1	2
YOUNG ADULTHOOD (30-44)	2	2	0	6	2	4
MIDDLE ADULTHOOD (45-59)	3	2	1	12	4	8
LATER ADULTHOOD (60-74)	27	18	9	49	23	26
OLDER ADULTHOOD (>74)	34	21	13	72	41	31
Cause of Death						
Infectious and Parasitic Diseases (001-139)	2	2	0	5	3	2
Neoplasms (140-239)	7	5	2	30	15	15
Malignant Neoplasms (140-208)	7	5	2	30	15	15
Stomach (151)	0	0	0	2	0	2
Colon (153)	0	0	0	2	1	1
Pancreas (157)	1	1	0	3	1	2
Trachea, Bronchus and Lung (162)	1	0	1	3	3	0
Breast (174-175)	1	1	0	4	2	2
Ovary (183)	0	0	0	0	0	0
Prostate (185)	1	0	1	3	1	2
Leukemia (204-208)	0	0	0	1	0	1
All Other Malignant Sites	3	3	0	12	7	5
Endocrine, Nutritional and Metabolic Diseases (240-279)	1	1	0	2	0	2
Diabetes Mellitus (250)	1	1	0	0	0	0
Diseases of Blood and Blood-Forming Organs (280-289)	0	0	0	0	0	0
Mental Disorders (290-319)	0	0	0	1	1	0
Diseases of the Nervous System and Sense Organs (320-389)	3	1	2	1	1	0
Diseases of the Circulatory System (390-459)	42	26	16	71	35	36
Hypertensive Diseases (401-405)	2	0	2	1	1	0
Ischaemic Heart Disease (410-414)	17	14	3	39	22	17
Acute Myocardial Infarction (410)	12	10	2	22	13	9
Other Forms of Heart Disease (420-429)	9	8	1	17	9	8
Cerebrovascular Disease (430-438)	13	3	10	12	2	10
Diseases of The Arteries And Capillaries (440-448)	1	1	0	2	1	1

SELECTED VITAL STATISTICS BY RACE, BY CITY, 1988

ITEM	METTER			MILLEDGEVILLE		
	NUMBER			NUMBER		
	Total	White	Black	Total	White	Black
Cause of Death (Continued)						
Diseases of The Respiratory System (460-519)						
Influenza and Pneumonia (480-487)	1	1	0	16	7	9
Chronic Obstructive Pulmonary Disease (490-496)	1	1	0	6	3	3
	0	0	0	8	3	5
Diseases of The Digestive System (520-579)						
Chronic Liver Disease And Cirrhosis (571)	3	3	0	7	3	4
	1	1	0	4	2	2
Disease of The Genitourinary System (580-629)						
	4	1	3	5	2	3
Complications Of Pregnancy, Childbirth, And The Puerperium (630-676)						
	1	0	1	0	0	0
Diseases Of The Skin (680-709)						
	0	0	0	1	0	1
Diseases Of The Musculoskeletal System (710-739)						
	0	0	0	0	0	0
Congenital Anomalies (740-759)						
	1	1	0	1	0	1
Certain Conditions Originating In The Perinatal Period (760-779)						
Disorders Relating To Short Gestation (765)	0	0	0	4	1	3
	0	0	0	1	0	1
Symptoms, Signs, and Ill Defined Conditions (780-799)						
SIDS (798)	1	0	1	0	0	0
	1	0	1	0	0	0
Injury And Poisoning (E800-E999)						
Motor Vehicle Accidents (E810-E825)	5	4	1	6	4	2
All Other Accidents (E800-E807, E826-E949)	3	2	1	1	1	0
Suicides (E950-E959)	2	2	0	3	1	2
Homicides (E960-E969)	0	0	0	0	0	0
	0	0	0	1	1	0

SELECTED VITAL STATISTICS BY RACE, BY CITY, 1988

ITEM	MILLEN			MONROE		
	NUMBER			NUMBER		
	Total	White	Black	Total	White	Black
TOTAL DEATHS	54	32	22	87	57	30
Lifestages						
INFANCY (<1)	1	0	1	2	2	0
NEONATAL	1	0	1	2	2	0
POST-NEONATAL	0	0	0	0	0	0
EARLY CHILDHOOD (1-4)	1	0	1	1	1	0
LATER CHILDHOOD (5-14)	0	0	0	0	0	0
ADOLESCENCE (15-19)	0	0	0	2	2	0
EARLY ADULTHOOD (20-29)	0	0	0	2	1	1
YOUNG ADULTHOOD (30-44)	2	0	2	4	0	4
MIDDLE ADULTHOOD (45-59)	9	3	6	14	6	8
LATER ADULTHOOD (60-74)	19	13	6	19	12	7
OLDER ADULTHOOD (>74)	22	16	6	43	33	10
Cause of Death						
Infectious and Parasitic Diseases (001-139)	0	0	0	1	0	1
Neoplasms (140-239)	9	8	1	14	7	7
Malignant Neoplasms (140-208)	9	8	1	14	7	7
Stomach (151)	1	1	0	0	0	0
Colon (153)	0	0	0	3	1	2
Pancreas (157)	0	0	0	2	1	1
Trachea, Bronchus and Lung (162)	1	1	0	5	3	2
Breast (174-175)	1	1	0	1	0	1
Ovary (183)	0	0	0	0	0	0
Prostate (185)	1	1	0	0	0	0
Leukemia (204-208)	1	1	0	0	0	0
All Other Malignant Sites	4	3	1	3	2	1
Endocrine, Nutritional and Metabolic Diseases (240-279)	3	2	1	2	0	2
Diabetes Mellitus (250)	3	2	1	1	0	1
Diseases of Blood and Blood-Forming Organs (280-289)	0	0	0	0	0	0
Mental Disorders (290-319)	3	3	0	2	1	1
Diseases of the Nervous System and Sense Organs (320-389)	0	0	0	1	1	0
Diseases of the Circulatory System (390-459)	23	11	12	38	30	8
Hypertensive Diseases (401-405)	1	0	1	3	1	2
Ischaemic Heart Disease (410-414)	15	9	6	23	18	5
Acute Myocardial Infarction (410)	10	5	5	16	12	4
Other Forms of Heart Disease (420-429)	0	0	0	4	3	1
Cerebrovascular Disease (430-438)	7	2	5	6	6	0
Diseases of The Arteries And Capillaries (440-448)	0	0	0	2	2	0

SELECTED VITAL STATISTICS BY RACE, BY CITY, 1988

ITEM	MILLEN			MONROE		
	NUMBER			NUMBER		
	Total	White	Black	Total	White	Black
Cause of Death (Continued)						
Diseases of The Respiratory System (460-519)	8	4	4	10	7	3
Influenza and Pneumonia (480-487)	2	1	1	7	5	2
Chronic Obstructive Pulmonary Disease (490-496)	5	2	3	0	0	0
Diseases of The Digestive System (520-579)	0	0	0	2	1	1
Chronic Liver Disease And Cirrhosis (571)	0	0	0	2	1	1
Disease of The Genitourinary System (580-629)	4	2	2	2	1	1
Complications Of Pregnancy, Childbirth, And The Puerperium (630-676)	0	0	0	0	0	0
Diseases Of The Skin (680-709)	0	0	0	0	0	0
Diseases Of The Musculoskeletal System (710-739)	0	0	0	0	0	0
Congenital Anomalies (740-759)	0	0	0	2	2	0
Certain Conditions Originating In The Perinatal Period (760-779)	2	0	2	0	0	0
Disorders Relating To Short Gestation (765)	0	0	0	0	0	0
Symptoms, Signs, and Ill Defined Conditions (780-799)	0	0	0	0	0	0
SIDS (798)	0	0	0	0	0	0
Injury And Poisoning (E800-E999)	2	2	0	13	7	6
Motor Vehicle Accidents (E810-E825)	0	0	0	6	4	2
All Other Accidents (E800-E807, E826-E949)	2	2	0	2	2	0
Suicides (E950-E959)	0	0	0	2	1	1
Homicides (E960-E969)	0	0	0	3	0	3

SELECTED VITAL STATISTICS BY RACE, BY CITY, 1988

ITEM	MONTEZUMA			MORROW		
	NUMBER			NUMBER		
	Total	White	Black	Total	White	Black
TOTAL DEATHS	53	19	34	56	54	2
Lifestages						
INFANCY (<1)	1	0	1	2	2	0
NEONATAL	0	0	0	2	2	0
POST-NEONATAL	1	0	1	0	0	0
EARLY CHILDHOOD (1-4)	0	0	0	0	0	0
LATER CHILDHOOD (5-14)	1	0	1	1	0	1
ADOLESCENCE (15-19)	0	0	0	0	0	0
EARLY ADULTHOOD (20-29)	5	1	4	4	4	0
YOUNG ADULTHOOD (30-44)	3	0	3	2	2	0
MIDDLE ADULTHOOD (45-59)	2	0	2	5	4	1
LATER ADULTHOOD (60-74)	9	3	6	18	18	0
OLDER ADULTHOOD (>74)	32	15	17	24	24	0
Cause of Death						
Infectious and Parasitic Diseases (001-139)	0	0	0	0	0	0
Neoplasms (140-239)	10	3	7	11	11	0
Malignant Neoplasms (140-208)	10	3	7	11	11	0
Stomach (151)	0	0	0	0	0	0
Colon (153)	2	0	2	0	0	0
Pancreas (157)	0	0	0	0	0	0
Trachea, Bronchus and Lung (162)	2	1	1	2	2	0
Breast (174-175)	1	0	1	2	2	0
Ovary (183)	1	1	0	0	0	0
Prostate (185)	1	0	1	0	0	0
Leukemia (204-208)	1	1	0	0	0	0
All Other Malignant Sites	2	0	2	7	7	0
Endocrine, Nutritional and Metabolic Diseases (240-279)	2	1	1	0	0	0
Diabetes Mellitus (250)	0	0	0	0	0	0
Diseases of Blood and Blood-Forming Organs (280-289)	0	0	0	1	1	0
Mental Disorders (290-319)	0	0	0	0	0	0
Diseases of the Nervous System and Sense Organs (320-389)	2	0	2	2	1	1
Diseases of the Circulatory System (390-459)	27	13	14	29	28	1
Hypertensive Diseases (401-405)	1	0	1	2	2	0
Ischaemic Heart Disease (410-414)	8	4	4	16	16	0
Acute Myocardial Infarction (410)	5	4	1	12	12	0
Other Forms of Heart Disease (420-429)	7	5	2	4	4	0
Cerebrovascular Disease (430-438)	5	1	4	4	4	0
Diseases of The Arteries And Capillaries (440-448)	4	2	2	1	1	0

SELECTED VITAL STATISTICS BY RACE, BY CITY, 1988

ITEM	MONTEZUMA			MORROW		
	NUMBER			NUMBER		
	Total	White	Black	Total	White	Black
Cause of Death (Continued)						
Diseases of The Respiratory System (460-519)	0	0	0	3	3	0
Influenza and Pneumonia (480-487)	0	0	0	3	3	0
Chronic Obstructive Pulmonary Disease (490-496)	0	0	0	0	0	0
Diseases of The Digestive System (520-579)	1	0	1	1	1	0
Chronic Liver Disease And Cirrhosis (571)	0	0	0	0	0	0
Disease of The Genitourinary System (580-629)	0	0	0	0	0	0
Complications Of Pregnancy, Childbirth, And The Puerperium (630-676)	0	0	0	0	0	0
Diseases Of The Skin (680-709)	0	0	0	0	0	0
Diseases Of The Musculoskeletal System (710-739)	3	1	2	0	0	0
Congenital Anomalies (740-759)	1	1	0	2	2	0
Certain Conditions Originating In The Perinatal Period (760-779)	1	0	1	1	1	0
Disorders Relating To Short Gestation (765)	0	0	0	1	1	0
Symptoms, Signs, and Ill Defined Conditions (780-799)	1	0	1	1	1	0
SIDS (798)	0	0	0	0	0	0
Injury And Poisoning (E800-E999)	5	0	5	5	5	0
Motor Vehicle Accidents (E810-E825)	0	0	0	2	2	0
All Other Accidents (E800-E807, E826-E949)	2	0	2	1	1	0
Suicides (E950-E959)	0	0	0	2	2	0
Homicides (E960-E969)	3	0	3	0	0	0

SELECTED VITAL STATISTICS BY RACE, BY CITY, 1988

ITEM	MOULTRIE			NASHVILLE		
	NUMBER			NUMBER		
	Total	White	Black	Total	White	Black
TOTAL DEATHS	192	122	70	58	47	10
Lifestages						
INFANCY (<1)	4	0	4	2	1	1
NEONATAL	1	0	1	1	0	1
POST-NEONATAL	3	0	3	1	1	0
EARLY CHILDHOOD (1-4)	0	0	0	1	1	0
LATER CHILDHOOD (5-14)	3	1	2	0	0	0
ADOLESCENCE (15-19)	1	1	0	0	0	0
EARLY ADULTHOOD (20-29)	6	1	5	0	0	0
YOUNG ADULTHOOD (30-44)	15	6	9	6	3	2
MIDDLE ADULTHOOD (45-59)	18	9	9	5	4	1
LATER ADULTHOOD (60-74)	61	41	20	20	16	4
OLDER ADULTHOOD (>74)	84	63	21	24	22	2
Cause of Death						
Infectious and Parasitic Diseases (001-139)	5	1	4	0	0	0
Neoplasms (140-239)	43	25	18	12	10	2
Malignant Neoplasms (140-208)	42	25	17	12	10	2
Stomach (151)	1	1	0	0	0	0
Colon (153)	1	1	0	1	1	0
Pancreas (157)	2	2	0	1	1	0
Trachea, Bronchus and Lung (162)	13	9	4	7	5	2
Breast (174-175)	4	3	1	0	0	0
Ovary (183)	1	1	0	0	0	0
Prostate (185)	3	0	3	0	0	0
Leukemia (204-208)	0	0	0	1	1	0
All Other Malignant Sites	17	8	9	2	2	0
Endocrine, Nutritional and Metabolic Diseases (240-279)	5	3	2	2	2	0
Diabetes Mellitus (250)	4	2	2	2	2	0
Diseases of Blood and Blood-Forming Organs (280-289)	0	0	0	0	0	0
Mental Disorders (290-319)	2	0	2	0	0	0
Diseases of the Nervous System and Sense Organs (320-389)	4	4	0	0	0	0
Diseases of the Circulatory System (390-459)	80	57	23	28	22	6
Hypertensive Diseases (401-405)	2	2	0	1	1	0
Ischaemic Heart Disease (410-414)	34	26	8	10	10	0
Acute Myocardial Infarction (410)	21	17	4	9	9	0
Other Forms of Heart Disease (420-429)	21	15	6	11	8	3
Cerebrovascular Disease (430-438)	16	10	6	3	0	3
Diseases of The Arteries And Capillaries (440-448)	5	2	3	2	2	0

SELECTED VITAL STATISTICS BY RACE, BY CITY, 1988

ITEM	MOULTRIE			NASHVILLE		
	NUMBER			NUMBER		
	Total	White	Black	Total	White	Black
Cause of Death (Continued)						
Diseases of The Respiratory System (460-519)	16	11	5	9	7	1
Influenza and Pneumonia (480-487)	9	7	2	5	4	0
Chronic Obstructive Pulmonary Disease (490-496)	5	4	1	3	2	1
Diseases of The Digestive System (520-579)	7	7	0	3	3	0
Chronic Liver Disease And Cirrhosis (571)	0	0	0	1	1	0
Disease of The Genitourinary System (580-629)	5	2	3	0	0	0
Complications Of Pregnancy, Childbirth, And The Puerperium (630-676)	0	0	0	0	0	0
Diseases Of The Skin (680-709)	1	1	0	0	0	0
Diseases Of The Musculoskeletal System (710-739)	1	1	0	0	0	0
Congenital Anomalies (740-759)	0	0	0	1	0	1
Certain Conditions Originating In The Perinatal Period (760-779)	1	0	1	0	0	0
Disorders Relating To Short Gestation (765)	0	0	0	0	0	0
Symptoms, Signs, and Ill Defined Conditions (780-799)	6	3	3	0	0	0
SIDS (798)	2	0	2	0	0	0
Injury And Poisoning (E800-E999)	16	7	9	3	3	0
Motor Vehicle Accidents (E810-E825)	6	3	3	1	1	0
All Other Accidents (E800-E807, E826-E949)	3	2	1	2	2	0
Suicides (E950-E959)	2	2	0	0	0	0
Homicides (E960-E969)	4	0	4	0	0	0

SELECTED VITAL STATISTICS BY RACE, BY CITY, 1988

ITEM	NEWMAN			NORCROSS		
	NUMBER			NUMBER		
	Total	White	Black	Total	White	Black
TOTAL DEATHS	167	96	71	65	51	12
Lifestages						
INFANCY (<1)	2	2	0	4	0	4
NEONATAL	1	1	0	3	0	3
POST-NEONATAL	1	1	0	1	0	1
EARLY CHILDHOOD (1-4)	1	1	0	0	0	0
LATER CHILDHOOD (5-14)	0	0	0	1	1	0
ADOLESCENCE (15-19)	0	0	0	1	0	1
EARLY ADULTHOOD (20-29)	5	2	3	8	7	1
YOUNG ADULTHOOD (30-44)	8	2	6	11	8	2
MIDDLE ADULTHOOD (45-59)	21	7	14	5	4	1
LATER ADULTHOOD (60-74)	55	27	28	13	12	1
OLDER ADULTHOOD (>74)	75	55	20	22	19	2
Cause of Death						
Infectious and Parasitic Diseases (001-139)	4	4	0	4	3	1
Neoplasms (140-239)	39	27	12	10	8	0
Malignant Neoplasms (140-208)	36	24	12	9	7	0
Stomach (151)	0	0	0	1	0	0
Colon (153)	4	4	0	0	0	0
Pancreas (157)	2	1	1	0	0	0
Trachea, Bronchus and Lung (162)	9	6	3	1	1	0
Breast (174-175)	7	4	3	2	2	0
Ovary (183)	1	0	1	2	2	0
Prostate (185)	1	1	0	0	0	0
Leukemia (204-208)	1	1	0	0	0	0
All Other Malignant Sites	11	7	4	3	2	0
Endocrine, Nutritional and Metabolic Diseases (240-279)	3	2	1	0	0	0
Diabetes Mellitus (250)	1	1	0	0	0	0
Diseases of Blood and Blood-Forming Organs (280-289)	0	0	0	3	3	0
Mental Disorders (290-319)	2	1	1	0	0	0
Diseases of the Nervous System and Sense Organs (320-389)	5	4	1	1	1	0
Diseases of the Circulatory System (390-459)	84	43	41	24	20	4
Hypertensive Diseases (401-405)	0	0	0	1	1	0
Ischaemic Heart Disease (410-414)	47	21	26	6	6	0
Acute Myocardial Infarction (410)	31	13	18	6	6	0
Other Forms of Heart Disease (420-429)	18	10	8	10	8	2
Cerebrovascular Disease (430-438)	16	10	6	3	1	2
Diseases of The Arteries And Capillaries (440-448)	3	2	1	4	4	0

SELECTED VITAL STATISTICS BY RACE, BY CITY, 1988

ITEM	NEWMAN			NORCROSS		
	NUMBER			NUMBER		
	Total	White	Black	Total	White	Black
Cause of Death (Continued)						
Diseases of The Respiratory System (460-519)	9	6	3	2	2	0
Influenza and Pneumonia (480-487)	4	3	1	0	0	0
Chronic Obstructive Pulmonary Disease (490-496)	3	3	0	1	1	0
Diseases of The Digestive System (520-579)	5	2	3	2	2	0
Chronic Liver Disease And Cirrhosis (571)	0	0	0	1	1	0
Disease of The Genitourinary System (580-629)	3	1	2	2	2	0
Complications Of Pregnancy, Childbirth, And The Puerperium (630-676)	0	0	0	0	0	0
Diseases Of The Skin (680-709)	0	0	0	0	0	0
Diseases Of The Musculoskeletal System (710-739)	0	0	0	0	0	0
Congenital Anomalies (740-759)	1	1	0	0	0	0
Certain Conditions Originating In The Perinatal Period (760-779)	0	0	0	4	1	3
Disorders Relating To Short Gestation (765)	0	0	0	0	0	0
Symptoms, Signs, and Ill Defined Conditions (780-799)	2	1	1	2	1	1
SIDS (798)	0	0	0	0	0	0
Injury And Poisoning (E800-E999)	10	4	6	11	8	3
Motor Vehicle Accidents (E810-E825)	4	2	2	4	3	1
All Other Accidents (E800-E807, E826-E949)	3	1	2	1	1	0
Suicides (E950-E959)	0	0	0	3	2	1
Homicides (E960-E969)	3	1	2	3	2	1

SELECTED VITAL STATISTICS BY RACE, BY CITY, 1988

ITEM	OCILLA			PEACHTREE CITY		
	NUMBER			NUMBER		
	Total	White	Black	Total	White	Black
TOTAL DEATHS	36	18	18	59	58	0
Lifestages						
INFANCY (<1)	0	0	0	0	0	0
NEONATAL	0	0	0	0	0	0
POST-NEONATAL	0	0	0	0	0	0
EARLY CHILDHOOD (1-4)	2	0	2	1	1	0
LATER CHILDHOOD (5-14)	0	0	0	0	0	0
ADOLESCENCE (15-19)	0	0	0	4	3	0
EARLY ADULTHOOD (20-29)	3	1	2	2	2	0
YOUNG ADULTHOOD (30-44)	4	1	3	3	3	0
MIDDLE ADULTHOOD (45-59)	3	1	2	8	8	0
LATER ADULTHOOD (60-74)	8	5	3	23	23	0
OLDER ADULTHOOD (>74)	16	10	6	18	18	0
Cause of Death						
Infectious and Parasitic Diseases (001-139)	1	0	1	0	0	0
Neoplasms (140-239)	5	3	2	15	15	0
Malignant Neoplasms (140-208)	5	3	2	14	14	0
Stomach (151)	0	0	0	0	0	0
Colon (153)	1	0	1	1	1	0
Pancreas (157)	1	1	0	0	0	0
Trachea, Bronchus and Lung (162)	0	0	0	5	5	0
Breast (174-175)	1	1	0	3	3	0
Ovary (183)	0	0	0	0	0	0
Prostate (185)	0	0	0	0	0	0
Leukemia (204-208)	0	0	0	0	0	0
All Other Malignant Sites	2	1	1	5	5	0
Endocrine, Nutritional and Metabolic Diseases (240-279)	0	0	0	2	2	0
Diabetes Mellitus (250)	0	0	0	1	1	0
Diseases of Blood and Blood-Forming Organs (280-289)	1	1	0	1	1	0
Mental Disorders (290-319)	0	0	0	0	0	0
Diseases of the Nervous System and Sense Organs (320-389)	4	3	1	2	2	0
Diseases of the Circulatory System (390-459)	13	8	5	25	25	0
Hypertensive Diseases (401-405)	2	1	1	0	0	0
Ischaemic Heart Disease (410-414)	5	4	1	9	9	0
Acute Myocardial Infarction (410)	5	4	1	7	7	0
Other Forms of Heart Disease (420-429)	6	3	3	5	5	0
Cerebrovascular Disease (430-438)	0	0	0	6	6	0
Diseases of The Arteries And Capillaries (440-448)	0	0	0	3	3	0

SELECTED VITAL STATISTICS BY RACE, BY CITY, 1988

ITEM	OCILLA			PEACHTREE CITY		
	NUMBER			NUMBER		
	Total	White	Black	Total	White	Black
Cause of Death (Continued)						
Diseases of The Respiratory System (460-519)						
Influenza and Pneumonia (480-487)	3	0	3	1	1	0
Chronic Obstructive Pulmonary Disease (490-496)	2	0	2	0	0	0
	1	0	1	1	1	0
Diseases of The Digestive System (520-579)						
Chronic Liver Disease And Cirrhosis (571)	0	0	0	3	3	0
	0	0	0	0	0	0
Disease of The Genitourinary System (580-629)						
	1	1	0	1	1	0
Complications Of Pregnancy, Childbirth, And The Puerperium (630-676)						
	0	0	0	0	0	0
Diseases Of The Skin (680-709)						
	0	0	0	0	0	0
Diseases Of The Musculoskeletal System (710-739)						
	0	0	0	1	1	0
Congenital Anomalies (740-759)						
	0	0	0	0	0	0
Certain Conditions Originating In The Perinatal Period (760-779)						
Disorders Relating To Short Gestation (765)	0	0	0	0	0	0
	0	0	0	0	0	0
Symptoms, Signs, and Ill Defined Conditions (780-799)						
SIDS (798)	0	0	0	0	0	0
	0	0	0	0	0	0
Injury And Poisoning (E800-E999)						
Motor Vehicle Accidents (E810-E825)	8	2	6	8	7	0
All Other Accidents (E800-E807, E826-E949)	0	0	0	7	6	0
Suicides (E950-E959)	6	2	4	0	0	0
Homicides (E960-E969)	1	0	1	1	1	0
	0	0	0	0	0	0

SELECTED VITAL STATISTICS BY RACE, BY CITY, 1988

ITEM	PELHAM			PERRY		
	NUMBER			NUMBER		
	Total	White	Black	Total	White	Black
TOTAL DEATHS	49	28	21	85	51	34
Lifestages						
INFANCY (<1)	0	0	0	2	1	1
NEONATAL	0	0	0	2	1	1
POST-NEONATAL	0	0	0	0	0	0
EARLY CHILDHOOD (1-4)	0	0	0	0	0	0
LATER CHILDHOOD (5-14)	0	0	0	0	0	0
ADOLESCENCE (15-19)	0	0	0	1	0	1
EARLY ADULTHOOD (20-29)	1	0	1	1	1	0
YOUNG ADULTHOOD (30-44)	0	0	0	6	2	4
MIDDLE ADULTHOOD (45-59)	4	1	3	5	5	0
LATER ADULTHOOD (60-74)	18	8	10	36	22	14
OLDER ADULTHOOD (>74)	26	19	7	34	20	14
Cause of Death						
Infectious and Parasitic Diseases (001-139)	1	1	0	1	1	0
Neoplasms (140-239)	5	4	1	18	15	3
Malignant Neoplasms (140-208)	5	4	1	18	15	3
Stomach (151)	0	0	0	1	0	1
Colon (153)	0	0	0	0	0	0
Pancreas (157)	0	0	0	2	2	0
Trachea, Bronchus and Lung (162)	2	2	0	8	7	1
Breast (174-175)	0	0	0	2	1	1
Ovary (183)	0	0	0	0	0	0
Prostate (185)	1	1	0	0	0	0
Leukemia (204-208)	0	0	0	1	1	0
All Other Malignant Sites	2	1	1	4	4	0
Endocrine, Nutritional and Metabolic Diseases (240-279)	2	0	2	2	1	1
Diabetes Mellitus (250)	1	0	1	2	1	1
Diseases of Blood and Blood-Forming Organs (280-289)	0	0	0	0	0	0
Mental Disorders (290-319)	0	0	0	0	0	0
Diseases of the Nervous System and Sense Organs (320-389)	0	0	0	1	1	0
Diseases of the Circulatory System (390-459)	26	16	10	43	22	21
Hypertensive Diseases (401-405)	1	0	1	0	0	0
Ischaemic Heart Disease (410-414)	15	13	2	14	8	6
Acute Myocardial Infarction (410)	13	11	2	7	5	2
Other Forms of Heart Disease (420-429)	3	1	2	18	7	11
Cerebrovascular Disease (430-438)	5	1	4	9	5	4
Diseases of The Arteries And Capillaries (440-448)	2	1	1	2	2	0

SELECTED VITAL STATISTICS BY RACE, BY CITY, 1988

ITEM	PELHAM			PERRY		
	NUMBER			NUMBER		
	Total	White	Black	Total	White	Black
Cause of Death (Continued)						
Diseases of The Respiratory System (460-519)	7	5	2	7	5	2
Influenza and Pneumonia (480-487)	5	4	1	3	3	0
Chronic Obstructive Pulmonary Disease (490-496)	1	1	0	3	2	1
Diseases of The Digestive System (520-579)	4	1	3	2	1	1
Chronic Liver Disease And Cirrhosis (571)	2	1	1	1	0	1
Disease of The Genitourinary System (580-629)	2	0	2	3	1	2
Complications Of Pregnancy, Childbirth, And The Puerperium (630-676)	0	0	0	0	0	0
Diseases Of The Skin (680-709)	0	0	0	0	0	0
Diseases Of The Musculoskeletal System (710-739)	1	1	0	0	0	0
Congenital Anomalies (740-759)	0	0	0	0	0	0
Certain Conditions Originating In The Perinatal Period (760-779)	0	0	0	2	1	1
Disorders Relating To Short Gestation (765)	0	0	0	0	0	0
Symptoms, Signs, and Ill Defined Conditions (780-799)	0	0	0	0	0	0
SIDS (798)	0	0	0	0	0	0
Injury And Poisoning (E800-E999)	1	0	1	6	3	3
Motor Vehicle Accidents (E810-E825)	0	0	0	2	2	0
All Other Accidents (E800-E807, E826-E949)	1	0	1	1	0	1
Suicides (E950-E959)	0	0	0	0	0	0
Homicides (E960-E969)	0	0	0	3	1	2

SELECTED VITAL STATISTICS BY RACE, BY CITY, 1988

ITEM	POOLER			PORT WENTWORTH		
	NUMBER			NUMBER		
	Total	White	Black	Total	White	Black
TOTAL DEATHS	28	25	3	23	20	3
Lifestages						
INFANCY (<1)	2	2	0	0	0	0
NEONATAL	1	1	0	0	0	0
POST-NEONATAL	1	1	0	0	0	0
EARLY CHILDHOOD (1-4)	0	0	0	0	0	0
LATER CHILDHOOD (5-14)	0	0	0	0	0	0
ADOLESCENCE (15-19)	0	0	0	0	0	0
EARLY ADULTHOOD (20-29)	1	1	0	0	0	0
YOUNG ADULTHOOD (30-44)	2	2	0	1	1	0
MIDDLE ADULTHOOD (45-59)	2	2	0	0	0	0
LATER ADULTHOOD (60-74)	7	6	1	14	11	3
OLDER ADULTHOOD (>74)	14	12	2	8	8	0
Cause of Death						
Infectious and Parasitic Diseases (001-139)	1	1	0	0	0	0
Neoplasms (140-239)	6	5	1	9	8	1
Malignant Neoplasms (140-208)	6	5	1	9	8	1
Stomach (151)	0	0	0	0	0	0
Colon (153)	1	1	0	1	1	0
Pancreas (157)	0	0	0	0	0	0
Trachea, Bronchus and Lung (162)	2	2	0	4	3	1
Breast (174-175)	0	0	0	0	0	0
Ovary (183)	0	0	0	1	1	0
Prostate (185)	0	0	0	0	0	0
Leukemia (204-208)	0	0	0	0	0	0
All Other Malignant Sites	3	2	1	3	3	0
Endocrine, Nutritional and Metabolic Diseases (240-279)	0	0	0	0	0	0
Diabetes Mellitus (250)	0	0	0	0	0	0
Diseases of Blood and Blood-Forming Organs (280-289)	0	0	0	0	0	0
Mental Disorders (290-319)	0	0	0	0	0	0
Diseases of the Nervous System and Sense Organs (320-389)	1	1	0	1	1	0
Diseases of the Circulatory System (390-459)	14	14	0	7	5	2
Hypertensive Diseases (401-405)	0	0	0	0	0	0
Ischaemic Heart Disease (410-414)	8	8	0	3	1	2
Acute Myocardial Infarction (410)	4	4	0	3	1	2
Other Forms of Heart Disease (420-429)	4	4	0	1	1	0
Cerebrovascular Disease (430-438)	1	1	0	3	3	0
Diseases of The Arteries And Capillaries (440-448)	1	1	0	0	0	0

SELECTED VITAL STATISTICS BY RACE, BY CITY, 1988

ITEM	POOLER			PORT WENTWORTH		
	NUMBER			NUMBER		
	Total	White	Black	Total	White	Black
Cause of Death (Continued)						
Diseases of The Respiratory System (460-519)	0	0	0	3	3	0
Influenza and Pneumonia (480-487)	0	0	0	0	0	0
Chronic Obstructive Pulmonary Disease (490-496)	0	0	0	3	3	0
Diseases of The Digestive System (520-579)	0	0	0	1	1	0
Chronic Liver Disease And Cirrhosis (571)	0	0	0	1	1	0
Disease of The Genitourinary System (580-629)	2	0	2	0	0	0
Complications Of Pregnancy, Childbirth, And The Puerperium (630-676)	0	0	0	0	0	0
Diseases Of The Skin (680-709)	0	0	0	0	0	0
Diseases Of The Musculoskeletal System (710-739)	0	0	0	0	0	0
Congenital Anomalies (740-759)	0	0	0	0	0	0
Certain Conditions Originating In The Perinatal Period (760-779)	1	1	0	0	0	0
Disorders Relating To Short Gestation (765)	1	1	0	0	0	0
Symptoms, Signs, and Ill Defined Conditions (780-799)	1	1	0	0	0	0
SIDS (798)	1	1	0	0	0	0
Injury And Poisoning (E800-E999)	2	2	0	2	2	0
Motor Vehicle Accidents (E810-E825)	1	1	0	0	0	0
All Other Accidents (E800-E807, E826-E949)	0	0	0	1	1	0
Suicides (E950-E959)	0	0	0	1	1	0
Homicides (E960-E969)	1	1	0	0	0	0

SELECTED VITAL STATISTICS BY RACE, BY CITY, 1988

ITEM	POWDER SPRINGS			QUITMAN		
	NUMBER			NUMBER		
	Total	White	Black	Total	White	Black
TOTAL DEATHS	28	25	3	84	51	33
Lifestages						
INFANCY (<1)	1	0	1	3	0	3
NEONATAL	1	0	1	3	0	3
POST-NEONATAL	0	0	0	0	0	0
EARLY CHILDHOOD (1-4)	0	0	0	0	0	0
LATER CHILDHOOD (5-14)	0	0	0	0	0	0
ADOLESCENCE (15-19)	0	0	0	0	0	0
EARLY ADULTHOOD (20-29)	2	2	0	1	0	1
YOUNG ADULTHOOD (30-44)	4	4	0	3	1	2
MIDDLE ADULTHOOD (45-59)	3	3	0	5	1	4
LATER ADULTHOOD (60-74)	4	3	1	19	10	9
OLDER ADULTHOOD (>74)	14	13	1	53	39	14
Cause of Death						
Infectious and Parasitic Diseases (001-139)	0	0	0	2	1	1
Neoplasms (140-239)	4	4	0	14	10	4
Malignant Neoplasms (140-208)	4	4	0	13	9	4
Stomach (151)	0	0	0	0	0	0
Colon (153)	1	1	0	1	1	0
Pancreas (157)	0	0	0	0	0	0
Trachea, Bronchus and Lung (162)	1	1	0	6	4	2
Breast (174-175)	2	2	0	1	1	0
Ovary (183)	0	0	0	0	0	0
Prostate (185)	0	0	0	0	0	0
Leukemia (204-208)	0	0	0	0	0	0
All Other Malignant Sites	0	0	0	5	3	2
Endocrine, Nutritional and Metabolic Diseases (240-279)	0	0	0	2	0	2
Diabetes Mellitus (250)	0	0	0	2	0	2
Diseases of Blood and Blood-Forming Organs (280-289)	0	0	0	1	0	1
Mental Disorders (290-319)	0	0	0	0	0	0
Diseases of the Nervous System and Sense Organs (320-389)	2	2	0	1	1	0
Diseases of the Circulatory System (390-459)	14	14	0	42	27	15
Hypertensive Diseases (401-405)	0	0	0	1	0	1
Ischaemic Heart Disease (410-414)	6	6	0	20	12	8
Acute Myocardial Infarction (410)	4	4	0	17	9	8
Other Forms of Heart Disease (420-429)	6	6	0	17	13	4
Cerebrovascular Disease (430-438)	1	1	0	2	0	2
Diseases of The Arteries And Capillaries (440-448)	1	1	0	1	1	0

SELECTED VITAL STATISTICS BY RACE, BY CITY, 1988

ITEM	POWDER SPRINGS			QUITMAN		
	NUMBER			NUMBER		
	Total	White	Black	Total	White	Black
Cause of Death (Continued)						
Diseases of The Respiratory System (460-519)	0	0	0	5	3	2
Influenza and Pneumonia (480-487)	0	0	0	1	1	0
Chronic Obstructive Pulmonary Disease (490-496)	0	0	0	3	1	2
Diseases of The Digestive System (520-579)	2	2	0	5	4	1
Chronic Liver Disease And Cirrhosis (571)	0	0	0	2	1	1
Disease of The Genitourinary System (580-629)	1	0	1	2	1	1
Complications Of Pregnancy, Childbirth, And The Puerperium (630-676)	0	0	0	0	0	0
Diseases Of The Skin (680-709)	0	0	0	1	1	0
Diseases Of The Musculoskeletal System (710-739)	0	0	0	1	1	0
Congenital Anomalies (740-759)	0	0	0	1	0	1
Certain Conditions Originating In The Perinatal Period (760-779)	1	0	1	1	0	1
Disorders Relating To Short Gestation (765)	1	0	1	0	0	0
Symptoms, Signs, and Ill Defined Conditions (780-799)	0	0	0	0	0	0
SIDS (798)	0	0	0	0	0	0
Injury And Poisoning (E800-E999)	4	3	1	6	2	4
Motor Vehicle Accidents (E810-E825)	3	2	1	2	0	2
All Other Accidents (E800-E807, E826-E949)	0	0	0	4	2	2
Suicides (E950-E959)	0	0	0	0	0	0
Homicides (E960-E969)	1	1	0	0	0	0

SELECTED VITAL STATISTICS BY RACE, BY CITY, 1988

ITEM	RIVERDALE			ROCKMART		
	NUMBER			NUMBER		
	Total	White	Black	Total	White	Black
TOTAL DEATHS	83	73	9	50	38	12
Lifestages						
INFANCY (<1)	6	4	2	1	0	1
NEONATAL	6	4	2	0	0	0
POST-NEONATAL	0	0	0	1	0	1
EARLY CHILDHOOD (1-4)	0	0	0	0	0	0
LATER CHILDHOOD (5-14)	1	0	1	0	0	0
ADOLESCENCE (15-19)	0	0	0	0	0	0
EARLY ADULTHOOD (20-29)	3	1	2	3	1	2
YOUNG ADULTHOOD (30-44)	7	5	1	2	2	0
MIDDLE ADULTHOOD (45-59)	12	12	0	7	4	3
LATER ADULTHOOD (60-74)	20	18	2	10	9	1
OLDER ADULTHOOD (>74)	34	33	1	27	22	5
Cause of Death						
Infectious and Parasitic Diseases (001-139)	1	1	0	2	2	0
Neoplasms (140-239)	10	10	0	7	5	2
Malignant Neoplasms (140-208)	10	10	0	7	5	2
Stomach (151)	0	0	0	0	0	0
Colon (153)	3	3	0	1	0	1
Pancreas (157)	0	0	0	0	0	0
Trachea, Bronchus and Lung (162)	2	2	0	2	2	0
Breast (174-175)	2	2	0	1	1	0
Ovary (183)	0	0	0	1	1	0
Prostate (185)	1	1	0	0	0	0
Leukemia (204-208)	1	1	0	0	0	0
All Other Malignant Sites	1	1	0	2	1	1
Endocrine, Nutritional and Metabolic Diseases (240-279)	3	3	0	2	2	0
Diabetes Mellitus (250)	3	3	0	2	2	0
Diseases of Blood and Blood-Forming Organs (280-289)	1	1	0	0	0	0
Mental Disorders (290-319)	1	1	0	0	0	0
Diseases of the Nervous System and Sense Organs (320-389)	3	3	0	1	1	0
Diseases of the Circulatory System (390-459)	40	36	4	19	18	1
Hypertensive Diseases (401-405)	1	1	0	0	0	0
Ischaemic Heart Disease (410-414)	22	22	0	6	5	1
Acute Myocardial Infarction (410)	13	13	0	5	4	1
Other Forms of Heart Disease (420-429)	7	5	2	7	7	0
Cerebrovascular Disease (430-438)	4	2	2	5	5	0
Diseases of The Arteries And Capillaries (440-448)	3	3	0	0	0	0

SELECTED VITAL STATISTICS BY RACE, BY CITY, 1988

ITEM	RIVERDALE			ROCKMART		
	NUMBER			NUMBER		
	Total	White	Black	Total	White	Black
Cause of Death (Continued)						
Diseases of The Respiratory System (460-519)	5	5	0	4	3	1
Influenza and Pneumonia (480-487)	3	3	0	3	2	1
Chronic Obstructive Pulmonary Disease (490-496)	2	2	0	1	1	0
Diseases of The Digestive System (520-579)	6	6	0	4	2	2
Chronic Liver Disease And Cirrhosis (571)	2	2	0	0	0	0
Disease of The Genitourinary System (580-629)	0	0	0	2	1	1
Complications Of Pregnancy, Childbirth, And The Puerperium (630-676)	0	0	0	0	0	0
Diseases Of The Skin (680-709)	0	0	0	0	0	0
Diseases Of The Musculoskeletal System (710-739)	0	0	0	1	1	0
Congenital Anomalies (740-759)	1	1	0	0	0	0
Certain Conditions Originating In The Perinatal Period (760-779)	5	3	2	0	0	0
Disorders Relating To Short Gestation (765)	0	0	0	0	0	0
Symptoms, Signs, and Ill Defined Conditions (780-799)	0	0	0	2	1	1
SIDS (798)	0	0	0	1	0	1
Injury And Poisoning (E800-E999)	7	3	3	6	2	4
Motor Vehicle Accidents (E810-E825)	4	3	1	2	1	1
All Other Accidents (E800-E807, E826-E949)	1	0	1	2	0	2
Suicides (E950-E959)	0	0	0	1	1	0
Homicides (E960-E969)	2	0	1	0	0	0

SELECTED VITAL STATISTICS BY RACE, BY CITY, 1988

ITEM	ROME			ROSSVILLE		
	NUMBER			NUMBER		
	Total	White	Black	Total	White	Black
TOTAL DEATHS	459	360	99	96	87	9
Lifestages						
INFANCY (<1)	8	2	6	2	2	0
NEONATAL	3	0	3	0	0	0
POST-NEONATAL	5	2	3	2	2	0
EARLY CHILDHOOD (1-4)	0	0	0	0	0	0
LATER CHILDHOOD (5-14)	1	1	0	0	0	0
ADOLESCENCE (15-19)	1	0	1	0	0	0
EARLY ADULTHOOD (20-29)	12	5	7	1	0	1
YOUNG ADULTHOOD (30-44)	18	9	9	2	2	0
MIDDLE ADULTHOOD (45-59)	39	31	8	10	8	2
LATER ADULTHOOD (60-74)	130	98	32	36	33	3
OLDER ADULTHOOD (>74)	250	214	36	45	42	3
Cause of Death						
Infectious and Parasitic Diseases (001-139)	10	4	6	1	1	0
Neoplasms (140-239)	98	81	17	25	24	1
Malignant Neoplasms (140-208)	97	80	17	25	24	1
Stomach (151)	1	1	0	0	0	0
Colon (153)	9	8	1	1	1	0
Pancreas (157)	4	4	0	1	1	0
Trachea, Bronchus and Lung (162)	26	21	5	8	8	0
Breast (174-175)	12	9	3	2	2	0
Ovary (183)	0	0	0	1	1	0
Prostate (185)	6	4	2	2	2	0
Leukemia (204-208)	2	2	0	1	1	0
All Other Malignant Sites	37	31	6	9	8	1
Endocrine, Nutritional and Metabolic Diseases (240-279)	7	5	2	5	4	1
Diabetes Mellitus (250)	5	3	2	3	3	0
Diseases of Blood and Blood-Forming Organs (280-289)	0	0	0	1	1	0
Mental Disorders (290-319)	7	3	4	0	0	0
Diseases of the Nervous System and Sense Organs (320-389)	5	4	1	2	2	0
Diseases of the Circulatory System (390-459)	229	190	39	47	43	4
Hypertensive Diseases (401-405)	3	2	1	2	2	0
Ischaemic Heart Disease (410-414)	139	118	21	21	21	0
Acute Myocardial Infarction (410)	82	65	17	10	10	0
Other Forms of Heart Disease (420-429)	40	30	10	15	11	4
Cerebrovascular Disease (430-438)	35	28	7	8	8	0
Diseases of The Arteries And Capillaries (440-448)	6	6	0	1	1	0

SELECTED VITAL STATISTICS BY RACE, BY CITY, 1988

ITEM	ROME			ROSSVILLE		
	NUMBER			NUMBER		
	Total	White	Black	Total	White	Black
Cause of Death (Continued)						
Diseases of The Respiratory System (460-519)	39	32	7	7	6	1
Influenza and Pneumonia (480-487)	19	16	3	3	2	1
Chronic Obstructive Pulmonary Disease (490-496)	17	15	2	4	4	0
Diseases of The Digestive System (520-579)	11	9	2	4	4	0
Chronic Liver Disease And Cirrhosis (571)	1	1	0	1	1	0
Disease of The Genitourinary System (580-629)	8	4	4	1	1	0
Complications Of Pregnancy, Childbirth, And The Puerperium (630-676)	0	0	0	0	0	0
Diseases Of The Skin (680-709)	3	3	0	0	0	0
Diseases Of The Musculoskeletal System (710-739)	2	2	0	0	0	0
Congenital Anomalies (740-759)	1	0	1	0	0	0
Certain Conditions Originating In The Perinatal Period (760-779)	2	0	2	0	0	0
Disorders Relating To Short Gestation (765)	0	0	0	0	0	0
Symptoms, Signs, and Ill Defined Conditions (780-799)	6	3	3	0	0	0
SIDS (798)	2	1	1	0	0	0
Injury And Poisoning (E800-E999)	31	20	11	3	1	2
Motor Vehicle Accidents (E810-E825)	9	4	5	1	0	1
All Other Accidents (E800-E807, E826-E949)	13	10	3	2	1	1
Suicides (E950-E959)	3	3	0	0	0	0
Homicides (E960-E969)	5	3	2	0	0	0

SELECTED VITAL STATISTICS BY RACE, BY CITY, 1988

ITEM	ROSWELL			SANDERSVILLE		
	NUMBER			NUMBER		
	Total	White	Black	Total	White	Black
TOTAL DEATHS	176	167	6	74	32	41
Lifestages						
INFANCY (<1)	1	1	0	2	0	2
NEONATAL	0	0	0	1	0	1
POST-NEONATAL	1	1	0	1	0	1
EARLY CHILDHOOD (1-4)	0	0	0	0	0	0
LATER CHILDHOOD (5-14)	4	4	0	1	0	1
ADOLESCENCE (15-19)	2	1	1	0	0	0
EARLY ADULTHOOD (20-29)	5	4	0	3	1	2
YOUNG ADULTHOOD (30-44)	11	10	1	7	2	5
MIDDLE ADULTHOOD (45-59)	20	19	1	8	2	6
LATER ADULTHOOD (60-74)	52	49	1	16	11	5
OLDER ADULTHOOD (>74)	81	79	2	37	16	20
Cause of Death						
Infectious and Parasitic Diseases (001-139)	3	3	0	1	1	0
Neoplasms (140-239)	43	40	3	13	7	5
Malignant Neoplasms (140-208)	42	39	3	13	7	5
Stomach (151)	0	0	0	1	0	1
Colon (153)	2	2	0	0	0	0
Pancreas (157)	2	2	0	2	2	0
Trachea, Bronchus and Lung (162)	13	13	0	2	1	1
Breast (174-175)	3	3	0	2	1	1
Ovary (183)	0	0	0	0	0	0
Prostate (185)	1	1	0	1	0	1
Leukemia (204-208)	2	2	0	0	0	0
All Other Malignant Sites	19	16	3	5	3	1
Endocrine, Nutritional and Metabolic Diseases (240-279)	4	3	0	1	1	0
Diabetes Mellitus (250)	4	3	0	0	0	0
Diseases of Blood and Blood-Forming Organs (280-289)	0	0	0	0	0	0
Mental Disorders (290-319)	3	2	1	0	0	0
Diseases of the Nervous System and Sense Organs (320-389)	5	5	0	1	1	0
Diseases of the Circulatory System (390-459)	71	70	0	38	15	23
Hypertensive Diseases (401-405)	2	2	0	1	0	1
Ischaemic Heart Disease (410-414)	33	33	0	13	7	6
Acute Myocardial Infarction (410)	22	22	0	12	7	5
Other Forms of Heart Disease (420-429)	13	13	0	13	3	10
Cerebrovascular Disease (430-438)	17	16	0	8	4	4
Diseases of The Arteries And Capillaries (440-448)	5	5	0	1	0	1

SELECTED VITAL STATISTICS BY RACE, BY CITY, 1988

ITEM	ROSWELL			SANDERSVILLE		
	NUMBER			NUMBER		
	Total	White	Black	Total	White	Black
Cause of Death (Continued)						
Diseases of The Respiratory System (460-519)	14	14	0	5	2	3
Influenza and Pneumonia (480-487)	5	5	0	2	1	1
Chronic Obstructive Pulmonary Disease (490-496)	6	6	0	2	1	1
Diseases of The Digestive System (520-579)	6	6	0	2	1	1
Chronic Liver Disease And Cirrhosis (571)	2	2	0	1	0	1
Disease of The Genitourinary System (580-629)	5	4	1	0	0	0
Complications Of Pregnancy, Childbirth, And The Puerperium (630-676)	0	0	0	0	0	0
Diseases Of The Skin (680-709)	0	0	0	1	0	1
Diseases Of The Musculoskeletal System (710-739)	1	1	0	1	0	1
Congenital Anomalies (740-759)	1	1	0	0	0	0
Certain Conditions Originating In The Perinatal Period (760-779)	0	0	0	1	0	1
Disorders Relating To Short Gestation (765)	0	0	0	0	0	0
Symptoms, Signs, and Ill Defined Conditions (780-799)	2	2	0	0	0	0
SIDS (798)	0	0	0	0	0	0
Injury And Poisoning (E800-E999)	18	16	1	10	4	6
Motor Vehicle Accidents (E810-E825)	10	8	1	2	2	0
All Other Accidents (E800-E807, E826-E949)	3	3	0	6	2	4
Suicides (E950-E959)	4	4	0	1	0	1
Homicides (E960-E969)	1	1	0	1	0	1

SELECTED VITAL STATISTICS BY RACE, BY CITY, 1988

ITEM	SAVANNAH			SMYRNA		
	NUMBER			NUMBER		
	Total	White	Black	Total	White	Black
TOTAL DEATHS	1720	912	806	247	222	25
Lifestages						
INFANCY (<1)	54	14	40	10	5	5
NEONATAL	33	5	28	9	4	5
POST-NEONATAL	21	9	12	1	1	0
EARLY CHILDHOOD (1-4)	8	1	7	0	0	0
LATER CHILDHOOD (5-14)	8	2	6	1	0	1
ADOLESCENCE (15-19)	5	1	4	1	1	0
EARLY ADULTHOOD (20-29)	53	21	31	8	7	1
YOUNG ADULTHOOD (30-44)	109	40	69	21	16	5
MIDDLE ADULTHOOD (45-59)	208	93	115	23	19	4
LATER ADULTHOOD (60-74)	551	307	243	73	70	3
OLDER ADULTHOOD (>74)	724	433	291	110	104	6
Cause of Death						
Infectious and Parasitic Diseases (001-139)	61	21	40	3	1	2
Neoplasms (140-239)	364	218	145	57	51	6
Malignant Neoplasms (140-208)	361	216	144	55	49	6
Stomach (151)	9	3	6	2	2	0
Colon (153)	32	22	10	6	5	1
Pancreas (157)	20	9	10	2	2	0
Trachea, Bronchus and Lung (162)	102	73	29	17	15	2
Breast (174-175)	34	15	19	3	3	0
Ovary (183)	10	5	5	1	1	0
Prostate (185)	21	7	14	1	1	0
Leukemia (204-208)	17	12	5	6	6	0
All Other Malignant Sites	116	70	46	17	14	3
Endocrine, Nutritional and Metabolic Diseases (240-279)	49	16	33	6	6	0
Diabetes Mellitus (250)	35	13	22	3	3	0
Diseases of Blood and Blood-Forming Organs (280-289)	4	1	3	2	1	1
Mental Disorders (290-319)	20	11	9	1	0	1
Diseases of the Nervous System and Sense Organs (320-389)	41	25	16	4	4	0
Diseases of the Circulatory System (390-459)	746	386	360	108	105	3
Hypertensive Diseases (401-405)	25	5	20	7	7	0
Ischaemic Heart Disease (410-414)	385	210	175	47	46	1
Acute Myocardial Infarction (410)	249	118	131	24	24	0
Other Forms of Heart Disease (420-429)	144	78	66	26	24	2
Cerebrovascular Disease (430-438)	144	71	73	23	23	0
Diseases of The Arteries And Capillaries (440-448)	27	16	11	4	4	0

SELECTED VITAL STATISTICS BY RACE, BY CITY, 1988

ITEM	SAVANNAH			SMYRNA		
	NUMBER			NUMBER		
	Total	White	Black	Total	White	Black
Cause of Death (Continued)						
Diseases of The Respiratory System (460-519)	144	93	51	20	18	2
Influenza and Pneumonia (480-487)	61	27	34	6	6	0
Chronic Obstructive Pulmonary Disease (490-496)	62	54	8	14	12	2
Diseases of The Digestive System (520-579)	55	35	20	10	9	1
Chronic Liver Disease And Cirrhosis (571)	26	16	10	3	3	0
Disease of The Genitourinary System (580-629)	42	15	27	3	3	0
Complications Of Pregnancy, Childbirth, And The Puerperium (630-676)	0	0	0	0	0	0
Diseases Of The Skin (680-709)	5	2	3	0	0	0
Diseases Of The Musculoskeletal System (710-739)	10	8	2	1	1	0
Congenital Anomalies (740-759)	8	2	6	0	0	0
Certain Conditions Originating In The Perinatal Period (760-779)	30	6	24	9	4	5
Disorders Relating To Short Gestation (765)	7	0	7	2	2	0
Symptoms, Signs, and Ill Defined Conditions (780-799)	25	17	8	1	1	0
SIDS (798)	8	3	5	1	1	0
Injury And Poisoning (E800-E999)	116	56	59	22	18	4
Motor Vehicle Accidents (E810-E825)	36	16	19	7	6	1
All Other Accidents (E800-E807, E826-E949)	29	17	12	7	6	1
Suicides (E950-E959)	25	20	5	5	5	0
Homicides (E960-E969)	22	2	20	3	1	2

SELECTED VITAL STATISTICS BY RACE, BY CITY, 1988

ITEM	SNELLVILLE			SOCIAL CIRCLE		
	NUMBER			NUMBER		
	Total	White	Black	Total	White	Black
TOTAL DEATHS	56	56	0	32	21	11
Lifestages						
INFANCY (<1)	0	0	0	0	0	0
NEONATAL	0	0	0	0	0	0
POST-NEONATAL	0	0	0	0	0	0
EARLY CHILDHOOD (1-4)	0	0	0	0	0	0
LATER CHILDHOOD (5-14)	0	0	0	0	0	0
ADOLESCENCE (15-19)	0	0	0	0	0	0
EARLY ADULTHOOD (20-29)	5	5	0	1	0	1
YOUNG ADULTHOOD (30-44)	4	4	0	1	0	1
MIDDLE ADULTHOOD (45-59)	9	9	0	4	2	2
LATER ADULTHOOD (60-74)	18	18	0	7	5	2
OLDER ADULTHOOD (>74)	20	20	0	19	14	5
Cause of Death						
Infectious and Parasitic Diseases (001-139)	0	0	0	1	0	1
Neoplasms (140-239)	16	16	0	8	4	4
Malignant Neoplasms (140-208)	16	16	0	8	4	4
Stomach (151)	0	0	0	0	0	0
Colon (153)	1	1	0	0	0	0
Pancreas (157)	1	1	0	0	0	0
Trachea, Bronchus and Lung (162)	5	5	0	3	2	1
Breast (174-175)	2	2	0	0	0	0
Ovary (183)	1	1	0	0	0	0
Prostate (185)	0	0	0	2	1	1
Leukemia (204-208)	1	1	0	0	0	0
All Other Malignant Sites	5	5	0	3	1	2
Endocrine, Nutritional and Metabolic Diseases (240-279)	2	2	0	2	2	0
Diabetes Mellitus (250)	2	2	0	0	0	0
Diseases of Blood and Blood-Forming Organs (280-289)	0	0	0	0	0	0
Mental Disorders (290-319)	0	0	0	0	0	0
Diseases of the Nervous System and Sense Organs (320-389)	1	1	0	1	0	1
Diseases of the Circulatory System (390-459)	19	19	0	13	11	2
Hypertensive Diseases (401-405)	1	1	0	0	0	0
Ischaemic Heart Disease (410-414)	8	8	0	5	3	2
Acute Myocardial Infarction (410)	3	3	0	5	3	2
Other Forms of Heart Disease (420-429)	5	5	0	1	1	0
Cerebrovascular Disease (430-438)	4	4	0	6	6	0
Diseases of The Arteries And Capillaries (440-448)	0	0	0	1	1	0

SELECTED VITAL STATISTICS BY RACE, BY CITY, 1988

ITEM	SNELLVILLE			SOCIAL CIRCLE		
	NUMBER			NUMBER		
	Total	White	Black	Total	White	Black
Cause of Death (Continued)						
Diseases of The Respiratory System (460-519)	4	4	0	2	1	1
Influenza and Pneumonia (480-487)	2	2	0	1	0	1
Chronic Obstructive Pulmonary Disease (490-496)	2	2	0	1	1	0
Diseases of The Digestive System (520-579)	1	1	0	3	3	0
Chronic Liver Disease And Cirrhosis (571)	0	0	0	0	0	0
Disease of The Genitourinary System (580-629)	0	0	0	0	0	0
Complications Of Pregnancy, Childbirth, And The Puerperium (630-676)	0	0	0	0	0	0
Diseases Of The Skin (680-709)	1	1	0	1	0	1
Diseases Of The Musculoskeletal System (710-739)	2	2	0	0	0	0
Congenital Anomalies (740-759)	0	0	0	0	0	0
Certain Conditions Originating In The Perinatal Period (760-779)	0	0	0	0	0	0
Disorders Relating To Short Gestation (765)	0	0	0	0	0	0
Symptoms, Signs, and Ill Defined Conditions (780-799)	2	2	0	0	0	0
SIDS (798)	0	0	0	0	0	0
Injury And Poisoning (E800-E999)	8	8	0	1	0	1
Motor Vehicle Accidents (E810-E825)	2	2	0	1	0	1
All Other Accidents (E800-E807, E826-E949)	1	1	0	0	0	0
Suicides (E950-E959)	4	4	0	0	0	0
Homicides (E960-E969)	1	1	0	0	0	0

SELECTED VITAL STATISTICS BY RACE, BY CITY, 1988

ITEM	STATESBORO			ST MARYS		
	NUMBER			NUMBER		
	Total	White	Black	Total	White	Black
TOTAL DEATHS	159	119	40	26	22	4
Lifestages						
INFANCY (<1)	2	0	2	1	1	0
NEONATAL	1	0	1	0	0	0
POST-NEONATAL	1	0	1	1	1	0
EARLY CHILDHOOD (1-4)	1	0	1	0	0	0
LATER CHILDHOOD (5-14)	0	0	0	1	0	1
ADOLESCENCE (15-19)	0	0	0	0	0	0
EARLY ADULTHOOD (20-29)	3	1	2	0	0	0
YOUNG ADULTHOOD (30-44)	3	3	0	4	4	0
MIDDLE ADULTHOOD (45-59)	13	6	7	4	3	1
LATER ADULTHOOD (60-74)	39	26	13	10	9	1
OLDER ADULTHOOD (>74)	98	83	15	6	5	1
Cause of Death						
Infectious and Parasitic Diseases (001-139)	6	5	1	0	0	0
Neoplasms (140-239)	22	17	5	6	5	1
Malignant Neoplasms (140-208)	22	17	5	6	5	1
Stomach (151)	2	2	0	0	0	0
Colon (153)	6	4	2	0	0	0
Pancreas (157)	0	0	0	1	1	0
Trachea, Bronchus and Lung (162)	5	4	1	3	2	1
Breast (174-175)	2	2	0	0	0	0
Ovary (183)	0	0	0	0	0	0
Prostate (185)	1	0	1	0	0	0
Leukemia (204-208)	1	1	0	0	0	0
All Other Malignant Sites	5	4	1	2	2	0
Endocrine, Nutritional and Metabolic Diseases (240-279)	4	2	2	1	1	0
Diabetes Mellitus (250)	3	2	1	1	1	0
Diseases of Blood and Blood-Forming Organs (280-289)	0	0	0	1	0	1
Mental Disorders (290-319)	3	3	0	1	1	0
Diseases of the Nervous System and Sense Organs (320-389)	7	5	2	0	0	0
Diseases of the Circulatory System (390-459)	84	61	23	12	11	1
Hypertensive Diseases (401-405)	3	2	1	1	1	0
Ischaemic Heart Disease (410-414)	26	19	7	6	6	0
Acute Myocardial Infarction (410)	13	11	2	3	3	0
Other Forms of Heart Disease (420-429)	21	13	8	0	0	0
Cerebrovascular Disease (430-438)	30	23	7	2	1	1
Diseases of The Arteries And Capillaries (440-448)	4	4	0	2	2	0

SELECTED VITAL STATISTICS BY RACE, BY CITY, 1988

ITEM	STATESBORO			ST MARYS		
	NUMBER			NUMBER		
	Total	White	Black	Total	White	Black
Cause of Death (Continued)						
Diseases of The Respiratory System (460-519)	17	16	1	1	0	1
Influenza and Pneumonia (480-487)	6	5	1	0	0	0
Chronic Obstructive Pulmonary Disease (490-496)	7	7	0	0	0	0
Diseases of The Digestive System (520-579)	3	2	1	1	1	0
Chronic Liver Disease And Cirrhosis (571)	1	0	1	0	0	0
Disease of The Genitourinary System (580-629)	3	2	1	1	1	0
Complications Of Pregnancy, Childbirth, And The Puerperium (630-676)	0	0	0	0	0	0
Diseases Of The Skin (680-709)	0	0	0	0	0	0
Diseases Of The Musculoskeletal System (710-739)	1	0	1	0	0	0
Congenital Anomalies (740-759)	0	0	0	0	0	0
Certain Conditions Originating In The Perinatal Period (760-779)	1	0	1	0	0	0
Disorders Relating To Short Gestation (765)	0	0	0	0	0	0
Symptoms, Signs, and Ill Defined Conditions (780-799)	0	0	0	1	1	0
SIDS (798)	0	0	0	1	1	0
Injury And Poisoning (E800-E999)	8	6	2	1	1	0
Motor Vehicle Accidents (E810-E825)	2	1	1	0	0	0
All Other Accidents (E800-E807, E826-E949)	5	4	1	0	0	0
Suicides (E950-E959)	1	1	0	1	1	0
Homicides (E960-E969)	0	0	0	0	0	0

SELECTED VITAL STATISTICS BY RACE, BY CITY, 1988

ITEM	STONE MOUNTAIN			SUMMERVILLE		
	NUMBER			NUMBER		
	Total	White	Black	Total	White	Black
TOTAL DEATHS	64	47	14	77	67	10
Lifestages						
INFANCY (<1)	4	1	1	1	1	0
NEONATAL	3	1	0	0	0	0
POST-NEONATAL	1	0	1	1	1	0
EARLY CHILDHOOD (1-4)	0	0	0	0	0	0
LATER CHILDHOOD (5-14)	1	0	0	0	0	0
ADOLESCENCE (15-19)	0	0	0	1	1	0
EARLY ADULTHOOD (20-29)	6	4	2	0	0	0
YOUNG ADULTHOOD (30-44)	9	6	3	1	1	0
MIDDLE ADULTHOOD (45-59)	6	5	1	10	9	1
LATER ADULTHOOD (60-74)	20	16	4	27	22	5
OLDER ADULTHOOD (>74)	18	15	3	37	33	4
Cause of Death						
Infectious and Parasitic Diseases (001-139)	0	0	0	0	0	0
Neoplasms (140-239)	14	12	2	20	17	3
Malignant Neoplasms (140-208)	14	12	2	20	17	3
Stomach (151)	1	1	0	1	1	0
Colon (153)	1	1	0	1	1	0
Pancreas (157)	0	0	0	0	0	0
Trachea, Bronchus and Lung (162)	4	4	0	8	7	1
Breast (174-175)	2	2	0	3	2	1
Ovary (183)	0	0	0	0	0	0
Prostate (185)	2	1	1	1	1	0
Leukemia (204-208)	1	1	0	0	0	0
All Other Malignant Sites	3	2	1	6	5	1
Endocrine, Nutritional and Metabolic Diseases (240-279)	2	2	0	0	0	0
Diabetes Mellitus (250)	0	0	0	0	0	0
Diseases of Blood and Blood-Forming Organs (280-289)	1	1	0	0	0	0
Mental Disorders (290-319)	0	0	0	0	0	0
Diseases of the Nervous System and Sense Organs (320-389)	2	1	1	0	0	0
Diseases of the Circulatory System (390-459)	21	16	5	44	38	6
Hypertensive Diseases (401-405)	1	0	1	0	0	0
Ischaemic Heart Disease (410-414)	7	6	1	24	20	4
Acute Myocardial Infarction (410)	4	4	0	15	12	3
Other Forms of Heart Disease (420-429)	8	7	1	3	3	0
Cerebrovascular Disease (430-438)	4	3	1	12	11	1
Diseases of The Arteries And Capillaries (440-448)	0	0	0	4	3	1

SELECTED VITAL STATISTICS BY RACE, BY CITY, 1988

ITEM	STONE MOUNTAIN			SUMMERVILLE		
	NUMBER			NUMBER		
	Total	White	Black	Total	White	Black
Cause of Death (Continued)						
Diseases of The Respiratory System (460-519)	7	5	2	5	4	1
Influenza and Pneumonia (480-487)	3	3	0	5	4	1
Chronic Obstructive Pulmonary Disease (490-496)	2	2	0	0	0	0
Diseases of The Digestive System (520-579)	1	1	0	3	3	0
Chronic Liver Disease And Cirrhosis (571)	1	1	0	1	1	0
Disease of The Genitourinary System (580-629)	0	0	0	1	1	0
Complications Of Pregnancy, Childbirth, And The Puerperium (630-676)	0	0	0	0	0	0
Diseases Of The Skin (680-709)	0	0	0	0	0	0
Diseases Of The Musculoskeletal System (710-739)	0	0	0	0	0	0
Congenital Anomalies (740-759)	0	0	0	0	0	0
Certain Conditions Originating In The Perinatal Period (760-779)	4	1	1	0	0	0
Disorders Relating To Short Gestation (765)	2	1	0	0	0	0
Symptoms, Signs, and Ill Defined Conditions (780-799)	0	0	0	0	0	0
SIDS (798)	0	0	0	0	0	0
Injury And Poisoning (E800-E999)	12	8	3	4	4	0
Motor Vehicle Accidents (E810-E825)	5	3	1	2	2	0
All Other Accidents (E800-E807, E826-E949)	4	2	2	2	2	0
Suicides (E950-E959)	3	3	0	0	0	0
Homicides (E960-E969)	0	0	0	0	0	0

SELECTED VITAL STATISTICS BY RACE, BY CITY, 1988

ITEM	SWAINSBORO			SYLVANIA		
	NUMBER			NUMBER		
	Total	White	Black	Total	White	Black
TOTAL DEATHS	86	59	27	52	33	19
Lifestages						
INFANCY (<1)						
NEONATAL	1	1	0	0	0	0
POST-NEONATAL	1	1	0	0	0	0
EARLY CHILDHOOD (1-4)	0	0	0	0	0	0
LATER CHILDHOOD (5-14)	1	0	1	0	0	0
ADOLESCENCE (15-19)	1	1	0	0	0	0
EARLY ADULTHOOD (20-29)	4	2	2	0	0	0
YOUNG ADULTHOOD (30-44)	9	3	6	3	1	2
MIDDLE ADULTHOOD (45-59)	4	3	1	4	1	3
LATER ADULTHOOD (60-74)	28	20	8	16	12	4
OLDER ADULTHOOD (>74)	38	29	9	29	19	10
Cause of Death						
Infectious and Parasitic Diseases (001-139)	2	1	1	0	0	0
Neoplasms (140-239)	25	19	6	8	6	2
Malignant Neoplasms (140-208)	25	19	6	8	6	2
Stomach (151)	0	0	0	0	0	0
Colon (153)	1	0	1	1	0	1
Pancreas (157)	1	1	0	1	0	1
Trachea, Bronchus and Lung (162)	4	3	1	2	2	0
Breast (174-175)	3	2	1	0	0	0
Ovary (183)	0	0	0	1	1	0
Prostate (185)	3	2	1	1	1	0
Leukemia (204-208)	0	0	0	0	0	0
All Other Malignant Sites	13	11	2	2	2	0
Endocrine, Nutritional and Metabolic Diseases (240-279)	4	1	3	0	0	0
Diabetes Mellitus (250)	2	1	1	0	0	0
Diseases of Blood and Blood-Forming Organs (280-289)	1	0	1	0	0	0
Mental Disorders (290-319)	0	0	0	0	0	0
Diseases of the Nervous System and Sense Organs (320-389)	0	0	0	1	1	0
Diseases of the Circulatory System (390-459)	35	26	9	30	19	11
Hypertensive Diseases (401-405)	0	0	0	1	1	0
Ischaemic Heart Disease (410-414)	14	10	4	13	9	4
Acute Myocardial Infarction (410)	11	7	4	5	5	0
Other Forms of Heart Disease (420-429)	14	10	4	7	5	2
Cerebrovascular Disease (430-438)	5	4	1	5	1	4
Diseases of The Arteries And Capillaries (440-448)	2	2	0	3	3	0

SELECTED VITAL STATISTICS BY RACE, BY CITY, 1988

ITEM	SWAINSBORO			SYLVANIA		
	NUMBER			NUMBER		
	Total	White	Black	Total	White	Black
Cause of Death (Continued)						
Diseases of The Respiratory System (460-519)	4	4	0	2	1	1
Influenza and Pneumonia (480-487)	2	2	0	1	0	1
Chronic Obstructive Pulmonary Disease (490-496)	1	1	0	1	1	0
Diseases of The Digestive System (520-579)	3	2	1	0	0	0
Chronic Liver Disease And Cirrhosis (571)	2	1	1	0	0	0
Disease of The Genitourinary System (580-629)	2	1	1	5	3	2
Complications Of Pregnancy, Childbirth, And The Puerperium (630-676)	0	0	0	0	0	0
Diseases Of The Skin (680-709)	0	0	0	1	1	0
Diseases Of The Musculoskeletal System (710-739)	0	0	0	0	0	0
Congenital Anomalies (740-759)	1	1	0	0	0	0
Certain Conditions Originating In The Perinatal Period (760-779)	0	0	0	0	0	0
Disorders Relating To Short Gestation (765)	0	0	0	0	0	0
Symptoms, Signs, and Ill Defined Conditions (780-799)	0	0	0	0	0	0
SIDS (798)	0	0	0	0	0	0
Injury And Poisoning (E800-E999)	9	4	5	5	2	3
Motor Vehicle Accidents (E810-E825)	4	3	1	3	1	2
All Other Accidents (E800-E807, E826-E949)	2	1	1	1	0	1
Suicides (E950-E959)	0	0	0	1	1	0
Homicides (E960-E969)	3	0	3	0	0	0

SELECTED VITAL STATISTICS BY RACE, BY CITY, 1988

ITEM	SYLVESTER			TALLAPOOSA		
	NUMBER			NUMBER		
	Total	White	Black	Total	White	Black
TOTAL DEATHS	71	34	36	36	32	4
Lifestages						
INFANCY (<1)	4	1	3	1	1	0
NEONATAL	4	1	3	1	1	0
POST-NEONATAL	0	0	0	0	0	0
EARLY CHILDHOOD (1-4)	1	0	1	0	0	0
LATER CHILDHOOD (5-14)	0	0	0	0	0	0
ADOLESCENCE (15-19)	0	0	0	0	0	0
EARLY ADULTHOOD (20-29)	2	2	0	1	1	0
YOUNG ADULTHOOD (30-44)	3	0	3	2	1	1
MIDDLE ADULTHOOD (45-59)	11	5	6	7	5	2
LATER ADULTHOOD (60-74)	19	7	11	10	9	1
OLDER ADULTHOOD (>74)	31	19	12	15	15	0
Cause of Death						
Infectious and Parasitic Diseases (001-139)	0	0	0	0	0	0
Neoplasms (140-239)	13	7	6	8	7	1
Malignant Neoplasms (140-208)	13	7	6	8	7	1
Stomach (151)	1	1	0	0	0	0
Colon (153)	0	0	0	0	0	0
Pancreas (157)	1	1	0	1	1	0
Trachea, Bronchus and Lung (162)	2	1	1	3	3	0
Breast (174-175)	3	2	1	0	0	0
Ovary (183)	0	0	0	1	0	1
Prostate (185)	2	1	1	2	2	0
Leukemia (204-208)	1	0	1	0	0	0
All Other Malignant Sites	3	1	2	1	1	0
Endocrine, Nutritional and Metabolic Diseases (240-279)	1	1	0	1	1	0
Diabetes Mellitus (250)	1	1	0	1	1	0
Diseases of Blood and Blood-Forming Organs (280-289)	0	0	0	0	0	0
Mental Disorders (290-319)	1	1	0	0	0	0
Diseases of the Nervous System and Sense Organs (320-389)	1	1	0	0	0	0
Diseases of the Circulatory System (390-459)	36	14	21	14	13	1
Hypertensive Diseases (401-405)	1	0	1	1	1	0
Ischaemic Heart Disease (410-414)	14	7	6	6	6	0
Acute Myocardial Infarction (410)	11	7	3	4	4	0
Other Forms of Heart Disease (420-429)	10	4	6	4	3	1
Cerebrovascular Disease (430-438)	8	3	5	2	2	0
Diseases of The Arteries And Capillaries (440-448)	3	0	3	1	1	0

SELECTED VITAL STATISTICS BY RACE, BY CITY, 1988

ITEM	SYLVESTER			TALLAPOOSA		
	NUMBER			NUMBER		
	Total	White	Black	Total	White	Black
Cause of Death (Continued)						
Diseases of The Respiratory System (460-519)	7	4	3	3	3	0
Influenza and Pneumonia (480-487)	3	2	1	1	1	0
Chronic Obstructive Pulmonary Disease (490-496)	2	1	1	2	2	0
Diseases of The Digestive System (520-579)	1	1	0	4	3	1
Chronic Liver Disease And Cirrhosis (571)	0	0	0	1	1	0
Disease of The Genitourinary System (580-629)	2	1	1	2	2	0
Complications Of Pregnancy, Childbirth, And The Puerperium (630-676)	0	0	0	0	0	0
Diseases Of The Skin (680-709)	0	0	0	0	0	0
Diseases Of The Musculoskeletal System (710-739)	0	0	0	0	0	0
Congenital Anomalies (740-759)	0	0	0	1	1	0
Certain Conditions Originating In The Perinatal Period (760-779)	4	1	3	0	0	0
Disorders Relating To Short Gestation (765)	2	1	1	0	0	0
Symptoms, Signs, and Ill Defined Conditions (780-799)	1	0	1	0	0	0
SIDS (798)	0	0	0	0	0	0
Injury And Poisoning (E800-E999)	4	3	1	3	2	1
Motor Vehicle Accidents (E810-E825)	1	1	0	2	1	1
All Other Accidents (E800-E807, E826-E949)	1	0	1	1	1	0
Suicides (E950-E959)	2	2	0	0	0	0
Homicides (E960-E969)	0	0	0	0	0	0

SELECTED VITAL STATISTICS BY RACE, BY CITY, 1988

ITEM	THOMASTON			THOMASVILLE		
	NUMBER			NUMBER		
	Total	White	Black	Total	White	Black
TOTAL DEATHS	186	157	29	231	119	112
Lifestages						
INFANCY (<1)	0	0	0	2	0	2
NEONATAL	0	0	0	2	0	2
POST-NEONATAL	0	0	0	0	0	0
EARLY CHILDHOOD (1-4)	0	0	0	0	0	0
LATER CHILDHOOD (5-14)	1	1	0	1	1	0
ADOLESCENCE (15-19)	1	1	0	5	2	3
EARLY ADULTHOOD (20-29)	0	0	0	4	0	4
YOUNG ADULTHOOD (30-44)	6	2	4	13	5	8
MIDDLE ADULTHOOD (45-59)	19	16	3	18	6	12
LATER ADULTHOOD (60-74)	62	53	9	78	37	41
OLDER ADULTHOOD (>74)	97	84	13	110	68	42
Cause of Death						
Infectious and Parasitic Diseases (001-139)	2	0	2	4	2	2
Neoplasms (140-239)	34	32	2	43	19	24
Malignant Neoplasms (140-208)	32	30	2	43	19	24
Stomach (151)	0	0	0	0	0	0
Colon (153)	3	3	0	3	0	3
Pancreas (157)	4	4	0	5	1	4
Trachea, Bronchus and Lung (162)	8	7	1	12	7	5
Breast (174-175)	2	2	0	3	1	2
Ovary (183)	1	1	0	2	0	2
Prostate (185)	1	0	1	4	2	2
Leukemia (204-208)	1	1	0	1	1	0
All Other Malignant Sites	12	12	0	13	7	6
Endocrine, Nutritional and Metabolic Diseases (240-279)	7	6	1	3	1	2
Diabetes Mellitus (250)	4	4	0	1	0	1
Diseases of Blood and Blood-Forming Organs (280-289)	0	0	0	1	1	0
Mental Disorders (290-319)	0	0	0	5	3	2
Diseases of the Nervous System and Sense Organs (320-389)	3	3	0	6	5	1
Diseases of the Circulatory System (390-459)	100	84	16	110	62	48
Hypertensive Diseases (401-405)	1	0	1	8	0	8
Ischaemic Heart Disease (410-414)	39	35	4	36	24	12
Acute Myocardial Infarction (410)	24	20	4	23	16	7
Other Forms of Heart Disease (420-429)	22	18	4	26	16	10
Cerebrovascular Disease (430-438)	28	23	5	33	19	14
Diseases of The Arteries And Capillaries (440-448)	6	4	2	3	1	2

SELECTED VITAL STATISTICS BY RACE, BY CITY, 1988

ITEM	THOMASTON			THOMASVILLE		
	NUMBER			NUMBER		
	Total	White	Black	Total	White	Black
Cause of Death (Continued)						
Diseases of The Respiratory System (460-519)	20	18	2	18	10	8
Influenza and Pneumonia (480-487)	8	6	2	6	2	4
Chronic Obstructive Pulmonary Disease (490-496)	9	9	0	7	3	4
Diseases of The Digestive System (520-579)	5	3	2	8	5	3
Chronic Liver Disease And Cirrhosis (571)	3	1	2	3	2	1
Disease of The Genitourinary System (580-629)	4	4	0	7	3	4
Complications Of Pregnancy, Childbirth, And The Puerperium (630-676)	0	0	0	0	0	0
Diseases Of The Skin (680-709)	2	1	1	1	1	0
Diseases Of The Musculoskeletal System (710-739)	0	0	0	1	1	0
Congenital Anomalies (740-759)	0	0	0	0	0	0
Certain Conditions Originating In The Perinatal Period (760-779)	0	0	0	2	0	2
Disorders Relating To Short Gestation (765)	0	0	0	0	0	0
Symptoms, Signs, and Ill Defined Conditions (780-799)	0	0	0	1	0	1
SIDS (798)	0	0	0	0	0	0
Injury And Poisoning (E800-E999)	9	6	3	21	6	15
Motor Vehicle Accidents (E810-E825)	3	3	0	10	4	6
All Other Accidents (E800-E807, E826-E949)	5	3	2	6	1	5
Suicides (E950-E959)	0	0	0	2	1	1
Homicides (E960-E969)	1	0	1	3	0	3

SELECTED VITAL STATISTICS BY RACE, BY CITY, 1988

ITEM	THOMSON			TIFTON		
	NUMBER			NUMBER		
	Total	White	Black	Total	White	Black
TOTAL DEATHS	93	51	42	161	132	29
Lifestages						
INFANCY (<1)	5	0	5	7	0	7
NEONATAL	3	0	3	5	0	5
POST-NEONATAL	2	0	2	2	0	2
EARLY CHILDHOOD (1-4)	0	0	0	2	1	1
LATER CHILDHOOD (5-14)	0	0	0	1	0	1
ADOLESCENCE (15-19)	0	0	0	3	3	0
EARLY ADULTHOOD (20-29)	4	0	4	3	1	2
YOUNG ADULTHOOD (30-44)	6	3	3	9	6	3
MIDDLE ADULTHOOD (45-59)	11	8	3	19	15	4
LATER ADULTHOOD (60-74)	27	16	11	44	38	6
OLDER ADULTHOOD (>74)	40	24	16	73	68	5
Cause of Death						
Infectious and Parasitic Diseases (001-139)	4	1	3	2	1	1
Neoplasms (140-239)	16	10	6	28	25	3
Malignant Neoplasms (140-208)	15	9	6	28	25	3
Stomach (151)	0	0	0	0	0	0
Colon (153)	1	1	0	4	4	0
Pancreas (157)	1	0	1	1	1	0
Trachea, Bronchus and Lung (162)	7	3	4	9	8	1
Breast (174-175)	1	0	1	0	0	0
Ovary (183)	0	0	0	2	2	0
Prostate (185)	0	0	0	3	1	2
Leukemia (204-208)	0	0	0	1	1	0
All Other Malignant Sites	5	5	0	8	8	0
Endocrine, Nutritional and Metabolic Diseases (240-279)	2	2	0	5	5	0
Diabetes Mellitus (250)	2	2	0	4	4	0
Diseases of Blood and Blood-Forming Organs (280-289)	1	0	1	1	1	0
Mental Disorders (290-319)	2	2	0	2	1	1
Diseases of the Nervous System and Sense Organs (320-389)	0	0	0	10	10	0
Diseases of the Circulatory System (390-459)	25	17	8	62	56	6
Hypertensive Diseases (401-405)	0	0	0	1	1	0
Ischaemic Heart Disease (410-414)	15	10	5	30	28	2
Acute Myocardial Infarction (410)	8	4	4	18	17	1
Other Forms of Heart Disease (420-429)	6	4	2	13	12	1
Cerebrovascular Disease (430-438)	4	3	1	16	13	3
Diseases of The Arteries And Capillaries (440-448)	0	0	0	1	1	0

SELECTED VITAL STATISTICS BY RACE, BY CITY, 1988

ITEM	THOMSON			TIFTON		
	NUMBER			NUMBER		
	Total	White	Black	Total	White	Black
Cause of Death (Continued)						
Diseases of The Respiratory System (460-519)	16	8	8	10	10	0
Influenza and Pneumonia (480-487)	8	4	4	2	2	0
Chronic Obstructive Pulmonary Disease (490-496)	6	4	2	5	5	0
Diseases of The Digestive System (520-579)	0	0	0	8	6	2
Chronic Liver Disease And Cirrhosis (571)	0	0	0	2	1	1
Disease of The Genitourinary System (580-629)	2	0	2	5	2	3
Complications Of Pregnancy, Childbirth, And The Puerperium (630-676)	0	0	0	0	0	0
Diseases Of The Skin (680-709)	0	0	0	0	0	0
Diseases Of The Musculoskeletal System (710-739)	0	0	0	2	2	0
Congenital Anomalies (740-759)	2	0	2	2	1	1
Certain Conditions Originating In The Perinatal Period (760-779)	2	0	2	5	0	5
Disorders Relating To Short Gestation (765)	1	0	1	1	0	1
Symptoms, Signs, and Ill Defined Conditions (780-799)	15	9	6	4	3	1
SIDS (798)	0	0	0	1	0	1
Injury And Poisoning (E800-E999)	6	2	4	15	9	6
Motor Vehicle Accidents (E810-E825)	3	1	2	4	3	1
All Other Accidents (E800-E807, E826-E949)	1	0	1	6	3	3
Suicides (E950-E959)	0	0	0	3	3	0
Homicides (E960-E969)	2	1	1	2	0	2

SELECTED VITAL STATISTICS BY RACE, BY CITY, 1988

ITEM	TOCCOA			UNION CITY		
	NUMBER			NUMBER		
	Total	White	Black	Total	White	Black
TOTAL DEATHS	125	108	16	52	45	7
Lifestages						
INFANCY (<1)	0	0	0	1	1	0
NEONATAL	0	0	0	0	0	0
POST-NEONATAL	0	0	0	1	1	0
EARLY CHILDHOOD (1-4)	0	0	0	0	0	0
LATER CHILDHOOD (5-14)	2	2	0	0	0	0
ADOLESCENCE (15-19)	2	1	1	0	0	0
EARLY ADULTHOOD (20-29)	2	0	2	2	2	0
YOUNG ADULTHOOD (30-44)	4	2	2	1	1	0
MIDDLE ADULTHOOD (45-59)	12	10	2	5	4	1
LATER ADULTHOOD (60-74)	31	24	7	16	12	4
OLDER ADULTHOOD (>74)	72	69	2	27	25	2
Cause of Death						
Infectious and Parasitic Diseases (001-139)	1	1	0	3	2	1
Neoplasms (140-239)	27	21	6	16	13	3
Malignant Neoplasms (140-208)	26	20	6	15	13	2
Stomach (151)	0	0	0	0	0	0
Colon (153)	6	5	1	3	2	1
Pancreas (157)	1	1	0	1	1	0
Trachea, Bronchus and Lung (162)	7	5	2	2	2	0
Breast (174-175)	2	2	0	1	0	1
Ovary (183)	1	1	0	0	0	0
Prostate (185)	2	1	1	2	2	0
Leukemia (204-208)	1	1	0	0	0	0
All Other Malignant Sites	6	4	2	6	6	0
Endocrine, Nutritional and Metabolic Diseases (240-279)	2	2	0	1	0	1
Diabetes Mellitus (250)	2	2	0	0	0	0
Diseases of Blood and Blood-Forming Organs (280-289)	0	0	0	0	0	0
Mental Disorders (290-319)	2	1	1	0	0	0
Diseases of the Nervous System and Sense Organs (320-389)	3	3	0	1	1	0
Diseases of the Circulatory System (390-459)	60	54	5	15	15	0
Hypertensive Diseases (401-405)	1	0	1	1	1	0
Ischaemic Heart Disease (410-414)	30	26	3	4	4	0
Acute Myocardial Infarction (410)	19	17	1	3	3	0
Other Forms of Heart Disease (420-429)	15	14	1	4	4	0
Cerebrovascular Disease (430-438)	11	11	0	4	4	0
Diseases of The Arteries And Capillaries (440-448)	2	2	0	2	2	0

SELECTED VITAL STATISTICS BY RACE, BY CITY, 1988

ITEM	TOCCOA			UNION CITY		
	NUMBER			NUMBER		
	Total	White	Black	Total	White	Black
Cause of Death (Continued)						
Diseases of The Respiratory System (460-519)	12	11	1	8	7	1
Influenza and Pneumonia (480-487)	7	7	0	5	4	1
Chronic Obstructive Pulmonary Disease (490-496)	2	1	1	3	3	0
Diseases of The Digestive System (520-579)	5	3	2	3	3	0
Chronic Liver Disease And Cirrhosis (571)	2	1	1	1	1	0
Disease of The Genitourinary System (580-629)	3	3	0	2	1	1
Complications Of Pregnancy, Childbirth, And The Puerperium (630-676)	0	0	0	0	0	0
Diseases Of The Skin (680-709)	0	0	0	0	0	0
Diseases Of The Musculoskeletal System (710-739)	0	0	0	0	0	0
Congenital Anomalies (740-759)	1	1	0	0	0	0
Certain Conditions Originating In The Perinatal Period (760-779)	1	1	0	0	0	0
Disorders Relating To Short Gestation (765)	0	0	0	0	0	0
Symptoms, Signs, and Ill Defined Conditions (780-799)	0	0	0	1	1	0
SIDS (798)	0	0	0	1	1	0
Injury And Poisoning (E800-E999)	8	7	1	2	2	0
Motor Vehicle Accidents (E810-E825)	5	5	0	1	1	0
All Other Accidents (E800-E807, E826-E949)	1	0	1	0	0	0
Suicides (E950-E959)	1	1	0	1	1	0
Homicides (E960-E969)	1	1	0	0	0	0

SELECTED VITAL STATISTICS BY RACE, BY CITY, 1988

ITEM	VALDOSTA			VIDALIA		
	NUMBER			NUMBER		
	Total	White	Black	Total	White	Black
TOTAL DEATHS	400	220	178	107	78	29
Lifestages						
INFANCY (<1)	12	6	6	3	3	0
NEONATAL	6	4	2	2	2	0
POST-NEONATAL	6	2	4	1	1	0
EARLY CHILDHOOD (1-4)	1	0	1	0	0	0
LATER CHILDHOOD (5-14)	2	0	2	0	0	0
ADOLESCENCE (15-19)	6	4	2	2	1	1
EARLY ADULTHOOD (20-29)	14	5	9	1	0	1
YOUNG ADULTHOOD (30-44)	26	12	13	5	3	2
MIDDLE ADULTHOOD (45-59)	54	21	32	8	3	5
LATER ADULTHOOD (60-74)	99	57	42	35	27	8
OLDER ADULTHOOD (>74)	186	115	71	53	41	12
Cause of Death						
Infectious and Parasitic Diseases (001-139)	14	7	7	2	1	1
Neoplasms (140-239)	82	50	31	19	15	4
Malignant Neoplasms (140-208)	80	49	30	19	15	4
Stomach (151)	1	0	1	1	1	0
Colon (153)	5	5	0	1	1	0
Pancreas (157)	4	2	2	2	2	0
Trachea, Bronchus and Lung (162)	27	16	10	4	3	1
Breast (174-175)	9	7	2	4	2	2
Ovary (183)	0	0	0	0	0	0
Prostate (185)	2	1	1	0	0	0
Leukemia (204-208)	1	1	0	0	0	0
All Other Malignant Sites	31	17	14	7	6	1
Endocrine, Nutritional and Metabolic Diseases (240-279)	14	3	11	0	0	0
Diabetes Mellitus (250)	12	3	9	0	0	0
Diseases of Blood and Blood-Forming Organs (280-289)	1	1	0	2	2	0
Mental Disorders (290-319)	1	0	1	0	0	0
Diseases of the Nervous System and Sense Organs (320-389)	7	5	2	0	0	0
Diseases of the Circulatory System (390-459)	181	99	82	50	34	16
Hypertensive Diseases (401-405)	5	1	4	1	1	0
Ischaemic Heart Disease (410-414)	61	35	26	15	9	6
Acute Myocardial Infarction (410)	22	13	9	13	7	6
Other Forms of Heart Disease (420-429)	85	45	40	21	14	7
Cerebrovascular Disease (430-438)	16	10	6	11	8	3
Diseases of The Arteries And Capillaries (440-448)	8	5	3	1	1	0

SELECTED VITAL STATISTICS BY RACE, BY CITY, 1988

ITEM	VALDOSTA			VIDALIA		
	NUMBER			NUMBER		
	Total	White	Black	Total	White	Black
Cause of Death (Continued)						
Diseases of The Respiratory System (460-519)	26	17	9	19	15	4
Influenza and Pneumonia (480-487)	10	4	6	15	11	4
Chronic Obstructive Pulmonary Disease (490-496)	10	9	1	3	3	0
Diseases of The Digestive System (520-579)	11	9	2	3	3	0
Chronic Liver Disease And Cirrhosis (571)	1	0	1	1	1	0
Disease of The Genitourinary System (580-629)	5	1	4	2	1	1
Complications Of Pregnancy, Childbirth, And The Puerperium (630-676)	0	0	0	0	0	0
Diseases Of The Skin (680-709)	4	3	1	0	0	0
Diseases Of The Musculoskeletal System (710-739)	3	3	0	0	0	0
Congenital Anomalies (740-759)	2	2	0	0	0	0
Certain Conditions Originating In The Perinatal Period (760-779)	6	4	2	2	2	0
Disorders Relating To Short Gestation (765)	1	1	0	0	0	0
Symptoms, Signs, and Ill Defined Conditions (780-799)	5	1	4	0	0	0
SIDS (798)	1	0	1	0	0	0
Injury And Poisoning (E800-E999)	38	15	22	8	5	3
Motor Vehicle Accidents (E810-E825)	15	9	6	1	1	0
All Other Accidents (E800-E807, E826-E949)	7	2	5	5	4	1
Suicides (E950-E959)	3	1	2	0	0	0
Homicides (E960-E969)	11	1	9	2	0	2

SELECTED VITAL STATISTICS BY RACE, BY CITY, 1988

ITEM	VIENNA			VILLA RICA		
	NUMBER			NUMBER		
	Total	White	Black	Total	White	Black
TOTAL DEATHS	24	13	11	43	34	9
Lifestages						
INFANCY (<1)	0	0	0	0	0	0
NEONATAL	0	0	0	0	0	0
POST-NEONATAL	0	0	0	0	0	0
EARLY CHILDHOOD (1-4)	0	0	0	0	0	0
LATER CHILDHOOD (5-14)	0	0	0	0	0	0
ADOLESCENCE (15-19)	0	0	0	0	0	0
EARLY ADULTHOOD (20-29)	0	0	0	0	0	0
YOUNG ADULTHOOD (30-44)	1	0	1	1	0	1
MIDDLE ADULTHOOD (45-59)	4	1	3	8	4	4
LATER ADULTHOOD (60-74)	8	4	4	16	14	2
OLDER ADULTHOOD (>74)	11	8	3	18	16	2
Cause of Death						
Infectious and Parasitic Diseases (001-139)	1	0	1	1	0	1
Neoplasms (140-239)	8	4	4	14	12	2
Malignant Neoplasms (140-208)	8	4	4	14	12	2
Stomach (151)	0	0	0	2	1	1
Colon (153)	2	2	0	2	1	1
Pancreas (157)	0	0	0	0	0	0
Trachea, Bronchus and Lung (162)	2	1	1	6	6	0
Breast (174-175)	0	0	0	1	1	0
Ovary (183)	0	0	0	0	0	0
Prostate (185)	2	0	2	0	0	0
Leukemia (204-208)	0	0	0	1	1	0
All Other Malignant Sites	2	1	1	2	2	0
Endocrine, Nutritional and Metabolic Diseases (240-279)	0	0	0	3	3	0
Diabetes Mellitus (250)	0	0	0	2	2	0
Diseases of Blood and Blood-Forming Organs (280-289)	0	0	0	1	1	0
Mental Disorders (290-319)	1	0	1	0	0	0
Diseases of the Nervous System and Sense Organs (320-389)	0	0	0	0	0	0
Diseases of the Circulatory System (390-459)	9	6	3	20	15	5
Hypertensive Diseases (401-405)	0	0	0	0	0	0
Ischaemic Heart Disease (410-414)	6	3	3	11	7	4
Acute Myocardial Infarction (410)	4	1	3	8	5	3
Other Forms of Heart Disease (420-429)	1	1	0	4	3	1
Cerebrovascular Disease (430-438)	2	2	0	2	2	0
Diseases of The Arteries And Capillaries (440-448)	0	0	0	1	1	0

SELECTED VITAL STATISTICS BY RACE, BY CITY, 1988

ITEM	VIENNA			VILLA RICA		
	NUMBER			NUMBER		
	Total	White	Black	Total	White	Black
Cause of Death (Continued)						
Diseases of The Respiratory System (460-519)	3	2	1	2	2	0
Influenza and Pneumonia (480-487)	1	1	0	1	1	0
Chronic Obstructive Pulmonary Disease (490-496)	0	0	0	1	1	0
Diseases of The Digestive System (520-579)	0	0	0	1	1	0
Chronic Liver Disease And Cirrhosis (571)	0	0	0	0	0	0
Disease of The Genitourinary System (580-629)	0	0	0	0	0	0
Complications Of Pregnancy, Childbirth, And The Puerperium (630-676)	0	0	0	0	0	0
Diseases Of The Skin (680-709)	0	0	0	0	0	0
Diseases Of The Musculoskeletal System (710-739)	0	0	0	0	0	0
Congenital Anomalies (740-759)	0	0	0	0	0	0
Certain Conditions Originating In The Perinatal Period (760-779)	0	0	0	0	0	0
Disorders Relating To Short Gestation (765)	0	0	0	0	0	0
Symptoms, Signs, and Ill Defined Conditions (780-799)	0	0	0	0	0	0
SIDS (798)	0	0	0	0	0	0
Injury And Poisoning (E800-E999)	2	1	1	1	0	1
Motor Vehicle Accidents (E810-E825)	1	1	0	0	0	0
All Other Accidents (E800-E807, E826-E949)	1	0	1	1	0	1
Suicides (E950-E959)	0	0	0	0	0	0
Homicides (E960-E969)	0	0	0	0	0	0

SELECTED VITAL STATISTICS BY RACE, BY CITY, 1988

ITEM	WARNER ROBINS			WASHINGTON		
	NUMBER			NUMBER		
	Total	White	Black	Total	White	Black
TOTAL DEATHS	279	236	43	65	27	38
Lifestages						
INFANCY (<1)	9	4	5	1	0	1
NEONATAL	7	2	5	1	0	1
POST-NEONATAL	2	2	0	0	0	0
EARLY CHILDHOOD (1-4)	0	0	0	0	0	0
LATER CHILDHOOD (5-14)	1	1	0	0	0	0
ADOLESCENCE (15-19)	3	2	1	0	0	0
EARLY ADULTHOOD (20-29)	10	9	1	1	1	0
YOUNG ADULTHOOD (30-44)	14	9	5	5	2	3
MIDDLE ADULTHOOD (45-59)	41	32	9	8	2	6
LATER ADULTHOOD (60-74)	102	92	10	22	6	16
OLDER ADULTHOOD (>74)	99	87	12	28	16	12
Cause of Death						
Infectious and Parasitic Diseases (001-139)	5	5	0	1	0	1
Neoplasms (140-239)	64	52	12	12	4	8
Malignant Neoplasms (140-208)	61	49	12	12	4	8
Stomach (151)	2	2	0	0	0	0
Colon (153)	7	5	2	1	0	1
Pancreas (157)	3	3	0	0	0	0
Trachea, Bronchus and Lung (162)	21	17	4	2	0	2
Breast (174-175)	7	5	2	2	1	1
Ovary (183)	1	1	0	1	1	0
Prostate (185)	1	0	1	2	1	1
Leukemia (204-208)	2	2	0	2	1	1
All Other Malignant Sites	17	14	3	2	0	2
Endocrine, Nutritional and Metabolic Diseases (240-279)	8	7	1	3	2	1
Diabetes Mellitus (250)	3	3	0	1	0	1
Diseases of Blood and Blood-Forming Organs (280-289)	2	2	0	0	0	0
Mental Disorders (290-319)	1	1	0	1	1	0
Diseases of the Nervous System and Sense Organs (320-389)	2	2	0	0	0	0
Diseases of the Circulatory System (390-459)	110	93	17	36	14	22
Hypertensive Diseases (401-405)	3	3	0	3	0	3
Ischaemic Heart Disease (410-414)	51	44	7	15	6	9
Acute Myocardial Infarction (410)	28	26	2	8	5	3
Other Forms of Heart Disease (420-429)	33	25	8	6	3	3
Cerebrovascular Disease (430-438)	16	15	1	10	5	5
Diseases of The Arteries And Capillaries (440-448)	5	5	0	1	0	1

SELECTED VITAL STATISTICS BY RACE, BY CITY, 1988

ITEM	WARNER ROBINS			WASHINGTON		
	NUMBER			NUMBER		
	Total	White	Black	Total	White	Black
Cause of Death (Continued)						
Diseases of The Respiratory System (460-519)	31	29	2	6	3	3
Influenza and Pneumonia (480-487)	12	11	1	3	2	1
Chronic Obstructive Pulmonary Disease (490-496)	12	12	0	3	1	2
Diseases of The Digestive System (520-579)	12	12	0	0	0	0
Chronic Liver Disease And Cirrhosis (571)	5	5	0	0	0	0
Disease of The Genitourinary System (580-629)	12	11	1	1	0	1
Complications Of Pregnancy, Childbirth, And The Puerperium (630-676)	0	0	0	0	0	0
Diseases Of The Skin (680-709)	1	1	0	0	0	0
Diseases Of The Musculoskeletal System (710-739)	1	1	0	1	1	0
Congenital Anomalies (740-759)	2	2	0	0	0	0
Certain Conditions Originating In The Perinatal Period (760-779)	5	1	4	0	0	0
Disorders Relating To Short Gestation (765)	0	0	0	0	0	0
Symptoms, Signs, and Ill Defined Conditions (780-799)	1	0	1	1	0	1
SIDS (798)	0	0	0	1	0	1
Injury And Poisoning (E800-E999)	22	17	5	3	2	1
Motor Vehicle Accidents (E810-E825)	10	10	0	1	1	0
All Other Accidents (E800-E807, E826-E949)	3	2	1	0	0	0
Suicides (E950-E959)	6	4	2	1	1	0
Homicides (E960-E969)	3	1	2	1	0	1

SELECTED VITAL STATISTICS BY RACE, BY CITY, 1988

ITEM	WAYCROSS			WAYNESBORO		
	NUMBER			NUMBER		
	Total	White	Black	Total	White	Black
TOTAL DEATHS	247	137	109	81	33	48
Lifestages						
INFANCY (<1)	13	3	10	3	0	3
NEONATAL	10	2	8	2	0	2
POST-NEONATAL	3	1	2	1	0	1
EARLY CHILDHOOD (1-4)	2	1	1	0	0	0
LATER CHILDHOOD (5-14)	5	0	5	0	0	0
ADOLESCENCE (15-19)	4	2	2	0	0	0
EARLY ADULTHOOD (20-29)	1	1	0	2	0	2
YOUNG ADULTHOOD (30-44)	18	7	11	1	0	1
MIDDLE ADULTHOOD (45-59)	34	24	10	9	1	8
LATER ADULTHOOD (60-74)	76	37	38	26	12	14
OLDER ADULTHOOD (>74)	94	62	32	40	20	20
Cause of Death						
Infectious and Parasitic Diseases (001-139)	5	3	2	1	0	1
Neoplasms (140-239)	53	32	20	12	6	6
Malignant Neoplasms (140-208)	51	31	19	12	6	6
Stomach (151)	0	0	0	2	0	2
Colon (153)	3	3	0	0	0	0
Pancreas (157)	5	3	2	0	0	0
Trachea, Bronchus and Lung (162)	16	8	7	4	4	0
Breast (174-175)	4	2	2	0	0	0
Ovary (183)	3	1	2	1	0	1
Prostate (185)	1	0	1	1	0	1
Leukemia (204-208)	2	1	1	0	0	0
All Other Malignant Sites	17	13	4	4	2	2
Endocrine, Nutritional and Metabolic Diseases (240-279)	9	4	5	2	0	2
Diabetes Mellitus (250)	6	3	3	1	0	1
Diseases of Blood and Blood-Forming Organs (280-289)	0	0	0	0	0	0
Mental Disorders (290-319)	6	3	3	0	0	0
Diseases of the Nervous System and Sense Organs (320-389)	3	0	3	1	1	0
Diseases of the Circulatory System (390-459)	103	62	41	50	22	28
Hypertensive Diseases (401-405)	8	2	6	0	0	0
Ischaemic Heart Disease (410-414)	36	26	10	19	10	9
Acute Myocardial Infarction (410)	27	19	8	14	7	7
Other Forms of Heart Disease (420-429)	27	13	14	11	1	10
Cerebrovascular Disease (430-438)	16	11	5	16	8	8
Diseases of The Arteries And Capillaries (440-448)	10	7	3	4	3	1

SELECTED VITAL STATISTICS BY RACE, BY CITY, 1988

ITEM	WAYCROSS			WAYNESBORO		
	NUMBER			NUMBER		
	Total	White	Black	Total	White	Black
Cause of Death (Continued)						
Diseases of The Respiratory System (460-519)	23	14	9	5	2	3
Influenza and Pneumonia (480-487)	7	4	3	3	0	3
Chronic Obstructive Pulmonary Disease (490-496)	10	6	4	2	2	0
Diseases of The Digestive System (520-579)	7	4	3	2	1	1
Chronic Liver Disease And Cirrhosis (571)	0	0	0	0	0	0
Disease of The Genitourinary System (580-629)	7	4	3	0	0	0
Complications Of Pregnancy, Childbirth, And The Puerperium (630-676)	0	0	0	0	0	0
Diseases Of The Skin (680-709)	1	1	0	1	0	1
Diseases Of The Musculoskeletal System (710-739)	1	0	1	1	1	0
Congenital Anomalies (740-759)	4	2	2	0	0	0
Certain Conditions Originating In The Perinatal Period (760-779)	7	1	6	2	0	2
Disorders Relating To Short Gestation (765)	0	0	0	2	0	2
Symptoms, Signs, and Ill Defined Conditions (780-799)	5	1	4	1	0	1
SIDS (798)	2	0	2	1	0	1
Injury And Poisoning (E800-E999)	13	6	7	3	0	3
Motor Vehicle Accidents (E810-E825)	4	3	1	2	0	2
All Other Accidents (E800-E807, E826-E949)	5	1	4	1	0	1
Suicides (E950-E959)	2	2	0	0	0	0
Homicides (E960-E969)	1	0	1	0	0	0

SELECTED VITAL STATISTICS BY RACE, BY CITY, 1988

ITEM	WEST POINT			WINDER		
	NUMBER			NUMBER		
	Total	White	Black	Total	White	Black
TOTAL DEATHS	44	22	22	98	82	16
Lifestages						
INFANCY (<1)	0	0	0	1	1	0
NEONATAL	0	0	0	1	1	0
POST-NEONATAL	0	0	0	0	0	0
EARLY CHILDHOOD (1-4)	1	0	1	0	0	0
LATER CHILDHOOD (5-14)	0	0	0	1	0	1
ADOLESCENCE (15-19)	2	2	0	3	2	1
EARLY ADULTHOOD (20-29)	0	0	0	2	1	1
YOUNG ADULTHOOD (30-44)	3	1	2	7	3	4
MIDDLE ADULTHOOD (45-59)	9	3	6	7	5	2
LATER ADULTHOOD (60-74)	18	8	10	27	24	3
OLDER ADULTHOOD (>74)	11	8	3	50	46	4
Cause of Death						
Infectious and Parasitic Diseases (001-139)	1	0	1	1	1	0
Neoplasms (140-239)	8	5	3	18	15	3
Malignant Neoplasms (140-208)	8	5	3	18	15	3
Stomach (151)	0	0	0	0	0	0
Colon (153)	1	1	0	4	4	0
Pancreas (157)	2	2	0	0	0	0
Trachea, Bronchus and Lung (162)	1	0	1	4	3	1
Breast (174-175)	1	1	0	2	1	1
Ovary (183)	0	0	0	1	1	0
Prostate (185)	0	0	0	2	2	0
Leukemia (204-208)	0	0	0	0	0	0
All Other Malignant Sites	3	1	2	5	4	1
Endocrine, Nutritional and Metabolic Diseases (240-279)	1	1	0	5	4	1
Diabetes Mellitus (250)	0	0	0	4	4	0
Diseases of Blood and Blood-Forming Organs (280-289)	0	0	0	0	0	0
Mental Disorders (290-319)	0	0	0	4	3	1
Diseases of the Nervous System and Sense Organs (320-389)	1	1	0	1	1	0
Diseases of the Circulatory System (390-459)	20	9	11	43	35	8
Hypertensive Diseases (401-405)	1	0	1	0	0	0
Ischaemic Heart Disease (410-414)	5	4	1	20	17	3
Acute Myocardial Infarction (410)	4	3	1	10	9	1
Other Forms of Heart Disease (420-429)	8	2	6	20	15	5
Cerebrovascular Disease (430-438)	6	3	3	1	1	0
Diseases of The Arteries And Capillaries (440-448)	0	0	0	1	1	0

SELECTED VITAL STATISTICS BY RACE, BY CITY, 1988

ITEM	WEST POINT			WINDER		
	NUMBER			NUMBER		
	Total	White	Black	Total	White	Black
Cause of Death (Continued)						
Diseases of The Respiratory System (460-519)	3	3	0	10	9	1
Influenza and Pneumonia (480-487)	2	2	0	4	4	0
Chronic Obstructive Pulmonary Disease (490-496)	0	0	0	5	5	0
Diseases of The Digestive System (520-579)	2	0	2	5	5	0
Chronic Liver Disease And Cirrhosis (571)	0	0	0	3	3	0
Disease of The Genitourinary System (580-629)	3	0	3	1	1	0
Complications Of Pregnancy, Childbirth, And The Puerperium (630-676)	0	0	0	0	0	0
Diseases Of The Skin (680-709)	0	0	0	0	0	0
Diseases Of The Musculoskeletal System (710-739)	0	0	0	0	0	0
Congenital Anomalies (740-759)	0	0	0	0	0	0
Certain Conditions Originating In The Perinatal Period (760-779)	1	0	1	1	1	0
Disorders Relating To Short Gestation (765)	0	0	0	0	0	0
Symptoms, Signs, and Ill Defined Conditions (780-799)	1	0	1	0	0	0
SIDS (798)	0	0	0	0	0	0
Injury And Poisoning (E800-E999)	3	3	0	9	7	2
Motor Vehicle Accidents (E810-E825)	2	2	0	5	3	2
All Other Accidents (E800-E807, E826-E949)	1	1	0	3	3	0
Suicides (E950-E959)	0	0	0	1	1	0
Homicides (E960-E969)	0	0	0	0	0	0

SELECTED VITAL STATISTICS BY RACE, BY CITY, 1988

ITEM	WOODSTOCK			OUTSIDE CITY		
	NUMBER			NUMBER		
	Total	White	Black	Total	White	Black
TOTAL DEATHS	36	34	2	26128	21798	4266
Lifestages						
INFANCY (<1)	2	2	0	623	409	211
NEONATAL	1	1	0	411	266	142
POST-NEONATAL	1	1	0	212	143	69
EARLY CHILDHOOD (1-4)	0	0	0	117	86	30
LATER CHILDHOOD (5-14)	3	3	0	174	121	51
ADOLESCENCE (15-19)	0	0	0	330	273	57
EARLY ADULTHOOD (20-29)	1	1	0	790	588	197
YOUNG ADULTHOOD (30-44)	3	3	0	1624	1226	393
MIDDLE ADULTHOOD (45-59)	5	4	1	3531	2886	630
LATER ADULTHOOD (60-74)	9	9	0	8260	6984	1255
OLDER ADULTHOOD (>74)	13	12	1	10679	9225	1442
Cause of Death						
Infectious and Parasitic Diseases (001-139)	0	0	0	487	370	115
Neoplasms (140-239)	8	8	0	5887	5066	803
Malignant Neoplasms (140-208)	8	8	0	5786	4984	784
Stomach (151)	0	0	0	117	85	32
Colon (153)	1	1	0	471	408	61
Pancreas (157)	0	0	0	286	246	40
Trachea, Bronchus and Lung (162)	3	3	0	1783	1597	181
Breast (174-175)	0	0	0	459	395	62
Ovary (183)	0	0	0	147	135	12
Prostate (185)	0	0	0	360	268	92
Leukemia (204-208)	2	2	0	219	189	28
All Other Malignant Sites	2	2	0	1944	1661	276
Endocrine, Nutritional and Metabolic Diseases (240-279)	0	0	0	594	447	145
Diabetes Mellitus (250)	0	0	0	394	306	86
Diseases of Blood and Blood-Forming Organs (280-289)	0	0	0	103	75	28
Mental Disorders (290-319)	0	0	0	278	225	52
Diseases of the Nervous System and Sense Organs (320-389)	0	0	0	424	361	62
Diseases of the Circulatory System (390-459)	18	18	0	11255	9434	1800
Hypertensive Diseases (401-405)	0	0	0	380	260	119
Ischaemic Heart Disease (410-414)	11	11	0	5542	4859	676
Acute Myocardial Infarction (410)	9	9	0	3578	3114	458
Other Forms of Heart Disease (420-429)	2	2	0	2708	2193	509
Cerebrovascular Disease (430-438)	4	4	0	1938	1549	382
Diseases of The Arteries And Capillaries (440-448)	1	1	0	448	388	60

SELECTED VITAL STATISTICS BY RACE, BY CITY, 1988

ITEM	WOODSTOCK			OUTSIDE CITY		
	NUMBER			NUMBER		
	Total	White	Black	Total	White	Black
Cause of Death (Continued)						
Diseases of The Respiratory System (460-519)						
Influenza and Pneumonia (480-487)	2	1	1	2134	1884	246
Chronic Obstructive Pulmonary Disease (490-496)	2	1	1	758	643	112
	0	0	0	996	919	76
Diseases of The Digestive System (520-579)						
Chronic Liver Disease And Cirrhosis (571)	0	0	0	907	769	138
	0	0	0	280	240	40
Disease of The Genitourinary System (580-629)						
	0	0	0	444	341	103
Complications Of Pregnancy, Childbirth, And The Puerperium (630-676)						
	0	0	0	0	0	0
Diseases Of The Skin (680-709)						
	0	0	0	62	46	16
Diseases Of The Musculoskeletal System (710-739)						
	0	0	0	103	89	14
Congenital Anomalies (740-759)						
	0	0	0	189	154	33
Certain Conditions Originating In The Perinatal Period (760-779)						
Disorders Relating To Short Gestation (765)	1	1	0	311	180	130
	0	0	0	66	29	36
Symptoms, Signs, and Ill Defined Conditions (780-799)						
SIDS (798)	1	1	0	295	233	61
	1	1	0	92	68	24
Injury And Poisoning (E800-E999)						
Motor Vehicle Accidents (E810-E825)	6	5	1	2655	2124	520
All Other Accidents (E800-E807, E826-E949)	3	3	0	1089	907	178
Suicides (E950-E959)	1	0	1	730	557	168
Homicides (E960-E969)	1	1	0	503	461	41
	1	1	0	282	155	126

STATE OF GEORGIA

DEPARTMENT OF PUBLIC HEALTH



ANNUAL REPORT 1940

FIGURE 4

HISPANIC STATE TABLES

HISPANIC VITAL STATISTICS BY RACE, STATE OF GEORGIA, 1988

ITEM						
	NUMBER			RATE		
	Total	White	Black	Total	White	Black
TOTAL DEATHS	162	146	14	0.0	0.0	0.0
Lifestages						
INFANCY (<1)	5	5	0	0.0	0.0	0.0
NEONATAL	4	4	0	0.0	0.0	0.0
POST-NEONATAL	1	1	0	0.0	0.0	0.0
EARLY CHILDHOOD (1-4)	0	0	0	0.0	0.0	0.0
LATER CHILDHOOD (5-14)	2	2	0	0.0	0.0	0.0
ADOLESCENCE (15-19)	6	6	0	0.0	0.0	0.0
EARLY ADULTHOOD (20-29)	18	17	0	0.0	0.0	0.0
YOUNG ADULTHOOD (30-44)	25	22	3	0.0	0.0	0.0
MIDDLE ADULTHOOD (45-59)	22	17	4	0.0	0.0	0.0
LATER ADULTHOOD (60-74)	40	38	2	0.0	0.0	0.0
OLDER ADULTHOOD (>74)	44	39	5	0.0	0.0	0.0
Cause of Death						
Infectious and Parasitic Diseases (001-139)	5	5	0	0.0	0.0	0.0
Neoplasms (140-239)	29	26	3	0.0	0.0	0.0
Malignant Neoplasms (140-208)	28	25	3	0.0	0.0	0.0
Stomach (151)	1	0	1	0.0	0.0	0.0
Colon (153)	4	4	0	0.0	0.0	0.0
Pancreas (157)	1	1	0	0.0	0.0	0.0
Trachea, Bronchus and Lung (162)	7	7	0	0.0	0.0	0.0
Breast (174-175)	5	4	1	0.0	0.0	0.0
Ovary (183)	2	2	0	0.0	0.0	0.0
Prostate (185)	0	0	0	0.0	0.0	0.0
Leukemia (204-208)	2	2	0	0.0	0.0	0.0
All Other Malignant Sites	6	5	1	0.0	0.0	0.0
Endocrine, Nutritional and Metabolic Diseases (240-279)	7	6	1	0.0	0.0	0.0
Diabetes Mellitus (250)	5	4	1	0.0	0.0	0.0
Diseases of Blood and Blood-Forming Organs (280-289)	1	1	0	0.0	0.0	0.0
Mental Disorders (290-319)	2	2	0	0.0	0.0	0.0
Diseases of the Nervous System and Sense Organs (320-389)	3	3	0	0.0	0.0	0.0
Diseases of the Circulatory System (390-459)	48	43	4	0.0	0.0	0.0
Hypertensive Diseases (401-405)	3	3	0	0.0	0.0	0.0
Ischaemic Heart Disease (410-414)	26	21	4	0.0	0.0	0.0
Acute Myocardial Infarction (410)	18	14	4	0.0	0.0	0.0
Other Forms of Heart Disease (420-429)	11	11	0	0.0	0.0	0.0
Cerebrovascular Disease (430-438)	6	6	0	0.0	0.0	0.0
Diseases of The Arteries And Capillaries (440-448)	1	1	0	0.0	0.0	0.0

HISPANIC VITAL STATISTICS BY RACE, STATE OF GEORGIA, 1988

ITEM						
	NUMBER			RATE		
	Total	White	Black	Total	White	Black
Cause of Death (Continued)						
Diseases of The Respiratory System (460-519)	7	6	1	0.0	0.0	0.0
Influenza and Pneumonia (480-487)	1	1	0	0.0	0.0	0.0
Chronic Obstructive Pulmonary Disease (490-496)	5	5	0	0.0	0.0	0.0
Diseases of The Digestive System (520-579)	6	6	0	0.0	0.0	0.0
Chronic Liver Disease And Cirrhosis (571)	2	2	0	0.0	0.0	0.0
Disease of The Genitourinary System (580-629)	4	2	2	0.0	0.0	0.0
Complications Of Pregnancy, Childbirth, And The Puerperium (630-676)	0	0	0	0.0	0.0	0.0
Diseases Of The Skin (680-709)	0	0	0	0.0	0.0	0.0
Diseases Of The Musculoskeletal System (710-739)	1	1	0	0.0	0.0	0.0
Congenital Anomalies (740-759)	2	2	0	0.0	0.0	0.0
Certain Conditions Originating In The Perinatal Period (760-779)	4	4	0	0.0	0.0	0.0
Disorders Relating To Short Gestation (765)	0	0	0	0.0	0.0	0.0
Symptoms, Signs, and Ill Defined Conditions (780-799)	1	1	0	0.0	0.0	0.0
SIDS (798)	0	0	0	0.0	0.0	0.0
Injury And Poisoning (E800-E999)	42	38	3	0.0	0.0	0.0
Motor Vehicle Accidents (E810-E825)	20	20	0	0.0	0.0	0.0
All Other Accidents (E800-E807, E826-E949)	5	5	0	0.0	0.0	0.0
Suicides (E950-E959)	2	1	0	0.0	0.0	0.0
Homicides (E960-E969)	15	12	3	0.0	0.0	0.0




FIGURE 5

HISPANIC DHR HEALTH DISTRICT TABLES

HISPANIC VITAL STATISTICS BY RACE, BY DHR HEALTH DISTRICT, 1988

ITEM	ROME (1-1)					
	NUMBER			RATE		
	Total	White	Black	Total	White	Black
TOTAL DEATHS	4	3	1	0.0	0.0	0.0
Lifestages						
INFANCY (<1)	0	0	0	0.0	0.0	0.0
NEONATAL	0	0	0	0.0	0.0	0.0
POST-NEONATAL	0	0	0	0.0	0.0	0.0
EARLY CHILDHOOD (1-4)	0	0	0	0.0	0.0	0.0
LATER CHILDHOOD (5-14)	0	0	0	0.0	0.0	0.0
ADOLESCENCE (15-19)	0	0	0	0.0	0.0	0.0
EARLY ADULTHOOD (20-29)	0	0	0	0.0	0.0	0.0
YOUNG ADULTHOOD (30-44)	0	0	0	0.0	0.0	0.0
MIDDLE ADULTHOOD (45-59)	0	0	0	0.0	0.0	0.0
LATER ADULTHOOD (60-74)	2	2	0	0.0	0.0	0.0
OLDER ADULTHOOD (>74)	2	1	1	0.0	0.0	0.0
Cause of Death						
Infectious and Parasitic Diseases (001-139)	1	1	0	0.0	0.0	0.0
Neoplasms (140-239)	0	0	0	0.0	0.0	0.0
Malignant Neoplasms (140-208)	0	0	0	0.0	0.0	0.0
Stomach (151)	0	0	0	0.0	0.0	0.0
Colon (153)	0	0	0	0.0	0.0	0.0
Pancreas (157)	0	0	0	0.0	0.0	0.0
Trachea, Bronchus and Lung (162)	0	0	0	0.0	0.0	0.0
Breast (174-175)	0	0	0	0.0	0.0	0.0
Ovary (183)	0	0	0	0.0	0.0	0.0
Prostate (185)	0	0	0	0.0	0.0	0.0
Leukemia (204-208)	0	0	0	0.0	0.0	0.0
All Other Malignant Sites	0	0	0	0.0	0.0	0.0
Endocrine, Nutritional and Metabolic Diseases (240-279)	0	0	0	0.0	0.0	0.0
Diabetes Mellitus (250)	0	0	0	0.0	0.0	0.0
Diseases of Blood and Blood-Forming Organs (280-289)	0	0	0	0.0	0.0	0.0
Mental Disorders (290-319)	0	0	0	0.0	0.0	0.0
Diseases of the Nervous System and Sense Organs (320-389)	0	0	0	0.0	0.0	0.0
Diseases of the Circulatory System (390-459)	0	0	0	0.0	0.0	0.0
Hypertensive Diseases (401-405)	0	0	0	0.0	0.0	0.0
Ischaemic Heart Disease (410-414)	0	0	0	0.0	0.0	0.0
Acute Myocardial Infarction (410)	0	0	0	0.0	0.0	0.0
Other Forms of Heart Disease (420-429)	0	0	0	0.0	0.0	0.0
Cerebrovascular Disease (430-438)	0	0	0	0.0	0.0	0.0
Diseases of The Arteries And Capillaries (440-448)	0	0	0	0.0	0.0	0.0

HISPANIC VITAL STATISTICS BY RACE, BY DHR HEALTH DISTRICT, 1988

ITEM	ROME (1-1)					
	NUMBER			RATE		
	Total	White	Black	Total	White	Black
Cause of Death (Continued)						
Diseases of The Respiratory System (460-519)	2	1	1	0.0	0.0	0.0
Influenza and Pneumonia (480-487)	1	1	0	0.0	0.0	0.0
Chronic Obstructive Pulmonary Disease (490-496)	0	0	0	0.0	0.0	0.0
Diseases of The Digestive System (520-579)	1	1	0	0.0	0.0	0.0
Chronic Liver Disease And Cirrhosis (571)	0	0	0	0.0	0.0	0.0
Disease of The Genitourinary System (580-629)	0	0	0	0.0	0.0	0.0
Complications Of Pregnancy, Childbirth, And The Puerperium (630-676)	0	0	0	0.0	0.0	0.0
Diseases Of The Skin (680-709)	0	0	0	0.0	0.0	0.0
Diseases Of The Musculoskeletal System (710-739)	0	0	0	0.0	0.0	0.0
Congenital Anomalies (740-759)	0	0	0	0.0	0.0	0.0
Certain Conditions Originating In The Perinatal Period (760-779)	0	0	0	0.0	0.0	0.0
Disorders Relating To Short Gestation (765)	0	0	0	0.0	0.0	0.0
Symptoms, Signs, and Ill Defined Conditions (780-799)	0	0	0	0.0	0.0	0.0
SIDS (798)	0	0	0	0.0	0.0	0.0
Injury And Poisoning (E800-E999)	0	0	0	0.0	0.0	0.0
Motor Vehicle Accidents (E810-E825)	0	0	0	0.0	0.0	0.0
All Other Accidents (E800-E807, E826-E949)	0	0	0	0.0	0.0	0.0
Suicides (E950-E959)	0	0	0	0.0	0.0	0.0
Homicides (E960-E969)	0	0	0	0.0	0.0	0.0

HISPANIC VITAL STATISTICS BY RACE, BY DHR HEALTH DISTRICT, 1988

ITEM	DALTON (1-2)					
	NUMBER			RATE		
	Total	White	Black	Total	White	Black
TOTAL DEATHS	2	2	0	0.0	0.0	0.0
Lifestages						
INFANCY (<1)	0	0	0	0.0	0.0	0.0
NEONATAL	0	0	0	0.0	0.0	0.0
POST-NEONATAL	0	0	0	0.0	0.0	0.0
EARLY CHILDHOOD (1-4)	0	0	0	0.0	0.0	0.0
LATER CHILDHOOD (5-14)	0	0	0	0.0	0.0	0.0
ADOLESCENCE (15-19)	0	0	0	0.0	0.0	0.0
EARLY ADULTHOOD (20-29)	0	0	0	0.0	0.0	0.0
YOUNG ADULTHOOD (30-44)	0	0	0	0.0	0.0	0.0
MIDDLE ADULTHOOD (45-59)	0	0	0	0.0	0.0	0.0
LATER ADULTHOOD (60-74)	2	2	0	0.0	0.0	0.0
OLDER ADULTHOOD (>74)	0	0	0	0.0	0.0	0.0
Cause of Death						
Infectious and Parasitic Diseases (001-139)	0	0	0	0.0	0.0	0.0
Neoplasms (140-239)	1	1	0	0.0	0.0	0.0
Malignant Neoplasms (140-208)	1	1	0	0.0	0.0	0.0
Stomach (151)	0	0	0	0.0	0.0	0.0
Colon (153)	0	0	0	0.0	0.0	0.0
Pancreas (157)	0	0	0	0.0	0.0	0.0
Trachea, Bronchus and Lung (162)	0	0	0	0.0	0.0	0.0
Breast (174-175)	0	0	0	0.0	0.0	0.0
Ovary (183)	0	0	0	0.0	0.0	0.0
Prostate (185)	0	0	0	0.0	0.0	0.0
Leukemia (204-208)	0	0	0	0.0	0.0	0.0
All Other Malignant Sites	1	1	0	0.0	0.0	0.0
Endocrine, Nutritional and Metabolic Diseases (240-279)	0	0	0	0.0	0.0	0.0
Diabetes Mellitus (250)	0	0	0	0.0	0.0	0.0
Diseases of Blood and Blood-Forming Organs (280-289)	0	0	0	0.0	0.0	0.0
Mental Disorders (290-319)	0	0	0	0.0	0.0	0.0
Diseases of the Nervous System and Sense Organs (320-389)	0	0	0	0.0	0.0	0.0
Diseases of the Circulatory System (390-459)	1	1	0	0.0	0.0	0.0
Hypertensive Diseases (401-405)	0	0	0	0.0	0.0	0.0
Ischaemic Heart Disease (410-414)	1	1	0	0.0	0.0	0.0
Acute Myocardial Infarction (410)	1	1	0	0.0	0.0	0.0
Other Forms of Heart Disease (420-429)	0	0	0	0.0	0.0	0.0
Cerebrovascular Disease (430-438)	0	0	0	0.0	0.0	0.0
Diseases of The Arteries And Capillaries (440-448)	0	0	0	0.0	0.0	0.0

HISPANIC VITAL STATISTICS BY RACE, BY DHR HEALTH DISTRICT, 1988

ITEM	DALTON (1-2)					
	NUMBER			RATE		
	Total	White	Black	Total	White	Black
Cause of Death (Continued)						
Diseases of The Respiratory System (460-519)	0	0	0	0.0	0.0	0.0
Influenza and Pneumonia (480-487)	0	0	0	0.0	0.0	0.0
Chronic Obstructive Pulmonary Disease (490-496)	0	0	0	0.0	0.0	0.0
Diseases of The Digestive System (520-579)	0	0	0	0.0	0.0	0.0
Chronic Liver Disease And Cirrhosis (571)	0	0	0	0.0	0.0	0.0
Disease of The Genitourinary System (580-629)	0	0	0	0.0	0.0	0.0
Complications Of Pregnancy, Childbirth, And The Puerperium (630-676)	0	0	0	0.0	0.0	0.0
Diseases Of The Skin (680-709)	0	0	0	0.0	0.0	0.0
Diseases Of The Musculoskeletal System (710-739)	0	0	0	0.0	0.0	0.0
Congenital Anomalies (740-759)	0	0	0	0.0	0.0	0.0
Certain Conditions Originating In The Perinatal Period (760-779)	0	0	0	0.0	0.0	0.0
Disorders Relating To Short Gestation (765)	0	0	0	0.0	0.0	0.0
Symptoms, Signs, and Ill Defined Conditions (780-799)	0	0	0	0.0	0.0	0.0
SIDS (798)	0	0	0	0.0	0.0	0.0
Injury And Poisoning (E800-E999)	0	0	0	0.0	0.0	0.0
Motor Vehicle Accidents (E810-E825)	0	0	0	0.0	0.0	0.0
All Other Accidents (E800-E807, E826-E949)	0	0	0	0.0	0.0	0.0
Suicides (E950-E959)	0	0	0	0.0	0.0	0.0
Homicides (E960-E969)	0	0	0	0.0	0.0	0.0

HISPANIC VITAL STATISTICS BY RACE, BY DHR HEALTH DISTRICT, 1988

ITEM	GAINESVILLE (2)					
	NUMBER			RATE		
	Total	White	Black	Total	White	Black
TOTAL DEATHS	5	4	1	0.0	0.0	0.0
Lifestages						
INFANCY (<1)	0	0	0	0.0	0.0	0.0
NEONATAL	0	0	0	0.0	0.0	0.0
POST-NEONATAL	0	0	0	0.0	0.0	0.0
EARLY CHILDHOOD (1-4)	0	0	0	0.0	0.0	0.0
LATER CHILDHOOD (5-14)	0	0	0	0.0	0.0	0.0
ADOLESCENCE (15-19)	0	0	0	0.0	0.0	0.0
EARLY ADULTHOOD (20-29)	1	1	0	0.0	0.0	0.0
YOUNG ADULTHOOD (30-44)	2	1	1	0.0	0.0	0.0
MIDDLE ADULTHOOD (45-59)	1	1	0	0.0	0.0	0.0
LATER ADULTHOOD (60-74)	0	0	0	0.0	0.0	0.0
OLDER ADULTHOOD (>74)	1	1	0	0.0	0.0	0.0
Cause of Death						
Infectious and Parasitic Diseases (001-139)	0	0	0	0.0	0.0	0.0
Neoplasms (140-239)	1	1	0	0.0	0.0	0.0
Malignant Neoplasms (140-208)	1	1	0	0.0	0.0	0.0
Stomach (151)	0	0	0	0.0	0.0	0.0
Colon (153)	0	0	0	0.0	0.0	0.0
Pancreas (157)	0	0	0	0.0	0.0	0.0
Trachea, Bronchus and Lung (162)	0	0	0	0.0	0.0	0.0
Breast (174-175)	0	0	0	0.0	0.0	0.0
Ovary (183)	0	0	0	0.0	0.0	0.0
Prostate (185)	0	0	0	0.0	0.0	0.0
Leukemia (204-208)	1	1	0	0.0	0.0	0.0
All Other Malignant Sites	0	0	0	0.0	0.0	0.0
Endocrine, Nutritional and Metabolic Diseases (240-279)	0	0	0	0.0	0.0	0.0
Diabetes Mellitus (250)	0	0	0	0.0	0.0	0.0
Diseases of Blood and Blood-Forming Organs (280-289)	0	0	0	0.0	0.0	0.0
Mental Disorders (290-319)	0	0	0	0.0	0.0	0.0
Diseases of the Nervous System and Sense Organs (320-389)	0	0	0	0.0	0.0	0.0
Diseases of the Circulatory System (390-459)	1	0	1	0.0	0.0	0.0
Hypertensive Diseases (401-405)	0	0	0	0.0	0.0	0.0
Ischaemic Heart Disease (410-414)	1	0	1	0.0	0.0	0.0
Acute Myocardial Infarction (410)	1	0	1	0.0	0.0	0.0
Other Forms of Heart Disease (420-429)	0	0	0	0.0	0.0	0.0
Cerebrovascular Disease (430-438)	0	0	0	0.0	0.0	0.0
Diseases of The Arteries And Capillaries (440-448)	0	0	0	0.0	0.0	0.0

HISPANIC VITAL STATISTICS BY RACE, BY DHR HEALTH DISTRICT, 1988

ITEM	GAINESVILLE (2)					
	NUMBER			RATE		
	Total	White	Black	Total	White	Black
Cause of Death (Continued)						
Diseases of The Respiratory System (460-519)	0	0	0	0.0	0.0	0.0
Influenza and Pneumonia (480-487)	0	0	0	0.0	0.0	0.0
Chronic Obstructive Pulmonary Disease (490-496)	0	0	0	0.0	0.0	0.0
Diseases of The Digestive System (520-579)	1	1	0	0.0	0.0	0.0
Chronic Liver Disease And Cirrhosis (571)	1	1	0	0.0	0.0	0.0
Disease of The Genitourinary System (580-629)	0	0	0	0.0	0.0	0.0
Complications Of Pregnancy, Childbirth, And The Puerperium (630-676)	0	0	0	0.0	0.0	0.0
Diseases Of The Skin (680-709)	0	0	0	0.0	0.0	0.0
Diseases Of The Musculoskeletal System (710-739)	0	0	0	0.0	0.0	0.0
Congenital Anomalies (740-759)	0	0	0	0.0	0.0	0.0
Certain Conditions Originating In The Perinatal Period (760-779)	0	0	0	0.0	0.0	0.0
Disorders Relating To Short Gestation (765)	0	0	0	0.0	0.0	0.0
Symptoms, Signs, and Ill Defined Conditions (780-799)	1	1	0	0.0	0.0	0.0
SIDS (798)	0	0	0	0.0	0.0	0.0
Injury And Poisoning (E800-E999)	1	1	0	0.0	0.0	0.0
Motor Vehicle Accidents (E810-E825)	1	1	0	0.0	0.0	0.0
All Other Accidents (E800-E807, E826-E949)	0	0	0	0.0	0.0	0.0
Suicides (E950-E959)	0	0	0	0.0	0.0	0.0
Homicides (E960-E969)	0	0	0	0.0	0.0	0.0

HISPANIC VITAL STATISTICS BY RACE, BY DHR HEALTH DISTRICT, 1988

ITEM	COBB-DOUGLAS (3-1)					
	NUMBER			RATE		
	Total	White	Black	Total	White	Black
TOTAL DEATHS	10	9	1	0.0	0.0	0.0
Lifestages						
INFANCY (<1)	1	1	0	0.0	0.0	0.0
NEONATAL	1	1	0	0.0	0.0	0.0
POST-NEONATAL	0	0	0	0.0	0.0	0.0
EARLY CHILDHOOD (1-4)	0	0	0	0.0	0.0	0.0
LATER CHILDHOOD (5-14)	0	0	0	0.0	0.0	0.0
ADOLESCENCE (15-19)	0	0	0	0.0	0.0	0.0
EARLY ADULTHOOD (20-29)	0	0	0	0.0	0.0	0.0
YOUNG ADULTHOOD (30-44)	4	3	1	0.0	0.0	0.0
MIDDLE ADULTHOOD (45-59)	1	1	0	0.0	0.0	0.0
LATER ADULTHOOD (60-74)	4	4	0	0.0	0.0	0.0
OLDER ADULTHOOD (>74)	0	0	0	0.0	0.0	0.0
Cause of Death						
Infectious and Parasitic Diseases (001-139)	0	0	0	0.0	0.0	0.0
Neoplasms (140-239)	2	2	0	0.0	0.0	0.0
Malignant Neoplasms (140-208)	2	2	0	0.0	0.0	0.0
Stomach (151)	0	0	0	0.0	0.0	0.0
Colon (153)	0	0	0	0.0	0.0	0.0
Pancreas (157)	0	0	0	0.0	0.0	0.0
Trachea, Bronchus and Lung (162)	0	0	0	0.0	0.0	0.0
Breast (174-175)	1	1	0	0.0	0.0	0.0
Ovary (183)	0	0	0	0.0	0.0	0.0
Prostate (185)	0	0	0	0.0	0.0	0.0
Leukemia (204-208)	0	0	0	0.0	0.0	0.0
All Other Malignant Sites	1	1	0	0.0	0.0	0.0
Endocrine, Nutritional and Metabolic Diseases (240-279)	1	1	0	0.0	0.0	0.0
Diabetes Mellitus (250)	1	1	0	0.0	0.0	0.0
Diseases of Blood and Blood-Forming Organs (280-289)	0	0	0	0.0	0.0	0.0
Mental Disorders (290-319)	0	0	0	0.0	0.0	0.0
Diseases of the Nervous System and Sense Organs (320-389)	0	0	0	0.0	0.0	0.0
Diseases of the Circulatory System (390-459)	4	4	0	0.0	0.0	0.0
Hypertensive Diseases (401-405)	0	0	0	0.0	0.0	0.0
Ischaemic Heart Disease (410-414)	2	2	0	0.0	0.0	0.0
Acute Myocardial Infarction (410)	1	1	0	0.0	0.0	0.0
Other Forms of Heart Disease (420-429)	1	1	0	0.0	0.0	0.0
Cerebrovascular Disease (430-438)	1	1	0	0.0	0.0	0.0
Diseases of The Arteries And Capillaries (440-448)	0	0	0	0.0	0.0	0.0

HISPANIC VITAL STATISTICS BY RACE, BY DHR HEALTH DISTRICT, 1988

ITEM	COBB-DOUGLAS (3-1)					
	NUMBER			RATE		
	Total	White	Black	Total	White	Black
Cause of Death (Continued)						
Diseases of The Respiratory System (460-519)	0	0	0	0.0	0.0	0.0
Influenza and Pneumonia (480-487)	0	0	0	0.0	0.0	0.0
Chronic Obstructive Pulmonary Disease (490-496)	0	0	0	0.0	0.0	0.0
Diseases of The Digestive System (520-579)	0	0	0	0.0	0.0	0.0
Chronic Liver Disease And Cirrhosis (571)	0	0	0	0.0	0.0	0.0
Disease of The Genitourinary System (580-629)	0	0	0	0.0	0.0	0.0
Complications Of Pregnancy, Childbirth, And The Puerperium (630-676)	0	0	0	0.0	0.0	0.0
Diseases Of The Skin (680-709)	0	0	0	0.0	0.0	0.0
Diseases Of The Musculoskeletal System (710-739)	0	0	0	0.0	0.0	0.0
Congenital Anomalies (740-759)	0	0	0	0.0	0.0	0.0
Certain Conditions Originating In The Perinatal Period (760-779)	1	1	0	0.0	0.0	0.0
Disorders Relating To Short Gestation (765)	0	0	0	0.0	0.0	0.0
Symptoms, Signs, and Ill Defined Conditions (780-799)	0	0	0	0.0	0.0	0.0
SIDS (798)	0	0	0	0.0	0.0	0.0
Injury And Poisoning (E800-E999)	2	1	1	0.0	0.0	0.0
Motor Vehicle Accidents (E810-E825)	1	1	0	0.0	0.0	0.0
All Other Accidents (E800-E807, E826-E949)	0	0	0	0.0	0.0	0.0
Suicides (E950-E959)	0	0	0	0.0	0.0	0.0
Homicides (E960-E969)	1	0	1	0.0	0.0	0.0

HISPANIC VITAL STATISTICS BY RACE, BY DHR HEALTH DISTRICT, 1988

ITEM	FULTON (3-2)					
	NUMBER			RATE		
	Total	White	Black	Total	White	Black
TOTAL DEATHS	36	33	3	0.0	0.0	0.0
Lifestages						
INFANCY (<1)	1	1	0	0.0	0.0	0.0
NEONATAL	0	0	0	0.0	0.0	0.0
POST-NEONATAL	1	1	0	0.0	0.0	0.0
EARLY CHILDHOOD (1-4)	0	0	0	0.0	0.0	0.0
LATER CHILDHOOD (5-14)	0	0	0	0.0	0.0	0.0
ADOLESCENCE (15-19)	0	0	0	0.0	0.0	0.0
EARLY ADULTHOOD (20-29)	5	5	0	0.0	0.0	0.0
YOUNG ADULTHOOD (30-44)	5	5	0	0.0	0.0	0.0
MIDDLE ADULTHOOD (45-59)	3	2	1	0.0	0.0	0.0
LATER ADULTHOOD (60-74)	11	10	1	0.0	0.0	0.0
OLDER ADULTHOOD (>74)	11	10	1	0.0	0.0	0.0
Cause of Death						
Infectious and Parasitic Diseases (001-139)	0	0	0	0.0	0.0	0.0
Neoplasms (140-239)	8	6	2	0.0	0.0	0.0
Malignant Neoplasms (140-208)	8	6	2	0.0	0.0	0.0
Stomach (151)	1	0	1	0.0	0.0	0.0
Colon (153)	0	0	0	0.0	0.0	0.0
Pancreas (157)	1	1	0	0.0	0.0	0.0
Trachea, Bronchus and Lung (162)	3	3	0	0.0	0.0	0.0
Breast (174-175)	0	0	0	0.0	0.0	0.0
Ovary (183)	1	1	0	0.0	0.0	0.0
Prostate (185)	0	0	0	0.0	0.0	0.0
Leukemia (204-208)	0	0	0	0.0	0.0	0.0
All Other Malignant Sites	2	1	1	0.0	0.0	0.0
Endocrine, Nutritional and Metabolic Diseases (240-279)	1	1	0	0.0	0.0	0.0
Diabetes Mellitus (250)	0	0	0	0.0	0.0	0.0
Diseases of Blood and Blood-Forming Organs (280-289)	0	0	0	0.0	0.0	0.0
Mental Disorders (290-319)	2	2	0	0.0	0.0	0.0
Diseases of the Nervous System and Sense Organs (320-389)	0	0	0	0.0	0.0	0.0
Diseases of the Circulatory System (390-459)	11	11	0	0.0	0.0	0.0
Hypertensive Diseases (401-405)	1	1	0	0.0	0.0	0.0
Ischaemic Heart Disease (410-414)	4	4	0	0.0	0.0	0.0
Acute Myocardial Infarction (410)	2	2	0	0.0	0.0	0.0
Other Forms of Heart Disease (420-429)	4	4	0	0.0	0.0	0.0
Cerebrovascular Disease (430-438)	0	0	0	0.0	0.0	0.0
Diseases of The Arteries And Capillaries (440-448)	1	1	0	0.0	0.0	0.0

HISPANIC VITAL STATISTICS BY RACE, BY DHR HEALTH DISTRICT, 1988

ITEM	FULTON (3-2)					
	NUMBER			RATE		
	Total	White	Black	Total	White	Black
Cause of Death (Continued)						
Diseases of The Respiratory System (460-519)	2	2	0	0.0	0.0	0.0
Influenza and Pneumonia (480-487)	0	0	0	0.0	0.0	0.0
Chronic Obstructive Pulmonary Disease (490-496)	2	2	0	0.0	0.0	0.0
Diseases of The Digestive System (520-579)	0	0	0	0.0	0.0	0.0
Chronic Liver Disease And Cirrhosis (571)	0	0	0	0.0	0.0	0.0
Disease of The Genitourinary System (580-629)	0	0	0	0.0	0.0	0.0
Complications Of Pregnancy, Childbirth, And The Puerperium (630-676)	0	0	0	0.0	0.0	0.0
Diseases Of The Skin (680-709)	0	0	0	0.0	0.0	0.0
Diseases Of The Musculoskeletal System (710-739)	1	1	0	0.0	0.0	0.0
Congenital Anomalies (740-759)	0	0	0	0.0	0.0	0.0
Certain Conditions Originating In The Perinatal Period (760-779)	0	0	0	0.0	0.0	0.0
Disorders Relating To Short Gestation (765)	0	0	0	0.0	0.0	0.0
Symptoms, Signs, and Ill Defined Conditions (780-799)	0	0	0	0.0	0.0	0.0
SIDS (798)	0	0	0	0.0	0.0	0.0
Injury And Poisoning (E800-E999)	11	10	1	0.0	0.0	0.0
Motor Vehicle Accidents (E810-E825)	5	5	0	0.0	0.0	0.0
All Other Accidents (E800-E807, E826-E949)	0	0	0	0.0	0.0	0.0
Suicides (E950-E959)	1	1	0	0.0	0.0	0.0
Homicides (E960-E969)	5	4	1	0.0	0.0	0.0

HISPANIC VITAL STATISTICS BY RACE, BY DHR HEALTH DISTRICT, 1988

ITEM	CLAYTON (3-3)					
	NUMBER			RATE		
	Total	White	Black	Total	White	Black
TOTAL DEATHS	10	10	0	0.0	0.0	0.0
Lifestages						
INFANCY (<1)	1	1	0	0.0	0.0	0.0
NEONATAL	1	1	0	0.0	0.0	0.0
POST-NEONATAL	0	0	0	0.0	0.0	0.0
EARLY CHILDHOOD (1-4)	0	0	0	0.0	0.0	0.0
LATER CHILDHOOD (5-14)	0	0	0	0.0	0.0	0.0
ADOLESCENCE (15-19)	0	0	0	0.0	0.0	0.0
EARLY ADULTHOOD (20-29)	1	1	0	0.0	0.0	0.0
YOUNG ADULTHOOD (30-44)	0	0	0	0.0	0.0	0.0
MIDDLE ADULTHOOD (45-59)	2	2	0	0.0	0.0	0.0
LATER ADULTHOOD (60-74)	3	3	0	0.0	0.0	0.0
OLDER ADULTHOOD (>74)	3	3	0	0.0	0.0	0.0
Cause of Death						
Infectious and Parasitic Diseases (001-139)	0	0	0	0.0	0.0	0.0
Neoplasms (140-239)	3	3	0	0.0	0.0	0.0
Malignant Neoplasms (140-208)	3	3	0	0.0	0.0	0.0
Stomach (151)	0	0	0	0.0	0.0	0.0
Colon (153)	2	2	0	0.0	0.0	0.0
Pancreas (157)	0	0	0	0.0	0.0	0.0
Trachea, Bronchus and Lung (162)	1	1	0	0.0	0.0	0.0
Breast (174-175)	0	0	0	0.0	0.0	0.0
Ovary (183)	0	0	0	0.0	0.0	0.0
Prostate (185)	0	0	0	0.0	0.0	0.0
Leukemia (204-208)	0	0	0	0.0	0.0	0.0
All Other Malignant Sites	0	0	0	0.0	0.0	0.0
Endocrine, Nutritional and Metabolic Diseases (240-279)	0	0	0	0.0	0.0	0.0
Diabetes Mellitus (250)	0	0	0	0.0	0.0	0.0
Diseases of Blood and Blood-Forming Organs (280-289)	0	0	0	0.0	0.0	0.0
Mental Disorders (290-319)	0	0	0	0.0	0.0	0.0
Diseases of the Nervous System and Sense Organs (320-389)	2	2	0	0.0	0.0	0.0
Diseases of the Circulatory System (390-459)	2	2	0	0.0	0.0	0.0
Hypertensive Diseases (401-405)	0	0	0	0.0	0.0	0.0
Ischaemic Heart Disease (410-414)	2	2	0	0.0	0.0	0.0
Acute Myocardial Infarction (410)	2	2	0	0.0	0.0	0.0
Other Forms of Heart Disease (420-429)	0	0	0	0.0	0.0	0.0
Cerebrovascular Disease (430-438)	0	0	0	0.0	0.0	0.0
Diseases of The Arteries And Capillaries (440-448)	0	0	0	0.0	0.0	0.0

HISPANIC VITAL STATISTICS BY RACE, BY DHR HEALTH DISTRICT, 1988

ITEM	CLAYTON (3-3)					
	NUMBER			RATE		
	Total	White	Black	Total	White	Black
Cause of Death (Continued)						
Diseases of The Respiratory System (460-519)	1	1	0	0.0	0.0	0.0
Influenza and Pneumonia (480-487)	0	0	0	0.0	0.0	0.0
Chronic Obstructive Pulmonary Disease (490-496)	1	1	0	0.0	0.0	0.0
Diseases of The Digestive System (520-579)	0	0	0	0.0	0.0	0.0
Chronic Liver Disease And Cirrhosis (571)	0	0	0	0.0	0.0	0.0
Disease of The Genitourinary System (580-629)	0	0	0	0.0	0.0	0.0
Complications Of Pregnancy, Childbirth, And The Puerperium (630-676)	0	0	0	0.0	0.0	0.0
Diseases Of The Skin (680-709)	0	0	0	0.0	0.0	0.0
Diseases Of The Musculoskeletal System (710-739)	0	0	0	0.0	0.0	0.0
Congenital Anomalies (740-759)	0	0	0	0.0	0.0	0.0
Certain Conditions Originating In The Perinatal Period (760-779)	1	1	0	0.0	0.0	0.0
Disorders Relating To Short Gestation (765)	0	0	0	0.0	0.0	0.0
Symptoms, Signs, and Ill Defined Conditions (780-799)	0	0	0	0.0	0.0	0.0
SIDS (798)	0	0	0	0.0	0.0	0.0
Injury And Poisoning (E800-E999)	1	1	0	0.0	0.0	0.0
Motor Vehicle Accidents (E810-E825)	1	1	0	0.0	0.0	0.0
All Other Accidents (E800-E807, E826-E949)	0	0	0	0.0	0.0	0.0
Suicides (E950-E959)	0	0	0	0.0	0.0	0.0
Homicides (E960-E969)	0	0	0	0.0	0.0	0.0

HISPANIC VITAL STATISTICS BY RACE, BY DHR HEALTH DISTRICT, 1988

ITEM	LAWRENCEVILLE (3-4)					
	NUMBER			RATE		
	Total	White	Black	Total	White	Black
TOTAL DEATHS	14	14	0	0.0	0.0	0.0
Lifestages						
INFANCY (<1)	0	0	0	0.0	0.0	0.0
NEONATAL	0	0	0	0.0	0.0	0.0
POST-NEONATAL	0	0	0	0.0	0.0	0.0
EARLY CHILDHOOD (1-4)	0	0	0	0.0	0.0	0.0
LATER CHILDHOOD (5-14)	0	0	0	0.0	0.0	0.0
ADOLESCENCE (15-19)	2	2	0	0.0	0.0	0.0
EARLY ADULTHOOD (20-29)	1	1	0	0.0	0.0	0.0
YOUNG ADULTHOOD (30-44)	4	4	0	0.0	0.0	0.0
MIDDLE ADULTHOOD (45-59)	4	4	0	0.0	0.0	0.0
LATER ADULTHOOD (60-74)	2	2	0	0.0	0.0	0.0
OLDER ADULTHOOD (>74)	1	1	0	0.0	0.0	0.0
Cause of Death						
Infectious and Parasitic Diseases (001-139)	1	1	0	0.0	0.0	0.0
Neoplasms (140-239)	1	1	0	0.0	0.0	0.0
Malignant Neoplasms (140-208)	1	1	0	0.0	0.0	0.0
Stomach (151)	0	0	0	0.0	0.0	0.0
Colon (153)	0	0	0	0.0	0.0	0.0
Pancreas (157)	0	0	0	0.0	0.0	0.0
Trachea, Bronchus and Lung (162)	0	0	0	0.0	0.0	0.0
Breast (174-175)	0	0	0	0.0	0.0	0.0
Ovary (183)	1	1	0	0.0	0.0	0.0
Prostate (185)	0	0	0	0.0	0.0	0.0
Leukemia (204-208)	0	0	0	0.0	0.0	0.0
All Other Malignant Sites	0	0	0	0.0	0.0	0.0
Endocrine, Nutritional and Metabolic Diseases (240-279)	0	0	0	0.0	0.0	0.0
Diabetes Mellitus (250)	0	0	0	0.0	0.0	0.0
Diseases of Blood and Blood-Forming Organs (280-289)	0	0	0	0.0	0.0	0.0
Mental Disorders (290-319)	0	0	0	0.0	0.0	0.0
Diseases of the Nervous System and Sense Organs (320-389)	0	0	0	0.0	0.0	0.0
Diseases of the Circulatory System (390-459)	4	4	0	0.0	0.0	0.0
Hypertensive Diseases (401-405)	1	1	0	0.0	0.0	0.0
Ischaemic Heart Disease (410-414)	1	1	0	0.0	0.0	0.0
Acute Myocardial Infarction (410)	1	1	0	0.0	0.0	0.0
Other Forms of Heart Disease (420-429)	1	1	0	0.0	0.0	0.0
Cerebrovascular Disease (430-438)	1	1	0	0.0	0.0	0.0
Diseases of The Arteries And Capillaries (440-448)	0	0	0	0.0	0.0	0.0

HISPANIC VITAL STATISTICS BY RACE, BY DHR HEALTH DISTRICT, 1988

ITEM	LAWRENCEVILLE (3-4)					
	NUMBER			RATE		
	Total	White	Black	Total	White	Black
Cause of Death (Continued)						
Diseases of The Respiratory System (460-519)						
Influenza and Pneumonia (480-487)	0	0	0	0.0	0.0	0.0
Chronic Obstructive Pulmonary Disease (490-496)	0	0	0	0.0	0.0	0.0
Diseases of The Digestive System (520-579)						
Chronic Liver Disease And Cirrhosis (571)	0	0	0	0.0	0.0	0.0
Disease of The Genitourinary System (580-629)						
	2	2	0	0.0	0.0	0.0
Complications Of Pregnancy, Childbirth, And The Puerperium (630-676)						
	0	0	0	0.0	0.0	0.0
Diseases Of The Skin (680-709)						
	0	0	0	0.0	0.0	0.0
Diseases Of The Musculoskeletal System (710-739)						
	0	0	0	0.0	0.0	0.0
Congenital Anomalies (740-759)						
	1	1	0	0.0	0.0	0.0
Certain Conditions Originating In The Perinatal Period (760-779)						
Disorders Relating To Short Gestation (765)	0	0	0	0.0	0.0	0.0
	0	0	0	0.0	0.0	0.0
Symptoms, Signs, and Ill Defined Conditions (780-799)						
SIDS (798)	0	0	0	0.0	0.0	0.0
	0	0	0	0.0	0.0	0.0
Injury And Poisoning (E800-E999)						
Motor Vehicle Accidents (E810-E825)	5	5	0	0.0	0.0	0.0
All Other Accidents (E800-E807, E826-E949)	2	2	0	0.0	0.0	0.0
Suicides (E950-E959)	1	1	0	0.0	0.0	0.0
Homicides (E960-E969)	0	0	0	0.0	0.0	0.0
	2	2	0	0.0	0.0	0.0

HISPANIC VITAL STATISTICS BY RACE, BY DHR HEALTH DISTRICT, 1988

ITEM	DEKALB (3-5)					
	NUMBER			RATE		
	Total	White	Black	Total	White	Black
TOTAL DEATHS	24	23	1	0.0	0.0	0.0
Lifestages						
INFANCY (<1)	0	0	0	0.0	0.0	0.0
NEONATAL	0	0	0	0.0	0.0	0.0
POST-NEONATAL	0	0	0	0.0	0.0	0.0
EARLY CHILDHOOD (1-4)	0	0	0	0.0	0.0	0.0
LATER CHILDHOOD (5-14)	0	0	0	0.0	0.0	0.0
ADOLESCENCE (15-19)	2	2	0	0.0	0.0	0.0
EARLY ADULTHOOD (20-29)	4	4	0	0.0	0.0	0.0
YOUNG ADULTHOOD (30-44)	2	2	0	0.0	0.0	0.0
MIDDLE ADULTHOOD (45-59)	4	4	0	0.0	0.0	0.0
LATER ADULTHOOD (60-74)	3	3	0	0.0	0.0	0.0
OLDER ADULTHOOD (>74)	9	8	1	0.0	0.0	0.0
Cause of Death						
Infectious and Parasitic Diseases (001-139)	0	0	0	0.0	0.0	0.0
Neoplasms (140-239)	6	6	0	0.0	0.0	0.0
Malignant Neoplasms (140-208)	6	6	0	0.0	0.0	0.0
Stomach (151)	0	0	0	0.0	0.0	0.0
Colon (153)	1	1	0	0.0	0.0	0.0
Pancreas (157)	0	0	0	0.0	0.0	0.0
Trachea, Bronchus and Lung (162)	2	2	0	0.0	0.0	0.0
Breast (174-175)	2	2	0	0.0	0.0	0.0
Ovary (183)	0	0	0	0.0	0.0	0.0
Prostate (185)	0	0	0	0.0	0.0	0.0
Leukemia (204-208)	0	0	0	0.0	0.0	0.0
All Other Malignant Sites	1	1	0	0.0	0.0	0.0
Endocrine, Nutritional and Metabolic Diseases (240-279)	1	0	1	0.0	0.0	0.0
Diabetes Mellitus (250)	1	0	1	0.0	0.0	0.0
Diseases of Blood and Blood-Forming Organs (280-289)	1	1	0	0.0	0.0	0.0
Mental Disorders (290-319)	0	0	0	0.0	0.0	0.0
Diseases of the Nervous System and Sense Organs (320-389)	0	0	0	0.0	0.0	0.0
Diseases of the Circulatory System (390-459)	8	8	0	0.0	0.0	0.0
Hypertensive Diseases (401-405)	0	0	0	0.0	0.0	0.0
Ischaemic Heart Disease (410-414)	4	4	0	0.0	0.0	0.0
Acute Myocardial Infarction (410)	4	4	0	0.0	0.0	0.0
Other Forms of Heart Disease (420-429)	3	3	0	0.0	0.0	0.0
Cerebrovascular Disease (430-438)	1	1	0	0.0	0.0	0.0
Diseases of The Arteries And Capillaries (440-448)	0	0	0	0.0	0.0	0.0

HISPANIC VITAL STATISTICS BY RACE, BY DHR HEALTH DISTRICT, 1988

ITEM	DEKALB (3-5)					
	NUMBER			RATE		
	Total	White	Black	Total	White	Black
Cause of Death (Continued)						
Diseases of The Respiratory System (460-519)	0	0	0	0.0	0.0	0.0
Influenza and Pneumonia (480-487)	0	0	0	0.0	0.0	0.0
Chronic Obstructive Pulmonary Disease (490-496)	0	0	0	0.0	0.0	0.0
Diseases of The Digestive System (520-579)	2	2	0	0.0	0.0	0.0
Chronic Liver Disease And Cirrhosis (571)	1	1	0	0.0	0.0	0.0
Disease of The Genitourinary System (580-629)	0	0	0	0.0	0.0	0.0
Complications Of Pregnancy, Childbirth, And The Puerperium (630-676)	0	0	0	0.0	0.0	0.0
Diseases Of The Skin (680-709)	0	0	0	0.0	0.0	0.0
Diseases Of The Musculoskeletal System (710-739)	0	0	0	0.0	0.0	0.0
Congenital Anomalies (740-759)	0	0	0	0.0	0.0	0.0
Certain Conditions Originating In The Perinatal Period (760-779)	0	0	0	0.0	0.0	0.0
Disorders Relating To Short Gestation (765)	0	0	0	0.0	0.0	0.0
Symptoms, Signs, and Ill Defined Conditions (780-799)	0	0	0	0.0	0.0	0.0
SIDS (798)	0	0	0	0.0	0.0	0.0
Injury And Poisoning (E800-E999)	6	6	0	0.0	0.0	0.0
Motor Vehicle Accidents (E810-E825)	3	3	0	0.0	0.0	0.0
All Other Accidents (E800-E807, E826-E949)	0	0	0	0.0	0.0	0.0
Suicides (E950-E959)	0	0	0	0.0	0.0	0.0
Homicides (E960-E969)	3	3	0	0.0	0.0	0.0

HISPANIC VITAL STATISTICS BY RACE, BY DHR HEALTH DISTRICT, 1988

ITEM	LAGRANGE (4)					
	NUMBER			RATE		
	Total	White	Black	Total	White	Black
TOTAL DEATHS	6	5	1	0.0	0.0	0.0
Lifestages						
INFANCY (<1)	0	0	0	0.0	0.0	0.0
NEONATAL	0	0	0	0.0	0.0	0.0
POST-NEONATAL	0	0	0	0.0	0.0	0.0
EARLY CHILDHOOD (1-4)	0	0	0	0.0	0.0	0.0
LATER CHILDHOOD (5-14)	0	0	0	0.0	0.0	0.0
ADOLESCENCE (15-19)	0	0	0	0.0	0.0	0.0
EARLY ADULTHOOD (20-29)	0	0	0	0.0	0.0	0.0
YOUNG ADULTHOOD (30-44)	1	1	0	0.0	0.0	0.0
MIDDLE ADULTHOOD (45-59)	2	1	1	0.0	0.0	0.0
LATER ADULTHOOD (60-74)	2	2	0	0.0	0.0	0.0
OLDER ADULTHOOD (>74)	1	1	0	0.0	0.0	0.0
Cause of Death						
Infectious and Parasitic Diseases (001-139)	1	1	0	0.0	0.0	0.0
Neoplasms (140-239)	1	1	0	0.0	0.0	0.0
Malignant Neoplasms (140-208)	0	0	0	0.0	0.0	0.0
Stomach (151)	0	0	0	0.0	0.0	0.0
Colon (153)	0	0	0	0.0	0.0	0.0
Pancreas (157)	0	0	0	0.0	0.0	0.0
Trachea, Bronchus and Lung (162)	0	0	0	0.0	0.0	0.0
Breast (174-175)	0	0	0	0.0	0.0	0.0
Ovary (183)	0	0	0	0.0	0.0	0.0
Prostate (185)	0	0	0	0.0	0.0	0.0
Leukemia (204-208)	0	0	0	0.0	0.0	0.0
All Other Malignant Sites	0	0	0	0.0	0.0	0.0
Endocrine, Nutritional and Metabolic Diseases (240-279)	0	0	0	0.0	0.0	0.0
Diabetes Mellitus (250)	0	0	0	0.0	0.0	0.0
Diseases of Blood and Blood-Forming Organs (280-289)	0	0	0	0.0	0.0	0.0
Mental Disorders (290-319)	0	0	0	0.0	0.0	0.0
Diseases of the Nervous System and Sense Organs (320-389)	0	0	0	0.0	0.0	0.0
Diseases of the Circulatory System (390-459)	2	1	1	0.0	0.0	0.0
Hypertensive Diseases (401-405)	0	0	0	0.0	0.0	0.0
Ischaemic Heart Disease (410-414)	2	1	1	0.0	0.0	0.0
Acute Myocardial Infarction (410)	1	0	1	0.0	0.0	0.0
Other Forms of Heart Disease (420-429)	0	0	0	0.0	0.0	0.0
Cerebrovascular Disease (430-438)	0	0	0	0.0	0.0	0.0
Diseases of The Arteries And Capillaries (440-448)	0	0	0	0.0	0.0	0.0

HISPANIC VITAL STATISTICS BY RACE, BY DHR HEALTH DISTRICT, 1988

ITEM	LAGRANGE (4)					
	NUMBER			RATE		
	Total	White	Black	Total	White	Black
Cause of Death (Continued)						
Diseases of The Respiratory System (460-519)	0	0	0	0.0	0.0	0.0
Influenza and Pneumonia (480-487)	0	0	0	0.0	0.0	0.0
Chronic Obstructive Pulmonary Disease (490-496)	0	0	0	0.0	0.0	0.0
Diseases of The Digestive System (520-579)	0	0	0	0.0	0.0	0.0
Chronic Liver Disease And Cirrhosis (571)	0	0	0	0.0	0.0	0.0
Disease of The Genitourinary System (580-629)	0	0	0	0.0	0.0	0.0
Complications Of Pregnancy, Childbirth, And The Puerperium (630-676)	0	0	0	0.0	0.0	0.0
Diseases Of The Skin (680-709)	0	0	0	0.0	0.0	0.0
Diseases Of The Musculoskeletal System (710-739)	0	0	0	0.0	0.0	0.0
Congenital Anomalies (740-759)	0	0	0	0.0	0.0	0.0
Certain Conditions Originating In The Perinatal Period (760-779)	0	0	0	0.0	0.0	0.0
Disorders Relating To Short Gestation (765)	0	0	0	0.0	0.0	0.0
Symptoms, Signs, and Ill Defined Conditions (780-799)	0	0	0	0.0	0.0	0.0
SIDS (798)	0	0	0	0.0	0.0	0.0
Injury And Poisoning (E800-E999)	2	2	0	0.0	0.0	0.0
Motor Vehicle Accidents (E810-E825)	2	2	0	0.0	0.0	0.0
All Other Accidents (E800-E807, E826-E949)	0	0	0	0.0	0.0	0.0
Suicides (E950-E959)	0	0	0	0.0	0.0	0.0
Homicides (E960-E969)	0	0	0	0.0	0.0	0.0

HISPANIC VITAL STATISTICS BY RACE, BY DHR HEALTH DISTRICT, 1988

ITEM	DUBLIN (5-1)					
	NUMBER			RATE		
	Total	White	Black	Total	White	Black
TOTAL DEATHS	0	0	0	0.0	0.0	0.0
Lifestages						
INFANCY (<1)	0	0	0	0.0	0.0	0.0
NEONATAL	0	0	0	0.0	0.0	0.0
POST-NEONATAL	0	0	0	0.0	0.0	0.0
EARLY CHILDHOOD (1-4)	0	0	0	0.0	0.0	0.0
LATER CHILDHOOD (5-14)	0	0	0	0.0	0.0	0.0
ADOLESCENCE (15-19)	0	0	0	0.0	0.0	0.0
EARLY ADULTHOOD (20-29)	0	0	0	0.0	0.0	0.0
YOUNG ADULTHOOD (30-44)	0	0	0	0.0	0.0	0.0
MIDDLE ADULTHOOD (45-59)	0	0	0	0.0	0.0	0.0
LATER ADULTHOOD (60-74)	0	0	0	0.0	0.0	0.0
OLDER ADULTHOOD (>74)	0	0	0	0.0	0.0	0.0
Cause of Death						
Infectious and Parasitic Diseases (001-139)	0	0	0	0.0	0.0	0.0
Neoplasms (140-239)	0	0	0	0.0	0.0	0.0
Malignant Neoplasms (140-208)	0	0	0	0.0	0.0	0.0
Stomach (151)	0	0	0	0.0	0.0	0.0
Colon (153)	0	0	0	0.0	0.0	0.0
Pancreas (157)	0	0	0	0.0	0.0	0.0
Trachea, Bronchus and Lung (162)	0	0	0	0.0	0.0	0.0
Breast (174-175)	0	0	0	0.0	0.0	0.0
Ovary (183)	0	0	0	0.0	0.0	0.0
Prostate (185)	0	0	0	0.0	0.0	0.0
Leukemia (204-208)	0	0	0	0.0	0.0	0.0
All Other Malignant Sites	0	0	0	0.0	0.0	0.0
Endocrine, Nutritional and Metabolic Diseases (240-279)	0	0	0	0.0	0.0	0.0
Diabetes Mellitus (250)	0	0	0	0.0	0.0	0.0
Diseases of Blood and Blood-Forming Organs (280-289)	0	0	0	0.0	0.0	0.0
Mental Disorders (290-319)	0	0	0	0.0	0.0	0.0
Diseases of the Nervous System and Sense Organs (320-389)	0	0	0	0.0	0.0	0.0
Diseases of the Circulatory System (390-459)	0	0	0	0.0	0.0	0.0
Hypertensive Diseases (401-405)	0	0	0	0.0	0.0	0.0
Ischaemic Heart Disease (410-414)	0	0	0	0.0	0.0	0.0
Acute Myocardial Infarction (410)	0	0	0	0.0	0.0	0.0
Other Forms of Heart Disease (420-429)	0	0	0	0.0	0.0	0.0
Cerebrovascular Disease (430-438)	0	0	0	0.0	0.0	0.0
Diseases of The Arteries And Capillaries (440-448)	0	0	0	0.0	0.0	0.0

HISPANIC VITAL STATISTICS BY RACE, BY DHR HEALTH DISTRICT, 1988

ITEM	DUBLIN (5-1)					
	NUMBER			RATE		
	Total	White	Black	Total	White	Black
Cause of Death (Continued)						
Diseases of The Respiratory System (460-519)	0	0	0	0.0	0.0	0.0
Influenza and Pneumonia (480-487)	0	0	0	0.0	0.0	0.0
Chronic Obstructive Pulmonary Disease (490-496)	0	0	0	0.0	0.0	0.0
Diseases of The Digestive System (520-579)	0	0	0	0.0	0.0	0.0
Chronic Liver Disease And Cirrhosis (571)	0	0	0	0.0	0.0	0.0
Disease of The Genitourinary System (580-629)	0	0	0	0.0	0.0	0.0
Complications Of Pregnancy, Childbirth, And The Puerperium (630-676)	0	0	0	0.0	0.0	0.0
Diseases Of The Skin (680-709)	0	0	0	0.0	0.0	0.0
Diseases Of The Musculoskeletal System (710-739)	0	0	0	0.0	0.0	0.0
Congenital Anomalies (740-759)	0	0	0	0.0	0.0	0.0
Certain Conditions Originating In The Perinatal Period (760-779)	0	0	0	0.0	0.0	0.0
Disorders Relating To Short Gestation (765)	0	0	0	0.0	0.0	0.0
Symptoms, Signs, and Ill Defined Conditions (780-799)	0	0	0	0.0	0.0	0.0
SIDS (798)	0	0	0	0.0	0.0	0.0
Injury And Poisoning (E800-E999)	0	0	0	0.0	0.0	0.0
Motor Vehicle Accidents (E810-E825)	0	0	0	0.0	0.0	0.0
All Other Accidents (E800-E807, E826-E949)	0	0	0	0.0	0.0	0.0
Suicides (E950-E959)	0	0	0	0.0	0.0	0.0
Homicides (E960-E969)	0	0	0	0.0	0.0	0.0

HISPANIC VITAL STATISTICS BY RACE, BY DHR HEALTH DISTRICT, 1988

ITEM	MACON (5-2)					
	NUMBER			RATE		
	Total	White	Black	Total	White	Black
TOTAL DEATHS	5	5	0	0.0	0.0	0.0
Lifestages						
INFANCY (<1)	0	0	0	0.0	0.0	0.0
NEONATAL	0	0	0	0.0	0.0	0.0
POST-NEONATAL	0	0	0	0.0	0.0	0.0
EARLY CHILDHOOD (1-4)	0	0	0	0.0	0.0	0.0
LATER CHILDHOOD (5-14)	0	0	0	0.0	0.0	0.0
ADOLESCENCE (15-19)	0	0	0	0.0	0.0	0.0
EARLY ADULTHOOD (20-29)	0	0	0	0.0	0.0	0.0
YOUNG ADULTHOOD (30-44)	0	0	0	0.0	0.0	0.0
MIDDLE ADULTHOOD (45-59)	1	1	0	0.0	0.0	0.0
LATER ADULTHOOD (60-74)	0	0	0	0.0	0.0	0.0
OLDER ADULTHOOD (>74)	4	4	0	0.0	0.0	0.0
Cause of Death						
Infectious and Parasitic Diseases (001-139)	0	0	0	0.0	0.0	0.0
Neoplasms (140-239)	1	1	0	0.0	0.0	0.0
Malignant Neoplasms (140-208)	1	1	0	0.0	0.0	0.0
Stomach (151)	0	0	0	0.0	0.0	0.0
Colon (153)	0	0	0	0.0	0.0	0.0
Pancreas (157)	0	0	0	0.0	0.0	0.0
Trachea, Bronchus and Lung (162)	0	0	0	0.0	0.0	0.0
Breast (174-175)	1	1	0	0.0	0.0	0.0
Ovary (183)	0	0	0	0.0	0.0	0.0
Prostate (185)	0	0	0	0.0	0.0	0.0
Leukemia (204-208)	0	0	0	0.0	0.0	0.0
All Other Malignant Sites	0	0	0	0.0	0.0	0.0
Endocrine, Nutritional and Metabolic Diseases (240-279)	1	1	0	0.0	0.0	0.0
Diabetes Mellitus (250)	1	1	0	0.0	0.0	0.0
Diseases of Blood and Blood-Forming Organs (280-289)	0	0	0	0.0	0.0	0.0
Mental Disorders (290-319)	0	0	0	0.0	0.0	0.0
Diseases of the Nervous System and Sense Organs (320-389)	0	0	0	0.0	0.0	0.0
Diseases of the Circulatory System (390-459)	3	3	0	0.0	0.0	0.0
Hypertensive Diseases (401-405)	0	0	0	0.0	0.0	0.0
Ischaemic Heart Disease (410-414)	0	0	0	0.0	0.0	0.0
Acute Myocardial Infarction (410)	0	0	0	0.0	0.0	0.0
Other Forms of Heart Disease (420-429)	2	2	0	0.0	0.0	0.0
Cerebrovascular Disease (430-438)	1	1	0	0.0	0.0	0.0
Diseases of The Arteries And Capillaries (440-448)	0	0	0	0.0	0.0	0.0

HISPANIC VITAL STATISTICS BY RACE, BY DHR HEALTH DISTRICT, 1988

ITEM	MACON (5-2)					
	NUMBER			RATE		
	Total	White	Black	Total	White	Black
Cause of Death (Continued)						
Diseases of The Respiratory System (460-519)	0	0	0	0.0	0.0	0.0
Influenza and Pneumonia (480-487)	0	0	0	0.0	0.0	0.0
Chronic Obstructive Pulmonary Disease (490-496)	0	0	0	0.0	0.0	0.0
Diseases of The Digestive System (520-579)	0	0	0	0.0	0.0	0.0
Chronic Liver Disease And Cirrhosis (571)	0	0	0	0.0	0.0	0.0
Disease of The Genitourinary System (580-629)	0	0	0	0.0	0.0	0.0
Complications Of Pregnancy, Childbirth, And The Puerperium (630-676)	0	0	0	0.0	0.0	0.0
Diseases Of The Skin (680-709)	0	0	0	0.0	0.0	0.0
Diseases Of The Musculoskeletal System (710-739)	0	0	0	0.0	0.0	0.0
Congenital Anomalies (740-759)	0	0	0	0.0	0.0	0.0
Certain Conditions Originating In The Perinatal Period (760-779)	0	0	0	0.0	0.0	0.0
Disorders Relating To Short Gestation (765)	0	0	0	0.0	0.0	0.0
Symptoms, Signs, and Ill Defined Conditions (780-799)	0	0	0	0.0	0.0	0.0
SIDS (798)	0	0	0	0.0	0.0	0.0
Injury And Poisoning (E800-E999)	0	0	0	0.0	0.0	0.0
Motor Vehicle Accidents (E810-E825)	0	0	0	0.0	0.0	0.0
All Other Accidents (E800-E807, E826-E949)	0	0	0	0.0	0.0	0.0
Suicides (E950-E959)	0	0	0	0.0	0.0	0.0
Homicides (E960-E969)	0	0	0	0.0	0.0	0.0

HISPANIC VITAL STATISTICS BY RACE, BY DHR HEALTH DISTRICT, 1988

ITEM	AUGUSTA (6)					
	NUMBER			RATE		
	Total	White	Black	Total	White	Black
TOTAL DEATHS	6	4	1	0.0	0.0	0.0
Lifestages						
INFANCY (<1)	0	0	0	0.0	0.0	0.0
NEONATAL	0	0	0	0.0	0.0	0.0
POST-NEONATAL	0	0	0	0.0	0.0	0.0
EARLY CHILDHOOD (1-4)	0	0	0	0.0	0.0	0.0
LATER CHILDHOOD (5-14)	0	0	0	0.0	0.0	0.0
ADOLESCENCE (15-19)	0	0	0	0.0	0.0	0.0
EARLY ADULTHOOD (20-29)	0	0	0	0.0	0.0	0.0
YOUNG ADULTHOOD (30-44)	1	1	0	0.0	0.0	0.0
MIDDLE ADULTHOOD (45-59)	2	0	1	0.0	0.0	0.0
LATER ADULTHOOD (60-74)	2	2	0	0.0	0.0	0.0
OLDER ADULTHOOD (>74)	1	1	0	0.0	0.0	0.0
Cause of Death						
Infectious and Parasitic Diseases (001-139)	0	0	0	0.0	0.0	0.0
Neoplasms (140-239)	2	1	1	0.0	0.0	0.0
Malignant Neoplasms (140-208)	2	1	1	0.0	0.0	0.0
Stomach (151)	0	0	0	0.0	0.0	0.0
Colon (153)	0	0	0	0.0	0.0	0.0
Pancreas (157)	0	0	0	0.0	0.0	0.0
Trachea, Bronchus and Lung (162)	0	0	0	0.0	0.0	0.0
Breast (174-175)	1	0	1	0.0	0.0	0.0
Ovary (183)	0	0	0	0.0	0.0	0.0
Prostate (185)	0	0	0	0.0	0.0	0.0
Leukemia (204-208)	0	0	0	0.0	0.0	0.0
All Other Malignant Sites	1	1	0	0.0	0.0	0.0
Endocrine, Nutritional and Metabolic Diseases (240-279)	0	0	0	0.0	0.0	0.0
Diabetes Mellitus (250)	0	0	0	0.0	0.0	0.0
Diseases of Blood and Blood-Forming Organs (280-289)	0	0	0	0.0	0.0	0.0
Mental Disorders (290-319)	0	0	0	0.0	0.0	0.0
Diseases of the Nervous System and Sense Organs (320-389)	0	0	0	0.0	0.0	0.0
Diseases of the Circulatory System (390-459)	2	1	0	0.0	0.0	0.0
Hypertensive Diseases (401-405)	0	0	0	0.0	0.0	0.0
Ischaemic Heart Disease (410-414)	2	1	0	0.0	0.0	0.0
Acute Myocardial Infarction (410)	1	1	0	0.0	0.0	0.0
Other Forms of Heart Disease (420-429)	0	0	0	0.0	0.0	0.0
Cerebrovascular Disease (430-438)	0	0	0	0.0	0.0	0.0
Diseases of The Arteries And Capillaries (440-448)	0	0	0	0.0	0.0	0.0

HISPANIC VITAL STATISTICS BY RACE, BY DHR HEALTH DISTRICT, 1988

ITEM	AUGUSTA (6)					
	NUMBER			RATE		
	Total	White	Black	Total	White	Black
Cause of Death (Continued)						
Diseases of The Respiratory System (460-519)	0	0	0	0.0	0.0	0.0
Influenza and Pneumonia (480-487)	0	0	0	0.0	0.0	0.0
Chronic Obstructive Pulmonary Disease (490-496)	0	0	0	0.0	0.0	0.0
Diseases of The Digestive System (520-579)	1	1	0	0.0	0.0	0.0
Chronic Liver Disease And Cirrhosis (571)	0	0	0	0.0	0.0	0.0
Disease of The Genitourinary System (580-629)	0	0	0	0.0	0.0	0.0
Complications Of Pregnancy, Childbirth, And The Puerperium (630-676)	0	0	0	0.0	0.0	0.0
Diseases Of The Skin (680-709)	0	0	0	0.0	0.0	0.0
Diseases Of The Musculoskeletal System (710-739)	0	0	0	0.0	0.0	0.0
Congenital Anomalies (740-759)	0	0	0	0.0	0.0	0.0
Certain Conditions Originating In The Perinatal Period (760-779)	0	0	0	0.0	0.0	0.0
Disorders Relating To Short Gestation (765)	0	0	0	0.0	0.0	0.0
Symptoms, Signs, and Ill Defined Conditions (780-799)	0	0	0	0.0	0.0	0.0
SIDS (798)	0	0	0	0.0	0.0	0.0
Injury And Poisoning (E800-E999)	1	1	0	0.0	0.0	0.0
Motor Vehicle Accidents (E810-E825)	1	1	0	0.0	0.0	0.0
All Other Accidents (E800-E807, E826-E949)	0	0	0	0.0	0.0	0.0
Suicides (E950-E959)	0	0	0	0.0	0.0	0.0
Homicides (E960-E969)	0	0	0	0.0	0.0	0.0

HISPANIC VITAL STATISTICS BY RACE, BY DHR HEALTH DISTRICT, 1988

ITEM	COLUMBUS (7)					
	NUMBER			RATE		
	Total	White	Black	Total	White	Black
TOTAL DEATHS	6	5	1	0.0	0.0	0.0
Lifestages						
INFANCY (<1)	0	0	0	0.0	0.0	0.0
NEONATAL	0	0	0	0.0	0.0	0.0
POST-NEONATAL	0	0	0	0.0	0.0	0.0
EARLY CHILDHOOD (1-4)	0	0	0	0.0	0.0	0.0
LATER CHILDHOOD (5-14)	1	1	0	0.0	0.0	0.0
ADOLESCENCE (15-19)	0	0	0	0.0	0.0	0.0
EARLY ADULTHOOD (20-29)	0	0	0	0.0	0.0	0.0
YOUNG ADULTHOOD (30-44)	1	0	1	0.0	0.0	0.0
MIDDLE ADULTHOOD (45-59)	0	0	0	0.0	0.0	0.0
LATER ADULTHOOD (60-74)	2	2	0	0.0	0.0	0.0
OLDER ADULTHOOD (>74)	2	2	0	0.0	0.0	0.0
Cause of Death						
Infectious and Parasitic Diseases (001-139)	0	0	0	0.0	0.0	0.0
Neoplasms (140-239)	1	1	0	0.0	0.0	0.0
Malignant Neoplasms (140-208)	1	1	0	0.0	0.0	0.0
Stomach (151)	0	0	0	0.0	0.0	0.0
Colon (153)	1	1	0	0.0	0.0	0.0
Pancreas (157)	0	0	0	0.0	0.0	0.0
Trachea, Bronchus and Lung (162)	0	0	0	0.0	0.0	0.0
Breast (174-175)	0	0	0	0.0	0.0	0.0
Ovary (183)	0	0	0	0.0	0.0	0.0
Prostate (185)	0	0	0	0.0	0.0	0.0
Leukemia (204-208)	0	0	0	0.0	0.0	0.0
All Other Malignant Sites	0	0	0	0.0	0.0	0.0
Endocrine, Nutritional and Metabolic Diseases (240-279)	1	1	0	0.0	0.0	0.0
Diabetes Mellitus (250)	0	0	0	0.0	0.0	0.0
Diseases of Blood and Blood-Forming Organs (280-289)	0	0	0	0.0	0.0	0.0
Mental Disorders (290-319)	0	0	0	0.0	0.0	0.0
Diseases of the Nervous System and Sense Organs (320-389)	0	0	0	0.0	0.0	0.0
Diseases of the Circulatory System (390-459)	1	1	0	0.0	0.0	0.0
Hypertensive Diseases (401-405)	0	0	0	0.0	0.0	0.0
Ischaemic Heart Disease (410-414)	1	1	0	0.0	0.0	0.0
Acute Myocardial Infarction (410)	0	0	0	0.0	0.0	0.0
Other Forms of Heart Disease (420-429)	0	0	0	0.0	0.0	0.0
Cerebrovascular Disease (430-438)	0	0	0	0.0	0.0	0.0
Diseases of The Arteries And Capillaries (440-448)	0	0	0	0.0	0.0	0.0

HISPANIC VITAL STATISTICS BY RACE, BY DHR HEALTH DISTRICT, 1988

ITEM	COLUMBUS (7)					
	NUMBER			RATE		
	Total	White	Black	Total	White	Black
Cause of Death (Continued)						
Diseases of The Respiratory System (460-519)	2	2	0	0.0	0.0	0.0
Influenza and Pneumonia (480-487)	0	0	0	0.0	0.0	0.0
Chronic Obstructive Pulmonary Disease (490-496)	2	2	0	0.0	0.0	0.0
Diseases of The Digestive System (520-579)	0	0	0	0.0	0.0	0.0
Chronic Liver Disease And Cirrhosis (571)	0	0	0	0.0	0.0	0.0
Disease of The Genitourinary System (580-629)	0	0	0	0.0	0.0	0.0
Complications Of Pregnancy, Childbirth, And The Puerperium (630-676)	0	0	0	0.0	0.0	0.0
Diseases Of The Skin (680-709)	0	0	0	0.0	0.0	0.0
Diseases Of The Musculoskeletal System (710-739)	0	0	0	0.0	0.0	0.0
Congenital Anomalies (740-759)	0	0	0	0.0	0.0	0.0
Certain Conditions Originating In The Perinatal Period (760-779)	0	0	0	0.0	0.0	0.0
Disorders Relating To Short Gestation (765)	0	0	0	0.0	0.0	0.0
Symptoms, Signs, and Ill Defined Conditions (780-799)	0	0	0	0.0	0.0	0.0
SIDS (798)	0	0	0	0.0	0.0	0.0
Injury And Poisoning (E800-E999)	1	0	1	0.0	0.0	0.0
Motor Vehicle Accidents (E810-E825)	0	0	0	0.0	0.0	0.0
All Other Accidents (E800-E807, E826-E949)	0	0	0	0.0	0.0	0.0
Suicides (E950-E959)	0	0	0	0.0	0.0	0.0
Homicides (E960-E969)	1	0	1	0.0	0.0	0.0

HISPANIC VITAL STATISTICS BY RACE, BY DHR HEALTH DISTRICT, 1988

ITEM	VALDOSTA (8-1)					
	NUMBER			RATE		
	Total	White	Black	Total	White	Black
TOTAL DEATHS	3	3	0	0.0	0.0	0.0
Lifestages						
INFANCY (<1)	1	1	0	0.0	0.0	0.0
NEONATAL	1	1	0	0.0	0.0	0.0
POST-NEONATAL	0	0	0	0.0	0.0	0.0
EARLY CHILDHOOD (1-4)	0	0	0	0.0	0.0	0.0
LATER CHILDHOOD (5-14)	0	0	0	0.0	0.0	0.0
ADOLESCENCE (15-19)	0	0	0	0.0	0.0	0.0
EARLY ADULTHOOD (20-29)	1	1	0	0.0	0.0	0.0
YOUNG ADULTHOOD (30-44)	0	0	0	0.0	0.0	0.0
MIDDLE ADULTHOOD (45-59)	0	0	0	0.0	0.0	0.0
LATER ADULTHOOD (60-74)	0	0	0	0.0	0.0	0.0
OLDER ADULTHOOD (>74)	1	1	0	0.0	0.0	0.0
Cause of Death						
Infectious and Parasitic Diseases (001-139)	1	1	0	0.0	0.0	0.0
Neoplasms (140-239)	0	0	0	0.0	0.0	0.0
Malignant Neoplasms (140-208)	0	0	0	0.0	0.0	0.0
Stomach (151)	0	0	0	0.0	0.0	0.0
Colon (153)	0	0	0	0.0	0.0	0.0
Pancreas (157)	0	0	0	0.0	0.0	0.0
Trachea, Bronchus and Lung (162)	0	0	0	0.0	0.0	0.0
Breast (174-175)	0	0	0	0.0	0.0	0.0
Ovary (183)	0	0	0	0.0	0.0	0.0
Prostate (185)	0	0	0	0.0	0.0	0.0
Leukemia (204-208)	0	0	0	0.0	0.0	0.0
All Other Malignant Sites	0	0	0	0.0	0.0	0.0
Endocrine, Nutritional and Metabolic Diseases (240-279)	0	0	0	0.0	0.0	0.0
Diabetes Mellitus (250)	0	0	0	0.0	0.0	0.0
Diseases of Blood and Blood-Forming Organs (280-289)	0	0	0	0.0	0.0	0.0
Mental Disorders (290-319)	0	0	0	0.0	0.0	0.0
Diseases of the Nervous System and Sense Organs (320-389)	0	0	0	0.0	0.0	0.0
Diseases of the Circulatory System (390-459)	0	0	0	0.0	0.0	0.0
Hypertensive Diseases (401-405)	0	0	0	0.0	0.0	0.0
Ischaemic Heart Disease (410-414)	0	0	0	0.0	0.0	0.0
Acute Myocardial Infarction (410)	0	0	0	0.0	0.0	0.0
Other Forms of Heart Disease (420-429)	0	0	0	0.0	0.0	0.0
Cerebrovascular Disease (430-438)	0	0	0	0.0	0.0	0.0
Diseases of The Arteries And Capillaries (440-448)	0	0	0	0.0	0.0	0.0

HISPANIC VITAL STATISTICS BY RACE, BY DHR HEALTH DISTRICT, 1988

ITEM	VALDOSTA (8-1)					
	NUMBER			RATE		
	Total	White	Black	Total	White	Black
Cause of Death (Continued)						
Diseases of The Respiratory System (460-519)	0	0	0	0.0	0.0	0.0
Influenza and Pneumonia (480-487)	0	0	0	0.0	0.0	0.0
Chronic Obstructive Pulmonary Disease (490-496)	0	0	0	0.0	0.0	0.0
Diseases of The Digestive System (520-579)	0	0	0	0.0	0.0	0.0
Chronic Liver Disease And Cirrhosis (571)	0	0	0	0.0	0.0	0.0
Disease of The Genitourinary System (580-629)	0	0	0	0.0	0.0	0.0
Complications Of Pregnancy, Childbirth, And The Puerperium (630-676)	0	0	0	0.0	0.0	0.0
Diseases Of The Skin (680-709)	0	0	0	0.0	0.0	0.0
Diseases Of The Musculoskeletal System (710-739)	0	0	0	0.0	0.0	0.0
Congenital Anomalies (740-759)	0	0	0	0.0	0.0	0.0
Certain Conditions Originating In The Perinatal Period (760-779)	1	1	0	0.0	0.0	0.0
Disorders Relating To Short Gestation (765)	0	0	0	0.0	0.0	0.0
Symptoms, Signs, and Ill Defined Conditions (780-799)	0	0	0	0.0	0.0	0.0
SIDS (798)	0	0	0	0.0	0.0	0.0
Injury And Poisoning (E800-E999)	1	1	0	0.0	0.0	0.0
Motor Vehicle Accidents (E810-E825)	0	0	0	0.0	0.0	0.0
All Other Accidents (E800-E807, E826-E949)	1	1	0	0.0	0.0	0.0
Suicides (E950-E959)	0	0	0	0.0	0.0	0.0
Homicides (E960-E969)	0	0	0	0.0	0.0	0.0

HISPANIC VITAL STATISTICS BY RACE, BY DHR HEALTH DISTRICT, 1988

ITEM	ALBANY (8-2)					
	NUMBER			RATE		
	Total	White	Black	Total	White	Black
TOTAL DEATHS	9	7	2	0.0	0.0	0.0
Lifestages						
INFANCY (<1)	0	0	0	0.0	0.0	0.0
NEONATAL	0	0	0	0.0	0.0	0.0
POST-NEONATAL	0	0	0	0.0	0.0	0.0
EARLY CHILDHOOD (1-4)	0	0	0	0.0	0.0	0.0
LATER CHILDHOOD (5-14)	0	0	0	0.0	0.0	0.0
ADOLESCENCE (15-19)	1	1	0	0.0	0.0	0.0
EARLY ADULTHOOD (20-29)	4	4	0	0.0	0.0	0.0
YOUNG ADULTHOOD (30-44)	1	1	0	0.0	0.0	0.0
MIDDLE ADULTHOOD (45-59)	1	0	1	0.0	0.0	0.0
LATER ADULTHOOD (60-74)	1	0	1	0.0	0.0	0.0
OLDER ADULTHOOD (>74)	1	1	0	0.0	0.0	0.0
Cause of Death						
Infectious and Parasitic Diseases (001-139)	0	0	0	0.0	0.0	0.0
Neoplasms (140-239)	0	0	0	0.0	0.0	0.0
Malignant Neoplasms (140-208)	0	0	0	0.0	0.0	0.0
Stomach (151)	0	0	0	0.0	0.0	0.0
Colon (153)	0	0	0	0.0	0.0	0.0
Pancreas (157)	0	0	0	0.0	0.0	0.0
Trachea, Bronchus and Lung (162)	0	0	0	0.0	0.0	0.0
Breast (174-175)	0	0	0	0.0	0.0	0.0
Ovary (183)	0	0	0	0.0	0.0	0.0
Prostate (185)	0	0	0	0.0	0.0	0.0
Leukemia (204-208)	0	0	0	0.0	0.0	0.0
All Other Malignant Sites	0	0	0	0.0	0.0	0.0
Endocrine, Nutritional and Metabolic Diseases (240-279)	0	0	0	0.0	0.0	0.0
Diabetes Mellitus (250)	0	0	0	0.0	0.0	0.0
Diseases of Blood and Blood-Forming Organs (280-289)	0	0	0	0.0	0.0	0.0
Mental Disorders (290-319)	0	0	0	0.0	0.0	0.0
Diseases of the Nervous System and Sense Organs (320-389)	0	0	0	0.0	0.0	0.0
Diseases of the Circulatory System (390-459)	2	1	1	0.0	0.0	0.0
Hypertensive Diseases (401-405)	0	0	0	0.0	0.0	0.0
Ischaemic Heart Disease (410-414)	2	1	1	0.0	0.0	0.0
Acute Myocardial Infarction (410)	2	1	1	0.0	0.0	0.0
Other Forms of Heart Disease (420-429)	0	0	0	0.0	0.0	0.0
Cerebrovascular Disease (430-438)	0	0	0	0.0	0.0	0.0
Diseases of The Arteries And Capillaries (440-448)	0	0	0	0.0	0.0	0.0

HISPANIC VITAL STATISTICS BY RACE, BY DHR HEALTH DISTRICT, 1988

ITEM	ALBANY (8-2)					
	NUMBER			RATE		
	Total	White	Black	Total	White	Black
Cause of Death (Continued)						
Diseases of The Respiratory System (460-519)	0	0	0	0.0	0.0	0.0
Influenza and Pneumonia (480-487)	0	0	0	0.0	0.0	0.0
Chronic Obstructive Pulmonary Disease (490-496)	0	0	0	0.0	0.0	0.0
Diseases of The Digestive System (520-579)	0	0	0	0.0	0.0	0.0
Chronic Liver Disease And Cirrhosis (571)	0	0	0	0.0	0.0	0.0
Disease of The Genitourinary System (580-629)	1	0	1	0.0	0.0	0.0
Complications Of Pregnancy, Childbirth, And The Puerperium (630-676)	0	0	0	0.0	0.0	0.0
Diseases Of The Skin (680-709)	0	0	0	0.0	0.0	0.0
Diseases Of The Musculoskeletal System (710-739)	0	0	0	0.0	0.0	0.0
Congenital Anomalies (740-759)	0	0	0	0.0	0.0	0.0
Certain Conditions Originating In The Perinatal Period (760-779)	0	0	0	0.0	0.0	0.0
Disorders Relating To Short Gestation (765)	0	0	0	0.0	0.0	0.0
Symptoms, Signs, and Ill Defined Conditions (780-799)	0	0	0	0.0	0.0	0.0
SIDS (798)	0	0	0	0.0	0.0	0.0
Injury And Poisoning (E800-E999)	6	6	0	0.0	0.0	0.0
Motor Vehicle Accidents (E810-E825)	2	2	0	0.0	0.0	0.0
All Other Accidents (E800-E807, E826-E949)	2	2	0	0.0	0.0	0.0
Suicides (E950-E959)	0	0	0	0.0	0.0	0.0
Homicides (E960-E969)	2	2	0	0.0	0.0	0.0

HISPANIC VITAL STATISTICS BY RACE, BY DHR HEALTH DISTRICT, 1988

ITEM	SAVANNAH (9-1)					
	NUMBER			RATE		
	Total	White	Black	Total	White	Black
TOTAL DEATHS	7	6	1	0.0	0.0	0.0
Lifestages						
INFANCY (<1)	0	0	0	0.0	0.0	0.0
NEONATAL	0	0	0	0.0	0.0	0.0
POST-NEONATAL	0	0	0	0.0	0.0	0.0
EARLY CHILDHOOD (1-4)	0	0	0	0.0	0.0	0.0
LATER CHILDHOOD (5-14)	0	0	0	0.0	0.0	0.0
ADOLESCENCE (15-19)	0	0	0	0.0	0.0	0.0
EARLY ADULTHOOD (20-29)	0	0	0	0.0	0.0	0.0
YOUNG ADULTHOOD (30-44)	1	1	0	0.0	0.0	0.0
MIDDLE ADULTHOOD (45-59)	0	0	0	0.0	0.0	0.0
LATER ADULTHOOD (60-74)	2	2	0	0.0	0.0	0.0
OLDER ADULTHOOD (>74)	4	3	1	0.0	0.0	0.0
Cause of Death						
Infectious and Parasitic Diseases (001-139)	0	0	0	0.0	0.0	0.0
Neoplasms (140-239)	0	0	0	0.0	0.0	0.0
Malignant Neoplasms (140-208)	0	0	0	0.0	0.0	0.0
Stomach (151)	0	0	0	0.0	0.0	0.0
Colon (153)	0	0	0	0.0	0.0	0.0
Pancreas (157)	0	0	0	0.0	0.0	0.0
Trachea, Bronchus and Lung (162)	0	0	0	0.0	0.0	0.0
Breast (174-175)	0	0	0	0.0	0.0	0.0
Ovary (183)	0	0	0	0.0	0.0	0.0
Prostate (185)	0	0	0	0.0	0.0	0.0
Leukemia (204-208)	0	0	0	0.0	0.0	0.0
All Other Malignant Sites	0	0	0	0.0	0.0	0.0
Endocrine, Nutritional and Metabolic Diseases (240-279)	1	1	0	0.0	0.0	0.0
Diabetes Mellitus (250)	1	1	0	0.0	0.0	0.0
Diseases of Blood and Blood-Forming Organs (280-289)	0	0	0	0.0	0.0	0.0
Mental Disorders (290-319)	0	0	0	0.0	0.0	0.0
Diseases of the Nervous System and Sense Organs (320-389)	1	1	0	0.0	0.0	0.0
Diseases of the Circulatory System (390-459)	2	2	0	0.0	0.0	0.0
Hypertensive Diseases (401-405)	0	0	0	0.0	0.0	0.0
Ischaemic Heart Disease (410-414)	1	1	0	0.0	0.0	0.0
Acute Myocardial Infarction (410)	0	0	0	0.0	0.0	0.0
Other Forms of Heart Disease (420-429)	0	0	0	0.0	0.0	0.0
Cerebrovascular Disease (430-438)	1	1	0	0.0	0.0	0.0
Diseases of The Arteries And Capillaries (440-448)	0	0	0	0.0	0.0	0.0

HISPANIC VITAL STATISTICS BY RACE, BY DHR HEALTH DISTRICT, 1988

ITEM	SAVANNAH (9-1)					
	NUMBER			RATE		
	Total	White	Black	Total	White	Black
Cause of Death (Continued)						
Diseases of The Respiratory System (460-519)	0	0	0	0.0	0.0	0.0
Influenza and Pneumonia (480-487)	0	0	0	0.0	0.0	0.0
Chronic Obstructive Pulmonary Disease (490-496)	0	0	0	0.0	0.0	0.0
Diseases of The Digestive System (520-579)	0	0	0	0.0	0.0	0.0
Chronic Liver Disease And Cirrhosis (571)	0	0	0	0.0	0.0	0.0
Disease of The Genitourinary System (580-629)	1	0	1	0.0	0.0	0.0
Complications Of Pregnancy, Childbirth, And The Puerperium (630-676)	0	0	0	0.0	0.0	0.0
Diseases Of The Skin (680-709)	0	0	0	0.0	0.0	0.0
Diseases Of The Musculoskeletal System (710-739)	0	0	0	0.0	0.0	0.0
Congenital Anomalies (740-759)	1	1	0	0.0	0.0	0.0
Certain Conditions Originating In The Perinatal Period (760-779)	0	0	0	0.0	0.0	0.0
Disorders Relating To Short Gestation (765)	0	0	0	0.0	0.0	0.0
Symptoms, Signs, and Ill Defined Conditions (780-799)	0	0	0	0.0	0.0	0.0
SIDS (798)	0	0	0	0.0	0.0	0.0
Injury And Poisoning (E800-E999)	1	1	0	0.0	0.0	0.0
Motor Vehicle Accidents (E810-E825)	1	1	0	0.0	0.0	0.0
All Other Accidents (E800-E807, E826-E949)	0	0	0	0.0	0.0	0.0
Suicides (E950-E959)	0	0	0	0.0	0.0	0.0
Homicides (E960-E969)	0	0	0	0.0	0.0	0.0

HISPANIC VITAL STATISTICS BY RACE, BY DHR HEALTH DISTRICT, 1988

ITEM	WAYCROSS (9-2)					
	NUMBER			RATE		
	Total	White	Black	Total	White	Black
TOTAL DEATHS	4	4	0	0.0	0.0	0.0
Lifestages						
INFANCY (<1)	1	1	0	0.0	0.0	0.0
NEONATAL	1	1	0	0.0	0.0	0.0
POST-NEONATAL	0	0	0	0.0	0.0	0.0
EARLY CHILDHOOD (1-4)	0	0	0	0.0	0.0	0.0
LATER CHILDHOOD (5-14)	0	0	0	0.0	0.0	0.0
ADOLESCENCE (15-19)	1	1	0	0.0	0.0	0.0
EARLY ADULTHOOD (20-29)	0	0	0	0.0	0.0	0.0
YOUNG ADULTHOOD (30-44)	1	1	0	0.0	0.0	0.0
MIDDLE ADULTHOOD (45-59)	0	0	0	0.0	0.0	0.0
LATER ADULTHOOD (60-74)	1	1	0	0.0	0.0	0.0
OLDER ADULTHOOD (>74)	0	0	0	0.0	0.0	0.0
Cause of Death						
Infectious and Parasitic Diseases (001-139)	0	0	0	0.0	0.0	0.0
Neoplasms (140-239)	0	0	0	0.0	0.0	0.0
Malignant Neoplasms (140-208)	0	0	0	0.0	0.0	0.0
Stomach (151)	0	0	0	0.0	0.0	0.0
Colon (153)	0	0	0	0.0	0.0	0.0
Pancreas (157)	0	0	0	0.0	0.0	0.0
Trachea, Bronchus and Lung (162)	0	0	0	0.0	0.0	0.0
Breast (174-175)	0	0	0	0.0	0.0	0.0
Ovary (183)	0	0	0	0.0	0.0	0.0
Prostate (185)	0	0	0	0.0	0.0	0.0
Leukemia (204-208)	0	0	0	0.0	0.0	0.0
All Other Malignant Sites	0	0	0	0.0	0.0	0.0
Endocrine, Nutritional and Metabolic Diseases (240-279)	0	0	0	0.0	0.0	0.0
Diabetes Mellitus (250)	0	0	0	0.0	0.0	0.0
Diseases of Blood and Blood-Forming Organs (280-289)	0	0	0	0.0	0.0	0.0
Mental Disorders (290-319)	0	0	0	0.0	0.0	0.0
Diseases of the Nervous System and Sense Organs (320-389)	0	0	0	0.0	0.0	0.0
Diseases of the Circulatory System (390-459)	1	1	0	0.0	0.0	0.0
Hypertensive Diseases (401-405)	0	0	0	0.0	0.0	0.0
Ischaemic Heart Disease (410-414)	1	1	0	0.0	0.0	0.0
Acute Myocardial Infarction (410)	1	1	0	0.0	0.0	0.0
Other Forms of Heart Disease (420-429)	0	0	0	0.0	0.0	0.0
Cerebrovascular Disease (430-438)	0	0	0	0.0	0.0	0.0
Diseases of The Arteries And Capillaries (440-448)	0	0	0	0.0	0.0	0.0

HISPANIC VITAL STATISTICS BY RACE, BY DHR HEALTH DISTRICT, 1988

ITEM	WAYCROSS (9-2)					
	NUMBER			RATE		
	Total	White	Black	Total	White	Black
Cause of Death (Continued)						
Diseases of The Respiratory System (460-519)	0	0	0	0.0	0.0	0.0
Influenza and Pneumonia (480-487)	0	0	0	0.0	0.0	0.0
Chronic Obstructive Pulmonary Disease (490-496)	0	0	0	0.0	0.0	0.0
Diseases of The Digestive System (520-579)	0	0	0	0.0	0.0	0.0
Chronic Liver Disease And Cirrhosis (571)	0	0	0	0.0	0.0	0.0
Disease of The Genitourinary System (580-629)	0	0	0	0.0	0.0	0.0
Complications Of Pregnancy, Childbirth, And The Puerperium (630-676)	0	0	0	0.0	0.0	0.0
Diseases Of The Skin (680-709)	0	0	0	0.0	0.0	0.0
Diseases Of The Musculoskeletal System (710-739)	0	0	0	0.0	0.0	0.0
Congenital Anomalies (740-759)	0	0	0	0.0	0.0	0.0
Certain Conditions Originating In The Perinatal Period (760-779)	1	1	0	0.0	0.0	0.0
Disorders Relating To Short Gestation (765)	0	0	0	0.0	0.0	0.0
Symptoms, Signs, and Ill Defined Conditions (780-799)	0	0	0	0.0	0.0	0.0
SIDS (798)	0	0	0	0.0	0.0	0.0
Injury And Poisoning (E800-E999)	2	2	0	0.0	0.0	0.0
Motor Vehicle Accidents (E810-E825)	1	1	0	0.0	0.0	0.0
All Other Accidents (E800-E807, E826-E949)	0	0	0	0.0	0.0	0.0
Suicides (E950-E959)	0	0	0	0.0	0.0	0.0
Homicides (E960-E969)	1	1	0	0.0	0.0	0.0

HISPANIC VITAL STATISTICS BY RACE, BY DHR HEALTH DISTRICT, 1988

ITEM	BRUNSWICK (9-3)					
	NUMBER			RATE		
	Total	White	Black	Total	White	Black
TOTAL DEATHS	7	5	1	0.0	0.0	0.0
Lifestages						
INFANCY (<1)	0	0	0	0.0	0.0	0.0
NEONATAL	0	0	0	0.0	0.0	0.0
POST-NEONATAL	0	0	0	0.0	0.0	0.0
EARLY CHILDHOOD (1-4)	0	0	0	0.0	0.0	0.0
LATER CHILDHOOD (5-14)	1	1	0	0.0	0.0	0.0
ADOLESCENCE (15-19)	0	0	0	0.0	0.0	0.0
EARLY ADULTHOOD (20-29)	1	0	0	0.0	0.0	0.0
YOUNG ADULTHOOD (30-44)	2	2	0	0.0	0.0	0.0
MIDDLE ADULTHOOD (45-59)	1	1	0	0.0	0.0	0.0
LATER ADULTHOOD (60-74)	1	1	0	0.0	0.0	0.0
OLDER ADULTHOOD (>74)	1	0	1	0.0	0.0	0.0
Cause of Death						
Infectious and Parasitic Diseases (001-139)	1	1	0	0.0	0.0	0.0
Neoplasms (140-239)	1	1	0	0.0	0.0	0.0
Malignant Neoplasms (140-208)	1	1	0	0.0	0.0	0.0
Stomach (151)	0	0	0	0.0	0.0	0.0
Colon (153)	0	0	0	0.0	0.0	0.0
Pancreas (157)	0	0	0	0.0	0.0	0.0
Trachea, Bronchus and Lung (162)	1	1	0	0.0	0.0	0.0
Breast (174-175)	0	0	0	0.0	0.0	0.0
Ovary (183)	0	0	0	0.0	0.0	0.0
Prostate (185)	0	0	0	0.0	0.0	0.0
Leukemia (204-208)	0	0	0	0.0	0.0	0.0
All Other Malignant Sites	0	0	0	0.0	0.0	0.0
Endocrine, Nutritional and Metabolic Diseases (240-279)	0	0	0	0.0	0.0	0.0
Diabetes Mellitus (250)	0	0	0	0.0	0.0	0.0
Diseases of Blood and Blood-Forming Organs (280-289)	0	0	0	0.0	0.0	0.0
Mental Disorders (290-319)	0	0	0	0.0	0.0	0.0
Diseases of the Nervous System and Sense Organs (320-389)	0	0	0	0.0	0.0	0.0
Diseases of the Circulatory System (390-459)	3	2	1	0.0	0.0	0.0
Hypertensive Diseases (401-405)	1	1	0	0.0	0.0	0.0
Ischaemic Heart Disease (410-414)	1	0	1	0.0	0.0	0.0
Acute Myocardial Infarction (410)	1	0	1	0.0	0.0	0.0
Other Forms of Heart Disease (420-429)	0	0	0	0.0	0.0	0.0
Cerebrovascular Disease (430-438)	1	1	0	0.0	0.0	0.0
Diseases of The Arteries And Capillaries (440-448)	0	0	0	0.0	0.0	0.0

HISPANIC VITAL STATISTICS BY RACE, BY DHR HEALTH DISTRICT, 1988

ITEM	BRUNSWICK (9-3)					
	NUMBER			RATE		
	Total	White	Black	Total	White	Black
Cause of Death (Continued)						
Diseases of The Respiratory System (460-519)	0	0	0	0.0	0.0	0.0
Influenza and Pneumonia (480-487)	0	0	0	0.0	0.0	0.0
Chronic Obstructive Pulmonary Disease (490-496)	0	0	0	0.0	0.0	0.0
Diseases of The Digestive System (520-579)	0	0	0	0.0	0.0	0.0
Chronic Liver Disease And Cirrhosis (571)	0	0	0	0.0	0.0	0.0
Disease of The Genitourinary System (580-629)	0	0	0	0.0	0.0	0.0
Complications Of Pregnancy, Childbirth, And The Puerperium (630-676)	0	0	0	0.0	0.0	0.0
Diseases Of The Skin (680-709)	0	0	0	0.0	0.0	0.0
Diseases Of The Musculoskeletal System (710-739)	0	0	0	0.0	0.0	0.0
Congenital Anomalies (740-759)	0	0	0	0.0	0.0	0.0
Certain Conditions Originating In The Perinatal Period (760-779)	0	0	0	0.0	0.0	0.0
Disorders Relating To Short Gestation (765)	0	0	0	0.0	0.0	0.0
Symptoms, Signs, and Ill Defined Conditions (780-799)	0	0	0	0.0	0.0	0.0
SIDS (798)	0	0	0	0.0	0.0	0.0
Injury And Poisoning (E800-E999)	2	1	0	0.0	0.0	0.0
Motor Vehicle Accidents (E810-E825)	0	0	0	0.0	0.0	0.0
All Other Accidents (E800-E807, E826-E949)	1	1	0	0.0	0.0	0.0
Suicides (E950-E959)	1	0	0	0.0	0.0	0.0
Homicides (E960-E969)	0	0	0	0.0	0.0	0.0

HISPANIC VITAL STATISTICS BY RACE, BY DHR HEALTH DISTRICT, 1988

ITEM	ATHENS (10)					
	NUMBER			RATE		
	Total	White	Black	Total	White	Black
TOTAL DEATHS	4	4	0	0.0	0.0	0.0
Lifestages						
INFANCY (<1)	0	0	0	0.0	0.0	0.0
NEONATAL	0	0	0	0.0	0.0	0.0
POST-NEONATAL	0	0	0	0.0	0.0	0.0
EARLY CHILDHOOD (1-4)	0	0	0	0.0	0.0	0.0
LATER CHILDHOOD (5-14)	0	0	0	0.0	0.0	0.0
-ADOLESCENCE (15-19)	0	0	0	0.0	0.0	0.0
EARLY ADULTHOOD (20-29)	0	0	0	0.0	0.0	0.0
YOUNG ADULTHOOD (30-44)	0	0	0	0.0	0.0	0.0
MIDDLE ADULTHOOD (45-59)	0	0	0	0.0	0.0	0.0
LATER ADULTHOOD (60-74)	2	2	0	0.0	0.0	0.0
OLDER ADULTHOOD (>74)	2	2	0	0.0	0.0	0.0
Cause of Death						
Infectious and Parasitic Diseases (001-139)	0	0	0	0.0	0.0	0.0
Neoplasms (140-239)	1	1	0	0.0	0.0	0.0
Malignant Neoplasms (140-208)	1	1	0	0.0	0.0	0.0
Stomach (151)	0	0	0	0.0	0.0	0.0
Colon (153)	0	0	0	0.0	0.0	0.0
Pancreas (157)	0	0	0	0.0	0.0	0.0
Trachea, Bronchus and Lung (162)	0	0	0	0.0	0.0	0.0
Breast (174-175)	0	0	0	0.0	0.0	0.0
Ovary (183)	0	0	0	0.0	0.0	0.0
Prostate (185)	0	0	0	0.0	0.0	0.0
Leukemia (204-208)	1	1	0	0.0	0.0	0.0
All Other Malignant Sites	0	0	0	0.0	0.0	0.0
Endocrine, Nutritional and Metabolic Diseases (240-279)	1	1	0	0.0	0.0	0.0
Diabetes Mellitus (250)	1	1	0	0.0	0.0	0.0
Diseases of Blood and Blood-Forming Organs (280-289)	0	0	0	0.0	0.0	0.0
Mental Disorders (290-319)	0	0	0	0.0	0.0	0.0
Diseases of the Nervous System and Sense Organs (320-389)	0	0	0	0.0	0.0	0.0
Diseases of the Circulatory System (390-459)	1	1	0	0.0	0.0	0.0
Hypertensive Diseases (401-405)	0	0	0	0.0	0.0	0.0
Ischaemic Heart Disease (410-414)	1	1	0	0.0	0.0	0.0
Acute Myocardial Infarction (410)	0	0	0	0.0	0.0	0.0
Other Forms of Heart Disease (420-429)	0	0	0	0.0	0.0	0.0
Cerebrovascular Disease (430-438)	0	0	0	0.0	0.0	0.0
Diseases of The Arteries And Capillaries (440-448)	0	0	0	0.0	0.0	0.0

HISPANIC VITAL STATISTICS BY RACE, BY DHR HEALTH DISTRICT, 1988

ITEM	ATHENS (10)					
	NUMBER			RATE		
	Total	White	Black	Total	White	Black
Cause of Death (Continued)						
Diseases of The Respiratory System (460-519)	0	0	0	0.0	0.0	0.0
Influenza and Pneumonia (480-487)	0	0	0	0.0	0.0	0.0
Chronic Obstructive Pulmonary Disease (490-496)	0	0	0	0.0	0.0	0.0
Diseases of The Digestive System (520-579)	1	1	0	0.0	0.0	0.0
Chronic Liver Disease And Cirrhosis (571)	0	0	0	0.0	0.0	0.0
Disease of The Genitourinary System (580-629)	0	0	0	0.0	0.0	0.0
Complications Of Pregnancy, Childbirth, And The Puerperium (630-676)	0	0	0	0.0	0.0	0.0
Diseases Of The Skin (680-709)	0	0	0	0.0	0.0	0.0
Diseases Of The Musculoskeletal System (710-739)	0	0	0	0.0	0.0	0.0
Congenital Anomalies (740-759)	0	0	0	0.0	0.0	0.0
Certain Conditions Originating In The Perinatal Period (760-779)	0	0	0	0.0	0.0	0.0
Disorders Relating To Short Gestation (765)	0	0	0	0.0	0.0	0.0
Symptoms, Signs, and Ill Defined Conditions (780-799)	0	0	0	0.0	0.0	0.0
SIDS (798)	0	0	0	0.0	0.0	0.0
Injury And Poisoning (E800-E999)	0	0	0	0.0	0.0	0.0
Motor Vehicle Accidents (E810-E825)	0	0	0	0.0	0.0	0.0
All Other Accidents (E800-E807, E826-E949)	0	0	0	0.0	0.0	0.0
Suicides (E950-E959)	0	0	0	0.0	0.0	0.0
Homicides (E960-E969)	0	0	0	0.0	0.0	0.0



FIGURE 6

HISPANIC METROPOLITAN STATISTICAL AREAS (MSA) TABLES

HISPANIC VITAL STATISTICS BY RACE, BY METROPOLITAN STATISTICAL AREA, 1988

ITEM	ALBANY MSA					
	NUMBER			RATE		
	Total	White	Black	Total	White	Black
TOTAL DEATHS	2	1	1	0.0	0.0	0.0
Lifestages						
INFANCY (<1)	0	0	0	0.0	0.0	0.0
NEONATAL	0	0	0	0.0	0.0	0.0
POST-NEONATAL	0	0	0	0.0	0.0	0.0
EARLY CHILDHOOD (1-4)	0	0	0	0.0	0.0	0.0
LATER CHILDHOOD (5-14)	0	0	0	0.0	0.0	0.0
ADOLESCENCE (15-19)	0	0	0	0.0	0.0	0.0
EARLY ADULTHOOD (20-29)	0	0	0	0.0	0.0	0.0
YOUNG ADULTHOOD (30-44)	0	0	0	0.0	0.0	0.0
MIDDLE ADULTHOOD (45-59)	0	0	0	0.0	0.0	0.0
LATER ADULTHOOD (60-74)	1	0	1	0.0	0.0	0.0
OLDER ADULTHOOD (>74)	1	1	0	0.0	0.0	0.0
Cause of Death						
Infectious and Parasitic Diseases (001-139)	0	0	0	0.0	0.0	0.0
Neoplasms (140-239)	0	0	0	0.0	0.0	0.0
Malignant Neoplasms (140-208)	0	0	0	0.0	0.0	0.0
Stomach (151)	0	0	0	0.0	0.0	0.0
Colon (153)	0	0	0	0.0	0.0	0.0
Pancreas (157)	0	0	0	0.0	0.0	0.0
Trachea, Bronchus and Lung (162)	0	0	0	0.0	0.0	0.0
Breast (174-175)	0	0	0	0.0	0.0	0.0
Ovary (183)	0	0	0	0.0	0.0	0.0
Prostate (185)	0	0	0	0.0	0.0	0.0
Leukemia (204-208)	0	0	0	0.0	0.0	0.0
All Other Malignant Sites	0	0	0	0.0	0.0	0.0
Endocrine, Nutritional and Metabolic Diseases (240-279)	0	0	0	0.0	0.0	0.0
Diabetes Mellitus (250)	0	0	0	0.0	0.0	0.0
Diseases of Blood and Blood-Forming Organs (280-289)	0	0	0	0.0	0.0	0.0
Mental Disorders (290-319)	0	0	0	0.0	0.0	0.0
Diseases of the Nervous System and Sense Organs (320-389)	0	0	0	0.0	0.0	0.0
Diseases of the Circulatory System (390-459)	1	1	0	0.0	0.0	0.0
Hypertensive Diseases (401-405)	0	0	0	0.0	0.0	0.0
Ischaemic Heart Disease (410-414)	1	1	0	0.0	0.0	0.0
Acute Myocardial Infarction (410)	1	1	0	0.0	0.0	0.0
Other Forms of Heart Disease (420-429)	0	0	0	0.0	0.0	0.0
Cerebrovascular Disease (430-438)	0	0	0	0.0	0.0	0.0
Diseases of The Arteries And Capillaries (440-448)	0	0	0	0.0	0.0	0.0

HISPANIC VITAL STATISTICS BY RACE, BY METROPOLITAN STATISTICAL AREA, 1988

ITEM	ALBANY MSA					
	NUMBER			RATE		
	Total	White	Black	Total	White	Black
Cause of Death (Continued)						
Diseases of The Respiratory System (460-519)						
Influenza and Pneumonia (480-487)	0	0	0	0.0	0.0	0.0
Chronic Obstructive Pulmonary Disease (490-496)	0	0	0	0.0	0.0	0.0
Diseases of The Digestive System (520-579)						
Chronic Liver Disease And Cirrhosis (571)	0	0	0	0.0	0.0	0.0
Disease of The Genitourinary System (580-629)						
	1	0	1	0.0	0.0	0.0
Complications Of Pregnancy, Childbirth, And The Puerperium (630-676)						
	0	0	0	0.0	0.0	0.0
Diseases Of The Skin (680-709)						
	0	0	0	0.0	0.0	0.0
Diseases Of The Musculoskeletal System (710-739)						
	0	0	0	0.0	0.0	0.0
Congenital Anomalies (740-759)						
	0	0	0	0.0	0.0	0.0
Certain Conditions Originating In The Perinatal Period (760-779)						
Disorders Relating To Short Gestation (765)	0	0	0	0.0	0.0	0.0
	0	0	0	0.0	0.0	0.0
Symptoms, Signs, and Ill Defined Conditions (780-799)						
SIDS (798)	0	0	0	0.0	0.0	0.0
	0	0	0	0.0	0.0	0.0
Injury And Poisoning (E800-E999)						
Motor Vehicle Accidents (E810-E825)	0	0	0	0.0	0.0	0.0
All Other Accidents (E800-E807, E826-E949)	0	0	0	0.0	0.0	0.0
Suicides (E950-E959)	0	0	0	0.0	0.0	0.0
Homicides (E960-E969)	0	0	0	0.0	0.0	0.0

HISPANIC VITAL STATISTICS BY RACE, BY METROPOLITAN STATISTICAL AREA, 1988

ITEM	ATHENS MSA					
	NUMBER			RATE		
	Total	White	Black	Total	White	Black
TOTAL DEATHS	3	3	0	0.0	0.0	0.0
Lifestages						
INFANCY (<1)	0	0	0	0.0	0.0	0.0
NEONATAL	0	0	0	0.0	0.0	0.0
POST-NEONATAL	0	0	0	0.0	0.0	0.0
EARLY CHILDHOOD (1-4)	0	0	0	0.0	0.0	0.0
LATER CHILDHOOD (5-14)	0	0	0	0.0	0.0	0.0
ADOLESCENCE (15-19)	0	0	0	0.0	0.0	0.0
EARLY ADULTHOOD (20-29)	0	0	0	0.0	0.0	0.0
YOUNG ADULTHOOD (30-44)	0	0	0	0.0	0.0	0.0
MIDDLE ADULTHOOD (45-59)	0	0	0	0.0	0.0	0.0
LATER ADULTHOOD (60-74)	1	1	0	0.0	0.0	0.0
OLDER ADULTHOOD (>74)	2	2	0	0.0	0.0	0.0
Cause of Death						
Infectious and Parasitic Diseases (001-139)	0	0	0	0.0	0.0	0.0
Neoplasms (140-239)	0	0	0	0.0	0.0	0.0
Malignant Neoplasms (140-208)	0	0	0	0.0	0.0	0.0
Stomach (151)	0	0	0	0.0	0.0	0.0
Colon (153)	0	0	0	0.0	0.0	0.0
Pancreas (157)	0	0	0	0.0	0.0	0.0
Trachea, Bronchus and Lung (162)	0	0	0	0.0	0.0	0.0
Breast (174-175)	0	0	0	0.0	0.0	0.0
Ovary (183)	0	0	0	0.0	0.0	0.0
Prostate (185)	0	0	0	0.0	0.0	0.0
Leukemia (204-208)	0	0	0	0.0	0.0	0.0
All Other Malignant Sites	0	0	0	0.0	0.0	0.0
Endocrine, Nutritional and Metabolic Diseases (240-279)	1	1	0	0.0	0.0	0.0
Diabetes Mellitus (250)	1	1	0	0.0	0.0	0.0
Diseases of Blood and Blood-Forming Organs (280-289)	0	0	0	0.0	0.0	0.0
Mental Disorders (290-319)	0	0	0	0.0	0.0	0.0
Diseases of the Nervous System and Sense Organs (320-389)	0	0	0	0.0	0.0	0.0
Diseases of the Circulatory System (390-459)	1	1	0	0.0	0.0	0.0
Hypertensive Diseases (401-405)	0	0	0	0.0	0.0	0.0
Ischaemic Heart Disease (410-414)	1	1	0	0.0	0.0	0.0
Acute Myocardial Infarction (410)	0	0	0	0.0	0.0	0.0
Other Forms of Heart Disease (420-429)	0	0	0	0.0	0.0	0.0
Cerebrovascular Disease (430-438)	0	0	0	0.0	0.0	0.0
Diseases of The Arteries And Capillaries (440-448)	0	0	0	0.0	0.0	0.0

HISPANIC VITAL STATISTICS BY RACE, BY METROPOLITAN STATISTICAL AREA, 1988

ITEM	ATHENS MSA					
	NUMBER			RATE		
	Total	White	Black	Total	White	Black
Cause of Death (Continued)						
Diseases of The Respiratory System (460-519)						
Influenza and Pneumonia (480-487)	0	0	0	0.0	0.0	0.0
Chronic Obstructive Pulmonary Disease (490-496)	0	0	0	0.0	0.0	0.0
Diseases of The Digestive System (520-579)						
Chronic Liver Disease And Cirrhosis (571)	1	1	0	0.0	0.0	0.0
	0	0	0	0.0	0.0	0.0
Disease of The Genitourinary System (580-629)						
	0	0	0	0.0	0.0	0.0
Complications Of Pregnancy, Childbirth, And The Puerperium (630-676)						
	0	0	0	0.0	0.0	0.0
Diseases Of The Skin (680-709)						
	0	0	0	0.0	0.0	0.0
Diseases Of The Musculoskeletal System (710-739)						
	0	0	0	0.0	0.0	0.0
Congenital Anomalies (740-759)						
	0	0	0	0.0	0.0	0.0
Certain Conditions Originating In The Perinatal Period (760-779)						
Disorders Relating To Short Gestation (765)	0	0	0	0.0	0.0	0.0
	0	0	0	0.0	0.0	0.0
Symptoms, Signs, and Ill Defined Conditions (780-799)						
SIDS (798)	0	0	0	0.0	0.0	0.0
	0	0	0	0.0	0.0	0.0
Injury And Poisoning (E800-E999)						
Motor Vehicle Accidents (E810-E825)	0	0	0	0.0	0.0	0.0
All Other Accidents (E800-E807, E826-E949)	0	0	0	0.0	0.0	0.0
Suicides (E950-E959)	0	0	0	0.0	0.0	0.0
Homicides (E960-E969)	0	0	0	0.0	0.0	0.0

HISPANIC VITAL STATISTICS BY RACE, BY METROPOLITAN STATISTICAL AREA, 1988

ITEM	ATLANTA MSA					
	NUMBER			RATE		
	Total	White	Black	Total	White	Black
TOTAL DEATHS	104	97	7	0.0	0.0	0.0
Lifestages						
INFANCY (<1)	3	3	0	0.0	0.0	0.0
NEONATAL	2	2	0	0.0	0.0	0.0
POST-NEONATAL	1	1	0	0.0	0.0	0.0
EARLY CHILDHOOD (1-4)	0	0	0	0.0	0.0	0.0
LATER CHILDHOOD (5-14)	0	0	0	0.0	0.0	0.0
ADOLESCENCE (15-19)	4	4	0	0.0	0.0	0.0
EARLY ADULTHOOD (20-29)	11	11	0	0.0	0.0	0.0
YOUNG ADULTHOOD (30-44)	17	16	1	0.0	0.0	0.0
MIDDLE ADULTHOOD (45-59)	16	14	2	0.0	0.0	0.0
LATER ADULTHOOD (60-74)	27	26	1	0.0	0.0	0.0
OLDER ADULTHOOD (>74)	26	23	3	0.0	0.0	0.0
Cause of Death						
Infectious and Parasitic Diseases (001-139)	2	2	0	0.0	0.0	0.0
Neoplasms (140-239)	22	20	2	0.0	0.0	0.0
Malignant Neoplasms (140-208)	22	20	2	0.0	0.0	0.0
Stomach (151)	1	0	1	0.0	0.0	0.0
Colon (153)	3	3	0	0.0	0.0	0.0
Pancreas (157)	1	1	0	0.0	0.0	0.0
Trachea, Bronchus and Lung (162)	6	6	0	0.0	0.0	0.0
Breast (174-175)	3	3	0	0.0	0.0	0.0
Ovary (183)	2	2	0	0.0	0.0	0.0
Prostate (185)	0	0	0	0.0	0.0	0.0
Leukemia (204-208)	1	1	0	0.0	0.0	0.0
All Other Malignant Sites	5	4	1	0.0	0.0	0.0
Endocrine, Nutritional and Metabolic Diseases (240-279)	3	2	1	0.0	0.0	0.0
Diabetes Mellitus (250)	2	1	1	0.0	0.0	0.0
Diseases of Blood and Blood-Forming Organs (280-289)	1	1	0	0.0	0.0	0.0
Mental Disorders (290-319)	2	2	0	0.0	0.0	0.0
Diseases of the Nervous System and Sense Organs (320-389)	2	2	0	0.0	0.0	0.0
Diseases of the Circulatory System (390-459)	32	31	1	0.0	0.0	0.0
Hypertensive Diseases (401-405)	2	2	0	0.0	0.0	0.0
Ischaemic Heart Disease (410-414)	16	15	1	0.0	0.0	0.0
Acute Myocardial Infarction (410)	12	11	1	0.0	0.0	0.0
Other Forms of Heart Disease (420-429)	9	9	0	0.0	0.0	0.0
Cerebrovascular Disease (430-438)	3	3	0	0.0	0.0	0.0
Diseases of The Arteries And Capillaries (440-448)	1	1	0	0.0	0.0	0.0

HISPANIC VITAL STATISTICS BY RACE, BY METROPOLITAN STATISTICAL AREA, 1988

ITEM	ATLANTA MSA					
	NUMBER			RATE		
	Total	White	Black	Total	White	Black
Cause of Death (Continued)						
Diseases of The Respiratory System (460-519)	4	3	1	0.0	0.0	0.0
Influenza and Pneumonia (480-487)	0	0	0	0.0	0.0	0.0
Chronic Obstructive Pulmonary Disease (490-496)	3	3	0	0.0	0.0	0.0
Diseases of The Digestive System (520-579)	2	2	0	0.0	0.0	0.0
Chronic Liver Disease And Cirrhosis (571)	1	1	0	0.0	0.0	0.0
Disease of The Genitourinary System (580-629)	2	2	0	0.0	0.0	0.0
Complications Of Pregnancy, Childbirth, And The Puerperium (630-676)	0	0	0	0.0	0.0	0.0
Diseases Of The Skin (680-709)	0	0	0	0.0	0.0	0.0
Diseases Of The Musculoskeletal System (710-739)	1	1	0	0.0	0.0	0.0
Congenital Anomalies (740-759)	1	1	0	0.0	0.0	0.0
Certain Conditions Originating In The Perinatal Period (760-779)	2	2	0	0.0	0.0	0.0
Disorders Relating To Short Gestation (765)	0	0	0	0.0	0.0	0.0
Symptoms, Signs, and Ill Defined Conditions (780-799)	0	0	0	0.0	0.0	0.0
SIDS (798)	0	0	0	0.0	0.0	0.0
Injury And Poisoning (E800-E999)	28	26	2	0.0	0.0	0.0
Motor Vehicle Accidents (E810-E825)	15	15	0	0.0	0.0	0.0
All Other Accidents (E800-E807, E826-E949)	1	1	0	0.0	0.0	0.0
Suicides (E950-E959)	1	1	0	0.0	0.0	0.0
Homicides (E960-E969)	11	9	2	0.0	0.0	0.0

HISPANIC VITAL STATISTICS BY RACE, BY METROPOLITAN STATISTICAL AREA, 1988

ITEM	AUGUSTA MSA					
	NUMBER			RATE		
	Total	White	Black	Total	White	Black
TOTAL DEATHS	5	3	1	0.0	0.0	0.0
Lifestages						
INFANCY (<1)	0	0	0	0.0	0.0	0.0
NEONATAL	0	0	0	0.0	0.0	0.0
POST-NEONATAL	0	0	0	0.0	0.0	0.0
EARLY CHILDHOOD (1-4)	0	0	0	0.0	0.0	0.0
LATER CHILDHOOD (5-14)	0	0	0	0.0	0.0	0.0
ADOLESCENCE (15-19)	0	0	0	0.0	0.0	0.0
EARLY ADULTHOOD (20-29)	0	0	0	0.0	0.0	0.0
YOUNG ADULTHOOD (30-44)	1	1	0	0.0	0.0	0.0
MIDDLE ADULTHOOD (45-59)	2	0	1	0.0	0.0	0.0
LATER ADULTHOOD (60-74)	1	1	0	0.0	0.0	0.0
OLDER ADULTHOOD (>74)	1	1	0	0.0	0.0	0.0
Cause of Death						
Infectious and Parasitic Diseases (001-139)	0	0	0	0.0	0.0	0.0
Neoplasms (140-239)	2	1	1	0.0	0.0	0.0
Malignant Neoplasms (140-208)	2	1	1	0.0	0.0	0.0
Stomach (151)	0	0	0	0.0	0.0	0.0
Colon (153)	0	0	0	0.0	0.0	0.0
Pancreas (157)	0	0	0	0.0	0.0	0.0
Trachea, Bronchus and Lung (162)	0	0	0	0.0	0.0	0.0
Breast (174-175)	1	0	1	0.0	0.0	0.0
Ovary (183)	0	0	0	0.0	0.0	0.0
Prostate (185)	0	0	0	0.0	0.0	0.0
Leukemia (204-208)	0	0	0	0.0	0.0	0.0
All Other Malignant Sites	1	1	0	0.0	0.0	0.0
Endocrine, Nutritional and Metabolic Diseases (240-279)	0	0	0	0.0	0.0	0.0
Diabetes Mellitus (250)	0	0	0	0.0	0.0	0.0
Diseases of Blood and Blood-Forming Organs (280-289)	0	0	0	0.0	0.0	0.0
Mental Disorders (290-319)	0	0	0	0.0	0.0	0.0
Diseases of the Nervous System and Sense Organs (320-389)	0	0	0	0.0	0.0	0.0
Diseases of the Circulatory System (390-459)	2	1	0	0.0	0.0	0.0
Hypertensive Diseases (401-405)	0	0	0	0.0	0.0	0.0
Ischaemic Heart Disease (410-414)	2	1	0	0.0	0.0	0.0
Acute Myocardial Infarction (410)	1	1	0	0.0	0.0	0.0
Other Forms of Heart Disease (420-429)	0	0	0	0.0	0.0	0.0
Cerebrovascular Disease (430-438)	0	0	0	0.0	0.0	0.0
Diseases of The Arteries And Capillaries (440-448)	0	0	0	0.0	0.0	0.0

HISPANIC VITAL STATISTICS BY RACE, BY METROPOLITAN STATISTICAL AREA, 1988

ITEM	AUGUSTA MSA					
	NUMBER			RATE		
	Total	White	Black	Total	White	Black
Cause of Death (Continued)						
Diseases of The Respiratory System (460-519)	0	0	0	0.0	0.0	0.0
Influenza and Pneumonia (480-487)	0	0	0	0.0	0.0	0.0
Chronic Obstructive Pulmonary Disease (490-496)	0	0	0	0.0	0.0	0.0
Diseases of The Digestive System (520-579)	0	0	0	0.0	0.0	0.0
Chronic Liver Disease And Cirrhosis (571)	0	0	0	0.0	0.0	0.0
Disease of The Genitourinary System (580-629)	0	0	0	0.0	0.0	0.0
Complications Of Pregnancy, Childbirth, And The Puerperium (630-676)	0	0	0	0.0	0.0	0.0
Diseases Of The Skin (680-709)	0	0	0	0.0	0.0	0.0
Diseases Of The Musculoskeletal System (710-739)	0	0	0	0.0	0.0	0.0
Congenital Anomalies (740-759)	0	0	0	0.0	0.0	0.0
Certain Conditions Originating In The Perinatal Period (760-779)	0	0	0	0.0	0.0	0.0
Disorders Relating To Short Gestation (765)	0	0	0	0.0	0.0	0.0
Symptoms, Signs, and Ill Defined Conditions (780-799)	0	0	0	0.0	0.0	0.0
SIDS (798)	0	0	0	0.0	0.0	0.0
Injury And Poisoning (E800-E999)	1	1	0	0.0	0.0	0.0
Motor Vehicle Accidents (E810-E825)	1	1	0	0.0	0.0	0.0
All Other Accidents (E800-E807, E826-E949)	0	0	0	0.0	0.0	0.0
Suicides (E950-E959)	0	0	0	0.0	0.0	0.0
Homicides (E960-E969)	0	0	0	0.0	0.0	0.0

HISPANIC VITAL STATISTICS BY RACE, BY METROPOLITAN STATISTICAL AREA, 1988

ITEM	CHATTANOOGA MSA					
	NUMBER			RATE		
	Total	White	Black	Total	White	Black
TOTAL DEATHS	2	2	0	0.0	0.0	0.0
Lifestages						
INFANCY (<1)	0	0	0	0.0	0.0	0.0
NEONATAL	0	0	0	0.0	0.0	0.0
POST-NEONATAL	0	0	0	0.0	0.0	0.0
EARLY CHILDHOOD (1-4)	0	0	0	0.0	0.0	0.0
LATER CHILDHOOD (5-14)	0	0	0	0.0	0.0	0.0
ADOLESCENCE (15-19)	0	0	0	0.0	0.0	0.0
EARLY ADULTHOOD (20-29)	0	0	0	0.0	0.0	0.0
YOUNG ADULTHOOD (30-44)	0	0	0	0.0	0.0	0.0
MIDDLE ADULTHOOD (45-59)	0	0	0	0.0	0.0	0.0
LATER ADULTHOOD (60-74)	1	1	0	0.0	0.0	0.0
OLDER ADULTHOOD (>74)	1	1	0	0.0	0.0	0.0
Cause of Death						
Infectious and Parasitic Diseases (001-139)	1	1	0	0.0	0.0	0.0
Neoplasms (140-239)	0	0	0	0.0	0.0	0.0
Malignant Neoplasms (140-208)	0	0	0	0.0	0.0	0.0
Stomach (151)	0	0	0	0.0	0.0	0.0
Colon (153)	0	0	0	0.0	0.0	0.0
Pancreas (157)	0	0	0	0.0	0.0	0.0
Trachea, Bronchus and Lung (162)	0	0	0	0.0	0.0	0.0
Breast (174-175)	0	0	0	0.0	0.0	0.0
Ovary (183)	0	0	0	0.0	0.0	0.0
Prostate (185)	0	0	0	0.0	0.0	0.0
Leukemia (204-208)	0	0	0	0.0	0.0	0.0
All Other Malignant Sites	0	0	0	0.0	0.0	0.0
Endocrine, Nutritional and Metabolic Diseases (240-279)	0	0	0	0.0	0.0	0.0
Diabetes Mellitus (250)	0	0	0	0.0	0.0	0.0
Diseases of Blood and Blood-Forming Organs (280-289)	0	0	0	0.0	0.0	0.0
Mental Disorders (290-319)	0	0	0	0.0	0.0	0.0
Diseases of the Nervous System and Sense Organs (320-389)	0	0	0	0.0	0.0	0.0
Diseases of the Circulatory System (390-459)	0	0	0	0.0	0.0	0.0
Hypertensive Diseases (401-405)	0	0	0	0.0	0.0	0.0
Ischaemic Heart Disease (410-414)	0	0	0	0.0	0.0	0.0
Acute Myocardial Infarction (410)	0	0	0	0.0	0.0	0.0
Other Forms of Heart Disease (420-429)	0	0	0	0.0	0.0	0.0
Cerebrovascular Disease (430-438)	0	0	0	0.0	0.0	0.0
Diseases of The Arteries And Capillaries (440-448)	0	0	0	0.0	0.0	0.0

HISPANIC VITAL STATISTICS BY RACE, BY METROPOLITAN STATISTICAL AREA, 1988

ITEM	CHATTANOOGA MSA					
	NUMBER			RATE		
	Total	White	Black	Total	White	Black
Cause of Death (Continued)						
Diseases of The Respiratory System (460-519)	0	0	0	0.0	0.0	0.0
Influenza and Pneumonia (480-487)	0	0	0	0.0	0.0	0.0
Chronic Obstructive Pulmonary Disease (490-496)	0	0	0	0.0	0.0	0.0
Diseases of The Digestive System (520-579)	1	1	0	0.0	0.0	0.0
Chronic Liver Disease And Cirrhosis (571)	0	0	0	0.0	0.0	0.0
Disease of The Genitourinary System (580-629)	0	0	0	0.0	0.0	0.0
Complications Of Pregnancy, Childbirth, And The Puerperium (630-676)	0	0	0	0.0	0.0	0.0
Diseases Of The Skin (680-709)	0	0	0	0.0	0.0	0.0
Diseases Of The Musculoskeletal System (710-739)	0	0	0	0.0	0.0	0.0
Congenital Anomalies (740-759)	0	0	0	0.0	0.0	0.0
Certain Conditions Originating In The Perinatal Period (760-779)	0	0	0	0.0	0.0	0.0
Disorders Relating To Short Gestation (765)	0	0	0	0.0	0.0	0.0
Symptoms, Signs, and Ill Defined Conditions (780-799)	0	0	0	0.0	0.0	0.0
SIDS (798)	0	0	0	0.0	0.0	0.0
Injury And Poisoning (E800-E999)	0	0	0	0.0	0.0	0.0
Motor Vehicle Accidents (E810-E825)	0	0	0	0.0	0.0	0.0
All Other Accidents (E800-E807, E826-E949)	0	0	0	0.0	0.0	0.0
Suicides (E950-E959)	0	0	0	0.0	0.0	0.0
Homicides (E960-E969)	0	0	0	0.0	0.0	0.0

HISPANIC VITAL STATISTICS BY RACE, BY METROPOLITAN STATISTICAL AREA, 1988

ITEM	COLUMBUS MSA					
	NUMBER			RATE		
	Total	White	Black	Total	White	Black
TOTAL DEATHS	5	4	1	0.0	0.0	0.0
Lifestages						
INFANCY (<1)	0	0	0	0.0	0.0	0.0
NEONATAL	0	0	0	0.0	0.0	0.0
POST-NEONATAL	0	0	0	0.0	0.0	0.0
EARLY CHILDHOOD (1-4)	0	0	0	0.0	0.0	0.0
LATER CHILDHOOD (5-14)	0	0	0	0.0	0.0	0.0
ADOLESCENCE (15-19)	0	0	0	0.0	0.0	0.0
EARLY ADULTHOOD (20-29)	0	0	0	0.0	0.0	0.0
YOUNG ADULTHOOD (30-44)	1	0	1	0.0	0.0	0.0
MIDDLE ADULTHOOD (45-59)	0	0	0	0.0	0.0	0.0
LATER ADULTHOOD (60-74)	2	2	0	0.0	0.0	0.0
OLDER ADULTHOOD (>74)	2	2	0	0.0	0.0	0.0
Cause of Death						
Infectious and Parasitic Diseases (001-139)	0	0	0	0.0	0.0	0.0
Neoplasms (140-239)	1	1	0	0.0	0.0	0.0
Malignant Neoplasms (140-208)	1	1	0	0.0	0.0	0.0
Stomach (151)	0	0	0	0.0	0.0	0.0
Colon (153)	1	1	0	0.0	0.0	0.0
Pancreas (157)	0	0	0	0.0	0.0	0.0
Trachea, Bronchus and Lung (162)	0	0	0	0.0	0.0	0.0
Breast (174-175)	0	0	0	0.0	0.0	0.0
Ovary (183)	0	0	0	0.0	0.0	0.0
Prostate (185)	0	0	0	0.0	0.0	0.0
Leukemia (204-208)	0	0	0	0.0	0.0	0.0
All Other Malignant Sites	0	0	0	0.0	0.0	0.0
Endocrine, Nutritional and Metabolic Diseases (240-279)	0	0	0	0.0	0.0	0.0
Diabetes Mellitus (250)	0	0	0	0.0	0.0	0.0
Diseases of Blood and Blood-Forming Organs (280-289)	0	0	0	0.0	0.0	0.0
Mental Disorders (290-319)	0	0	0	0.0	0.0	0.0
Diseases of the Nervous System and Sense Organs (320-389)	0	0	0	0.0	0.0	0.0
Diseases of the Circulatory System (390-459)	1	1	0	0.0	0.0	0.0
Hypertensive Diseases (401-405)	0	0	0	0.0	0.0	0.0
Ischaemic Heart Disease (410-414)	1	1	0	0.0	0.0	0.0
Acute Myocardial Infarction (410)	0	0	0	0.0	0.0	0.0
Other Forms of Heart Disease (420-429)	0	0	0	0.0	0.0	0.0
Cerebrovascular Disease (430-438)	0	0	0	0.0	0.0	0.0
Diseases of The Arteries And Capillaries (440-448)	0	0	0	0.0	0.0	0.0

HISPANIC VITAL STATISTICS BY RACE, BY METROPOLITAN STATISTICAL AREA, 1988

ITEM	COLUMBUS MSA					
	NUMBER			RATE		
	Total	White	Black	Total	White	Black
Cause of Death (Continued)						
Diseases of The Respiratory System (460-519)	2	2	0	0.0	0.0	0.0
Influenza and Pneumonia (480-487)	0	0	0	0.0	0.0	0.0
Chronic Obstructive Pulmonary Disease (490-496)	2	2	0	0.0	0.0	0.0
Diseases of The Digestive System (520-579)	0	0	0	0.0	0.0	0.0
Chronic Liver Disease And Cirrhosis (571)	0	0	0	0.0	0.0	0.0
Disease of The Genitourinary System (580-629)	0	0	0	0.0	0.0	0.0
Complications Of Pregnancy, Childbirth, And The Puerperium (630-676)	0	0	0	0.0	0.0	0.0
Diseases Of The Skin (680-709)	0	0	0	0.0	0.0	0.0
Diseases Of The Musculoskeletal System (710-739)	0	0	0	0.0	0.0	0.0
Congenital Anomalies (740-759)	0	0	0	0.0	0.0	0.0
Certain Conditions Originating In The Perinatal Period (760-779)	0	0	0	0.0	0.0	0.0
Disorders Relating To Short Gestation (765)	0	0	0	0.0	0.0	0.0
Symptoms, Signs, and Ill Defined Conditions (780-799)	0	0	0	0.0	0.0	0.0
SIDS (798)	0	0	0	0.0	0.0	0.0
Injury And Poisoning (E800-E999)	1	0	1	0.0	0.0	0.0
Motor Vehicle Accidents (E810-E825)	0	0	0	0.0	0.0	0.0
All Other Accidents (E800-E807, E826-E949)	0	0	0	0.0	0.0	0.0
Suicides (E950-E959)	0	0	0	0.0	0.0	0.0
Homicides (E960-E969)	1	0	1	0.0	0.0	0.0

HISPANIC VITAL STATISTICS BY RACE, BY METROPOLITAN STATISTICAL AREA, 1988

ITEM	MACON MSA					
	NUMBER			RATE		
	Total	White	Black	Total	White	Black
TOTAL DEATHS	2	2	0	0.0	0.0	0.0
Lifestages						
INFANCY (<1)	0	0	0	0.0	0.0	0.0
NEONATAL	0	0	0	0.0	0.0	0.0
POST-NEONATAL	0	0	0	0.0	0.0	0.0
EARLY CHILDHOOD (1-4)	0	0	0	0.0	0.0	0.0
LATER CHILDHOOD (5-14)	0	0	0	0.0	0.0	0.0
ADOLESCENCE (15-19)	0	0	0	0.0	0.0	0.0
EARLY ADULTHOOD (20-29)	0	0	0	0.0	0.0	0.0
YOUNG ADULTHOOD (30-44)	0	0	0	0.0	0.0	0.0
MIDDLE ADULTHOOD (45-59)	1	1	0	0.0	0.0	0.0
LATER ADULTHOOD (60-74)	0	0	0	0.0	0.0	0.0
OLDER ADULTHOOD (>74)	1	1	0	0.0	0.0	0.0
Cause of Death						
Infectious and Parasitic Diseases (001-139)	0	0	0	0.0	0.0	0.0
Neoplasms (140-239)	1	1	0	0.0	0.0	0.0
Malignant Neoplasms (140-208)	1	1	0	0.0	0.0	0.0
Stomach (151)	0	0	0	0.0	0.0	0.0
Colon (153)	0	0	0	0.0	0.0	0.0
Pancreas (157)	0	0	0	0.0	0.0	0.0
Trachea, Bronchus and Lung (162)	0	0	0	0.0	0.0	0.0
Breast (174-175)	1	1	0	0.0	0.0	0.0
Ovary (183)	0	0	0	0.0	0.0	0.0
Prostate (185)	0	0	0	0.0	0.0	0.0
Leukemia (204-208)	0	0	0	0.0	0.0	0.0
All Other Malignant Sites	0	0	0	0.0	0.0	0.0
Endocrine, Nutritional and Metabolic Diseases (240-279)	1	1	0	0.0	0.0	0.0
Diabetes Mellitus (250)	1	1	0	0.0	0.0	0.0
Diseases of Blood and Blood-Forming Organs (280-289)	0	0	0	0.0	0.0	0.0
Mental Disorders (290-319)	0	0	0	0.0	0.0	0.0
Diseases of the Nervous System and Sense Organs (320-389)	0	0	0	0.0	0.0	0.0
Diseases of the Circulatory System (390-459)	0	0	0	0.0	0.0	0.0
Hypertensive Diseases (401-405)	0	0	0	0.0	0.0	0.0
Ischaemic Heart Disease (410-414)	0	0	0	0.0	0.0	0.0
Acute Myocardial Infarction (410)	0	0	0	0.0	0.0	0.0
Other Forms of Heart Disease (420-429)	0	0	0	0.0	0.0	0.0
Cerebrovascular Disease (430-438)	0	0	0	0.0	0.0	0.0
Diseases of The Arteries And Capillaries (440-448)	0	0	0	0.0	0.0	0.0

HISPANIC VITAL STATISTICS BY RACE, BY METROPOLITAN STATISTICAL AREA, 1988

ITEM	MACON MSA					
	NUMBER			RATE		
	Total	White	Black	Total	White	Black
Cause of Death (Continued)						
Diseases of The Respiratory System (460-519)	0	0	0	0.0	0.0	0.0
Influenza and Pneumonia (480-487)	0	0	0	0.0	0.0	0.0
Chronic Obstructive Pulmonary Disease (490-496)	0	0	0	0.0	0.0	0.0
Diseases of The Digestive System (520-579)	0	0	0	0.0	0.0	0.0
Chronic Liver Disease And Cirrhosis (571)	0	0	0	0.0	0.0	0.0
Disease of The Genitourinary System (580-629)	0	0	0	0.0	0.0	0.0
Complications Of Pregnancy, Childbirth, And The Puerperium (630-676)	0	0	0	0.0	0.0	0.0
Diseases Of The Skin (680-709)	0	0	0	0.0	0.0	0.0
Diseases Of The Musculoskeletal System (710-739)	0	0	0	0.0	0.0	0.0
Congenital Anomalies (740-759)	0	0	0	0.0	0.0	0.0
Certain Conditions Originating In The Perinatal Period (760-779)	0	0	0	0.0	0.0	0.0
Disorders Relating To Short Gestation (765)	0	0	0	0.0	0.0	0.0
Symptoms, Signs, and Ill Defined Conditions (780-799)	0	0	0	0.0	0.0	0.0
SIDS (798)	0	0	0	0.0	0.0	0.0
Injury And Poisoning (E800-E999)	0	0	0	0.0	0.0	0.0
Motor Vehicle Accidents (E810-E825)	0	0	0	0.0	0.0	0.0
All Other Accidents (E800-E807, E826-E949)	0	0	0	0.0	0.0	0.0
Suicides (E950-E959)	0	0	0	0.0	0.0	0.0
Homicides (E960-E969)	0	0	0	0.0	0.0	0.0

HISPANIC VITAL STATISTICS BY RACE, BY METROPOLITAN STATISTICAL AREA, 1988

ITEM	SAVANNAH MSA					
	NUMBER			RATE		
	Total	White	Black	Total	White	Black
TOTAL DEATHS	7	6	1	0.0	0.0	0.0
Lifestages						
INFANCY (<1)	0	0	0	0.0	0.0	0.0
NEONATAL	0	0	0	0.0	0.0	0.0
POST-NEONATAL	0	0	0	0.0	0.0	0.0
EARLY CHILDHOOD (1-4)	0	0	0	0.0	0.0	0.0
LATER CHILDHOOD (5-14)	0	0	0	0.0	0.0	0.0
ADOLESCENCE (15-19)	0	0	0	0.0	0.0	0.0
EARLY ADULTHOOD (20-29)	0	0	0	0.0	0.0	0.0
YOUNG ADULTHOOD (30-44)	1	1	0	0.0	0.0	0.0
MIDDLE ADULTHOOD (45-59)	0	0	0	0.0	0.0	0.0
LATER ADULTHOOD (60-74)	2	2	0	0.0	0.0	0.0
OLDER ADULTHOOD (>74)	4	3	1	0.0	0.0	0.0
Cause of Death						
Infectious and Parasitic Diseases (001-139)	0	0	0	0.0	0.0	0.0
Neoplasms (140-239)	0	0	0	0.0	0.0	0.0
Malignant Neoplasms (140-208)	0	0	0	0.0	0.0	0.0
Stomach (151)	0	0	0	0.0	0.0	0.0
Colon (153)	0	0	0	0.0	0.0	0.0
Pancreas (157)	0	0	0	0.0	0.0	0.0
Trachea, Bronchus and Lung (162)	0	0	0	0.0	0.0	0.0
Breast (174-175)	0	0	0	0.0	0.0	0.0
Ovary (183)	0	0	0	0.0	0.0	0.0
Prostate (185)	0	0	0	0.0	0.0	0.0
Leukemia (204-208)	0	0	0	0.0	0.0	0.0
All Other Malignant Sites	0	0	0	0.0	0.0	0.0
Endocrine, Nutritional and Metabolic Diseases (240-279)	1	1	0	0.0	0.0	0.0
Diabetes Mellitus (250)	1	1	0	0.0	0.0	0.0
Diseases of Blood and Blood-Forming Organs (280-289)	0	0	0	0.0	0.0	0.0
Mental Disorders (290-319)	0	0	0	0.0	0.0	0.0
Diseases of the Nervous System and Sense Organs (320-389)	1	1	0	0.0	0.0	0.0
Diseases of the Circulatory System (390-459)	2	2	0	0.0	0.0	0.0
Hypertensive Diseases (401-405)	0	0	0	0.0	0.0	0.0
Ischaemic Heart Disease (410-414)	1	1	0	0.0	0.0	0.0
Acute Myocardial Infarction (410)	0	0	0	0.0	0.0	0.0
Other Forms of Heart Disease (420-429)	0	0	0	0.0	0.0	0.0
Cerebrovascular Disease (430-438)	1	1	0	0.0	0.0	0.0
Diseases of The Arteries And Capillaries (440-448)	0	0	0	0.0	0.0	0.0

HISPANIC VITAL STATISTICS BY RACE, BY METROPOLITAN STATISTICAL AREA, 1988

ITEM	SAVANNAH MSA					
	NUMBER			RATE		
	Total	White	Black	Total	White	Black
Cause of Death (Continued)						
Diseases of The Respiratory System (460-519)	0	0	0	0.0	0.0	0.0
Influenza and Pneumonia (480-487)	0	0	0	0.0	0.0	0.0
Chronic Obstructive Pulmonary Disease (490-496)	0	0	0	0.0	0.0	0.0
Diseases of The Digestive System (520-579)	0	0	0	0.0	0.0	0.0
Chronic Liver Disease And Cirrhosis (571)	0	0	0	0.0	0.0	0.0
Disease of The Genitourinary System (580-629)	1	0	1	0.0	0.0	0.0
Complications Of Pregnancy, Childbirth, And The Puerperium (630-676)	0	0	0	0.0	0.0	0.0
Diseases Of The Skin (680-709)	0	0	0	0.0	0.0	0.0
Diseases Of The Musculoskeletal System (710-739)	0	0	0	0.0	0.0	0.0
Congenital Anomalies (740-759)	1	1	0	0.0	0.0	0.0
Certain Conditions Originating In The Perinatal Period (760-779)	0	0	0	0.0	0.0	0.0
Disorders Relating To Short Gestation (765)	0	0	0	0.0	0.0	0.0
Symptoms, Signs, and Ill Defined Conditions (780-799)	0	0	0	0.0	0.0	0.0
SIDS (798)	0	0	0	0.0	0.0	0.0
Injury And Poisoning (E800-E999)	1	1	0	0.0	0.0	0.0
Motor Vehicle Accidents (E810-E825)	1	1	0	0.0	0.0	0.0
All Other Accidents (E800-E807, E826-E949)	0	0	0	0.0	0.0	0.0
Suicides (E950-E959)	0	0	0	0.0	0.0	0.0
Homicides (E960-E969)	0	0	0	0.0	0.0	0.0

HISPANIC VITAL STATISTICS BY RACE, BY METROPOLITAN STATISTICAL AREA, 1988

ITEM	TOTAL MSA					
	NUMBER			RATE		
	Total	White	Black	Total	White	Black
TOTAL DEATHS	130	118	11	0.0	0.0	0.0
Lifestages						
INFANCY (<1)	3	3	0	0.0	0.0	0.0
NEONATAL	2	2	0	0.0	0.0	0.0
POST-NEONATAL	1	1	0	0.0	0.0	0.0
EARLY CHILDHOOD (1-4)	0	0	0	0.0	0.0	0.0
LATER CHILDHOOD (5-14)	0	0	0	0.0	0.0	0.0
ADOLESCENCE (15-19)	4	4	0	0.0	0.0	0.0
EARLY ADULTHOOD (20-29)	11	11	0	0.0	0.0	0.0
YOUNG ADULTHOOD (30-44)	20	18	2	0.0	0.0	0.0
MIDDLE ADULTHOOD (45-59)	19	15	3	0.0	0.0	0.0
LATER ADULTHOOD (60-74)	35	33	2	0.0	0.0	0.0
OLDER ADULTHOOD (>74)	38	34	4	0.0	0.0	0.0
Cause of Death						
Infectious and Parasitic Diseases (001-139)	3	3	0	0.0	0.0	0.0
Neoplasms (140-239)	26	23	3	0.0	0.0	0.0
Malignant Neoplasms (140-208)	26	23	3	0.0	0.0	0.0
Stomach (151)	1	0	1	0.0	0.0	0.0
Colon (153)	4	4	0	0.0	0.0	0.0
Pancreas (157)	1	1	0	0.0	0.0	0.0
Trachea, Bronchus and Lung (162)	6	6	0	0.0	0.0	0.0
Breast (174-175)	5	4	1	0.0	0.0	0.0
Ovary (183)	2	2	0	0.0	0.0	0.0
Prostate (185)	0	0	0	0.0	0.0	0.0
Leukemia (204-208)	1	1	0	0.0	0.0	0.0
All Other Malignant Sites	6	5	1	0.0	0.0	0.0
Endocrine, Nutritional and Metabolic Diseases (240-279)	6	5	1	0.0	0.0	0.0
Diabetes Mellitus (250)	5	4	1	0.0	0.0	0.0
Diseases of Blood and Blood-Forming Organs (280-289)	1	1	0	0.0	0.0	0.0
Mental Disorders (290-319)	2	2	0	0.0	0.0	0.0
Diseases of the Nervous System and Sense Organs (320-389)	3	3	0	0.0	0.0	0.0
Diseases of the Circulatory System (390-459)	39	37	1	0.0	0.0	0.0
Hypertensive Diseases (401-405)	2	2	0	0.0	0.0	0.0
Ischaemic Heart Disease (410-414)	22	20	1	0.0	0.0	0.0
Acute Myocardial Infarction (410)	14	13	1	0.0	0.0	0.0
Other Forms of Heart Disease (420-429)	9	9	0	0.0	0.0	0.0
Cerebrovascular Disease (430-438)	4	4	0	0.0	0.0	0.0
Diseases of The Arteries And Capillaries (440-448)	1	1	0	0.0	0.0	0.0

HISPANIC VITAL STATISTICS BY RACE, BY METROPOLITAN STATISTICAL AREA, 1988

ITEM	TOTAL MSA					
	NUMBER			RATE		
	Total	White	Black	Total	White	Black
Cause of Death (Continued)						
Diseases of The Respiratory System (460-519)	6	5	1	0.0	0.0	0.0
Influenza and Pneumonia (480-487)	0	0	0	0.0	0.0	0.0
Chronic Obstructive Pulmonary Disease (490-496)	5	5	0	0.0	0.0	0.0
Diseases of The Digestive System (520-579)	4	4	0	0.0	0.0	0.0
Chronic Liver Disease And Cirrhosis (571)	1	1	0	0.0	0.0	0.0
Disease of The Genitourinary System (580-629)	4	2	2	0.0	0.0	0.0
Complications Of Pregnancy, Childbirth, And The Puerperium (630-676)	0	0	0	0.0	0.0	0.0
Diseases Of The Skin (680-709)	0	0	0	0.0	0.0	0.0
Diseases Of The Musculoskeletal System (710-739)	1	1	0	0.0	0.0	0.0
Congenital Anomalies (740-759)	2	2	0	0.0	0.0	0.0
Certain Conditions Originating In The Perinatal Period (760-779)	2	2	0	0.0	0.0	0.0
Disorders Relating To Short Gestation (765)	0	0	0	0.0	0.0	0.0
Symptoms, Signs, and Ill Defined Conditions (780-799)	0	0	0	0.0	0.0	0.0
SIDS (798)	0	0	0	0.0	0.0	0.0
Injury And Poisoning (E800-E999)	31	28	3	0.0	0.0	0.0
Motor Vehicle Accidents (E810-E825)	17	17	0	0.0	0.0	0.0
All Other Accidents (E800-E807, E826-E949)	1	1	0	0.0	0.0	0.0
Suicides (E950-E959)	1	1	0	0.0	0.0	0.0
Homicides (E960-E969)	12	9	3	0.0	0.0	0.0

HISPANIC VITAL STATISTICS BY RACE, BY METROPOLITAN STATISTICAL AREA, 1988

ITEM	TOTAL NON-MSA					
	NUMBER			RATE		
	Total	White	Black	Total	White	Black
TOTAL DEATHS	32	28	3	0.0	0.0	0.0
Lifestages						
INFANCY (<1)	2	2	0	0.0	0.0	0.0
NEONATAL	2	2	0	0.0	0.0	0.0
POST-NEONATAL	0	0	0	0.0	0.0	0.0
EARLY CHILDHOOD (1-4)	0	0	0	0.0	0.0	0.0
LATER CHILDHOOD (5-14)	2	2	0	0.0	0.0	0.0
ADOLESCENCE (15-19)	2	2	0	0.0	0.0	0.0
EARLY ADULTHOOD (20-29)	7	6	0	0.0	0.0	0.0
YOUNG ADULTHOOD (30-44)	5	4	1	0.0	0.0	0.0
MIDDLE ADULTHOOD (45-59)	3	2	1	0.0	0.0	0.0
LATER ADULTHOOD (60-74)	5	5	0	0.0	0.0	0.0
OLDER ADULTHOOD (>74)	6	5	1	0.0	0.0	0.0
Cause of Death						
Infectious and Parasitic Diseases (001-139)	2	2	0	0.0	0.0	0.0
Neoplasms (140-239)	3	3	0	0.0	0.0	0.0
Malignant Neoplasms (140-208)	2	2	0	0.0	0.0	0.0
Stomach (151)	0	0	0	0.0	0.0	0.0
Colon (153)	0	0	0	0.0	0.0	0.0
Pancreas (157)	0	0	0	0.0	0.0	0.0
Trachea, Bronchus and Lung (162)	1	1	0	0.0	0.0	0.0
Breast (174-175)	0	0	0	0.0	0.0	0.0
Ovary (183)	0	0	0	0.0	0.0	0.0
Prostate (185)	0	0	0	0.0	0.0	0.0
Leukemia (204-208)	1	1	0	0.0	0.0	0.0
All Other Malignant Sites	0	0	0	0.0	0.0	0.0
Endocrine, Nutritional and Metabolic Diseases (240-279)	1	1	0	0.0	0.0	0.0
Diabetes Mellitus (250)	0	0	0	0.0	0.0	0.0
Diseases of Blood and Blood-Forming Organs (280-289)	0	0	0	0.0	0.0	0.0
Mental Disorders (290-319)	0	0	0	0.0	0.0	0.0
Diseases of the Nervous System and Sense Organs (320-389)	0	0	0	0.0	0.0	0.0
Diseases of the Circulatory System (390-459)	9	6	3	0.0	0.0	0.0
Hypertensive Diseases (401-405)	1	1	0	0.0	0.0	0.0
Ischaemic Heart Disease (410-414)	4	1	3	0.0	0.0	0.0
Acute Myocardial Infarction (410)	4	1	3	0.0	0.0	0.0
Other Forms of Heart Disease (420-429)	2	2	0	0.0	0.0	0.0
Cerebrovascular Disease (430-438)	2	2	0	0.0	0.0	0.0
Diseases of The Arteries And Capillaries (440-448)	0	0	0	0.0	0.0	0.0

HISPANIC VITAL STATISTICS BY RACE, BY METROPOLITAN STATISTICAL AREA, 1988

ITEM	TOTAL NON-MSA					
	NUMBER			RATE		
	Total	White	Black	Total	White	Black
Cause of Death (Continued)						
Diseases of The Respiratory System (460-519)						
Influenza and Pneumonia (480-487)	1	1	0	0.0	0.0	0.0
Chronic Obstructive Pulmonary Disease (490-496)	1	1	0	0.0	0.0	0.0
Disease (490-496)	0	0	0	0.0	0.0	0.0
Diseases of The Digestive System (520-579)						
Chronic Liver Disease And Cirrhosis (571)	2	2	0	0.0	0.0	0.0
(571)	1	1	0	0.0	0.0	0.0
Disease of The Genitourinary System (580-629)						
(580-629)	0	0	0	0.0	0.0	0.0
Complications Of Pregnancy, Childbirth, And The Puerperium (630-676)						
(630-676)	0	0	0	0.0	0.0	0.0
Diseases Of The Skin (680-709)						
(680-709)	0	0	0	0.0	0.0	0.0
Diseases Of The Musculoskeletal System (710-739)						
(710-739)	0	0	0	0.0	0.0	0.0
Congenital Anomalies (740-759)						
(740-759)	0	0	0	0.0	0.0	0.0
Certain Conditions Originating In The Perinatal Period (760-779)						
Disorders Relating To Short Gestation (765)	2	2	0	0.0	0.0	0.0
(765)	0	0	0	0.0	0.0	0.0
Symptoms, Signs, and Ill Defined Conditions (780-799)						
SIDS (798)	1	1	0	0.0	0.0	0.0
(798)	0	0	0	0.0	0.0	0.0
Injury And Poisoning (E800-E999)						
Motor Vehicle Accidents (E810-E825)	11	10	0	0.0	0.0	0.0
(E810-E825)	3	3	0	0.0	0.0	0.0
All Other Accidents (E800-E807, E826-E949)	4	4	0	0.0	0.0	0.0
(E800-E807, E826-E949)	1	0	0	0.0	0.0	0.0
Suicides (E950-E959)	1	0	0	0.0	0.0	0.0
(E950-E959)	3	3	0	0.0	0.0	0.0
Homicides (E960-E969)	3	3	0	0.0	0.0	0.0
(E960-E969)						

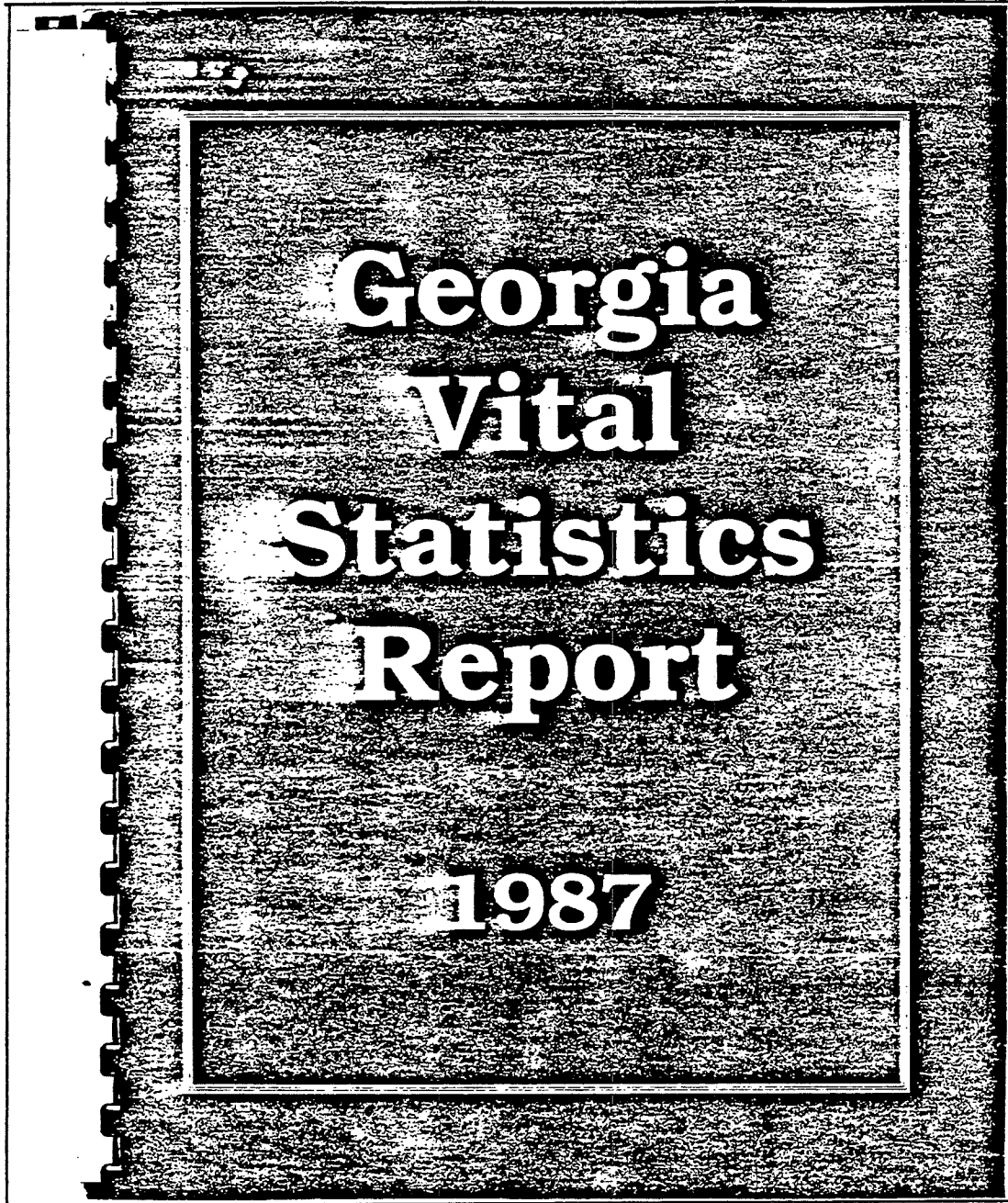


FIGURE 7

1988 Population Projections

APPLING

ATKINSON

Age Group	Grand Total	Total White	White Male	White Female	Total Black	Black Male	Black Female
00-04	1525	1107	586	521	418	196	222
05-09	1692	1242	604	638	450	231	219
10-14	1715	1261	650	611	454	256	198
15-19	1697	1271	648	623	426	213	213
20-24	1474	1152	559	593	322	159	163
25-29	1360	1096	553	543	264	114	150
30-34	1245	1014	540	474	231	108	123
35-39	1087	911	440	471	176	81	95
40-44	909	791	380	411	118	58	60
45-49	755	662	331	331	93	30	63
50-54	805	675	345	330	130	53	77
55-59	776	637	313	324	139	61	78
60-64	716	635	290	345	81	41	40
65-69	663	556	244	312	107	45	62
70-74	491	411	174	237	80	45	35
75-79	337	284	110	174	53	20	33
80-84	182	155	55	100	27	11	16
85 up	133	109	43	66	24	9	15
Total	17562	13969	6865	7104	3593	1731	1862

Age Group	Grand Total	Total White	White Male	White Female	Total Black	Black Male	Black Female
00-04	602	384	194	190	218	103	115
05-09	579	377	215	162	202	101	101
10-14	705	476	251	225	229	117	112
15-19	757	493	259	234	264	153	111
20-24	523	362	172	190	161	73	88
25-29	506	373	191	182	133	58	75
30-34	448	355	191	164	93	48	45
35-39	416	321	139	182	95	44	51
40-44	385	294	151	143	91	36	55
45-49	294	228	110	118	66	30	36
50-54	303	220	112	108	83	36	47
55-59	310	241	114	127	69	33	36
60-64	318	254	103	151	64	31	33
65-69	336	269	122	147	67	36	31
70-74	216	173	65	108	43	18	25
75-79	133	113	52	61	20	12	8
80-84	71	57	24	33	14	5	9
85 up	37	28	9	19	9	4	5
Total	6939	5018	2474	2544	1921	938	983

BACON

BAKER

Age Group	Grand Total	Total White	White Male	White Female	Total Black	Black Male	Black Female
00-04	924	715	372	343	209	100	109
05-09	942	767	377	390	175	82	93
10-14	928	732	352	380	196	91	105
15-19	917	711	343	368	206	104	102
20-24	750	630	313	317	120	47	73
25-29	766	654	313	341	112	50	62
30-34	701	628	312	316	73	24	49
35-39	578	516	267	249	62	28	34
40-44	489	430	197	233	59	31	28
45-49	480	432	197	235	48	24	24
50-54	509	448	202	246	61	24	37
55-59	498	462	215	247	36	12	24
60-64	456	411	194	217	45	14	31
65-69	455	410	175	235	45	25	20
70-74	317	282	129	153	35	17	18
75-79	226	204	58	146	22	9	13
80-84	109	93	23	70	16	6	10
85 up	64	53	21	32	11	2	9
Total	10109	8578	4060	4518	1531	690	841

Age Group	Grand Total	Total White	White Male	White Female	Total Black	Black Male	Black Female
00-04	350	134	73	61	216	101	115
05-09	344	143	69	74	201	98	103
10-14	346	152	84	68	194	97	97
15-19	405	169	85	84	236	115	121
20-24	322	148	68	80	174	76	98
25-29	259	126	63	63	133	64	69
30-34	263	138	75	63	125	63	62
35-39	212	129	64	65	83	39	44
40-44	155	83	45	38	72	27	45
45-49	167	100	49	51	67	26	41
50-54	192	110	48	62	82	44	38
55-59	180	109	56	53	71	37	34
60-64	161	97	46	51	64	25	39
65-69	203	112	55	57	91	29	62
70-74	144	88	28	60	56	16	40
75-79	113	63	21	42	50	18	32
80-84	41	22	3	19	19	7	12
85 up	45	27	11	16	18	7	11
Total	3902	1950	943	1007	1952	889	1063

1988 Population Projections

BALDWIN

Age Group	Grand Total	Total White	White Male	White Female	Total Black	Black Male	Black Female
00-04	2861	1511	794	717	1350	712	638
05-09	3034	1635	859	776	1399	676	723
10-14	3336	1733	867	866	1603	813	790
15-19	4710	2590	1455	1135	2120	1194	926
20-24	4435	2738	1391	1347	1697	839	858
25-29	3387	2108	1065	1043	1279	603	676
30-34	3102	2023	1023	1000	1079	471	608
35-39	2436	1635	828	807	801	365	436
40-44	2099	1412	710	702	687	326	361
45-49	1937	1321	637	684	616	283	333
50-54	1950	1363	665	698	587	272	315
55-59	1946	1382	686	696	564	263	301
60-64	1752	1245	612	633	507	250	257
65-69	1486	992	449	543	494	216	278
70-74	1084	783	312	471	301	117	184
75-79	778	547	199	348	231	88	143
80-84	449	305	95	210	144	45	99
85 up	353	229	59	170	124	27	97
Total	41135	25552	12706	12846	15583	7560	8023

BANKS

Age Group	Grand Total	Total White	White Male	White Female	Total Black	Black Male	Black Female
00-04	710	665	333	332	45	22	23
05-09	793	741	375	366	52	21	31
10-14	790	730	390	340	60	21	39
15-19	854	802	425	377	52	36	16
20-24	772	721	368	353	51	28	23
25-29	748	711	343	368	37	14	23
30-34	741	700	368	332	41	27	14
35-39	659	626	303	323	33	16	17
40-44	526	508	260	248	18	8	10
45-49	438	424	210	214	14	5	9
50-54	460	445	219	226	15	7	8
55-59	480	465	231	234	15	1	14
60-64	428	409	176	233	19	11	8
65-69	385	364	179	185	21	7	14
70-74	351	345	153	192	6	6	0
75-79	205	200	73	127	5	4	1
80-84	99	98	42	56	1	0	1
85 up	87	83	32	51	4	2	2
Total	9526	9037	4480	4557	489	236	253

BARROW

Age Group	Grand Total	Total White	White Male	White Female	Total Black	Black Male	Black Female
00-04	1950	1623	853	770	327	170	157
05-09	2261	1808	922	886	453	232	221
10-14	2281	1856	963	893	425	177	248
15-19	2236	1830	883	947	406	198	208
20-24	2063	1720	845	875	343	159	184
25-29	1903	1619	790	829	284	134	150
30-34	1969	1700	860	840	269	124	145
35-39	1616	1384	696	688	232	106	126
40-44	1316	1131	569	562	185	89	96
45-49	1282	1130	550	580	152	64	88
50-54	1231	1085	520	565	146	63	83
55-59	1155	1040	480	560	115	44	71
60-64	1149	1023	473	550	126	52	74
65-69	1054	948	355	593	106	50	56
70-74	830	738	280	458	92	48	44
75-79	606	539	214	325	67	27	40
80-84	326	295	87	208	31	13	18
85 up	222	189	40	149	33	7	26
Total	25450	21658	10380	11278	3792	1757	2035

BARTOW

Age Group	Grand Total	Total White	White Male	White Female	Total Black	Black Male	Black Female
00-04	3640	3199	1703	1496	441	219	222
05-09	4415	3858	1991	1867	557	280	277
10-14	4731	4038	2137	1901	693	339	354
15-19	4349	3699	1864	1835	650	341	309
20-24	3856	3395	1660	1735	461	203	258
25-29	3847	3385	1631	1754	462	210	252
30-34	3821	3416	1657	1759	405	196	209
35-39	3271	2927	1449	1478	344	148	196
40-44	2794	2502	1260	1242	292	136	156
45-49	2462	2199	1088	1111	263	112	151
50-54	2487	2226	1052	1174	261	110	151
55-59	2391	2159	1017	1142	232	98	134
60-64	2067	1869	860	1009	198	82	116
65-69	1969	1754	737	1017	215	82	133
70-74	1406	1255	521	734	151	63	88
75-79	857	738	264	474	119	45	74
80-84	479	421	131	290	58	19	39
85 up	323	279	87	192	44	13	31
Total	49165	43319	21109	22210	5846	2696	3150

1988 Population Projections

BEN HILL

Age Group	Grand Total	Total White	White Male	White Female	Total Black	Black Male	Black Female
00-04	1548	956	504	452	592	290	302
05-09	1540	1000	518	482	540	268	272
10-14	1451	933	482	451	518	257	261
15-19	1522	947	466	481	575	288	287
20-24	1416	923	423	500	493	185	308
25-29	1475	1019	499	520	456	203	253
30-34	1225	927	463	464	298	125	173
35-39	1002	773	387	386	229	104	125
40-44	851	627	306	321	224	92	132
45-49	758	567	264	303	191	66	125
50-54	895	684	299	385	211	92	119
55-59	915	703	336	367	212	87	125
60-64	901	678	309	369	223	95	128
65-69	945	664	292	372	281	100	181
70-74	708	501	174	327	207	90	117
75-79	458	334	118	216	124	48	76
80-84	250	192	64	128	58	26	32
85 up	177	123	30	93	54	23	31
Total	18037	12551	5934	6617	5486	2439	3047

BERRIEN

Age Group	Grand Total	Total White	White Male	White Female	Total Black	Black Male	Black Female
00-04	1090	894	448	446	196	100	96
05-09	1238	1045	558	487	193	101	92
10-14	1217	1040	523	517	177	87	90
15-19	1388	1164	593	571	224	97	127
20-24	1153	963	482	481	190	84	106
25-29	1060	903	454	449	157	65	92
30-34	1045	931	438	493	114	57	57
35-39	859	790	421	369	69	32	37
40-44	799	724	362	362	75	37	38
45-49	724	660	330	330	64	23	41
50-54	691	631	301	330	60	32	28
55-59	662	590	277	313	72	32	40
60-64	755	688	317	371	67	29	38
65-69	697	617	289	328	80	37	43
70-74	552	492	203	289	60	26	34
75-79	399	349	132	217	50	15	35
80-84	181	167	57	110	14	3	11
85 up	123	104	26	78	19	3	16
Total	14633	12752	6211	6541	1881	860	1021

BIBB

Age Group	Grand Total	Total White	White Male	White Female	Total Black	Black Male	Black Female
00-04	11958	5952	3098	2854	6006	3068	2938
05-09	13075	6842	3549	3293	6233	3091	3142
10-14	13399	7154	3639	3515	6245	3059	3186
15-19	15236	8321	4082	4239	6915	3323	3592
20-24	14862	8849	4241	4608	6013	2621	3392
25-29	13745	8292	4126	4166	5453	2506	2947
30-34	12385	7794	3892	3902	4591	2095	2496
35-39	9360	6155	3016	3139	3205	1410	1795
40-44	7906	5083	2460	2623	2823	1215	1608
45-49	8014	5219	2497	2722	2795	1204	1591
50-54	8522	5906	2764	3142	2616	1100	1516
55-59	8449	6015	2743	3272	2434	1071	1363
60-64	7411	5113	2320	2793	2298	937	1361
65-69	6860	4485	1850	2635	2375	895	1480
70-74	5140	3548	1325	2223	1592	589	1003
75-79	3487	2396	737	1659	1091	388	703
80-84	1854	1272	311	961	582	149	433
85 up	1405	966	230	736	439	84	355
Total	163068	99362	46880	52482	63706	28805	34901

BLECKLEY

Age Group	Grand Total	Total White	White Male	White Female	Total Black	Black Male	Black Female
00-04	733	497	258	239	236	102	134
05-09	770	551	289	262	219	117	102
10-14	909	646	360	286	263	128	135
15-19	1476	1055	575	480	421	197	224
20-24	956	704	379	325	252	103	149
25-29	682	503	246	257	179	80	99
30-34	712	577	288	289	135	58	77
35-39	617	508	240	268	109	56	53
40-44	577	483	248	235	94	31	63
45-49	577	503	246	257	74	34	40
50-54	521	427	213	214	94	35	59
55-59	516	427	214	213	89	39	50
60-64	496	409	173	236	87	30	57
65-69	513	428	167	261	85	44	41
70-74	389	307	119	188	82	34	48
75-79	292	245	76	169	47	16	31
80-84	128	113	28	85	15	3	12
85 up	86	68	19	49	18	3	15
Total	10950	8451	4138	4313	2499	1110	1389

1988 Population Projections

BROOKS

BRANTLEY

Age Group	Grand Total	Total White	White Male	White Female	Total Black	Black Male	Black Female
00-04	829	766	401	365	63	31	32
05-09	995	911	441	470	84	41	43
10-14	1041	959	457	502	82	33	49
15-19	932	866	453	413	66	27	39
20-24	746	699	315	384	47	21	26
25-29	788	741	370	371	47	18	29
30-34	818	766	360	406	52	25	27
35-39	623	600	304	296	23	14	9
40-44	550	515	264	251	35	19	16
45-49	507	480	251	229	27	10	17
50-54	455	420	217	203	35	13	22
55-59	390	360	160	200	30	19	11
60-64	350	330	169	161	20	9	11
65-69	376	355	152	203	21	9	12
70-74	315	297	134	163	18	7	11
75-79	174	153	61	92	21	14	7
80-84	78	72	25	47	6	1	5
85 up	45	40	14	26	5	0	5
Total	10012	9330	4548	4782	682	311	371

Age Group	Grand Total	Total White	White Male	White Female	Total Black	Black Male	Black Female
00-04	1357	598	313	285	759	401	358
05-09	1475	639	326	313	836	421	415
10-14	1666	693	346	347	973	459	514
15-19	1543	714	385	329	829	396	433
20-24	1211	661	309	352	550	246	304
25-29	1070	588	318	270	482	222	260
30-34	982	600	306	294	382	156	226
35-39	794	502	227	275	292	113	179
40-44	728	475	222	253	253	103	150
45-49	716	453	230	223	263	108	155
50-54	774	499	228	271	275	111	164
55-59	796	499	250	249	297	121	176
60-64	755	470	208	262	285	121	164
65-69	836	546	254	292	290	129	161
70-74	680	443	174	269	237	108	129
75-79	475	288	100	188	187	71	116
80-84	296	218	71	147	78	32	46
85 up	223	158	47	111	65	18	47
Total	16377	9044	4314	4730	7333	3336	3997

BULLOCH

BRYAN

Age Group	Grand Total	Total White	White Male	White Female	Total Black	Black Male	Black Female
00-04	1176	871	430	441	305	149	156
05-09	1144	879	475	404	265	136	129
10-14	1216	902	443	459	314	171	143
15-19	1177	832	379	453	345	171	174
20-24	957	717	333	384	240	112	128
25-29	1068	862	410	452	206	94	112
30-34	972	837	437	400	135	62	73
35-39	813	697	363	334	116	52	64
40-44	625	496	253	243	129	50	79
45-49	532	440	210	230	92	48	44
50-54	585	479	237	242	106	52	54
55-59	531	427	216	211	104	50	54
60-64	444	360	197	163	84	43	41
65-69	392	301	136	165	91	47	44
70-74	302	234	109	125	68	25	43
75-79	151	106	42	64	45	13	32
80-84	75	48	18	30	27	8	19
85 up	57	41	12	29	16	6	10
Total	12217	9529	4700	4829	2688	1289	1399

Age Group	Grand Total	Total White	White Male	White Female	Total Black	Black Male	Black Female
00-04	2743	1673	863	810	1070	533	537
05-09	2953	1794	938	856	1159	611	548
10-14	3096	1915	984	931	1181	594	587
15-19	5104	3704	1739	1965	1400	652	748
20-24	5445	4321	2189	2132	1124	526	598
25-29	3121	2260	1177	1083	861	399	462
30-34	2571	1934	990	944	637	316	321
35-39	2057	1549	786	763	508	229	279
40-44	1806	1378	698	680	428	192	236
45-49	1663	1267	630	637	396	174	222
50-54	1525	1168	556	612	357	144	213
55-59	1492	1131	564	567	361	159	202
60-64	1511	1166	515	651	345	141	204
65-69	1548	1182	543	639	366	167	199
70-74	1164	898	348	550	266	125	141
75-79	736	584	232	352	152	67	85
80-84	453	371	108	263	82	26	56
85 up	320	247	90	157	73	20	53
Total	39308	28542	13950	14592	10766	5075	5691

1988 Population Projections

BURKE

Age Group	Grand Total	Total White	White Male	White Female	Total Black	Black Male	Black Female
00-04	2062	774	371	403	1288	651	637
05-09	2109	860	459	401	1249	635	614
10-14	2133	825	413	412	1308	686	622
15-19	2195	766	408	358	1429	709	720
20-24	1871	770	394	376	1101	522	579
25-29	1716	808	396	412	908	413	495
30-34	1382	748	394	354	634	294	340
35-39	1119	638	336	302	481	192	289
40-44	896	528	268	260	368	157	211
45-49	904	541	266	275	363	139	224
50-54	969	550	269	281	419	174	245
55-59	983	555	274	281	428	174	254
60-64	977	521	257	264	456	206	250
65-69	847	400	171	229	447	186	261
70-74	621	271	98	173	350	133	217
75-79	477	232	81	151	245	79	166
80-84	287	148	38	110	139	49	90
85 up	204	99	27	72	105	38	67
Total	21752	10034	4920	5114	11718	5437	6281

BUTTS

Age Group	Grand Total	Total White	White Male	White Female	Total Black	Black Male	Black Female
00-04	1207	597	332	265	610	315	295
05-09	1251	653	339	314	598	293	305
10-14	1324	686	333	353	638	304	334
15-19	1665	882	480	402	783	448	335
20-24	1596	857	509	348	739	442	297
25-29	1383	779	442	337	604	356	248
30-34	1159	742	403	339	417	244	173
35-39	949	614	319	295	335	175	160
40-44	758	519	275	244	239	112	127
45-49	783	543	279	264	240	88	152
50-54	706	488	249	239	218	93	125
55-59	721	528	260	268	193	91	102
60-64	672	474	230	244	198	92	106
65-69	601	458	204	254	143	63	80
70-74	468	340	128	212	128	46	82
75-79	330	240	95	145	90	34	56
80-84	227	174	63	111	53	21	32
85 up	164	116	26	90	48	9	39
Total	15964	9690	4966	4724	6274	3226	3048

CALHOUN

Age Group	Grand Total	Total White	White Male	White Female	Total Black	Black Male	Black Female
00-04	477	161	80	81	316	160	156
05-09	485	164	81	83	321	171	150
10-14	576	203	100	103	373	194	179
15-19	617	205	108	97	412	201	211
20-24	482	167	85	82	315	143	172
25-29	394	169	100	69	225	106	119
30-34	336	171	82	89	165	77	88
35-39	258	134	64	70	124	57	67
40-44	245	129	69	60	116	44	72
45-49	269	133	53	80	136	57	79
50-54	318	146	68	78	172	64	108
55-59	278	160	73	87	118	53	65
60-64	275	143	68	75	132	58	74
65-69	261	110	46	64	151	61	90
70-74	241	108	42	66	133	44	89
75-79	189	90	30	60	99	39	60
80-84	95	51	15	36	44	17	27
85 up	58	23	6	17	35	11	24
Total	5854	2467	1170	1297	3387	1557	1830

CAMDEN

Age Group	Grand Total	Total White	White Male	White Female	Total Black	Black Male	Black Female
00-04	1529	1023	561	462	506	270	236
05-09	1650	1025	499	526	625	309	316
10-14	1693	1049	521	528	644	336	308
15-19	1879	1129	551	578	750	379	371
20-24	1764	1231	644	587	533	263	270
25-29	1387	953	475	478	434	196	238
30-34	1329	962	479	483	367	174	193
35-39	1147	855	456	399	292	134	158
40-44	981	719	345	374	262	128	134
45-49	877	630	329	301	247	100	147
50-54	832	624	318	306	208	99	109
55-59	794	539	258	281	255	119	136
60-64	682	446	213	233	236	117	119
65-69	521	359	172	187	162	75	87
70-74	425	266	118	148	159	70	89
75-79	218	133	54	79	85	47	38
80-84	128	71	26	45	57	21	36
85 up	103	54	16	38	49	11	38
Total	17939	12068	6035	6033	5871	2848	3023

1988 Population Projections

CANDLER

Age Group	Grand Total	Total White	White Male	White Female	Total Black	Black Male	Black Female
00-04	519	277	136	141	242	115	127
05-09	636	387	186	201	249	125	124
10-14	660	395	211	184	265	136	129
15-19	652	397	207	190	255	132	123
20-24	516	336	181	155	180	83	97
25-29	531	331	172	159	200	101	99
30-34	508	369	183	186	139	60	79
35-39	415	323	171	152	92	39	53
40-44	335	245	114	131	90	32	58
45-49	321	230	104	126	91	39	52
50-54	368	278	119	159	90	39	51
55-59	375	290	133	157	85	37	48
60-64	432	320	152	168	112	52	60
65-69	509	384	159	225	125	41	84
70-74	395	271	117	154	124	63	61
75-79	257	183	68	115	74	29	45
80-84	165	126	47	79	39	13	26
85 up	101	71	24	47	30	8	22
Total	7695	5213	2484	2729	2482	1144	1338

CARROLL

Age Group	Grand Total	Total White	White Male	White Female	Total Black	Black Male	Black Female
00-04	4812	3769	1941	1828	1043	528	515
05-09	5559	4387	2250	2137	1172	606	566
10-14	5796	4454	2289	2165	1342	660	682
15-19	6923	5253	2595	2658	1670	737	933
20-24	6394	5082	2503	2579	1312	576	736
25-29	5307	4412	2178	2234	895	408	487
30-34	4986	4184	2102	2082	802	354	448
35-39	4259	3644	1878	1766	615	293	322
40-44	3557	3046	1537	1509	511	239	272
45-49	3062	2668	1335	1333	394	185	209
50-54	2836	2444	1199	1245	392	157	235
55-59	2760	2446	1121	1325	314	111	203
60-64	2756	2447	1101	1346	309	144	165
65-69	2629	2309	973	1336	320	123	197
70-74	2039	1809	758	1051	230	110	120
75-79	1388	1240	468	772	148	52	96
80-84	777	686	239	447	91	27	64
85 up	537	501	141	360	36	12	24
Total	66377	54781	26608	28173	11596	5322	6274

CATOOSA

Age Group	Grand Total	Total White	White Male	White Female	Total Black	Black Male	Black Female
00-04	3082	3029	1581	1448	53	23	30
05-09	3626	3584	1868	1716	42	17	25
10-14	3573	3527	1788	1739	46	23	23
15-19	3696	3645	1833	1812	51	24	27
20-24	3243	3189	1512	1677	54	30	24
25-29	3314	3266	1544	1722	48	19	29
30-34	3610	3570	1691	1879	40	18	22
35-39	2993	2963	1444	1519	30	11	19
40-44	2531	2494	1244	1250	37	20	17
45-49	2318	2287	1111	1176	31	12	19
50-54	2151	2143	1046	1097	8	7	1
55-59	1808	1795	848	947	13	6	7
60-64	1548	1536	690	846	12	4	8
65-69	1666	1643	749	894	23	9	14
70-74	1307	1299	526	773	8	1	7
75-79	733	726	261	465	7	3	4
80-84	448	435	148	287	13	7	6
85 up	212	200	68	132	12	6	6
Total	41859	41331	19952	21379	528	240	288

CHARLTON

Age Group	Grand Total	Total White	White Male	White Female	Total Black	Black Male	Black Female
00-04	721	458	217	241	263	134	129
05-09	755	458	242	216	297	144	153
10-14	882	554	272	282	328	163	165
15-19	902	597	300	297	305	149	156
20-24	659	436	197	239	223	120	103
25-29	562	417	200	217	145	59	86
30-34	508	384	165	219	124	52	72
35-39	486	395	218	177	91	43	48
40-44	438	330	160	170	108	45	63
45-49	403	309	152	157	94	49	45
50-54	355	268	144	124	87	41	46
55-59	316	249	105	144	67	30	37
60-64	319	249	131	118	70	27	43
65-69	352	251	116	135	101	50	51
70-74	251	192	84	108	59	19	40
75-79	168	123	46	77	45	21	24
80-84	81	67	26	41	14	4	10
85 up	73	48	14	34	25	6	19
Total	8231	5785	2789	2996	2446	1156	1290

1988 Population Projections

CHATHAM

Age Group	Grand Total	Total White	White Male	White Female	Total Black	Black Male	Black Female
00-04	18014	9266	4717	4549	8748	4433	4315
05-09	17348	9170	4728	4442	8178	4174	4004
10-14	17779	9255	4839	4416	8524	4209	4315
15-19	20833	11246	5744	5502	9587	4721	4866
20-24	21563	12570	6401	6169	8993	4316	4677
25-29	19398	12105	6036	6069	7293	3363	3930
30-34	16884	10870	5618	5252	6014	2767	3247
35-39	12606	8494	4278	4216	4112	1777	2335
40-44	10479	6925	3464	3461	3554	1511	2043
45-49	10103	6683	3296	3387	3420	1465	1955
50-54	11015	7517	3496	4021	3498	1472	2026
55-59	11059	7525	3483	4042	3534	1521	2013
60-64	10029	6645	3011	3634	3384	1379	2005
65-69	9555	6106	2643	3463	3449	1443	2006
70-74	7216	4629	1840	2789	2587	1004	1583
75-79	4723	3046	1007	2039	1677	640	1037
80-84	2545	1748	450	1298	797	270	527
85 up	1829	1209	276	933	620	184	436
Total	222978	135009	65327	69682	87969	40649	47320

CHATTAHOOCHEE

Age Group	Grand Total	Total White	White Male	White Female	Total Black	Black Male	Black Female
00-04	2287	1432	734	698	855	456	399
05-09	2314	1446	733	713	868	438	430
10-14	1827	1146	605	541	681	350	331
15-19	5075	3182	2734	448	1893	1563	330
20-24	6027	3124	2555	569	2903	2500	403
25-29	3387	2054	1389	665	1333	908	425
30-34	2305	1491	943	548	814	481	333
35-39	1513	957	534	423	556	356	200
40-44	713	463	282	181	250	164	86
45-49	395	278	176	102	117	55	62
50-54	191	135	75	60	56	27	29
55-59	140	78	36	42	62	26	36
60-64	139	91	43	48	48	19	29
65-69	81	53	22	31	28	11	17
70-74	45	20	4	16	25	11	14
75-79	34	20	5	15	14	3	11
80-84	12	6	0	6	6	0	6
85 up	11	3	1	2	8	1	7
Total	26496	15979	10871	5108	10517	7369	3148

CHATTOGA

Age Group	Grand Total	Total White	White Male	White Female	Total Black	Black Male	Black Female
00-04	1584	1427	747	680	157	83	74
05-09	1803	1604	828	776	199	98	101
10-14	1898	1644	840	804	254	118	136
15-19	1864	1658	806	852	206	103	103
20-24	1689	1545	764	781	144	79	65
25-29	1540	1404	710	694	136	49	87
30-34	1633	1482	747	735	151	71	80
35-39	1284	1173	579	594	111	49	62
40-44	1160	1056	510	546	104	47	57
45-49	1218	1123	541	582	95	42	53
50-54	1270	1188	561	627	82	34	48
55-59	1230	1166	535	631	64	27	37
60-64	1192	1131	479	652	61	27	34
65-69	1195	1113	479	634	82	40	42
70-74	929	871	367	504	58	23	35
75-79	618	562	201	361	56	21	35
80-84	288	268	109	159	20	7	13
85 up	174	155	57	98	19	5	14
Total	22569	20570	9860	10710	1999	923	1076

CHEROKEE

Age Group	Grand Total	Total White	White Male	White Female	Total Black	Black Male	Black Female
00-04	5832	5648	2875	2773	184	87	97
05-09	6719	6550	3367	3183	169	89	80
10-14	6558	6355	3155	3200	203	86	117
15-19	6051	5858	2931	2927	193	83	110
20-24	5555	5380	2595	2785	175	97	78
25-29	6595	6463	3055	3408	132	56	76
30-34	7324	7178	3659	3519	146	71	75
35-39	5457	5335	2774	2561	122	52	70
40-44	3941	3827	2047	1780	114	50	64
45-49	3071	2991	1552	1439	80	42	38
50-54	2893	2823	1432	1391	70	35	35
55-59	2641	2592	1232	1360	49	18	31
60-64	2234	2186	1031	1155	48	18	30
65-69	1846	1789	774	1015	57	16	41
70-74	1533	1470	645	825	63	31	32
75-79	999	966	384	582	33	8	25
80-84	542	524	175	349	18	8	10
85 up	423	416	137	279	7	1	6
Total	70214	68351	33820	34531	1863	848	1015

1988 Population Projections

CLAY

CLARKE								CLAY							
Age Group	Grand Total	Total White	White Male	White Female	Total Black	Black Male	Black Female	Age Group	Grand Total	Total White	White Male	White Female	Total Black	Black Male	Black Female
00-04	5143	2947	1482	1465	2196	1104	1092	00-04	298	103	51	52	195	77	118
05-09	4826	2854	1442	1412	1972	990	982	05-09	292	74	35	39	218	112	106
10-14	4827	3021	1525	1496	1806	887	919	10-14	345	98	52	46	247	118	129
15-19	9923	7711	3691	4020	2212	1062	1150	15-19	377	86	39	47	291	152	139
20-24	16895	14355	7150	7205	2540	1123	1417	20-24	259	82	39	43	177	85	92
25-29	8399	6270	3344	2926	2129	1022	1107	25-29	234	83	47	36	151	74	77
30-34	6119	4426	2304	2122	1693	793	900	30-34	254	105	46	59	149	58	91
35-39	4175	3017	1465	1552	1158	525	633	35-39	156	53	23	30	103	47	56
40-44	3269	2353	1083	1270	916	421	495	40-44	157	73	41	32	84	37	47
45-49	3060	2289	1116	1173	771	345	426	45-49	157	70	28	42	87	36	51
50-54	2883	2188	1045	1143	695	284	411	50-54	212	92	41	51	120	54	66
55-59	2945	2329	1081	1248	616	209	407	55-59	193	96	41	55	97	43	54
60-64	2520	1903	858	1045	617	264	353	60-64	218	102	52	50	116	48	68
65-69	2607	1827	747	1080	780	280	500	65-69	204	89	33	56	115	49	66
70-74	2078	1555	558	997	523	194	329	70-74	171	78	35	43	93	42	51
75-79	1300	1004	312	692	296	91	205	75-79	131	69	29	40	62	21	41
80-84	848	703	180	523	145	50	95	80-84	61	37	13	24	24	10	14
85 up	703	527	119	408	176	58	118	85 up	47	19	3	16	28	13	15
Total	82520	61279	29502	31777	21241	9702	11539	Total	3766	1409	648	761	2357	1076	1281

CLINCH

CLAYTON								CLINCH							
Age Group	Grand Total	Total White	White Male	White Female	Total Black	Black Male	Black Female	Age Group	Grand Total	Total White	White Male	White Female	Total Black	Black Male	Black Female
00-04	14751	13120	6700	6420	1631	833	798	00-04	606	368	184	184	238	114	124
05-09	16484	14925	7665	7260	1559	791	768	05-09	699	445	227	218	254	136	118
10-14	16599	15347	7826	7521	1252	630	622	10-14	740	486	245	241	254	140	114
15-19	17306	16144	8003	8141	1162	552	610	15-19	720	447	252	195	273	137	136
20-24	17409	15647	7532	8115	1762	755	1007	20-24	592	397	190	207	195	92	103
25-29	18009	15616	7441	8175	2393	1024	1369	25-29	572	415	206	209	157	81	76
30-34	17758	16179	7891	8288	1579	754	825	30-34	487	375	189	186	112	46	66
35-39	13880	12991	6508	6483	889	424	465	35-39	424	331	170	161	93	35	58
40-44	10955	10348	5077	5271	607	334	273	40-44	339	250	125	125	89	50	39
45-49	9388	8947	4653	4294	441	187	254	45-49	348	266	121	145	82	45	37
50-54	7771	7403	3638	3765	368	160	208	50-54	322	238	116	122	84	36	48
55-59	6496	6196	3008	3188	300	150	150	55-59	306	232	118	114	74	38	36
60-64	4525	4262	2063	2199	263	108	155	60-64	332	268	130	138	64	38	26
65-69	3924	3603	1604	1999	321	142	179	65-69	282	202	76	126	80	40	40
70-74	2564	2380	918	1462	184	72	112	70-74	213	162	79	83	51	25	26
75-79	1574	1462	507	955	112	41	71	75-79	150	114	55	59	36	21	15
80-84	885	825	261	564	60	31	29	80-84	79	61	20	41	18	9	9
85 up	631	600	189	411	31	10	21	85 up	49	36	15	21	13	5	8
Total	180909	165995	81484	84511	14914	6998	7916	Total	7260	5093	2518	2575	2167	1088	1079

1988 Population Projections

COBB

Age Group	Grand Total	Total White	White Male	White Female	Total Black	Black Male	Black Female
00-04	28698	26517	13685	12832	2181	1087	1094
05-09	32542	30392	15575	14817	2150	1087	1063
10-14	34907	32860	16921	15939	2047	1055	992
15-19	35310	33428	17055	16373	1882	964	918
20-24	37477	35080	17230	17850	2397	1101	1296
25-29	41476	38549	18287	20262	2927	1453	1474
30-34	43728	41428	19830	21598	2300	1046	1254
35-39	34458	33025	16743	16282	1433	727	706
40-44	25699	24685	12338	12347	1014	515	499
45-49	22276	21464	10871	10593	812	395	417
50-54	19227	18554	9314	9240	673	316	357
55-59	16429	15851	7767	8084	578	247	331
60-64	12189	11693	5562	6131	496	236	260
65-69	9810	9369	4110	5259	441	158	283
70-74	6721	6400	2555	3845	321	130	191
75-79	4162	3919	1388	2531	243	79	164
80-84	2318	2210	593	1617	108	35	73
85 up	1700	1599	408	1191	101	24	77
Total	409127	387023	190232	196791	22104	10655	11449

COFFEE

Age Group	Grand Total	Total White	White Male	White Female	Total Black	Black Male	Black Female
00-04	2656	1769	931	838	887	445	442
05-09	2745	1857	946	911	888	438	450
10-14	2780	1847	924	923	933	462	471
15-19	3082	2093	1054	1039	989	445	544
20-24	2686	1914	935	979	772	357	415
25-29	2426	1841	895	946	585	270	315
30-34	2208	1733	864	869	475	217	258
35-39	1772	1397	693	704	375	169	206
40-44	1514	1215	612	603	299	114	185
45-49	1287	1055	505	550	232	100	132
50-54	1424	1152	546	606	272	106	166
55-59	1370	1122	520	602	248	116	132
60-64	1345	1123	489	634	222	99	123
65-69	1311	1024	466	558	287	123	164
70-74	930	728	307	421	202	83	119
75-79	591	461	189	272	130	39	91
80-84	258	205	64	141	53	20	33
85 up	178	149	48	101	29	9	20
Total	30563	22685	10988	11697	7878	3612	4266

COLQUITT

Age Group	Grand Total	Total White	White Male	White Female	Total Black	Black Male	Black Female
00-04	3083	2075	1072	1003	1008	518	490
05-09	3216	2197	1141	1056	1019	522	497
10-14	3420	2333	1179	1154	1087	550	537
15-19	3604	2539	1341	1198	1065	511	554
20-24	2805	2004	965	1039	801	353	448
25-29	2772	2083	1014	1069	689	303	386
30-34	2619	2072	1054	1018	547	241	306
35-39	2198	1812	895	917	386	174	212
40-44	1835	1514	729	785	321	116	205
45-49	1782	1483	688	795	299	121	178
50-54	1837	1498	736	762	339	141	198
55-59	1969	1616	747	869	353	150	203
60-64	1871	1584	721	863	287	120	167
65-69	2121	1752	768	984	369	170	199
70-74	1483	1238	517	721	245	98	147
75-79	988	848	327	521	140	54	86
80-84	553	480	162	318	73	31	42
85 up	352	296	97	199	56	16	40
Total	38508	29424	14153	15271	9084	4189	4895

COLUMBIA

Age Group	Grand Total	Total White	White Male	White Female	Total Black	Black Male	Black Female
00-04	4701	3771	1942	1829	930	432	498
05-09	4838	4062	2042	2020	776	404	372
10-14	5082	4254	2212	2042	828	433	395
15-19	5135	4113	2134	1979	1022	517	505
20-24	4454	3448	1606	1842	1006	476	530
25-29	5181	4341	2052	2289	840	375	465
30-34	5030	4349	2138	2211	681	323	358
35-39	4158	3625	1837	1788	533	243	290
40-44	3235	2784	1414	1370	451	170	281
45-49	2788	2422	1246	1176	366	170	196
50-54	2385	2077	1082	995	308	126	182
55-59	1924	1675	820	855	249	107	142
60-64	1580	1343	705	638	237	106	131
65-69	1393	1119	491	628	274	114	160
70-74	945	768	336	432	177	68	109
75-79	525	424	168	256	101	43	58
80-84	254	178	58	120	76	35	41
85 up	218	147	35	112	71	26	45
Total	53826	44900	22318	22582	8926	4168	4758

1988 Population Projections

COOK

Age Group	Grand Total	Total White	White Male	White Female	Total Black	Black Male	Black Female
00-04	1157	692	344	348	465	223	242
05-09	1384	842	449	393	542	272	270
10-14	1386	814	427	387	572	297	275
15-19	1364	845	419	426	519	252	267
20-24	1012	666	345	321	346	151	195
25-29	1051	716	321	395	335	149	186
30-34	991	734	374	360	257	122	135
35-39	793	607	296	311	186	83	103
40-44	736	562	280	282	174	76	98
45-49	667	496	243	253	171	80	91
50-54	698	518	236	282	180	82	98
55-59	657	520	243	277	137	56	81
60-64	714	569	267	302	145	63	82
65-69	733	584	260	324	149	72	77
70-74	524	416	167	249	108	55	53
75-79	375	292	113	179	83	24	59
80-84	175	134	49	85	41	17	24
85 up	137	114	42	72	23	5	18
Total	14554	10121	4875	5246	4433	2079	2354

COWETA

Age Group	Grand Total	Total White	White Male	White Female	Total Black	Black Male	Black Female
00-04	3576	2336	1139	1197	1240	638	602
05-09	3874	2629	1320	1309	1245	620	625
10-14	4127	2815	1416	1399	1312	652	660
15-19	4223	2774	1458	1316	1449	699	750
20-24	3433	2334	1142	1192	1099	513	586
25-29	3493	2540	1263	1277	953	429	524
30-34	3554	2703	1323	1380	851	409	442
35-39	2938	2246	1134	1112	692	313	379
40-44	2632	2004	1053	951	628	295	333
45-49	2303	1770	885	885	533	233	300
50-54	2297	1789	873	916	508	219	289
55-59	2092	1654	769	885	438	198	240
60-64	2013	1561	725	836	452	199	253
65-69	1950	1521	646	875	429	164	265
70-74	1426	1115	439	676	311	125	186
75-79	914	699	240	459	215	87	128
80-84	509	394	139	255	115	39	76
85 up	387	289	84	205	98	27	71
Total	45741	33173	16048	17125	12568	5859	6709

CRAWFORD

Age Group	Grand Total	Total White	White Male	White Female	Total Black	Black Male	Black Female
00-04	673	375	180	195	298	141	157
05-09	731	403	198	205	328	171	157
10-14	861	481	253	228	380	192	188
15-19	931	463	246	217	468	232	236
20-24	705	401	205	196	304	143	161
25-29	630	354	169	185	276	131	145
30-34	659	440	198	242	219	107	112
35-39	572	398	199	199	174	85	89
40-44	495	315	177	138	180	90	90
45-49	414	303	174	129	111	43	68
50-54	387	235	125	110	152	76	76
55-59	364	256	127	129	108	41	67
60-64	287	189	73	116	98	47	51
65-69	326	198	91	107	128	62	66
70-74	237	155	62	93	82	31	51
75-79	176	112	38	74	64	28	36
80-84	84	45	16	29	39	15	24
85 up	52	30	8	22	22	6	16
Total	8584	5153	2539	2614	3431	1641	1790

CRISP

Age Group	Grand Total	Total White	White Male	White Female	Total Black	Black Male	Black Female
00-04	1759	842	435	407	917	433	484
05-09	1812	907	473	434	905	447	458
10-14	1822	930	470	460	892	432	460
15-19	1976	994	478	516	982	482	500
20-24	1610	894	420	474	716	298	418
25-29	1549	927	457	470	622	291	331
30-34	1396	904	441	463	492	213	279
35-39	1043	719	370	349	324	148	176
40-44	880	610	281	329	270	122	148
45-49	881	636	308	328	245	82	163
50-54	995	720	339	381	275	107	168
55-59	970	705	324	381	265	107	158
60-64	956	663	312	351	293	117	176
65-69	927	644	262	382	283	116	167
70-74	726	498	183	315	228	85	143
75-79	471	326	88	238	145	58	87
80-84	280	194	62	132	86	27	59
85 up	243	164	43	121	79	14	65
Total	20296	12277	5746	6531	8019	3579	4440

1988 Population Projections

DADE

Age Group	Grand Total	Total White	White Male	White Female	Total Black	Black Male	Black Female
00-04	1011	995					
05-09	1138	1131	517	478	16	10	6
10-14	1132	1114	588	543	7	3	4
15-19	1312	1286	661	625	18	11	7
20-24	1235	1220	589	631	26	13	13
25-29	1095	1073	510	563	15	8	7
30-34	1013	1002	481	521	22	11	11
35-39	879	873	433	440	11	6	5
40-44	762	749	393	356	6	3	3
45-49	627	616	304	312	13	6	7
50-54	602	595	285	310	11	5	6
55-59	573	567	288	279	7	3	4
60-64	533	528	249	279	6	4	2
65-69	440	434	200	234	5	3	2
70-74	350	347	163	184	6	6	0
75-79	231	229	87	142	3	1	2
80-84	119	116	47	69	2	1	1
85 up	105	105	29	76	3	1	2
Total	13157	12980	6401	6579	177	95	82

DAWSON

Age Group	Grand Total	Total White	White Male	White Female	Total Black	Black Male	Black Female
00-04	442	439	255	184			
05-09	499	492	250	242	3	1	2
10-14	471	462	245	217	7	7	0
15-19	543	541	267	274	9	4	5
20-24	418	416	205	211	2	1	1
25-29	485	482	233	249	3	1	1
30-34	502	494	277	217	2	2	1
35-39	347	345	167	178	8	4	4
40-44	319	318	157	161	2	1	1
45-49	314	312	169	143	1	0	1
50-54	303	300	140	160	2	0	2
55-59	280	278	133	145	3	1	2
60-64	279	279	135	144	2	1	1
65-69	281	279	135	144	0	0	0
70-74	215	213	98	115	2	0	2
75-79	152	152	56	96	2	0	2
80-84	84	84	34	50	0	0	0
85 up	51	51	23	28	0	0	0
Total	5985	5937	2979	2958	48	23	25

DECATUR

Age Group	Grand Total	Total White	White Male	White Female	Total Black	Black Male	Black Female
00-04	2422	1232	647	585	1190	618	572
05-09	2566	1306	664	642	1260	670	590
10-14	2586	1328	653	675	1258	624	634
15-19	2607	1457	740	717	1150	570	580
20-24	2375	1441	696	745	934	410	524
25-29	2178	1361	706	655	817	382	435
30-34	1747	1185	617	568	562	258	304
35-39	1389	990	501	489	399	169	230
40-44	1242	862	419	443	380	165	215
45-49	1286	872	400	472	414	174	240
50-54	1404	950	460	490	454	193	261
55-59	1282	836	418	418	446	191	255
60-64	1260	873	372	501	387	149	238
65-69	1319	838	346	492	481	192	289
70-74	1034	678	279	399	356	154	202
75-79	658	406	178	228	252	94	158
80-84	366	247	75	172	119	38	81
85 up	292	179	54	125	113	44	69
Total	28013	17041	8225	8816	10972	5095	5877

DEKALB

Age Group	Grand Total	Total White	White Male	White Female	Total Black	Black Male	Black Female
00-04	35212	19722	10162	9560	15490	7805	7685
05-09	40042	23748	12185	11563	16294	8200	8094
10-14	45628	29114	14840	14274	16514	8260	8254
15-19	51901	35545	18104	17441	16356	8078	8278
20-24	55187	39590	19717	19873	15597	7026	8571
25-29	55067	37228	18490	18738	17839	7867	9972
30-34	51349	34434	16507	17927	16915	7947	8968
35-39	39729	28486	13396	15090	11243	5405	5838
40-44	32377	24313	11518	12795	8064	3886	4178
45-49	29298	23534	11255	12279	5764	2648	3116
50-54	28239	23786	11372	12414	4453	2032	2421
55-59	25343	21841	10426	11415	3502	1512	1990
60-64	18221	15335	7220	8115	2886	1207	1679
65-69	16078	13261	5729	7532	2817	1135	1682
70-74	11839	10018	3792	6226	1821	722	1099
75-79	8004	6834	2169	4665	1170	408	762
80-84	4735	4188	1154	3034	547	163	384
85 up	3865	3383	756	2627	482	142	340
Total	552114	394360	188792	205568	157754	74443	83311

1988 Population Projections

DODGE

Age Group	Grand Total	Total White	White Male	White Female	Total Black	Black Male	Black Female
00-04	1384	901	462	439	483	228	255
05-09	1624	1038	506	532	586	286	300
10-14	1760	1105	564	541	655	327	328
15-19	1758	1162	587	575	596	299	297
20-24	1288	915	474	441	373	186	187
25-29	1309	958	456	502	351	144	207
30-34	1332	1052	545	507	280	121	159
35-39	1059	812	372	440	247	110	137
40-44	979	779	411	368	200	97	103
45-49	831	666	333	333	165	65	100
50-54	991	814	383	431	177	76	101
55-59	944	739	346	393	205	96	109
60-64	915	761	330	431	154	51	103
65-69	937	758	329	429	179	71	108
70-74	684	520	202	318	164	72	92
75-79	481	374	129	245	107	44	63
80-84	249	207	75	132	42	17	25
85 up	167	131	39	92	36	10	26
Total	18692	13692	6543	7149	5000	2300	2700

DOOLY

Age Group	Grand Total	Total White	White Male	White Female	Total Black	Black Male	Black Female
00-04	1090	403	203	200	687	341	346
05-09	1024	400	190	210	624	304	320
10-14	1133	426	210	216	707	361	346
15-19	1174	460	229	231	714	367	347
20-24	845	406	213	193	439	184	255
25-29	850	447	228	219	403	170	233
30-34	719	412	207	205	307	121	186
35-39	600	350	181	169	250	117	133
40-44	497	282	141	141	215	83	132
45-49	506	323	144	179	183	78	105
50-54	521	318	151	167	203	90	113
55-59	534	335	156	179	199	80	119
60-64	593	401	174	227	192	75	117
65-69	538	325	147	178	213	97	116
70-74	397	263	121	142	134	48	86
75-79	291	177	54	123	114	37	77
80-84	163	108	34	74	55	21	34
85 up	112	57	14	43	55	13	42
Total	11587	5893	2797	3096	5694	2587	3107

DOUGHERTY

Age Group	Grand Total	Total White	White Male	White Female	Total Black	Black Male	Black Female
00-04	10129	4757	2457	2300	5372	2690	2682
05-09	10686	5109	2570	2539	5577	2838	2739
10-14	10156	5132	2716	2416	5024	2512	2512
15-19	11774	5729	2938	2791	6045	2954	3091
20-24	11094	5892	2859	3033	5202	2309	2893
25-29	10249	5709	2896	2813	4540	2031	2509
30-34	8810	5373	2697	2676	3437	1572	1865
35-39	6532	4280	2126	2154	2252	967	1285
40-44	5504	3641	1790	1851	1863	774	1089
45-49	5184	3515	1727	1788	1669	724	945
50-54	5127	3523	1708	1815	1604	645	959
55-59	4618	3197	1492	1705	1421	609	812
60-64	3807	2594	1260	1334	1213	483	730
65-69	3576	2179	973	1206	1397	531	866
70-74	2487	1404	563	841	1083	417	666
75-79	1643	902	294	608	741	242	499
80-84	953	605	158	447	348	100	248
85 up	725	392	78	314	333	94	239
Total	113054	63933	31302	32631	49121	22492	26629

DOUGLAS

Age Group	Grand Total	Total White	White Male	White Female	Total Black	Black Male	Black Female
00-04	5694	5381	2777	2604	313	130	183
05-09	6413	6046	3101	2945	367	189	178
10-14	6580	6154	3149	3005	426	214	212
15-19	6028	5601	2904	2697	427	200	227
20-24	4962	4595	2256	2339	367	188	179
25-29	5860	5560	2588	2972	300	144	156
30-34	6631	6353	3111	3242	278	107	171
35-39	5289	5020	2622	2398	269	123	146
40-44	3782	3568	1852	1716	214	101	113
45-49	3300	3107	1580	1527	193	90	103
50-54	2821	2681	1387	1294	140	67	73
55-59	2302	2182	1065	1117	120	48	72
60-64	1857	1757	839	918	100	41	59
65-69	1775	1686	739	947	89	34	55
70-74	1342	1260	521	739	82	42	40
75-79	930	865	299	566	65	23	42
80-84	466	429	161	268	37	14	23
85 up	367	348	102	246	19	11	8
Total	66399	62593	31053	31540	3806	1766	2040

1988 Population Projections

EARLY

Age Group	Grand Total	Total White	White Male	White Female	Total Black	Black Male	Black Female
00-04	1209	558	283	275	651	333	318
05-09	1318	625	321	304	693	342	351
10-14	1449	684	342	342	765	394	371
15-19	1391	659	344	315	732	371	361
20-24	1041	555	282	273	486	182	304
25-29	944	530	255	275	414	180	234
30-34	860	540	273	267	320	146	174
35-39	737	512	245	267	225	81	144
40-44	680	458	234	224	222	78	144
45-49	671	458	208	250	213	91	122
50-54	631	445	205	240	186	66	120
55-59	652	413	201	212	239	102	137
60-64	653	437	194	243	216	94	122
65-69	697	419	186	233	278	123	155
70-74	572	359	142	217	213	84	129
75-79	370	196	75	121	174	63	111
80-84	220	137	39	98	83	36	47
85 up	137	87	20	67	50	16	34
Total	14232	8072	3849	4223	6160	2782	3378

ECHOLS

Age Group	Grand Total	Total White	White Male	White Female	Total Black	Black Male	Black Female
00-04	248	189	90	99	59	29	30
05-09	245	179	90	89	66	39	27
10-14	240	163	92	71	77	39	38
15-19	262	209	104	105	53	22	31
20-24	223	182	86	96	41	19	22
25-29	211	168	84	84	43	17	26
30-34	178	158	87	71	20	9	11
35-39	152	138	63	75	14	7	7
40-44	149	122	51	71	27	13	14
45-49	143	117	66	51	26	13	13
50-54	89	74	35	39	15	7	8
55-59	87	81	34	47	6	1	5
60-64	98	88	47	41	10	3	7
65-69	84	74	32	42	10	5	5
70-74	51	46	23	23	5	2	3
75-79	43	41	18	23	2	0	2
80-84	32	30	12	18	2	1	1
85 up	16	14	7	7	2	2	0
Total	2551	2073	1021	1052	478	228	250

EFFINGHAM

Age Group	Grand Total	Total White	White Male	White Female	Total Black	Black Male	Black Female
00-04	1906	1494	772	722	412	197	215
05-09	2045	1537	783	754	508	266	242
10-14	2162	1667	855	812	495	254	241
15-19	2146	1684	878	806	462	225	237
20-24	1750	1391	705	686	359	177	182
25-29	1709	1374	669	705	335	155	180
30-34	1719	1450	716	734	269	129	140
35-39	1542	1336	680	656	206	103	103
40-44	1276	1113	593	520	163	85	78
45-49	1029	883	463	420	146	60	86
50-54	1033	871	436	435	162	72	90
55-59	958	787	409	378	171	82	89
60-64	818	713	345	368	105	46	59
65-69	622	506	235	271	116	51	65
70-74	442	356	164	192	86	33	53
75-79	297	238	106	132	59	15	44
80-84	149	115	33	82	34	14	20
85 up	99	77	22	55	22	5	17
Total	21702	17592	8864	8728	4110	1969	2141

ELBERT

Age Group	Grand Total	Total White	White Male	White Female	Total Black	Black Male	Black Female
00-04	1481	892	459	433	589	295	294
05-09	1525	934	503	431	591	294	297
10-14	1706	1034	524	510	672	328	344
15-19	1803	1103	565	538	700	349	351
20-24	1562	1004	515	489	558	231	327
25-29	1449	913	468	445	536	246	290
30-34	1384	975	490	485	409	191	218
35-39	1117	845	396	449	272	126	146
40-44	1047	764	400	364	283	122	161
45-49	970	727	336	391	243	100	143
50-54	1013	768	373	395	245	101	144
55-59	1028	803	410	393	225	98	127
60-64	955	721	327	394	234	111	123
65-69	1030	781	316	465	249	102	147
70-74	764	608	247	361	156	71	85
75-79	519	421	135	286	98	28	70
80-84	296	240	84	156	56	22	34
85 up	235	190	54	136	45	17	28
Total	19884	13723	6602	7121	6161	2832	3329

1988 Population Projections

EMANUEL

Age Group	Grand Total	Total White	White Male	White Female	Total Black	Black Male	Black Female
00-04	2054	1143	611	532	911	462	449
05-09	1968	1104	574	530	864	448	416
10-14	2016	1237	638	599	779	381	398
15-19	2129	1320	634	686	809	431	378
20-24	1736	1166	568	598	570	220	350
25-29	1621	1068	514	554	553	249	304
30-34	1591	1094	553	541	497	230	267
35-39	1281	982	470	512	299	139	160
40-44	1097	851	416	435	246	109	137
45-49	1015	779	393	386	236	99	137
50-54	1031	811	397	414	220	91	129
55-59	1131	877	421	456	254	120	134
60-64	1140	880	407	473	260	117	143
65-69	1101	834	372	462	267	115	152
70-74	830	606	268	338	224	89	135
75-79	519	390	145	245	129	45	84
80-84	258	207	63	144	51	13	38
85 up	198	142	36	106	56	22	34
Total	22716	15491	7480	8011	7225	3380	3845

EVANS

Age Group	Grand Total	Total White	White Male	White Female	Total Black	Black Male	Black Female
00-04	768	412	233	179	356	180	176
05-09	761	445	221	224	316	158	158
10-14	847	477	225	252	370	178	192
15-19	972	549	275	274	423	213	210
20-24	749	482	231	251	267	108	159
25-29	657	445	219	226	212	100	112
30-34	574	426	211	215	148	71	77
35-39	479	346	166	180	133	57	76
40-44	439	319	148	171	120	49	71
45-49	443	307	153	154	136	53	83
50-54	404	280	137	143	124	49	75
55-59	410	292	147	145	118	51	67
60-64	425	297	134	163	128	52	76
65-69	420	289	129	160	131	65	66
70-74	387	271	108	163	116	46	70
75-79	242	166	63	103	76	19	57
80-84	138	106	35	71	32	13	19
85 up	80	60	20	40	20	8	12
Total	9195	5969	2855	3114	3226	1470	1756

FANNIN

Age Group	Grand Total	Total White	White Male	White Female	Total Black	Black Male	Black Female
00-04	937	930	478	452	7	5	2
05-09	1119	1115	566	549	4	4	0
10-14	1185	1180	625	555	5	4	1
15-19	1169	1163	578	585	6	3	3
20-24	976	973	468	505	3	0	3
25-29	1019	1017	464	553	2	2	0
30-34	1128	1120	569	551	8	3	5
35-39	896	893	449	444	3	0	3
40-44	796	793	382	411	3	2	1
45-49	855	853	377	476	2	1	1
50-54	902	900	430	470	2	1	1
55-59	968	966	447	519	2	0	2
60-64	881	879	418	461	2	1	1
65-69	939	939	421	518	0	0	0
70-74	677	672	309	363	5	0	5
75-79	512	509	205	304	3	1	2
80-84	351	351	137	214	0	0	0
85 up	248	247	86	161	1	0	1
Total	15558	15500	7409	8091	58	27	31

FAYETTE

Age Group	Grand Total	Total White	White Male	White Female	Total Black	Black Male	Black Female
00-04	3006	2900	1525	1375	106	62	44
05-09	4150	3970	2006	1964	180	73	107
10-14	4495	4257	2185	2072	238	107	131
15-19	3846	3581	1826	1755	265	131	134
20-24	2292	2099	1033	1066	193	103	90
25-29	2893	2740	1224	1516	153	88	65
30-34	4580	4446	1980	2466	134	72	62
35-39	4342	4190	2162	2028	152	73	79
40-44	3113	2973	1570	1403	140	75	65
45-49	2369	2265	1220	1045	104	44	60
50-54	1908	1801	932	869	107	53	54
55-59	1782	1713	857	856	69	40	29
60-64	1324	1248	608	640	76	29	47
65-69	1351	1241	543	698	110	46	64
70-74	906	825	381	444	81	29	52
75-79	459	410	158	252	49	18	31
80-84	285	265	105	160	20	9	11
85 up	168	158	57	101	10	6	4
Total	43269	41082	20372	20710	2187	1058	1129

1988 Population Projections

FLOYD

FORSYTH

Age Group	Grand Total	Total White	White Male	White Female	Total Black	Black Male	Black Female
00-04	5377	4421	2309	2112	956	492	464
05-09	6251	5144	2672	2472	1107	577	530
10-14	6755	5624	2866	2758	1131	580	551
15-19	7580	6429	3265	3164	1151	570	581
20-24	7106	6107	2934	3173	999	477	522
25-29	6275	5340	2649	2691	935	404	531
30-34	6016	5270	2596	2674	746	338	408
35-39	5073	4532	2233	2299	541	248	293
40-44	4451	3992	1958	2034	459	208	251
45-49	4503	4047	1907	2140	456	187	269
50-54	4388	3940	1929	2011	448	194	254
55-59	4350	3927	1754	2173	423	178	245
60-64	3924	3511	1514	1997	413	170	243
65-69	4225	3719	1547	2172	506	193	313
70-74	3241	2906	1166	1740	335	139	196
75-79	2032	1794	584	1210	238	79	159
80-84	1042	942	287	655	100	31	69
85 up	821	706	182	524	115	30	85
Total	83410	72351	34352	37999	11059	5095	5964

Age Group	Grand Total	Total White	White Male	White Female	Total Black	Black Male	Black Female
00-04	2632	2607	1369	1238	25	13	12
05-09	3063	3048	1639	1409	15	6	9
10-14	3190	3169	1635	1534	21	10	11
15-19	3055	3037	1520	1517	18	7	11
20-24	2779	2757	1343	1414	22	5	17
25-29	2895	2879	1424	1455	16	6	10
30-34	2956	2932	1438	1494	24	11	13
35-39	2508	2495	1300	1195	13	6	7
40-44	2089	2076	1069	1007	13	11	2
45-49	1724	1717	885	832	7	0	7
50-54	1628	1619	831	788	9	5	4
55-59	1480	1478	699	779	2	1	1
60-64	1378	1370	636	734	8	2	6
65-69	1365	1364	605	759	1	1	0
70-74	966	959	422	537	7	0	7
75-79	572	570	247	323	2	1	1
80-84	299	298	112	186	1	1	0
85 up	218	218	73	145	0	0	0
Total	34797	34593	17247	17346	204	86	118

FRANKLIN

FULTON

Age Group	Grand Total	Total White	White Male	White Female	Total Black	Black Male	Black Female
00-04	1075	899	468	431	176	82	94
05-09	1255	1057	513	544	198	102	96
10-14	1438	1260	660	600	178	103	75
15-19	1523	1326	679	647	197	105	92
20-24	1264	1121	581	540	143	66	77
25-29	1122	978	481	497	144	65	79
30-34	1175	1053	532	521	122	57	65
35-39	1046	965	482	483	81	45	36
40-44	891	818	392	426	73	27	46
45-49	867	789	386	403	78	37	41
50-54	867	802	368	434	65	24	41
55-59	891	832	413	419	59	30	29
60-64	885	822	371	451	63	38	25
65-69	858	802	340	462	56	29	27
70-74	679	643	256	387	36	13	23
75-79	424	400	158	242	24	11	13
80-84	273	259	84	175	14	4	10
85 up	169	163	50	113	6	1	5
Total	16702	14989	7214	7775	1713	839	874

Age Group	Grand Total	Total White	White Male	White Female	Total Black	Black Male	Black Female
00-04	45763	14359	7387	6972	31404	15863	15541
05-09	49085	16134	8245	7889	32951	16635	16316
10-14	51865	19091	9725	9366	32774	16528	16246
15-19	59413	23409	12294	11115	36004	17185	18819
20-24	68115	29463	15307	14156	38652	17250	21402
25-29	67178	29461	15014	14447	37717	16858	20859
30-34	59577	28748	14585	14163	30829	13978	16851
35-39	44138	22727	11561	11166	21411	9905	11506
40-44	34555	17499	8870	8629	17056	7722	9334
45-49	31099	16846	8439	8407	14253	6503	7750
50-54	31910	18890	8875	10015	13020	5640	7380
55-59	30363	19442	8941	10501	10921	4722	6199
60-64	26434	16359	7304	9055	10075	4118	5957
65-69	21891	13161	5292	7869	8730	3458	5272
70-74	17532	11189	3991	7198	6343	2323	4020
75-79	12300	8259	2634	5625	4041	1293	2748
80-84	7302	5311	1453	3858	1991	603	1388
85 up	5248	3636	853	2783	1612	425	1187
Total	663768	313984	150770	163214	349784	161009	188775

1988 Population Projections

GILMER

Age Group	Grand Total	Total White	White Male	White Female	Total Black	Black Male	Black Female
00-04	861	860	421	439	1	1	0
05-09	901	898	449	449	3	2	1
10-14	1043	1040	526	514	3	2	1
15-19	1048	1045	564	481	3	1	2
20-24	963	955	503	452	8	8	0
25-29	856	845	418	427	11	10	1
30-34	935	932	490	442	3	2	1
35-39	787	785	386	399	2	0	2
40-44	728	726	344	382	2	0	2
45-49	657	656	334	322	1	0	1
50-54	683	680	339	341	3	0	3
55-59	613	611	277	334	2	0	2
60-64	578	577	256	321	1	0	1
65-69	592	591	272	319	1	0	1
70-74	474	474	214	260	0	0	0
75-79	331	331	142	189	0	0	0
80-84	203	203	83	120	0	0	0
85 up	145	145	52	93	0	0	0
Total	12398	12354	6070	6284	44	26	18

GLASCOCK

Age Group	Grand Total	Total White	White Male	White Female	Total Black	Black Male	Black Female
00-04	162	140	67	73	22	12	10
05-09	151	125	69	56	26	16	10
10-14	202	154	79	75	48	27	21
15-19	212	160	86	74	52	29	23
20-24	185	147	67	80	38	15	23
25-29	151	129	59	70	22	11	11
30-34	140	114	56	58	26	16	10
35-39	155	129	64	65	26	8	18
40-44	104	90	43	47	14	6	8
45-49	108	94	36	58	14	3	11
50-54	126	113	56	57	13	7	6
55-59	134	113	58	55	21	6	15
60-64	147	126	55	71	21	9	12
65-69	144	127	51	76	17	8	9
70-74	121	101	44	57	20	12	8
75-79	77	68	21	47	9	4	5
80-84	46	42	12	30	4	3	1
85 up	49	47	14	33	2	1	1
Total	2414	2019	937	1082	395	193	202

GLYNN

Age Group	Grand Total	Total White	White Male	White Female	Total Black	Black Male	Black Female
00-04	4466	2850	1489	1361	1616	814	802
05-09	4858	3226	1640	1586	1632	831	801
10-14	5037	3427	1729	1698	1610	779	831
15-19	5813	3902	1980	1922	1911	956	955
20-24	5156	3668	1778	1890	1488	643	845
25-29	5090	3784	1885	1899	1306	580	726
30-34	4566	3506	1736	1770	1060	482	578
35-39	3753	2922	1433	1489	831	370	461
40-44	3364	2633	1281	1352	731	327	404
45-49	3063	2400	1195	1205	663	274	389
50-54	3114	2436	1189	1247	678	290	388
55-59	3140	2456	1137	1319	684	299	385
60-64	2836	2185	956	1229	651	271	380
65-69	2945	2235	994	1241	710	309	401
70-74	2237	1721	748	973	516	227	289
75-79	1259	951	346	605	308	106	202
80-84	674	513	175	338	161	60	101
85 up	558	395	111	284	163	59	104
Total	61929	45210	21802	23408	16719	7677	9042

GORDON

Age Group	Grand Total	Total White	White Male	White Female	Total Black	Black Male	Black Female
00-04	2568	2405	1242	1163	163	88	75
05-09	3077	2896	1492	1404	181	92	89
10-14	3263	3075	1576	1499	188	106	82
15-19	3162	2997	1581	1416	165	75	90
20-24	2697	2555	1247	1308	142	59	83
25-29	2721	2583	1272	1311	138	60	78
30-34	2709	2605	1309	1296	104	40	64
35-39	2302	2219	1104	1115	83	39	44
40-44	2052	1968	944	1024	84	41	43
45-49	1831	1758	882	876	73	38	35
50-54	1731	1674	839	835	57	29	28
55-59	1623	1574	722	852	49	23	26
60-64	1492	1430	640	790	62	33	29
65-69	1417	1349	580	769	68	36	32
70-74	1060	1015	431	584	45	11	34
75-79	673	645	235	410	28	11	17
80-84	365	361	113	248	4	1	3
85 up	235	233	69	164	2	1	1
Total	34978	33342	16278	17064	1636	783	853

1988 Population Projections

GRADY

Age Group	Grand Total	Total White	White Male	White Female	Total Black	Black Male	Black Female
00-04	1709	1014	508	506	695	329	366
05-09	1947	1136	572	564	811	423	388
10-14	1941	1154	589	565	787	404	383
15-19	2050	1235	639	596	815	393	422
20-24	1588	1027	497	530	561	246	315
25-29	1464	997	517	480	467	228	239
30-34	1483	1058	512	546	425	204	221
35-39	1212	896	449	447	316	133	183
40-44	999	738	359	379	261	127	134
45-49	957	704	348	356	253	106	147
50-54	997	741	344	397	256	104	152
55-59	1018	767	369	398	251	101	150
60-64	971	715	333	382	256	110	146
65-69	1108	805	330	475	303	126	177
70-74	819	643	267	376	176	76	100
75-79	509	391	163	228	118	53	65
80-84	340	257	87	170	83	26	57
85 up	205	143	43	100	62	20	42
Total	21317	14421	6926	7495	6896	3209	3687

GREENE

Age Group	Grand Total	Total White	White Male	White Female	Total Black	Black Male	Black Female
00-04	1176	419	213	206	757	391	366
05-09	1068	421	217	204	647	308	339
10-14	1192	379	205	174	813	422	391
15-19	1203	434	234	200	769	385	384
20-24	1020	402	197	205	618	294	324
25-29	955	415	206	209	540	236	304
30-34	782	376	179	197	406	214	192
35-39	701	386	217	169	315	122	193
40-44	559	264	130	134	295	135	160
45-49	568	319	152	167	249	115	134
50-54	578	322	153	169	256	117	139
55-59	592	378	177	201	214	86	128
60-64	665	411	177	234	254	93	161
65-69	615	385	187	198	230	105	125
70-74	452	274	104	170	178	73	105
75-79	294	184	65	119	110	43	67
80-84	173	108	34	74	65	17	48
85 up	172	113	35	78	59	13	46
Total	12765	5990	2882	3108	6775	3169	3606

GWINNETT

Age Group	Grand Total	Total White	White Male	White Female	Total Black	Black Male	Black Female
00-04	22087	21272	10976	10296	815	378	437
05-09	24785	23904	12231	11673	881	481	400
10-14	24785	23937	12280	11657	848	451	397
15-19	21493	20611	10420	10191	882	426	456
20-24	20784	19823	9416	10407	961	481	480
25-29	27013	26046	12545	13501	967	473	494
30-34	31007	30186	14654	15532	821	422	399
35-39	24759	24127	12382	11745	632	322	310
40-44	16271	15820	8294	7526	451	219	232
45-49	12597	12213	6413	5800	384	200	184
50-54	10339	10038	5157	4881	301	110	191
55-59	8874	8610	4117	4493	264	121	143
60-64	6680	6469	3086	3383	211	89	122
65-69	5169	4967	2256	2711	202	74	128
70-74	3730	3571	1423	2148	159	69	90
75-79	2408	2320	847	1473	88	30	58
80-84	1410	1352	401	951	58	19	39
85 up	1021	982	273	709	39	13	26
Total	265212	256248	127171	129077	8964	4378	4586

HABERSHAM

Age Group	Grand Total	Total White	White Male	White Female	Total Black	Black Male	Black Female
00-04	1892	1806	908	898	86	39	47
05-09	2035	1942	1017	925	93	60	33
10-14	2103	2020	1038	982	83	54	29
15-19	3152	2710	1497	1213	442	376	66
20-24	2804	2401	1300	1101	403	347	56
25-29	2024	1941	1002	939	83	40	43
30-34	2030	1967	988	979	63	32	31
35-39	1705	1652	796	856	53	27	26
40-44	1468	1423	705	718	45	19	26
45-49	1385	1353	650	703	32	18	14
50-54	1442	1415	680	735	27	9	18
55-59	1321	1291	604	687	30	12	18
60-64	1271	1233	611	622	38	21	17
65-69	1267	1220	548	672	47	15	32
70-74	975	944	407	537	31	10	21
75-79	677	655	271	384	22	9	13
80-84	335	326	104	222	9	7	13
85 up	274	270	81	189	4	0	4
Total	28160	26569	13207	13362	1591	1089	502

1988 Population Projections

HALL								HANCOCK							
Age Group	Grand Total	Total White	White Male	White Female	Total Black	Black Male	Black Female	Age Group	Grand Total	Total White	White Male	White Female	Total Black	Black Male	Black Female
00-04	6502	5703	2964	2739	799	396	403	00-04	810	109	52	57	701	343	358
05-09	7016	6222	3223	2999	794	370	424	05-09	888	125	81	44	763	373	390
10-14	7602	6656	3411	3245	946	483	463	10-14	1029	114	68	46	915	470	445
15-19	8180	7152	3566	3586	1028	491	537	15-19	1089	140	71	69	949	485	464
20-24	7458	6639	3151	3488	819	358	461	20-24	759	132	72	60	627	264	363
25-29	7077	6363	3140	3223	714	337	377	25-29	703	129	59	70	574	247	327
30-34	7190	6482	3154	3328	708	318	390	30-34	615	127	75	52	488	233	255
35-39	6087	5624	2760	2864	463	207	256	35-39	449	97	50	47	352	156	196
40-44	5117	4719	2366	2353	398	184	214	40-44	407	95	39	56	312	133	179
45-49	4712	4352	2114	2238	360	156	204	45-49	440	114	56	58	326	135	191
50-54	4496	4184	1987	2197	312	124	188	50-54	383	113	51	62	270	119	151
55-59	4363	4095	1932	2163	268	102	166	55-59	423	161	77	84	262	117	145
60-64	3715	3492	1607	1885	223	98	125	60-64	472	179	83	96	293	123	170
65-69	3574	3326	1465	1861	248	103	145	65-69	471	154	65	89	317	137	180
70-74	2645	2489	1040	1449	156	56	100	70-74	351	144	52	92	207	80	127
75-79	1754	1652	640	1012	102	23	79	75-79	263	103	30	73	160	68	92
80-84	922	878	298	580	44	11	33	80-84	148	71	23	48	77	27	50
85 up	669	623	151	472	46	8	38	85 up	136	48	17	31	88	25	63
Total	89079	80651	38969	41682	8428	3825	4603	Total	9836	2155	1021	1134	7681	3535	4146

HARALSON								HARRIS							
Age Group	Grand Total	Total White	White Male	White Female	Total Black	Black Male	Black Female	Age Group	Grand Total	Total White	White Male	White Female	Total Black	Black Male	Black Female
00-04	1388	1243	634	609	145	83	62	00-04	1230	741	399	342	489	283	206
05-09	1721	1553	816	737	168	82	86	05-09	1395	865	462	403	530	291	239
10-14	1900	1703	910	793	197	103	94	10-14	1416	852	448	404	564	288	276
15-19	1909	1733	879	854	176	81	95	15-19	1711	973	485	488	738	375	363
20-24	1462	1360	689	671	102	46	56	20-24	1306	738	383	355	568	261	307
25-29	1498	1368	664	704	130	54	76	25-29	1231	795	380	415	436	221	215
30-34	1491	1381	665	716	110	55	55	30-34	1372	990	498	492	382	189	193
35-39	1362	1289	622	667	73	38	35	35-39	1125	816	439	377	309	151	158
40-44	1181	1118	560	558	63	29	34	40-44	859	605	290	315	254	120	134
45-49	1110	1043	513	530	67	28	39	45-49	961	658	309	349	303	115	188
50-54	1156	1098	523	575	58	25	33	50-54	1070	733	361	372	337	145	192
55-59	1075	1004	463	541	71	33	38	55-59	1122	795	371	424	327	154	173
60-64	922	871	383	488	51	21	30	60-64	931	644	320	324	287	149	138
65-69	967	912	379	533	55	21	34	65-69	737	506	245	261	231	95	136
70-74	775	742	279	463	33	9	24	70-74	560	391	165	226	169	65	104
75-79	499	466	181	285	33	14	19	75-79	377	254	113	141	123	51	72
80-84	238	222	90	132	16	7	9	80-84	222	149	56	93	73	28	45
85 up	236	216	67	149	20	6	14	85 up	168	97	30	67	71	24	47
Total	20890	19322	9317	10005	1568	735	833	Total	17793	11602	5754	5848	6191	3005	3186

1988 Population Projections

HART

Age Group	Grand Total	Total White	White Male	White Female	Total Black	Black Male	Black Female
00-04	1414	979	495	484	435	218	217
05-09	1641	1096	575	521	545	280	265
10-14	1801	1265	614	651	536	293	243
15-19	1745	1252	674	578	493	244	249
20-24	1485	1091	583	508	394	203	191
25-29	1404	1072	514	558	332	145	187
30-34	1430	1101	560	541	329	170	159
35-39	1184	959	480	479	225	97	128
40-44	970	794	382	412	176	87	89
45-49	969	822	393	429	147	66	81
50-54	964	829	402	427	135	56	79
55-59	1089	956	461	495	133	58	77
60-64	1012	884	405	479	128	49	79
65-69	1141	963	436	527	178	77	101
70-74	793	661	284	377	132	44	88
75-79	613	528	194	334	85	38	47
80-84	352	313	110	203	39	9	30
85 up	217	185	47	138	32	10	22
Total	20224	15750	7609	8141	4474	2142	2332

HEARD

Age Group	Grand Total	Total White	White Male	White Female	Total Black	Black Male	Black Female
00-04	510	411	215	196	99	48	51
05-09	597	476	263	213	121	49	72
10-14	690	518	296	222	172	81	91
15-19	655	492	272	220	163	84	79
20-24	562	432	221	211	130	55	75
25-29	506	418	209	209	88	49	39
30-34	464	399	194	205	65	27	38
35-39	438	359	181	178	79	40	39
40-44	367	303	157	146	64	28	36
45-49	348	298	141	157	50	23	27
50-54	324	292	150	142	32	15	17
55-59	378	324	151	173	54	22	32
60-64	380	349	164	185	31	10	21
65-69	313	280	144	136	33	11	22
70-74	247	215	96	119	32	19	13
75-79	180	170	51	119	10	4	6
80-84	104	88	35	53	16	10	6
85 up	80	66	22	44	14	6	8
Total	7143	5890	2962	2928	1253	581	672

HENRY

Age Group	Grand Total	Total White	White Male	White Female	Total Black	Black Male	Black Female
00-04	3532	2882	1481	1401	650	310	340
05-09	3879	3120	1629	1491	759	392	367
10-14	3931	3035	1582	1453	896	474	422
15-19	4112	3025	1591	1434	1087	547	540
20-24	3501	2742	1339	1403	759	371	388
25-29	3739	3132	1475	1657	607	324	283
30-34	3806	3290	1713	1577	516	248	268
35-39	3057	2627	1319	1308	430	204	226
40-44	2614	2167	1082	1085	447	183	264
45-49	2461	2125	1065	1060	336	136	200
50-54	2366	2008	1010	998	358	163	195
55-59	2121	1822	860	962	299	142	157
60-64	1779	1475	736	739	304	125	179
65-69	1718	1354	638	716	364	162	202
70-74	1288	1047	444	603	241	106	135
75-79	842	683	258	425	159	60	99
80-84	469	386	144	242	83	33	50
85 up	343	267	63	204	76	26	50
Total	45558	37187	18429	18758	8371	4006	4365

HOUSTON

Age Group	Grand Total	Total White	White Male	White Female	Total Black	Black Male	Black Female
00-04	7330	5063	2645	2418	2267	1081	1186
05-09	7740	5533	2865	2668	2207	1104	1103
10-14	7840	5772	2981	2791	2068	1029	1039
15-19	9475	7202	3655	3547	2273	1166	1107
20-24	8769	6722	3482	3240	2047	982	1065
25-29	7570	5629	2863	2766	1941	918	1023
30-34	7317	5736	2946	2790	1581	729	852
35-39	5827	4778	2307	2471	1049	500	549
40-44	5714	4886	2390	2496	828	362	466
45-49	5438	4714	2479	2235	724	348	376
50-54	4372	3819	1946	1873	553	237	316
55-59	4023	3571	1742	1829	452	207	245
60-64	2824	2371	1261	1110	453	191	262
65-69	2523	2025	857	1168	498	211	287
70-74	1533	1218	472	746	315	113	202
75-79	965	769	263	506	196	67	129
80-84	586	466	143	323	120	44	76
85 up	450	326	75	251	124	41	83
Total	90296	70600	35372	35228	19696	9330	10366

1988 Population Projections

IRWIN

Age Group	Grand Total	Total White	White Male	White Female	Total Black	Black Male	Black Female
00-04	725	409	220	189	316	164	152
05-09	778	458	240	218	320	171	149
10-14	882	495	265	230	387	210	177
15-19	910	542	255	287	368	205	163
20-24	660	450	226	224	210	102	108
25-29	613	403	216	187	210	87	123
30-34	601	431	190	241	170	80	90
35-39	550	408	212	196	142	50	92
40-44	456	343	174	169	113	53	60
45-49	434	329	156	173	105	42	63
50-54	503	376	192	184	127	61	66
55-59	451	355	151	204	96	39	57
60-64	503	420	179	241	83	38	45
65-69	541	422	194	228	119	46	73
70-74	393	308	119	189	85	40	45
75-79	266	210	81	129	56	23	33
80-84	142	115	30	85	27	3	24
85 up	116	95	27	68	21	7	14
Total	9524	6569	3127	3442	2955	1421	1534

JACKSON

Age Group	Grand Total	Total White	White Male	White Female	Total Black	Black Male	Black Female
00-04	2056	1826	974	852	230	110	120
05-09	2226	1948	1010	938	278	137	141
10-14	2504	2179	1121	1058	325	153	172
15-19	2618	2227	1136	1091	391	183	208
20-24	2329	2074	996	1078	255	130	125
25-29	2106	1873	982	891	233	118	115
30-34	2168	1927	941	986	241	126	115
35-39	1845	1636	835	801	209	105	104
40-44	1598	1439	713	726	159	73	86
45-49	1394	1239	625	614	155	81	74
50-54	1336	1205	603	602	131	62	69
55-59	1311	1216	572	644	95	38	57
60-64	1257	1146	513	633	111	45	66
65-69	1192	1074	460	614	118	48	70
70-74	940	865	342	523	75	36	39
75-79	619	580	226	354	39	21	18
80-84	312	287	99	188	25	7	18
85 up	270	246	72	174	24	13	11
Total	28081	24987	12220	12767	3094	1486	1608

JASPER

Age Group	Grand Total	Total White	White Male	White Female	Total Black	Black Male	Black Female
00-04	719	403	210	193	316	161	155
05-09	687	367	179	188	320	156	164
10-14	743	395	215	180	348	175	173
15-19	783	382	202	180	401	216	185
20-24	695	367	173	194	328	165	163
25-29	709	386	204	182	323	153	170
30-34	640	367	180	187	273	128	145
35-39	490	319	151	168	171	76	95
40-44	400	265	132	133	135	68	67
45-49	467	306	168	138	161	77	84
50-54	395	259	114	145	136	63	73
55-59	409	260	128	132	149	76	73
60-64	402	274	130	144	128	52	76
65-69	436	294	116	178	142	62	80
70-74	317	237	104	133	80	32	48
75-79	196	134	49	85	62	24	38
80-84	132	101	38	63	31	8	23
85 up	86	57	15	42	29	8	21
Total	8706	5173	2508	2665	3533	1700	1833

JEFF DAVIS

Age Group	Grand Total	Total White	White Male	White Female	Total Black	Black Male	Black Female
00-04	1018	827	452	375	191	97	94
05-09	1147	934	480	454	213	114	99
10-14	1189	997	512	485	192	98	94
15-19	1251	1013	524	489	238	121	117
20-24	1039	847	411	436	192	87	105
25-29	1008	848	432	416	160	79	81
30-34	958	825	395	430	133	67	66
35-39	770	690	336	354	80	47	33
40-44	639	562	297	265	77	26	51
45-49	602	529	242	287	73	33	40
50-54	647	548	288	260	99	44	55
55-59	582	492	223	269	90	42	48
60-64	514	452	215	237	62	19	43
65-69	528	454	197	257	74	36	38
70-74	430	353	149	204	77	41	36
75-79	245	189	60	129	56	18	38
80-84	123	96	41	55	27	7	20
85 up	87	61	18	43	26	10	16
Total	12777	10717	5272	5445	2060	986	1074

1988 Population Projections

JEFFERSON

Age Group	Grand Total	Total White	White Male	White Female	Total Black	Black Male	Black Female
00-04	1622	572	302	270	1050	512	538
05-09	1726	578	313	265	1148	590	558
10-14	1942	677	356	321	1265	614	651
15-19	1866	673	356	317	1193	596	597
20-24	1474	591	298	293	883	379	504
25-29	1511	652	330	322	859	384	475
30-34	1258	585	316	269	673	295	378
35-39	1012	541	284	257	471	210	261
40-44	810	437	208	229	373	162	211
45-49	727	415	203	212	312	131	181
50-54	931	501	226	275	430	155	275
55-59	919	534	263	271	385	173	212
60-64	881	509	217	292	372	143	229
65-69	923	469	183	286	454	194	260
70-74	783	467	190	277	316	119	197
75-79	556	310	116	194	246	100	146
80-84	284	151	36	115	133	53	80
85 up	181	96	22	74	85	18	67
Total	19406	8758	4219	4539	10648	4828	5820

JENKINS

Age Group	Grand Total	Total White	White Male	White Female	Total Black	Black Male	Black Female
00-04	749	381	193	188	368	188	180
05-09	760	397	203	194	363	182	181
10-14	864	404	200	204	460	225	235
15-19	965	464	241	223	501	244	257
20-24	773	453	219	234	320	153	167
25-29	674	408	218	190	266	125	141
30-34	631	395	200	195	236	105	131
35-39	487	332	180	152	155	71	84
40-44	414	259	129	130	155	67	88
45-49	418	284	134	150	134	51	83
50-54	481	336	143	193	145	61	84
55-59	492	346	172	174	146	61	85
60-64	438	321	159	162	117	44	73
65-69	453	258	120	138	195	97	98
70-74	338	211	105	106	127	53	74
75-79	225	128	48	80	97	41	56
80-84	103	69	28	41	34	14	20
85 up	88	49	18	31	39	11	28
Total	9353	5495	2710	2785	3858	1793	2065

JOHNSON

Age Group	Grand Total	Total White	White Male	White Female	Total Black	Black Male	Black Female
00-04	772	394	186	208	378	181	197
05-09	722	445	228	217	277	133	144
10-14	757	469	246	223	288	130	158
15-19	833	503	250	253	330	159	171
20-24	700	414	216	198	286	125	161
25-29	608	392	212	180	216	98	118
30-34	573	401	180	221	172	81	91
35-39	484	368	187	181	116	52	64
40-44	432	331	158	173	101	37	64
45-49	375	276	130	146	99	46	53
50-54	470	359	167	192	111	45	66
55-59	462	345	164	181	117	48	69
60-64	453	359	168	191	94	42	52
65-69	459	378	153	225	81	32	49
70-74	375	296	122	174	79	27	52
75-79	240	183	59	124	57	24	33
80-84	124	94	25	69	30	13	17
85 up	130	100	24	76	30	8	22
Total	8969	6107	2875	3232	2862	1281	1581

JONES

Age Group	Grand Total	Total White	White Male	White Female	Total Black	Black Male	Black Female
00-04	1570	1082	544	538	488	252	236
05-09	1706	1173	612	561	533	264	269
10-14	1785	1154	604	550	631	298	333
15-19	1943	1180	645	535	763	382	381
20-24	1585	1068	549	519	517	230	287
25-29	1739	1292	617	675	447	198	249
30-34	1604	1233	627	606	371	171	200
35-39	1314	931	448	483	383	169	214
40-44	1198	882	470	412	316	142	174
45-49	999	702	367	335	297	136	161
50-54	967	682	339	343	285	143	142
55-59	880	637	323	314	243	117	126
60-64	783	573	256	317	210	98	112
65-69	668	436	218	218	232	108	124
70-74	444	309	125	184	135	60	75
75-79	358	228	97	131	130	39	91
80-84	256	177	65	112	79	30	49
85 up	183	112	26	86	71	22	49
Total	19982	13851	6932	6919	6131	2859	3272

1988 Population Projections

LANIER

LAMAR

Age Group	Grand Total	Total White	White Male	White Female	Total Black	Black Male	Black Female
00-04	951	559	277	282	392	199	193
05-09	1050	612	295	317	438	233	205
10-14	1175	654	354	300	521	245	276
15-19	1356	719	373	346	637	293	344
20-24	982	594	297	297	388	197	191
25-29	992	632	324	308	360	168	192
30-34	924	623	303	320	301	132	169
35-39	750	509	260	249	241	122	119
40-44	611	429	215	214	182	79	103
45-49	694	520	244	276	174	78	96
50-54	668	484	237	247	184	85	99
55-59	660	513	245	268	147	56	91
60-64	600	443	208	235	157	67	90
65-69	592	422	173	249	170	76	94
70-74	406	294	108	186	112	46	66
75-79	281	217	77	140	64	28	36
80-84	150	118	30	88	32	9	23
85 up	139	107	23	84	32	10	22
Total	12981	8449	4043	4406	4532	2123	2409

Age Group	Grand Total	Total White	White Male	White Female	Total Black	Black Male	Black Female
00-04	546	379	207	172	167	92	75
05-09	521	369	170	199	152	78	74
10-14	614	410	206	204	204	101	103
15-19	613	404	217	187	209	115	94
20-24	515	388	184	204	127	65	62
25-29	417	311	150	161	106	43	63
30-34	402	326	173	153	76	34	42
35-39	364	284	136	148	80	40	40
40-44	275	217	105	112	58	24	34
45-49	297	243	107	136	54	22	32
50-54	311	255	128	127	56	29	27
55-59	248	196	98	98	52	22	30
60-64	208	169	77	92	39	14	25
65-69	248	198	84	114	50	25	25
70-74	198	158	74	84	40	14	26
75-79	119	99	30	69	20	7	13
80-84	57	49	21	28	8	4	4
85 up	45	37	11	26	8	0	8
Total	5998	4492	2178	2314	1506	729	777

LEE

LAURENS

Age Group	Grand Total	Total White	White Male	White Female	Total Black	Black Male	Black Female
00-04	3207	1795	934	861	1412	708	704
05-09	3156	1862	979	883	1294	659	635
10-14	3482	2087	1057	1030	1395	730	665
15-19	3723	2190	1142	1048	1533	799	734
20-24	3026	1909	933	976	1117	528	589
25-29	3001	1996	987	1009	1005	425	580
30-34	2737	1936	943	993	801	372	429
35-39	2308	1679	813	866	629	274	355
40-44	1981	1449	700	749	532	239	293
45-49	1954	1487	741	746	467	198	269
50-54	1823	1405	675	730	418	165	253
55-59	2057	1535	782	753	522	257	265
60-64	1961	1441	717	724	520	215	305
65-69	2155	1519	705	814	636	271	365
70-74	1576	1150	466	684	426	155	271
75-79	953	670	240	430	283	100	183
80-84	603	455	163	292	148	48	100
85 up	498	317	109	208	181	52	129
Total	40201	26882	13086	13796	13319	6195	7124

Age Group	Grand Total	Total White	White Male	White Female	Total Black	Black Male	Black Female
00-04	1385	1069	565	504	316	160	156
05-09	1529	1109	594	515	420	202	218
10-14	1617	1157	585	572	460	206	254
15-19	1555	1062	515	547	493	256	237
20-24	1413	976	492	484	437	262	175
25-29	1520	1179	532	647	341	171	170
30-34	1483	1259	672	587	224	121	103
35-39	1127	974	478	496	153	63	90
40-44	849	725	396	329	124	62	62
45-49	662	529	266	263	133	59	74
50-54	684	551	308	243	133	58	75
55-59	620	490	239	251	130	56	74
60-64	535	374	163	211	161	77	84
65-69	396	263	117	146	133	68	65
70-74	287	191	80	111	96	42	54
75-79	191	122	36	86	69	24	45
80-84	73	53	16	37	20	9	11
85 up	58	20	7	13	38	11	27
Total	15984	12103	6061	6042	3881	1907	1974

1988 Population Projections

LUMPKIN

Age Group	Grand Total	Total White	White Male	White Female	Total Black	Black Male	Black Female
00-04	820	789	387	402	31	25	6
05-09	949	910	473	437	39	21	18
10-14	979	946	488	458	33	18	15
15-19	1595	1495	741	754	100	63	37
20-24	1407	1349	679	670	58	32	26
25-29	923	885	457	428	38	21	17
30-34	893	872	428	444	21	8	13
35-39	772	748	363	385	24	12	12
40-44	651	639	316	323	12	4	8
45-49	631	606	296	310	25	18	7
50-54	589	569	275	294	20	13	7
55-59	536	519	258	261	17	9	8
60-64	445	432	221	211	13	6	7
65-69	467	449	211	238	18	9	9
70-74	372	358	153	205	14	4	10
75-79	230	224	91	133	6	0	6
80-84	133	130	43	87	3	3	0
85 up	143	141	50	91	2	1	1
Total	12535	12061	5930	6131	474	267	207

MACON

Age Group	Grand Total	Total White	White Male	White Female	Total Black	Black Male	Black Female
00-04	1315	523	248	275	792	390	402
05-09	1337	493	285	208	844	391	453
10-14	1350	417	211	206	933	481	452
15-19	1518	458	231	227	1060	540	520
20-24	1291	521	264	257	770	340	430
25-29	1179	545	286	259	634	295	339
30-34	949	489	241	248	460	222	238
35-39	755	376	199	177	379	161	218
40-44	653	302	169	133	351	152	199
45-49	619	298	142	156	321	144	177
50-54	646	341	161	180	305	107	198
55-59	682	341	163	178	341	130	211
60-64	683	360	174	186	323	137	186
65-69	635	300	138	162	335	128	207
70-74	512	279	102	177	233	97	136
75-79	389	207	82	125	182	60	122
80-84	211	126	44	82	85	26	59
85 up	178	104	33	71	74	12	62
Total	14902	6480	3173	3307	8422	3813	4609

MADISON

Age Group	Grand Total	Total White	White Male	White Female	Total Black	Black Male	Black Female
00-04	1564	1383	723	660	181	87	94
05-09	1762	1512	820	692	250	139	111
10-14	1893	1595	808	787	298	151	147
15-19	1843	1561	795	766	282	153	129
20-24	1601	1431	703	728	170	87	83
25-29	1724	1567	765	802	157	65	92
30-34	1728	1547	781	766	181	83	98
35-39	1442	1287	644	643	155	74	81
40-44	1165	1055	544	511	110	53	57
45-49	980	922	438	484	58	28	30
50-54	1002	921	467	454	81	35	46
55-59	934	837	409	428	97	37	60
60-64	842	756	343	413	86	37	49
65-69	825	730	327	403	95	46	49
70-74	621	571	248	323	50	18	32
75-79	385	358	127	231	27	8	19
80-84	151	139	56	83	12	4	8
85 up	103	95	30	65	8	1	7
Total	20565	18267	9028	9239	2298	1106	1192

MARION

Age Group	Grand Total	Total White	White Male	White Female	Total Black	Black Male	Black Female
00-04	414	181	85	96	233	134	99
05-09	492	237	128	109	255	151	104
10-14	611	295	153	142	316	150	166
15-19	651	308	150	158	343	166	177
20-24	444	220	106	114	224	99	125
25-29	401	207	103	104	194	95	99
30-34	385	236	101	135	149	66	83
35-39	325	207	115	92	118	46	72
40-44	324	195	94	101	129	59	70
45-49	263	165	79	86	98	48	50
50-54	221	134	58	76	87	38	49
55-59	267	153	83	70	114	47	67
60-64	285	175	82	93	110	50	60
65-69	254	138	61	77	116	43	73
70-74	180	113	44	69	67	35	32
75-79	109	54	16	38	55	16	39
80-84	60	26	13	13	34	17	17
85 up	45	22	8	14	23	5	18
Total	5731	3066	1479	1587	2665	1265	1400

1988 Population Projections

MCINTOSH

MCDUFFIE

Age Group	Grand Total	Total White	White Male	White Female	Total Black	Black Male	Black Female
00-04	1638	905	467	438	733	355	378
05-09	1687	988	507	481	699	340	359
10-14	1800	1042	552	490	758	408	350
15-19	2027	1089	535	554	938	449	489
20-24	1617	965	457	508	652	272	380
25-29	1538	946	459	487	592	262	330
30-34	1536	1024	517	507	512	236	276
35-39	1243	809	392	417	434	182	252
40-44	1025	720	364	356	305	116	189
45-49	1010	742	371	371	268	122	146
50-54	1036	745	389	356	291	133	158
55-59	975	707	302	405	268	106	162
60-64	880	635	293	342	245	96	149
65-69	885	614	288	326	271	122	149
70-74	753	517	217	300	236	93	143
75-79	395	280	83	197	115	33	82
80-84	211	149	46	103	62	13	49
85 up	201	142	29	113	59	22	37
Total	20457	13019	6268	6751	7438	3360	4078

Age Group	Grand Total	Total White	White Male	White Female	Total Black	Black Male	Black Female
00-04	651	318	164	154	333	161	172
05-09	772	399	209	190	373	180	193
10-14	910	427	216	211	483	259	224
15-19	968	474	273	201	494	249	245
20-24	717	410	193	217	307	145	162
25-29	658	371	196	175	287	140	147
30-34	587	342	159	183	245	116	129
35-39	507	322	162	160	185	71	114
40-44	456	300	168	132	156	67	89
45-49	367	225	105	120	142	55	87
50-54	406	228	119	109	178	78	100
55-59	381	229	108	121	152	60	92
60-64	356	190	98	92	166	74	92
65-69	410	219	93	126	191	90	101
70-74	280	157	74	83	123	46	77
75-79	170	86	39	47	84	42	42
80-84	77	40	20	20	37	9	28
85 up	54	25	4	21	29	9	20
Total	8727	4762	2400	2362	3965	1851	2114

633

MILLER

MERIWETHER

Age Group	Grand Total	Total White	White Male	White Female	Total Black	Black Male	Black Female
00-04	1792	802	408	394	990	497	493
05-09	1823	833	430	403	990	509	481
10-14	2056	917	481	436	1139	568	571
15-19	2075	979	488	491	1096	532	564
20-24	1745	898	464	434	847	396	451
25-29	1596	855	445	410	741	381	360
30-34	1497	845	407	438	652	298	354
35-39	1214	714	372	342	500	256	244
40-44	1017	611	284	327	406	174	232
45-49	976	631	291	340	345	163	182
50-54	1039	677	333	344	362	145	217
55-59	1031	686	327	359	345	138	207
60-64	1030	664	277	387	366	153	213
65-69	1024	634	273	361	390	167	223
70-74	814	462	192	270	352	162	190
75-79	492	313	113	200	179	72	107
80-84	302	217	55	162	85	26	59
85 up	233	177	43	134	56	22	34
Total	21756	11915	5683	6232	9841	4659	5182

Age Group	Grand Total	Total White	White Male	White Female	Total Black	Black Male	Black Female
00-04	616	386	191	195	230	102	128
05-09	644	402	234	168	242	126	116
10-14	716	416	222	194	300	143	157
15-19	713	436	217	219	277	124	153
20-24	584	393	182	211	191	98	93
25-29	531	390	215	175	141	50	91
30-34	463	343	174	169	120	60	60
35-39	401	322	152	170	79	26	53
40-44	362	291	139	152	71	29	42
45-49	391	309	146	163	82	37	45
50-54	387	305	155	150	82	35	47
55-59	353	273	134	139	80	25	55
60-64	386	302	135	167	84	38	46
65-69	384	308	138	170	76	36	40
70-74	300	251	104	147	49	21	28
75-79	199	168	68	100	31	8	23
80-84	118	100	24	76	18	7	10
85 up	65	49	17	32	16	7	9
Total	7613	5444	2647	2797	2169	973	1196

1988 Population Projections

MITCHELL

Age Group	Grand Total	Total White	White Male	White Female	Total Black	Black Male	Black Female
00-04	2102	840	433	407	1262	620	642
05-09	2329	984	488	496	1345	722	623
10-14	2304	990	502	488	1314	693	621
15-19	2439	1047	557	490	1392	693	699
20-24	1864	853	426	427	1011	489	522
25-29	1752	862	434	428	890	398	492
30-34	1496	866	427	439	630	293	337
35-39	1258	741	364	377	517	223	294
40-44	1098	671	338	333	427	192	235
45-49	991	610	298	312	381	168	213
50-54	1062	640	313	327	422	179	243
55-59	1039	660	325	335	379	159	220
60-64	1015	630	264	366	385	161	224
65-69	1025	634	269	365	391	161	230
70-74	699	459	171	288	240	83	157
75-79	475	310	98	212	165	73	92
80-84	291	191	45	146	100	32	68
85 up	201	124	37	87	77	31	46
Total	23440	12112	5789	6323	11328	5370	5958

MONROE

Age Group	Grand Total	Total White	White Male	White Female	Total Black	Black Male	Black Female
00-04	1106	643	339	304	463	241	222
05-09	1316	742	394	348	574	278	296
10-14	1404	759	396	363	645	346	299
15-19	1584	898	403	495	686	326	360
20-24	1373	810	329	481	563	242	321
25-29	1326	784	404	380	542	250	292
30-34	1156	743	373	370	413	204	209
35-39	1024	668	333	335	356	153	203
40-44	886	561	298	263	325	163	162
45-49	782	493	248	245	289	125	164
50-54	829	566	270	296	263	123	140
55-59	718	480	226	254	238	118	120
60-64	696	494	239	255	202	91	111
65-69	646	436	181	255	210	91	119
70-74	493	343	124	219	150	45	105
75-79	365	259	89	170	106	35	71
80-84	205	153	37	116	52	16	36
85 up	174	119	24	95	55	11	44
Total	16083	9951	4707	5244	6132	2858	3274

MONTGOMERY

Age Group	Grand Total	Total White	White Male	White Female	Total Black	Black Male	Black Female
00-04	649	435	216	219	214	101	113
05-09	658	406	221	185	252	121	131
10-14	705	424	229	195	281	161	120
15-19	877	564	288	276	313	160	153
20-24	937	560	332	228	377	270	107
25-29	658	447	243	204	211	115	96
30-34	532	405	198	207	127	56	71
35-39	430	324	165	159	106	46	60
40-44	417	315	155	160	102	36	66
45-49	369	284	133	151	85	44	41
50-54	322	240	132	108	82	38	44
55-59	359	280	130	150	79	42	37
60-64	368	284	125	159	84	43	41
65-69	347	245	92	153	102	38	64
70-74	222	162	67	95	60	28	32
75-79	170	133	47	86	37	17	20
80-84	82	60	23	37	22	7	15
85 up	51	37	14	23	14	3	11
Total	8153	5605	2810	2795	2548	1326	1222

MORGAN

Age Group	Grand Total	Total White	White Male	White Female	Total Black	Black Male	Black Female
00-04	1052	578	282	296	474	244	230
05-09	1201	633	318	315	568	292	276
10-14	1309	675	330	345	634	339	295
15-19	1309	612	334	278	697	347	350
20-24	1063	536	283	253	527	249	278
25-29	1004	632	304	328	372	175	197
30-34	938	596	327	269	342	160	182
35-39	793	497	243	254	296	135	161
40-44	672	444	227	217	228	106	122
45-49	600	393	207	186	207	83	124
50-54	500	333	160	173	167	67	100
55-59	597	410	199	211	187	82	105
60-64	602	399	184	215	203	81	122
65-69	719	460	207	253	259	111	148
70-74	488	319	120	199	169	68	101
75-79	369	233	82	151	136	48	88
80-84	221	153	42	111	68	15	53
85 up	184	119	35	84	65	20	45
Total	13621	8022	3884	4138	5599	2622	2977

1988 Population Projections

MURRAY

MUSCOGEE

Age Group	Grand Total	Total White	White Male	White Female	Total Black	Black Male	Black Female
00-04	1865	1856	930	926	9	6	3
05-09	2234	2222	1101	1121	12	10	2
10-14	2122	2114	1079	1035	8	3	5
15-19	2212	2194	1116	1078	18	10	8
20-24	1936	1921	949	972	15	6	9
25-29	1880	1871	906	965	9	7	2
30-34	1932	1918	989	929	14	5	9
35-39	1618	1615	821	794	3	2	1
40-44	1361	1357	684	673	4	2	2
45-49	1182	1171	608	563	11	3	8
50-54	1018	1013	491	522	5	2	3
55-59	840	835	418	417	5	3	2
60-64	739	737	310	427	2	0	2
65-69	786	782	341	441	4	4	0
70-74	516	512	237	275	4	0	4
75-79	367	365	146	219	2	1	1
80-84	171	170	60	110	1	1	0
85 up	101	101	43	58	0	0	0
Total	22880	22754	11229	11525	126	65	61

Age Group	Grand Total	Total White	White Male	White Female	Total Black	Black Male	Black Female
00-04	15879	8559	4392	4167	7320	3713	3607
05-09	15749	8813	4589	4224	6936	3553	3383
10-14	15382	8919	4399	4520	6463	3276	3187
15-19	21027	13164	7722	5442	7863	4341	3522
20-24	21130	12744	6861	5883	8386	4236	4150
25-29	17985	11223	5804	5419	6762	3144	3618
30-34	14469	9325	4720	4605	5144	2374	2770
35-39	11033	7337	3600	3737	3696	1539	2157
40-44	9615	6330	2996	3334	3285	1436	1849
45-49	10346	6975	3265	3710	3371	1459	1912
50-54	10690	7638	3529	4109	3052	1326	1726
55-59	9662	7175	3237	3938	2487	1085	1402
60-64	8100	5906	2792	3114	2194	974	1220
65-69	7048	4925	2098	2827	2123	799	1324
70-74	5136	3664	1314	2350	1472	531	941
75-79	3180	2274	717	1557	906	303	603
80-84	1725	1253	354	899	472	137	335
85 up	1273	941	218	723	332	91	241
Total	199429	127165	62607	64558	72264	34317	37947

NEWTON

OCONEE

Age Group	Grand Total	Total White	White Male	White Female	Total Black	Black Male	Black Female
00-04	3204	2308	1236	1072	896	478	418
05-09	3546	2500	1232	1268	1046	516	530
10-14	3998	2721	1422	1299	1277	583	694
15-19	4297	2939	1517	1422	1358	660	698
20-24	3246	2279	1143	1136	967	443	524
25-29	3085	2280	1111	1169	805	369	436
30-34	3034	2313	1115	1198	721	324	397
35-39	2639	2031	1036	995	608	268	340
40-44	2273	1783	887	896	490	218	272
45-49	2061	1589	837	752	472	205	267
50-54	1932	1516	725	791	416	178	238
55-59	1719	1381	655	726	338	153	185
60-64	1743	1393	598	795	350	144	206
65-69	1630	1268	545	723	362	155	207
70-74	1215	973	412	561	242	106	136
75-79	718	586	198	388	132	51	81
80-84	397	328	110	218	69	20	49
85 up	284	238	65	173	46	9	37
Total	41021	30426	14844	15582	10595	4880	5715

Age Group	Grand Total	Total White	White Male	White Female	Total Black	Black Male	Black Female
00-04	1237	1073	554	519	164	79	85
05-09	1433	1270	647	623	163	80	83
10-14	1443	1290	658	632	153	66	87
15-19	1430	1216	586	630	214	110	104
20-24	1461	1284	683	601	177	79	98
25-29	1544	1406	706	700	138	63	75
30-34	1585	1456	716	740	129	58	71
35-39	1290	1193	567	626	97	51	46
40-44	890	805	429	376	85	43	42
45-49	790	705	359	346	85	35	50
50-54	685	627	306	321	58	28	30
55-59	597	537	275	262	60	26	34
60-64	528	476	216	260	52	26	26
65-69	476	429	159	270	47	19	28
70-74	391	349	167	182	42	11	31
75-79	274	255	88	167	19	3	16
80-84	177	166	59	107	11	4	7
85 up	97	85	27	58	12	5	7
Total	16328	14622	7202	7420	1706	786	920

1988 Population Projections

OGLETHORPE

Age Group	Grand Total	Total White	White Male	White Female	Total Black	Black Male	Black Female
00-04	693	377	195	182	316	148	168
05-09	799	519	258	261	280	131	149
10-14	1000	608	316	292	392	195	197
15-19	938	546	276	270	392	190	202
20-24	734	457	232	225	277	124	153
25-29	702	499	257	242	203	99	104
30-34	713	525	243	282	188	82	106
35-39	671	494	253	241	177	82	95
40-44	534	380	191	189	154	65	89
45-49	481	365	191	174	116	59	57
50-54	447	328	164	164	119	56	63
55-59	428	317	147	170	111	55	56
60-64	438	331	150	181	107	47	60
65-69	426	306	147	159	120	51	69
70-74	367	276	111	165	91	49	42
75-79	261	212	96	116	49	24	25
80-84	119	90	25	65	29	13	16
85 up	96	75	26	49	21	8	13
Total	9847	6705	3278	3427	3142	1478	1664

PAULDING

Age Group	Grand Total	Total White	White Male	White Female	Total Black	Black Male	Black Female
00-04	2535	2401	1240	1161	134	70	64
05-09	2968	2825	1451	1374	143	82	61
10-14	2957	2771	1396	1375	186	90	96
15-19	2772	2605	1289	1316	167	85	82
20-24	2583	2444	1214	1230	139	75	64
25-29	2770	2645	1265	1380	125	59	66
30-34	2666	2552	1272	1280	114	49	65
35-39	2207	2111	1112	999	96	41	55
40-44	1759	1688	860	828	71	36	35
45-49	1573	1512	771	741	61	26	35
50-54	1403	1332	656	676	71	35	36
55-59	1281	1231	605	626	50	24	26
60-64	1184	1130	500	630	54	25	29
65-69	1091	1037	472	565	54	24	30
70-74	782	751	314	437	31	16	15
75-79	537	511	195	316	26	10	16
80-84	268	260	93	167	8	3	5
85 up	181	171	65	106	10	4	6
Total	31517	29977	14770	15207	1540	754	786

PEACH

Age Group	Grand Total	Total White	White Male	White Female	Total Black	Black Male	Black Female
00-04	1733	733	374	359	1000	509	491
05-09	1757	824	437	387	933	489	444
10-14	1987	857	448	409	1130	574	556
15-19	2422	877	468	409	1545	731	814
20-24	2152	819	423	396	1333	622	711
25-29	1728	840	418	422	888	401	487
30-34	1467	817	404	413	650	291	359
35-39	1279	750	367	383	529	242	287
40-44	1136	658	309	349	478	229	249
45-49	1063	614	309	305	449	186	263
50-54	952	613	316	297	339	134	205
55-59	956	572	259	313	384	153	231
60-64	784	471	234	237	313	132	181
65-69	811	444	195	249	367	150	217
70-74	535	302	108	194	233	90	143
75-79	365	217	81	136	148	51	97
80-84	203	111	42	69	92	24	68
85 up	135	85	23	62	50	12	38
Total	21465	10604	5215	5389	10861	5020	5841

PICKENS

Age Group	Grand Total	Total White	White Male	White Female	Total Black	Black Male	Black Female
00-04	960	941	448	493	19	4	15
05-09	1064	1040	509	531	24	11	13
10-14	1154	1119	562	557	35	20	15
15-19	1237	1208	621	587	29	15	14
20-24	1048	1026	516	510	22	14	8
25-29	1054	1031	509	522	23	11	12
30-34	1014	991	503	488	23	9	14
35-39	868	854	419	435	14	7	7
40-44	819	790	374	416	29	12	17
45-49	733	715	361	354	18	9	9
50-54	700	675	347	328	25	18	7
55-59	657	638	274	364	19	4	15
60-64	673	665	337	328	8	2	6
65-69	670	646	293	353	24	6	18
70-74	531	518	231	287	13	3	10
75-79	343	332	114	218	11	6	5
80-84	234	225	80	145	9	8	1
85 up	156	153	46	107	3	0	3
Total	13915	13567	6544	7023	348	159	189

1988 Population Projections

PIKE

PIERCE

Age Group	Grand Total	Total White	White Male	White Female	Total Black	Black Male	Black Female
00-04	1089	899	456	443	190	80	110
05-09	1141	967	496	471	174	83	91
10-14	1261	1033	514	519	228	121	107
15-19	1238	1018	515	503	220	109	111
20-24	981	845	392	453	136	67	69
25-29	996	888	469	419	108	55	53
30-34	996	910	461	449	86	40	46
35-39	852	753	379	374	99	40	59
40-44	669	590	305	285	79	32	47
45-49	584	509	248	261	75	28	47
50-54	588	513	273	240	75	35	40
55-59	600	514	229	285	86	33	53
60-64	587	507	234	273	80	36	44
65-69	562	476	210	266	86	45	41
70-74	405	344	129	215	61	17	44
75-79	278	228	89	139	50	24	26
80-84	137	113	45	68	24	7	17
85 up	99	71	23	48	28	13	15
Total	13063	11178	5467	5711	1885	865	1020

Age Group	Grand Total	Total White	White Male	White Female	Total Black	Black Male	Black Female
00-04	748	520	243	277	228	124	104
05-09	748	524	270	254	224	92	132
10-14	844	559	298	261	285	159	126
15-19	936	620	312	308	316	169	147
20-24	671	479	243	236	192	92	100
25-29	689	496	240	256	193	96	97
30-34	681	522	262	260	159	80	79
35-39	638	501	257	244	137	66	71
40-44	548	420	206	214	128	60	68
45-49	489	384	196	188	105	44	61
50-54	467	354	184	170	113	51	62
55-59	458	359	174	185	99	43	56
60-64	453	349	167	182	104	47	57
65-69	453	350	177	173	103	52	51
70-74	384	296	122	174	88	40	48
75-79	235	175	74	101	60	22	38
80-84	121	105	46	59	16	4	12
85 up	99	75	23	52	24	9	15
Total	9662	7088	3494	3594	2574	1250	1324

PULASKI

POLK

Age Group	Grand Total	Total White	White Male	White Female	Total Black	Black Male	Black Female
00-04	2391	1947	982	965	444	221	223
05-09	2782	2250	1161	1089	532	282	250
10-14	3008	2431	1266	1165	577	286	291
15-19	3231	2611	1348	1263	620	307	313
20-24	2714	2250	1121	1129	464	226	238
25-29	2343	1958	987	971	385	161	224
30-34	2347	2010	948	1062	337	165	172
35-39	2014	1759	854	905	255	110	145
40-44	1974	1733	841	892	241	112	129
45-49	1760	1541	745	796	219	94	125
50-54	1862	1643	813	830	219	111	108
55-59	1782	1561	692	869	221	96	125
60-64	1773	1580	675	905	193	69	124
65-69	1884	1616	695	921	268	105	163
70-74	1460	1284	475	809	176	64	112
75-79	908	800	303	497	108	37	71
80-84	492	455	163	292	37	13	24
85 up	320	270	73	197	50	18	32
Total	35045	29699	14142	15557	5346	2477	2869

Age Group	Grand Total	Total White	White Male	White Female	Total Black	Black Male	Black Female
00-04	704	391	205	186	313	161	152
05-09	776	485	264	221	291	134	157
10-14	843	523	260	263	320	154	166
15-19	887	483	250	233	404	174	230
20-24	728	427	208	219	301	139	162
25-29	629	438	210	228	191	75	116
30-34	604	454	233	221	150	71	79
35-39	562	404	187	217	158	61	97
40-44	473	333	178	155	140	53	87
45-49	484	359	174	185	125	46	79
50-54	509	363	178	185	146	64	82
55-59	431	328	157	171	103	33	70
60-64	453	323	143	180	130	50	80
65-69	491	315	131	184	176	67	109
70-74	338	212	104	108	126	48	78
75-79	271	171	55	116	100	37	63
80-84	130	87	24	63	43	16	27
85 up	98	63	21	42	35	10	25
Total	9411	6159	2982	3177	3252	1393	1859

1988 Population Projections

PUTNAM

Age Group	Grand Total	Total White	White Male	White Female	Total Black	Black Male	Black Female
00-04	834	449	225	224	385	209	176
05-09	941	474	235	239	467	219	248
10-14	1018	468	236	232	550	292	258
15-19	1172	513	283	230	659	355	304
20-24	955	518	231	287	437	223	214
25-29	935	554	286	268	381	200	181
30-34	843	511	280	231	332	150	182
35-39	677	411	208	203	266	129	137
40-44	592	390	199	191	202	94	108
45-49	583	406	206	200	177	74	103
50-54	630	431	200	231	199	87	112
55-59	626	467	225	242	159	65	94
60-64	628	424	203	221	204	96	108
65-69	617	368	173	195	249	122	127
70-74	400	271	115	156	129	56	73
75-79	229	156	61	95	73	27	46
80-84	156	103	38	65	53	14	39
85 up	135	64	18	46	71	20	51
Total	11971	6978	3422	3556	4993	2432	2561

QUITMAN

Age Group	Grand Total	Total White	White Male	White Female	Total Black	Black Male	Black Female
00-04	169	43	30	13	126	73	53
05-09	178	66	36	30	112	52	60
10-14	243	85	38	47	158	70	88
15-19	219	71	43	28	148	71	77
20-24	180	45	23	22	135	53	82
25-29	138	58	26	32	80	41	39
30-34	139	57	35	22	82	42	40
35-39	109	55	23	32	54	26	28
40-44	82	43	20	23	39	12	27
45-49	94	68	33	35	26	8	18
50-54	116	48	25	23	68	24	44
55-59	132	66	29	37	66	30	36
60-64	163	105	42	63	58	28	30
65-69	150	83	50	33	67	23	44
70-74	129	62	25	37	67	30	37
75-79	58	37	19	18	21	9	12
80-84	40	24	7	17	16	8	8
85 up	26	12	7	5	14	2	12
Total	2365	1028	511	517	1337	602	735

RABUN

Age Group	Grand Total	Total White	White Male	White Female	Total Black	Black Male	Black Female
00-04	646	639	314	325	7	5	2
05-09	862	844	418	426	18	9	9
10-14	859	847	444	403	12	10	2
15-19	894	889	476	413	5	3	2
20-24	813	805	391	414	8	6	2
25-29	782	776	386	390	6	2	4
30-34	845	827	417	410	18	7	11
35-39	729	722	349	373	7	2	5
40-44	578	572	274	298	6	2	4
45-49	566	564	266	298	2	2	0
50-54	606	603	279	324	3	1	2
55-59	652	647	308	339	5	1	4
60-64	656	650	306	344	6	3	3
65-69	704	699	352	347	5	0	5
70-74	528	521	235	286	7	4	3
75-79	398	396	157	239	2	1	1
80-84	209	206	79	127	3	0	3
85 up	182	180	58	122	2	1	1
Total	11509	11387	5509	5878	122	59	63

RANDOLPH

Age Group	Grand Total	Total White	White Male	White Female	Total Black	Black Male	Black Female
00-04	818	271	121	150	547	274	273
05-09	725	267	156	111	458	223	235
10-14	859	284	143	141	575	291	284
15-19	1097	416	218	198	681	318	363
20-24	771	304	165	139	467	215	252
25-29	644	283	141	142	361	189	172
30-34	561	276	144	132	285	132	153
35-39	428	240	123	117	188	90	98
40-44	405	223	108	115	182	81	101
45-49	384	181	99	82	203	87	116
50-54	452	209	96	113	243	91	152
55-59	470	240	104	136	230	97	133
60-64	493	252	110	142	241	86	155
65-69	531	267	119	148	264	93	171
70-74	409	193	75	118	216	88	128
75-79	296	144	53	91	152	64	88
80-84	164	86	21	65	78	25	53
85 up	131	71	19	52	60	13	47
Total	9638	4207	2015	2192	5431	2457	2974

1988 Population Projections

ROCKDALE

RICHMOND								ROCKDALE							
Age Group	Grand Total	Total White	White Male	White Female	Total Black	Black Male	Black Female	Age Group	Grand Total	Total White	White Male	White Female	Total Black	Black Male	Black Female
00-04	15268	8029	4089	3940	7239	3709	3530	00-04	3403	2997	1563	1434	406	200	206
05-09	14811	7881	4065	3816	6930	3460	3470	05-09	3998	3613	1801	1812	385	210	175
10-14	15322	8214	4172	4042	7108	3606	3502	10-14	4402	3919	2016	1903	483	220	263
15-19	22389	12444	7168	5276	9945	5689	4256	15-19	4098	3561	1834	1727	537	277	260
20-24	23200	13308	6931	6377	9892	5248	4644	20-24	3069	2702	1327	1375	367	179	188
25-29	19200	11500	5853	5647	7700	3656	4044	25-29	3310	2988	1420	1568	322	153	169
30-34	14685	8938	4652	4286	5747	2576	3171	30-34	4038	3737	1779	1958	301	143	158
35-39	11323	6964	3482	3482	4359	1962	2397	35-39	3703	3459	1712	1747	244	118	126
40-44	9299	5964	2871	3093	3335	1481	1854	40-44	2823	2607	1352	1255	216	95	121
45-49	9246	6126	2976	3150	3120	1352	1768	45-49	2388	2180	1115	1065	208	105	103
50-54	9382	6641	3215	3426	2741	1217	1524	50-54	2047	1879	987	892	168	82	86
55-59	8742	6230	3001	3229	2512	1080	1432	55-59	1882	1736	833	903	146	69	77
60-64	7330	4959	2375	2584	2371	1015	1356	60-64	1450	1351	648	703	99	44	55
65-69	6868	4457	1889	2568	2411	1002	1409	65-69	1362	1226	534	692	136	50	86
70-74	5212	3427	1241	2186	1785	710	1075	70-74	953	858	351	507	95	31	64
75-79	3429	2301	689	1612	1128	383	745	75-79	579	519	206	313	60	28	32
80-84	1985	1396	397	999	589	190	399	80-84	317	287	72	215	30	13	17
85 up	1457	1001	260	741	456	124	332	85 up	246	217	80	137	29	4	25
Total	199148	119780	59326	60454	79368	38460	40908	Total	44068	39836	19630	20206	4232	2021	2211

SCREVEN

SCHLEY								SCREVEN							
Age Group	Grand Total	Total White	White Male	White Female	Total Black	Black Male	Black Female	Age Group	Grand Total	Total White	White Male	White Female	Total Black	Black Male	Black Female
00-04	295	174	86	88	121	59	62	00-04	1287	530	271	259	757	391	366
05-09	328	199	98	101	129	65	64	05-09	1200	543	283	260	657	292	365
10-14	425	259	140	119	166	80	86	10-14	1270	623	312	311	647	344	303
15-19	362	205	116	89	157	86	71	15-19	1418	642	309	333	776	401	375
20-24	248	149	76	73	99	51	48	20-24	1248	607	306	301	641	290	351
25-29	253	159	76	83	94	48	46	25-29	1253	649	334	315	604	288	316
30-34	269	189	84	105	80	36	44	30-34	947	525	259	266	422	200	222
35-39	249	181	101	80	68	30	38	35-39	779	500	258	242	279	139	140
40-44	192	122	68	54	70	31	39	40-44	659	406	189	217	253	123	130
45-49	113	75	39	36	38	15	23	45-49	650	427	197	230	223	73	150
50-54	137	79	36	43	58	22	36	50-54	779	509	249	260	270	120	150
55-59	158	109	50	59	49	21	28	55-59	763	499	239	260	264	117	147
60-64	169	109	47	62	60	23	37	60-64	705	470	218	252	235	96	139
65-69	183	111	52	59	72	38	34	65-69	754	482	248	234	272	126	146
70-74	134	72	36	36	62	28	34	70-74	499	319	146	173	180	79	101
75-79	82	46	13	33	36	12	24	75-79	399	214	66	148	185	71	114
80-84	39	32	11	21	7	1	6	80-84	227	123	39	84	104	47	57
85 up	32	22	8	14	10	2	8	85 up	179	100	22	78	79	20	59
Total	3668	2292	1137	1155	1376	648	728	Total	15016	8168	3945	4223	6848	3217	3631

1988 Population Projections

SEMINOLE

Age Group	Grand Total	Total White	White Male	White Female	Total Black	Black Male	Black Female
00-04	711	394	212	182	317	149	168
05-09	778	445	234	211	333	155	178
10-14	862	467	239	228	395	208	187
15-19	859	516	259	257	343	175	168
20-24	695	440	235	205	255	107	148
25-29	627	404	222	182	223	107	116
30-34	564	401	190	211	163	77	86
35-39	481	352	181	171	129	58	71
40-44	401	321	161	160	80	25	55
45-49	449	321	148	173	128	44	84
50-54	480	345	167	178	135	60	75
55-59	479	356	168	188	123	50	73
60-64	468	364	160	204	104	44	60
65-69	493	368	173	195	125	51	74
70-74	366	268	108	160	98	37	61
75-79	262	190	65	125	72	27	45
80-84	121	87	23	64	34	9	25
85 up	68	44	19	25	24	5	19
Total	9164	6083	2964	3119	3081	1388	1693

SPALDING

Age Group	Grand Total	Total White	White Male	White Female	Total Black	Black Male	Black Female
00-04	4235	2724	1384	1340	1511	758	753
05-09	4678	3076	1581	1495	1602	795	807
10-14	4932	3343	1833	1510	1589	778	811
15-19	4921	3320	1711	1609	1601	836	765
20-24	4289	2860	1386	1474	1429	661	768
25-29	4159	2828	1343	1485	1331	616	715
30-34	4082	3068	1516	1552	1014	481	533
35-39	3472	2712	1373	1339	760	333	427
40-44	2925	2243	1114	1129	682	282	400
45-49	2775	2214	1135	1079	561	242	319
50-54	2624	2042	999	1043	582	232	350
55-59	2671	2107	962	1145	564	224	340
60-64	2322	1883	832	1051	439	189	250
65-69	2244	1799	717	1082	445	184	261
70-74	1679	1327	529	798	352	150	202
75-79	1015	816	279	537	199	56	143
80-84	617	497	157	340	120	36	84
85 up	432	337	71	266	95	24	71
Total	54072	39196	18922	20274	14876	6877	7999

STEPHENS

Age Group	Grand Total	Total White	White Male	White Female	Total Black	Black Male	Black Female
00-04	1619	1381	745	636	238	138	100
05-09	1806	1518	778	740	288	154	134
10-14	1823	1522	762	760	301	161	140
15-19	2034	1712	822	890	322	164	158
20-24	1955	1722	818	904	233	99	134
25-29	1802	1563	795	768	239	113	126
30-34	1634	1427	733	694	207	91	116
35-39	1410	1253	648	605	157	65	92
40-44	1200	1091	541	550	109	41	68
45-49	1008	912	443	469	96	43	53
50-54	1146	1027	458	569	119	43	76
55-59	1315	1178	526	652	137	52	85
60-64	1176	1044	457	587	132	57	75
65-69	1290	1157	503	654	133	65	68
70-74	966	877	372	505	89	32	57
75-79	651	590	196	394	61	24	37
80-84	357	332	119	213	25	3	22
85 up	288	257	52	205	31	4	27
Total	23480	20563	9768	10795	2917	1349	1568

STEWART

Age Group	Grand Total	Total White	White Male	White Female	Total Black	Black Male	Black Female
00-04	455	132	66	66	323	160	163
05-09	486	140	80	60	346	163	183
10-14	665	170	93	77	495	250	245
15-19	687	156	79	77	531	280	251
20-24	463	152	71	81	311	134	177
25-29	447	176	98	78	271	125	146
30-34	316	135	75	60	181	83	98
35-39	287	110	64	46	177	75	102
40-44	263	101	50	51	162	80	82
45-49	287	118	58	60	169	87	82
50-54	296	142	60	82	154	68	86
55-59	315	141	64	77	174	81	93
60-64	353	153	76	77	200	79	121
65-69	338	138	61	77	200	75	125
70-74	241	105	40	65	136	58	78
75-79	180	77	30	47	103	38	65
80-84	71	36	5	31	35	16	19
85 up	58	24	7	17	34	7	27
Total	6208	2206	1077	1129	4002	1859	2143

1988 Population Projections

SUMTER

Age Group	Grand Total	Total White	White Male	White Female	Total Black	Black Male	Black Female
00-04	2637	1243	633	610	1394	693	701
05-09	2930	1320	657	663	1610	804	806
10-14	3080	1404	687	717	1676	839	837
15-19	3488	1684	844	840	1804	904	900
20-24	3265	1786	883	903	1479	665	814
25-29	2699	1517	761	756	1182	558	624
30-34	2374	1439	732	707	935	401	534
35-39	1821	1185	564	621	636	268	368
40-44	1426	905	489	416	521	220	301
45-49	1377	879	406	473	498	212	286
50-54	1452	882	415	467	570	233	337
55-59	1441	907	410	497	534	197	337
60-64	1401	843	373	470	558	223	335
65-69	1270	715	301	414	555	205	350
70-74	954	566	203	363	388	161	227
75-79	780	499	152	347	281	104	177
80-84	443	291	68	223	152	55	97
85 up	497	339	60	279	158	27	131
Total	33335	18404	8638	9766	14931	6769	8162

TALBOT

Age Group	Grand Total	Total White	White Male	White Female	Total Black	Black Male	Black Female
00-04	507	140	77	63	367	189	178
05-09	555	163	90	73	392	198	194
10-14	601	167	82	85	434	219	215
15-19	692	177	98	79	515	254	261
20-24	528	118	62	56	410	188	222
25-29	551	191	96	95	360	163	197
30-34	427	163	87	76	264	126	138
35-39	366	144	89	55	222	109	113
40-44	323	126	52	74	197	85	112
45-49	303	121	52	69	182	72	110
50-54	339	149	72	77	190	87	103
55-59	279	149	68	81	130	59	71
60-64	285	141	68	73	144	68	76
65-69	394	181	91	90	213	97	116
70-74	262	110	50	60	152	52	100
75-79	177	73	29	44	104	49	55
80-84	73	37	13	24	36	13	23
85 up	77	36	11	25	41	16	25
Total	6739	2386	1187	1199	4353	2044	2309

TALIAFERRO

Age Group	Grand Total	Total White	White Male	White Female	Total Black	Black Male	Black Female
00-04	144	23	14	9	121	67	54
05-09	138	34	10	24	104	59	45
10-14	170	36	16	20	134	75	59
15-19	177	30	19	11	147	75	72
20-24	135	27	13	14	108	51	57
25-29	134	39	21	18	95	46	49
30-34	112	33	15	18	79	36	43
35-39	83	23	10	13	60	34	26
40-44	89	33	13	20	56	26	30
45-49	86	39	22	17	47	17	30
50-54	93	47	20	27	46	18	28
55-59	122	66	29	37	56	21	35
60-64	123	63	28	35	60	21	39
65-69	148	75	24	51	73	31	42
70-74	112	53	21	32	59	29	30
75-79	84	52	18	34	32	12	20
80-84	39	22	3	19	17	5	12
85 up	35	12	6	6	23	9	14
Total	2024	707	302	405	1317	632	685

TATTNALL

Age Group	Grand Total	Total White	White Male	White Female	Total Black	Black Male	Black Female
00-04	1311	855	419	436	456	245	211
05-09	1300	878	456	422	422	213	209
10-14	1298	870	451	419	428	209	219
15-19	1538	1035	533	502	503	241	262
20-24	1514	1013	582	431	501	335	166
25-29	1734	1008	568	440	726	563	163
30-34	1478	946	577	369	532	406	126
35-39	1104	812	453	359	292	206	86
40-44	936	703	356	347	233	138	95
45-49	788	606	323	283	182	103	79
50-54	844	649	341	308	195	105	90
55-59	830	654	284	370	176	90	86
60-64	764	636	302	334	128	67	61
65-69	978	787	353	434	191	90	101
70-74	721	583	248	335	138	66	72
75-79	441	349	112	237	92	40	52
80-84	248	211	69	142	37	13	24
85 up	182	147	36	111	35	12	23
Total	18009	12742	6463	6279	5267	3142	2125

1988 Population Projections

TAYLOR

Age Group	Grand Total	Total White	White Male	White Female	Total Black	Black Male	Black Female
00-04	548	280	155	125	268	124	144
05-09	706	369	206	163	337	159	178
10-14	745	387	203	184	358	187	171
15-19	845	425	241	184	420	190	230
20-24	640	339	168	171	301	127	174
25-29	523	305	166	139	218	99	119
30-34	521	340	163	177	181	83	98
35-39	492	324	158	166	168	71	97
40-44	456	303	151	152	153	72	81
45-49	338	204	106	98	134	53	81
50-54	370	253	138	115	117	58	59
55-59	371	260	119	141	111	51	60
60-64	438	302	133	169	136	38	98
65-69	437	294	147	147	143	64	79
70-74	313	196	77	119	117	43	74
75-79	215	142	49	93	73	30	43
80-84	124	89	24	65	35	14	21
85 up	84	56	17	39	28	7	21
Total	8166	4868	2421	2447	3298	1470	1828

TELFAIR

Age Group	Grand Total	Total White	White Male	White Female	Total Black	Black Male	Black Female
00-04	988	603	291	312	385	175	210
05-09	967	576	299	277	391	211	180
10-14	998	570	290	280	428	222	206
15-19	1066	647	330	317	419	211	208
20-24	910	610	282	328	300	142	158
25-29	845	597	317	280	248	119	129
30-34	761	550	263	287	211	85	126
35-39	574	440	235	205	134	66	68
40-44	565	416	196	220	149	62	87
45-49	552	400	185	215	152	83	69
50-54	557	408	213	195	149	79	70
55-59	615	460	207	253	155	62	93
60-64	655	509	217	292	146	53	93
65-69	622	462	190	272	160	53	107
70-74	544	410	176	234	134	58	76
75-79	340	256	97	159	84	36	48
80-84	216	166	55	111	50	20	30
85 up	165	123	31	92	42	11	31
Total	11940	8203	3874	4329	3737	1748	1989

TERRELL

Age Group	Grand Total	Total White	White Male	White Female	Total Black	Black Male	Black Female
00-04	1188	331	183	148	857	429	428
05-09	1090	350	186	164	740	367	373
10-14	1298	299	146	153	999	491	508
15-19	1377	352	185	167	1025	501	524
20-24	1101	345	181	164	756	353	403
25-29	931	392	196	196	539	249	290
30-34	895	439	234	205	456	201	255
35-39	690	289	161	128	401	184	217
40-44	590	256	118	138	334	153	181
45-49	531	253	128	125	278	119	159
50-54	613	332	147	185	281	119	162
55-59	585	329	151	178	256	110	146
60-64	636	323	148	175	313	107	206
65-69	579	289	119	170	290	108	182
70-74	463	244	83	161	219	97	122
75-79	311	165	70	95	146	63	83
80-84	162	87	26	61	75	26	49
85 up	155	76	22	54	79	17	62
Total	13195	5151	2484	2667	8044	3694	4350

THOMAS

Age Group	Grand Total	Total White	White Male	White Female	Total Black	Black Male	Black Female
00-04	3365	1807	948	859	1558	718	840
05-09	3583	1834	921	913	1749	871	878
10-14	3920	2130	1128	1002	1790	864	926
15-19	4397	2324	1214	1110	2073	1009	1064
20-24	3462	2042	968	1074	1420	690	730
25-29	3254	2003	1035	968	1251	555	696
30-34	2896	1904	964	940	992	450	542
35-39	2430	1649	783	866	781	346	435
40-44	2206	1514	769	745	692	296	396
45-49	2074	1409	702	707	665	279	386
50-54	2182	1466	680	786	716	328	388
55-59	2097	1434	679	755	663	252	411
60-64	2023	1371	616	755	652	275	377
65-69	1770	1167	485	682	603	254	349
70-74	1467	967	394	573	500	211	289
75-79	966	671	255	416	295	120	175
80-84	562	392	119	273	170	53	117
85 up	462	320	95	225	142	35	107
Total	43116	26404	12755	13649	16712	7606	9106

1988 Population Projections

TOOMBS

TIFT								TOOMBS							
Age Group	Grand Total	Total White	White Male	White Female	Total Black	Black Male	Black Female	Age Group	Grand Total	Total White	White Male	White Female	Total Black	Black Male	Black Female
00-04	3042	1936	1002	934	1106	571	535	00-04	2076	1363	745	618	713	339	374
05-09	3095	2030	1035	995	1065	539	526	05-09	2141	1413	715	698	728	343	385
10-14	3133	2131	1134	997	1002	468	534	10-14	2290	1546	804	742	744	380	364
15-19	4057	2859	1493	1366	1198	594	604	15-19	2386	1576	791	785	810	360	450
20-24	3343	2429	1248	1181	914	412	502	20-24	1939	1435	699	736	504	239	265
25-29	2876	2104	1010	1094	772	377	395	25-29	1802	1390	699	691	412	164	248
30-34	2588	1984	1001	983	604	277	327	30-34	1697	1381	642	739	316	129	187
35-39	2138	1704	861	843	432	203	229	35-39	1546	1207	595	612	339	134	205
40-44	1743	1387	664	723	356	149	207	40-44	1308	1046	490	556	262	113	149
45-49	1583	1270	608	662	313	138	175	45-49	1140	924	451	473	216	100	116
50-54	1615	1293	621	672	322	117	205	50-54	1108	906	446	460	202	78	124
55-59	1539	1232	604	628	307	136	171	55-59	1196	980	455	525	216	77	139
60-64	1435	1111	489	622	324	137	187	60-64	1138	892	427	465	246	110	136
65-69	1450	1105	467	638	345	129	216	65-69	1127	862	370	492	265	119	146
70-74	1093	845	368	477	248	101	147	70-74	812	637	248	389	175	88	87
75-79	688	519	193	326	169	65	104	75-79	547	418	137	281	129	48	81
80-84	354	289	87	202	65	24	41	80-84	306	240	77	163	66	14	52
85 up	319	248	65	183	71	26	45	85 up	247	198	36	162	49	12	37
Total	36089	26476	12950	13526	9613	4463	5150	Total	24806	18414	8827	9587	6392	2847	3545

TREUTLEN

TOWNS								TREUTLEN							
Age Group	Grand Total	Total White	White Male	White Female	Total Black	Black Male	Black Female	Age Group	Grand Total	Total White	White Male	White Female	Total Black	Black Male	Black Female
00-04	257	256	122	134	1	0	1	00-04	528	287	150	137	241	113	128
05-09	323	322	170	152	1	0	1	05-09	619	350	191	159	269	116	153
10-14	360	359	200	159	1	1	0	10-14	619	335	191	144	284	140	144
15-19	730	725	360	365	5	2	3	15-19	599	348	195	153	251	120	131
20-24	407	406	203	203	1	1	0	20-24	510	331	168	163	179	88	91
25-29	322	321	161	160	1	1	0	25-29	489	319	149	170	170	85	85
30-34	316	315	154	161	1	0	0	30-34	427	288	148	140	139	60	79
35-39	273	273	122	151	0	0	0	35-39	349	259	119	140	90	43	47
40-44	262	262	140	122	0	0	0	40-44	308	227	118	109	81	40	41
45-49	258	258	119	139	0	0	0	45-49	286	210	95	115	76	27	49
50-54	300	300	136	164	0	0	0	50-54	343	248	123	125	95	37	58
55-59	335	334	158	176	1	0	1	55-59	297	239	110	129	58	21	37
60-64	375	375	171	204	0	0	0	60-64	316	254	119	135	62	26	36
65-69	546	544	250	294	2	2	0	65-69	297	229	96	133	68	31	37
70-74	425	425	225	200	0	0	0	70-74	248	198	85	113	50	21	29
75-79	255	255	122	133	0	0	0	75-79	165	126	40	86	39	19	20
80-84	144	144	53	91	0	0	0	80-84	82	57	14	43	25	6	19
85 up	118	118	55	63	0	0	0	85 up	52	34	8	26	18	9	9
Total	6006	5992	2921	3071	14	7	7	Total	6534	4339	2119	2220	2195	1002	1193

1988 Population Projections

TROUP

Age Group	Grand Total	Total White	White Male	White Female	Total Black	Black Male	Black Female
00-04	4257	2578	1333	1245	1679	827	852
05-09	4668	2883	1458	1425	1785	938	847
10-14	4682	2822	1460	1362	1860	927	933
15-19	4642	2901	1488	1413	1741	865	876
20-24	4831	3199	1601	1598	1632	756	876
25-29	4517	3027	1547	1480	1490	673	817
30-34	4013	2894	1440	1454	1119	543	576
35-39	2893	2118	1085	1033	775	358	417
40-44	2598	1862	892	970	736	323	413
45-49	2627	1924	944	980	703	293	410
50-54	2863	2093	973	1120	770	282	488
55-59	2866	2158	963	1195	708	305	403
60-64	2724	2050	900	1150	674	279	395
65-69	2753	2001	826	1175	752	298	454
70-74	2070	1569	616	953	501	191	310
75-79	1316	984	318	666	332	121	211
80-84	725	560	189	371	165	44	121
85 up	511	369	94	275	142	39	103
Total	55556	37992	18127	19865	17564	8062	9502

TURNER

Age Group	Grand Total	Total White	White Male	White Female	Total Black	Black Male	Black Female
00-04	962	438	244	194	524	271	253
05-09	966	497	260	237	469	226	243
10-14	1012	545	274	271	467	238	229
15-19	945	535	272	263	410	206	204
20-24	785	454	237	217	331	141	190
25-29	750	452	246	206	298	139	159
30-34	654	420	179	241	234	101	133
35-39	576	422	202	220	154	75	79
40-44	470	328	157	171	142	59	83
45-49	454	344	182	162	110	40	70
50-54	464	345	174	171	119	51	68
55-59	457	359	156	203	98	43	55
60-64	497	347	167	180	150	59	91
65-69	501	370	172	198	131	59	72
70-74	359	278	116	162	81	29	52
75-79	237	187	70	117	50	17	33
80-84	123	102	33	69	21	11	10
85 up	85	68	25	43	17	6	11
Total	10297	6491	3166	3325	3806	1771	2035

TWIGGS

Age Group	Grand Total	Total White	White Male	White Female	Total Black	Black Male	Black Female
00-04	968	388	210	178	580	304	276
05-09	909	380	184	196	529	291	238
10-14	1054	438	210	228	616	316	300
15-19	1153	441	228	213	712	373	339
20-24	981	405	191	214	576	268	308
25-29	744	394	205	189	350	176	174
30-34	680	407	195	212	273	125	148
35-39	596	341	178	163	255	100	155
40-44	547	295	167	128	252	116	136
45-49	464	255	139	116	209	101	108
50-54	522	296	140	156	226	108	118
55-59	523	317	142	175	206	89	117
60-64	455	260	126	134	195	86	109
65-69	466	249	127	122	217	90	127
70-74	340	219	90	129	121	63	58
75-79	218	118	36	82	100	34	66
80-84	120	72	24	48	48	19	29
85 up	96	47	9	38	49	19	30
Total	10836	5322	2601	2721	5514	2678	2836

UNION

Age Group	Grand Total	Total White	White Male	White Female	Total Black	Black Male	Black Female
00-04	612	611	314	297	1	0	1
05-09	758	758	395	363	0	0	0
10-14	840	837	412	425	3	2	1
15-19	878	878	468	410	0	0	0
20-24	748	742	396	346	6	3	3
25-29	700	698	338	360	2	0	2
30-34	703	702	336	366	1	1	0
35-39	605	604	309	295	1	1	0
40-44	481	480	253	227	1	0	1
45-49	547	544	247	297	3	0	3
50-54	547	546	254	292	1	0	1
55-59	542	541	265	276	1	0	1
60-64	497	495	239	256	2	1	1
65-69	631	630	315	315	1	0	1
70-74	505	503	230	273	2	1	1
75-79	379	378	154	224	1	0	1
80-84	251	251	105	146	0	0	0
85 up	181	180	67	113	1	0	1
Total	10405	10378	5097	5281	27	9	18

1988 Population Projections

UPSON

Age Group	Grand Total	Total White	White Male	White Female	Total Black	Black Male	Black Female
00-04	1803	1183	641	542	620	297	323
05-09	1942	1278	688	590	664	331	333
10-14	2177	1377	685	692	800	424	376
15-19	2366	1552	751	801	814	396	418
20-24	1884	1196	580	616	688	315	373
25-29	1871	1266	632	634	605	270	335
30-34	1741	1309	650	659	432	201	231
35-39	1451	1108	537	571	343	153	190
40-44	1384	1046	534	512	338	164	174
45-49	1334	1006	475	531	328	137	191
50-54	1357	1062	490	572	295	127	168
55-59	1512	1219	573	646	293	119	174
60-64	1421	1145	499	646	276	129	147
65-69	1494	1210	465	745	284	108	176
70-74	1266	1040	414	626	226	95	131
75-79	799	647	230	417	152	60	92
80-84	399	308	101	207	91	34	57
85 up	270	205	59	146	65	20	45
Total	26471	19157	9004	10153	7314	3380	3934

WALKER

Age Group	Grand Total	Total White	White Male	White Female	Total Black	Black Male	Black Female
00-04	4479	4270	2222	2048	209	103	106
05-09	4711	4464	2353	2111	247	118	129
10-14	4820	4561	2344	2217	259	128	131
15-19	5169	4898	2538	2360	271	158	113
20-24	4617	4410	2112	2298	207	103	104
25-29	4410	4209	2088	2121	201	92	109
30-34	4429	4286	2124	2162	143	69	74
35-39	3864	3714	1855	1859	150	74	76
40-44	3351	3227	1572	1655	124	59	65
45-49	3020	2899	1406	1493	121	51	70
50-54	3127	3012	1422	1590	115	53	62
55-59	3109	2989	1329	1660	120	58	62
60-64	2782	2674	1203	1471	108	49	59
65-69	3092	2947	1307	1640	145	62	83
70-74	2143	2066	910	1156	77	34	43
75-79	1493	1418	541	877	75	25	50
80-84	839	801	276	525	38	17	21
85 up	619	590	185	405	29	5	24
Total	60074	57435	27787	29648	2639	1258	1381

WALTON

Age Group	Grand Total	Total White	White Male	White Female	Total Black	Black Male	Black Female
00-04	2889	2107	1065	1042	782	404	378
05-09	3168	2372	1192	1180	796	396	400
10-14	3630	2614	1380	1234	1016	522	494
15-19	3487	2497	1259	1238	990	450	540
20-24	2776	2107	1039	1068	669	332	337
25-29	2734	2101	1029	1072	633	286	347
30-34	2633	2144	1062	1082	489	240	249
35-39	2469	2023	1012	1011	446	192	254
40-44	1962	1598	817	781	364	149	215
45-49	1759	1493	727	766	266	113	153
50-54	1703	1403	696	707	300	120	180
55-59	1598	1338	632	706	260	116	144
60-64	1530	1285	582	703	245	124	121
65-69	1428	1216	513	703	212	100	112
70-74	1126	964	398	566	162	65	97
75-79	719	631	248	383	88	38	50
80-84	414	366	105	261	48	18	30
85 up	350	309	81	228	41	10	31
Total	36375	28568	13837	14731	7807	3675	4132

WARE

Age Group	Grand Total	Total White	White Male	White Female	Total Black	Black Male	Black Female
00-04	3118	2171	1156	1015	947	477	470
05-09	3313	2367	1203	1164	946	471	475
10-14	3382	2484	1314	1170	898	473	425
15-19	3552	2642	1306	1336	910	454	456
20-24	3064	2357	1167	1190	707	317	390
25-29	3011	2326	1149	1177	685	304	381
30-34	2783	2195	1106	1089	588	276	312
35-39	2180	1808	913	895	372	168	204
40-44	1822	1516	725	791	306	138	168
45-49	1963	1604	784	820	359	127	232
50-54	2057	1676	824	852	381	157	224
55-59	1966	1563	721	842	403	168	235
60-64	1816	1435	639	796	381	168	213
65-69	1757	1376	569	807	381	139	242
70-74	1460	1122	426	696	338	149	189
75-79	977	769	275	494	208	68	140
80-84	580	471	141	330	109	33	76
85 up	422	328	63	265	94	21	73
Total	39223	30210	14481	15729	9013	4108	4905

1988 Population Projections

WARREN

WASHINGTON

Age Group	Grand Total	Total White	White Male	White Female	Total Black	Black Male	Black Female
00-04	527	142	71	71	385	195	190
05-09	536	163	92	71	373	193	180
10-14	660	192	89	103	468	221	247
15-19	703	193	117	76	510	269	241
20-24	470	147	66	81	323	154	169
25-29	519	185	104	81	334	138	196
30-34	405	167	82	85	238	104	134
35-39	334	153	75	78	181	77	104
40-44	279	133	58	75	146	64	82
45-49	316	153	85	68	163	69	94
50-54	340	182	82	100	158	65	93
55-59	354	201	93	108	153	68	85
60-64	318	172	78	94	146	64	82
65-69	379	197	84	113	182	68	114
70-74	285	158	61	97	127	56	71
75-79	177	98	39	59	79	36	43
80-84	121	66	29	37	55	17	38
85 up	120	58	19	39	62	22	40
Total	6843	2760	1324	1436	4083	1880	2203

Age Group	Grand Total	Total White	White Male	White Female	Total Black	Black Male	Black Female
00-04	1683	742	403	339	941	478	463
05-09	1767	754	388	366	1013	498	515
10-14	1825	686	341	345	1139	576	563
15-19	2215	797	438	359	1418	703	715
20-24	1704	735	353	382	969	421	548
25-29	1683	841	410	431	842	398	444
30-34	1316	730	406	324	586	268	318
35-39	1132	593	311	282	539	228	311
40-44	894	477	237	240	417	167	250
45-49	925	488	220	268	437	197	240
50-54	938	494	241	253	444	199	245
55-59	981	541	264	277	440	186	254
60-64	907	543	250	293	364	159	205
65-69	874	516	212	304	358	150	208
70-74	687	428	172	256	259	98	161
75-79	460	263	98	165	197	55	142
80-84	296	183	59	124	113	38	75
85 up	244	149	29	120	95	24	71
Total	20531	9960	4832	5128	10571	4843	5728

WAYNE

WEBSTER

Age Group	Grand Total	Total White	White Male	White Female	Total Black	Black Male	Black Female
00-04	1895	1388	676	712	507	241	266
05-09	1967	1520	768	752	447	211	236
10-14	2082	1622	838	784	460	225	235
15-19	2227	1705	864	841	522	234	288
20-24	1910	1465	715	750	445	225	220
25-29	1828	1441	748	693	387	200	187
30-34	1731	1439	725	714	292	149	143
35-39	1368	1173	570	603	195	85	110
40-44	1214	1009	500	509	205	99	106
45-49	1161	972	475	497	189	94	95
50-54	1248	1065	522	543	183	66	117
55-59	1075	938	456	482	137	67	70
60-64	1044	901	385	516	143	61	82
65-69	915	775	385	390	140	68	72
70-74	753	624	273	351	129	62	67
75-79	484	422	171	251	62	31	31
80-84	261	220	79	141	41	18	23
85 up	197	156	55	101	41	12	29
Total	23360	18835	9205	9630	4525	2148	2377

Age Group	Grand Total	Total White	White Male	White Female	Total Black	Black Male	Black Female
00-04	190	84	40	44	106	48	58
05-09	201	95	51	44	106	58	48
10-14	252	94	47	47	158	68	90
15-19	218	76	35	41	142	70	72
20-24	202	75	36	39	127	62	65
25-29	173	99	50	49	74	36	38
30-34	165	81	38	43	84	39	45
35-39	121	70	38	32	51	30	21
40-44	113	72	42	30	41	18	23
45-49	101	56	23	33	45	15	30
50-54	140	72	31	41	68	31	37
55-59	119	67	38	29	52	23	29
60-64	119	73	38	35	46	22	24
65-69	116	73	28	45	43	16	27
70-74	77	44	22	22	33	16	17
75-79	64	30	10	20	34	14	20
80-84	25	12	3	9	13	4	9
85 up	28	17	2	15	11	3	8
Total	2424	1190	572	618	1234	573	661

1988 Population Projections

WHEELER

WHITE

Age Group	Grand Total	Total White	White Male	White Female	Total Black	Black Male	Black Female
00-04	443	267	144	123	176	82	94
05-09	425	276	128	148	149	72	77
10-14	471	279	153	126	192	103	89
15-19	467	302	151	151	165	80	85
20-24	304	207	104	103	97	48	49
25-29	345	242	120	122	103	48	55
30-34	347	255	128	127	92	45	47
35-39	272	196	98	98	76	40	36
40-44	225	168	91	77	57	25	32
45-49	189	159	72	87	30	15	15
50-54	222	172	82	90	50	11	39
55-59	258	214	101	113	44	17	27
60-64	264	196	89	107	68	27	41
65-69	284	211	91	120	73	39	34
70-74	226	166	75	91	60	27	33
75-79	150	121	49	72	29	12	17
80-84	103	74	32	42	29	16	13
85 up	52	41	15	26	11	3	8
Total	5047	3546	1723	1823	1501	710	791

Age Group	Grand Total	Total White	White Male	White Female	Total Black	Black Male	Black Female
00-04	739	698	351	347	41	13	28
05-09	809	758	390	368	51	25	26
10-14	853	807	398	409	46	31	15
15-19	1116	1037	516	521	79	38	41
20-24	863	813	401	412	50	22	28
25-29	804	763	415	348	41	20	21
30-34	799	766	362	404	33	14	19
35-39	740	718	355	363	22	11	11
40-44	643	620	303	317	23	9	14
45-49	552	540	268	272	12	4	8
50-54	549	533	238	295	16	8	8
55-59	565	550	271	279	15	8	7
60-64	546	534	254	280	12	3	9
65-69	605	595	265	330	10	3	7
70-74	520	503	251	252	17	11	6
75-79	326	324	137	187	2	1	1
80-84	190	186	64	122	4	0	4
85 up	170	162	50	112	8	1	7
Total	11389	10907	5289	5618	482	222	260

WHITFIELD

WILCOX

Age Group	Grand Total	Total White	White Male	White Female	Total Black	Black Male	Black Female
00-04	5877	5559	2887	2672	318	170	148
05-09	6483	6140	3120	3020	343	188	155
10-14	6614	6294	3239	3055	320	178	142
15-19	6884	6555	3323	3232	329	181	148
20-24	6546	6183	3080	3103	363	189	174
25-29	6221	5878	2860	3018	343	192	151
30-34	6172	5898	2907	2991	274	123	151
35-39	5267	5060	2539	2521	207	109	98
40-44	4425	4247	2132	2115	178	80	98
45-49	3949	3801	1861	1940	148	68	80
50-54	3636	3488	1674	1814	148	65	83
55-59	3228	3099	1440	1659	129	55	74
60-64	2777	2672	1199	1473	105	46	59
65-69	2571	2448	1058	1390	123	54	69
70-74	1892	1825	743	1082	67	19	48
75-79	1203	1161	440	721	42	12	30
80-84	663	635	196	439	28	8	20
85 up	465	444	117	327	21	2	19
Total	74873	71387	34815	36572	3486	1739	1747

Age Group	Grand Total	Total White	White Male	White Female	Total Black	Black Male	Black Female
00-04	585	344	173	171	241	116	125
05-09	615	365	175	190	250	149	101
10-14	667	374	189	185	293	148	145
15-19	684	412	200	212	272	142	130
20-24	573	360	190	170	213	101	112
25-29	514	356	180	176	158	72	86
30-34	518	374	181	193	144	64	80
35-39	397	300	151	149	97	36	61
40-44	352	272	132	140	80	26	54
45-49	354	278	130	148	76	31	45
50-54	386	287	145	142	99	46	53
55-59	432	331	147	184	101	55	46
60-64	429	314	155	159	115	53	62
65-69	409	302	125	177	107	45	62
70-74	338	255	114	141	83	40	43
75-79	252	174	75	99	78	34	44
80-84	142	101	31	70	41	18	23
85 up	98	74	19	55	24	6	18
Total	7745	5273	2512	2761	2472	1182	1290

1988 Population Projections

WILKES

WILKINSON

Age Group	Grand Total	Total White	White Male	White Female	Total Black	Black Male	Black Female
00-04	878	416	211	205	462	230	232
05-09	909	425	210	215	484	249	235
10-14	952	444	228	216	508	250	258
15-19	1120	497	253	244	623	297	326
20-24	899	431	218	213	468	239	229
25-29	860	428	218	210	432	196	236
30-34	809	481	241	240	328	156	172
35-39	668	387	203	184	281	128	153
40-44	585	339	156	183	246	117	129
45-49	624	377	201	176	247	119	128
50-54	587	356	155	201	231	97	134
55-59	681	408	190	218	273	119	154
60-64	647	383	179	204	264	115	149
65-69	628	372	160	212	256	109	147
70-74	480	290	114	176	190	78	112
75-79	332	211	82	129	121	50	71
80-84	190	129	43	86	61	21	40
85 up	148	91	28	63	57	19	38
Total	11997	6465	3090	3375	5532	2589	2943

Age Group	Grand Total	Total White	White Male	White Female	Total Black	Black Male	Black Female
00-04	966	417	233	184	549	280	269
05-09	967	456	227	229	511	249	262
10-14	1119	510	274	236	609	292	317
15-19	1229	582	291	291	647	354	293
20-24	1025	508	265	243	517	270	247
25-29	881	486	254	232	395	178	217
30-34	742	426	207	219	316	145	171
35-39	654	434	204	230	220	103	117
40-44	585	360	192	168	225	105	120
45-49	542	350	169	181	192	85	107
50-54	563	359	185	174	204	83	121
55-59	483	317	146	171	166	83	83
60-64	499	317	151	166	182	71	111
65-69	501	329	152	177	172	76	96
70-74	341	243	107	136	98	42	56
75-79	230	135	54	81	95	43	52
80-84	130	78	20	58	52	16	36
85 up	67	38	12	26	29	11	18
Total	11524	6345	3143	3202	5179	2486	2693

WORTH

GEORGIA

Age Group	Grand Total	Total White	White Male	White Female	Total Black	Black Male	Black Female
00-04	1562	902	461	441	660	329	331
05-09	1738	997	502	495	741	388	353
10-14	2001	1127	595	532	874	455	419
15-19	2088	1229	638	591	859	447	412
20-24	1558	931	472	459	627	285	342
25-29	1494	943	469	474	551	237	314
30-34	1489	1040	511	529	449	201	248
35-39	1184	888	426	462	296	131	165
40-44	1036	799	404	395	237	103	134
45-49	918	706	360	346	212	94	118
50-54	915	663	341	322	252	102	150
55-59	897	640	314	326	257	108	149
60-64	862	622	279	343	240	106	134
65-69	867	599	285	314	268	125	143
70-74	658	457	189	268	201	84	117
75-79	431	324	125	199	107	48	59
80-84	217	166	53	113	51	28	23
85 up	166	110	34	76	56	15	41
Total	20081	13143	6458	6685	6938	3286	3652

Age Group	Grand Total	Total White	White Male	White Female	Total Black	Black Male	Black Female
00-04	481351	315921	162951	152970	165430	83185	82245
05-09	518948	350240	179896	170344	168708	85132	83576
10-14	544450	370653	190067	180586	173797	87346	86451
15-19	606950	413837	214142	199695	193113	97279	95834
20-24	589562	413089	207524	205565	176473	84338	92135
25-29	556751	398738	197697	201041	158013	72866	85147
30-34	524556	396189	196373	199816	128367	59413	68954
35-39	417234	325241	162750	162491	91993	42113	49880
40-44	338718	263843	131400	132443	74875	33794	41081
45-49	308883	243312	120699	122613	65571	28924	36647
50-54	300639	238530	115918	122612	62109	26726	35383
55-59	283062	227055	107150	119905	56007	24152	31855
60-64	246264	193737	89603	104134	52527	22142	30385
65-69	230281	176716	76623	100093	53565	21996	31569
70-74	172464	134008	53633	80375	38456	15281	23175
75-79	113499	88263	31113	57150	25236	9090	16146
80-84	63764	50963	15712	35251	12801	4236	8565
85 up	47720	36866	9853	27013	10854	3054	7800
Total	6345096	4637201	2263104	2374097	1707895	801067	906828

1988 Population Projections

DALTON (1-2)

ROME (1-1)								DALTON (1-2)							
Age Group	Grand Total	Total White	White Male	White Female	Total Black	Black Male	Black Female	Age Group	Grand Total	Total White	White Male	White Female	Total Black	Black Male	Black Female
00-04	28055	25337	13177	12160	2718	1392	1326	00-04	16332	15794	8039	7755	538	273	265
05-09	32492	29309	15220	14089	3183	1631	1552	05-09	18520	17965	9112	8853	555	304	251
10-14	34037	30488	15700	14788	3549	1784	1765	10-14	18676	18102	9186	8916	574	293	281
15-19	35044	31561	16064	15497	3483	1757	1726	15-19	18601	18023	9133	8890	578	293	285
20-24	31202	28475	13842	14633	2727	1306	1421	20-24	17024	16438	8111	8327	586	314	272
25-29	29813	27231	13320	13911	2582	1119	1463	25-29	17625	17105	8212	8893	520	278	242
30-34	29735	27574	13490	14084	2161	1007	1154	30-34	18505	18037	9117	8920	468	213	255
35-39	25249	23560	11685	11875	1689	761	928	35-39	14893	14542	7388	7154	351	170	181
40-44	22015	20527	10142	10385	1488	694	794	40-44	12070	11740	5963	5777	330	146	184
45-49	20422	19025	9268	9757	1397	595	802	45-49	10447	10187	5093	5094	260	123	137
50-54	20177	18851	9126	9725	1326	601	725	50-54	9832	9579	4713	4866	253	121	132
55-59	19222	17973	8253	9720	1249	547	702	55-59	8947	8741	4088	4653	206	80	126
60-64	17417	16260	7193	9067	1157	483	674	60-64	7882	7716	3551	4165	166	67	99
65-69	17946	16524	7145	9379	1422	578	844	65-69	7404	7195	3159	4036	209	80	129
70-74	13453	12536	5152	7384	917	361	556	70-74	5623	5471	2379	3092	152	53	99
75-79	8581	7889	2852	5037	692	246	446	75-79	3755	3664	1431	2233	91	28	63
80-84	4578	4281	1457	2824	297	106	191	80-84	2164	2108	731	1377	56	25	31
85 up	3226	2925	882	2043	301	88	213	85 up	1538	1506	481	1025	32	3	29
Total	392664	360326	173968	186358	32338	15056	17282	Total	209838	203913	99887	104026	5925	2864	3061

COBB-DOUGLAS (3-1)

GAINESVILLE (2)								COBB-DOUGLAS (3-1)							
Age Group	Grand Total	Total White	White Male	White Female	Total Black	Black Male	Black Female	Age Group	Grand Total	Total White	White Male	White Female	Total Black	Black Male	Black Female
00-04	19360	17472	9025	8447	1888	952	936	00-04	34392	31898	16462	15436	2494	1217	1277
05-09	21809	19708	10216	9492	2101	1055	1046	05-09	38955	36438	18676	17762	2517	1276	1241
10-14	23109	20880	10697	10183	2229	1191	1038	10-14	41487	39014	20070	18944	2473	1269	1204
15-19	26299	23556	12011	11545	2743	1530	1213	15-19	41338	39029	19959	19070	2309	1164	1145
20-24	23173	20983	10419	10564	2190	1171	1019	20-24	42439	39675	19486	20189	2764	1289	1475
25-29	21088	19432	9689	9743	1656	766	890	25-29	47336	44109	20875	23234	3227	1597	1630
30-34	21214	19638	9747	9891	1576	740	836	30-34	50359	47781	22941	24840	2578	1153	1425
35-39	18065	16984	8434	8550	1081	490	591	35-39	39747	38045	19365	18680	1702	850	852
40-44	15195	14320	7158	7162	875	392	483	40-44	29481	28253	14190	14063	1228	616	612
45-49	13971	13193	6446	6747	778	349	429	45-49	25576	24571	12451	12120	1005	485	520
50-54	13897	13172	6267	6905	725	291	434	50-54	22048	21235	10701	10534	813	383	430
55-59	13849	13164	6259	6905	685	273	412	55-59	18731	18033	8832	9201	698	295	403
60-64	12663	12019	5589	6430	644	289	355	60-64	14046	13450	6401	7049	596	277	319
65-69	13114	12392	5604	6788	722	311	411	65-69	11585	11055	4849	6206	530	192	338
70-74	9940	9441	4126	5315	499	181	318	70-74	8063	7660	3076	4584	403	172	231
75-79	6636	6324	2496	3828	312	112	200	75-79	5092	4784	1687	3097	308	102	206
80-84	3648	3505	1247	2258	143	32	111	80-84	2784	2639	754	1885	145	49	96
85 up	2767	2631	789	1842	136	28	108	85 up	2067	1947	510	1437	120	35	85
Total	279797	258814	126219	132595	20983	10153	10830	Total	475526	449616	221285	228331	25910	12421	13489

1988 Population Projections

FULTON (3-2)

Age Group	Grand Total	Total White	White Male	White Female	Total Black	Black Male	Black Female
00-04	45763	14359	7387	6972	31404	15863	15541
05-09	49085	16134	8245	7889	32951	16635	16316
10-14	51865	19091	9725	9366	32774	16528	16246
15-19	59413	23409	12294	11115	36004	17185	18819
20-24	68115	29463	15307	14156	38652	17250	21402
25-29	67178	29461	15014	14447	37717	16858	20859
30-34	59577	28748	14585	14163	30829	13978	16851
35-39	44138	22727	11561	11166	21411	9905	11506
40-44	34555	17499	8870	8629	17056	7722	9334
45-49	31099	16846	8439	8407	14253	6503	7750
50-54	31910	18890	8875	10015	13020	5640	7380
55-59	30363	19442	8941	10501	10921	4722	6199
60-64	26434	16359	7304	9055	10075	4118	5957
65-69	21891	13161	5292	7869	8730	3458	5272
70-74	17532	11189	3991	7198	6343	2323	4020
75-79	12300	8259	2634	5625	4041	1293	2748
80-84	7302	5311	1453	3858	1991	603	1388
85 up	5248	3636	853	2783	1612	425	1187
Total	663768	313984	150770	163214	349784	161009	188775

CLAYTON (3-3)

Age Group	Grand Total	Total White	White Male	White Female	Total Black	Black Male	Black Female
00-04	14751	13120	6700	6420	1631	833	798
05-09	16484	14925	7665	7260	1559	791	768
10-14	16599	15347	7826	7521	1252	630	622
15-19	17306	16144	8003	8141	1162	552	610
20-24	17409	15647	7532	8115	1762	755	1007
25-29	18009	15616	7441	8175	2393	1024	1369
30-34	17758	16179	7891	8288	1579	754	825
35-39	13880	12991	6508	6483	889	424	465
40-44	10955	10348	5077	5271	607	334	273
45-49	9388	8947	4653	4294	441	187	254
50-54	7771	7403	3638	3765	368	160	208
55-59	6496	6196	3008	3188	300	150	150
60-64	4525	4262	2063	2199	263	108	155
65-69	3924	3603	1604	1999	321	142	179
70-74	2564	2380	918	1462	184	72	112
75-79	1574	1462	507	955	112	41	71
80-84	885	825	261	564	60	31	29
85 up	631	600	189	411	31	10	21
Total	180909	165995	81484	84511	14914	6998	7916

LAWRENCEVILLE (3-4)

Age Group	Grand Total	Total White	White Male	White Female	Total Black	Black Male	Black Female
00-04	28694	26577	13775	12802	2117	1056	1061
05-09	32329	30017	15264	14753	2312	1207	1105
10-14	33185	30577	15718	14859	2608	1254	1354
15-19	29888	27111	13771	13340	2777	1363	1414
20-24	27099	24804	11886	12918	2295	1103	1192
25-29	33408	31314	15076	16238	2094	995	1099
30-34	38079	36236	17548	18688	1843	889	954
35-39	31101	29617	15130	14487	1484	708	776
40-44	21367	20210	10533	9677	1157	532	625
45-49	17046	15982	8365	7617	1064	510	554
50-54	14318	13433	6869	6564	885	370	515
55-59	12475	11727	5605	6122	748	343	405
60-64	9873	9213	4332	4881	660	277	383
65-69	8161	7461	3335	4126	700	279	421
70-74	5898	5402	2186	3216	496	206	290
75-79	3705	3425	1251	2174	280	109	171
80-84	2124	1967	583	1384	157	52	105
85 up	1551	1437	418	1019	114	26	88
Total	350301	326510	161645	164865	23791	11279	12512

DEKALB (3-5)

Age Group	Grand Total	Total White	White Male	White Female	Total Black	Black Male	Black Female
00-04	35212	19722	10162	9560	15490	7805	7685
05-09	40042	23748	12185	11563	16294	8200	8094
10-14	45628	29114	14840	14274	16514	8260	8254
15-19	51901	35545	18104	17441	16356	8078	8278
20-24	55187	39590	19717	19873	15597	7026	8571
25-29	55067	37228	18490	18738	17839	7867	9972
30-34	51349	34434	16507	17927	16915	7947	8968
35-39	39729	28486	13396	15090	11243	5405	5838
40-44	32377	24313	11518	12795	8064	3886	4178
45-49	29298	23534	11255	12279	5764	2648	3116
50-54	28239	23786	11372	12414	4453	2032	2421
55-59	25343	21841	10426	11415	3502	1512	1990
60-64	18221	15335	7220	8115	2886	1207	1679
65-69	16078	13261	5729	7532	2817	1135	1682
70-74	11839	10018	3792	6226	1821	722	1099
75-79	8004	6834	2169	4665	1170	408	762
80-84	4735	4188	1154	3034	547	163	384
85 up	3865	3383	756	2627	482	142	340
Total	552114	394360	188792	205568	157754	74443	83311

1988 Population Projections

DUBLIN (5-1)

LAGRANGE (4)

Age Group	Grand Total	Total White	White Male	White Female	Total Black	Black Male	Black Female
00-04	30429	21261	10919	10342	9168	4603	4565
05-09	34219	24441	12529	11912	9778	4931	4847
10-14	36229	25437	13212	12225	10792	5379	5413
15-19	37720	26098	13345	12753	11622	5737	5885
20-24	32180	22772	11318	11454	9408	4477	4931
25-29	31145	23125	11322	11803	8020	3858	4162
30-34	31487	25025	12293	12732	6462	3089	3373
35-39	26401	21342	10877	10465	5059	2386	2673
40-44	22124	17623	8919	8704	4501	2014	2487
45-49	20221	16348	8210	8138	3873	1666	2207
50-54	19455	15534	7629	7905	3921	1622	2299
55-59	19052	15529	7262	8267	3523	1489	2034
60-64	17474	14088	6447	7641	3386	1463	1923
65-69	17122	13579	5779	7800	3543	1454	2089
70-74	12993	10339	4227	6112	2654	1119	1535
75-79	8251	6594	2361	4233	1657	614	1043
80-84	4685	3798	1303	2495	887	292	595
85 up	3363	2667	706	1961	696	210	486
Total	404550	305600	148658	156942	98950	46403	52547

Age Group	Grand Total	Total White	White Male	White Female	Total Black	Black Male	Black Female
00-04	9993	5914	3019	2895	4079	1967	2112
05-09	10332	6354	3280	3074	3978	1998	1980
10-14	11211	6812	3539	3273	4399	2243	2156
15-19	12370	7666	3968	3698	4704	2341	2363
20-24	9932	6437	3286	3151	3495	1730	1765
25-29	9080	6248	3120	3128	2832	1261	1571
30-34	8543	6292	3107	3185	2251	1013	1238
35-39	7052	5290	2567	2723	1762	784	978
40-44	6309	4773	2387	2386	1536	646	890
45-49	5971	4622	2239	2383	1349	589	760
50-54	6144	4723	2311	2412	1421	596	825
55-59	6371	4898	2358	2540	1473	670	803
60-64	6310	4850	2236	2614	1460	590	870
65-69	6514	4847	2079	2768	1667	691	976
70-74	4940	3676	1530	2146	1264	510	754
75-79	3314	2453	867	1586	861	339	522
80-84	1859	1414	470	944	445	164	281
85 up	1397	988	299	689	409	115	294
Total	127642	88257	42662	45595	39385	18247	21138

MACON (5-2)

Age Group	Grand Total	Total White	White Male	White Female	Total Black	Black Male	Black Female
00-04	33211	17867	9307	8560	15344	7779	7565
05-09	35518	19708	10208	9500	15810	7859	7951
10-14	37400	20521	10532	9989	16879	8432	8447
15-19	43942	24386	12467	11919	19556	9840	9716
20-24	40000	24072	11905	12167	15928	7290	8638
25-29	35780	22089	11080	11009	13691	6359	7332
30-34	32526	21354	10806	10548	11172	5117	6055
35-39	25810	17510	8600	8910	8300	3716	4584
40-44	22859	15679	7780	7899	7180	3210	3970
45-49	22068	15285	7669	7616	6783	2994	3789
50-54	21410	15136	7356	7088	6274	2744	3530
55-59	20781	14976	7088	7888	5805	2586	3219
60-64	17900	12453	5938	6515	5447	2333	3114
65-69	16685	10926	4686	6240	5759	2370	3389
70-74	11902	8200	3168	5032	3702	1416	2286
75-79	8090	5437	1832	3605	2653	947	1706
80-84	4619	3137	911	2226	1482	445	1037
85 up	3516	2270	545	1725	1246	310	936
Total	434017	271006	131878	139128	163011	75747	87264

AUGUSTA (6)

Age Group	Grand Total	Total White	White Male	White Female	Total Black	Black Male	Black Female
00-04	31654	17104	8745	8359	14550	7348	7202
05-09	31464	17451	8973	8478	14013	7036	6977
10-14	33085	18404	9408	8996	14681	7455	7226
15-19	41024	22719	12442	10277	18305	9884	8421
20-24	38662	22329	11266	11063	16333	8178	8155
25-29	34935	21457	10721	10736	13478	6268	7210
30-34	28989	18721	9562	9159	10268	4655	5613
35-39	23063	15347	7737	7610	10268	4655	5613
40-44	18859	12768	6233	6535	6091	2670	3421
45-49	18265	12636	6247	6389	5629	2414	3215
50-54	18535	13133	6395	6738	5402	2324	3078
55-59	17638	12519	5994	6525	5119	2202	2917
60-64	15554	10670	5124	5546	4884	2080	2804
65-69	14894	9668	4199	5469	5226	2227	2999
70-74	11248	7383	2926	4457	3865	1549	2316
75-79	7338	4815	1587	3228	2523	917	1606
80-84	4099	2756	821	1935	1343	468	875
85 up	3140	2024	526	1498	1116	341	775
Total	392446	241904	118906	122998	150542	71474	79068

1988 Population Projections

WAYCROSS (9-2)

Age Group	Grand Total	Total White	White Male	White Female	Total Black	Black Male	Black Female
00-04	22400	15432	8021	7411	6968	3430	3538
05-09	23766	16762	8515	8247	7004	3502	3502
10-14	24898	17654	9004	8650	7242	3676	3566
15-19	27927	20117	10063	10054	7810	3744	4066
20-24	24587	18691	9248	9443	5896	2856	3040
25-29	21668	16474	8361	8113	5194	2615	2579
30-34	19711	15680	7911	7769	4031	2034	1997
35-39	16157	13132	6600	6532	3025	1419	1608
40-44	13792	11193	5522	5671	2599	1172	1427
45-49	12739	10380	5077	5303	2359	1039	1320
50-54	12962	10504	5188	5316	2458	1026	1432
55-59	12492	10157	4757	5400	2335	1033	1302
60-64	12067	9876	4509	5367	2191	965	1226
65-69	12119	9652	4266	5386	2467	1098	1369
70-74	9260	7348	3018	4330	1912	871	1041
75-79	5986	4760	1778	2982	1226	480	746
80-84	3269	2664	879	1785	605	200	405
85 up	2314	1802	529	1273	512	151	361
Total	278112	212278	103246	109032	65834	31311	34523

BRUNSWICK (9-3)

Age Group	Grand Total	Total White	White Male	White Female	Total Black	Black Male	Black Female
00-04	14365	8836	4644	4192	5529	2792	2737
05-09	13353	8384	4314	4070	4969	2469	2500
10-14	12910	8033	4057	3976	4877	2492	2385
15-19	16586	10362	5661	4701	6224	3440	2784
20-24	18689	11777	6763	5014	6912	4186	2726
25-29	14012	9485	4970	4515	4527	2271	2256
30-34	11338	8213	4214	3999	3125	1472	1653
35-39	9267	6858	3531	3327	2409	1133	1276
40-44	7615	5699	2873	2826	1916	921	995
45-49	6518	4921	2506	2415	1597	683	914
50-54	6380	4731	2355	2376	1649	719	930
55-59	6196	4543	2144	2399	1653	736	917
60-64	5583	3989	1856	2133	1594	713	881
65-69	5058	3603	1640	1963	1455	653	802
70-74	3787	2674	1179	1495	1113	477	636
75-79	2114	1441	540	901	673	267	406
80-84	1121	770	269	501	351	139	212
85 up	953	583	160	423	370	126	244
Total	155845	104902	53676	51226	50943	25689	25254

ATHENS (10)

Age Group	Grand Total	Total White	White Male	White Female	Total Black	Black Male	Black Female
00-04	19241	13225	6800	6425	6016	3032	2984
05-09	20269	14271	7329	6942	5998	2999	2999
10-14	21785	15251	7830	7421	6534	3240	3294
15-19	26790	19737	9759	9978	7053	3427	3626
20-24	31504	25370	12643	12727	6134	2808	3326
25-29	22520	17295	8851	8444	5225	2444	2781
30-34	20019	15672	7903	7769	4347	2071	2276
35-39	16119	12762	6328	6434	3357	1518	1839
40-44	13012	10233	5103	5130	2779	1256	1523
45-49	11884	9582	4701	4881	2302	1023	1279
50-54	11378	9180	4487	4693	2198	933	1265
55-59	11185	9205	4382	4823	1980	791	1189
60-64	10486	8451	3823	4628	2035	880	1155
65-69	10372	8156	3418	4738	2216	912	1304
70-74	8057	6519	2575	3944	1538	633	905
75-79	5346	4417	1593	2824	929	331	598
80-84	3037	2547	771	1776	490	163	327
85 up	2432	1948	519	1429	484	152	332
Total	265436	203821	98815	105006	61615	28613	33002

ALBANY MSA

Age Group	Grand Total	Total White	White Male	White Female	Total Black	Black Male	Black Female
00-04	11514	5826	3022	2804	5688	2850	2838
05-09	12215	6218	3164	3054	5997	3040	2957
10-14	11773	6289	3301	2988	5484	2718	2766
15-19	13329	6791	3453	3338	6538	3210	3328
20-24	12507	6868	3351	3517	5639	2571	3068
25-29	11769	6888	3428	3460	4881	2202	2679
30-34	10293	6632	3369	3263	3661	1693	1968
35-39	7659	5254	2604	2650	2405	1030	1375
40-44	6353	4366	2186	2180	1987	836	1151
45-49	5846	4044	1993	2051	1802	783	1019
50-54	5811	4074	2016	2058	1737	703	1034
55-59	5238	3687	1731	1956	1551	665	886
60-64	4342	2968	1423	1545	1374	560	814
65-69	3972	2442	1090	1352	1530	599	931
70-74	2774	1595	643	952	1179	459	720
75-79	1834	1024	330	694	810	266	544
80-84	1026	658	174	484	368	109	259
85 up	783	412	85	327	371	105	266
Total	129038	76036	37363	38673	53002	24399	28603

1988 Population Projections

ATLANTA MSA

ATHENS MSA							
Age Group	Grand Total	Total White	White Male	White Female	Total Black	Black Male	Black Female
00-04	10000	7229	3733	3496	2771	1380	1391
05-09	10247	7584	3919	3665	2663	1346	1317
10-14	10667	8085	4112	3973	2582	1257	1325
15-19	15814	12715	6208	6507	3099	1508	1591
20-24	22286	19144	9532	9612	3142	1419	1723
25-29	13773	11116	5797	5319	2657	1268	1389
30-34	11600	9356	4742	4614	2244	1060	1184
35-39	8752	7133	3511	3622	1619	755	864
40-44	6922	5652	2769	2883	1270	590	680
45-49	6224	5155	2538	2617	1069	489	580
50-54	5906	4941	2421	2520	965	409	556
55-59	5787	4919	2337	2582	868	310	558
60-64	5147	4281	1930	2351	866	372	494
65-69	5100	4060	1693	2367	1040	393	647
70-74	4030	3340	1315	2025	690	259	431
75-79	2578	2197	753	1444	381	123	258
80-84	1488	1295	394	901	193	65	128
85 up	1173	953	248	705	220	77	143
Total	147494	119155	57952	61203	28339	13080	15259

ATLANTA MSA							
Age Group	Grand Total	Total White	White Male	White Female	Total Black	Black Male	Black Female
00-04	190206	131501	67749	63752	58705	29601	29104
05-09	212906	151313	77481	73832	61593	31087	30506
10-14	226189	164044	84057	79987	62145	31141	31004
15-19	236214	170647	87079	83568	65567	31826	33741
20-24	241116	174479	86373	88106	66637	30181	36456
25-29	253562	185454	90206	95248	68108	30695	37413
30-34	251851	194133	94698	99435	57718	26670	31048
35-39	197610	157603	79161	78442	40007	18787	21220
40-44	151844	120849	60644	60205	30995	14372	16623
45-49	132507	107640	54232	53408	24867	11321	13546
50-54	123045	101137	49653	51484	21908	9603	12305
55-59	110950	92742	44168	48574	18208	7920	10288
60-64	88684	72254	33673	38581	16430	6842	9588
65-69	76287	61268	26276	34992	15019	6016	9003
70-74	56900	46185	17943	28242	10715	4111	6604
75-79	37668	30829	10566	20263	6839	2292	4547
80-84	21786	18389	5385	13004	3397	1079	2318
85 up	16250	13473	3423	10050	2777	752	2025
Total	2625575	1993940	972767	1021173	631635	294296	337339

CHATTANOOGA MSA

AUGUSTA MSA							
Age Group	Grand Total	Total White	White Male	White Female	Total Black	Black Male	Black Female
00-04	21607	12705	6498	6207	8902	4496	4406
05-09	21336	12931	6614	6317	8405	4204	4201
10-14	22204	13510	6936	6574	8694	4447	4247
15-19	29551	17646	9837	7809	11905	6655	5250
20-24	29271	17721	8994	8727	11550	5996	5554
25-29	25919	16787	8364	8423	9132	4293	4839
30-34	21251	14311	7307	7004	6940	3135	3805
35-39	16724	11398	5711	5687	5326	2387	2939
40-44	13559	9468	4649	4819	4091	1767	2324
45-49	13044	9290	4593	4697	3754	1644	2110
50-54	12803	9463	4686	4777	3340	1476	1864
55-59	11641	8612	4123	4489	3029	1293	1736
60-64	9790	6937	3373	3564	2853	1217	1636
65-69	9146	6190	2668	3522	2956	1238	1718
70-74	6910	4712	1794	2918	2198	871	1327
75-79	4349	3005	940	2065	1344	459	885
80-84	2450	1723	501	1222	727	238	489
85 up	1876	1290	324	966	586	172	414
Total	273431	177699	87912	89787	95732	45988	49744

CHATTANOOGA MSA							
Age Group	Grand Total	Total White	White Male	White Female	Total Black	Black Male	Black Female
00-04	8572	8294	4320	3974	278	136	142
05-09	9475	9179	4809	4370	296	138	158
10-14	9525	9202	4709	4493	323	162	161
15-19	10177	9829	5032	4797	348	195	153
20-24	9095	8819	4213	4606	276	141	135
25-29	8819	8548	4142	4406	271	122	149
30-34	9052	8858	4296	4562	194	93	101
35-39	7736	7550	3732	3818	186	88	98
40-44	6644	6470	3209	3261	174	85	89
45-49	5965	5802	2821	2981	163	68	95
50-54	5880	5750	2753	2997	130	63	67
55-59	5490	5351	2465	2886	139	68	71
60-64	4863	4738	2142	2596	125	56	69
65-69	5198	5024	2256	2768	174	77	97
70-74	3800	3712	1599	2113	88	36	52
75-79	2457	2373	889	1484	84	29	55
80-84	1406	1352	471	881	54	25	29
85 up	936	895	282	613	41	11	30
Total	115090	111746	54140	57606	3344	1593	1751

1988 Population Projections

COLUMBUS MSA

Age Group	Grand Total	Total White	White Male	White Female	Total Black	Black Male	Black Female
00-04	18166	9991	5126	4865	8175	4169	4006
05-09	18063	10259	5322	4937	7804	3991	3813
10-14	17209	10065	5004	5061	7144	3626	3518
15-19	26102	16346	10456	5890	9756	5904	3852
20-24	27157	15868	9416	6452	11289	6736	4553
25-29	21372	13277	7193	6084	8095	4052	4043
30-34	16774	10816	5663	5153	5958	2855	3103
35-39	12546	8294	4134	4160	4252	1895	2357
40-44	10328	6793	3278	3515	3535	1600	1935
45-49	10741	7253	3441	3812	3488	1514	1974
50-54	10881	7773	3604	4169	3108	1353	1755
55-59	9802	7253	3273	3980	2549	1111	1438
60-64	8239	5997	2835	3162	2242	993	1249
65-69	7129	4978	2120	2858	2151	810	1341
70-74	5181	3684	1318	2366	1497	542	955
75-79	3214	2294	722	1572	920	306	614
80-84	1737	1259	354	905	478	137	341
85 up	1284	944	219	725	340	92	248
Total	225925	143144	73478	69666	82781	41686	41095

MACON MSA

Age Group	Grand Total	Total White	White Male	White Female	Total Black	Black Male	Black Female
00-04	22591	12830	6661	6169	9761	4910	4851
05-09	24278	14372	7463	6909	9906	4948	4958
10-14	25011	14937	7672	7265	10074	4960	5114
15-19	29076	17580	8850	8730	11496	5602	5894
20-24	27368	17458	8695	8763	9910	4455	5455
25-29	24782	16053	8024	8029	8729	4023	4706
30-34	22773	15580	7869	7711	7193	3286	3907
35-39	17780	12614	6138	6476	5166	2321	2845
40-44	15954	11509	5629	5880	4445	1948	2497
45-49	15514	11249	5652	5597	4265	1874	2391
50-54	14813	11020	5365	5655	3793	1614	2179
55-59	14308	10795	5067	5728	3513	1548	1965
60-64	11802	8528	4071	4457	3274	1358	1916
65-69	10862	7390	3120	4270	3472	1364	2108
70-74	7652	5377	2030	3347	2275	852	1423
75-79	5175	3610	1178	2432	1565	545	1020
80-84	2899	2026	561	1465	873	247	626
85 up	2173	1489	354	1135	684	159	525
Total	294811	194417	94399	100018	100394	46014	54380

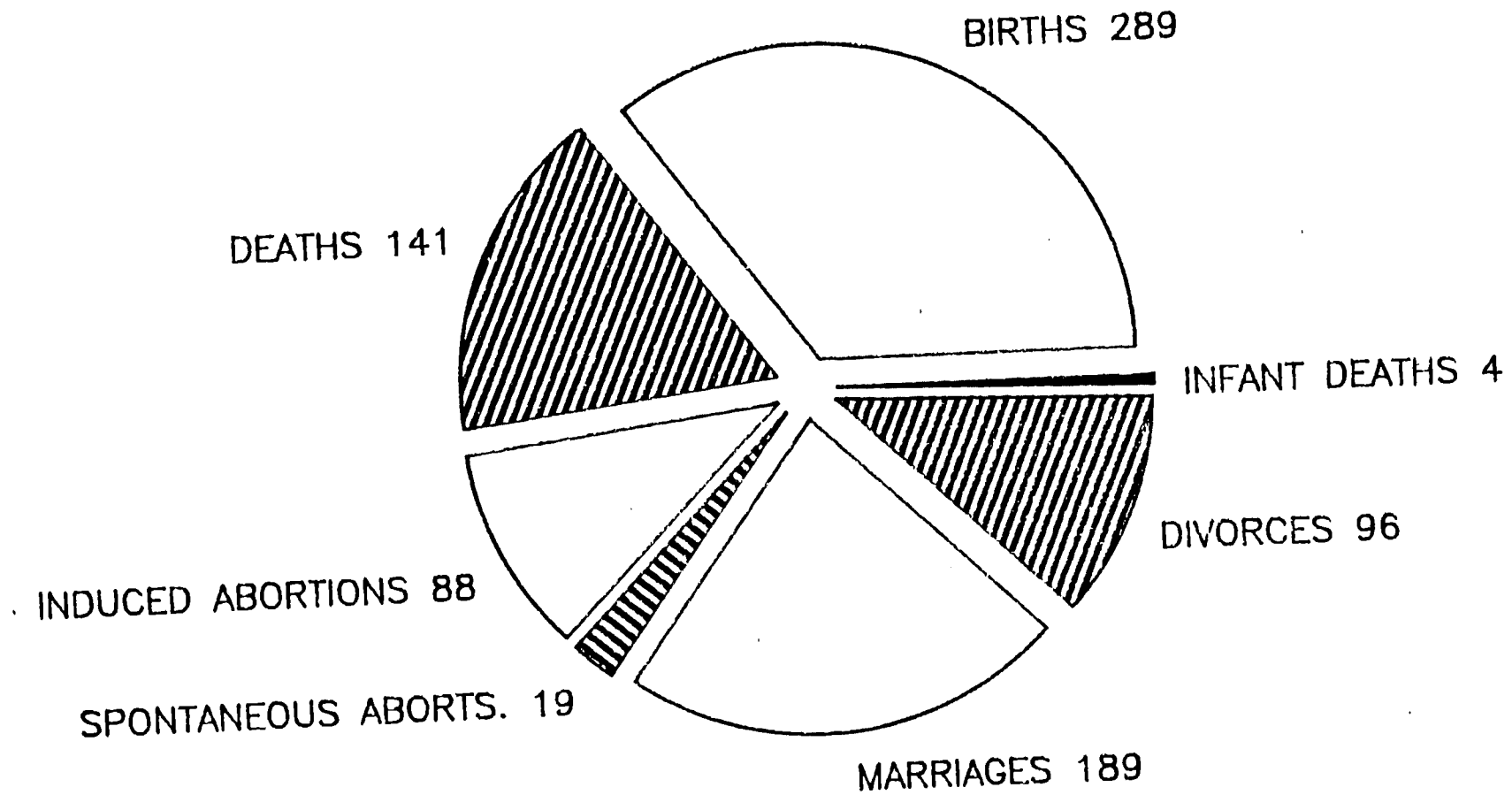
SAVANNAH MSA

Age Group	Grand Total	Total White	White Male	White Female	Total Black	Black Male	Black Female
00-04	19920	10760	5489	5271	9160	4630	4530
05-09	19393	10707	5511	5196	8686	4440	4246
10-14	19941	10922	5694	5228	9019	4463	4556
15-19	22979	12930	6622	6308	10049	4946	5103
20-24	23313	13961	7106	6855	9352	4493	4859
25-29	21107	13479	6705	6774	7628	3518	4110
30-34	18603	12320	6334	5986	6283	2896	3387
35-39	14148	9830	4958	4872	4318	1880	2438
40-44	11755	8038	4057	3981	3717	1596	2121
45-49	11132	7566	3759	3807	3566	1525	2041
50-54	12048	8388	3932	4456	3660	1544	2116
55-59	12017	8312	3892	4420	3705	1603	2102
60-64	10847	7358	3356	4002	3489	1425	2064
65-69	10177	6612	2878	3734	3565	1494	2071
70-74	7658	4985	2004	2981	2673	1037	1636
75-79	5020	3284	1113	2171	1736	655	1081
80-84	2694	1863	483	1380	831	284	547
85 up	1928	1286	298	988	642	189	453
Total	244680	152601	74191	78410	92079	42618	49461

TOTAL MSA

Age Group	Grand Total	Total White	White Male	White Female	Total Black	Black Male	Black Female
00-04	302576	199136	102598	96538	103440	52172	51268
05-09	327913	222563	114283	108280	105350	53194	52156
10-14	342519	237054	121485	115569	105465	52774	52691
15-19	383242	264484	137537	126947	118758	59846	58912
20-24	392113	274318	137680	136638	117795	55992	61803
25-29	381103	271602	133859	137743	109501	50173	59328
30-34	362197	272006	134278	137728	90191	41688	48503
35-39	282955	219676	109949	109727	63279	29143	34136
40-44	223359	173145	86421	86724	50214	22794	27420
45-49	200973	157999	79029	78970	42974	19218	23756
50-54	191187	152546	74430	78116	38641	16765	21876
55-59	175233	141671	67056	74615	33562	14518	19044
60-64	143714	113061	52803	60258	30653	12823	17830
65-69	127871	97964	42101	55863	29907	11991	17916
70-74	94905	73590	28646	44944	21315	8167	13148
75-79	62295	48616	16491	32125	13679	4675	9004
80-84	35486	28565	8323	20242	6921	2184	4737
85 up	26403	20742	5233	15509	5661	1557	4104
Total	4056044	2968738	1452202	1516536	1087306	509674	577632

AVERAGE DAILY VITAL EVENTS OCCURRING IN 1988



NUMBER OF DEATHS, 1978 - 1988

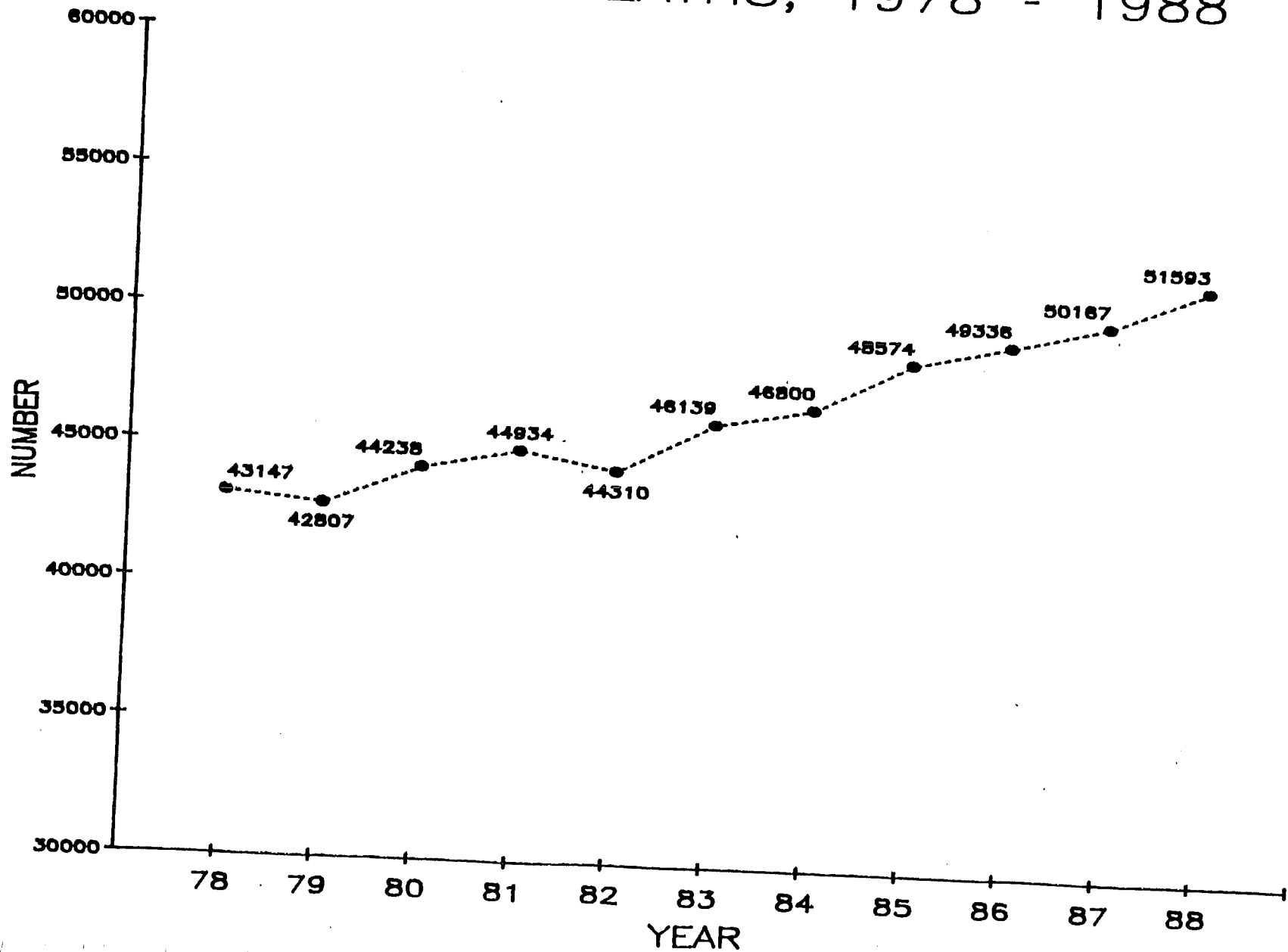


FIGURE 8

TOTAL, ALL CAUSES OF DEATH 1979 - 1988

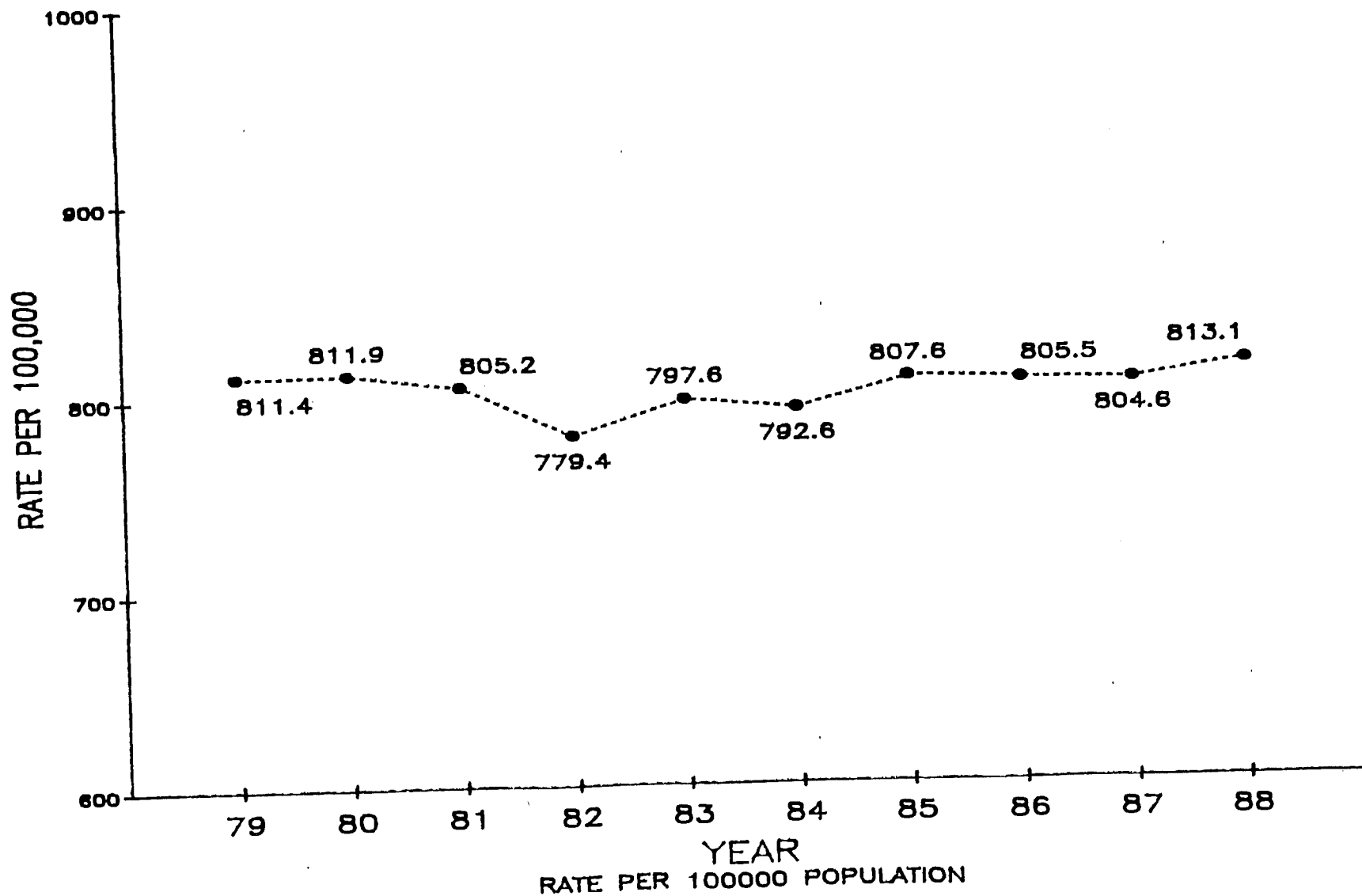


FIGURE 9

INFANT MORTALITY RATES 1977 - 1988

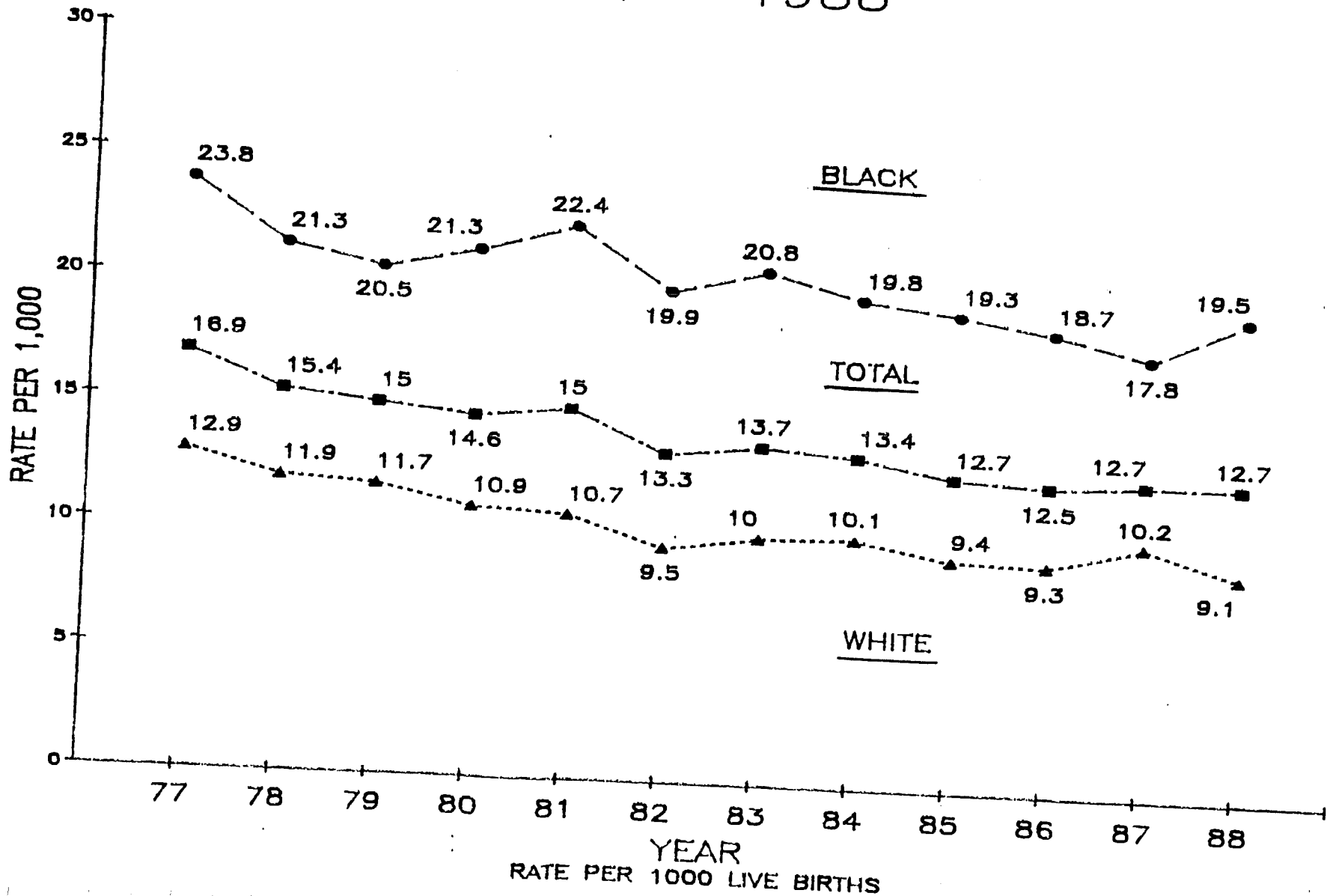


FIGURE 10

NEONATAL INFANT MORTALITY 1975 - 1988

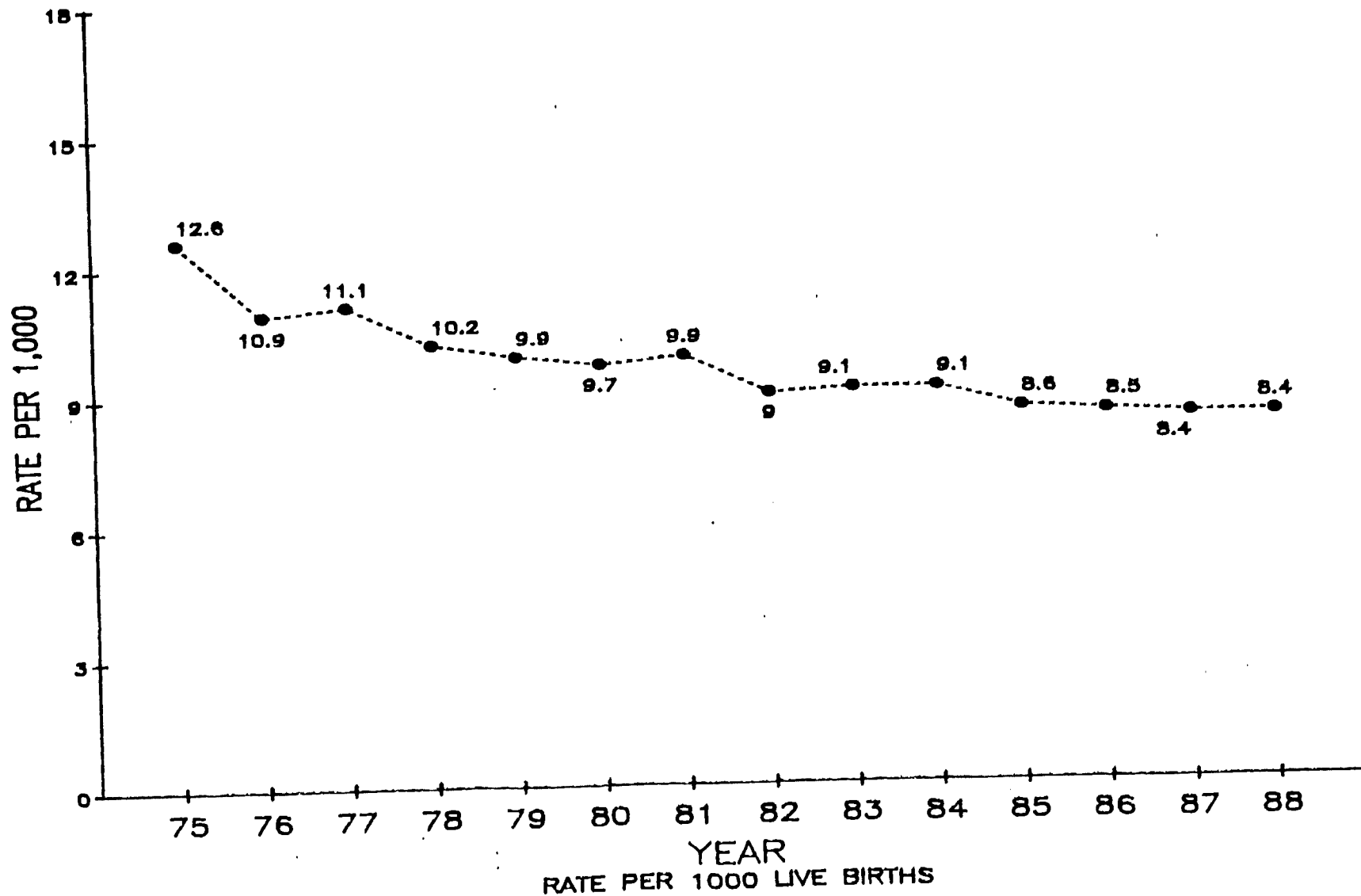


FIGURE II

POSTNEONATAL INFANT MORTALITY 1975 - 1988

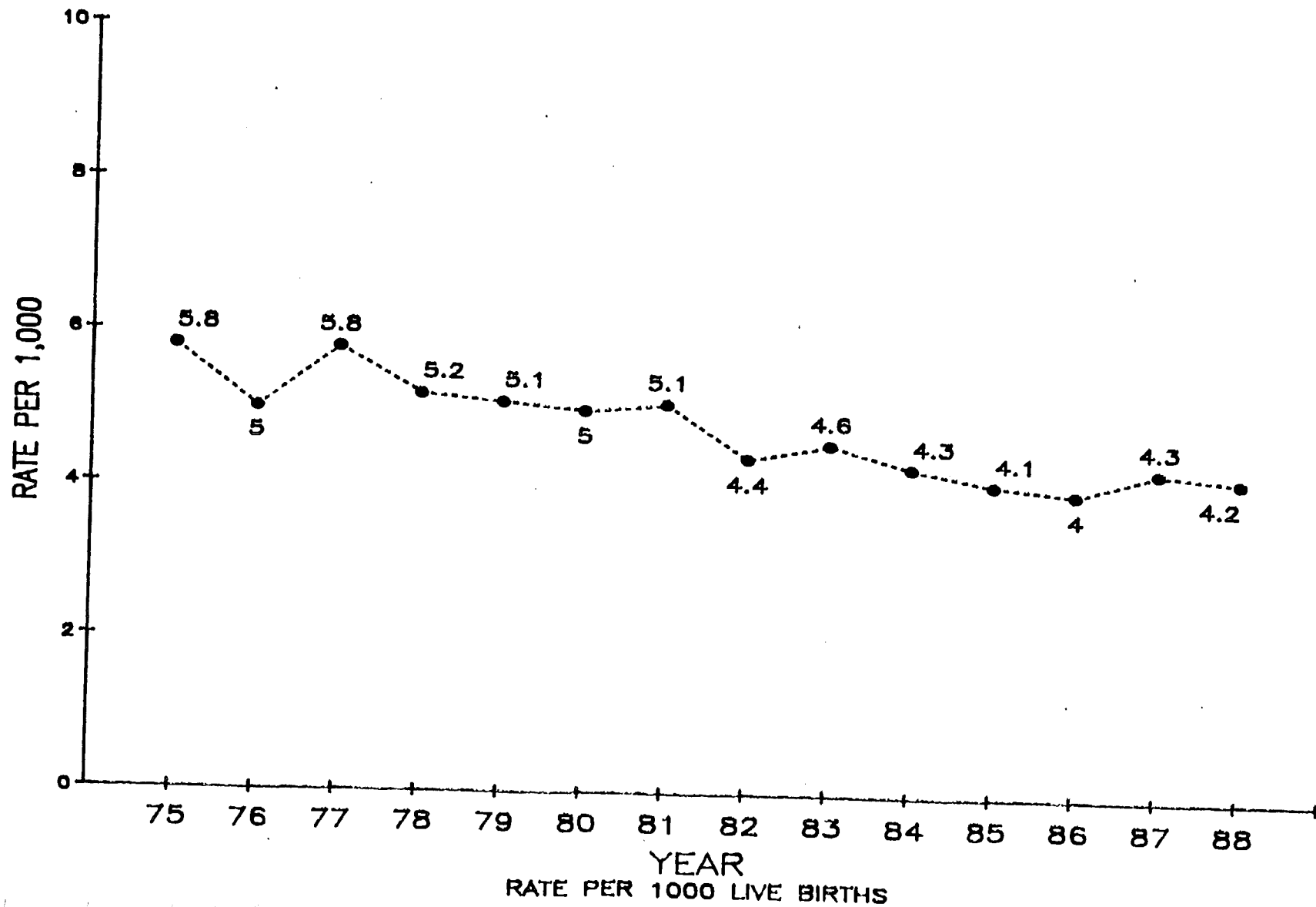


FIGURE 12

EARLY CHILDHOOD (1-4) DEATH RATES, 1984 - 1988

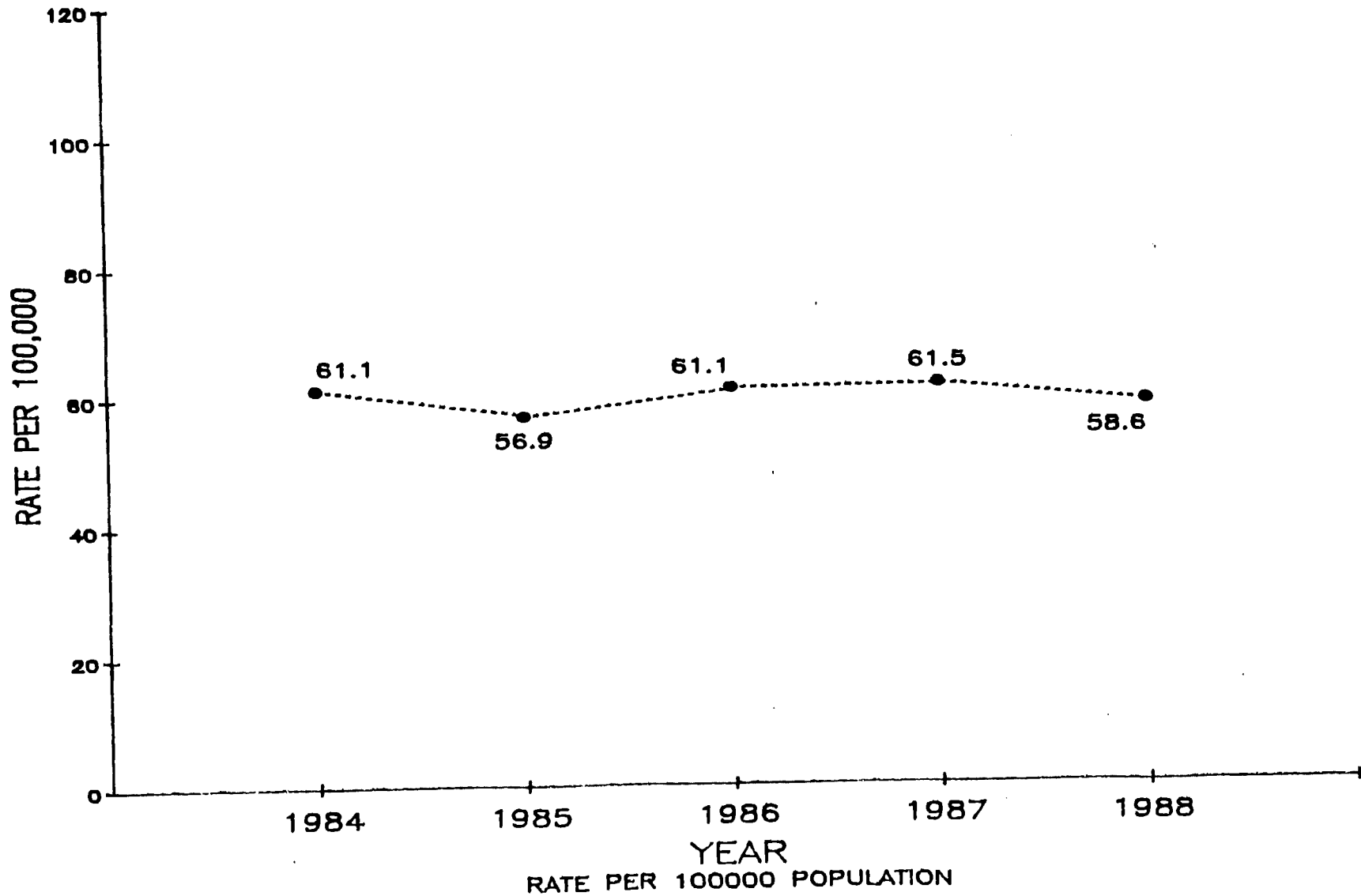


FIGURE 13

LATER CHILDHOOD (5-14) DEATH RATES, 1984 - 1988

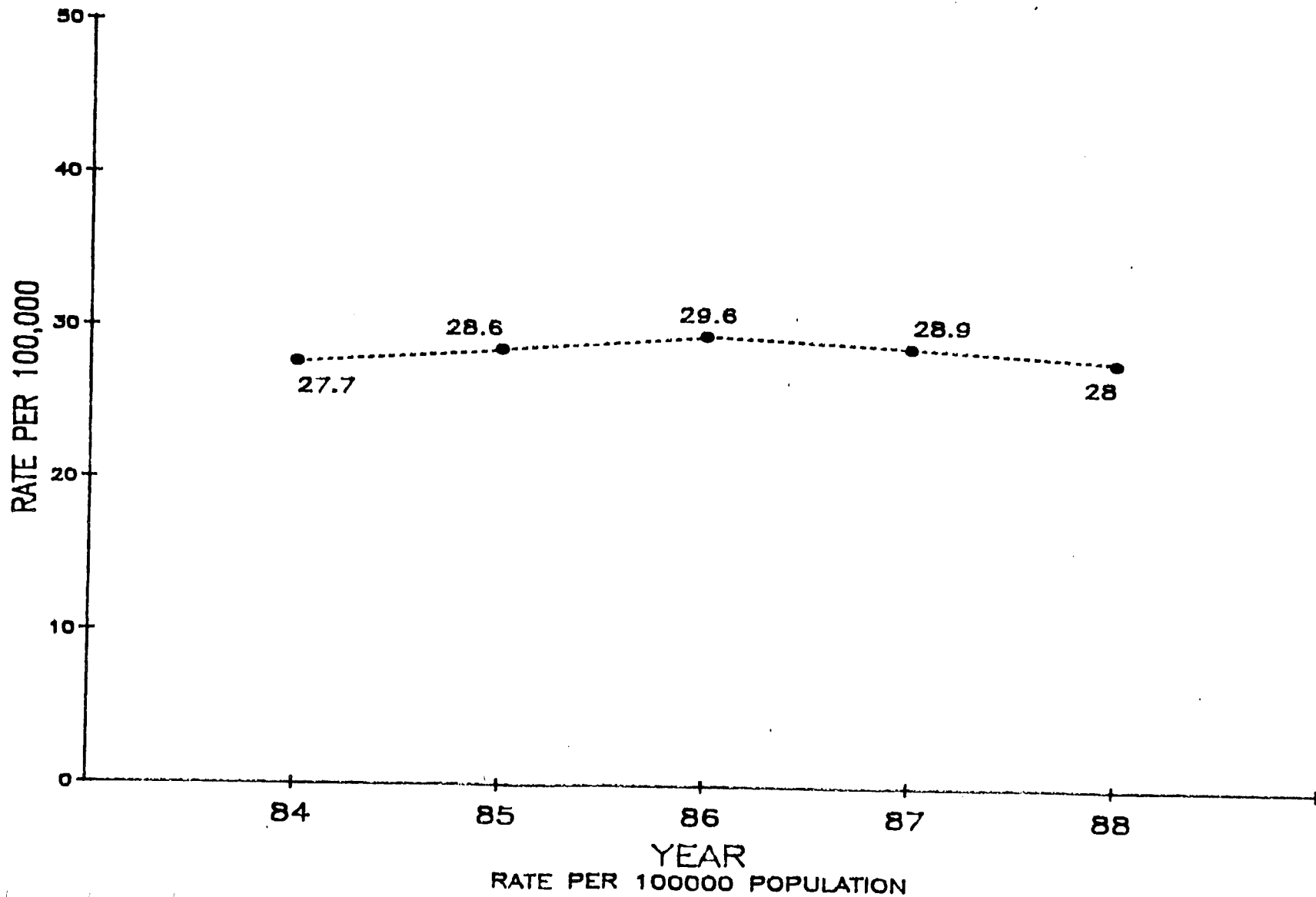


FIGURE 14

ADOLESCENCE (15-19) DEATH RATES, 1984 - 1988

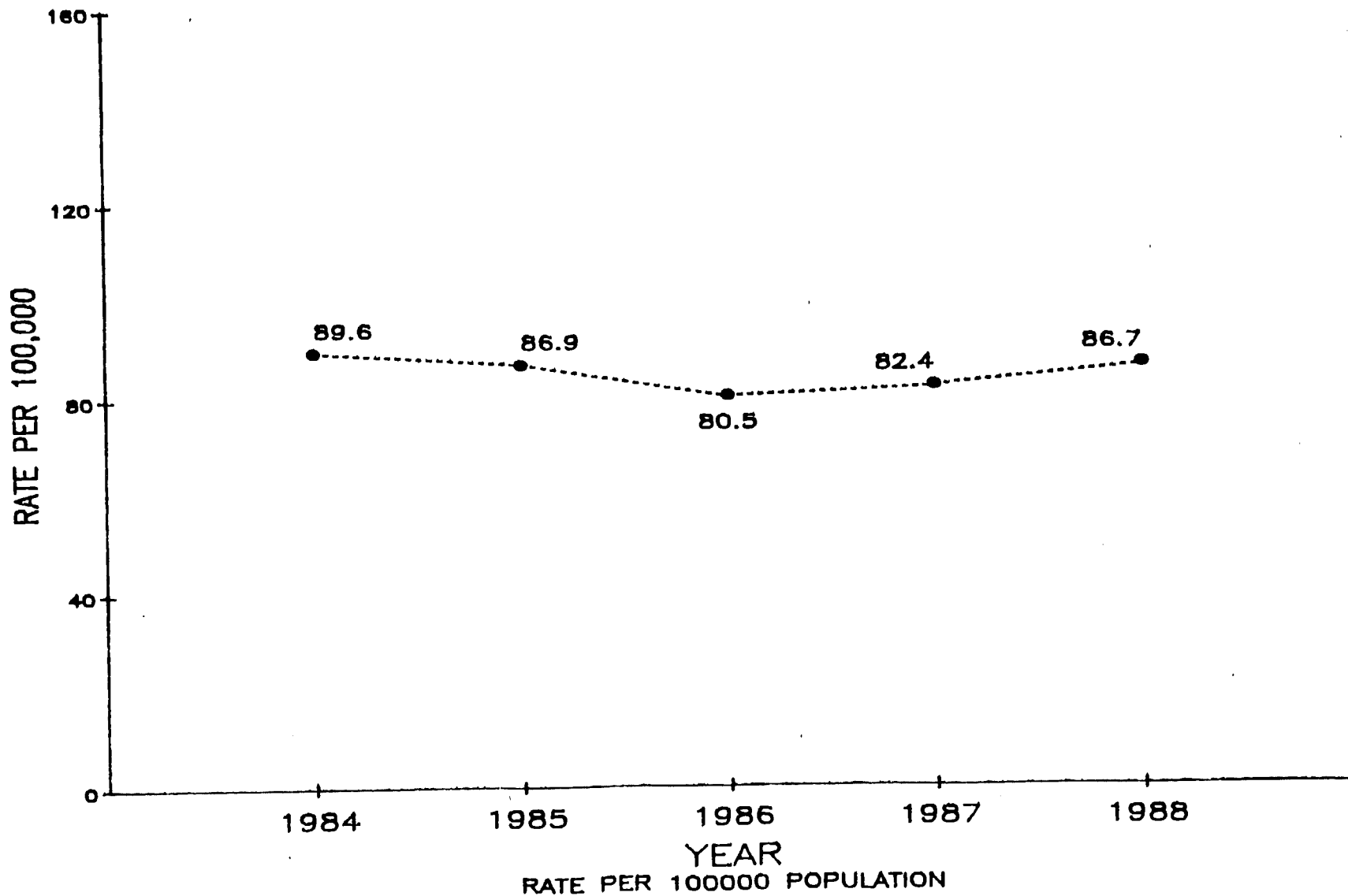


FIGURE 15

EARLY ADULTHOOD (20-29) DEATH RATES, 1984 - 1988

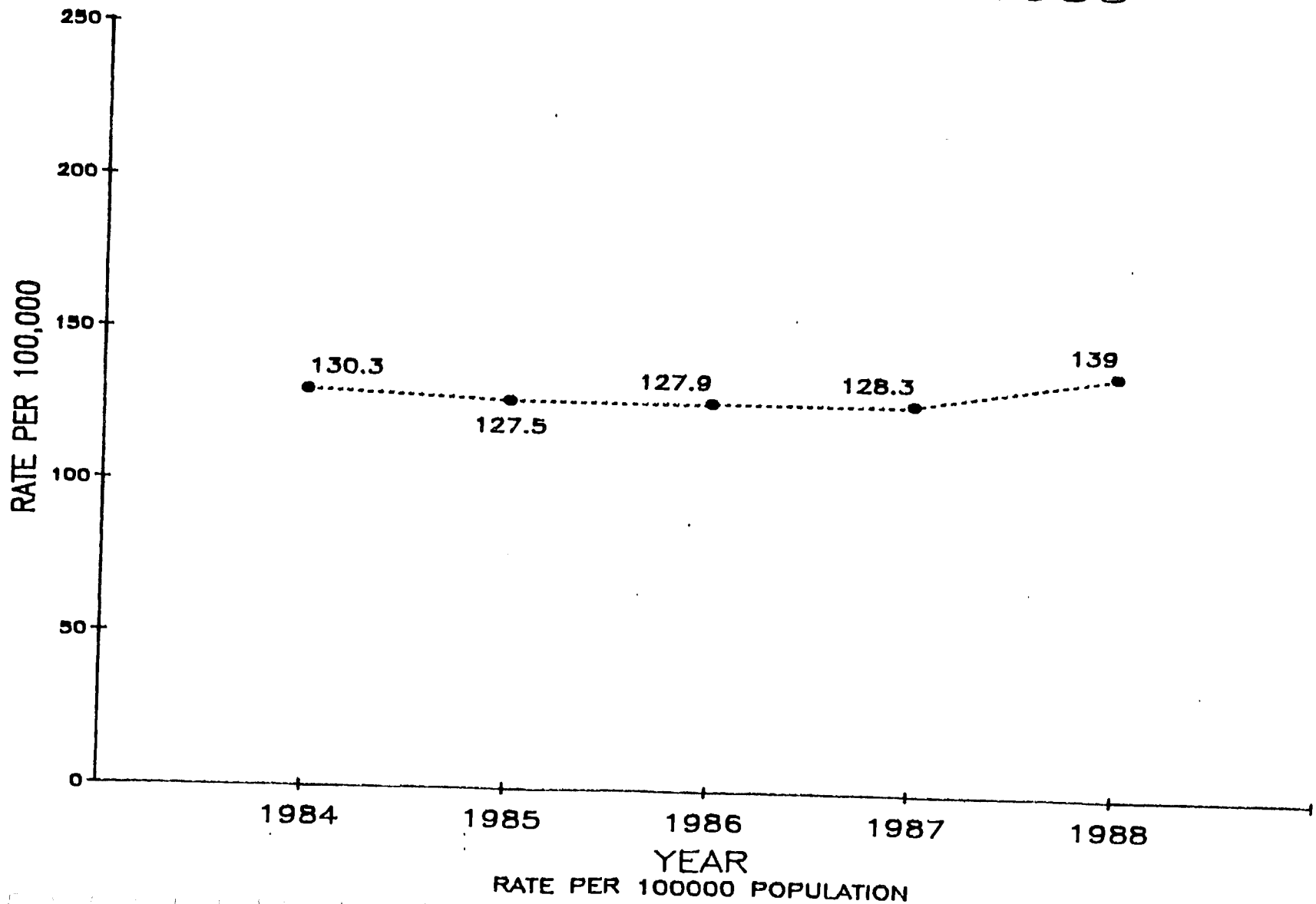


FIGURE 16

YOUNG ADULTHOOD (30-44) DEATH RATES, 1984 - 1988

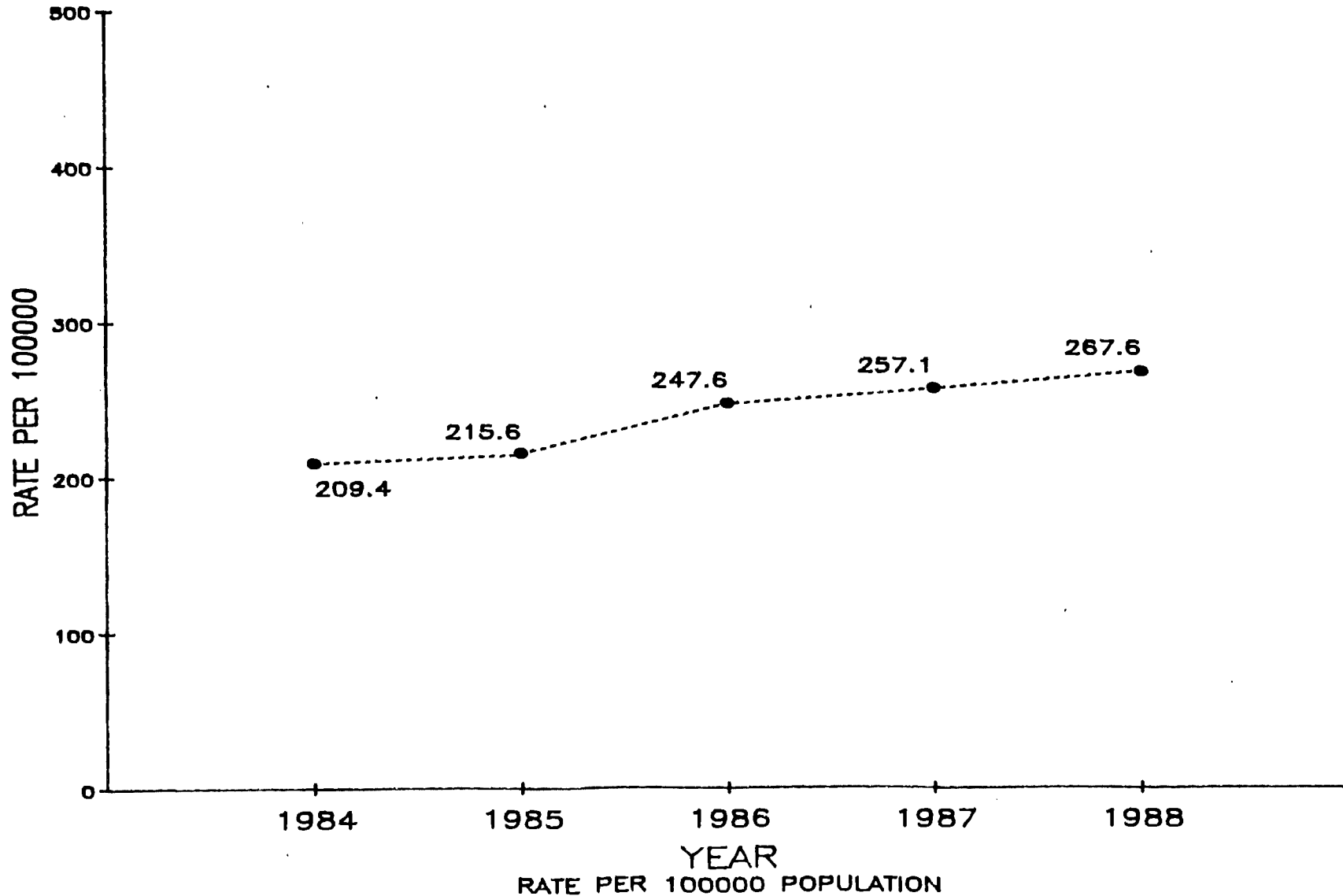


FIGURE 17

MIDDLE ADULTHOOD (45-59) DEATH RATES, 1984 - 1988

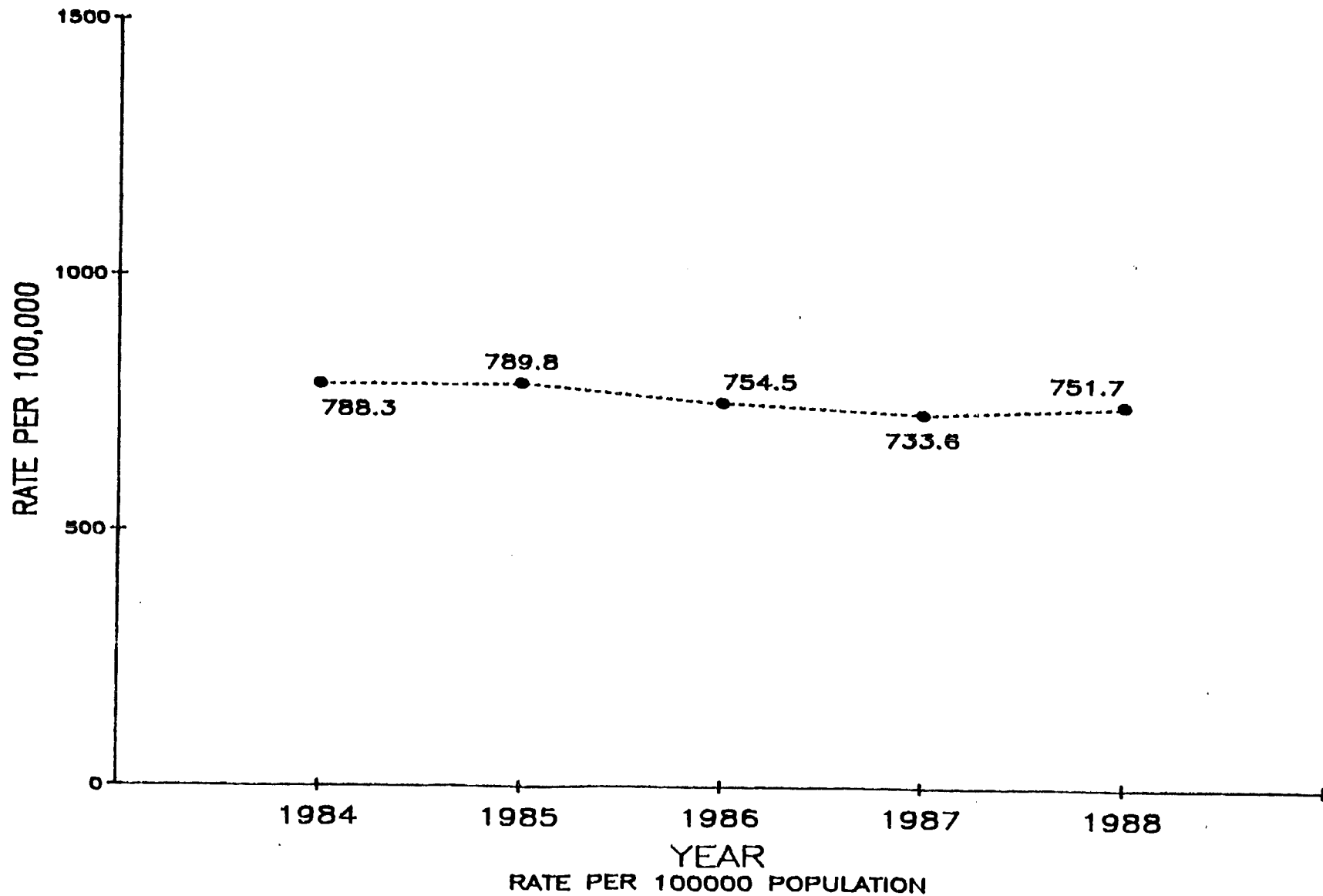


FIGURE 18

LATER ADULTHOOD (60-74) DEATH RATES, 1984 - 1988

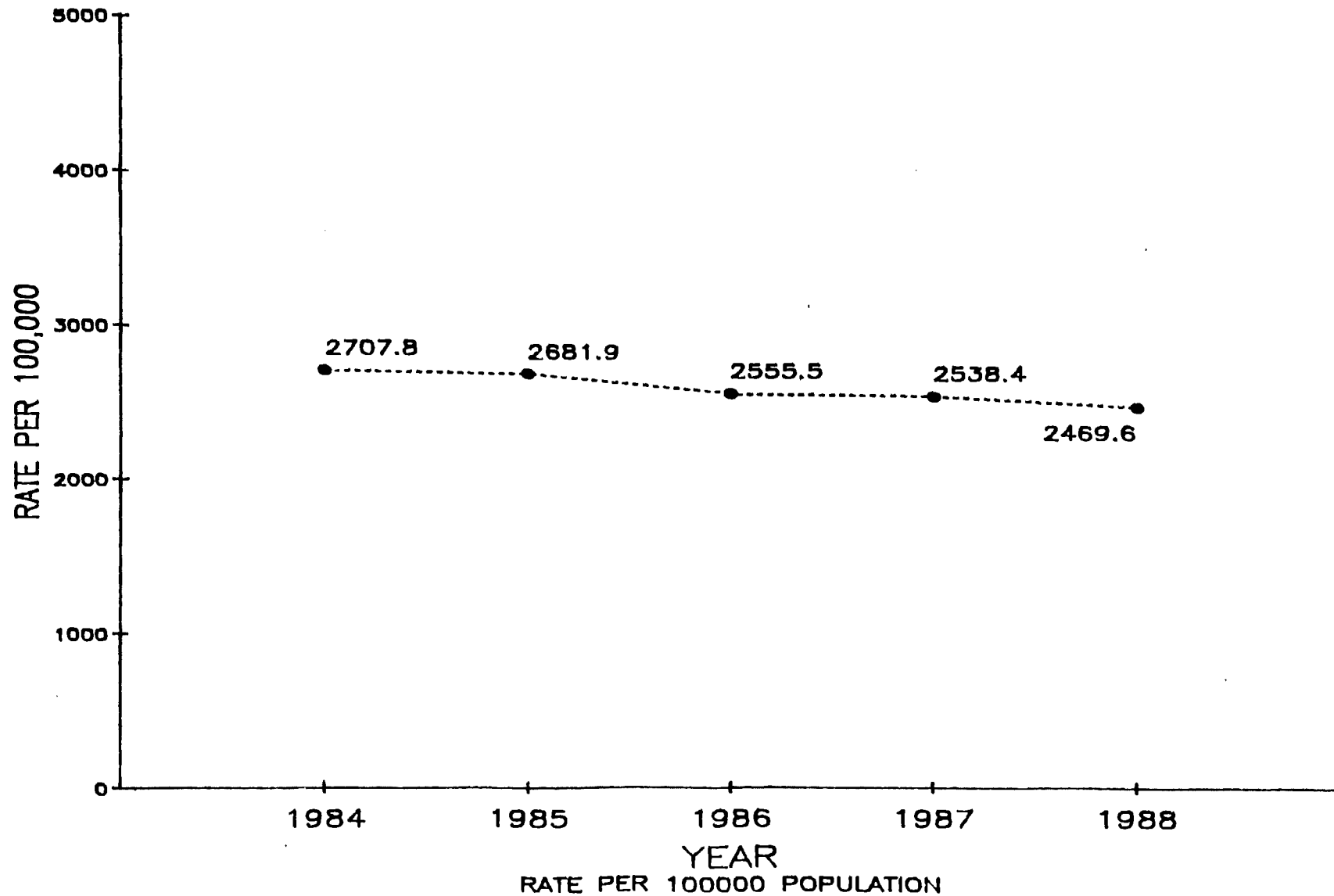


FIGURE 19

OLDER ADULTHOOD (>74) DEATH RATES, 1984 - 1988

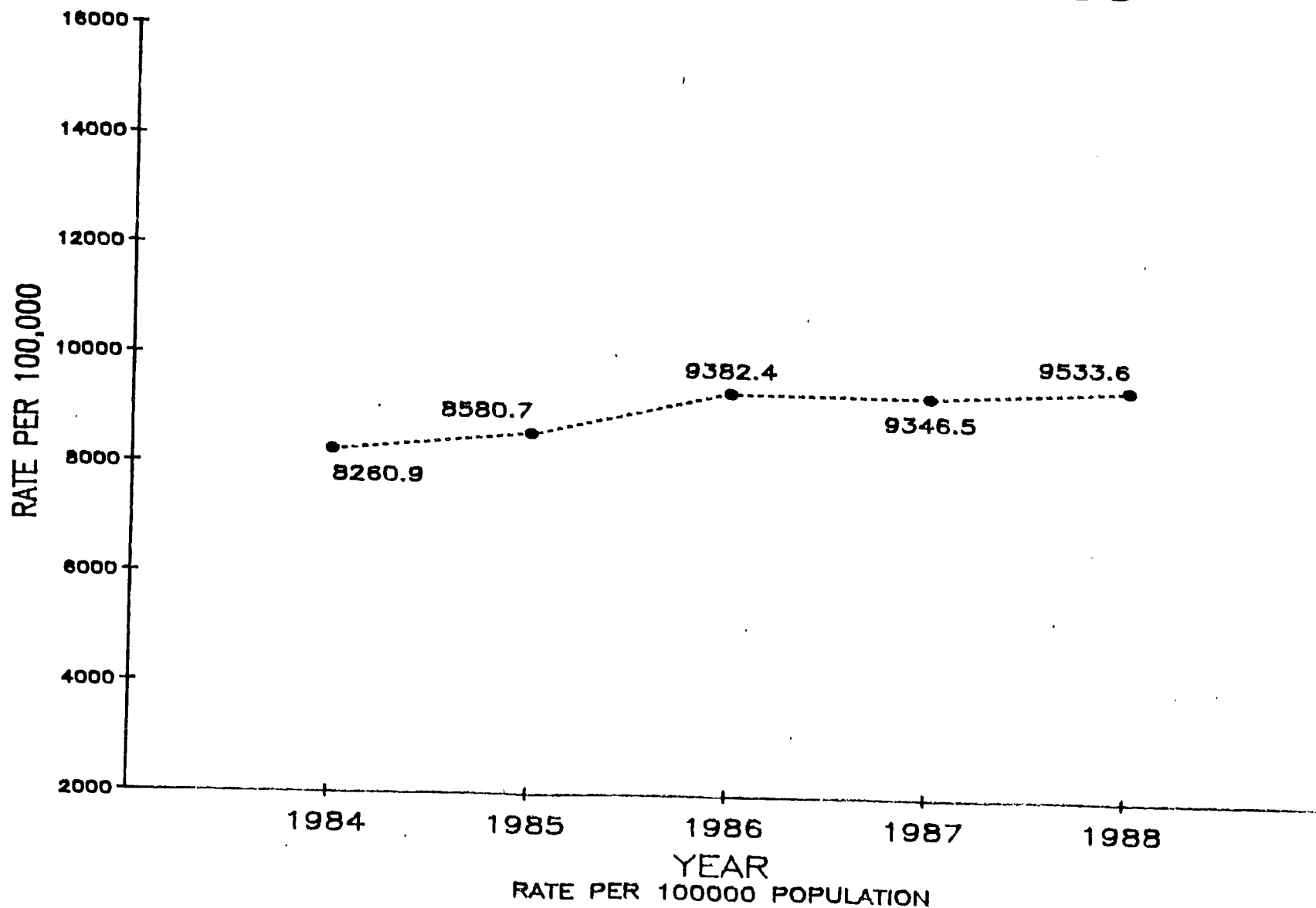


FIGURE 20

TOTAL MALIGNANT NEOPLASMS, 1979 - 1988 ICD (140 - 208)

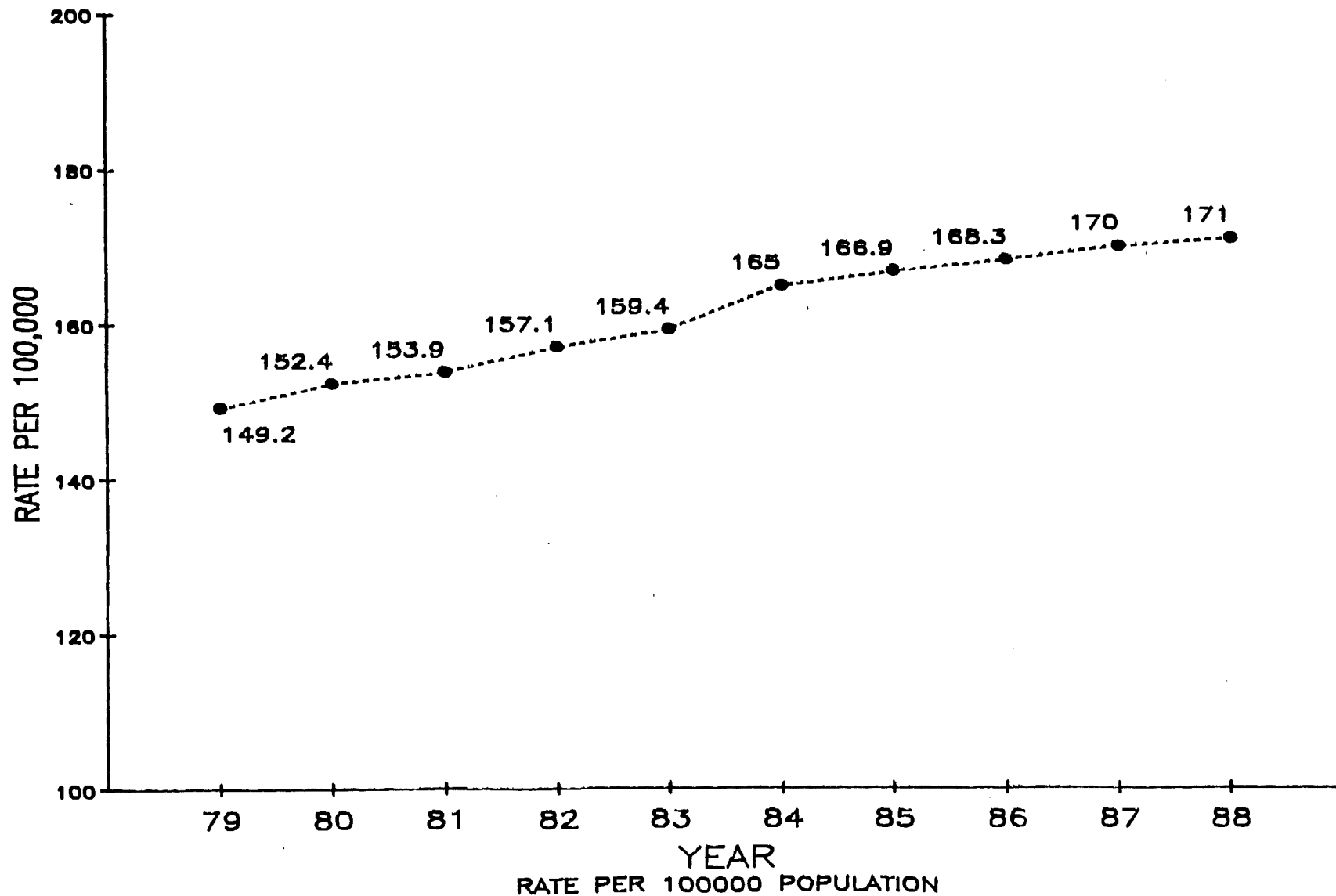


FIGURE 21

CANCER OF THE LARGE INTESTINE 1979 - 1988, (ICD 153)

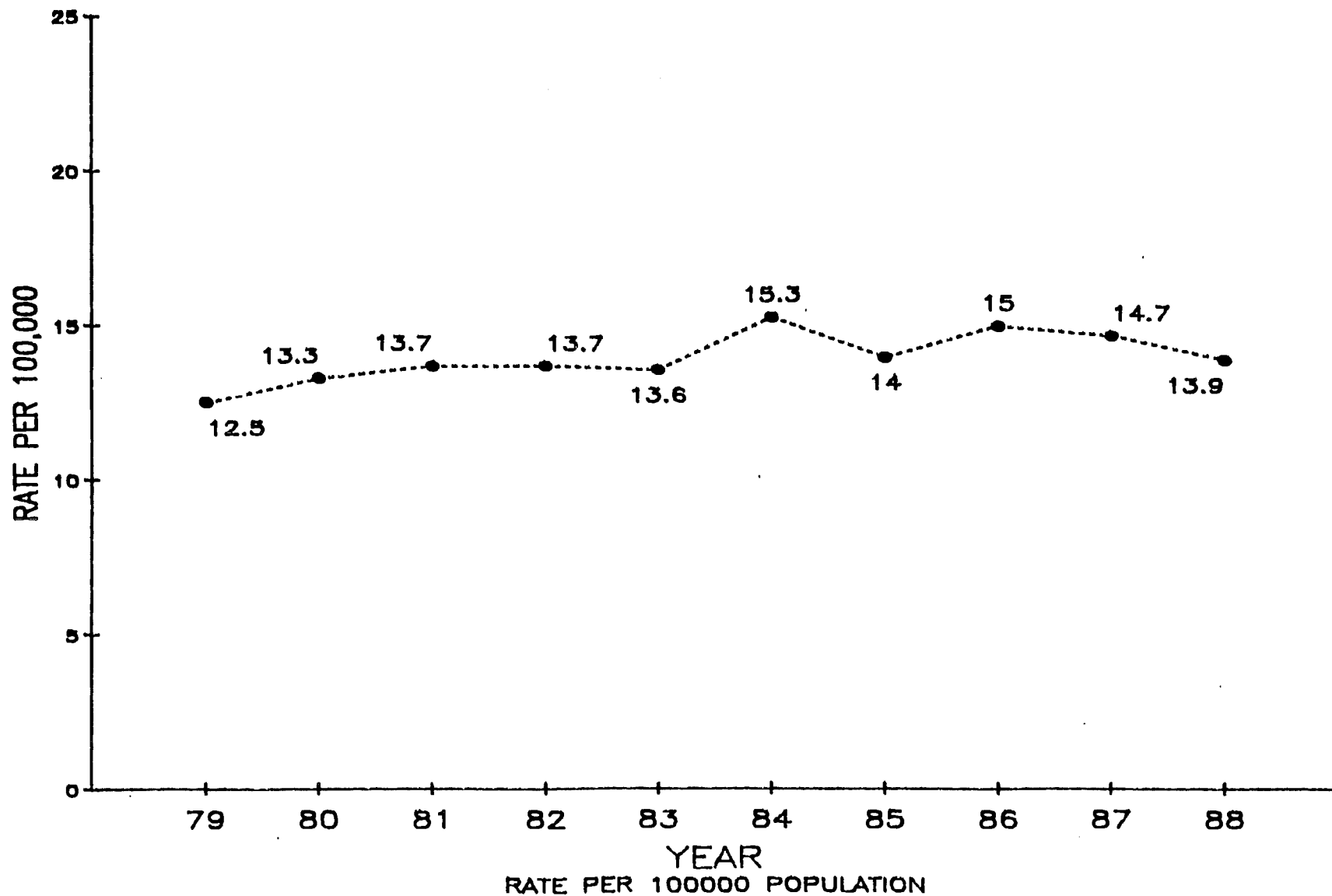


FIGURE 22

CANCER OF THE TRACHEA, BRONCHUS, LUNG 1979 - 1988, (ICD 162)

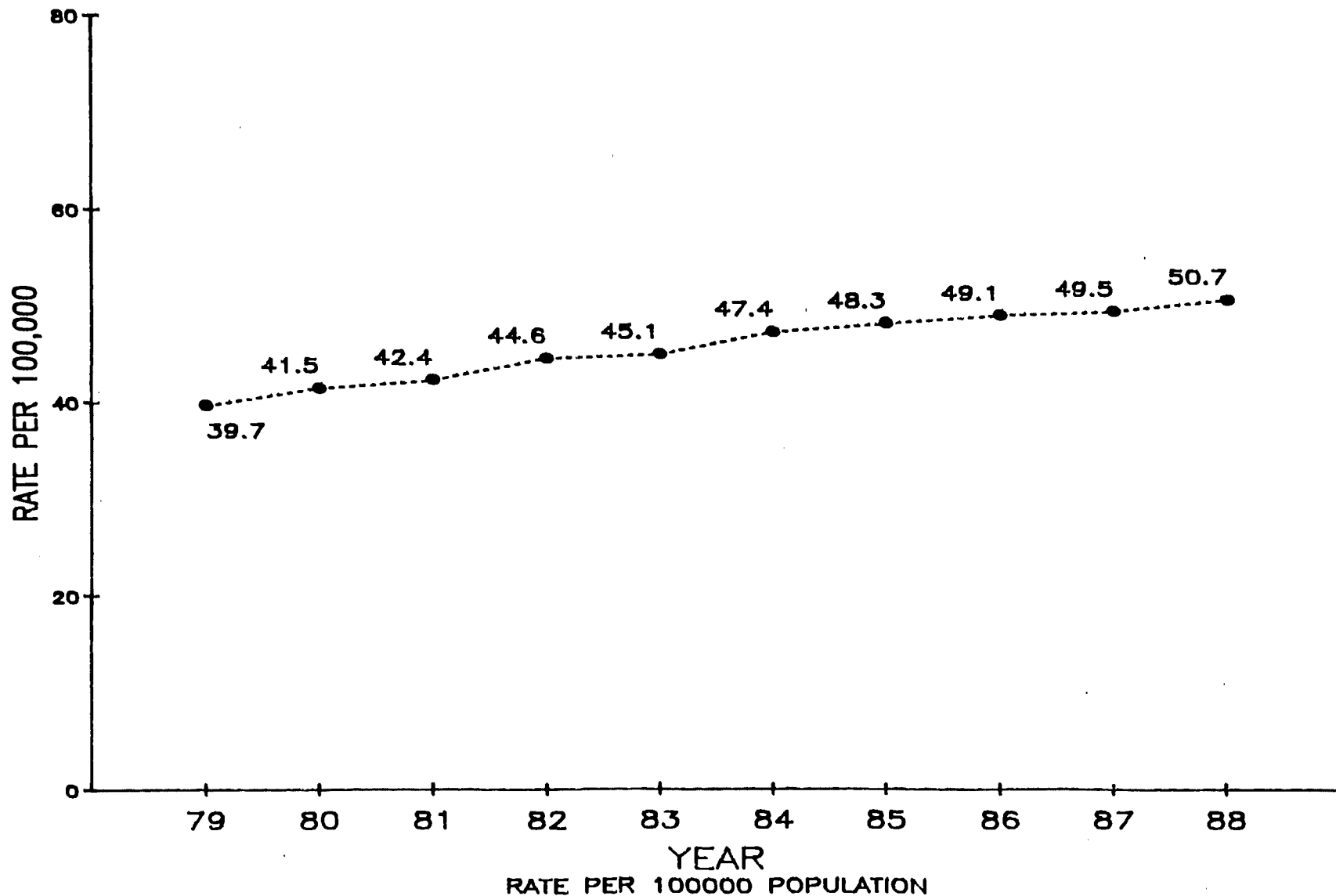


FIGURE 23

HYPERTENSIVE HEART DISEASE 1984 - 1988, (ICD 401-405)

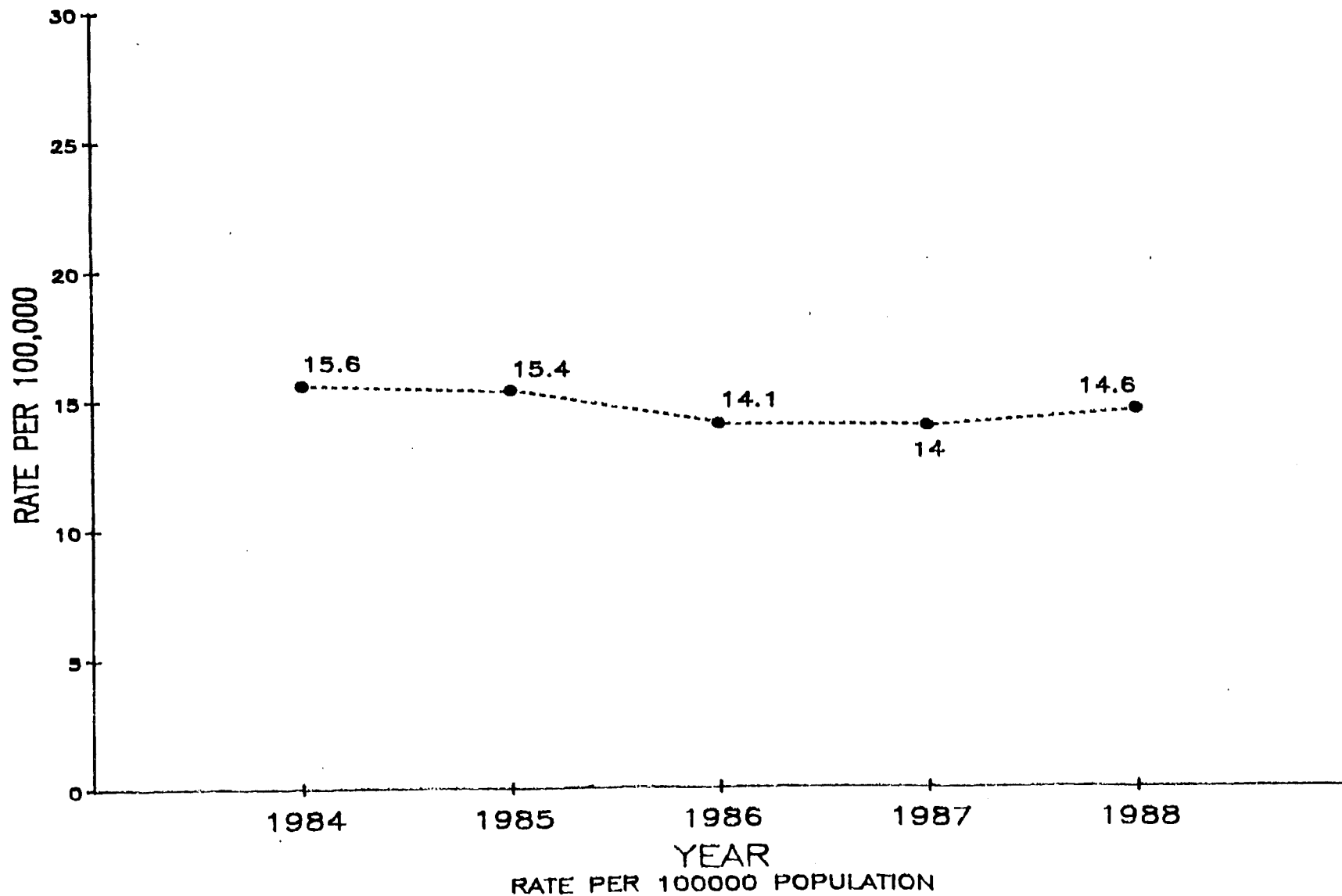


FIGURE 24

ISCHEMIC HEART DISEASE 1984 - 1988, ICD (410-414)

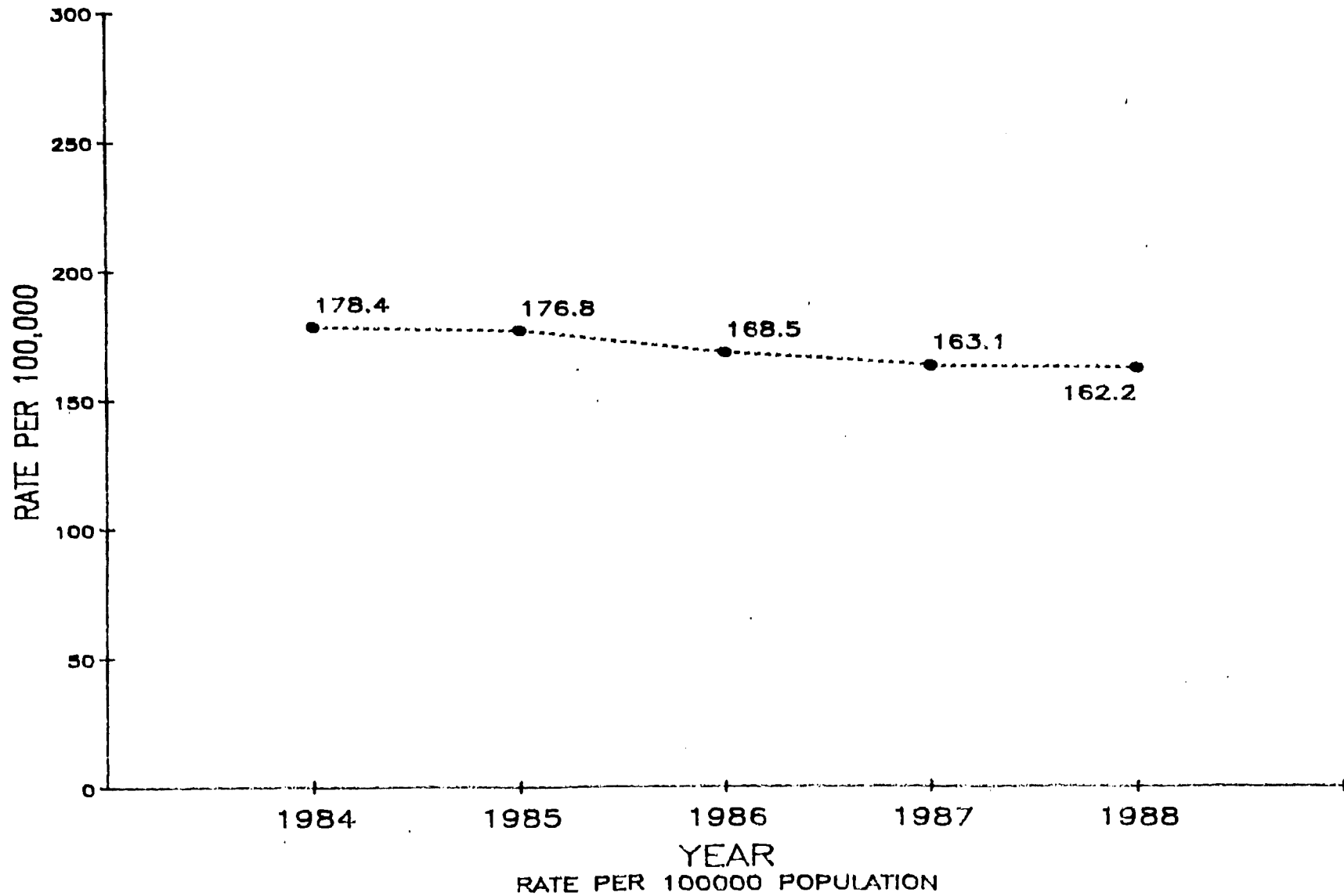


FIGURE 25

ACUTE MYOCARDIAL INFARCTION 1979 - 1988, (ICD 410)

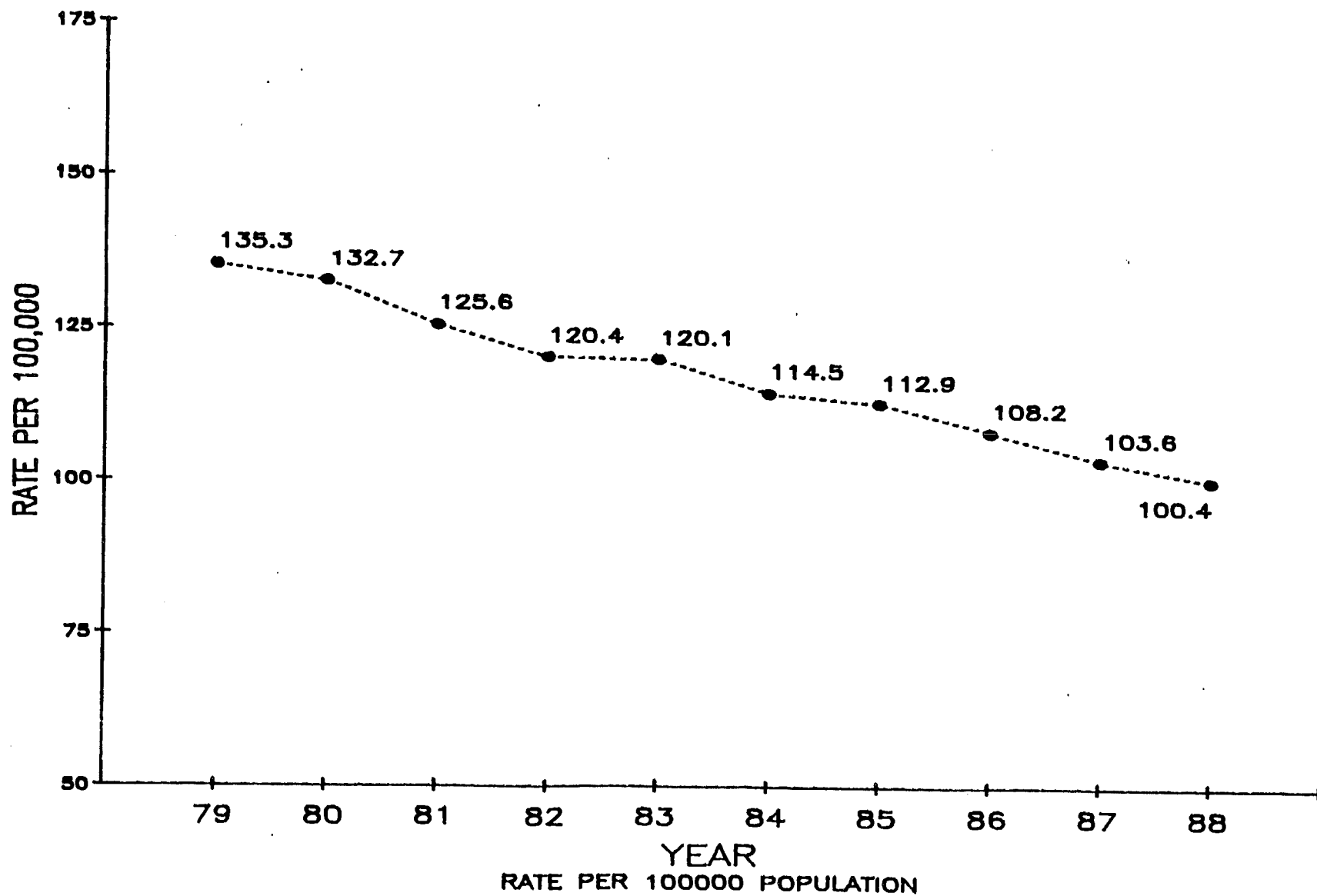


FIGURE 26

OTHER FORMS OF HEART DISEASE 1977 - 1988, ICD (420 - 429)

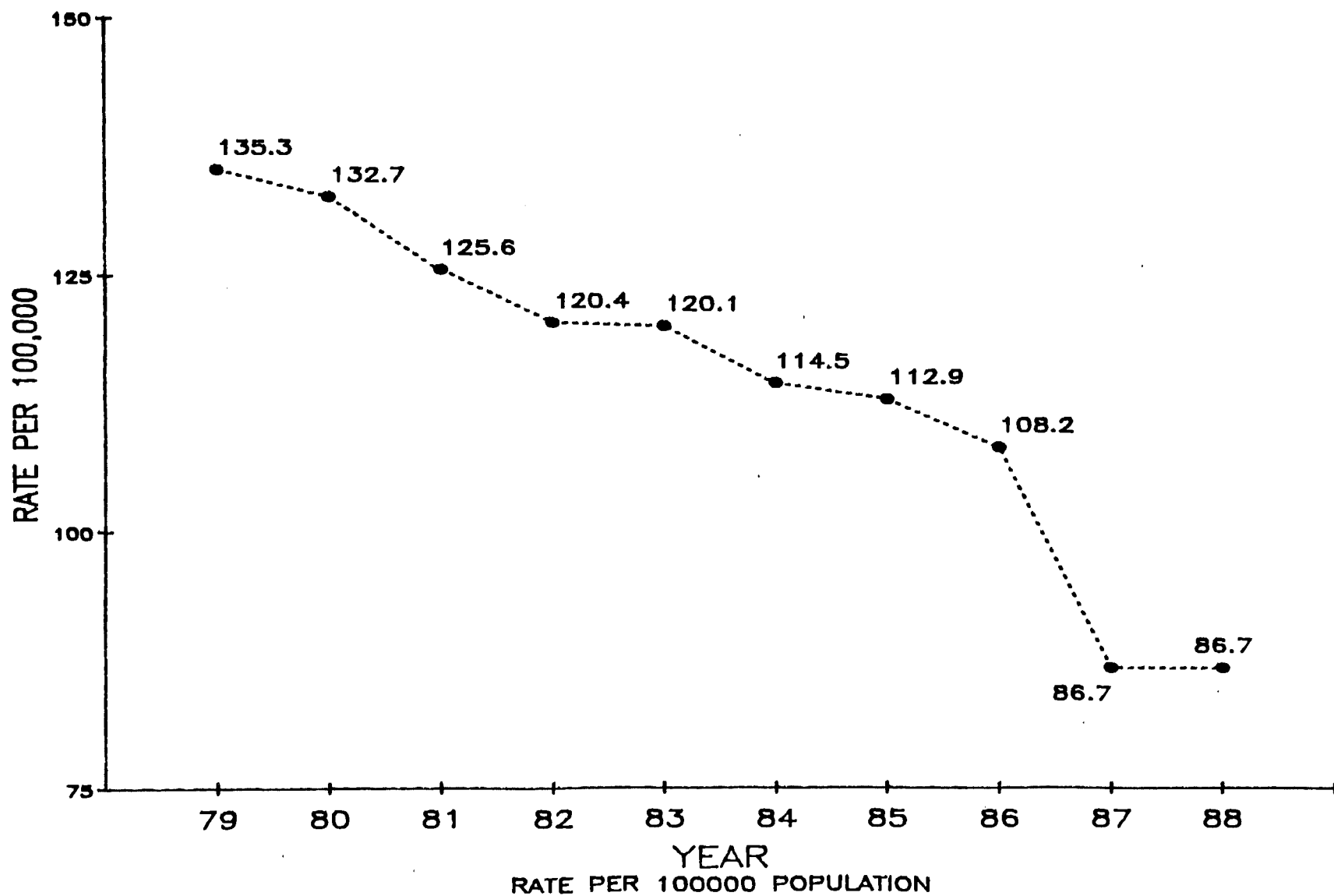


FIGURE 27

CEREBROVASCULAR DISEASE, 1979 - 1988 (ICD 430 - 438)

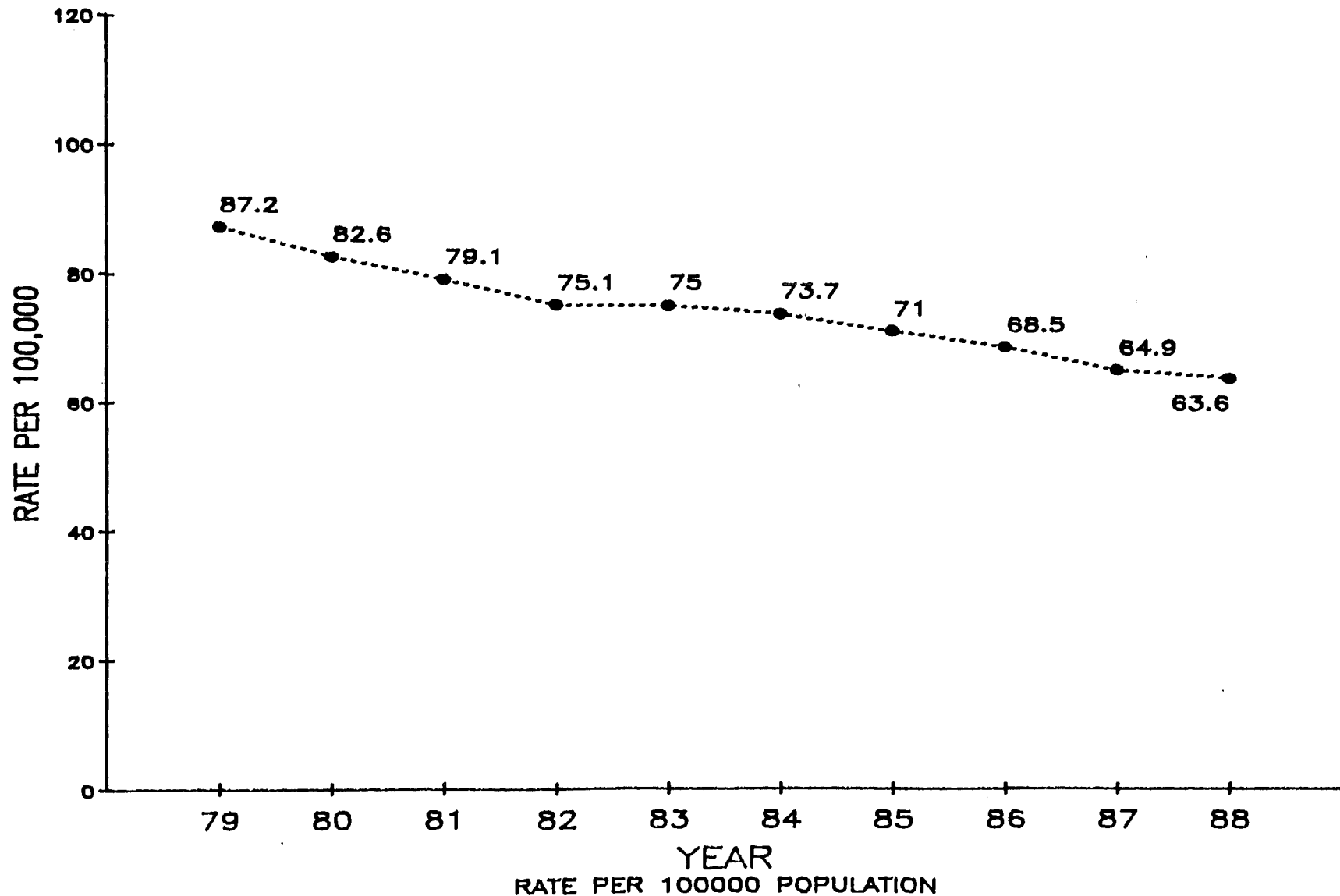


FIGURE 28

DISEASE OF THE RESPIRATORY SYSTEM 1984 - 1988, (ICD 460-519)

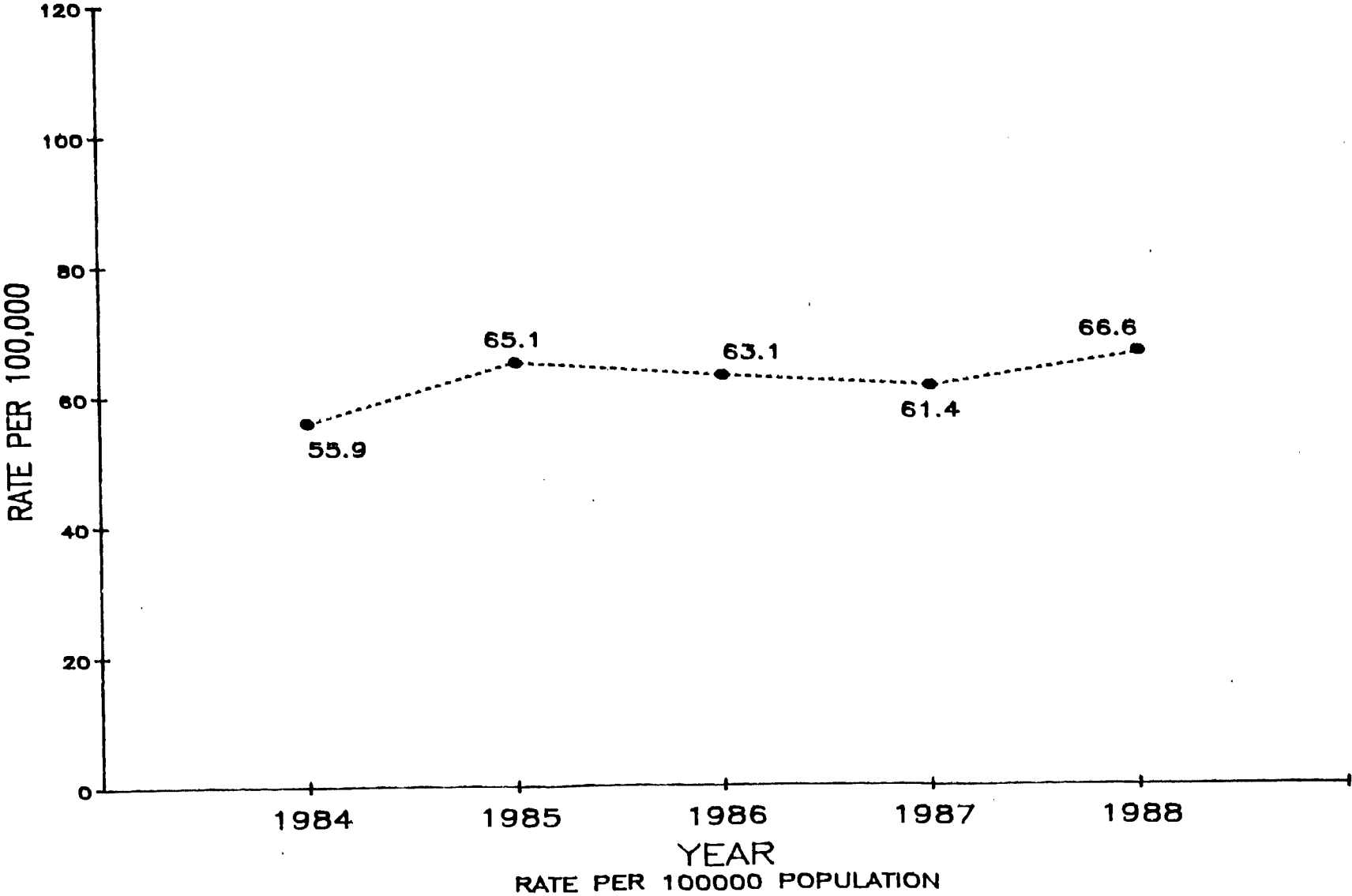


FIGURE 29

INFLUENZA AND PNEUMONIA, 1979 - 1988 (ICD 480 - 487)

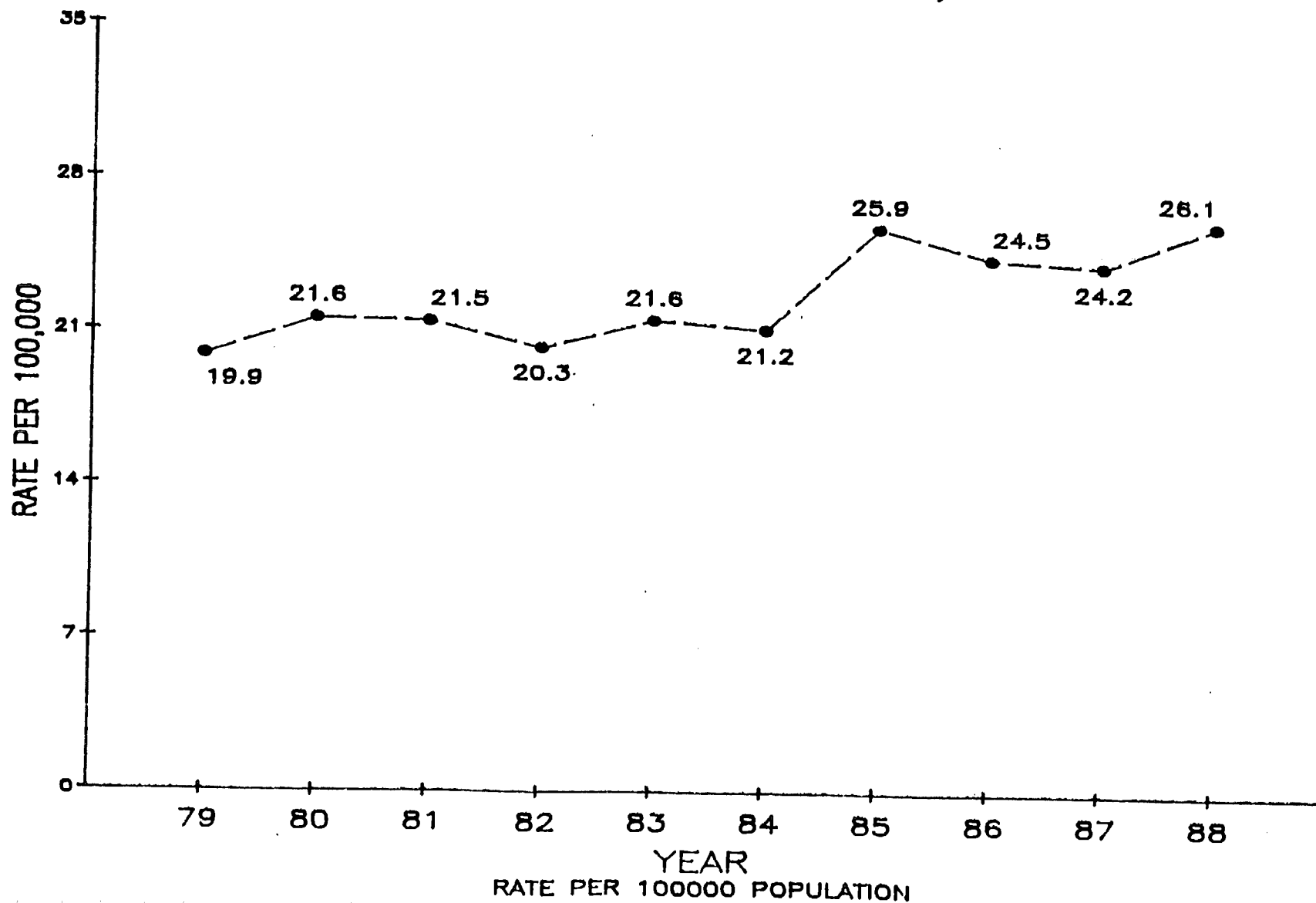


FIGURE 30

CHRONIC OBSTRUCTIVE PULMONARY DIS. 1979 - 1988, (ICD 490 - 493)

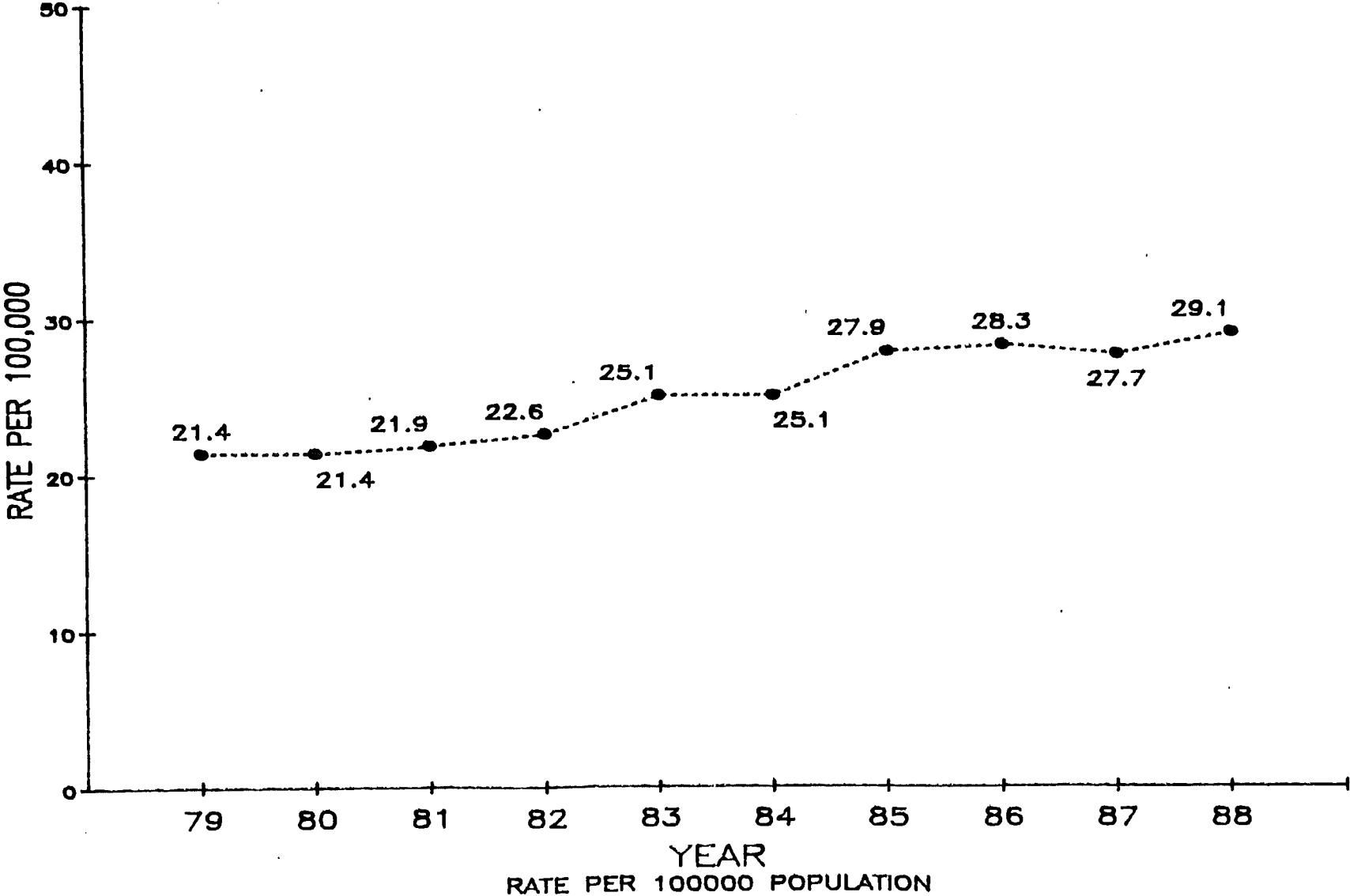


FIGURE 31

MATERNAL DEATHS 1984 - 1988, (ICD 630-676)

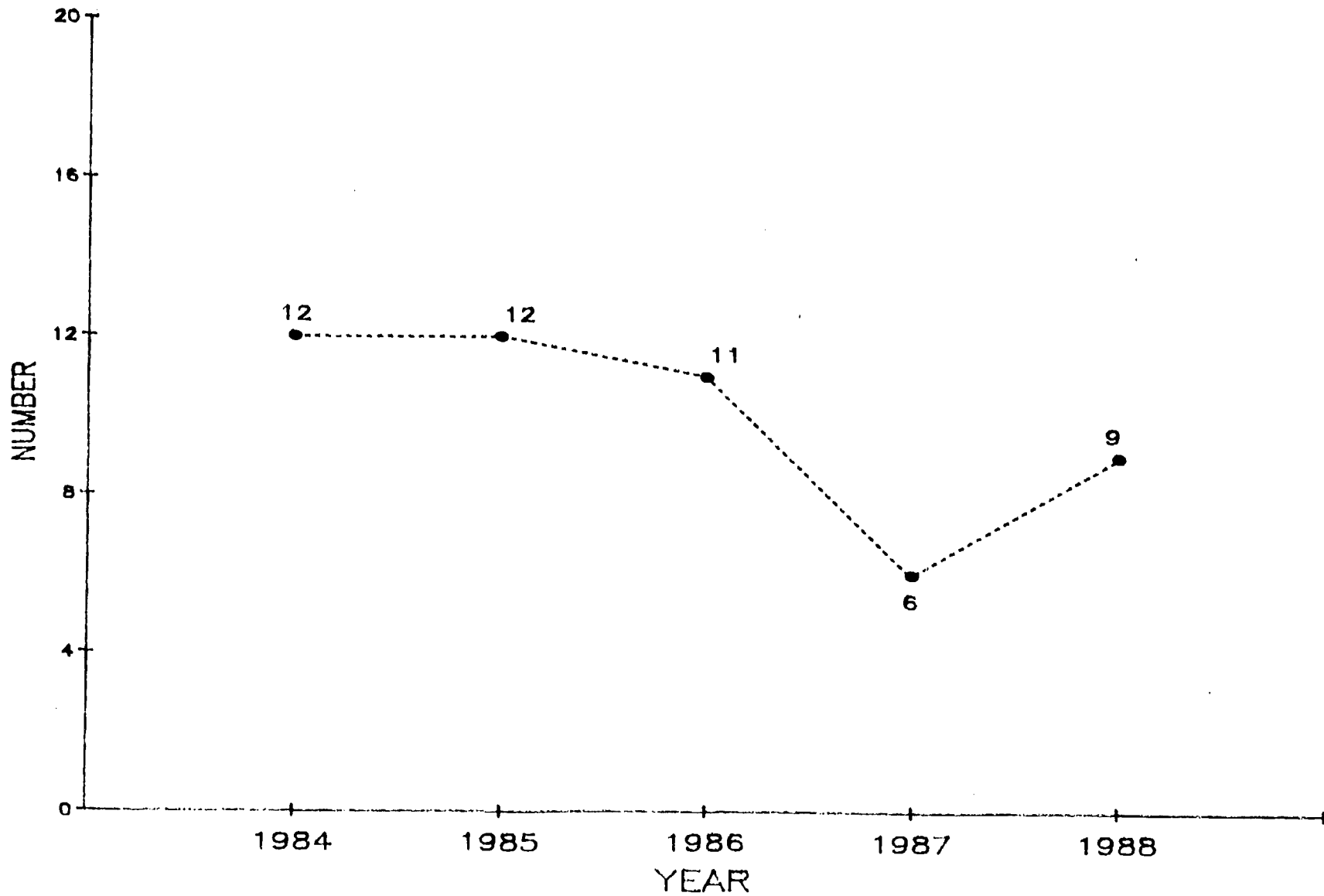


FIGURE 32

SUDDEN INFANT DEATH SYNDROME 1979 - 1988, ICD (798)

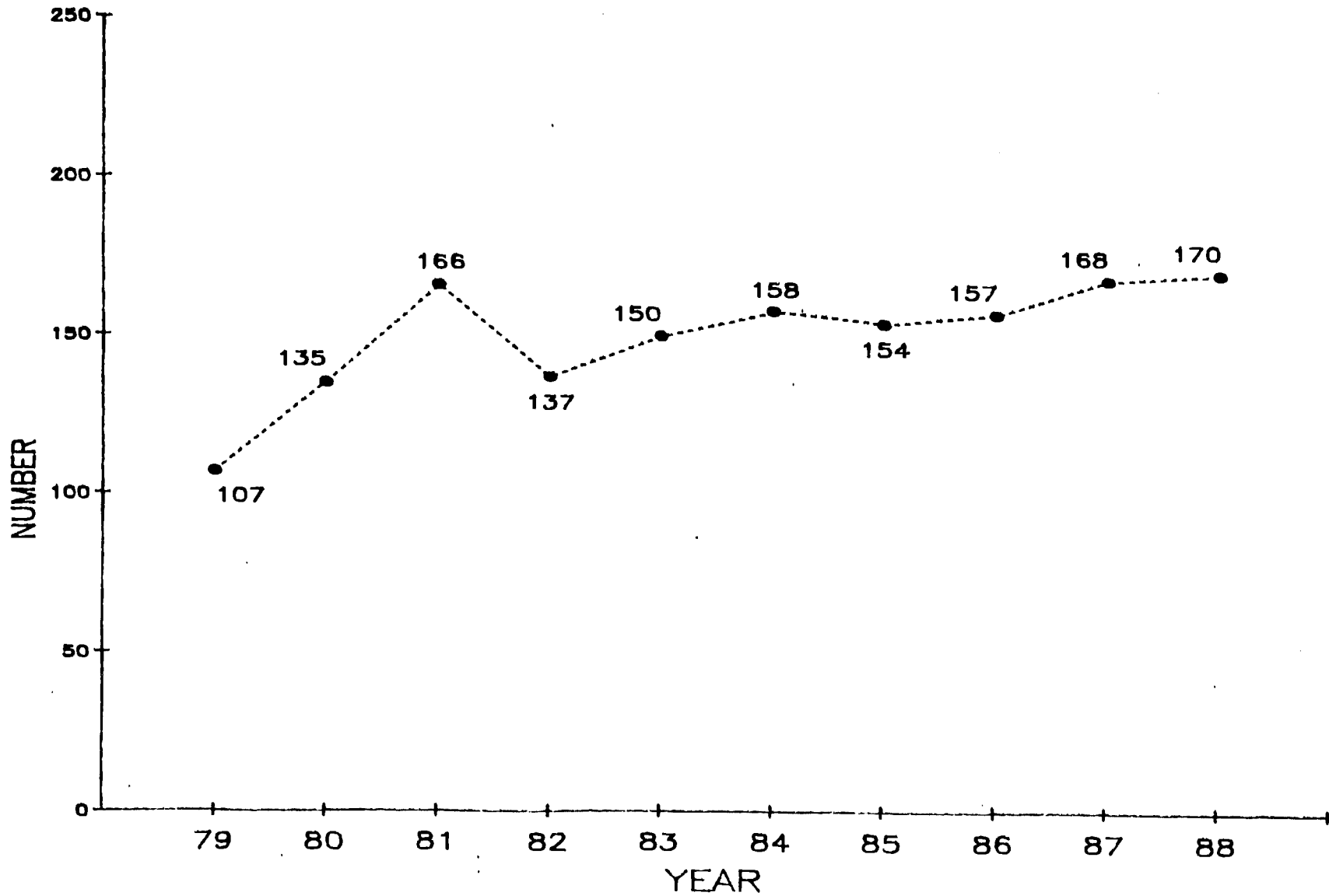


FIGURE 33

INJURY AND POISONING 1984 - 1988 (ICD E800-E825)

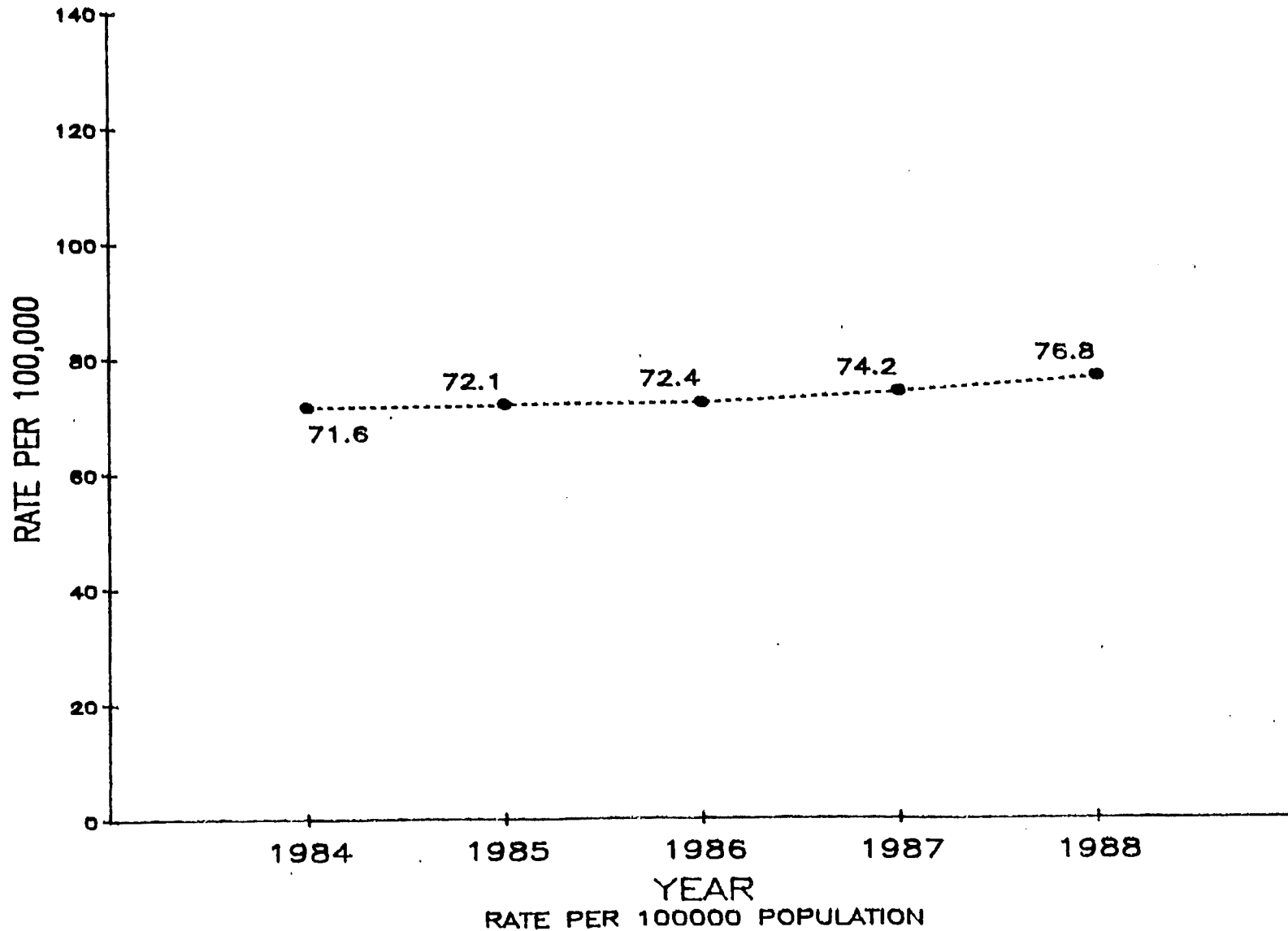


FIGURE 34

MOTOR VEHICLE ACCIDENTS, 1979 - 1988 (ICD E810 - E825)

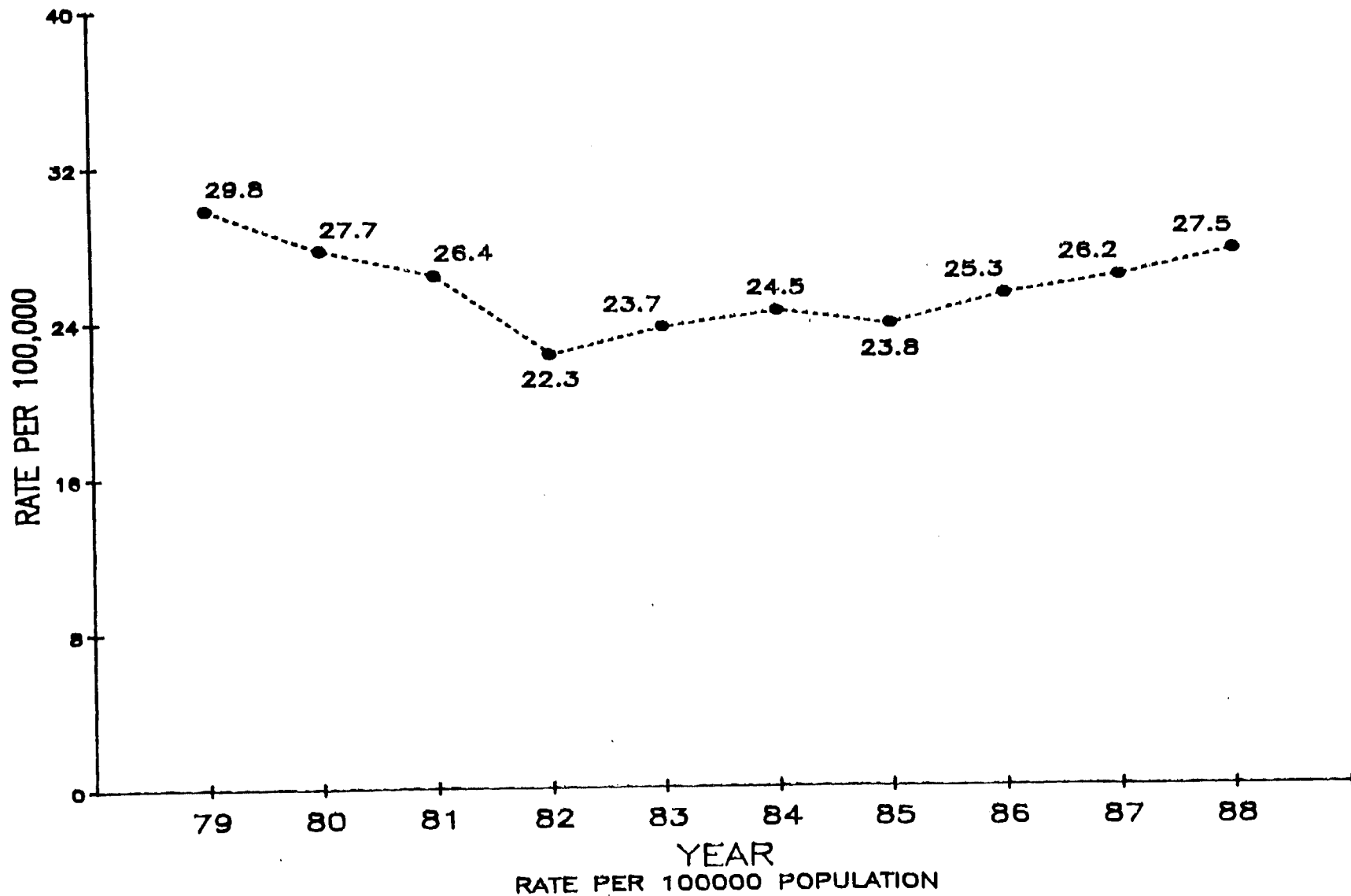


FIGURE 35

ALL OTHER ACCIDENTS, 1979 - 1988 (ICD E800 - E807; E826 - E949)

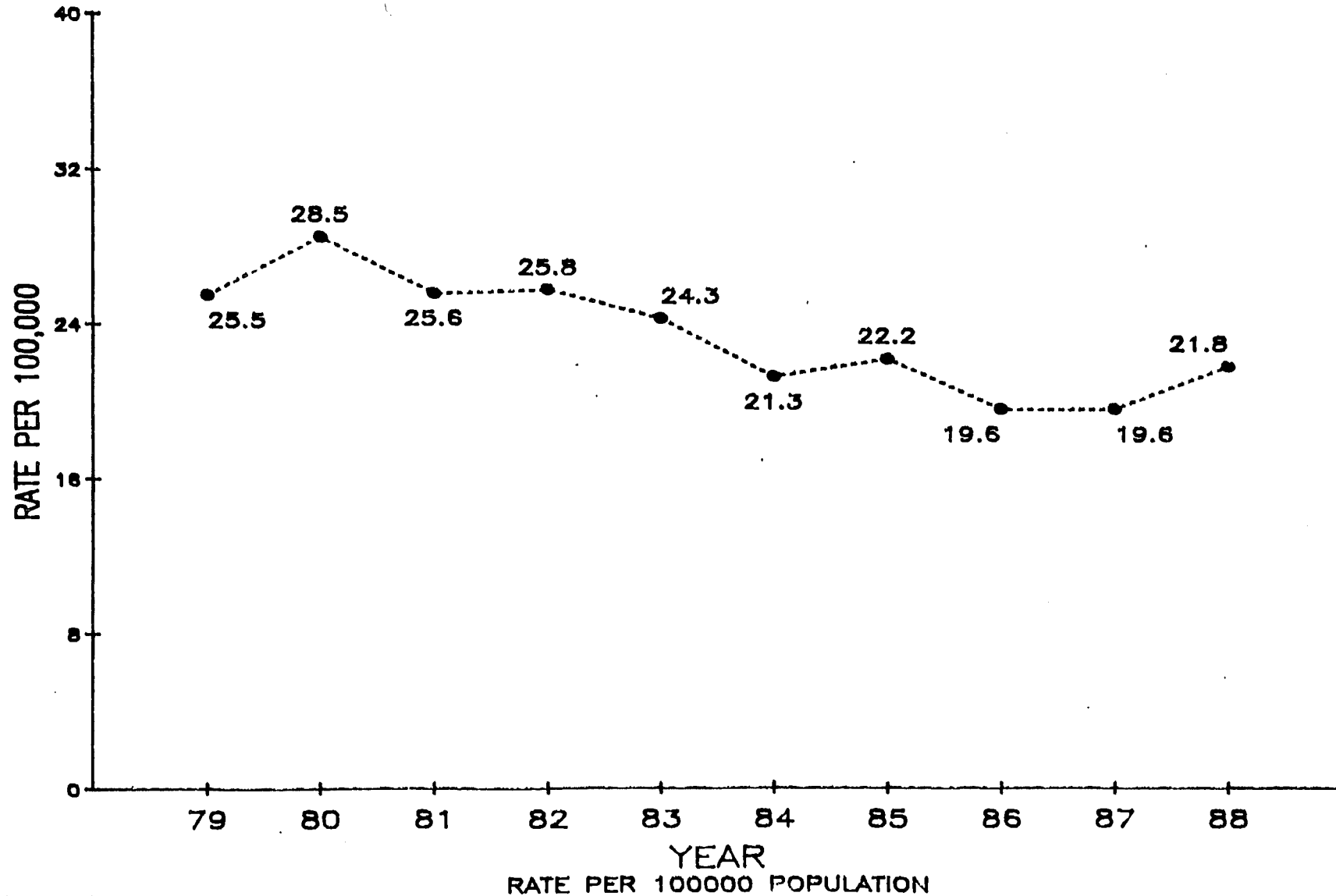


FIGURE 36

HOMICIDE 1984 - 1988, ICD (E960-E969)

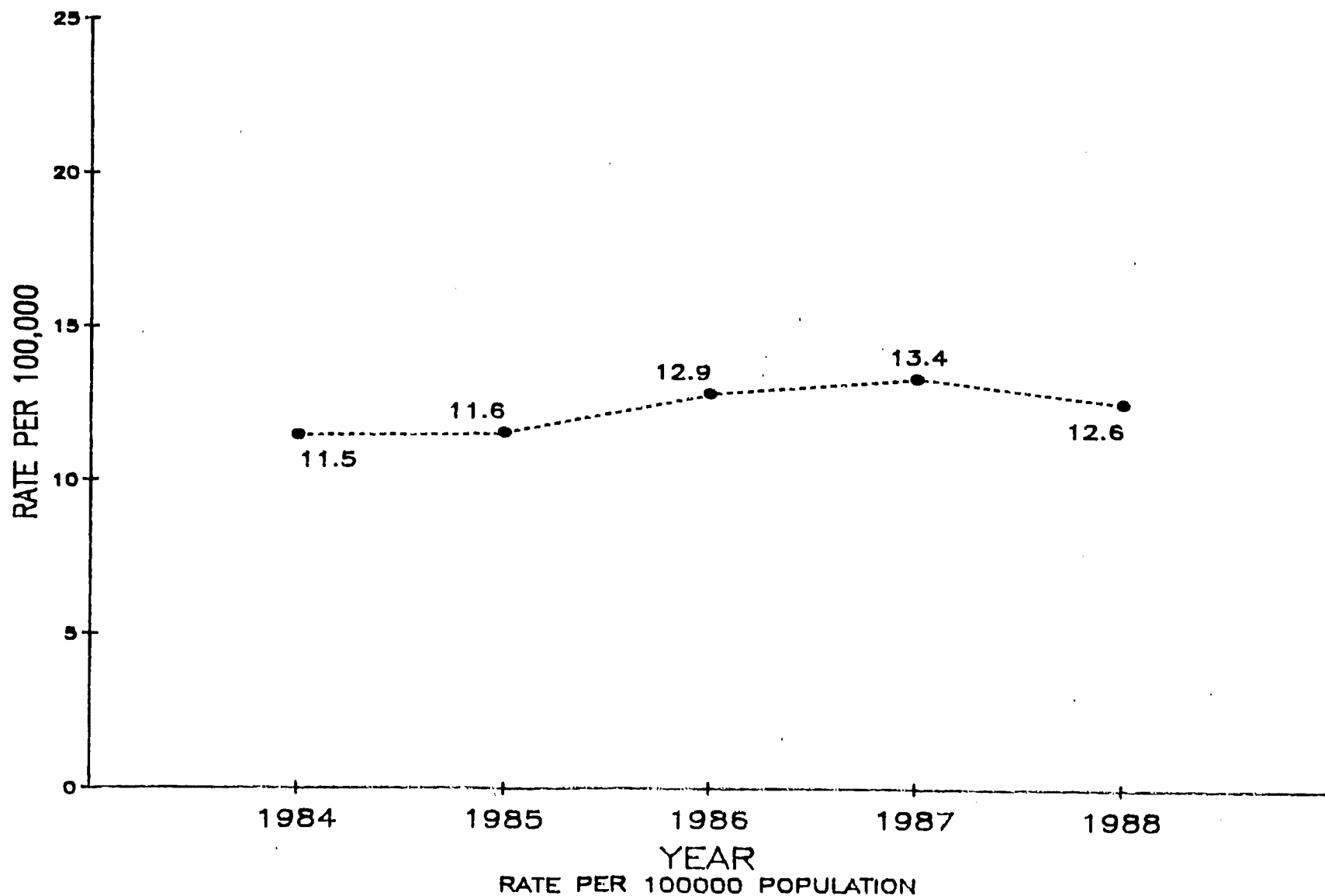


FIGURE 37

SUICIDE

1984 - 1988, ICD (E950-E959)

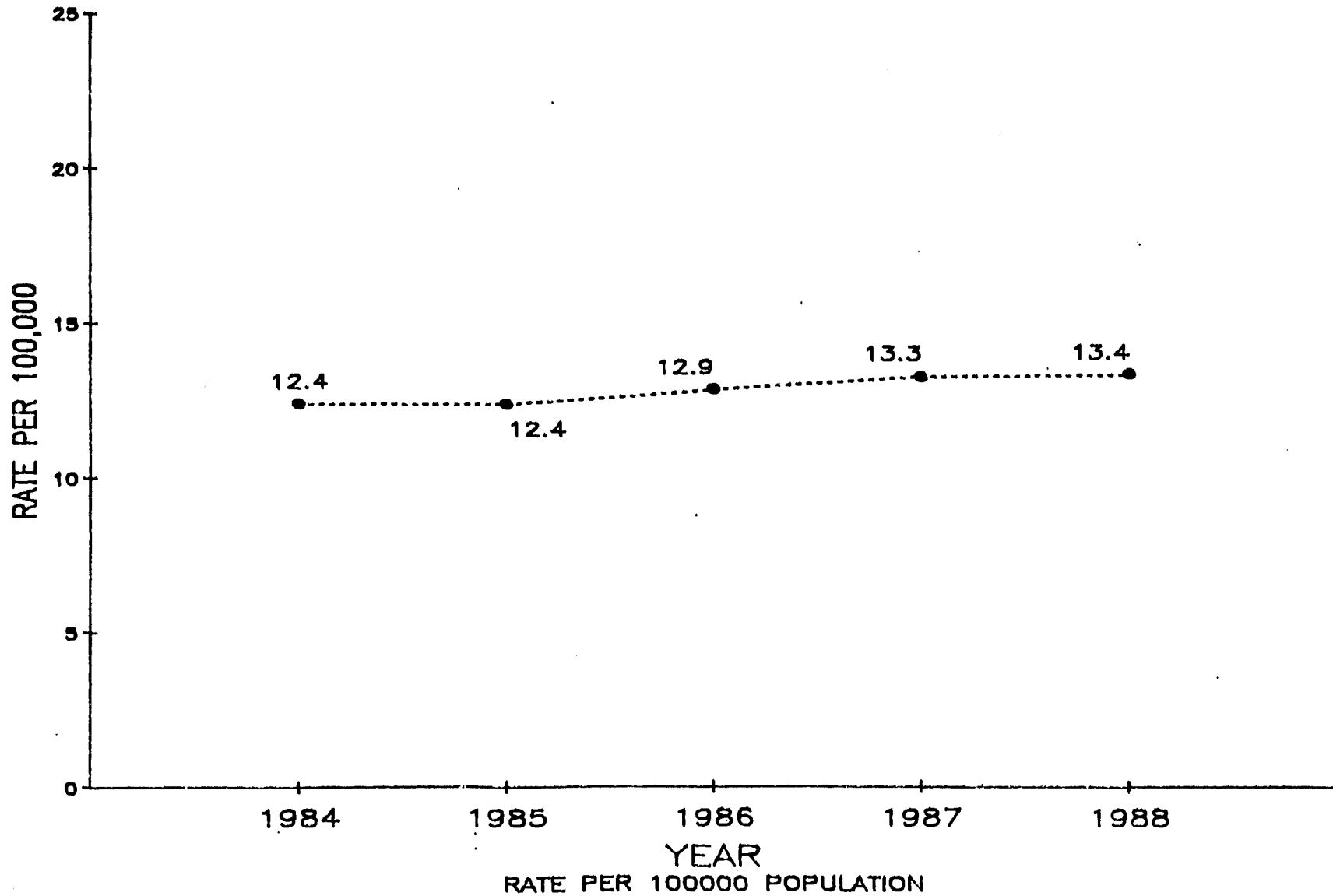


FIGURE 38