

1972

GEORGIA
VITAL STATISTICS REPORT

TABLE . VITAL STATISTICS, BY COUNTY, BY RACE, GEORGIA, 1970

ITEM	GEORGIA						APPLING					
	Number			Rate or Ratio*			Number			Rate or Ratio*		
	Total	White	Non-White	Total	White	Non-White	Total	White	Non-White	Total	White	Non-White
1 Estimated population as of July 1, 1970	4,720,000	3,977,000	1,222,300				13,100	10,400	2,700			
LIVE BIRTHS												
2 Total	87,360	57,400	29,960	18.5	16.4	24.5	315	206	109	24.0	19.8	40.4
3 Delivered in hospital	85,744	57,230	28,500	98.1%	97.7%	95.2%	313	205	108	99.4%	99.5%	99.1%
4 Delivered in home by physician	455	90	365	0.5%	0.2%	1.2%	2	1	1	0.6%	0.5%	0.9%
5 Delivered by midwife	1,119	51	1,068	1.3%	0.1%	3.0%	-	-	-	0%	0%	0%
6 Other deliveries	46	29	19	0.1%	0.1%	0.1%	-	-	-	0%	0%	0%
7 Immature births	7,721	3,845	3,876	88.4	66.9	129.4	34	14	20	107.9	68.0	163.5
8 Live births to unwed mothers	11,652	1,970	9,717	133.8	34.4	324.3	40	8	32	127.0	36.8	293.6
FETAL DEATHS												
9 Total	4,928	2,662	2,266	56.4	46.4	75.6	7	5	2	22.2	24.3	18.3
10 Under 20 weeks gestation	3,450	1,912	1,538	69.0	33.3	51.6	3	3	-	9.5	14.0	0
11 20-27 weeks gestation	516	214	302	5.9	3.7	10.1	-	-	-	0	0	0
12 28 weeks and more	717	399	318	8.2	7.0	10.6	3	1	2	9.5	4.9	18.3
13 Unknown length of gestation	237	137	100	2.7	2.4	3.3	1	1	-	3.2	4.9	0
DEATHS												
14 Total, all ages	42,919	29,775	13,144	909.3	851.3	1075.3	152	125	27	1160.3	1261.9	1000.0
15 Under 1 year	1,733	900	827	19.8	15.8	27.6	11	4	7	34.9	19.4	67.2
16 Under 28 days	1,199	690	503	13.7	12.0	16.8	7	4	3	22.2	19.4	27.5
17 Deaths from immaturity	145	68	77	1.7	1.2	2.6	-	-	-	0	0	0
18 1-4 years **	323	177	146	-	-	-	2	2	-	-	-	-
19 Maternal deaths	19	6	13	2.2	1.0	4.3	-	-	-	0	0	0
CAUSE OF DEATH												
20 Dysentery (004,005,007,009)	75	31	44	1.6	0.9	3.6	-	-	-	0	0	0
21 Tuberculosis, all forms (010-019)	104	52	52	2.2	1.5	4.3	-	-	-	0	0	0
22 Meningococcal infections (036)	11	7	4	0.2	0.2	0.3	-	-	-	0	0	0
23 Acute infectious encephalitis (062-065)	2	7	1	0.2	0.2	0.1	1	1	-	7.6	9.6	0
24 Infectious hepatitis (070)	16	9	7	0.3	0.3	0.6	-	-	-	0	0	0
25 Typhus and other rickettsioses (080-083)	2	2	-	0.0	0.1	0	-	-	-	0	0	0
26 Venereal disease (090-099)	17	6	11	0.4	0.2	0.9	-	-	-	0	0	0
27 All other diseases classified as infective and parasitic (000-003, 005, 008, 020-035, 037-061, 066-069, 071-079, 084-089, 100-136)	210	120	90	4.4	3.4	7.4	-	-	-	0	0	0
28 Malignant neoplasms, including neoplasms of lymphatic and haematopoietic tissues (140-209)	6,330	4,694	1,636	134.1	134.2	133.8	16	13	3	122.1	125.0	111.1
29 Benign neoplasms and neoplasms of unspecified nature (210-239)	102	67	35	2.2	1.9	2.9	-	-	-	0	0	0
30 Diabetes Mellitus (250)	765	445	320	16.2	12.7	20.2	5	4	1	38.2	38.5	37.0
31 Avitaminosis & other nutritional deficiency (260-269)	63	39	24	1.5	1.1	2.0	1	1	-	7.6	9.6	0
32 Anemias (280-285)	83	45	38	1.8	1.3	3.1	1	1	-	7.6	9.6	0
33 Nonmeningococcal meningitis (320)	40	21	19	0.8	0.6	1.6	-	-	-	0	0	0
34 Active rheumatic fever (390-392)	7	4	3	0.1	0.1	0.2	-	-	-	0	0	0
35 Chronic rheumatic heart disease (393-398)	194	155	39	4.1	4.4	3.2	-	-	-	0	0	0
36 Hypertensive disease (400-404)	606	296	310	12.8	8.5	25.4	-	-	-	0	0	0
37 Ischaemic heart disease (410-414)	12,659	9,594	3,105	269.0	274.3	254.0	49	44	5	374.0	423.1	185.2
38 Other forms of heart disease (420-429)	1,315	787	528	27.9	22.5	43.2	6	6	-	45.8	57.7	0
39 Cerebrovascular disease (430-438)	5,910	3,881	2,029	125.2	111.0	166.0	13	10	3	99.2	96.2	111.1
40 General arteriosclerosis (440)	579	421	158	12.3	12.0	12.9	1	1	-	7.6	9.6	0
41 Other diseases of arteries, arterioles, & capillaries (441-448)	477	365	112	10.1	10.4	9.2	2	2	-	15.3	19.2	0
42 Influenza (470-474)	163	105	58	3.5	3.0	4.7	4	2	2	30.5	19.2	74.1
43 Pneumonia (480-486)	1,420	881	547	36.3	25.2	44.8	5	4	1	38.2	38.5	37.0
44 Bronchitis, emphysema and asthma (466, 490-493)	601	531	70	12.7	15.2	5.7	2	2	-	15.3	19.2	0
45 Other diseases of the respiratory system (460-465, 500-519)	463	354	109	9.8	10.1	8.9	2	1	1	15.3	9.6	37.0
46 Peptic ulcer (531-533)	104	131	33	3.5	3.7	2.7	-	-	-	0	0	0
47 Appendicitis (540-543)	32	17	15	0.7	0.5	1.2	-	-	-	0	0	0
48 Intestinal obstruction and hernia (550-553, 560)	124	73	51	2.6	2.1	4.2	-	-	-	0	0	0
49 Gastritis, duodenitis, enteritis & colitis (535, 561, 563)	57	27	10	0.8	0.8	0.8	-	-	-	0	0	0
50 Cirrhosis of liver (571)	592	421	171	12.5	12.0	14.0	2	2	-	15.3	19.2	0
51 Nephritis and nephrosis (580-584)	240	95	145	5.1	2.7	11.9	2	1	1	15.3	9.6	37.0
52 Hyperplasia of prostate (600)	58	25	13	0.8	0.7	1.1	-	-	-	0	0	0
53 Complications of pregnancy, childbirth and the puerperium (630-678)	19	0	13	0.4	0.2	1.1	-	-	-	0	0	0
54 Congenital anomalies (740-759)	362	265	117	8.1	7.6	9.6	1	1	-	7.6	9.6	0
55 Birth injuries, difficult labor and other anoxic and hypoxic conditions (764-768, 772, 776)	518	312	206	11.0	8.9	16.9	3	2	1	22.9	19.2	37.0
56 Other causes of neonatal mortality (760-763, 769-771, 773-775, 777-779)	365	214	181	8.4	6.1	14.8	3	1	2	22.9	9.6	74.1
57 Symptoms and ill-defined conditions (780-796)	714	349	365	15.1	10.0	29.9	-	-	-	0	0	0
58 All other diseases (residual)	2,373	1,570	803	50.3	44.9	65.7	11	10	1	84.0	96.2	37.0
59 Motor vehicle accidents (E810-E823)	1,885	1,391	494	39.9	33.8	40.4	7	5	2	53.4	46.1	74.1
60 All other accidents (E800-E807, E825-E949)	1,512	1,004	508	32.0	26.7	41.6	10	7	3	76.3	67.3	111.1
61 Suicides (E950-E959)	611	554	57	12.9	15.8	4.7	2	1	1	15.3	9.6	37.0
62 Homicides (E960-E969)	553	360	193	20.2	16.5	48.0	3	3	-	22.9	26.8	0
63 Legal intervention (E970-E978)	19	5	14	0.4	0.1	1.1	-	-	-	0	0	0
64 All other external injuries (E980-E999)	45	31	12	0.9	0.9	1.0	-	-	-	0	0	0

TABLE VITAL STATISTICS, BY COUNTY, BY RACE, GEORGIA, 1972

ITEM	CLAY						CLAYTON					
	Number			Rate or Ratio*			Number			Rate or Ratio*		
	Total	White	Non-White	Total	White	Non-White	Total	White	Non-White	Total	White	Non-White
1 Estimated population as of July 1,	3,700	1,700	2,000				109,400	104,800	4,600			
LIVE BIRTHS												
2 Total	50	13	47	10.2	5.3	20.4	2,289	2,181	107	20.9	20.8	23.3
3 Delivered in hospital	55	13	42	91.7%	100.0%	89.4%	2,287	2,181	106	99.6%	100.0%	99.1%
4 Delivered in home by physician	2	-	2	3.5%	0%	4.3%	1	-	1	0.0%	0%	0.9%
5 Delivered by midwife	3	-	3	5.0%	0%	6.4%	1	1	-	0.0%	0.0%	0%
6 Other deliveries	-	-	-	0%	0%	0%	-	-	-	0%	0%	0%
7 Immature births	7	-	7	110.7	0	148.9	117	110	7	51.1	50.4	65.4
8 Live births to unwed mothers	15	-	15	216.7	0	270.6	64	33	31	28.0	15.1	289.7
FETAL DEATHS												
9 Total	-	-	-	0	0	0	207	197	10	90.4	90.3	93.5
10 Under 20 weeks gestation	-	-	-	0	0	0	162	156	6	70.8	71.5	56.1
11 20-27 weeks gestation	-	-	-	0	0	0	12	11	1	5.2	5.0	9.3
12 28 weeks and more	-	-	-	0	0	0	17	15	2	7.4	6.9	18.7
13 Unknown length of gestation	-	-	-	0	0	0	16	15	1	7.0	6.9	9.3
DEATHS												
14 Total, all ages	46	17	29	1243.2	1214.3	1200.9	542	487	55	495.4	464.7	1195.7
15 Under 1 year	3	-	3	50.0	0	63.8	35	29	6	15.3	13.3	50.1
16 Under 28 days	2	-	2	33.3	0	42.0	27	23	4	11.8	10.5	37.4
17 Deaths from immaturity	-	-	-	0	0	0	-	-	-	0	0	0
18 1-4 years **	-	-	-	-	-	-	8	8	-	-	-	-
19 Maternal deaths	-	-	-	0	0	0	-	-	-	0	0	0
CAUSE OF DEATH												
20 Dysentery (004,006,007,009)	-	-	-	0	0	0	-	-	-	0	0	0
21 Tuberculosis, all forms (010-019)	-	-	-	0	0	0	1	1	-	0.9	1.0	0
22 Meningococcal infections (036)	-	-	-	0	0	0	1	1	-	0.9	1.0	0
23 Acute infectious encephalitis (062-065)	-	-	-	0	0	0	-	-	-	0	0	0
24 Infectious Hepatitis (070)	-	-	-	0	0	0	-	-	-	0	0	0
25 Typhus and other rickettsioses (080-083)	-	-	-	0	0	0	-	-	-	0	0	0
26 Venereal disease (090-099)	-	-	-	0	0	0	-	-	-	0	0	0
27 All other diseases classified as Infective and Parasitic (000-003, 005, 008, 020-035, 037-061, 066-069, 071-079, 084-089, 100-136)	1	-	1	27.0	0	43.5	3	3	-	2.7	2.9	0
28 Malignant neoplasms, including neoplasms of lymphatic and hematopoietic tissues (140-209)	4	1	3	108.1	71.4	130.4	72	64	8	65.8	61.1	173.9
29 Benign neoplasms and neoplasms of unspecified nature (210-239)	-	-	-	0	0	0	2	2	-	1.8	1.9	0
30 Diabetes Mellitus (250)	2	-	2	54.1	0	87.0	13	10	3	11.9	9.5	65.2
31 Avitaminoses & other nutritional deficiency (260-269)	-	-	-	0	0	0	-	-	-	0	0	0
32 Anemias (280-285)	-	-	-	0	0	0	2	2	-	1.8	1.9	0
33 Nonmeningococcal meningitis (320)	-	-	-	0	0	0	1	1	-	0.9	1.0	0
34 Active rheumatic fever (390-392)	-	-	-	0	0	0	-	-	-	0	0	0
35 Chronic rheumatic heart disease (393-398)	-	-	-	0	0	0	5	5	-	4.5	4.8	0
36 Hypertensive disease (400-404)	1	1	-	27.0	71.4	0	1	1	-	0.9	1.0	0
37 Ischaemic heart disease (410-414)	12	7	5	324.3	500.0	217.4	147	136	11	134.4	129.8	239.1
38 Other forms of heart disease (420-429)	2	-	2	54.1	0	87.0	9	8	1	8.2	7.6	21.7
39 Cardiovascular disease (430-438)	15	6	9	405.4	428.6	391.3	70	61	9	64.0	58.2	195.7
40 General arteriosclerosis (440)	-	-	-	0	0	0	6	5	1	5.5	4.8	21.7
41 Other diseases of arteries, arterioles, & capillaries (441-448)	-	-	-	0	0	0	10	8	2	9.1	7.6	43.5
42 Influenza (470-474)	1	-	1	27.0	0	43.5	2	1	1	1.8	1.0	21.7
43 Pneumonia (480-486)	2	-	2	54.1	0	87.0	16	15	1	14.6	14.3	21.7
44 Bronchitis, emphysema and asthma (466, 490-493)	1	1	-	27.0	71.4	0	10	10	-	9.1	9.5	0
45 Other diseases of the respiratory system (460-465, 500-519)	-	-	-	0	0	0	6	6	-	5.5	5.7	0
46 Peptic ulcer (531-533)	-	-	-	0	0	0	3	3	-	2.7	2.9	0
47 Appendicitis (540-543)	-	-	-	0	0	0	-	-	-	0	0	0
48 Intestinal obstruction and hernia (550-553, 560)	-	-	-	0	0	0	4	4	-	3.7	3.8	0
49 Gastritis, duodenitis, enteritis & colitis (535, 561, 563)	-	-	-	0	0	0	1	1	-	0.9	1.0	0
50 Cirrhosis of liver (571)	-	-	-	0	0	0	8	7	1	7.3	6.7	21.7
51 Nephritis and nephrosis (580-584)	-	-	-	0	0	0	2	1	1	1.8	1.0	21.7
52 Hyperplasia of prostate (600)	-	-	-	0	0	0	-	-	-	0	0	0
53 Complications of pregnancy, childbirth and the puerperium (630-678)	-	-	-	0	0	0	-	-	-	0	0	0
54 Congenital anomalies (740-759)	-	-	-	0	0	0	10	9	1	9.1	8.6	21.7
55 Birth injuries, difficult labor and other anoxic and hypoxic conditions (764-768, 772, 776)	-	-	-	0	0	0	14	10	4	12.8	9.5	87.0
56 Other causes of neonatal mortality (760-763, 769-771, 773-775, 777-779)	-	-	-	0	0	0	7	7	-	6.4	6.7	0
57 Symptoms and ill-defined conditions (780-796)	1	-	1	27.0	0	43.5	3	2	1	2.7	1.9	21.7
58 All other diseases (residual)	2	-	2	54.1	0	87.0	28	25	3	25.6	23.9	65.2
59 Motor vehicle accidents (E810-E823)	1	1	-	27.0	71.4	0	33	31	2	30.2	29.6	43.5
60 All other accidents (E800-E807, E825-E949)	1	-	1	27.0	0	43.5	26	23	3	23.8	21.9	65.2
61 Suicides (E950-E959)	-	-	-	0	0	0	20	19	1	18.3	18.1	21.7
62 Homicides (E960-E-969)	-	-	-	0	0	0	6	5	1	5.5	4.8	21.7
63 Legal intervention (E970-E978)	-	-	-	0	0	0	-	-	-	0	0	0
64 All other external injuries (E980-E999)	-	-	-	0	0	0	-	-	-	0	0	0

TABLE VITAL STATISTICS, BY COUNTY, BY RACE, GEORGIA, 1972

ITEM	CLINCH						LOGG					
	Number			Rate or Ratio*			Number			Rate or Ratio*		
	Total	White	Non-White	Total	White	Non-White	Total	White	Non-White	Total	White	Non-White
1 Estimated population as of July 1,	6,400	4,500	1,900				200,600	200,200	6,400			
LIVE BIRTHS												
2 Total	157	94	63	24.5	20.9	33.2	3,769	3,547	222	18.1	17.7	26.4
3 Delivered in hospital	157	94	63	100.0%	100.0%	100.0%	3,760	3,540	220	99.8%	99.8%	99.1%
4 Delivered in home by physician	-	-	-	0%	0%	0%	4	2	2	0.1%	0.1%	0.9%
5 Delivered by midwife	-	-	-	0%	0%	0%	2	2	-	0.1%	0.1%	0%
6 Other deliveries	-	-	-	0%	0%	0%	3	3	-	0.1%	0.1%	0%
7 Immature births	22	9	13	140.1	55.7	206.3	271	247	24	71.9	69.0	108.1
8 Live births to unwed mothers	20	2	18	127.4	21.3	285.7	125	76	49	33.2	21.4	220.7
FETAL DEATHS												
9 Total	6	5	1	36.2	53.2	15.9	174	161	13	46.2	45.4	58.6
10 Under 20 weeks gestation	2	2	-	12.7	21.3	0	120	116	4	31.8	32.7	18.0
11 20-27 weeks gestation	-	-	-	0	0	0	9	9	-	2.4	2.5	0
12 28 weeks and more	4	3	1	25.5	31.9	15.9	12	12	-	3.2	3.4	0
13 Unknown length of gestation	-	-	-	0	0	0	33	24	9	8.6	6.8	40.5
DEATHS												
14 Total, all ages	53	42	11	828.1	533.3	578.9	1,264	1,106	98	605.9	582.4	1166.7
15 Under 1 year	7	4	3	44.6	42.6	47.6	57	49	8	15.1	13.8	36.0
16 Under 28 days	4	3	1	25.5	31.9	15.9	41	35	6	10.9	9.9	27.0
17 Deaths from immaturity	2	1	1	12.7	10.6	15.9	4	4	-	1.1	1.1	0
18 1-4 years **	-	-	-	-	-	-	7	7	-	-	-	-
19 Maternal deaths	-	-	-	0	0	0	-	-	-	0	0	0
CAUSE OF DEATH												
20 Dysentery (004,006,007,009)	-	-	-	0	0	0	-	-	-	0	0	0
21 Tuberculosis, all forms (010-019)	-	-	-	0	0	0	2	1	1	1.0	0.5	11.9
22 Meningococcal Infections (036)	-	-	-	0	0	0	1	1	-	0.5	0.5	0
23 Acute infectious encephalitis (062-065)	-	-	-	0	0	0	1	1	-	0.5	0.5	0
24 Infectious Hepatitis (070)	-	-	-	0	0	0	1	1	-	0.5	0.5	0
25 Typhus and other rickettsioses (080-083)	-	-	-	0	0	0	-	-	-	0	0	0
26 Venereal disease (090-099)	-	-	-	0	0	0	-	-	-	0	0	0
27 All other diseases classified as infective and parasitic (000-003, 005, 008, 020-035, 037-061, 063-069, 071-079, 084-089, 100-136)	-	-	-	0	0	0	5	5	-	2.4	2.5	0
28 Malignant neoplasms, including neoplasms of lymphatic and haematopoietic tissues (140-209)	10	9	1	156.3	200.0	52.6	206	195	11	98.8	97.4	131.0
29 Benign neoplasms and neoplasms of unspecified nature (210-239)	-	-	-	0	0	0	5	5	-	2.4	2.5	0
30 Diabetes Mellitus (250)	-	-	-	0	0	0	16	15	1	7.7	7.5	11.9
31 Avitaminoses & other nutritional deficiency (260-269)	-	-	-	0	0	0	2	2	-	1.0	1.0	0
32 Anemias (280-285)	-	-	-	0	0	0	2	2	-	1.0	1.0	0
33 Nonmeningococcal meningitis (320)	-	-	-	0	0	0	-	-	-	0	0	0
34 Active rheumatic fever (390-392)	-	-	-	0	0	0	-	-	-	0	0	0
35 Chronic rheumatic heart disease (393-398)	-	-	-	0	0	0	7	7	-	3.4	3.5	0
36 Hypertensive disease (400-404)	-	-	-	0	0	0	8	7	1	3.8	3.5	11.9
37 Ischaemic heart disease (410-414)	13	12	1	203.1	266.7	52.6	365	339	26	175.0	169.3	309.5
38 Other forms of heart disease (420-429)	2	1	1	31.3	22.2	52.6	16	13	3	7.7	6.5	35.7
39 Cerebrovascular disease (430-438)	9	8	1	140.6	177.8	52.6	168	152	16	80.5	75.9	190.5
40 General arteriosclerosis (440)	1	1	-	15.6	22.2	0	14	13	1	6.7	6.5	11.9
41 Other diseases of arteries, arterioles, & capillaries (441-448)	1	1	-	15.6	22.2	0	16	16	-	7.7	8.0	0
42 Influenza (470-474)	-	-	-	0	0	0	3	3	-	1.4	1.5	0
43 Pneumonia (480-486)	3	-	3	46.9	0	157.9	48	43	5	23.0	21.5	59.5
44 Bronchitis, emphysema and asthma (466, 490-493)	-	-	-	0	0	0	21	20	1	10.1	10.0	11.9
45 Other diseases of the respiratory system (460-465, 500-519)	-	-	-	0	0	0	15	13	2	7.2	6.5	23.8
46 Peptic ulcer (531-533)	-	-	-	0	0	0	8	8	-	3.8	4.0	0
47 Appendicitis (540-543)	-	-	-	0	0	0	-	-	-	0	0	0
48 Intestinal obstruction and hernia (550-553, 560)	-	-	-	0	0	0	3	3	-	1.4	1.5	0
49 Gastritis, duodenitis, enteritis & colitis (535, 561, 563)	-	-	-	0	0	0	2	2	-	1.0	1.0	0
50 Cirrhosis of liver (571)	-	-	-	0	0	0	17	17	-	8.1	8.5	0
51 Nephritis and nephrosis (580-584)	-	-	-	0	0	0	7	6	1	3.4	3.0	11.9
52 Hyperplasia of prostate (600)	-	-	-	0	0	0	1	-	1	0.5	0	11.9
53 Complications of pregnancy, childbirth and the puerperium (630-678)	-	-	-	0	0	0	-	-	-	0	0	0
54 Congenital anomalies (740-759)	1	1	-	15.6	22.2	0	19	18	1	9.1	9.0	11.9
55 Birth injuries, difficult labor and other anoxic and hypoxic conditions (764-768, 772, 776)	-	-	-	0	0	0	15	14	1	7.2	7.0	11.9
56 Other causes of neonatal mortality (760-763, 769-771, 773-775, 777-779)	3	2	1	46.9	44.4	52.6	17	13	4	8.1	6.5	47.6
57 Symptoms and ill-defined conditions (780-796)	1	1	-	15.6	22.2	0	32	28	4	15.3	14.0	47.6
58 All other diseases (residual)	-	-	-	0	0	0	76	69	7	36.4	34.5	83.3
59 Motor vehicle accidents (E810-E823)	5	3	2	78.1	66.7	105.3	68	65	3	32.6	32.5	35.7
60 All other accidents (E800-E807, E825-E849)	4	3	1	62.5	66.7	52.6	30	27	3	14.4	13.5	35.7
61 Suicides (E950-E959)	-	-	-	0	0	0	28	28	-	13.4	14.0	0
62 Homicides (E960-E969)	-	-	-	0	0	0	15	10	5	7.2	5.0	59.5
63 Legal intervention (E970-E978)	-	-	-	0	0	0	1	1	-	0.5	0.5	0
64 All other external injuries (E980-E989)	-	-	-	0	0	0	3	3	-	1.4	1.5	0

TABLE

VITAL STATISTICS, BY COUNTY, BY RACE, GEORGIA, 1970

ITEM	DEKALB						DOUGLASS					
	Number			Rate or Ratio*			Number			Rate or Ratio*		
	Total	White	Non-White	Total	White	Non-White	Total	White	Non-White	Total	White	Non-White
1 Estimated population as of July 1,	440,000	112,000	328,000				10,300	12,300	4,000			
LIVE BIRTHS												
2 Total	7,177	5,331	1,846	16.1	14.1	20.8	260	152	108	16.0	12.4	27.0
3 Delivered in hospital	7,159	5,323	1,836	99.7%	99.8%	99.5%	249	152	97	95.8%	100.0%	89.8%
4 Delivered in home by physician	14	4	10	0.2%	0.1%	0.5%	7	-	7	2.7%	0%	6.5%
5 Delivered by midwife	1	1	-	0.0%	0.0%	0%	4	-	4	1.5%	0%	3.7%
6 Other deliveries	3	3	-	0.0%	0.1%	0%	-	-	-	0%	0%	0%
7 Immature births	500	333	227	70.0	62.5	123.0	22	11	11	84.0	72.4	101.9
8 Live births to unwed mothers	855	354	401	110.3	66.4	260.6	41	2	39	157.7	13.2	361.1
FETAL DEATHS												
9 Total	502	303	219	81.1	68.1	118.6	18	5	13	69.2	32.9	120.4
10 Under 20 weeks gestation -	475	297	178	90.2	55.7	90.4	5	1	4	19.2	0.6	37.0
11 20-27 weeks gestation	40	25	21	8.0	4.7	11.4	5	2	3	19.2	13.2	27.8
12 28 weeks and more	54	37	17	7.5	6.9	9.2	6	1	5	23.1	0.6	46.3
13 Unknown length of gestation	7	4	3	1.0	0.8	1.6	2	1	1	7.7	6.6	9.3
DEATHS												
14 Total, all ages	2,752	2,213	539	617.0	586.7	783.4	181	131	50	1110.4	1065.0	1250.0
15 Under 1 year	105	62	43	14.6	11.0	23.3	11	4	7	42.3	20.3	64.8
16 Under 28 days	86	52	34	12.0	9.8	18.4	8	3	5	30.8	19.7	46.3
17 Deaths from immaturity	9	7	2	1.3	1.3	1.1	1	1	-	3.8	0.6	0
18 1-4 years **	24	14	10				1	1	-			0
19 Maternal deaths	-	-	-	0	0	0	-	-	-	0	0	0
CAUSE OF DEATH												
20 Dysentery (004,006,007,009)	4	3	1	0.9	0.8	1.5	-	-	-	0	0	0
21 Tuberculosis, all forms (010-019)	4	2	2	0.9	0.5	2.9	-	-	-	0	0	0
22 Meningococcal infections (036)	-	-	-	0	0	0	-	-	-	0	0	0
23 Acute infectious encephalitis (062-065)	1	1	-	0.2	0.3	0	-	-	-	0	0	0
24 Infectious hepatitis (070)	1	1	-	0.2	0.3	0	-	-	-	0	0	0
25 Typhus and other rickettsioses (080-083)	-	-	-	0	0	0	-	-	-	0	0	0
26 Venereal disease (090-099)	-	-	-	0	0	0	-	-	-	0	0	0
27 All other diseases classified as infective and parasitic (000-003, 005, 008, 020-035, 037-061, 064-069, 071-079, 084-089, 100-136)	18	11	7	4.0	2.5	10.2	-	-	-	0	0	0
28 Malignant neoplasms, including neoplasms of lymphatic and hematopoietic tissues (140-209)	511	434	77	114.6	115.1	111.9	21	19	2	128.8	154.5	50.0
29 Benign neoplasms and neoplasms of unspecified nature (210-239)	8	7	1	1.8	1.5	1.5	-	-	-	0	0	0
30 Diabetes Mellitus (250)	31	20	11	7.0	5.3	16.0	2	2	-	12.3	16.3	0
31 Avitaminoses & other nutritional deficiency (260-269)	3	2	1	0.7	0.5	1.5	1	1	-	6.1	8.1	0
32 Anemias (280-285)	6	4	2	1.3	1.1	2.9	-	-	-	0	0	0
33 Nonmeningococcal meningitis (320)	2	2	-	0.4	0.5	0	1	-	1	6.1	0	25.0
34 Active rheumatic fever (390-392)	-	-	-	0	0	0	-	-	-	0	0	0
35 Chronic rheumatic heart disease (393-398)	10	15	1	3.6	4.0	1.5	2	2	-	12.3	16.3	0
36 Hypertensive disease (400-404)	19	14	5	4.3	3.7	7.3	3	2	1	18.4	16.3	25.0
37 Ischaemic heart disease (410-414)	814	679	135	182.5	180.0	190.2	41	31	10	251.5	252.0	250.0
38 Other forms of heart disease (420-429)	63	43	20	14.1	11.4	29.1	2	2	-	12.3	10.3	0
39 Cerebrovascular disease (430-438)	311	261	50	69.7	69.2	72.7	29	19	10	177.9	154.5	250.0
40 General arteriosclerosis (440)	34	31	3	7.6	8.2	4.4	1	1	-	6.1	8.1	0
41 Other diseases of arteries, arterioles, & capillaries (441-448)	33	31	2	7.4	8.2	2.9	3	1	2	18.4	8.1	50.0
42 Influenza (470-474)	8	7	1	1.8	1.9	1.5	-	-	-	0	0	0
43 Pneumonia (480-486)	82	62	20	18.4	16.4	29.1	7	6	1	42.9	48.8	25.0
44 Bronchitis, emphysema and asthma (466, 490-493)	35	33	2	7.8	8.7	2.9	4	4	-	24.5	32.5	0
45 Other diseases of the respiratory system (460-465, 500-519)	20	15	5	4.5	4.0	7.3	2	1	1	12.3	8.1	25.0
46 Peptic ulcer (531-533)	10	9	1	2.2	2.4	1.5	-	-	-	0	0	0
47 Appendicitis (540-543)	5	2	3	1.1	0.5	4.4	-	-	-	6.1	0	25.0
48 Intestinal obstruction and hernia (550-553, 560)	7	6	1	1.6	1.6	1.5	2	1	1	12.3	8.1	25.0
49 Gastritis, duodenitis, enteritis & colitis (535, 561, 563)	2	2	-	0.4	0.5	0	-	-	-	0	0	0
50 Cirrhosis of liver (571)	60	48	12	13.5	12.7	17.4	-	-	-	0	0	0
51 Nephritis and nephrosis (580-584)	19	7	12	4.3	1.9	17.4	2	2	-	12.3	16.3	0
52 Hyperplasia of prostate (600)	1	1	-	0.2	0.3	0	-	-	-	0	0	0
53 Complications of pregnancy, childbirth and the puerperium (630-678)	-	-	-	0	0	0	-	-	-	0	0	0
54 Congenital anomalies (740-759)	36	26	10	8.1	6.5	14.5	2	1	1	12.3	8.1	25.0
55 Birth injuries, difficult labor and other anoxic and hypoxic conditions (764-768, 772, 776)	32	17	15	7.2	4.5	21.8	2	2	-	12.3	16.3	0
56 Other causes of neonatal mortality (760-763, 769-771, 773-775, 777-779)	23	14	9	5.2	3.7	13.1	3	1	2	18.4	8.1	50.0
57 Symptoms and ill-defined conditions (780-796)	22	12	10	4.5	3.2	14.5	19	12	7	116.6	97.6	175.0
58 All other diseases (residual)	170	124	46	38.1	32.9	66.9	14	13	1	85.9	105.7	25.0
59 Motor vehicle accidents (E810-E823)	109	97	12	24.4	25.7	17.4	6	3	3	36.8	24.4	75.0
60 All other accidents (E800-E807, E825-E849)	90	73	17	21.5	19.4	33.4	6	2	4	36.8	16.3	100.0
61 Suicides (E950-E959)	67	66	1	15.0	17.5	1.5	2	1	1	12.3	8.1	25.0
62 Homicides (E960-E-969)	65	29	36	14.6	7.7	52.3	2	1	1	12.3	8.1	25.0
63 Legal intervention (E970-E978)	3	1	2	0.7	0.3	2.9	-	-	-	0	0	0
64 All other external injuries (E980-E999)	1	1	-	0.2	0.3	0	1	1	-	6.1	8.1	0

TABLE VITAL STATISTICS, BY COUNTY, BY RACE, GEORGIA, 1976

ITEM	FULTON						GILMER					
	Number			Rate or Ratio			Number			Rate or Ratio		
	Total	White	Non-White	Total	White	Non-White	Total	White	Non-White	Total	White	Non-White
Estimated population as of July 1,	585,200	348,100	237,100				58,500	35,500	23,000			
LIVE BIRTHS												
1 Total	10,419	4,508	5,911	17.8	15.0	24.9	151	151	-	16.2	16.2	...
2 Delivered in hospital	10,363	4,500	5,863	99.7%	99.8%	99.5%	151	151	-	100.0%	100.0%	...
4 Delivered in home by physician	32	5	27	0.3%	0.1%	0.5%	-	-	-	0%	0%	...
5 Delivered by midwife	1	1	-	0.0%	0.0%	0.0%	-	-	-	0%	0%	...
6 Other deliveries	3	2	1	0.0%	0.0%	0.0%	-	-	-	0%	0%	...
7 Immature births	1,104	340	764	10.6	75.4	129.3	8	8	-	53.0	53.0	...
8 Live births to unwed mothers	1,971	204	1,767	189.2	15.3	298.9	3	3	-	19.9	19.9	...
FETAL DEATHS												
9 Total	1,523	483	1,040	146.2	107.1	175.5	2	2	-	13.2	13.2	...
10 Under 20 weeks gestation	1,255	410	879	124.3	92.3	148.7	-	-	-	0	0	...
11 20-27 weeks gestation	131	26	105	12.6	5.8	17.8	1	1	-	6.6	6.6	...
12 28 weeks and more	89	30	53	8.5	8.0	9.0	-	-	-	0	0	...
13 Unknown length of gestation	8	5	3	0.8	1.1	0.5	1	1	-	6.6	6.6	...
DEATHS												
14 Total, all ages	5,941	3,462	2,479	1015.2	994.5	1045.6	106	105	1	1139.8	1129.0	...
15 Under 1 year	220	82	144	21.7	18.2	24.4	1	1	-	6.6	6.6	...
16 Under 28 days	166	57	109	15.9	12.6	18.4	1	1	-	6.6	6.6	...
17 Deaths from immaturity	20	2	18	1.9	0.4	3.0	-	-	-	0	0	...
18 1-4 years **	38	14	24	4.1	1.1	7.1	1	1	-	6.6	6.6	...
19 Maternal deaths	3	-	3	2.9	0	5.1	-	-	-	0	0	...
CAUSE OF DEATH												
20 Dysentery (004,006,007,009)	-	-	-	0	0	0	-	-	-	0	0	...
21 Tuberculosis, all forms (010-019)	20	7	13	3.4	2.0	5.5	-	-	-	0	0	...
22 Meningococcal Infections (036)	-	-	-	0	0	0	-	-	-	0	0	...
23 Acute Infectious encephalitis (062-065)	1	1	-	0.2	0.3	0	-	-	-	0	0	...
24 Infectious Hepatitis (070)	4	2	2	0.7	0.6	0.8	-	-	-	0	0	...
25 Typhus and other rickettsioses (080-083)	-	-	-	0	0	0	-	-	-	0	0	...
26 Venereal disease (090-099)	7	3	4	1.2	0.9	1.7	1	1	-	10.8	10.8	...
27 All other diseases classified as infective and parasitic (000-003, 005, 008, 020-035, 037-061, 066-069, 071-079, 084-089, 100-136)	39	18	21	6.7	5.2	8.9	-	-	-	0	0	...
28 Malignant neoplasms, including neoplasms of lymphatic and haematopoietic tissues (140-209)	695	567	328	152.9	162.9	138.3	21	21	-	225.8	225.8	...
29 Benign neoplasms and neoplasms of un-specified nature (210-239)	16	8	8	2.7	2.3	3.4	-	-	-	0	0	...
30 Diabetes Mellitus (250)	133	56	75	22.7	16.7	31.6	-	-	-	0	0	...
31 Avitaminoses & other nutritional deficiency (260-269)	7	5	2	1.2	1.4	0.8	-	-	-	0	0	...
32 Anemias (280-285)	12	6	6	2.1	1.7	2.5	-	-	-	0	0	...
33 Nonmeningococcal meningitis (320)	5	5	-	0.9	1.4	0	1	1	-	10.8	10.8	...
34 Acute rheumatic fever (390-392)	4	3	1	0.7	0.9	0.4	-	-	-	0	0	...
35 Chronic rheumatic heart disease (393-398)	28	19	9	4.8	5.5	3.8	-	-	-	0	0	...
36 Hypertensive disease (400-404)	71	24	47	12.1	6.9	19.8	-	-	-	0	0	...
37 Ischaemic heart disease (410-414)	1,703	1,096	607	291.0	314.9	256.0	37	36	1	397.8	387.1	...
38 Other forms of heart disease (420-429)	130	68	62	22.2	19.5	26.1	4	4	-	43.0	43.0	...
39 Cerebrovascular disease (430-438)	695	427	268	118.8	122.7	113.0	16	16	-	172.0	172.0	...
40 General arteriosclerosis (440)	43	34	9	7.3	9.8	3.8	2	2	-	21.5	21.5	...
41 Other diseases of arteries, arterioles, & capillaries (441-448)	51	38	13	8.7	10.9	5.5	-	-	-	0	0	...
42 Influenza (470-474)	9	5	4	1.5	1.4	1.7	1	1	-	10.8	10.8	...
43 Pneumonia (480-486)	256	119	137	43.7	34.2	57.8	2	2	-	21.5	21.5	...
44 Bronchitis, emphysema and asthma (466, 490-493)	82	75	7	14.0	21.5	3.0	2	2	-	21.5	21.5	...
45 Other diseases of the respiratory system (460-465, 500-519)	88	53	35	15.0	15.2	14.8	-	-	-	0	0	...
46 Peptic ulcer (531-533)	15	9	6	2.6	2.6	2.5	1	1	-	10.8	10.8	...
47 Appendicitis (540-543)	4	1	3	0.7	0.3	1.3	-	-	-	0	0	...
48 Intestinal obstruction and hernia (550-553, 560)	11	6	5	1.9	1.7	2.1	-	-	-	0	0	...
49 Gastritis, duodenitis, enteritis & colitis (535, 561, 563)	4	3	1	0.7	0.9	0.4	-	-	-	0	0	...
50 Cirrhosis of liver (571)	171	95	76	29.2	27.3	32.1	1	1	-	10.8	10.8	...
51 Nephritis and nephrosis (580-584)	43	12	31	7.3	3.4	13.1	-	-	-	0	0	...
52 Hyperplasia of prostate (600)	3	2	3	0.9	0.6	1.3	-	-	-	0	0	...
53 Complications of pregnancy, childbirth and the puerperium (630-678)	3	-	3	0.5	0	1.3	-	-	-	0	0	...
54 Congenital anomalies (740-759)	50	28	22	8.5	8.0	9.3	-	-	-	0	0	...
55 Birth injuries, difficult labor and other anoxic and hypoxic conditions (764-768, 772, 776)	69	30	39	11.8	8.6	16.4	1	1	-	10.8	10.8	...
56 Other causes of neonatal mortality (760-763, 769-771, 772-775, 777-779)	66	17	49	11.3	4.9	20.7	-	-	-	0	0	...
57 Symptoms and ill-defined conditions (780-796)	79	32	47	13.5	9.2	19.8	-	-	-	0	0	...
58 All other diseases (residual)	355	212	183	67.5	60.9	77.2	9	9	-	96.8	96.8	...
59 Motor vehicle accidents (E810-E823)	173	103	70	29.6	29.6	29.5	5	5	-	53.8	53.8	...
60 All other accidents (E800-E807, E825-E949)	195	133	66	34.0	38.2	27.8	-	-	-	0	0	...
61 Suicides (E950-E959)	86	71	15	14.7	20.4	6.3	1	1	-	10.8	10.8	...
62 Homicides (E960-E969)	252	61	191	43.1	17.5	80.6	1	1	-	10.8	10.8	...
63 Legal intervention (E970-E978)	10	2	8	1.7	0.6	3.4	-	-	-	0	0	...
64 All other external injuries (E980-E999)	7	4	3	1.2	1.1	1.3	-	-	-	0	0	...

TABLE VITAL STATISTICS, BY COUNTY, BY RACE, GEORGIA, 1977

ITEM	GREENE						WINNETT					
	Number			Rate or Ratio*			Number			Rate or Ratio*		
	Total	White	Non-White	Total	White	Non-White	Total	White	Non-White	Total	White	Non-White
1 Estimated population as of July 1,	107,200	57,000	50,200				65,100	31,000	34,100			
LIVE BIRTHS												
2 Total	197	83	114	19.3	16.0	21.9	1,909	1,821	88	22.4	22.5	21.5
3 Delivered in hospital	191	83	108	97.0%	100.0%	54.7%	1,900	1,810	88	99.8%	99.8%	100.0%
4 Delivered in home by physician	4	-	4	2.0%	0%	2.5%	2	2	-	0.1%	0.1%	0%
5 Delivered by midwife	2	-	2	1.0%	0%	1.6%	1	1	-	0.1%	0.1%	0%
6 Other deliveries	-	-	-	0%	0%	0%	-	-	-	0%	0%	0%
7 Immature births	17	2	15	86.3	24.1	131.0	112	101	11	58.7	55.5	125.0
8 Live births to unwed mothers	34	4	30	172.0	48.2	263.2	71	40	31	37.0	22.0	352.3
FETAL DEATHS												
9 Total	6	4	2	30.5	48.2	17.5	71	69	2	37.2	37.9	22.7
10 Under 20 weeks gestation	2	2	-	10.2	24.1	0	42	42	-	22.0	23.1	0
11 20-27 weeks gestation	1	-	1	5.1	0	8.8	8	8	-	4.2	4.4	0
12 28 weeks and more	3	2	1	15.2	24.1	8.8	16	10	6	9.4	8.8	22.7
13 Unknown length of gestation	-	-	-	0	0	0	3	3	-	1.6	1.6	0
DEATHS												
14 Total, all ages	135	72	63	1323.5	1440.0	1211.5	544	491	53	639.2	606.2	1292.7
15 Under 1 year	3	1	2	15.2	12.0	17.5	26	19	7	13.6	10.4	19.5
16 Under 28 days	1	1	-	5.1	12.0	0	17	13	4	8.9	7.1	45.5
17 Deaths from immaturity	1	-	-	0	0	0	2	1	1	1.0	0.5	11.4
18 1-4 years **	1	-	1	-	-	-	5	4	1	-	-	-
19 Maternal deaths	-	-	-	0	0	0	-	-	-	0	0	0
CAUSE OF DEATH												
20 Dysentery (004,005,007,009)	-	-	-	0	0	0	1	-	1	1.2	0	24.4
21 Tuberculosis, all forms (010-019)	-	-	-	0	0	0	-	-	-	0	0	0
22 Meningococcal infections (036)	-	-	-	0	0	0	-	-	-	0	0	0
23 Acute infectious encephalitis (062-065)	-	-	-	0	0	0	-	-	-	0	0	0
24 Infectious hepatitis (070)	-	-	-	0	0	0	-	-	-	0	0	0
25 Typhus and other rickettsioses (080-083)	-	-	-	0	0	0	-	-	-	0	0	0
26 Venereal disease (090-099)	-	-	-	0	0	0	-	-	-	0	0	0
27 All other diseases classified as infective and parasitic (100-003, 005, 008, 020-035, 037-061, 066-069, 071-079, 084-089, 100-136)	1	-	1	9.8	0	19.2	1	-	1	1.2	0	24.4
28 Malignant neoplasms, including neoplasms of lymphatic and haematopoietic tissues (140-209)	22	14	8	215.7	280.0	153.8	95	65	10	111.6	104.9	243.9
29 Benign neoplasms and neoplasms of unspecified nature (210-239)	-	-	-	0	0	0	4	3	1	4.7	3.7	24.4
30 Diabetes Mellitus (250)	2	1	1	19.6	20.0	19.2	7	7	-	8.2	8.6	0
31 Avitaminoses & other nutritional deficiency (260-269)	-	-	-	0	0	0	1	1	-	1.2	1.2	0
32 Anemias (280-285)	-	-	-	0	0	0	-	-	-	0	0	0
33 Nonmeningococcal meningitis (320)	-	-	-	0	0	0	2	2	-	2.4	2.5	0
34 Active rheumatic fever (390-392)	-	-	-	0	0	0	-	-	-	0	0	0
35 Chronic rheumatic heart disease (393-398)	-	-	-	0	0	0	2	2	-	2.4	2.5	0
36 Hypertensive disease (400-404)	2	-	2	19.6	0	38.5	1	1	-	1.2	1.2	0
37 Ischaemic heart disease (410-414)	55	34	21	539.2	680.0	403.8	168	162	6	174.4	200.0	146.3
38 Other forms of heart disease (420-429)	2	2	-	19.6	40.0	0	8	6	2	9.4	7.4	48.8
39 Cerebrovascular disease (430-438)	11	6	5	107.8	120.0	56.2	55	53	2	69.3	65.4	146.3
40 General arteriosclerosis (440)	2	-	2	19.6	0	38.5	4	4	-	4.7	4.9	0
41 Other diseases of arteries, arterioles, & capillaries (441-448)	2	-	2	19.6	0	38.5	6	6	-	7.1	7.4	0
42 Influenza (470-474)	2	1	1	19.6	20.0	19.2	1	1	-	1.2	1.2	0
43 Pneumonia (480-486)	3	1	2	29.4	20.0	38.5	27	24	3	31.7	29.6	73.2
44 Bronchitis, emphysema and asthma (466, 490-493)	3	3	-	29.4	60.0	0	7	6	1	8.2	7.4	24.4
45 Other diseases of the respiratory system (460-465, 500-519)	3	3	-	29.4	60.0	0	2	2	-	2.4	2.5	0
46 Peptic ulcer (531-533)	1	-	1	9.8	0	19.2	-	-	-	0	0	0
47 Appendicitis (540-543)	-	-	-	0	0	0	-	-	-	0	0	0
48 Intestinal obstruction and hernia (550-553, 560)	1	-	1	9.8	0	19.2	-	-	-	0	0	0
49 Gastritis, duodenitis, enteritis & colitis (535, 561, 563)	-	-	-	0	0	0	1	-	1	1.2	0	24.4
50 Cirrhosis of liver (571)	1	-	1	9.8	0	19.2	3	3	-	3.5	3.7	0
51 Nephritis and nephrosis (580-584)	-	-	-	0	0	0	3	3	-	3.5	3.7	0
52 Hyperplasia of prostate (600)	-	-	-	0	0	0	-	-	-	0	0	0
53 Complications of pregnancy, childbirth and the puerperium (630-678)	-	-	-	0	0	0	-	-	-	0	0	0
54 Congenital anomalies (740-759)	2	1	1	19.6	20.0	19.2	4	3	1	4.7	3.7	24.4
55 Birth injuries, difficult labor and other anoxic and hypoxic conditions (764-768, 772, 776)	1	1	-	9.8	20.0	0	7	5	2	8.2	6.2	48.8
56 Other causes of neonatal mortality (760-763, 769-771, 773-775, 777-779)	-	-	-	0	0	0	6	4	2	7.1	4.9	48.8
57 Symptoms and ill-defined conditions (780-796)	1	-	1	9.8	0	19.2	10	8	2	11.8	9.9	48.8
58 All other diseases (residual)	5	1	4	49.0	20.0	76.9	30	27	3	35.3	33.3	73.2
59 Motor vehicle accidents (E810-E823)	9	4	5	88.2	80.0	96.2	32	29	3	37.6	35.8	73.2
60 All other accidents (E800-E807, E825-E949)	2	-	2	19.6	0	38.5	31	28	3	36.4	34.6	73.2
61 Suicides (E950-E959)	1	-	1	9.8	0	19.2	8	8	-	9.4	9.9	0
62 Homicides (E960-E969)	1	-	1	9.8	0	19.2	13	8	5	15.3	9.9	122.0
63 Legal intervention (E970-E978)	-	-	-	0	0	0	-	-	-	0	0	0
64 All other external injuries (E980-E999)	-	-	-	0	0	0	-	-	-	0	0	0

VITAL STATISTICS
TABLE OF CONTENTS

	PAGE
INTRODUCTION	
PREFACE	
Some Factors Influencing Vital Statistics	
Definition of Terms Used	
Symbols Used	
BIRTHS	
DEATHS	
Fetal Deaths	
Infant and Maternal Deaths	
Heart Disease	
Cancer	
Drug-Related Deaths	
MARRIAGE AND DIVORCE	
APPENDICES	

FIGURES

Figure	PAGE
1. Live birth and rates per 1,000 population, by race, Georgia, 1962, 1967 and 1972	
2. Total resident births and rates per 1,000 population, Georgia, 1962, 1967, and 1972	
3. Birth rates by race, Georgia and the United States, 1962, 1967 and 1972	
4. Fertility rates by race, Georgia, 1960, 1964, 1968 - 1972	
5. Illegitimate birth rates by race, Georgia, 1962 - 1972	

6. Ten leading causes of death, by rank, Georgia, 1972
7. Comparative rates of four major causes of death, Georgia, 1962, 1967 and 1972
8. Leading causes of death by percent in specified age groups, Georgia, 1972
9. Rate of fetal deaths, by race, Georgia, 1962 - 1972
10. Rate of fetal deaths of less than 20 weeks gestation, by race, Georgia, 1962 - 1972
11. Infant death rate, Georgia, 1962 - 1972
12. Maternal death ratio, Georgia, 1962 - 1972
13. Rate of deaths from heart diseases, Georgia and the United States, 1962 and 1972
14. Rate of deaths from cancer, Georgia, 1962 - 1972
15. Rate of deaths from cancer by site, Georgia, 1965 - 1972
16. Rate of drug-related deaths by race, sex, drug group, Georgia, 1972
17. Divorces by duration of marriage, Georgia, 1962, 1967, 1972

TABLES

Table

PAGE

1. Live births and rates per 1,000 population, by sex, by race, Georgia, 1962, 1967 and 1972
2. Live births and rates per 1,000 females by race and age of mother, Georgia, 1962, 1967 and 1972
3. Live births to unwed mothers, number and rate per 1,000 live births, by race and age of mother, Georgia, 1972

4. Ten leading causes of death by rank, Georgia, 1972
5. Rates for ten leading causes of death, by race, Georgia, 1972
6. Fetal deaths by length of gestation, by place of occurrence, by race, Georgia, 1972
7. Infant deaths, number and rate per 1,000 live births, by race, sex and age
8. Maternal deaths, number and ratio per 10,000 live births, by race, Georgia, 1972
9. Number and rate of deaths due to heart disease, Georgia, 1962 and 1972
10. Deaths from cancer, number and rate, by size, race and sex, Georgia, 1972
11. Cancer deaths by age and specified sites, Georgia, 1972
12. Number and rate per 100,000 population of drug-related deaths by race and sex, by drug group, Georgia, 1972
13. Marriages and divorces, number and rate, Georgia, 1962, 1967, 1972
14. Divorces and annulments by grounds for which divorce was granted, Georgia, 1972
15. Marriages, by race and age of bride, by age of groom, Georgia, 1972

INTRODUCTION

Vital Statistics are of prime importance to government at all levels. They form the cornerstone on which public health programs are constructed and efficiently administered. Additionally, they provide a basis for comparing events so that change and its direction through time may be ascertained.

To fulfill these functions, this report has been prepared annually since 1947. This year marks the second basic revision in the report's format. The report has been designed to provide basic data of interest to the citizenry of Georgia. The narrative focuses on changes in Georgia's vital events during the last decade, comparison to National data, and subjects of special interest.

This report is not designed to provide an exhaustive listing of vital events. When more detailed information is required, it may be obtained from this office. Address correspondence to:

Georgia Department of Human Resources
Program and Management Analysis Unit
47 Trinity Avenue, S.W.
Atlanta, Georgia 30334

PREFACE

SOME FACTORS INFLUENCING VITAL STATISTICS

SOURCES OF DATA

The data contained in this report are obtained primarily from certificates of births, deaths, fetal deaths, reports of divorces and annulments and the marriage registry.

ACCURATENESS AND COMPLETENESS OF REPORTING ITEMS ON CERTIFICATES

The accuracy and completeness of the reporting of events determine to a great extent the quality of statistics regarding such events. Unanswered items on certificates result in "unknown" quantities which cannot be interpreted in the analysis of the data, and erroneously answered items create a bias in the data which will affect any conclusions made.

MILITARY EVENTS

Vital events occurring on military reservations are included in state totals, but excluded from county totals. The counties most affected by this procedure are Chatahoochee, Liberty, Muscogee and Richmond.

RATE CALCULATION

Marriage, divorce, live birth and death rates are per 1,000 population. Illegitimate births, fetal, infant, neonatal and postneonatal deaths are per 1,000 live births. Maternal death ratios are per 10,000 live births. Deaths by age and cause are per 100,000 population.

DEFINITION OF TERMS USED

FERTILITY RATES: Fertility rate (per 1000) is the ratio of all live births in a given year to the number of females aged 15-44 years, times 1,000.

FETAL DEATHS: A fetal death is defined as a product of conception of any length gestation that shows no sign of life after complete birth, including abortion.

INFANT DEATHS: An infant is any death occurring during the first year of postnatal life.

LIVE BIRTHS: A live-born infant is one who shows any evidence of life (breathing, heartbeat, or movement of voluntary muscles) after completing birth.

MATERNAL DEATHS: The term maternal death describes a death resulting from complications of pregnancy, childbirth or the puerperium.

NEONATAL DEATHS: A death occurring during the first 27 days of life is classified as a neonatal death.

POSTNEONATAL DEATHS: A death occurring between 28 days and one year of life is classified as a postneonatal death.

SYMBOLS USED IN THIS REPORT

- Quantity is zero in frequency table
- Data not available
- ... Rate or percent not applicable
- 0.0 Rate or percent more than zero but less than 0.05
- 0 Quantity is zero in rate table

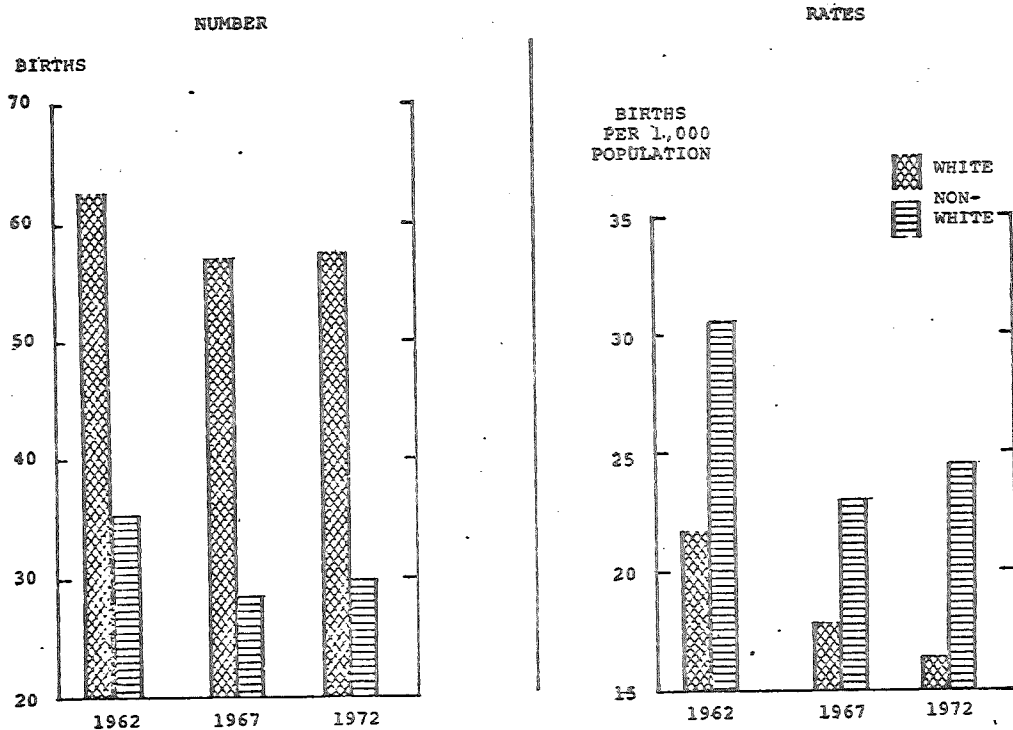
BIRTHS

The preceding decade has been one of change. Nowhere is this more evident than in the decline of births and birth rates. In 1962, there were 99,047 recorded births; ten years later the number of births had decreased to 87,366 - an 11.8 percent decline. The birth rate per 1,000 population in 1962 was 24.2; by 1972 it had declined to 18.5. This represents a 23.6 percent decrease in the birth rate or a net decrease in births per 1,000 population of 5.7.

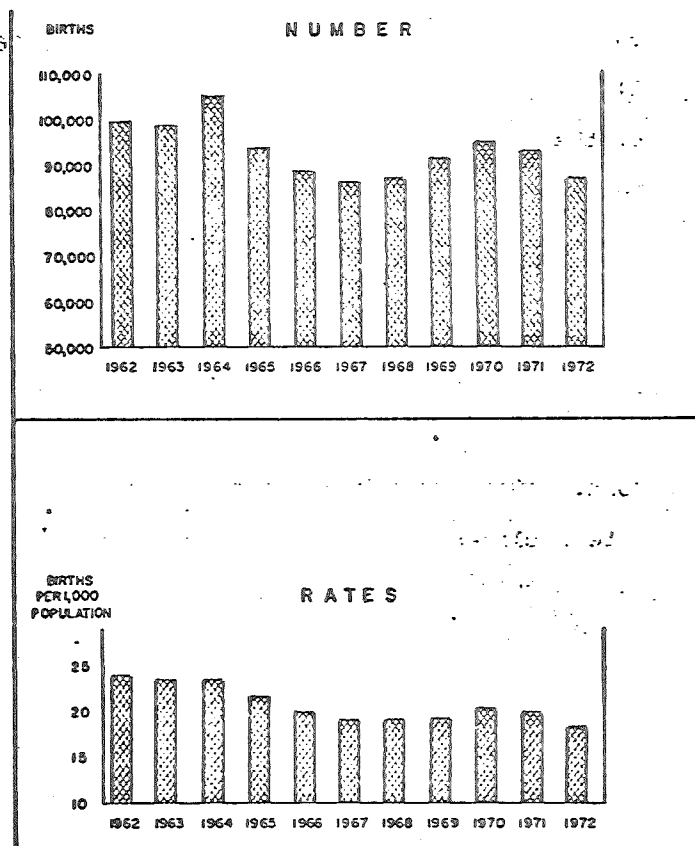
LIVE BIRTHS AND RATES PER 1,000 POPULATION, BY SEX, BY RACE,
GEORGIA, 1962, 1967, AND 1972

YEAR		NUMBER			RATE		
		Total	White	NonWhite	Total	White	NonWhite
1972	Total	87,366	57,406	29,960	18.5	16.4	24.5
	Male	44,782	29,578	15,104	19.5	17.2	26.3
	Female	42,784	27,828	14,856	17.6	15.6	23.0
1967	Total	86,469	57,031	29,438	19.2	17.7	23.0
	Male	44,410	29,405	15,005	20.7	18.4	24.7
	Female	42,059	27,626	14,433	25.8	16.9	21.4
1962	Total	99,047	63,778	35,269	24.2	21.7	30.6
	Male	50,600	32,711	17,889	25.3	22.5	32.7
	Female	48,447	31,067	17,380	23.1	20.8	28.7

LIVE BIRTHS AND RATES PER 1,000 POPULATION, BY RACE, GEORGIA
1962, 1967, 1972



TOTAL RESIDENT BIRTHS AND RATES PER 1,000 POPULATION, GEORGIA,
1962 - 1972

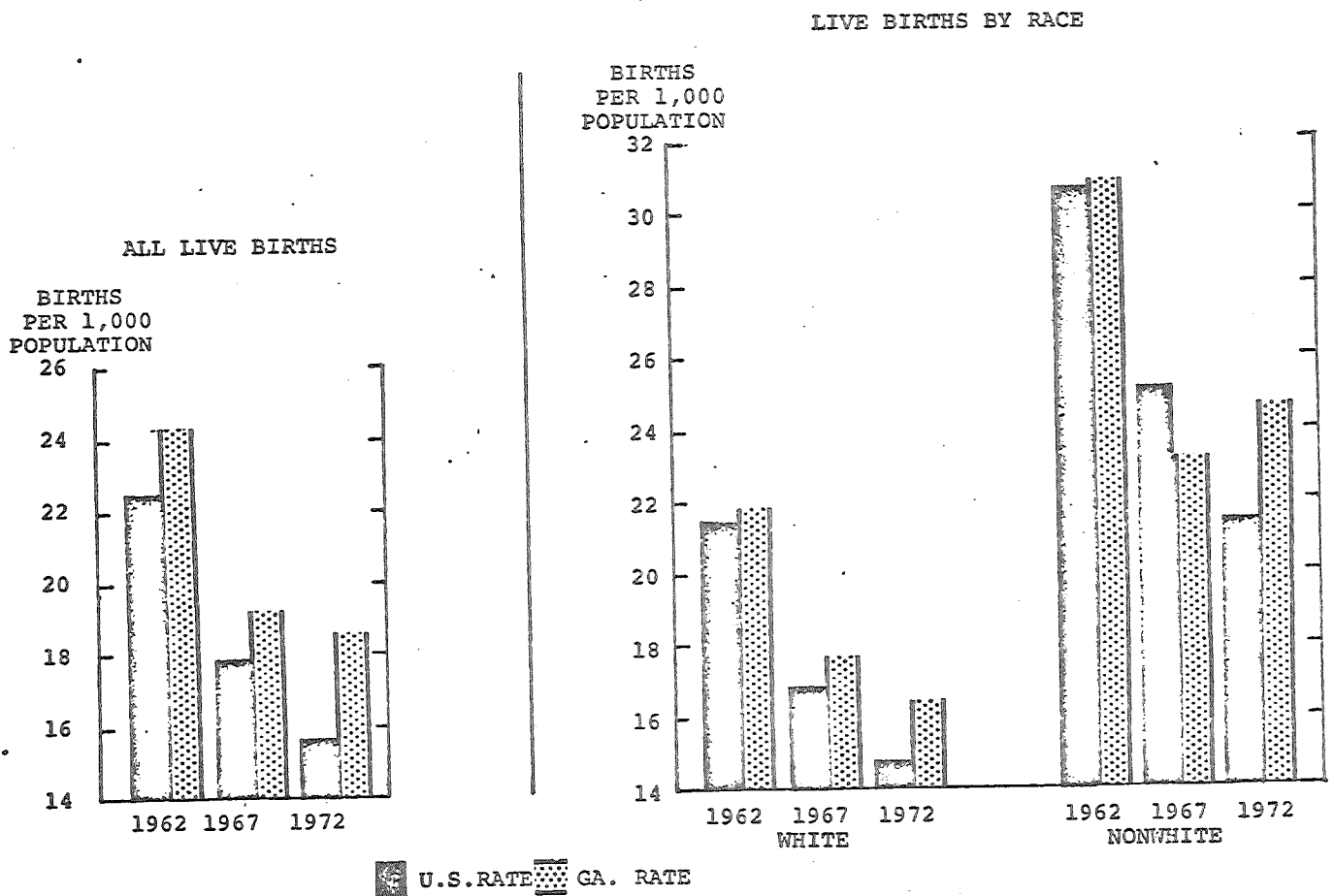


As dramatic as is the decline in Georgia's birth rate, the national birth rate has decreased even more. During the period 1962 to 1972, the national rate declined 30.4 percent from 22.4 to 15.6 births per 1,000 population.

Georgia's birth rates, as all vital events, are affected by demographic characteristics. There are, for example, significant differences in the birth rates of the white and nonwhite populations. Although the number of nonwhite births in 1972 was half of the white total, the nonwhite's birth rate was significantly higher, 25.2 compared to 16.5

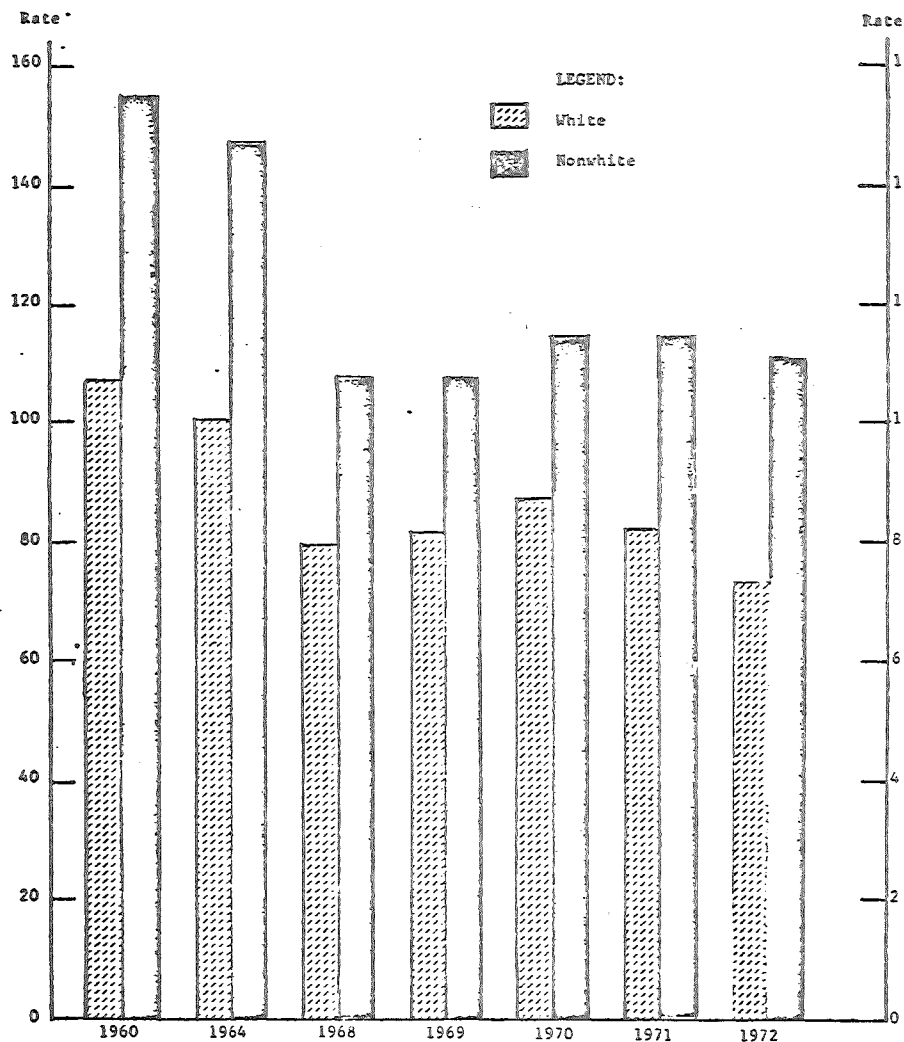
It should be noted that the racial differences of Georgia's birth rate vary from the national pattern. National statistics indicate that both white and nonwhite birth rates are declining at the same rate, while the white birth rate in Georgia is decreasing at a more accelerated pace than the nonwhite's.

BIRTH RATES BY RACE, GEORGIA AND THE UNITED STATES; 1962, 1967, 1972



Nationally, the birth rate for both whites and nonwhites declined 31 percent. In Georgia, the white birth rate dropped 24.4 percent, while the nonwhite decreased 19.9 percent. The data indicates that while Georgia's nonwhite birth rate approximated the national rate in 1962, it now is greater than the national average. In fact, the nonwhite birth rate has been increasing in Georgia during the last few years.

Figure:
FERTILITY RATES BY RACE, GEORGIA, 1960, 1964, 1968 - 1972



Rates are live births per 1,000 females ages 15-44 years.

Variations in the birth rate are also associated with the race and age of the mothers. The nonwhite birth rate is significantly higher at both extremes of the childbearing age continuum than the white rate. Only in the 25-29 age group is the nonwhite birth rate lower than the white birth rate.

Two age groupings indicated a higher birth rate in 1972 than in 1962. These were the youngest age groups, the 10-14 and 15-17 years of age respectively. In the 10-14 age group, both white and nonwhite manifested higher rates; while in 15-17 group the white rate remained the same and the nonwhite increased.

LIVE BIRTHS AND RATES PER 1,000 FEMALES BY RACE AND AGE OF MOTHER, GEORGIA, 1962, 1967 AND 1972

Year	Race	AGE OF MOTHER																		
		Total	Number										Rate Per 1,000 Females							
			10-14	15-17	18-19	20-24	25-29	30-34	35-39	40-49	Unknown	Total*	10-14	15-17	18-19	20-24	25-29	30-34	35-39	40-49
1972	Total	87,366	648	9,472	12,414	31,537	21,014	8,350	3,120	768	33	36.6	2.8	69.2	146.2	145.9	117.2	54.5	22.5	2.9
	White	57,406	159	4,486	7,117	21,273	16,031	5,931	1,966	422	21	30.3	1.0	47.8	121.0	132.5	117.4	50.8	18.5	2.1
	Nonwhite	29,960	489	4,986	5,297	10,264	4,983	2,419	1,154	346	22	74.6	6.7	116.0	203.0	184.9	116.7	66.5	35.2	5.7
1967	Total	86,469	429	7,475	12,518	32,356	18,728	9,059	4,440	1,436	28	68.2	1.8	77.9	203.9	217.6	114.8	66.3	30.1	5.1
	White	57,031	83	3,477	7,712	22,816	13,542	5,966	2,670	755	10	63.3	0.5	57.8	194.7	218.5	111.9	59.5	24.3	3.6
	Nonwhite	29,438	346	3,998	4,806	9,540	5,186	3,093	1,770	681	18	80.5	4.6	111.7	220.5	215.3	122.9	85.2	46.6	9.5
1962	Total	59,041	416	7,152	12,928	34,725	22,235	12,799	6,731	2,015	40	83.2	2.0	66.6	206.8	246.3	165.4	92.6	47.6	7.9
	White	63,778	88	3,521	8,305	23,832	14,926	7,970	3,988	1,132	16	74.6	0.6	47.8	189.6	233.9	150.6	77.4	37.6	6.1
	Nonwhite	35,263	328	3,631	4,623	10,893	7,309	4,820	2,743	883	24	106.1	4.8	107.7	247.2	278.6	207.1	137.2	77.9	13.1

* Rate Based on Female Population Aged 10-49.

The rate of live births to unwed mothers, except for minor variations, has continued to climb during the last decade. Even with better contraceptives and more liberal abortion laws, the rate has nearly doubled for whites during the ten year period and increased 33.6 percent for nonwhites.

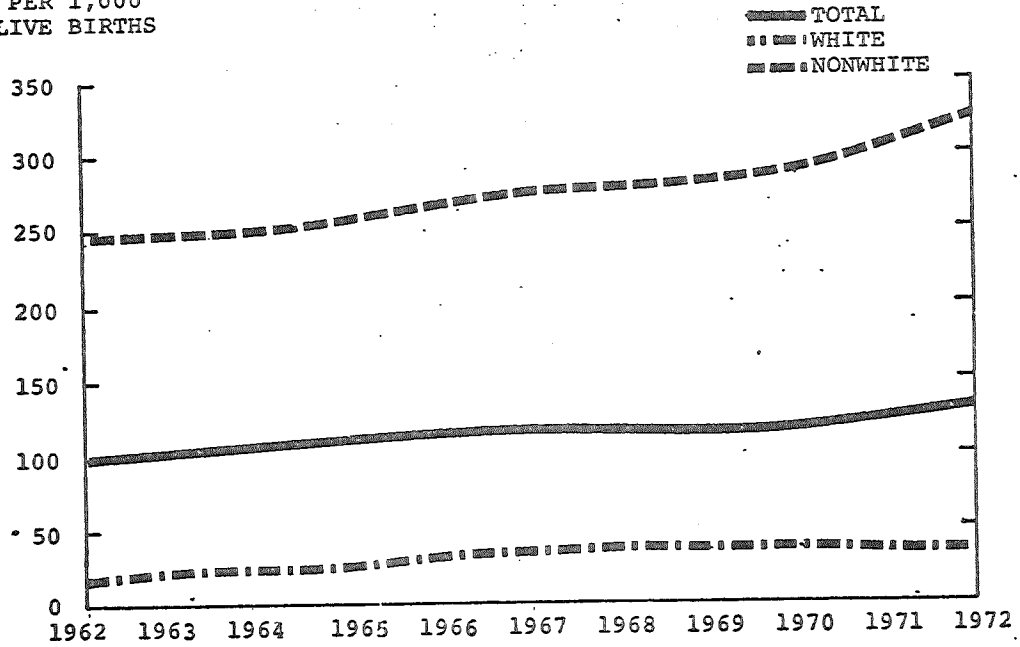
LIVE BIRTHS TO UNWED MOTHERS, NUMBER AND RATE PER 1,000 LIVE BIRTHS,
BY RACE AND AGE OF MOTHER, GEORGIA, 1972

	NUMBER									
	Total	14 & Under	15-17	18-19	20-24	25-29	30-34	35-39	40 & Over	Unknown
Total	11,693	434	3,371	2,684	3,321	1,022	491	267	89	14
White	1,976	50	573	510	571	159	59	43	8	3
Nonwhite	9,717	384	2,798	2,174	2,750	863	432	224	81	11

	RATE									
	Total	14 & Under	15-17	18-19	20-24	25-29	30-34	35-39	40 & Over	Unknown
Total	133.8	669.8	355.9	216.2	105.3	48.6	58.8	85.6	115.9	
White	34.4	314.5	127.7	71.7	26.8	9.9	9.9	21.9	19.0	
Nonwhite	324.3	785.3	561.2	410.4	267.9	173.2	178.6	194.1	234.1	

ILLEGITIMATE BIRTH RATES BY RACE, GEORGIA, 1962 - 1972

ILLEGITIMATE
BIRTHS
PER 1,000
LIVE BIRTHS

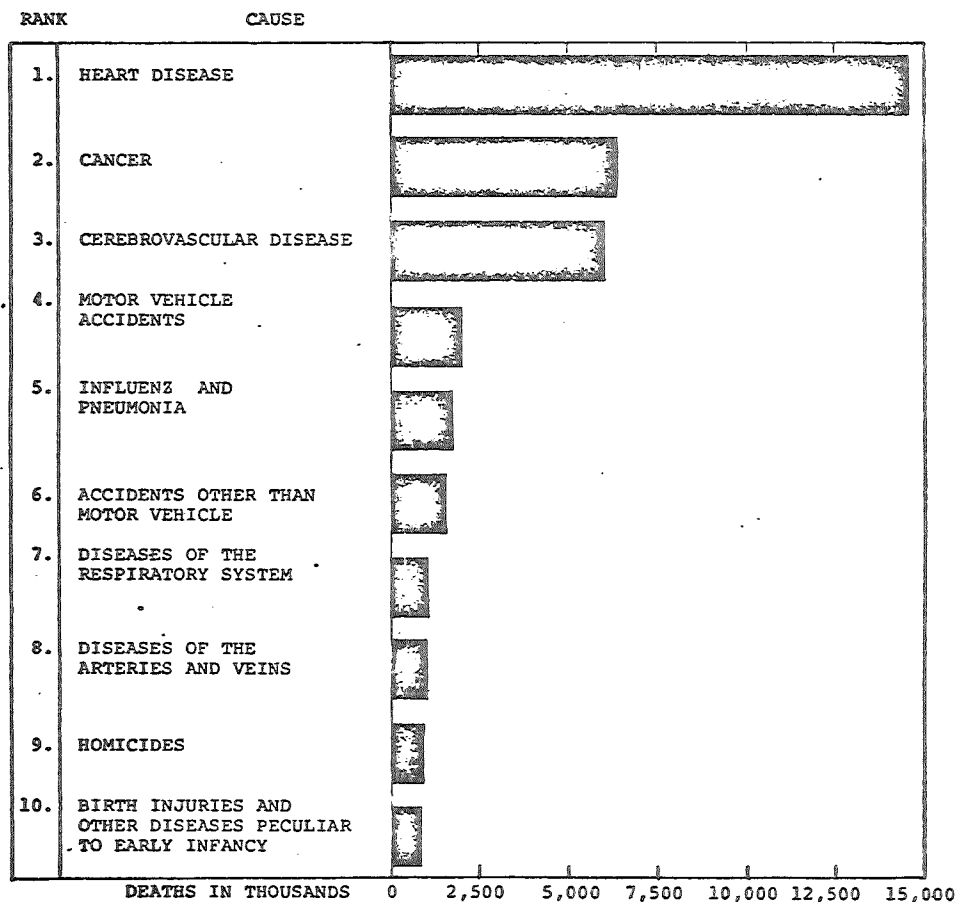


LEADING CAUSES OF DEATH 1962-1972

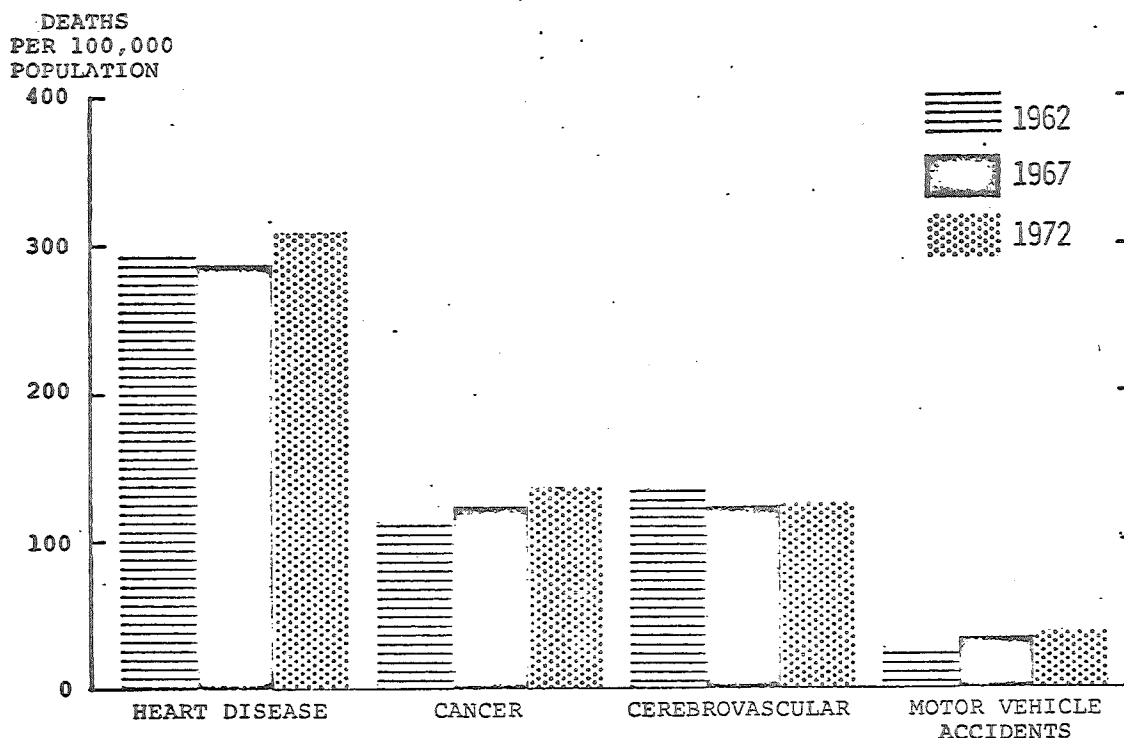
Six of the ten leading causes of death in Georgia exhibited rate increases over the past decade. Homicide and motor vehicle deaths exhibited the largest rate increases, 77.6 and 45 percent respectively. Of health-related deaths, respiratory diseases and cancer exhibited the greatest increases - 38.9 and 19 percent.

Deaths due to influenza and pneumonia, early infancy diseases, cerebrovascular problems and non-motor vehicle accidents displayed rate decreases. Of these, influenza and pneumonia exhibited the greatest rate decrease - 10.6 percent.

TEN LEADING CAUSES OF DEATH, BY RANK, GEORGIA, 1972



COMPARATIVE RATES OF FOUR MAJOR CAUSES OF DEATH,
 GEORGIA, 1962, 1967, 1972

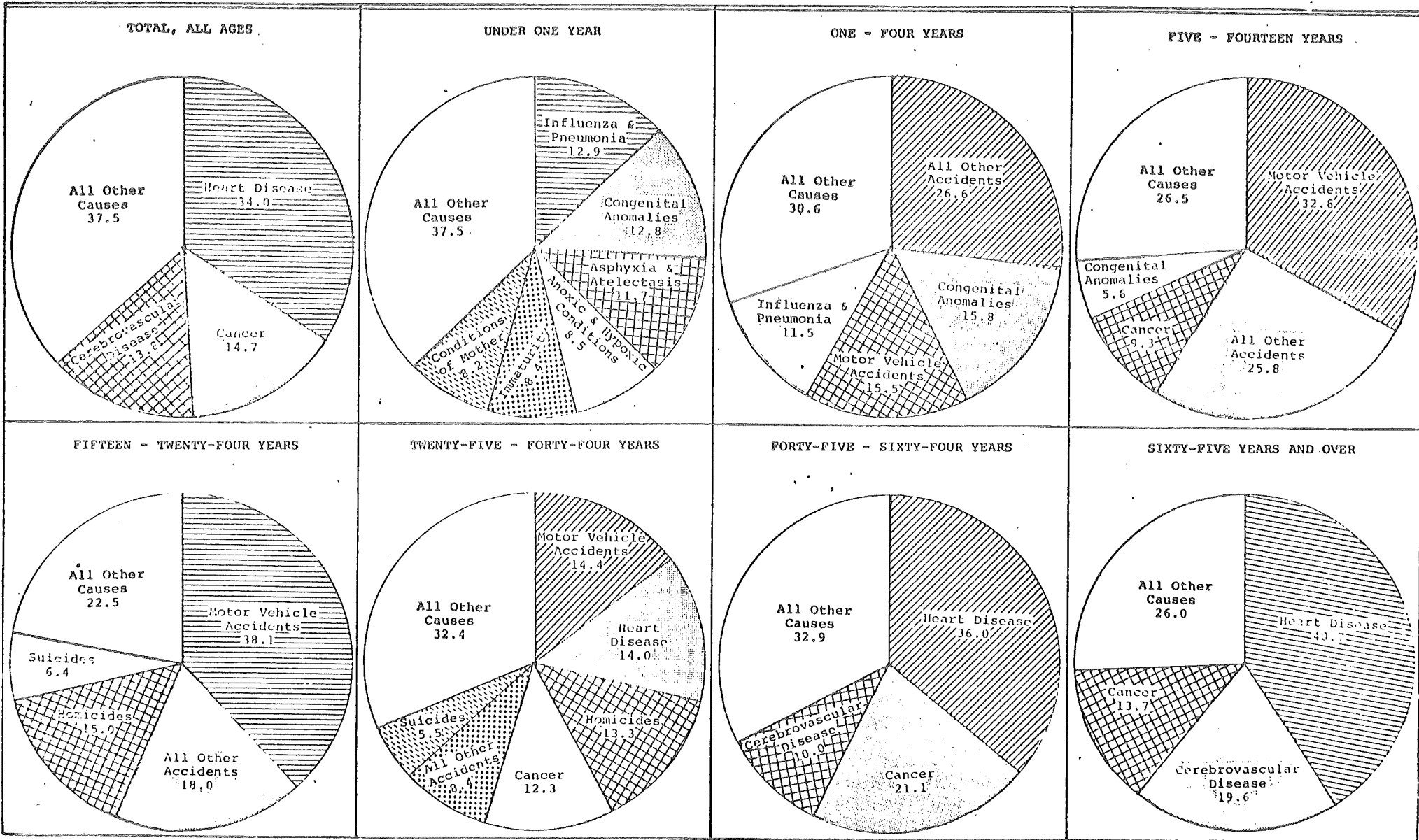


The leading causes of death vary by age groups. For those under one year, the leading cause of death in 1972 was influenza and pneumonia; 1-4 years, non-motor vehicle accidents. For the next three age classifications (5-14, 15-24, 25-44) the leading cause of death was motor vehicle accidents. In the remaining age categories (45-64, 65 and over), heart disease was the leading cause of death. In comparison with the previous year, the leading cause of death remained the same for each respective age group with the exception of the 25-44 year old group. In this age category, motor vehicle accidents replaced heart disease as the leading cause of death. This change represents both an increased motor vehicle rate and a decreased heart disease rate.

Among those 15-24 years of age, the four leading causes of death were by violence: motor vehicle and other accidents, homicide and suicide. In fact, during the 1-44 year age groups,

a major portion of one's life expectancy, at least two of the leading three causes of death were by violence. Of the violent causes of death, motor vehicle accidents reached the highest rate among the 15-24 year olds, homicide among the 25-44 year olds, suicide among the 45-64 year olds and non-motor accidents among the 65 and over.

LEADING CAUSES OF DEATH BY PERCENT IN SPECIFIED AGE GROUPS, GEORGIA, 1972.
 (A cause of death must account for at least 5% of all deaths in a given age group to appear in the chart)



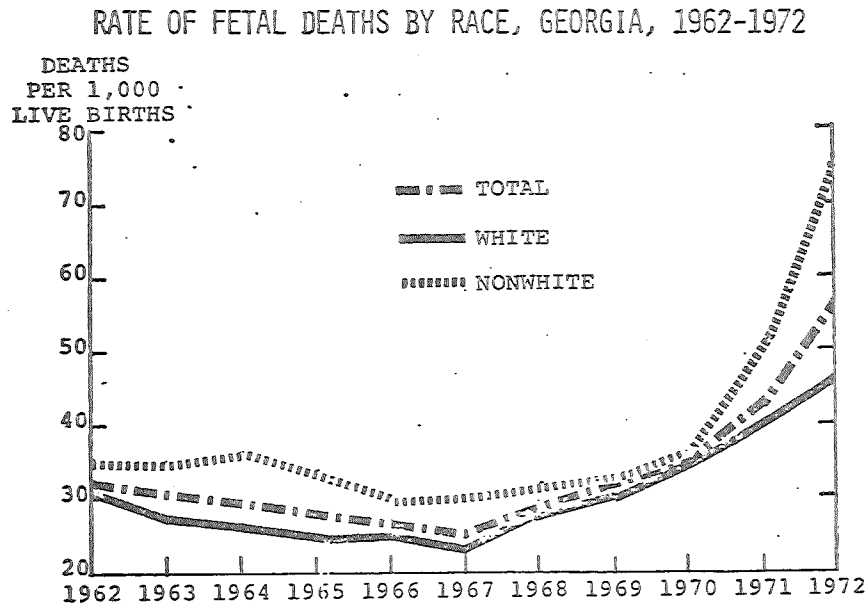
The causes of death also varied by race. In 1972, the death rate was 26.3 percent higher for nonwhites than for whites. Of the ten leading causes of death, only respiratory diseases exhibited a high rate for whites. Death rates from the other nine leading causes were higher for nonwhites. Homicides exhibited the greatest difference, with a rate 1000 percent higher for nonwhites than for whites. Deaths from birth injuries were 111.3 percent higher for nonwhites, influenza and pneumonia 75.5 percent higher, cerebrovascular problems 49.5 percent higher, and non-motor vehicle accidents 44.9 percent higher. Death rates for cancer, arterial diseases, motor vehicle accidents and heart diseases indicated less than 5 percent difference between the two groups.

RATES FOR TEN LEADING CAUSES OF DEATH, BY RACE, GEORGIA 1972

RANK	CAUSE OF DEATH	RATE PER 1000,000 POPULATION		
		TOTAL	WHITE	NONWHITE
1.	Heart Disease	309.3	307.1	315.5
2.	Cancer	134.1	134.2	133.8
3.	Cerebrovascular	125.2	111.0	166.0
4.	Motor Vehicle Accidents	39.9	39.8	40.4
5.	Infuenza and Pneumonia	33.8	28.2	49.5
6.	All Accidents Other Than Motor Vehicle	32.0	28.7	41.6
7.	Diseases of Respiratory System	22.5	25.3	14.6
8.	Diseases of Arteries and Veins	22.4	22.4	22.1
9.	Homicides	20.6	10.6	49.1
10.	Birth Injuries and Other Diseases Peculiar to Early Infancy	19.4	15.0	31.7

FETAL DEATHS

In 1972, Georgia recorded 4,928 fetal deaths, the highest rate since 1935. During the first five years of the last decade, the fetal death rate decreased 22.5 percent, while during the last five years it increased 118.6 percent. Although both white and nonwhite rates increased between 1967 and 1972, this upturn was sharpest among the nonwhite population, with a rate increase of 151.2 percent.



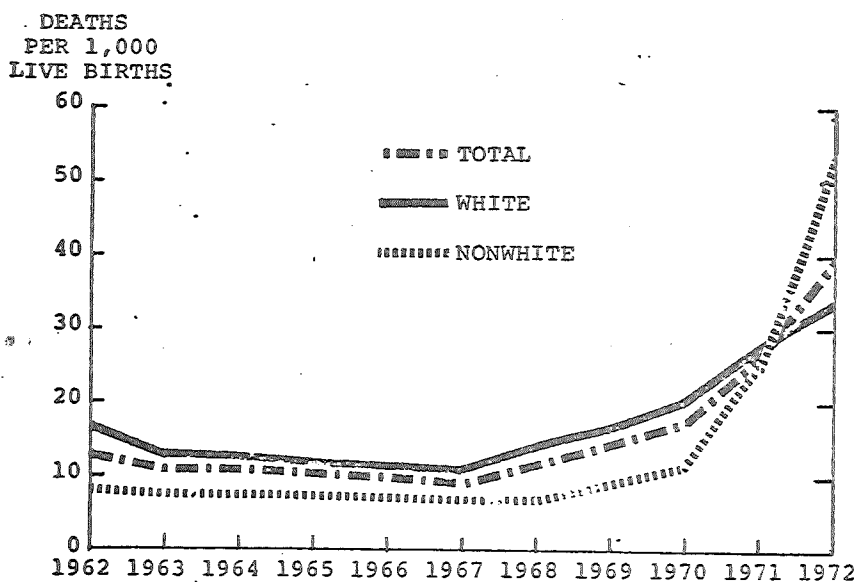
Deaths during the first twenty weeks of gestation accounted for 70 percent of all fetal losses. The rate for this period increased 335.2 percent between 1967 and 1972. As with the overall rate, this increase was most apparent among the non-white population with a 656.8 percent increase. While the

rate over the past ten years was higher for nonwhites, the rate for fetal deaths under twenty weeks was higher for whites until 1972. During this year, the nonwhite rate exceeded the white rate by 55 percent.

FETAL DEATHS BY LENGTH OF GESTATION, BY PLACE OF OCCURRENCE, BY RACE, GEORGIA, 1972

	Total	Under 20 Weeks	20-27 Weeks	28-36 Weeks	37-42 Weeks	43 Weeks & Over	Unknown
Total	4,928	3,458	516	342	365	10	237
Hospital	4,872	3,446	501	330	355	10	230
Other	56	12	15	12	10	-	7
White	2,662	1,912	214	194	199	6	137
Hospital	2,650	1,909	211	190	198	6	136
Other	12	3	3	4	1	-	1
Nonwhite	2,266	1,546	302	148	166	4	100
Hospital	2,222	1,537	290	14	157	4	94
Other	44	9	12	8	9	-	6

RATE OF FETAL DEATHS OF LESS THAN 20 WEEKS GESTATION, BY RACE, GEORGIA, 1962-1972



INFANT AND MATERNAL DEATHS

Georgia's rate of infant deaths has declined 54 percent during the preceding decade. In 1962, the state recorded 2,936 infant deaths, a rate of 30.1; by 1972, the number had dropped to 1,733, or 13.7 per 1,000 live births. The rate of infant deaths, highest among nonwhite males, resulted primarily from influenza and pneumonia, congenital anomalies and asphyxia and atelectasis.

INFANT DEATH RATE, GEORGIA, 1962 - 1972

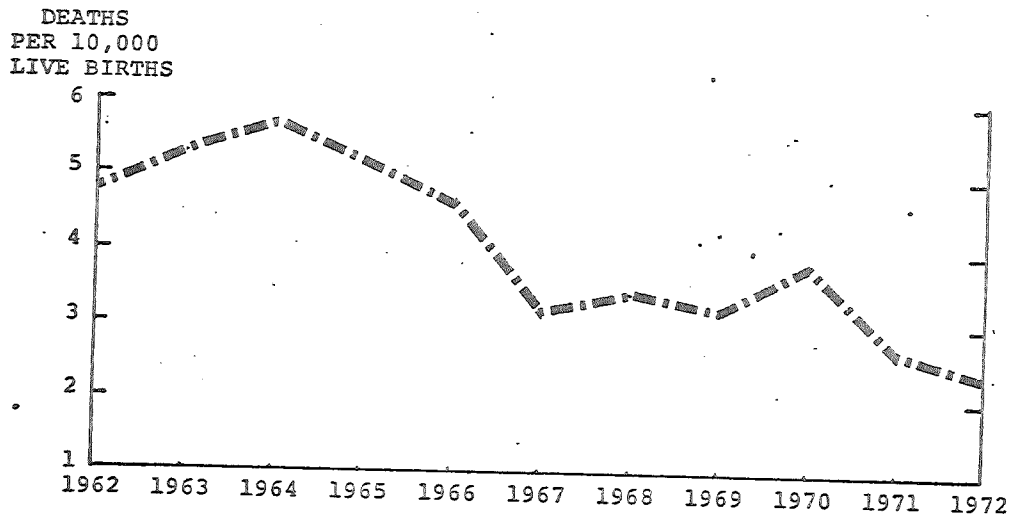


INFANT DEATHS, NUMBER AND RATE PER 1,000 LIVE BIRTHS, BY RACE, SEX, AND AGE,
GEORGIA, 1972

Race and Sex	NUMBER						RATE PER 1,000 LIVE BIRTHS					
	Under 1 Year	Under 28 Days				28 Days To 1 Year	Under 1 Year	Under 28 Days				28 Days To 1 Year
		Total	Under 1 Day	1-6 Days	7-27 Days			Total	Under 1 Day	1-6 Days	7-27 Days	
TOTAL	1,733	1,193	610	445	138	540	19.8	13.7	7.0	5.1	1.6	6.2
Male	1,024	705	356	285	64	319	22.9	15.7	7.9	6.4	1.4	7.1
Female	709	488	254	160	74	221	16.6	11.4	5.9	3.7	1.7	5.2
WHITE	906	690	351	271	68	216	15.8	12.0	6.1	4.7	1.2	3.7
Male	561	427	215	181	31	134	19.0	14.4	7.3	6.1	1.0	4.5
Female	345	263	136	90	37	82	12.4	9.5	4.9	3.2	1.3	2.9
NONWHITE	827	503	259	174	70	324	27.6	16.8	8.6	5.8	2.3	10.8
Male	463	278	141	104	33	185	30.7	18.4	9.3	6.9	2.2	12.2
Female	364	225	118	70	37	139	24.5	15.1	7.9	4.7	2.5	9.4

Except for minor variations, the ratio of maternal deaths to live births had decreased steadily since 1962. In 1972, there were 19 maternal deaths, 8 of which resulted from pulmonary embolism or toxemia.

MATERNAL DEATH RATIO, GEORGIA, 1962 - 1972



MATERNAL DEATHS, NUMBER AND RATIO PER 10,000 LIVE BIRTHS, BY RACE, GEORGIA, 1972

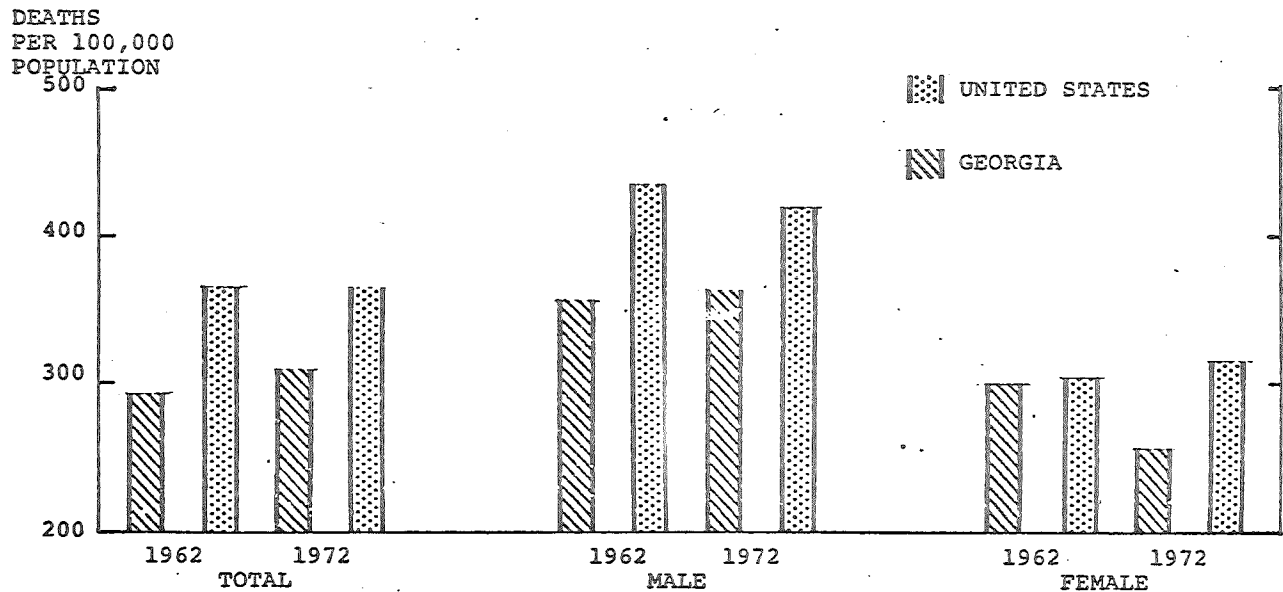
	Number			Ratio		
	Total	White	Nonwhite	Total	White	Nonwhite
Total, all causes (630-678)	19	6	13	2.2	1.0	4.3
Infections (630, 670-672)	-	-	-	0	0	0
Ectopic Pregnancy (631)	-	-	-	0	0	0
Hemorrhage of pregnancy, childbirth, of puerperium (632, 651, 653)	-	-	-	0	0	0
Abortion (640-645)	2	1	1	0.2	0.2	0.3
Toxemia (637-639)	4	1	3	0.5	0.2	1.0
Rupture of uterus (659)	-	-	-	0	0	0
Embolism, pulmonary (673)	4	1	3	0.5	0.2	1.0
Anesthetic death (662)	-	-	-	0	0	0
Other diseases and conditions during pregnancy or puerperium (633-636, 674-678)	6	2	4	0.7	0.3	1.3
Other accidents or specified conditions during childbirth (650, 652, 654-658, 660, 661)	3	1	2	0.3	0.2	0.7

DEATHS FROM HEART DISEASE

Heart disease has been Georgia's leading cause of death since the 1930's. In 1972 it accounted for 34 percent of all deaths. Although Georgia's rate of heart disease is lower than the national average, 309.2 compared to 366.6, the rate has climbed 5.3 percent during the past decade.

In Georgia, as well as nationally, deaths from heart disease are more prevalent among men than women. In contrast with the national trend, this difference became more pronounced in Georgia between 1962 and 1972, due to both an increase in the male death rate and a decrease in the female death rate.

RATE OF DEATHS FROM HEART DISEASES,
GEORGIA AND THE UNITED STATES, 1962 AND 1972



During 1972, 96 percent of heart disease deaths occurred to those 45 and older. Of those 65 and older, slightly more heart disease deaths occurred among women. However, in the 45-64 year old group, 71.2 percent of the deaths occurred among men.

NUMBER AND RATE OF DEATHS DUE TO HEART DISEASE, GEORGIA, 1962 AND 1972

	NUMBER							RATE PER 100,000 POPULATION						
	Total	4 & Under	5-14	15-24	25-44	45-64	65 & Over	Total	4 & Under	5-14	15-24	25-44	45-64	65 & Over
1972														
Total	14,597	19	13	36	510	4,516	9,502	309.3	4.3	1.4	4.1	43.0	514.6	2,449.6
Male	8,329	8	7	26	358	3,215	4,714	363.2	3.5	1.5	5.9	61.8	776.8	3,097.2
Female	6,268	11	6	10	152	1,301	4,788	258.3	5.0	1.3	2.3	25.0	280.6	2,031.4
1962														
Total	12,034	15	11	40	618	3,877	7,468	293.7	3.1	1.2	6.4	58.7	523.1	2,471.2
Male	7,179	7	4	21	444	2,714	3,987	358.6	2.8	0.9	6.7	87.1	769.1	3,112.4
Female	4,855	8	7	19	174	1,163	3,481	299.1	3.3	1.4	6.1	32.0	299.5	1,999.4

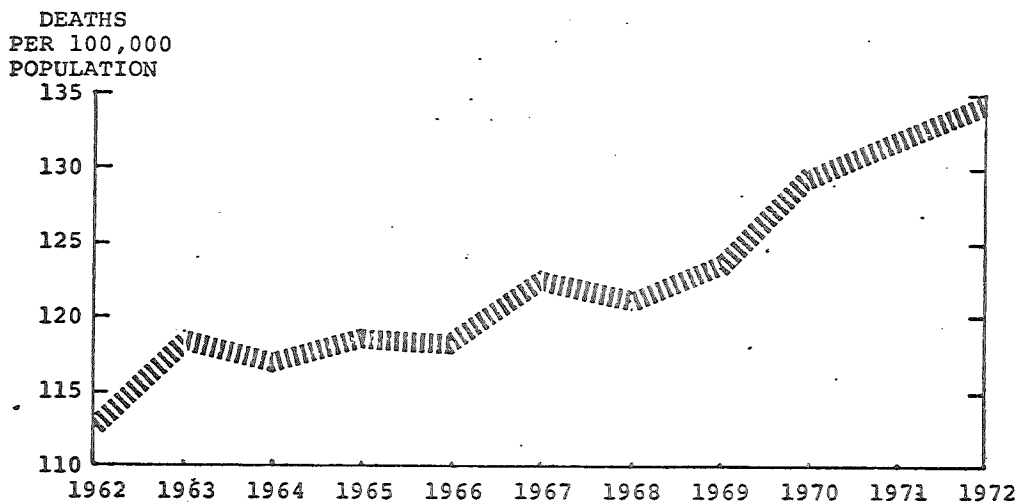
Note:

1972 Eighth Revision of International Classification of Diseases - Codes 390-398, 402, 404 and 410-429.
 1962 Seventh Revision of International Classification of Diseases - Codes 400-402 and 410-443.

CANCER DEATHS IN GEORGIA

In Georgia as in the United States, cancer is the second leading cause of death. During 1972, Georgia recorded 6,330 deaths from cancer or a rate of 134.1. Although the rate of cancer deaths is lower in Georgia than in the United States, it is increasing at a more accelerated pace, up 18.9 percent since 1962. In the same period, the rate increased 11.2 percent nationally,

RATE OF DEATHS FROM CANCER, GEORGIA, 1962 - 1972



During 1972 deaths from cancer of the respiratory system and of the digestive organs and peritoneum occurred the most frequently. The specific site having the highest fatality rate was the lung, exhibiting a rate increase of 52.7 percent between 1965 and 1972. The rate of deaths from breast cancer increased 21.7 percent, while the rate of deaths from uterine cancer, declined 20.9 percent.

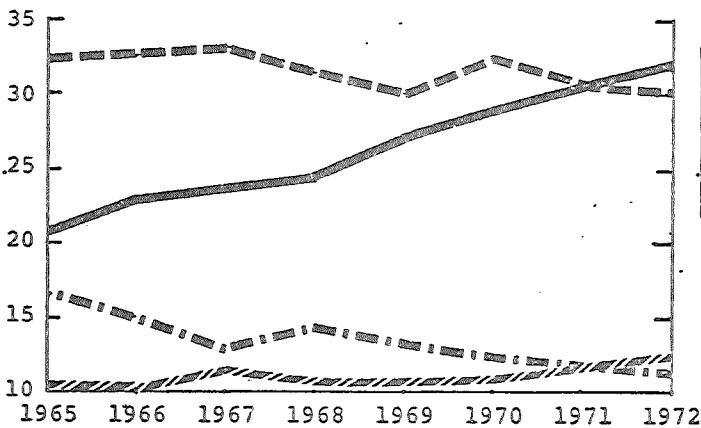
DEATHS FROM CANCER, NUMBER AND RATE, BY SITE, RACE AND SEX, GEORGIA, 1972

Site	NUMBER					RATE PER 100,000 POPULATION				
	Total	White		Nonwhite		Total	White		Nonwhite	
		Male	Female	Male	Female		Male	Female	Male	Female
Cancer, Total All Sites (140-209)	6,330	2,587	2,107	921	715	134.1	150.6	118.4	160.1	110.5
Buccal cavity and pharynx (140-149)	167	77	42	34	14	3.5	4.5	2.4	5.9	2.2
Digestive organs and peritoneum (150-159)	1,431	507	507	235	182	30.3	29.5	28.5	40.9	28.1
Esophagus (150)	142	56	18	55	13	3.0	3.3	1.0	9.6	2.0
Stomach (151)	237	77	62	65	33	5.0	4.5	3.5	11.3	5.1
Colon (153)	489	150	230	42	67	10.4	8.7	12.9	7.3	10.4
Rectum	125	47	45	15	18	2.6	2.7	2.5	2.6	2.8
Pancreas (157)	336	141	110	42	43	7.1	8.2	6.2	7.3	6.6
Respiratory System (160-163)	1,508	983	190	284	51	31.9	57.2	10.7	49.4	7.9
Lung (162)	1,420	940	175	257	48	30.1	54.7	9.8	44.7	7.4
Breast (174)	577	6	438	1	132	12.2	0.3	24.6	0.2	20.4
Genital organs (180-187)	869	240	317	150	162	18.4	14.0	17.8	26.1	25.0
Cervix uteri (180)*	184	-	91	-	93	7.6	0	5.1	0	14.4
Corpus uteri (182.0)*	37	-	27	-	10	1.5	0	1.5	0	1.5
Uterus unspecified (182.9)*	52	-	38	-	14	2.1	0	2.1	0	2.2
Prostate (185)**	365	223	-	142	-	15.9	13.0	0	24.7	0
Urinary organs (188-189)	241	141	59	27	14	5.1	8.2	3.3	4.7	2.2
Other and unspecified sites (164-173, 190-199, 208-209)	916	351	341	115	109	19.4	20.4	19.2	20.0	16.8
Leukemia and aleukemia (204-207)	287	130	101	30	26	6.1	7.6	5.7	5.2	4.0
Lymphosarcoma, etc. (200-203)	334	152	112	45	25	7.1	8.8	6.3	7.8	3.9

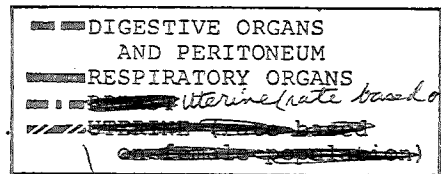
* Rates based on female population.
 ** Rates based on male population.

RATE OF DEATHS FROM CANCER BY SITE, GEORGIA, 1965 - 1972

DEATHS PER 100,000 POPULATION



LEGEND



Breast

The rate of deaths from cancer increases with age. In 1972, deaths from cancer exhibited a rate of 6.3 among those under thirty, increasing to 906.8 among those seventy and older. Nonwhite males exhibited the highest mortality rate from cancer, nonwhite females the lowest. However, the mortality rate of cancer of the respiratory system was highest among white males.

CANCER DEATHS BY AGE AND SPECIFIED SITES
GEORGIA, 1972

Cancer Site	Total	AGE										Unknown
		Under 30	30-34	35-39	40-44	45-49	50-54	55-59	60-64	65-69	70 & Over	
TOTAL ALL CANCER	6,330	165	66	116	228	374	572	804	889	916	2,200	-
Mouth	167	4	-	2	5	12	26	22	27	21	48	-
Stomach	237	1	2	1	5	11	18	25	26	38	110	-
Colon and Rectum	662	5	9	6	5	36	45	58	86	84	288	-
Secondary	-	-	-	-	-	-	-	-	-	-	-	-
Pancreas	336	1	1	5	3	15	22	30	49	65	145	-
Lung	1,439	2	3	13	66	103	148	243	265	233	363	-
Secondary	22	-	1	-	-	1	3	1	3	3	10	-
Breast	577	3	13	14	43	52	66	81	87	65	153	-
Uterine	274	8	11	11	15	17	28	36	34	38	76	-
Other Female Organs	205	4	2	6	11	15	26	33	20	27	61	-
Prostate	365	-	-	-	-	5	5	31	25	64	235	-
Bladder, Kidney	241	2	1	-	3	6	16	33	33	40	107	-
Skin	109	6	3	6	6	7	13	12	9	11	36	-
Leukemia	287	59	2	13	9	13	15	21	32	40	83	-
Other	1,449	70	16	39	57	81	141	178	193	187	485	-

DRUG-RELATED DEATHS¹

During 1972, Georgia recorded 687 drug-related deaths. Of these, alcohol accounted for 579 (84%), barbiturates and opiates for 66 (9.6%) and other drugs (aspirin, poisons, etc.) for 38 (5.5%). Only four deaths were recorded from the use of amphetamines and hallucinogens.

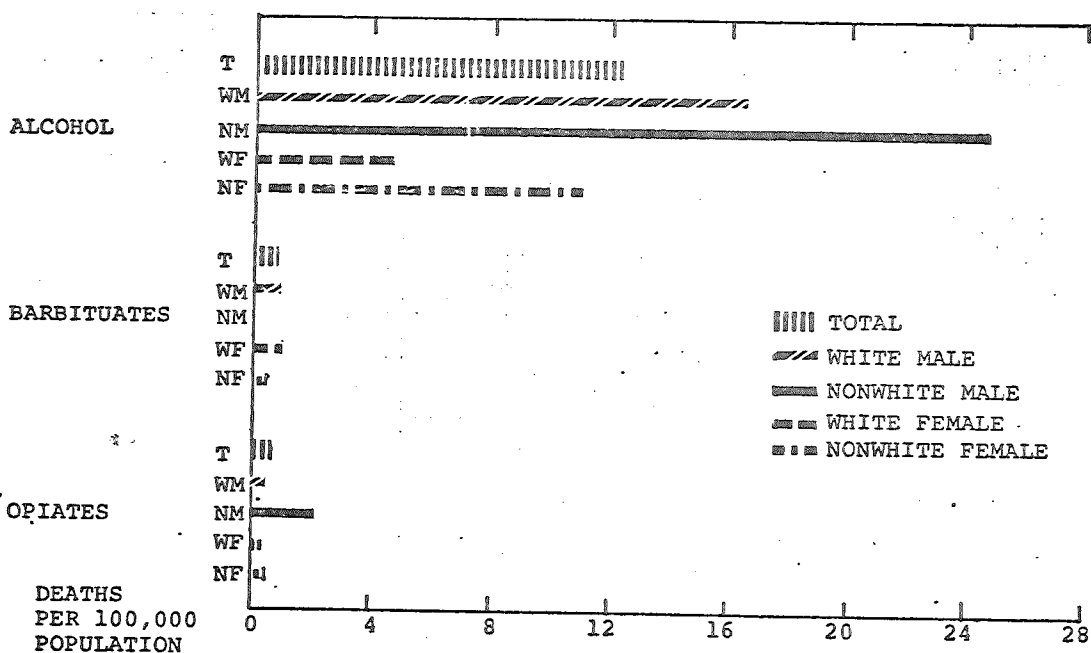
The rate of drug-related deaths and the types of drugs involved vary with race and sex. During 1972, males exhibited a higher drug-related death rate than females, nonwhites than whites. The drug-related death rate was higher among nonwhite males and lowest among nonwhite females. The rate of alcohol deaths was also highest among nonwhite males, lowest among white females. White females exhibited the highest rate from barbiturates, while no barbiturate deaths were recorded for nonwhite males. Nonwhite males, however, exhibited the highest rate of death from opiates, white females the lowest. No nonwhite deaths were recorded from amphetamines and hallucinogens.

¹Figures for drug-related deaths are obtained by screening all death certificates and selecting any certificates mentioning drugs. These figures, however, are not necessarily a complete record, as some drug-related deaths may not have been recorded as such on the death certificate. Figures and rates for drug-related deaths are tabled by race, sex and drug.

NUMBER AND RATE PER 100,000 POPULATION OF DRUG RELATED DEATHS
BY RACE AND SEX, BY DRUG GROUP, GEORGIA 1972

Drug	Total	NUMBER			
		White Male	White Female	Nonwhite Male	Nonwhite Female
Total	687	323	130	154	80
Total Drug (excluding alcohol)	108	38	46	15	9
Total Opiates	30	9	6	12	3
Heroin	11	1	1	7	2
Methadone	3	1	1	1	-
Other Opiates	16	7	4	4	1
Barbituates	36	15	18	-	3
Amphetamines	3	2	1	-	-
Hallucinogens	1	1	-	-	-
Other Drug (excluding alcohol)	38	11	21	3	3
Alcohol	579	285	84	139	71

RATE OF DRUG-RELATED DEATHS BY RACE, SEX DRUG GROUP,
GEORGIA, 1972



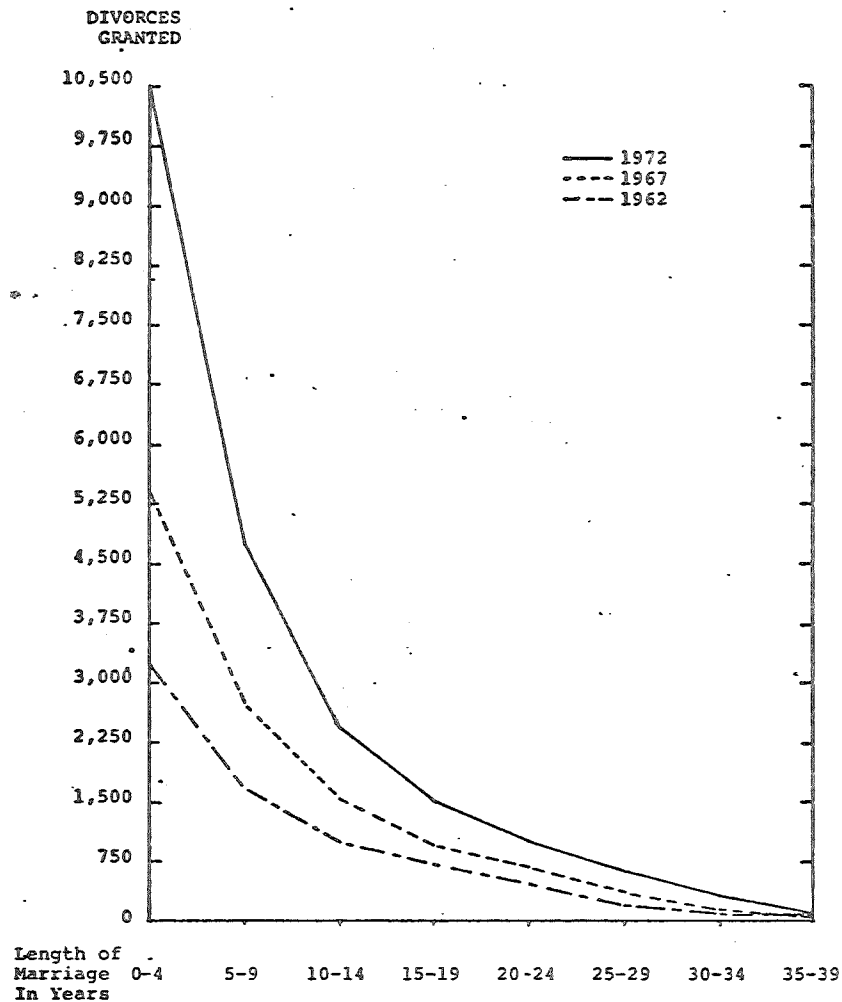
MARRIAGES AND DIVORCES , GEORGIA, 1962, 1967 and 1972

During the last decade, the marriage rate in Georgia increased from 13.1 to 14.6 marriages per 1,000 population (11 percent). During the same period, the divorce rate jumped from 2.4 to 4.7 or 95 percent. In 1972, Georgia granted 21,995 divorces of which 87.7 percent were granted on the grounds of cruel treatment. Of all divorces, 30 percent were granted to those in their first three years of married life. After the third year, the number of divorces dropped with each succeeding year of married life.

MARRIAGES AND DIVORCES, NUMBER AND RATE, GEORGIA, 1962, 1967, 1972

YEAR	NUMBER			RATE PER 100,000 POPULATION	
	MARRIAGES	DIVORCES	ANNULMENTS	MARRIAGES	DIVORCES
1962	53,553	9,785	56	13.1	2.4
1967	57,218	14,279	68	12.7	3.2
1972	68,756	21,995	49	14.6	4.7

**DIVORCES BY DURATION OF MARRIAGE, GEORGIA,
1962, 1967, 1972**



**DIVORCES AND ANNULMENTS BY GROUNDS FOR WHICH DIVORCE WAS GRANTED,
GEORGIA, 1972**

Grounds for Divorce	TOTAL	Divorces	Annulments
TOTAL	22,044	21,995	49
Intermarriage	2	2	-
Mental Incapacity	2	1	1
Impotency at Marriage	1	1	-
Force, Menace, Duress	7	5	2
Pregnancy Unknown to Husband	1	1	-
Adultery	34	34	-
Desertion	1,298	1,298	-
Conviction of Crime	38	38	-
Habitual Intoxication	92	92	-
Cruel Treatment	19,287	19,277	10
Incurable Insanity	2	2	-
Under Age	2	-	2
Nonsupport	5	5	-
Bigamy	2	-	2
Other	103	84	19
Not Stated	1,165	1,152	13
Unknown	3	3	-

MARRIAGES, BY RACE AND AGE OF BRIDE, BY AGE OF GROOM, GEORGIA, 1972

Age of Bride	Age of Groom														Unk.
	TOTAL	Under 14	14	15	16	17	18-19	20-24	25-29	30-39	40-49	50-59	60-69	70 & Over	
TOTAL	68,756	-	3	34	231	667	10,576	25,712	11,036	9,462	5,745	3,081	1,565	606	38
Under 14	28	-	-	1	5	6	10	2	2	1	1	-	-	-	-
14	183	-	-	4	26	22	76	47	5	3	-	-	-	-	-
15	692	-	1	16	53	114	309	175	16	7	1	-	-	-	-
16	3,833	-	1	7	83	206	1,914	1,442	143	27	8	-	-	-	2
17	4,947	-	1	5	40	164	2,139	2,293	246	52	3	2	-	-	2
18-19	14,840	-	-	1	20	130	4,729	8,372	1,231	306	39	5	4	-	3
20-24	19,982	-	-	-	2	23	1,255	11,492	5,013	1,860	297	35	3	-	2
25-29	8,129	-	-	-	2	1	109	1,462	3,110	2,720	598	113	12	1	1
30-39	7,747	-	-	-	-	1	31	387	1,130	3,525	472	78	11	1	1
40-49	4,788	-	-	-	-	-	1	29	127	857	2,191	1,236	305	42	-
50-59	2,321	-	-	-	-	-	2	7	9	94	462	998	618	130	1
60-69	1,014	-	-	-	-	-	-	-	-	4	29	200	498	283	-
70 and Over	207	-	-	-	-	-	-	-	-	5	2	16	46	138	-
Unknown	45	-	-	-	-	-	1	4	4	1	3	4	1	1	26
WHITE															
TOTAL	53,914	-	3	31	205	538	8,463	19,190	8,695	7,664	4,818	2,565	1,230	483	29
Under 14	20	-	-	1	4	5	6	2	1	-	1	-	-	-	-
14	135	-	-	4	24	17	55	31	2	2	-	-	-	-	-
15	474	-	1	15	46	96	207	97	6	6	-	-	-	-	-
16	3,119	-	1	6	77	169	1,581	1,131	119	26	7	-	-	-	2
17	3,939	-	1	5	32	126	1,748	1,779	202	41	3	1	-	-	1
18-19	11,487	-	-	-	18	104	3,781	6,307	981	258	29	5	2	-	2
20-24	15,046	-	-	-	2	19	964	8,409	3,909	1,478	232	30	1	-	2
25-29	6,419	-	-	-	2	1	91	1,093	2,453	2,194	488	87	8	1	1
30-39	6,244	-	-	-	-	1	27	306	900	2,853	1,735	361	53	7	1
40-49	4,043	-	-	-	-	-	1	25	109	714	1,885	1,048	232	29	-
50-59	1,944	-	-	-	-	-	2	7	9	85	407	845	491	98	-
60-69	843	-	-	-	-	-	-	-	-	3	27	172	407	234	-
70 and Over	167	-	-	-	-	-	-	-	-	3	2	14	35	113	-
Unknown	34	-	-	-	-	-	-	3	4	1	2	2	1	1	20
NONWHITE															
TOTAL	14,830	-	-	3	26	128	2,111	6,518	2,341	1,795	927	516	334	123	8
Under 14	8	-	-	-	1	1	4	-	1	1	-	-	-	-	-
14	48	-	-	-	2	5	21	16	3	1	-	-	-	-	-
15	218	-	-	1	7	18	102	78	10	1	1	-	-	-	-
16	713	-	-	1	6	37	332	311	24	1	1	-	-	-	-
17	1,007	-	-	-	8	38	391	513	44	11	-	1	-	-	1
18-19	3,349	-	-	1	2	25	947	2,064	250	48	10	-	1	-	1
20-24	4,934	-	-	-	4	-	291	3,083	1,104	380	65	5	2	-	-
25-29	1,708	-	-	-	-	-	18	367	657	526	110	26	4	-	-
30-39	1,502	-	-	-	-	-	4	81	230	671	376	111	25	4	-
40-49	745	-	-	-	-	-	-	4	18	143	306	188	73	13	-
50-59	377	-	-	-	-	-	-	-	-	9	55	153	127	32	1
60-69	171	-	-	-	-	-	-	-	-	1	2	28	91	49	-
70 and Over	40	-	-	-	-	-	-	-	-	2	-	2	11	25	-
Unknown	10	-	-	-	-	-	1	1	-	-	1	2	-	-	5

APPENDIX
(COUNTY DATA)

ITEM	GEORGIA					
	NUMBER			RATE OR RATIO*		
	TOTAL	WHITE	NON-WHITE	TOTAL	WHITE	NON-WHITE
POPULATION	4,720,000	3,497,700	1,222,300	-	-	-
LIVE BIRTHS	87,366	57,406	29,960	18.5	16.4	24.5
Immature births	7,721	3,843	3,878	88.4	66.9	129.4
Live births to unved mothers	11,693	1,976	9,717	133.8	34.4	324.3
FETAL DEATHS	4,928	2,662	2,266	56.4	46.4	75.6
DEATHS	42,919	29,775	13,144	909.3	851.3	1075.3
Under 1 year	1,733	906	827	19.8	15.8	27.6
Under 28 days	1,193	690	503	13.7	12.0	16.8
Deaths from immaturity	145	68	77	1.7	1.2	2.6
Maternal deaths	19	6	13	2.2	1.0	4.3
LEADING CAUSES OF DEATH IN GEORGIA						
Heart disease (390-398,402,404,410-429)	14,597	10,741	3,856	309.3	307.1	315.5
Cancer (140-209)	6,330	4,694	1,636	134.1	134.2	131.8
Cerebrovascular (430-438)	5,910	3,881	2,029	125.2	111.0	166.0
Motor vehicle accidents (E810-E823)	1,885	1,391	494	39.9	39.8	40.4
Influenza and pneumonia (470-474,480-486)	1,591	986	605	33.8	28.2	49.5
All accidents other than motor vehicle (E806-E807, E825-E949)	1,512	1,004	508	32.0	28.7	41.6
Diseases of the respiratory system (460-466,490-493,500-519)	1,064	885	179	22.3	25.3	14.6
Diseases of arteries and veins (440-448)	1,056	786	270	22.4	22.4	22.1
Homicides (E960-E969)	953	366	587	20.2	10.5	48.0
Birth injuries and other diseases peculiar to early infancy (760-779)	913	326	387	19.4	15.0	31.7
HARRIAGES	68,756 ¹	53,914	14,830	14.6	13.4	12.1
DIVORCES	22,044	---	---	4.7	---	---

¹ Race unknown 12 marriages

ITEM	ATKINSON					
	NUMBER			RATE OR RATIO*		
	TOTAL	WHITE	NON-WHITE	TOTAL	WHITE	NON-WHITE
POPULATION	3,900	4,000	1,900	-	-	-
LIVE BIRTHS	105	64	41	17.8	16.0	21.6
Immature births	14	7	7	133.3	109.4	170.7
Live births to unved mothers	11	2	9	104.8	31.3	319.3
FETAL DEATHS	4	1	3	38.1	13.6	73.2
DEATHS	70	50	20	1186.4	1250.0	2052.6
Under 1 year	6	2	2	38.1	31.3	48.8
Under 28 days	2	2	-	19.0	31.3	0
Deaths from immaturity	-	-	-	0	0	0
Maternal deaths	-	-	-	0	0	0
LEADING CAUSES OF DEATH IN GEORGIA						
Heart disease (390-398,402,404,410-429)	30	22	8	308.3	350.0	421.1
Cancer (140-209)	7	6	1	118.6	150.0	32.6
Cerebrovascular (430-438)	9	6	3	152.5	150.0	137.9
Motor vehicle accidents (E810-E823)	3	2	1	50.8	30.0	52.6
Influenza and pneumonia (470-474,480-486)	1	-	1	16.9	0	32.6
All accidents other than motor vehicle (E806-E807, E825-E949)	4	4	-	67.8	100.0	0
Diseases of the respiratory system (460-466,490-493,500-519)	1	1	-	16.9	25.0	0
Diseases of arteries and veins (440-448)	2	2	-	33.8	30.0	0
Homicides (E960-E969)	1	-	1	16.9	0	32.6
Birth injuries and other diseases peculiar to early infancy (760-779)	2	2	-	33.9	30.0	0
HARRIAGES	101	82	19	17.1	20.9	10.0
DIVORCES	19	---	---	3.2	---	---

ITEM	APPLING					
	NUMBER			RATE OR RATIO*		
	TOTAL	WHITE	NON-WHITE	TOTAL	WHITE	NON-WHITE
POPULATION	13,100	10,400	2,700	-	-	-
LIVE BIRTHS	315	206	109	24.0	19.8	40.4
Immature births	36	14	20	107.9	68.0	183.5
Live births to unved mothers	40	8	32	127.0	38.8	493.6
FETAL DEATHS	7	5	2	22.2	24.3	18.3
DEATHS	152	125	27	1160.3	1201.9	1000.0
Under 1 year	11	6	7	34.9	19.4	64.2
Under 28 days	7	4	3	22.2	19.4	37.5
Deaths from immaturity	-	-	-	0	0	0
Maternal deaths	-	-	-	0	0	0
LEADING CAUSES OF DEATH IN GEORGIA						
Heart disease (390-398,402,404,410-429)	55	50	5	419.8	480.8	185.2
Cancer (140-209)	16	13	3	122.1	125.0	111.1
Cerebrovascular (430-438)	13	10	3	99.2	96.2	111.1
Motor vehicle accidents (E810-E823)	7	5	2	53.4	48.1	74.1
Influenza and pneumonia (470-474,480-486)	9	6	3	68.7	57.7	111.1
All accidents other than motor vehicle (E806-E807, E825-E949)	10	7	3	76.3	67.3	111.1
Diseases of the respiratory system (460-466,490-493,500-519)	4	3	1	30.6	28.8	37.0
Diseases of arteries and veins (440-448)	3	3	-	22.9	28.8	0
Homicides (E960-E969)	3	3	-	22.9	28.8	0
Birth injuries and other diseases peculiar to early infancy (760-779)	6	3	3	45.8	28.8	111.1
HARRIAGES	234	193	39	17.9	18.8	14.4
DIVORCES	48	---	---	3.7	---	---

ITEM	BACON					
	NUMBER			RATE OR RATIO*		
	TOTAL	WHITE	NON-WHITE	TOTAL	WHITE	NON-WHITE
POPULATION	8,600	7,400	1,200	-	-	-
LIVE BIRTHS	174	141	33	20.2	19.1	27.5
Immature births	6	2	4	34.3	14.2	121.2
Live births to unved mothers	10	3	13	103.4	35.3	393.9
FETAL DEATHS	3	2	2	17.2	14.2	30.3
DEATHS	81	79	2	941.9	1067.6	166.7
Under 1 year	2	1	1	11.3	7.1	30.3
Under 28 days	1	-	1	3.7	0	30.3
Deaths from immaturity	-	-	-	0	0	0
Maternal deaths	-	-	-	0	0	0
LEADING CAUSES OF DEATH IN GEORGIA						
Heart disease (390-398,402,404,410-429)	33	33	-	383.7	445.9	0
Cancer (140-209)	12	12	-	139.5	162.2	0
Cerebrovascular (430-438)	7	7	-	81.4	94.6	0
Motor vehicle accidents (E810-E823)	3	3	-	34.9	40.5	0
Influenza and pneumonia (470-474,480-486)	2	1	1	33.3	11.5	83.3
All accidents other than motor vehicle (E806-E807, E825-E949)	6	6	-	69.8	81.1	0
Diseases of the respiratory system (460-466,490-493,500-519)	2	2	-	23.3	27.0	0
Diseases of arteries and veins (440-448)	1	1	-	11.6	13.3	0
Homicides (E960-E969)	2	2	-	23.3	27.0	0
Birth injuries and other diseases peculiar to early infancy (760-779)	1	-	1	11.6	0	83.3
HARRIAGES	183	149	34	19.0	20.1	11.7
DIVORCES	47	---	---	5.3	---	---

ITEM	BAKER					
	NUMBER			RATE OR RATIO*		
	TOTAL	WHITE	NON-WHITE	TOTAL	WHITE	NON-WHITE
POPULATION	4,000	2,000	2,000	-	-	-
LIVE BIRTHS	66	24	42	16.5	12.0	21.0
Immature births	10	7	3	151.5	291.7	71.4
Live births to unved mothers	16	1	15	242.4	41.7	357.1
FETAL DEATHS	-	-	-	0	0	0
DEATHS	50	30	20	1250.0	1500.0	1000.0
Under 1 year	2	-	2	30.3	0	47.6
Under 28 days	2	-	2	30.3	0	47.6
Deaths from immaturity	-	-	-	0	0	0
Maternal deaths	-	-	-	0	0	0
LEADING CAUSES OF DEATH IN GEORGIA						
Heart disease (390-398,402,404, 410-429)	12	9	3	300.0	450.0	150.0
Cancer (140-209)	3	3	2	125.0	150.0	100.0
Cerebrovascular (430-438)	5	3	2	125.0	100.0	150.0
Motor vehicle accidents (E810-E823)	3	3	-	75.0	150.0	0
Influenza and pneumonia (470-474, 480-486)	3	1	2	75.0	50.0	100.0
All accidents other than motor vehicle (E806-E807, E825-E949)	5	3	2	125.0	150.0	100.0
Diseases of the respiratory system (460-466,490-493,500-519)	3	3	-	75.0	150.0	0
Diseases of arteries and veins (440-448)	1	-	1	25.0	0	50.0
Homicides (E960-E969)	3	1	2	75.0	50.0	100.0
Birth injuries and other diseases peculiar to early infancy (760-779)	2	-	2	50.0	0	100.0
HARRIAGES	43	30	13	10.8	15.0	6.5
DIVORCES	1	-	-	0.3	-	-

ITEM	RANKS					
	NUMBER			RATE OR RATIO*		
	TOTAL	WHITE	NON-WHITE	TOTAL	WHITE	NON-WHITE
POPULATION	6,900	6,400	500	-	-	-
LIVE BIRTHS	99	90	9	14.3	14.1	18.0
Immature births	12	10	2	121.2	111.1	222.2
Live births to unved mothers	4	3	1	40.4	33.3	111.1
FETAL DEATHS	2	2	-	20.2	22.2	0
DEATHS	65	60	5	942.0	937.5	1000.0
Under 1 year	-	-	-	0	0	0
Under 28 days	-	-	-	0	0	0
Deaths from immaturity	-	-	-	0	0	0
Maternal deaths	-	-	-	0	0	0
LEADING CAUSES OF DEATH IN GEORGIA						
Heart disease (390-398,402,404, 410-429)	22	20	2	318.8	312.5	400.0
Cancer (140-209)	11	11	-	159.4	171.9	0
Cerebrovascular (430-438)	11	8	3	159.4	125.0	600.0
Motor vehicle accidents (E810-E823)	5	5	-	72.5	78.1	0
Influenza and pneumonia (470-474, 480-486)	2	2	-	29.0	31.3	0
All accidents other than motor vehicle (E806-E807, E825-E949)	1	1	-	14.5	15.6	0
Diseases of the respiratory system (460-466,490-493,500-519)	2	2	-	29.0	31.3	0
Diseases of arteries and veins (440-448)	2	2	-	29.0	31.3	0
Homicides (E960-E969)	1	1	-	14.5	15.6	0
Birth injuries and other diseases peculiar to early infancy (760-779)	-	-	-	0	0	0
HARRIAGES	74	70	4	10.7	10.9	8.0
DIVORCES	-	-	-	0	-	-

ITEM	BALDWIN					
	NUMBER			RATE OR RATIO*		
	TOTAL	WHITE	NON-WHITE	TOTAL	WHITE	NON-WHITE
POPULATION	25,200	15,800	9,400	-	-	-
LIVE BIRTHS*	478	218	260	19.0	13.8	27.7
Immature births	61	19	42	127.6	87.2	161.5
Live births to unved mothers	93	5	88	194.6	22.9	338.5
FETAL DEATHS	27	10	17	56.5	45.9	65.4
DEATHS	279	150	129	1107.1	949.4	1372.3
Under 1 year	14	4	10	29.3	18.3	38.5
Under 28 days	7	3	4	14.6	13.8	15.4
Deaths from immaturity	1	1	-	2.1	4.6	0
Maternal deaths	-	-	-	0	0	0
LEADING CAUSES OF DEATH IN GEORGIA						
Heart disease (390-398,402,404, 410-429)	104	56	48	412.7	354.4	510.6
Cancer (140-209)	51	32	19	202.4	202.5	202.1
Cerebrovascular (430-438)	25	12	13	99.2	75.9	118.3
Motor vehicle accidents (E810-E823)	9	7	2	35.7	44.3	21.3
Influenza and pneumonia (470-474, 480-486)	16	8	8	63.3	50.6	85.1
All accidents other than motor vehicle (E806-E807, E825-E949)	9	4	5	35.7	25.3	53.2
Diseases of the respiratory system (460-466,490-493,500-519)	5	3	2	19.8	19.0	21.3
Diseases of arteries and veins (440-448)	9	8	1	35.7	30.6	10.6
Homicides (E960-E969)	6	2	4	23.8	12.7	42.6
Birth injuries and other diseases peculiar to early infancy (760-779)	2	2	-	8.0	12.6	0
HARRIAGES	285	186	99	11.3	11.8	10.5
DIVORCES	142	-	-	5.6	-	-

ITEM	BARRON					
	NUMBER			RATE OR RATIO*		
	TOTAL	WHITE	NON-WHITE	TOTAL	WHITE	NON-WHITE
POPULATION	18,000	14,900	3,100	-	-	-
LIVE BIRTHS	334	244	90	18.6	16.4	29.0
Immature births	25	10	15	74.9	41.0	166.7
Live births to unved mothers	29	4	25	86.8	16.4	277.8
FETAL DEATHS	5	4	1	15.0	16.4	11.1
DEATHS	184	154	30	1022.2	1033.6	967.7
Under 1 year	7	4	3	21.0	16.4	33.3
Under 28 days	4	3	1	12.0	12.3	11.1
Deaths from immaturity	1	-	1	3.0	0	11.1
Maternal deaths	-	-	-	0	0	0
LEADING CAUSES OF DEATH IN GEORGIA						
Heart disease (390-398,402,404, 410-429)	71	63	8	394.4	422.8	258.1
Cancer (140-209)	23	20	3	127.8	134.2	96.8
Cerebrovascular (430-438)	26	22	4	144.4	147.7	129.0
Motor vehicle accidents (E810-E823)	6	5	1	33.3	33.6	32.3
Influenza and pneumonia (470-474, 480-486)	6	6	-	33.3	40.3	0
All accidents other than motor vehicle (E806-E807, E825-E949)	11	9	2	61.1	60.4	64.5
Diseases of the respiratory system (460-466,490-493,500-519)	2	1	1	11.1	6.7	32.3
Diseases of arteries and veins (440-448)	4	3	1	22.2	20.1	32.3
Homicides (E960-E969)	6	4	2	33.3	26.8	64.5
Birth injuries and other diseases peculiar to early infancy (760-779)	4	3	1	22.3	20.1	32.3
HARRIAGES	171	140	31	9.5	9.4	10.0
DIVORCES	66	-	-	3.7	-	-

ITEM	BARTON					
	NUMBER			RATE OR RATIO*		
	TOTAL	WHITE	NON-WHITE	TOTAL	WHITE	NON-WHITE
POPULATION	35,000	30,300	4,500	-	-	-
LIVE BIRTHS	741	657	84	21.2	21.5	18.7
Immature births	60	51	9	81.0	77.6	107.1
Live births to unved mothers	24	10	14	32.4	15.2	166.7
FETAL DEATHS	17	11	6	22.9	16.7	71.4
DEATHS	315	269	46	900.0	882.0	1022.2
Under 1 year	18	17	1	24.3	25.9	11.9
Under 28 days	16	15	1	21.6	22.0	11.9
Deaths from immaturity	-	-	-	0	0	0
Maternal deaths	-	-	-	0	0	0
LEADING CAUSES OF DEATH IN GEORGIA						
Heart disease (390-398,402,404,410-429)	112	97	15	320.0	318.0	333.3
Cancer (140-209)	49	42	7	140.0	137.7	155.6
Cerebrovascular (430-438)	50	45	5	142.9	147.5	111.1
Motor vehicle accidents (E810-E823)	20	18	2	57.1	59.0	44.4
Influenza and pneumonia (470-474,480-486)	3	2	1	8.6	6.6	22.2
All accidents other than motor vehicle (E806-E807, E825-E949)	5	4	1	14.3	13.1	22.2
Diseases of the respiratory system (460-466,490-493,500-519)	5	5	-	14.3	16.4	0
Diseases of arteries and veins (440-448)	13	12	1	37.2	39.4	22.2
Homicides (E960-E969)	4	2	2	11.4	6.6	44.4
Birth injuries and other diseases peculiar to early infancy (760-779)	10	9	1	28.6	29.6	22.2
HARRIAGES	368	317	51	10.5	10.4	11.3
DIVORCES	175	-	-	5.0	-	-

ITEM	BERRIEN					
	NUMBER			RATE OR RATIO*		
	TOTAL	WHITE	NON-WHITE	TOTAL	WHITE	NON-WHITE
POPULATION	12,300	10,600	1,700	-	-	-
LIVE BIRTHS	240	185	55	19.5	17.5	32.4
Immature births	19	8	11	79.2	43.2	200.0
Live births to unved mothers	22	7	15	91.7	37.8	272.7
FETAL DEATHS	10	7	3	41.7	37.8	54.5
DEATHS	119	110	9	967.5	1037.7	529.4
Under 1 year	4	3	1	16.7	16.2	18.2
Under 28 days	1	1	-	4.2	5.4	0
Deaths from immaturity	-	-	-	0	0	0
Maternal deaths	-	-	-	0	0	0
LEADING CAUSES OF DEATH IN GEORGIA						
Heart disease (390-398,402,404,410-429)	56	53	3	455.3	500.0	176.5
Cancer (140-209)	17	15	2	138.2	161.5	117.6
Cerebrovascular (430-438)	13	13	-	105.7	122.6	0
Motor vehicle accidents (E810-E823)	4	4	-	32.5	37.7	0
Influenza and pneumonia (470-474,480-486)	1	1	-	8.1	9.4	0
All accidents other than motor vehicle (E806-E807, E825-E949)	3	2	1	24.4	18.9	58.8
Diseases of the respiratory system (460-466,490-493,500-519)	3	4	1	40.6	37.7	58.8
Diseases of arteries and veins (440-448)	2	2	-	16.2	18.8	0
Homicides (E960-E969)	1	1	-	8.1	9.4	0
Birth injuries and other diseases peculiar to early infancy (760-779)	-	-	-	0	0	0
HARRIAGES	239	208	31	19.4	19.6	18.2
DIVORCES	60	-	-	4.9	-	-

ITEM	BEN HILL					
	NUMBER			RATE OR RATIO*		
	TOTAL	WHITE	NON-WHITE	TOTAL	WHITE	NON-WHITE
POPULATION	13,200	9,200	4,000	-	-	-
LIVE BIRTHS	257	150	107	19.5	16.3	26.8
Immature births	20	8	12	77.8	53.3	112.1
Live births to unved mothers	51	6	45	198.4	40.0	420.6
FETAL DEATHS	3	2	1	11.7	13.3	9.3
DEATHS	186	120	58	1409.1	1391.3	1450.0
Under 1 year	7	2	5	27.2	13.3	46.7
Under 28 days	7	2	5	27.2	13.3	46.7
Deaths from immaturity	1	1	-	3.9	6.7	0
Maternal deaths	-	-	-	0	0	0
LEADING CAUSES OF DEATH IN GEORGIA						
Heart disease (390-398,402,404,410-429)	78	59	19	590.9	641.3	475.0
Cancer (140-209)	16	11	5	121.2	119.6	125.0
Cerebrovascular (430-438)	33	30	3	250.0	217.4	325.0
Motor vehicle accidents (E810-E823)	4	2	2	30.3	21.7	50.0
Influenza and pneumonia (470-474,480-486)	7	3	4	53.1	32.6	100.0
All accidents other than motor vehicle (E806-E807, E825-E949)	5	4	1	37.9	43.5	25.0
Diseases of the respiratory system (460-466,490-493,500-519)	4	3	1	30.3	32.6	25.0
Diseases of arteries and veins (440-448)	4	3	1	30.3	32.6	25.0
Homicides (E960-E969)	4	1	3	30.3	10.9	75.0
Birth injuries and other diseases peculiar to early infancy (760-779)	4	1	3	30.3	10.9	75.0
HARRIAGES	206	153	53	15.6	16.6	13.3
DIVORCES	66	-	-	5.0	-	-

ITEM	BIBB					
	NUMBER			RATE OR RATIO*		
	TOTAL	WHITE	NON-WHITE	TOTAL	WHITE	NON-WHITE
POPULATION	140,800	92,200	48,600	-	-	-
LIVE BIRTHS	2,531	1,372	1,159	18.0	14.9	23.8
Immature births	237	97	140	93.6	70.7	120.8
Live births to unved mothers	509	46	463	201.1	33.5	399.5
FETAL DEATHS	138	73	65	54.5	53.2	56.1
DEATHS	1,504	895	609	1068.2	970.7	1253.1
Under 1 year	48	22	26	19.0	16.0	22.4
Under 28 days	35	17	18	13.8	12.4	13.3
Deaths from immaturity	1	-	1	0.4	0	0.9
Maternal deaths	1	-	1	4.0	0	8.6
LEADING CAUSES OF DEATH IN GEORGIA						
Heart disease (390-398,402,404,410-429)	463	284	179	328.8	308.0	368.3
Cancer (140-209)	219	148	71	155.5	160.5	146.1
Cerebrovascular (430-438)	255	141	114	181.1	152.9	234.6
Motor vehicle accidents (E810-E823)	67	40	27	47.6	41.4	55.6
Influenza and pneumonia (470-474,480-486)	51	27	24	36.3	29.3	49.4
All accidents other than motor vehicle (E806-E807, E825-E949)	40	28	12	28.4	30.4	24.7
Diseases of the respiratory system (460-466,490-493,500-519)	36	28	8	25.6	30.4	16.4
Diseases of arteries and veins (440-448)	62	42	20	44.1	45.5	41.2
Homicides (E960-E969)	34	9	25	24.1	9.8	51.4
Birth injuries and other diseases peculiar to early infancy (760-779)	32	15	17	22.7	16.2	35.0
HARRIAGES	1,492	1,006	486	10.6	10.9	10.0
DIVORCES	901	-	-	6.4	-	-

ITEM	BLECKLEY					
	NUMBER			RATE OR RATIO*		
	TOTAL	WHITE	NON-WHITE	TOTAL	WHITE	NON-WHITE
POPULATION	10,900	8,600	2,300	-	-	-
LIVE BIRTHS	166	112	54	15.2	13.0	23.5
Immature births	13	6	7	78.3	53.6	129.6
Live births to unved mothers	29	2	27	174.7	17.9	500.0
FETAL DEATHS	4	3	1	24.1	26.8	18.5
DEATHS	101	70	31	926.6	814.0	1347.8
Under 1 year	4	3	1	24.1	26.8	18.5
Under 28 days	2	2	-	12.0	17.9	0
Deaths from immaturity	1	1	-	6.0	8.9	0
Maternal deaths	-	-	-	0	0	0
LEADING CAUSES OF DEATH IN GEORGIA						
Heart disease (390-398,402,404, 410-429)	32	25	7	293.6	290.7	304.3
Cancer (140-209)	17	11	6	156.0	127.9	260.9
Cerebrovascular (430-438)	10	7	3	91.7	81.4	130.4
Motor vehicle accidents (E810-E823)	2	2	-	18.3	23.3	0
Influenza and pneumonia (470-474, 480-486)	5	2	3	45.9	23.3	130.4
All accidents other than motor vehicle (E806-E807, E825-E949)	5	3	2	45.9	34.9	87.0
Diseases of the respiratory system (460-466,490-493,500-519)	6	3	3	55.0	36.9	130.5
Diseases of arteries and veins (440-448)	4	3	1	36.7	34.9	43.5
Homicides (E960-E969)	3	2	1	27.5	23.3	43.5
Birth injuries and other diseases peculiar to early infancy (760-779)	1	1	-	9.2	11.6	0
HARRIAGES	112	94	18	10.3	10.9	7.8
DIVORCES	23	-	-	2.1	-	-

ITEM	BROOKS					
	NUMBER			RATE OR RATIO*		
	TOTAL	WHITE	NON-WHITE	TOTAL	WHITE	NON-WHITE
POPULATION	13,800	7,500	6,300	-	-	-
LIVE BIRTHS	305	107	198	22.1	14.3	31.4
Immature births	21	2	19	68.9	18.7	96.0
Live births to unved mothers	55	3	52	180.3	28.0	262.6
FETAL DEATHS	15	4	11	49.2	37.4	55.6
DEATHS	166	88	78	1202.9	1173.3	1238.1
Under 1 year	4	-	4	13.1	0	20.2
Under 28 days	2	-	2	6.6	0	10.1
Deaths from immaturity	-	-	-	0	0	0
Maternal deaths	-	-	-	0	0	0
LEADING CAUSES OF DEATH IN GEORGIA						
Heart disease (390-398,402,404, 410-429)	69	43	26	500.0	573.3	412.7
Cancer (140-209)	18	7	11	130.4	93.3	174.6
Cerebrovascular (430-438)	25	12	13	181.2	160.0	206.3
Motor vehicle accidents (E810-E823)	8	8	-	58.0	106.7	0
Influenza and pneumonia (470-474, 480-486)	8	2	6	58.0	26.7	95.2
All accidents other than motor vehicle (E806-E807, E825-E949)	6	1	5	43.5	13.3	79.4
Diseases of the respiratory system (460-466,490-493,500-519)	6	3	3	43.5	66.6	15.9
Diseases of arteries and veins (440-448)	5	3	2	36.2	40.0	31.7
Homicides (E960-E969)	3	-	3	21.7	0	47.6
Birth injuries and other diseases peculiar to early infancy (760-779)	1	-	1	7.2	0	15.9
HARRIAGES	299	179	120	21.7	23.9	19.0
DIVORCES	4	-	-	0.3	-	-

ITEM	BRANTLEY					
	NUMBER			RATE OR RATIO*		
	TOTAL	WHITE	NON-WHITE	TOTAL	WHITE	NON-WHITE
POPULATION	8,500	5,900	600	-	-	-
LIVE BIRTHS	122	112	10	18.8	19.0	16.7
Immature births	9	7	2	73.8	62.5	200.0
Live births to unved mothers	4	3	1	32.8	26.8	100.0
FETAL DEATHS	1	1	-	8.2	6.9	0
DEATHS	60	55	5	923.1	932.2	833.3
Under 1 year	-	-	-	0	0	0
Under 28 days	-	-	-	0	0	0
Deaths from immaturity	-	-	-	0	0	0
Maternal deaths	-	-	-	0	0	0
LEADING CAUSES OF DEATH IN GEORGIA						
Heart disease (390-398,402,404, 410-429)	23	23	-	353.8	389.8	0
Cancer (140-209)	9	9	-	138.5	152.5	0
Cerebrovascular (430-438)	8	7	1	123.1	118.6	166.7
Motor vehicle accidents (E810-E823)	3	3	-	46.2	50.8	0
Influenza and pneumonia (470-474, 480-486)	3	3	-	46.2	50.8	0
All accidents other than motor vehicle (E806-E807, E825-E949)	3	2	1	46.2	33.9	166.7
Diseases of the respiratory system (460-466,490-493,500-519)	1	1	-	15.4	16.9	0
Diseases of arteries and veins (440-448)	2	2	-	30.8	33.8	0
Homicides (E960-E969)	-	-	-	0	0	0
Birth injuries and other diseases peculiar to early infancy (760-779)	-	-	-	0	0	0
HARRIAGES	135	126	9	20.8	21.4	15.0
DIVORCES	4	-	-	0.6	-	-

ITEM	BRYAN					
	NUMBER			RATE OR RATIO*		
	TOTAL	WHITE	NON-WHITE	TOTAL	WHITE	NON-WHITE
POPULATION	7,100	5,100	2,000	-	-	-
LIVE BIRTHS	135	91	44	19.0	17.8	22.0
Immature births	15	6	9	111.1	65.9	204.5
Live births to unved mothers	13	1	12	96.3	11.0	272.7
FETAL DEATHS	7	5	2	31.9	34.9	45.5
DEATHS	71	49	22	1000.0	960.8	1100.0
Under 1 year	3	2	1	22.2	22.0	22.7
Under 28 days	2	2	-	14.8	22.0	0
Deaths from immaturity	-	-	-	0	0	0
Maternal deaths	-	-	-	0	0	0
LEADING CAUSES OF DEATH IN GEORGIA						
Heart disease (390-398,402,404, 410-429)	19	14	5	267.6	274.5	250.0
Cancer (140-209)	9	5	4	126.8	98.0	200.0
Cerebrovascular (430-438)	10	6	4	140.8	117.6	200.0
Motor vehicle accidents (E810-E823)	16	12	4	225.4	235.3	200.0
Influenza and pneumonia (470-474, 480-486)	4	3	1	56.3	58.8	50.0
All accidents other than motor vehicle (E806-E807, E825-E949)	-	-	-	0	0	0
Diseases of the respiratory system (460-466,490-493,500-519)	2	1	1	28.2	19.6	50.0
Diseases of arteries and veins (440-448)	-	-	-	0	0	0
Homicides (E960-E969)	2	2	-	28.2	39.2	0
Birth injuries and other diseases peculiar to early infancy (760-779)	1	1	-	14.1	19.6	0
HARRIAGES	60	52	8	8.5	10.2	4.0
DIVORCES	32	-	-	4.5	-	-

ITEM	BULLOCH					
	NUMBER			RATE OR RATIO*		
	TOTAL	WHITE	NON-WHITE	TOTAL	WHITE	NON-WHITE
POPULATION	31,400	20,200	11,200	-	-	-
LIVE BIRTHS	476	265	211	15.2	13.1	18.8
Immature births	49	20	29	102.9	75.5	137.4
Live births to unwed mothers	78	6	72	163.9	22.6	341.2
FETAL DEATHS	8	3	5	16.8	11.3	23.7
DEATHS	275	167	88	875.8	925.7	785.7
Under 1 year	18	5	13	37.8	18.9	61.6
Under 28 days	12	5	7	25.2	18.9	33.2
Deaths from immaturity	-	-	-	0	0	0
Maternal deaths	-	-	-	0	0	0
LEADING CAUSES OF DEATH IN GEORGIA						
Heart disease (390-398,402,404, 410-429)	70	55	15	222.9	272.3	133.9
Cancer (140-209)	40	24	16	127.4	118.8	142.9
Cerebrovascular (430-438)	38	29	9	121.0	143.6	80.4
Motor vehicle accidents (E810-E823)	16	10	6	51.0	49.5	53.6
Influenza and pneumonia (470-474, 480-486)	10	6	4	31.9	29.8	35.7
All accidents other than motor vehicle (E806-E807, E825-E949)	9	5	4	28.7	24.8	35.7
Diseases of the respiratory system (460-466,490-493,500-519)	8	8	-	25.3	39.6	0
Diseases of arteries and veins (440-448)	9	6	3	28.7	29.7	26.8
Homicides (E960-E969)	2	1	1	6.4	5.0	8.9
Birth injuries and other diseases peculiar to early infancy (760-779)	9	3	6	28.7	14.9	53.6
HARRIAGES	227	150	69	7.2	7.8	6.2
DIVORCES	76	---	---	2.4	---	---

ITEM	BUTTS					
	NUMBER			RATE OR RATIO*		
	TOTAL	WHITE	NON-WHITE	TOTAL	WHITE	NON-WHITE
POPULATION	10,600	6,200	4,400	-	-	-
LIVE BIRTHS	190	94	96	17.9	15.2	21.8
Immature births	10	1	9	52.6	10.6	93.8
Live births to unwed mothers	20	1	19	105.3	10.6	197.9
FETAL DEATHS	10	3	5	52.6	53.2	52.1
DEATHS	114	72	42	1075.5	1161.3	954.5
Under 1 year	5	1	4	26.3	10.6	41.7
Under 28 days	4	1	3	27.1	10.6	31.3
Deaths from immaturity	-	-	-	0	0	0
Maternal deaths	-	-	-	0	0	0
LEADING CAUSES OF DEATH IN GEORGIA						
Heart disease (390-398,402,404, 410-429)	33	19	14	311.3	306.5	318.2
Cancer (140-209)	20	14	6	188.7	225.8	136.4
Cerebrovascular (430-438)	6	3	3	36.6	48.4	68.2
Motor vehicle accidents (E810-E823)	5	4	1	47.2	64.5	22.7
Influenza and pneumonia (470-474, 480-486)	11	7	4	103.8	112.9	90.9
All accidents other than motor vehicle (E806-E807, E825-E949)	6	2	4	56.6	32.3	90.0
Diseases of the respiratory system (460-466,490-493,500-519)	3	3	-	28.3	48.4	0
Diseases of arteries and veins (440-448)	3	2	1	28.3	32.2	22.7
Homicides (E960-E969)	2	2	-	18.9	32.3	0
Birth injuries and other diseases peculiar to early infancy (760-779)	1	-	1	9.4	0	22.7
HARRIAGES	128	82	46	12.1	13.2	10.5
DIVORCES	14	---	---	1.3	---	---

ITEM	BURKE					
	NUMBER			RATE OR RATIO*		
	TOTAL	WHITE	NON-WHITE	TOTAL	WHITE	NON-WHITE
POPULATION	18,100	7,500	10,600	-	-	-
LIVE BIRTHS	374	117	257	20.7	15.6	24.2
Immature births	39	3	36	104.3	25.6	140.1
Live births to unwed mothers	120	5	115	320.9	42.7	547.5
FETAL DEATHS	9	2	7	24.1	17.1	27.2
DEATHS	231	84	147	1276.2	1120.0	1386.8
Under 1 year	7	2	5	18.7	17.1	19.5
Under 28 days	4	1	3	10.7	8.5	11.7
Deaths from immaturity	-	-	-	0	0	0
Maternal deaths	-	-	-	0	0	0
LEADING CAUSES OF DEATH IN GEORGIA						
Heart disease (390-398,402,404, 410-429)	81	33	48	447.5	440.0	452.8
Cancer (140-209)	34	15	19	187.8	200.0	179.2
Cerebrovascular (430-438)	51	11	40	281.8	146.7	377.4
Motor vehicle accidents (E810-E823)	11	7	4	60.8	93.3	37.7
Influenza and pneumonia (470-474, 480-486)	3	1	2	16.6	13.3	18.9
All accidents other than motor vehicle (E806-E807, E825-E949)	20	3	17	110.5	40.0	160.4
Diseases of the respiratory system (460-466,490-493,500-519)	4	3	1	22.1	40.0	9.4
Diseases of arteries and veins (440-448)	2	2	-	11.0	26.7	0
Homicides (E960-E969)	6	1	5	33.1	13.3	47.2
Birth injuries and other diseases peculiar to early infancy (760-779)	2	1	1	11.0	13.3	9.4
HARRIAGES	167	55	112	9.2	7.3	10.6
DIVORCES	69	---	---	3.8	---	---

ITEM	CALHOUN					
	NUMBER			RATE OR RATIO*		
	TOTAL	WHITE	NON-WHITE	TOTAL	WHITE	NON-WHITE
POPULATION	6,300	2,500	3,800	-	-	-
LIVE BIRTHS	111	33	78	17.6	13.2	20.5
Immature births	7	-	7	63.1	0	89.7
Live births to unwed mothers	24	-	24	216.2	0	307.7
FETAL DEATHS	4	3	1	36.0	90.9	12.8
DEATHS	92	40	52	1460.3	1600.0	1368.4
Under 1 year	4	2	2	36.0	60.6	25.6
Under 28 days	3	2	1	27.0	60.6	12.8
Deaths from immaturity	-	-	-	0	0	0
Maternal deaths	-	-	-	0	0	0
LEADING CAUSES OF DEATH IN GEORGIA						
Heart disease (390-398,402,404, 410-429)	29	14	15	460.3	560.0	394.7
Cancer (140-209)	9	5	4	142.9	200.0	105.3
Cerebrovascular (430-438)	24	4	20	381.0	160.0	526.3
Motor vehicle accidents (E810-E823)	1	1	-	15.9	40.0	0
Influenza and pneumonia (470-474, 480-486)	3	1	2	47.6	40.0	52.6
All accidents other than motor vehicle (E806-E807, E825-E949)	3	1	2	47.6	40.0	52.6
Diseases of the respiratory system (460-466,490-493,500-519)	2	2	-	31.7	80.0	0
Diseases of arteries and veins (440-448)	1	1	-	15.9	40.0	0
Homicides (E960-E969)	1	-	1	15.9	0	26.3
Birth injuries and other diseases peculiar to early infancy (760-779)	2	2	-	31.7	80.0	0
HARRIAGES	51	27	24	8.1	10.8	6.3
DIVORCES	5	---	---	0.8	---	---

ITEM	CAMDEN					
	NUMBER			RATE OR RATIO*		
	TOTAL	WHITE	NON-WHITE	TOTAL	WHITE	NON-WHITE
POPULATION	11,500	7,200	4,300	-	-	-
LIVE BIRTHS	232	123	109	20.2	17.1	25.3
Immature births	23	8	15	99.1	65.0	137.6
Live births to unved mothers	41	3	38	176.7	26.4	348.6
FETAL DEATHS	2	-	2	8.6	0	18.3
DEATHS	93	30	63	808.7	694.4	1000.0
Under 1 year	4	-	4	17.2	0	36.7
Under 28 days	3	-	3	12.9	0	27.5
Deaths from immaturity	-	-	-	0	0	0
Maternal deaths	-	-	-	0	0	0
LEADING CAUSES OF DEATH IN GEORGIA						
Heart disease (390-398,402,404,410-429)	23	15	8	200.0	208.3	186.0
Cancer (140-209)	10	7	3	87.0	97.2	69.8
Cerebrovascular (430-438)	12	8	4	104.3	111.1	93.0
Motor vehicle accidents (E810-E823)	7	6	1	60.9	83.3	23.3
Influenza and pneumonia (470-474,480-486)	1	-	1	8.7	0	23.3
All accidents other than motor vehicle (E806-E807, E825-E949)	11	6	5	95.7	83.3	116.3
Diseases of the respiratory system (460-466,490-493,500-519)	-	-	-	0	0	0
Diseases of arteries and veins (440-448)	2	1	1	17.4	13.9	23.3
Homicides (E960-E969)	3	1	2	26.1	13.9	46.5
Birth injuries and other diseases peculiar to early infancy (760-779)	2	-	2	17.4	0	46.5
HARRIAGES	3,339	2,844	495	290.3	395.0	115.1
DIVORCES	30	-	-	4.3	-	-

ITEM	CARROLL					
	NUMBER			RATE OR RATIO*		
	TOTAL	WHITE	NON-WHITE	TOTAL	WHITE	NON-WHITE
POPULATION	69,000	41,100	27,900	-	-	-
LIVE BIRTHS	965	728	237	19.7	17.7	30.0
Immature births	133	84	49	137.8	115.4	206.8
Live births to unved mothers	112	21	91	116.1	20.8	384.0
FETAL DEATHS	45	31	14	46.6	42.6	59.1
DEATHS	474	383	91	967.3	931.9	1151.9
Under 1 year	31	19	12	32.1	26.1	50.6
Under 28 days	22	14	8	22.8	19.2	33.8
Deaths from immaturity	2	1	1	2.1	1.4	4.2
Maternal deaths	-	-	-	0	0	0
LEADING CAUSES OF DEATH IN GEORGIA						
Heart disease (390-398,402,404,410-429)	161	140	21	328.6	340.6	265.8
Cancer (140-209)	62	54	8	126.5	131.4	101.3
Cerebrovascular (430-438)	65	50	15	132.7	121.7	189.9
Motor vehicle accidents (E810-E823)	33	26	7	67.3	63.3	88.6
Influenza and pneumonia (470-474,480-486)	13	10	3	26.6	24.3	38.0
All accidents other than motor vehicle (E806-E807, E825-E949)	15	13	2	30.6	31.6	25.3
Diseases of the respiratory system (460-466,490-493,500-519)	5	5	-	10.2	12.1	0
Diseases of arteries and veins (440-448)	13	11	2	26.3	26.8	25.4
Homicides (E960-E969)	8	5	3	16.3	12.2	38.0
Birth injuries and other diseases peculiar to early infancy (760-779)	18	11	7	36.7	26.8	88.6
HARRIAGES	552	462	90	11.3	11.2	11.4
DIVORCES	146	-	-	3.0	-	-

ITEM	CANDLER					
	NUMBER			RATE OR RATIO*		
	TOTAL	WHITE	NON-WHITE	TOTAL	WHITE	NON-WHITE
POPULATION	6,200	4,200	2,000	-	-	-
LIVE BIRTHS	97	57	40	15.6	13.6	20.0
Immature births	13	5	8	134.0	87.7	200.0
Live births to unved mothers	11	-	11	113.4	0	275.0
FETAL DEATHS	2	1	1	20.6	17.5	25.0
DEATHS	70	54	16	1129.0	1285.7	800.0
Under 1 year	3	2	1	30.9	35.1	25.0
Under 28 days	3	2	1	30.9	35.1	25.0
Deaths from immaturity	-	-	-	0	0	0
Maternal deaths	-	-	-	0	0	0
LEADING CAUSES OF DEATH IN GEORGIA						
Heart disease (390-398,402,404,410-429)	26	20	6	419.4	476.2	300.0
Cancer (140-209)	9	8	1	145.2	190.5	50.0
Cerebrovascular (430-438)	15	12	3	241.9	285.7	150.0
Motor vehicle accidents (E810-E823)	2	1	1	32.3	23.8	50.0
Influenza and pneumonia (470-474,480-486)	5	4	1	80.6	95.2	50.0
All accidents other than motor vehicle (E806-E807, E825-E949)	2	1	1	32.3	23.8	50.0
Diseases of the respiratory system (460-466,490-493,500-519)	1	1	-	16.1	23.8	0
Diseases of arteries and veins (440-448)	2	1	1	32.3	23.8	50.0
Homicides (E960-E969)	-	-	-	0	0	0
Birth injuries and other diseases peculiar to early infancy (760-779)	3	2	1	48.4	47.6	50.0
HARRIAGES	78	54	24	12.6	12.9	12.0
DIVORCES	13	-	-	2.1	-	-

ITEM	CATOOSA					
	NUMBER			RATE OR RATIO*		
	TOTAL	WHITE	NON-WHITE	TOTAL	WHITE	NON-WHITE
POPULATION	29,800	29,300	500	-	-	-
LIVE BIRTHS	519	510	9	17.4	17.4	18.0
Immature births	43	39	4	82.9	76.5	444.4
Live births to unved mothers	20	19	1	30.5	37.3	111.1
FETAL DEATHS	8	8	-	15.4	15.7	0
DEATHS	210	206	4	704.7	703.1	800.0
Under 1 year	7	6	1	13.5	11.8	111.1
Under 28 days	3	2	1	5.8	3.9	111.1
Deaths from immaturity	2	2	-	3.9	3.9	0
Maternal deaths	-	-	-	0	0	0
LEADING CAUSES OF DEATH IN GEORGIA						
Heart disease (390-398,402,404,410-429)	86	84	2	288.6	286.7	400.0
Cancer (140-209)	34	34	-	114.1	116.0	0
Cerebrovascular (430-438)	29	28	1	97.3	95.6	200.0
Motor vehicle accidents (E810-E823)	7	7	-	23.5	23.9	0
Influenza and pneumonia (470-474,480-486)	10	10	-	33.6	34.1	0
All accidents other than motor vehicle (E806-E807, E825-E949)	7	7	-	23.5	23.9	0
Diseases of the respiratory system (460-466,490-493,500-519)	3	3	-	10.1	10.2	0
Diseases of arteries and veins (440-448)	5	5	-	16.8	17.1	0
Homicides (E960-E969)	3	3	-	10.1	10.2	0
Birth injuries and other diseases peculiar to early infancy (760-779)	3	2	1	10.1	6.8	200.0
HARRIAGES	3,496	3,194	302	124.0	109.0	1004.0
DIVORCES	126	-	-	4.2	-	-

ITEM	CHARLTON					
	NUMBER			RATE OR RATIO*		
	TOTAL	WHITE	NON-WHITE	TOTAL	WHITE	NON-WHITE
POPULATION	3,900	3,900	2,000	-	-	-
LIVE BIRTHS	133	69	64	23.9	17.7	42.0
Immature births	10	5	5	65.4	72.5	59.5
Live births to unwed mothers	32	4	28	209.2	58.0	333.3
FETAL DEATHS	3	1	2	19.6	14.5	23.8
DEATHS	59	34	15	830.5	871.8	750.0
Under 1 year	3	3	2	32.7	43.5	23.8
Under 28 days	4	3	1	26.1	43.5	11.9
Deaths from immaturity	1	1	-	6.5	14.5	0
Maternal deaths	-	-	-	0	0	0
LEADING CAUSES OF DEATH IN GEORGIA						
Heart disease (390-398,402,404, 410-429)	16	11	5	271.2	282.1	250.0
Cancer (140-209)	9	6	3	152.5	153.8	150.0
Cerebrovascular (430-438)	3	2	1	50.8	51.3	50.0
Motor vehicle accidents (E810-E823)	1	-	1	16.9	0	50.0
Influenza and pneumonia (470-474, 480-486)	1	1	-	16.9	25.6	0
All accidents other than motor vehicle (E806-E807, E825-E949)	-	-	-	0	0	0
Diseases of the respiratory system (460-466,490-493,500-519)	2	1	1	33.9	25.6	50.0
Diseases of arteries and veins (440-448)	-	-	-	0	0	0
Homicides (E960-E969)	1	-	1	16.9	0	50.0
Birth injuries and other diseases peculiar to early infancy (760-779)	3	3	-	50.8	76.9	0
MARRIAGES	2,837	2,317	520	480.8	594.1	260.0
DIVORCES	16	-	-	2.7	-	-

ITEM	CHATHAM					
	NUMBER			RATE OR RATIO*		
	TOTAL	WHITE	NON-WHITE	TOTAL	WHITE	NON-WHITE
POPULATION	3,900	4,400	1,100	-	-	-
LIVE BIRTHS	37	41	16	10.4	9.3	14.3
Immature births	6	3	3	105.3	73.2	187.3
Live births to unwed mothers	7	2	5	122.6	46.8	312.3
FETAL DEATHS	2	1	1	33.1	24.4	62.5
DEATHS	11	6	5	200.0	136.4	456.3
Under 1 year	-	-	-	0	0	0
Under 28 days	-	-	-	0	0	0
Deaths from immaturity	-	-	-	0	0	0
Maternal deaths	-	-	-	0	0	0
LEADING CAUSES OF DEATH IN GEORGIA						
Heart disease (390-398,402,404, 410-429)	5	2	3	90.9	43.3	272.7
Cancer (140-209)	1	-	1	18.2	0	90.9
Cerebrovascular (430-438)	1	1	-	18.2	22.7	0
Motor vehicle accidents (E810-E823)	2	1	1	35.4	22.7	90.0
Influenza and pneumonia (470-474, 480-486)	-	-	-	0	0	0
All accidents other than motor vehicle (E806-E807, E825-E949)	-	-	-	0	0	0
Diseases of the respiratory system (460-466,490-493,500-519)	-	-	-	0	0	0
Diseases of arteries and veins (440-448)	-	-	-	0	0	0
Homicides (E960-E969)	-	-	-	0	0	0
Birth injuries and other diseases peculiar to early infancy (760-779)	-	-	-	0	0	0
MARRIAGES	40	33	7	7.3	7.5	6.4
DIVORCES	14	-	-	2.5	-	-

ITEM	CHATHAM					
	NUMBER			RATE OR RATIO*		
	TOTAL	WHITE	NON-WHITE	TOTAL	WHITE	NON-WHITE
POPULATION	177,700	116,800	60,900	-	-	-
LIVE BIRTHS	3,398	1,933	1,465	19.1	16.5	24.1
Immature births	293	111	182	86.2	57.4	124.2
Live births to unwed mothers	709	165	564	208.7	75.0	385.0
FETAL DEATHS	281	170	111	82.7	67.9	75.8
DEATHS	1,930	1,124	806	1086.1	962.3	1323.5
Under 1 year	77	35	42	22.7	18.1	28.7
Under 28 days	59	30	29	17.4	15.5	19.8
Deaths from immaturity	6	2	4	1.8	1.0	2.7
Maternal deaths	1	-	1	2.9	0	6.8
LEADING CAUSES OF DEATH IN GEORGIA						
Heart disease (390-398,402,404, 410-429)	663	443	220	373.1	379.3	361.2
Cancer (140-209)	319	185	134	179.5	158.4	220.0
Cerebrovascular (430-438)	259	124	135	145.8	106.2	221.7
Motor vehicle accidents (E810-E823)	64	38	26	36.0	32.5	62.7
Influenza and pneumonia (470-474, 480-486)	62	28	34	34.9	24.0	55.8
All accidents other than motor vehicle (E806-E807, E825-E949)	62	35	27	34.9	30.0	44.3
Diseases of the respiratory system (460-466,490-493,500-519)	46	39	7	25.9	33.4	11.5
Diseases of arteries and veins (440-448)	62	29	33	34.9	24.9	54.2
Homicides (E960-E969)	38	15	23	21.4	12.8	37.8
Birth injuries and other diseases peculiar to early infancy (760-779)	63	39	24	24.2	16.2	39.4
MARRIAGES	1,574	1,057	517	8.9	9.0	8.5
DIVORCES	1,231	-	-	6.9	-	-

ITEM	CHATTOOGA					
	NUMBER			RATE OR RATIO*		
	TOTAL	WHITE	NON-WHITE	TOTAL	WHITE	NON-WHITE
POPULATION	20,900	18,000	2,100	-	-	-
LIVE BIRTHS	353	301	92	16.9	16.0	24.8
Immature births	35	27	8	99.2	89.7	153.8
Live births to unwed mothers	27	7	20	76.5	23.3	384.6
FETAL DEATHS	10	10	-	28.3	33.2	0
DEATHS	223	201	22	1067.0	1059.1	1047.6
Under 1 year	5	5	0	14.2	16.6	0
Under 28 days	4	4	-	11.3	13.3	0
Deaths from immaturity	1	1	-	2.8	3.3	0
Maternal deaths	-	-	-	0	0	0
LEADING CAUSES OF DEATH IN GEORGIA						
Heart disease (390-398,402,404, 410-429)	78	72	6	373.2	383.0	285.7
Cancer (140-209)	31	28	3	148.3	148.9	142.9
Cerebrovascular (430-438)	22	19	3	105.3	101.1	142.9
Motor vehicle accidents (E810-E823)	12	11	1	57.4	38.5	47.6
Influenza and pneumonia (470-474, 480-486)	15	15	-	71.8	79.8	0
All accidents other than motor vehicle (E806-E807, E825-E949)	11	7	4	52.6	37.2	190.3
Diseases of the respiratory system (460-466,490-493,500-519)	7	7	-	33.3	37.3	0
Diseases of arteries and veins (440-448)	4	3	1	19.2	15.9	47.6
Homicides (E960-E969)	1	1	-	4.8	5.3	0
Birth injuries and other diseases peculiar to early infancy (760-779)	2	2	-	9.6	10.6	0
MARRIAGES	197	170	19	9.4	9.3	9.0
DIVORCES	119	-	-	5.3	-	-

ITEM	CLAY					
	NUMBER			RATE OR RATIO*		
	TOTAL	WHITE	NON-WHITE	TOTAL	WHITE	NON-WHITE
POPULATION	3,700	1,400	2,300	-	-	-
LIVE BIRTHS	60	13	47	16.2	9.3	20.4
Immature births	7	-	7	116.7	0	148.9
Live births to unved mothers	13	-	13	216.7	0	276.6
FETAL DEATHS	-	-	-	0	0	0
DEATHS	46	17	29	1243.2	1214.3	1260.9
Under 1 year	3	-	3	50.0	0	63.8
Under 28 days	2	-	2	33.3	0	42.6
Deaths from immaturity	-	-	-	0	0	0
Maternal deaths	-	-	-	0	0	0
LEADING CAUSES OF DEATH IN GEORGIA						
Heart disease (390-398,402,404, 410-429)	13	8	7	405.4	571.4	304.3
Cancer (140-209)	4	1	3	108.1	71.4	130.4
Cerebrovascular (430-438)	13	6	9	405.4	428.6	391.3
Motor vehicle accidents (E810-E823)	1	1	-	27.0	71.4	0
Influenza and pneumonia (470-474, 480-486)	3	-	3	81.1	0	130.3
All accidents other than motor vehicle (E806-E807, E825-E949)	1	-	1	27.0	0	43.5
Diseases of the respiratory system (460-466,490-493,500-519)	1	1	-	27.0	71.4	0
Diseases of arteries and veins (440-448)	-	-	-	0	0	0
Homicides (E960-E969)	-	-	-	0	0	0
Birth injuries and other diseases peculiar to early infancy (760-779)	-	-	-	0	0	0
HARRIAGES	63	24	39	17.0	17.1	17.0
DIVORCES	1	-	-	0.3	-	-

ITEM	CHEROKEE					
	NUMBER			RATE OR RATIO*		
	TOTAL	WHITE	NON-WHITE	TOTAL	WHITE	NON-WHITE
POPULATION	34,680	33,100	1,580	-	-	-
LIVE BIRTHS	670	645	25	19.4	19.5	16.7
Immature births	43	41	2	64.2	62.6	80.0
Live births to unved mothers	23	15	8	34.3	23.3	320.0
FETAL DEATHS	13	11	4	22.4	17.1	160.0
DEATHS	235	223	12	679.2	673.7	800.0
Under 1 year	7	3	2	10.4	7.8	80.0
Under 28 days	6	4	2	9.0	6.2	80.0
Deaths from immaturity	-	-	-	0	0	0
Maternal deaths	-	-	-	0	0	0
LEADING CAUSES OF DEATH IN GEORGIA						
Heart disease (390-398,402,404, 410-429)	71	70	1	205.2	211.5	66.7
Cancer (140-209)	40	40	-	113.6	120.8	0
Cerebrovascular (430-438)	32	28	4	92.3	84.6	266.7
Motor vehicle accidents (E810-E823)	14	11	3	40.3	33.2	200.0
Influenza and pneumonia (470-474, 480-486)	11	10	1	31.8	30.2	66.7
All accidents other than motor vehicle (E806-E807, E825-E949)	9	9	-	26.0	27.2	0
Diseases of the respiratory system (460-466,490-493,500-519)	10	10	-	29.0	30.2	0
Diseases of arteries and veins (440-448)	10	10	-	29.0	30.2	0
Homicides (E960-E969)	1	1	-	2.9	3.0	0
Birth injuries and other diseases peculiar to early infancy (760-779)	6	4	2	17.4	12.1	133.3
HARRIAGES	259	254	5	7.5	7.7	3.3
DIVORCES	110	-	-	3.2	-	-

ITEM	CLAYTON					
	NUMBER			RATE OR RATIO*		
	TOTAL	WHITE	NON-WHITE	TOTAL	WHITE	NON-WHITE
POPULATION	109,400	104,800	4,600	-	-	-
LIVE BIRTHS	2,289	2,182	107	20.9	20.8	23.3
Immature births	117	110	7	51.1	50.4	65.4
Live births to unved mothers	64	33	31	28.0	15.1	289.7
FETAL DEATHS	207	197	10	90.4	90.3	93.5
DEATHS	542	487	55	495.4	464.7	1195.7
Under 1 year	35	29	6	15.3	13.3	56.1
Under 28 days	27	23	4	11.8	10.5	37.4
Deaths from immaturity	-	-	-	0	0	0
Maternal deaths	-	-	-	0	0	0
LEADING CAUSES OF DEATH IN GEORGIA						
Heart disease (390-398,402,404, 410-429)	162	130	12	148.1	143.1	260.9
Cancer (140-209)	72	64	8	65.8	61.1	173.9
Cerebrovascular (430-438)	70	61	9	64.0	58.2	195.7
Motor vehicle accidents (E810-E823)	33	31	2	30.2	29.6	43.5
Influenza and pneumonia (470-474, 480-486)	18	16	2	16.4	15.3	43.4
All accidents other than motor vehicle (E806-E807, E825-E949)	26	23	3	23.8	21.9	65.2
Diseases of the respiratory system (460-466,490-493,500-519)	16	16	-	14.6	15.2	0
Diseases of arteries and veins (440-448)	16	13	3	14.6	12.4	65.2
Homicides (E960-E969)	6	5	1	5.5	4.8	21.7
Birth injuries and other diseases peculiar to early infancy (760-779)	21	17	4	19.2	16.2	87.0
HARRIAGES	1,386	1,334	52	12.7	12.7	11.3
DIVORCES	420	-	-	3.8	-	-

ITEM	CLARKE					
	NUMBER			RATE OR RATIO*		
	TOTAL	WHITE	NON-WHITE	TOTAL	WHITE	NON-WHITE
POPULATION	66,900	33,900	13,000	-	-	-
LIVE BIRTHS	1,126	774	352	16.8	14.4	27.1
Immature births	90	43	47	79.9	55.6	133.5
Live births to unved mothers	101	17	84	89.7	22.0	238.6
FETAL DEATHS	28	21	7	24.9	27.1	19.9
DEATHS	450	297	153	672.6	551.0	1176.9
Under 1 year	12	6	6	10.7	7.8	17.0
Under 28 days	9	5	4	8.0	6.5	11.4
Deaths from immaturity	3	2	1	2.7	2.6	2.8
Maternal deaths	-	-	-	0	0	0
LEADING CAUSES OF DEATH IN GEORGIA						
Heart disease (390-398,402,404, 410-429)	121	89	32	180.9	165.1	246.2
Cancer (140-209)	77	57	20	115.1	105.8	153.8
Cerebrovascular (430-438)	73	48	25	109.1	89.1	192.3
Motor vehicle accidents (E810-E823)	17	14	3	25.4	26.0	23.1
Influenza and pneumonia (470-474, 480-486)	8	5	3	12.0	9.3	23.1
All accidents other than motor vehicle (E806-E807, E825-E949)	17	10	7	25.4	18.6	53.8
Diseases of the respiratory system (460-466,490-493,500-519)	8	7	1	12.0	13.0	7.7
Diseases of arteries and veins (440-448)	10	7	3	15.0	13.0	23.1
Homicides (E960-E969)	12	3	9	17.9	5.6	69.2
Birth injuries and other diseases peculiar to early infancy (760-779)	9	5	4	13.5	9.3	30.8
HARRIAGES	731	339	192	10.9	10.0	14.8
DIVORCES	-	-	-	0	-	-

ITEM	CLINCH					
	NUMBER			RATE OR RATIO*		
	TOTAL	WHITE	NON-WHITE	TOTAL	WHITE	NON-WHITE
POPULATION	6,400	4,500	1,900	-	-	-
LIVE BIRTHS	157	94	63	24.5	20.9	31.2
Immature births	22	9	13	140.1	95.7	206.3
Live births to unved mothers	20	2	18	127.4	21.3	285.7
FETAL DEATHS	6	5	1	38.2	53.2	15.9
DEATHS	53	42	11	828.1	933.3	578.5
Under 1 year	7	4	3	44.6	42.6	47.6
Under 28 days	4	3	1	25.5	31.9	15.9
Deaths from immaturity	2	1	1	12.7	10.6	15.9
Maternal deaths	-	-	-	0	0	0
LEADING CAUSES OF DEATH IN GEORGIA						
Heart disease (390-398,402,404, 410-429)	15	13	2	234.4	288.9	105.3
Cancer (140-209)	10	9	1	156.3	200.0	52.6
Cerebrovascular (430-438)	9	8	1	140.6	177.8	52.6
Motor vehicle accidents (E810-E823)	5	3	2	78.1	66.7	105.3
Influenza and pneumonia (470-474, 480-486)	3	-	3	46.9	0	157.9
All accidents other than motor vehicle (E806-E807, E825-E949)	4	3	1	62.5	66.7	52.6
Diseases of the respiratory system (460-466,490-493,500-519)	-	-	-	0	0	0
Diseases of arteries and veins (440-448)	2	2	-	31.2	44.4	0
Homicides (E960-E969)	-	-	-	0	0	0
Birth injuries and other diseases peculiar to early infancy (760-779)	3	2	1	46.9	44.4	52.6
HARRIAGES	77	54	23	12.0	12.0	12.1
DIVORCES	29	-	-	4.5	-	-

ITEM	COFFE					
	NUMBER			RATE OR RATIO*		
	TOTAL	WHITE	NON-WHITE	TOTAL	WHITE	NON-WHITE
POPULATION	23,500	17,500	6,000	-	-	-
LIVE BIRTHS	398	228	170	16.9	13.0	28.3
Immature births	38	16	22	92.5	70.2	129.4
Live births to unved mothers	65	10	55	163.3	43.9	323.3
FETAL DEATHS	10	11	7	45.2	48.2	61.2
DEATHS	246	186	60	1046.8	1067.9	1000.0
Under 1 year	12	6	6	30.2	26.3	35.3
Under 28 days	6	3	4	15.1	8.0	23.5
Deaths from immaturity	1	-	1	2.5	0	3.9
Maternal deaths	2	-	2	50.3	0	117.6
LEADING CAUSES OF DEATH IN GEORGIA						
Heart disease (390-398,402,404, 410-429)	92	73	19	391.3	417.1	316.7
Cancer (140-209)	24	22	2	102.1	125.7	33.3
Cerebrovascular (430-438)	57	44	13	242.6	251.4	216.7
Motor vehicle accidents (E810-E823)	12	8	4	51.1	45.7	66.7
Influenza and pneumonia (470-474, 480-486)	9	6	3	38.3	34.3	50.0
All accidents other than motor vehicle (E806-E807, E825-E949)	7	5	2	29.8	28.6	33.3
Diseases of the respiratory system (460-466,490-493,500-519)	-	-	-	0	0	0
Diseases of arteries and veins (440-448)	3	2	1	12.8	11.4	16.7
Homicides (E960-E969)	5	2	3	21.3	11.4	50.0
Birth injuries and other diseases peculiar to early infancy (760-779)	4	1	3	17.0	5.7	50.0
HARRIAGES	315	244	71	13.4	13.9	11.8
DIVORCES	113	-	-	4.8	-	-

ITEM	COBB					
	NUMBER			RATE OR RATIO*		
	TOTAL	WHITE	NON-WHITE	TOTAL	WHITE	NON-WHITE
POPULATION	208,600	200,200	8,400	-	-	-
LIVE BIRTHS	3,769	3,547	222	18.1	17.7	26.4
Immature births	271	247	24	71.9	69.6	108.1
Live births to unved mothers	125	76	49	33.2	21.4	220.7
FETAL DEATHS	174	161	13	46.2	45.4	58.6
DEATHS	1,264	1,166	98	605.9	582.4	1166.7
Under 1 year	57	49	8	15.1	13.8	36.0
Under 28 days	41	35	6	10.9	9.9	27.0
Deaths from immaturity	4	4	-	1.1	1.1	0
Maternal deaths	-	-	-	0	0	0
LEADING CAUSES OF DEATH IN GEORGIA						
Heart disease (390-398,402,404, 410-429)	394	364	30	188.9	181.8	357.1
Cancer (140-209)	205	195	11	98.8	97.4	131.0
Cerebrovascular (430-438)	168	152	16	80.5	75.9	190.5
Motor vehicle accidents (E810-E823)	68	65	3	32.6	32.5	35.7
Influenza and pneumonia (470-474, 480-486)	51	46	5	24.4	23.0	59.5
All accidents other than motor vehicle (E806-E807, E825-E949)	30	27	3	14.4	13.5	35.7
Diseases of the respiratory system (460-466,490-493,500-519)	36	33	3	17.3	16.5	35.7
Diseases of arteries and veins (440-448)	30	29	1	14.4	14.5	11.9
Homicides (E960-E969)	15	10	5	7.2	5.0	59.5
Birth injuries and other diseases peculiar to early infancy (760-779)	32	27	5	15.3	13.5	59.5
HARRIAGES	2,468	2,354	114	11.8	11.8	13.6
DIVORCES	1,303	-	-	7.2	-	-

ITEM	COLQUITT					
	NUMBER			RATE OR RATIO*		
	TOTAL	WHITE	NON-WHITE	TOTAL	WHITE	NON-WHITE
POPULATION	32,500	25,000	7,500	-	-	-
LIVE BIRTHS	647	401	246	19.9	16.0	32.8
Immature births	55	23	32	85.0	57.4	130.1
Live births to unved mothers	89	11	78	137.6	27.4	317.1
FETAL DEATHS	30	10	20	46.4	24.9	81.3
DEATHS	380	282	98	1169.2	1128.0	1306.7
Under 1 year	17	9	8	26.3	22.4	32.5
Under 28 days	12	7	5	18.5	17.3	20.3
Deaths from immaturity	2	1	1	3.1	2.5	4.1
Maternal deaths	-	-	-	0	0	0
LEADING CAUSES OF DEATH IN GEORGIA						
Heart disease (390-398,402,404, 410-429)	133	106	27	409.2	424.0	360.0
Cancer (140-209)	44	30	14	135.4	120.0	186.7
Cerebrovascular (430-438)	52	41	11	160.0	164.0	166.7
Motor vehicle accidents (E810-E823)	16	10	6	49.2	40.0	80.0
Influenza and pneumonia (470-474, 480-486)	32	21	11	98.5	84.0	146.6
All accidents other than motor vehicle (E806-E807, E825-E949)	17	15	2	52.3	60.0	26.7
Diseases of the respiratory system (460-466,490-493,500-519)	13	8	5	40.0	32.0	66.7
Diseases of arteries and veins (440-448)	14	11	3	43.1	44.0	40.0
Homicides (E960-E969)	1	-	1	3.1	0	13.3
Birth injuries and other diseases peculiar to early infancy (760-779)	9	3	4	27.7	20.0	53.4
HARRIAGES	386	313	73	11.9	12.5	9.7
DIVORCES	156	-	-	4.8	-	-

ITEM	COLUMBIA					
	NUMBER			RATE OR RATIO*		
	TOTAL	WHITE	NON-WHITE	TOTAL	WHITE	NON-WHITE
POPULATION	22,700	18,100	4,600	-	-	-
LIVE BIRTHS	560	438	122	24.7	24.2	26.5
Immature births	43	30	13	80.4	68.5	123.0
Live births to unved mothers	50	15	35	89.3	34.2	286.9
FETAL DEATHS	27	21	6	48.2	47.9	49.2
DEATHS	154	115	39	678.4	633.4	847.8
Under 1 year	2	2	-	3.6	4.6	0
Under 28 days	1	1	-	1.8	2.3	0
Deaths from immaturity	-	-	-	0	0	0
Maternal deaths	-	-	-	0	0	0
LEADING CAUSES OF DEATH IN GEORGIA						
Heart disease (390-398,402,404,410-429)	62	45	17	273.1	240.6	369.6
Cancer (140-209)	25	23	2	110.1	127.1	43.5
Cerebrovascular (430-438)	14	6	8	61.7	33.1	173.9
Motor vehicle accidents (E810-E823)	10	9	1	44.1	49.7	21.7
Influenza and pneumonia (470-474,480-486)	2	2	1	8.8	5.5	21.7
All accidents other than motor vehicle (E806-E807, E825-E949)	7	5	2	30.8	27.6	43.5
Diseases of the respiratory system (460-466,490-493,500-519)	3	2	1	13.2	11.0	21.7
Diseases of arteries and veins (440-448)	-	-	-	0	0	0
Homicides (E960-E969)	2	2	-	8.8	11.0	0
Birth injuries and other diseases peculiar to early infancy (760-779)	1	1	-	4.4	5.5	0
HARRIAGES	124	100	24	5.5	5.5	5.2
DIVORCES	130	-	-	5.7	-	-

ITEM	COMETA					
	NUMBER			RATE OR RATIO*		
	TOTAL	WHITE	NON-WHITE	TOTAL	WHITE	NON-WHITE
POPULATION	34,800	24,000	10,800	-	-	-
LIVE BIRTHS	650	377	273	18.7	15.7	25.3
Immature births	63	28	40	104.6	74.3	146.5
Live births to unved mothers	91	11	80	140.0	29.2	293.0
FETAL DEATHS	32	14	18	49.2	37.1	65.9
DEATHS	359	243	116	1031.6	1012.3	1074.1
Under 1 year	14	2	12	21.5	3.3	44.0
Under 28 days	5	1	4	7.7	2.7	14.7
Deaths from immaturity	-	-	-	0	0	0
Maternal deaths	-	-	-	0	0	0
LEADING CAUSES OF DEATH IN GEORGIA						
Heart disease (390-398,402,404,410-429)	113	95	18	324.7	395.8	166.7
Cancer (140-209)	46	36	10	132.2	150.0	92.6
Cerebrovascular (430-438)	50	33	17	143.7	137.5	157.4
Motor vehicle accidents (E810-E823)	12	9	3	34.3	37.5	27.8
Influenza and pneumonia (470-474,480-486)	14	8	6	40.2	34.4	55.6
All accidents other than motor vehicle (E806-E807, E825-E949)	8	3	5	23.0	12.5	46.3
Diseases of the respiratory system (460-466,490-493,500-519)	14	12	2	40.3	30.0	18.5
Diseases of arteries and veins (440-448)	7	3	4	20.1	12.5	37.0
Homicides (E960-E969)	9	6	3	25.9	25.0	27.8
Birth injuries and other diseases peculiar to early infancy (760-779)	5	1	4	14.4	4.2	37.1
HARRIAGES	407	281	126	11.7	11.7	11.7
DIVORCES	127	-	-	3.6	-	-

ITEM	COOK					
	NUMBER			RATE OR RATIO*		
	TOTAL	WHITE	NON-WHITE	TOTAL	WHITE	NON-WHITE
POPULATION	12,100	8,300	3,800	-	-	-
LIVE BIRTHS	275	173	102	22.7	20.8	26.8
Immature births	15	8	7	54.5	46.2	68.6
Live births to unved mothers	33	4	29	120.0	23.1	284.3
FETAL DEATHS	7	4	3	25.5	23.1	29.4
DEATHS	146	114	32	1206.6	1373.5	842.1
Under 1 year	5	4	1	18.2	23.1	9.8
Under 28 days	3	2	1	10.9	11.6	9.8
Deaths from immaturity	2	1	1	7.3	5.8	9.8
Maternal deaths	-	-	-	0	0	0
LEADING CAUSES OF DEATH IN GEORGIA						
Heart disease (390-398,402,404,410-429)	48	37	11	396.7	445.8	289.5
Cancer (140-209)	18	16	2	148.8	192.8	52.6
Cerebrovascular (430-438)	22	18	4	181.8	216.9	105.3
Motor vehicle accidents (E810-E823)	14	11	3	115.7	132.5	78.9
Influenza and pneumonia (470-474,480-486)	3	2	1	24.8	24.0	26.3
All accidents other than motor vehicle (E806-E807, E825-E949)	6	2	4	49.6	24.1	105.3
Diseases of the respiratory system (460-466,490-493,500-519)	3	3	-	24.8	36.1	0
Diseases of arteries and veins (440-448)	7	5	2	57.9	60.2	52.6
Homicides (E960-E969)	1	1	-	8.3	12.0	0
Birth injuries and other diseases peculiar to early infancy (760-779)	3	2	1	24.8	24.0	26.3
HARRIAGES	170	130	40	14.0	15.7	10.5
DIVORCES	47	-	-	3.9	-	-

ITEM	CRAWFORD					
	NUMBER			RATE OR RATIO*		
	TOTAL	WHITE	NON-WHITE	TOTAL	WHITE	NON-WHITE
POPULATION	5,900	2,900	3,000	-	-	-
LIVE BIRTHS	90	33	57	15.3	11.4	19.0
Immature births	9	2	7	100.0	60.6	122.8
Live births to unved mothers	17	-	17	188.9	0	298.2
FETAL DEATHS	3	-	3	33.3	0	52.6
DEATHS	60	31	29	1016.9	1069.0	966.7
Under 1 year	5	-	5	55.6	0	87.7
Under 28 days	2	-	2	22.2	0	35.1
Deaths from immaturity	-	-	-	0	0	0
Maternal deaths	-	-	-	0	0	0
LEADING CAUSES OF DEATH IN GEORGIA						
Heart disease (390-398,402,404,410-429)	28	17	11	474.6	586.2	366.7
Cancer (140-209)	6	5	1	101.7	172.4	33.3
Cerebrovascular (430-438)	7	2	5	118.6	69.0	166.7
Motor vehicle accidents (E810-E823)	2	-	2	35.9	0	66.7
Influenza and pneumonia (470-474,480-486)	5	1	4	84.7	34.5	133.3
All accidents other than motor vehicle (E806-E807, E825-E949)	2	1	1	33.9	34.5	33.3
Diseases of the respiratory system (460-466,490-493,500-519)	-	-	-	0	0	0
Diseases of arteries and veins (440-448)	-	-	-	0	0	0
Homicides (E960-E969)	2	1	1	33.9	34.5	33.3
Birth injuries and other diseases peculiar to early infancy (760-779)	1	-	1	16.9	0	33.3
HARRIAGES	51	24	27	8.6	8.3	9.0
DIVORCES	1	-	-	0.2	-	-

ITEM	CRISP					
	NUMBER			RATE OR RATIO*		
	TOTAL	WHITE	NON-WHITE	TOTAL	WHITE	NON-WHITE
POPULATION	18,400	11,100	7,300	-	-	-
LIVE BIRTHS	412	198	214	22.4	17.8	29.3
Immature births	32	5	27	17.7	25.3	126.2
Live births to unwed mothers	110	5	105	267.0	25.3	490.7
FETAL DEATHS	11	4	7	26.7	20.2	32.7
DEATHS	215	115	100	1168.5	1036.0	1369.9
Under 1 year	12	4	8	29.1	20.2	37.4
Under 28 days	10	3	7	24.3	15.2	32.7
Deaths from immaturity	2	-	2	4.9	0	9.3
Maternal deaths	-	-	-	0	0	0
LEADING CAUSES OF DEATH IN GEORGIA						
Heart disease (390-398,402,404, 410-429)	68	40	28	369.6	360.4	383.6
Cancer (140-209)	23	13	8	125.0	135.1	109.6
Cerebrovascular (430-438)	43	18	25	233.7	162.2	342.5
Motor vehicle accidents (E810-E823)	9	6	3	48.9	34.1	41.1
Influenza and pneumonia (470-474, 480-486)	11	4	7	59.8	36.0	95.9
All accidents other than motor vehicle (E806-E807, E825-E949)	8	7	1	43.5	63.1	13.7
Diseases of the respiratory system (460-466,490-493,500-519)	1	1	-	5.4	9.0	0
Diseases of arteries and veins (440-448)	6	4	2	32.6	36.0	27.4
Homicides (E960-E969)	7	4	3	38.0	36.0	41.1
Birth injuries and other diseases peculiar to early infancy (760-779)	8	2	6	43.5	18.0	82.2
MARRIAGES	204	132	72	11.1	11.9	9.0
DIVORCES	68	-	-	3.7	-	-

ITEM	DANSON					
	NUMBER			RATE OR RATIO*		
	TOTAL	WHITE	NON-WHITE	TOTAL	WHITE	NON-WHITE
POPULATION	3,800	3,800	0	-	-	-
LIVE BIRTHS	55	55	-	16.3	14.3	...
Immature births	7	7	-	127.3	127.3	...
Live births to unwed mothers	6	6	-	109.1	109.1	...
FETAL DEATHS	2	2	-	36.4	36.4	...
DEATHS	42	41	1	1105.3	1078.9	...
Under 1 year	-	-	-	0	0	...
Under 28 days	-	-	-	0	0	...
Deaths from immaturity	-	-	-	0	0	...
Maternal deaths	-	-	-	0	0	...
LEADING CAUSES OF DEATH IN GEORGIA						
Heart disease (390-398,402,404, 410-429)	13	13	-	342.1	342.1	...
Cancer (140-209)	7	7	-	184.2	184.2	...
Cerebrovascular (430-438)	4	4	-	105.3	105.3	...
Motor vehicle accidents (E810-E823)	4	3	1	105.3	78.9	...
Influenza and pneumonia (470-474, 480-486)	3	3	-	78.9	78.9	...
All accidents other than motor vehicle (E806-E807, E825-E949)	1	1	-	26.3	26.3	...
Diseases of the respiratory system (460-466,490-493,500-519)	-	-	-	0	0	...
Diseases of arteries and veins (440-448)	1	1	-	26.3	26.3	...
Homicides (E960-E969)	-	-	-	0	0	...
Birth injuries and other diseases peculiar to early infancy (760-779)	-	-	-	0	0	...
MARRIAGES	34	34	-	8.9	8.9	...
DIVORCES	18	-	-	4.7	-	-

ITEM	DADE					
	NUMBER			RATE OR RATIO*		
	TOTAL	WHITE	NON-WHITE	TOTAL	WHITE	NON-WHITE
POPULATION	10,300	10,000	300	-	-	-
LIVE BIRTHS	206	201	5	20.0	20.1	16.7
Immature births	24	22	2	116.5	109.5	400.0
Live births to unwed mothers	8	6	2	38.8	29.9	400.0
FETAL DEATHS	4	4	-	19.4	19.9	0
DEATHS	74	73	1	718.4	730.0	333.3
Under 1 year	3	3	-	14.6	14.9	0
Under 28 days	2	2	-	9.7	10.0	0
Deaths from immaturity	-	-	-	0	0	0
Maternal deaths	-	-	-	0	0	0
LEADING CAUSES OF DEATH IN GEORGIA						
Heart disease (390-398,402,404, 410-429)	21	21	-	203.9	210.0	0
Cancer (140-209)	17	17	-	165.0	170.0	0
Cerebrovascular (430-438)	7	7	-	68.0	70.0	0
Motor vehicle accidents (E810-E823)	5	5	-	48.5	50.0	0
Influenza and pneumonia (470-474, 480-486)	4	4	-	38.8	40.0	0
All accidents other than motor vehicle (E806-E807, E825-E949)	2	2	-	19.4	20.0	0
Diseases of the respiratory system (460-466,490-493,500-519)	2	2	-	19.4	20.0	0
Diseases of arteries and veins (440-448)	-	-	-	0	0	0
Homicides (E960-E969)	2	2	-	19.4	20.0	0
Birth injuries and other diseases peculiar to early infancy (760-779)	-	-	-	0	0	0
MARRIAGES	2,269	2,201	66	220.3	220.1	220.0
DIVORCES	44	-	-	4.3	-	-

ITEM	DECATUR					
	NUMBER			RATE OR RATIO*		
	TOTAL	WHITE	NON-WHITE	TOTAL	WHITE	NON-WHITE
POPULATION	21,300	12,400	8,900	-	-	-
LIVE BIRTHS	463	216	247	21.7	17.4	27.8
Immature births	40	11	29	86.4	50.9	117.4
Live births to unwed mothers	89	5	84	192.2	23.1	340.1
FETAL DEATHS	4	4	-	8.6	18.5	0
DEATHS	230	133	97	1079.8	1072.6	1089.9
Under 1 year	16	2	14	34.6	9.3	56.7
Under 28 days	6	1	5	13.0	4.6	20.2
Deaths from immaturity	3	1	2	6.3	4.6	8.1
Maternal deaths	-	-	-	0	0	0
LEADING CAUSES OF DEATH IN GEORGIA						
Heart disease (390-398,402,404, 410-429)	75	51	24	352.1	411.3	269.7
Cancer (140-209)	40	26	14	187.8	209.7	157.3
Cerebrovascular (430-438)	27	11	16	126.8	88.7	179.8
Motor vehicle accidents (E810-E823)	17	8	9	79.8	64.5	101.1
Influenza and pneumonia (470-474, 480-486)	11	3	8	51.6	24.2	89.9
All accidents other than motor vehicle (E806-E807, E825-E949)	9	7	2	42.3	56.5	22.5
Diseases of the respiratory system (460-466,490-493,500-519)	5	4	1	23.5	32.3	11.2
Diseases of arteries and veins (440-448)	3	2	1	14.1	16.2	11.2
Homicides (E960-E969)	6	1	5	28.2	8.1	36.2
Birth injuries and other diseases peculiar to early infancy (760-779)	4	1	3	18.8	8.1	33.7
MARRIAGES	1,106	816	290	51.9	69.8	32.6
DIVORCES	33	-	-	1.5	-	-

1(50) race unknown

ITEM	DEKALB					
	NUMBER			RATE OR RATIO*		
	TOTAL	WHITE	NON-WHITE	TOTAL	WHITE	NON-WHITE
POPULATION	446,000	377,200	68,800	-	-	-
LIVE BIRTHS	7,177	5,331	1,846	16.1	14.1	26.8
Immature births	560	333	227	78.0	62.5	123.0
Live births to unwed mothers	835	354	481	116.3	66.4	260.6
FETAL DEATHS	582	363	219	81.1	68.1	118.6
DEATHS	2,752	2,213	539	617.0	586.7	783.4
Under 1 year	105	62	43	14.6	11.6	23.3
Under 28 days	86	52	34	12.0	9.8	18.4
Deaths from immaturity	9	7	2	1.3	1.3	1.1
Maternal deaths	-	-	-	0	0	0
LEADING CAUSES OF DEATH IN GEORGIA						
Heart disease (390-398,402,404, 410-429)	900	743	157	201.8	197.0	228.2
Cancer (140-209)	511	434	77	114.6	115.1	111.9
Cerebrovascular (430-438)	311	261	50	69.7	69.2	72.7
Motor vehicle accidents (E810-E823)	109	97	12	24.4	25.7	17.4
Influenza and pneumonia (470-474, 480-486)	90	69	21	20.2	18.3	30.6
All accidents other than motor vehicle (E806-E807, E825-E949)	96	73	23	21.5	19.4	33.4
Diseases of the respiratory system (460-466,490-493,500-519)	55	48	7	12.3	12.7	10.2
Diseases of arteries and veins (440-448)	67	62	5	15.0	16.4	7.3
Homicides (E960-E969)	65	29	36	14.6	7.7	52.3
Birth injuries and other diseases peculiar to early infancy (760-779)	55	31	24	12.4	8.2	34.9
HARRIAGES	4,844	4,170	674	10.9	11.1	9.8
DIVORCES	2,353	---	---	5.3	---	---

ITEM	DOOLY					
	NUMBER			RATE OR RATIO*		
	TOTAL	WHITE	NON-WHITE	TOTAL	WHITE	NON-WHITE
POPULATION	11,000	5,600	5,400	-	-	-
LIVE BIRTHS	215	82	133	19.5	14.6	24.6
Immature births	76	3	73	120.9	61.0	157.9
Live births to unwed mothers	65	3	62	302.3	36.6	466.2
FETAL DEATHS	12	2	10	55.8	24.4	75.2
DEATHS	118	64	54	1072.7	1142.9	1000.0
Under 1 year	2	1	1	9.3	12.2	7.5
Under 28 days	1	1	-	4.7	12.2	0
Deaths from immaturity	-	-	-	0	0	0
Maternal deaths	1	-	1	46.5	0	75.2
LEADING CAUSES OF DEATH IN GEORGIA						
Heart disease (390-398,402,404, 410-429)	47	24	23	427.3	428.6	425.9
Cancer (140-209)	13	5	8	118.2	89.3	148.1
Cerebrovascular (430-438)	19	11	8	172.7	196.4	148.1
Motor vehicle accidents (E810-E823)	3	2	1	27.3	35.7	18.5
Influenza and pneumonia (470-474, 480-486)	5	3	2	45.5	53.6	37.0
All accidents other than motor vehicle (E806-E807, E825-E949)	1	-	1	9.1	0	18.5
Diseases of the respiratory system (460-466,490-493,500-519)	4	3	1	36.4	53.6	18.5
Diseases of arteries and veins (440-448)	1	1	-	9.1	17.9	0
Homicides (E960-E969)	2	1	1	18.2	17.9	18.5
Birth injuries and other diseases peculiar to early infancy (760-779)	1	1	-	9.1	17.9	0
HARRIAGES	101	59	42	9.2	10.3	7.8
DIVORCES	14	---	---	1.3	---	---

ITEM	DOUGLE					
	NUMBER			RATE OR RATIO*		
	TOTAL	WHITE	NON-WHITE	TOTAL	WHITE	NON-WHITE
POPULATION	16,300	12,300	4,000	-	-	-
LIVE BIRTHS	260	152	108	16.0	12.4	27.0
Immature births	22	11	11	84.6	72.4	101.9
Live births to unwed mothers	41	2	39	157.7	13.2	361.1
FETAL DEATHS	18	5	13	69.2	32.9	120.4
DEATHS	181	131	50	1110.4	1065.0	1250.0
Under 1 year	11	4	7	42.3	26.3	64.8
Under 28 days	8	3	5	30.8	19.7	46.3
Deaths from immaturity	1	1	-	3.8	6.6	0
Maternal deaths	-	-	-	0	0	0
LEADING CAUSES OF DEATH IN GEORGIA						
Heart disease (390-398,402,404, 410-429)	47	37	10	288.3	300.8	250.0
Cancer (140-209)	21	19	2	128.8	154.5	50.0
Cerebrovascular (430-438)	29	19	10	177.9	154.5	250.0
Motor vehicle accidents (E810-E823)	6	3	3	36.8	24.4	75.0
Influenza and pneumonia (470-474, 480-486)	7	6	1	42.9	48.8	25.0
All accidents other than motor vehicle (E806-E807, E825-E949)	6	2	4	36.8	16.3	100.0
Diseases of the respiratory system (460-466,490-493,500-519)	6	5	1	36.8	40.6	25.0
Diseases of arteries and veins (440-448)	4	2	2	24.5	16.2	50.0
Homicides (E960-E969)	2	1	1	12.3	8.1	25.0
Birth injuries and other diseases peculiar to early infancy (760-779)	5	3	2	30.7	24.4	50.0
HARRIAGES	194	147	47	11.9	12.0	11.7
DIVORCES	60	---	---	3.7	---	---

ITEM	DOUGHERTY					
	NUMBER			RATE OR RATIO*		
	TOTAL	WHITE	NON-WHITE	TOTAL	WHITE	NON-WHITE
POPULATION	90,300	59,100	31,200	-	-	-
LIVE BIRTHS	2,054	1,144	910	22.7	19.4	29.2
Immature births	189	76	113	92.0	66.4	124.2
Live births to unwed mothers	418	31	387	203.5	27.1	425.3
FETAL DEATHS	51	30	21	24.8	26.2	23.1
DEATHS	702	373	329	777.4	631.1	1054.5
Under 1 year	40	19	21	19.5	16.6	23.1
Under 28 days	26	16	10	12.7	14.0	11.0
Deaths from immaturity	1	1	-	0.5	0.9	0
Maternal deaths	-	-	-	0	0	0
LEADING CAUSES OF DEATH IN GEORGIA						
Heart disease (390-398,402,404, 410-429)	194	122	72	214.8	206.4	230.8
Cancer (140-209)	117	64	53	129.6	108.3	169.9
Cerebrovascular (430-438)	118	47	71	130.7	79.5	227.6
Motor vehicle accidents (E810-E823)	23	19	4	25.5	32.1	12.8
Influenza and pneumonia (470-474, 480-486)	30	16	14	33.2	27.1	44.9
All accidents other than motor vehicle (E806-E807, E825-E949)	34	19	15	37.7	32.1	48.1
Diseases of the respiratory system (460-466,490-493,500-519)	13	10	3	14.4	16.9	9.6
Diseases of arteries and veins (440-448)	10	6	4	11.1	10.2	12.8
Homicides (E960-E969)	17	5	12	18.8	8.5	38.5
Birth injuries and other diseases peculiar to early infancy (760-779)	18	12	6	20.0	20.3	19.2
HARRIAGES	1,342	946	396	14.9	16.0	12.7
DIVORCES	412	---	---	4.6	---	---

ITEM	DOUGLAS					
	NUMBER			RATE OR RATIO*		
	TOTAL	WHITE	NON-WHITE	TOTAL	WHITE	NON-WHITE
POPULATION	33,600	30,200	3,400	--	--	--
LIVE BIRTHS	669	614	55	19.9	20.3	16.2
Immature births	47	38	9	70.3	61.9	163.6
Live births to unved mothers	32	16	16	47.8	26.1	290.9
FETAL DEATHS	38	33	5	56.8	53.7	90.9
DEATHS	239	208	31	711.3	688.7	911.8
Under 1 year	5	4	1	7.3	6.5	18.2
Under 28 days	3	3	--	4.3	4.9	0
Deaths from immaturity	--	--	--	0	0	0
Maternal deaths	--	--	--	0	0	0
LEADING CAUSES OF DEATH IN GEORGIA						
Heart disease (390-398,402,404, 410-429)	100	85	15	297.6	281.5	441.2
Cancer (140-209)	25	25	--	74.4	82.8	0
Cerebrovascular (430-438)	29	26	3	86.3	86.1	88.2
Motor vehicle accidents (E810-E823)	14	9	5	41.7	29.8	147.1
Influenza and pneumonia (470-474, 480-486)	2	2	--	6.0	6.6	0
All accidents other than motor vehicle (E806-E807, E825-E949)	10	9	1	29.8	29.8	29.4
Diseases of the respiratory system (460-466,490-493,500-519)	7	7	--	20.8	23.1	0
Diseases of arteries and veins (440-448)	6	4	2	17.9	13.2	58.8
Homicides (E960-E969)	4	3	1	11.9	9.9	29.4
Birth injuries and other diseases peculiar to early infancy (760-779)	3	3	--	8.9	9.9	0
HARRIAGES	390	368	22	11.6	12.2	6.5
DIVORCES	59	--	--	1.8	--	--

ITEM	ECHOLS					
	NUMBER			RATE OR RATIO*		
	TOTAL	WHITE	NON-WHITE	TOTAL	WHITE	NON-WHITE
POPULATION	2,000	1,400	600	--	--	--
LIVE BIRTHS	18	16	2	9.0	11.4	3.3
Immature births	4	4	--	222.2	250.0	0
Live births to unved mothers	--	--	--	0	0	0
FETAL DEATHS	--	--	--	0	0	0
DEATHS	26	24	2	1300.0	1716.3	333.3
Under 1 year	2	2	--	111.1	125.0	0
Under 28 days	2	2	--	111.1	125.0	0
Deaths from immaturity	--	--	--	0	0	0
Maternal deaths	--	--	--	0	0	0
LEADING CAUSES OF DEATH IN GEORGIA						
Heart disease (390-398,402,404, 410-429)	13	13	--	650.0	928.6	0
Cancer (140-209)	2	--	2	100.0	0	333.3
Cerebrovascular (430-438)	1	1	--	50.0	71.4	0
Motor vehicle accidents (E810-E823)	3	3	--	150.0	214.3	0
Influenza and pneumonia (470-474, 480-486)	--	--	--	0	0	0
All accidents other than motor vehicle (E806-E807, E825-E949)	--	--	--	0	0	0
Diseases of the respiratory system (460-466,490-493,500-519)	--	--	--	0	0	0
Diseases of arteries and veins (440-448)	--	--	--	0	0	0
Homicides (E960-E969)	1	1	--	50.0	71.4	0
Birth injuries and other diseases peculiar to early infancy (760-779)	2	2	--	100.0	142.9	0
HARRIAGES	181 ¹	146	34	90.5	104.3	56.7
DIVORCES	4	--	--	2.0	--	--

¹(1) race unknown

ITEM	EARLY					
	NUMBER			RATE OR RATIO*		
	TOTAL	WHITE	NON-WHITE	TOTAL	WHITE	NON-WHITE
POPULATION	12,600	6,800	5,800	--	--	--
LIVE BIRTHS	244	108	135	19.4	15.9	23.4
Immature births	21	6	15	86.1	55.6	110.3
Live births to unved mothers	64	1	63	262.3	9.3	463.2
FETAL DEATHS	8	4	4	32.8	37.0	29.4
DEATHS	158	101	57	1254.0	1485.3	982.8
Under 1 year	3	2	1	12.3	18.5	7.4
Under 28 days	2	2	--	8.2	18.5	0
Deaths from immaturity	1	1	--	4.1	9.3	0
Maternal deaths	--	--	--	0	0	0
LEADING CAUSES OF DEATH IN GEORGIA						
Heart disease (390-398,402,404, 410-429)	39	39	10	309.5	426.5	172.4
Cancer (140-209)	21	16	5	166.7	235.3	86.2
Cerebrovascular (430-438)	34	19	15	269.8	279.4	258.6
Motor vehicle accidents (E810-E823)	9	8	1	71.4	117.6	17.2
Influenza and pneumonia (470-474, 480-486)	4	2	2	31.7	29.4	34.5
All accidents other than motor vehicle (E806-E807, E825-E949)	5	3	2	39.7	44.1	34.5
Diseases of the respiratory system (460-466,490-493,500-519)	4	4	--	31.8	58.8	0
Diseases of arteries and veins (440-448)	4	3	1	31.8	44.1	17.2
Homicides (E960-E969)	3	1	2	23.8	14.7	34.5
Birth injuries and other diseases peculiar to early infancy (760-779)	1	1	--	7.9	14.7	0
HARRIAGES	134	98	36	10.6	14.4	6.2
DIVORCES	23	--	--	1.8	--	--

ITEM	EFFINGHAM					
	NUMBER			RATE OR RATIO*		
	TOTAL	WHITE	NON-WHITE	TOTAL	WHITE	NON-WHITE
POPULATION	14,500	11,100	3,400	--	--	--
LIVE BIRTHS	245	152	93	16.9	13.7	27.4
Immature births	16	10	6	65.3	65.8	64.5
Live births to unved mothers	36	4	32	146.9	26.3	344.1
FETAL DEATHS	32	18	4	89.8	118.4	43.0
DEATHS	106	73	33	731.0	657.7	970.6
Under 1 year	5	2	3	20.4	13.2	32.3
Under 28 days	1	1	--	4.1	6.6	0
Deaths from immaturity	--	--	--	0	0	0
Maternal deaths	--	--	--	0	0	0
LEADING CAUSES OF DEATH IN GEORGIA						
Heart disease (390-398,402,404, 410-429)	40	29	11	275.9	261.3	323.5
Cancer (140-209)	15	10	5	103.4	90.1	147.1
Cerebrovascular (430-438)	11	7	4	75.9	63.1	117.6
Motor vehicle accidents (E810-E823)	4	4	--	27.6	36.0	0
Influenza and pneumonia (470-474, 480-486)	7	3	2	48.3	45.0	58.8
All accidents other than motor vehicle (E806-E807, E825-E949)	7	4	3	48.3	36.0	88.2
Diseases of the respiratory system (460-466,490-493,500-519)	4	3	1	27.6	27.0	29.4
Diseases of arteries and veins (440-448)	1	1	--	6.9	9.0	0
Homicides (E960-E969)	3	2	1	20.7	18.0	29.4
Birth injuries and other diseases peculiar to early infancy (760-779)	1	1	--	6.9	9.0	0
HARRIAGES	137	95	42	9.4	8.6	12.4
DIVORCES	41	--	--	2.8	--	--

ITEM	ELBERT					
	NUMBER			RATE OR RATIO*		
	TOTAL	WHITE	NON-WHITE	TOTAL	WHITE	NON-WHITE
POPULATION	17,100	11,600	5,500	--	--	--
LIVE BIRTHS	291	171	120	17.0	14.7	21.8
Immature births	32	14	18	110.0	81.9	150.0
Live births to unwed mothers	30	2	28	130.6	11.7	100.0
FETAL DEATHS	8	5	3	27.5	29.2	25.0
DEATHS	185	140	45	1081.9	1206.9	818.2
Under 1 year	5	3	2	17.2	17.3	16.7
Under 28 days	1	1	--	3.4	5.8	0
Deaths from immaturity	--	--	--	0	0	0
Maternal deaths	--	--	--	0	0	0
LEADING CAUSES OF DEATH IN GEORGIA						
Heart disease (390-398,402,404, 410-429)	81	53	28	473.7	543.1	327.3
Cancer (140-209)	29	26	3	169.6	224.1	54.5
Cerebrovascular (430-438)	17	14	3	99.4	120.7	54.5
Motor vehicle accidents (E810-E823)	7	4	3	40.9	34.5	54.5
Influenza and pneumonia (470-474, 480-486)	6	4	2	35.1	34.3	36.4
All accidents other than motor vehicle (E806-E807, E825-E949)	4	3	1	23.4	25.9	18.2
Diseases of the respiratory system (460-466,490-493,500-519)	1	--	1	5.8	0	18.2
Diseases of arteries and veins (440-448)	8	6	2	46.8	51.7	36.4
Homicides (E960-E969)	1	1	--	17.5	8.6	16.4
Birth injuries and other diseases peculiar to early infancy (760-779)	1	--	--	0	0	0
MARRIAGES	160	100	60	9.4	8.6	10.9
DIVORCES	17	--	--	2.2	--	--

ITEM	EVANS					
	NUMBER			RATE OR RATIO*		
	TOTAL	WHITE	NON-WHITE	TOTAL	WHITE	NON-WHITE
POPULATION	8,500	5,700	2,800	--	--	--
LIVE BIRTHS	132	67	65	15.5	11.8	23.2
Immature births	17	7	10	128.8	104.5	153.8
Live births to unwed mothers	26	1	25	197.0	14.9	384.6
FETAL DEATHS	3	2	1	22.7	29.9	15.4
DEATHS	89	57	32	1047.1	1000.0	1142.9
Under 1 year	2	1	1	15.2	14.9	15.4
Under 28 days	2	1	1	15.2	14.9	15.4
Deaths from immaturity	--	--	--	0	0	0
Maternal deaths	--	--	--	0	0	0
LEADING CAUSES OF DEATH IN GEORGIA						
Heart disease (390-398,402,404, 410-429)	30	21	9	352.9	368.4	321.4
Cancer (140-209)	7	4	3	82.4	70.2	107.1
Cerebrovascular (430-438)	15	10	5	176.5	175.4	178.6
Motor vehicle accidents (E810-E823)	4	3	1	47.1	52.6	35.7
Influenza and pneumonia (470-474, 480-486)	3	2	1	35.3	35.1	35.7
All accidents other than motor vehicle (E806-E807, E825-E949)	5	2	3	38.8	35.1	107.1
Diseases of the respiratory system (460-466,490-493,500-519)	7	7	--	82.4	122.0	0
Diseases of arteries and veins (440-448)	1	--	1	35.3	0	107.1
Homicides (E960-E969)	--	--	--	0	0	0
Birth injuries and other diseases peculiar to early infancy (760-779)	2	1	1	23.5	17.5	35.7
MARRIAGES	136	87	49	16.0	15.3	17.5
DIVORCES	18	--	--	2.1	--	--

ITEM	EMANUEL					
	NUMBER			RATE OR RATIO*		
	TOTAL	WHITE	NON-WHITE	TOTAL	WHITE	NON-WHITE
POPULATION	20,100	14,200	5,900	--	--	--
LIVE BIRTHS	359	189	170	17.9	13.3	28.8
Immature births	35	15	20	97.5	79.4	117.6
Live births to unwed mothers	57	9	48	158.8	47.6	282.4
FETAL DEATHS	11	8	3	30.6	42.3	17.6
DEATHS	200	133	67	995.0	936.6	1135.6
Under 1 year	8	1	7	22.3	5.3	41.2
Under 28 days	5	1	4	13.9	5.3	23.5
Deaths from immaturity	--	--	--	0	0	0
Maternal deaths	--	--	--	0	0	0
LEADING CAUSES OF DEATH IN GEORGIA						
Heart disease (390-398,402,404, 410-429)	91	68	23	452.7	478.9	389.8
Cancer (140-209)	27	16	11	134.3	112.7	186.4
Cerebrovascular (430-438)	25	11	14	124.4	77.5	237.3
Motor vehicle accidents (E810-E823)	6	3	3	29.9	35.2	16.9
Influenza and pneumonia (470-474, 480-486)	6	4	2	29.9	28.2	33.9
All accidents other than motor vehicle (E806-E807, E825-E949)	5	3	2	24.9	21.1	33.9
Diseases of the respiratory system (460-466,490-493,500-519)	4	4	--	20.0	28.2	0
Diseases of arteries and veins (440-448)	6	5	1	29.9	35.2	16.9
Homicides (E960-E969)	2	--	2	10.0	0	33.9
Birth injuries and other diseases peculiar to early infancy (760-779)	5	1	4	24.9	7.0	67.7
MARRIAGES	246	179	67	12.2	12.6	11.4
DIVORCES	35	--	--	1.7	--	--

ITEM	FANNIN					
	NUMBER			RATE OR RATIO*		
	TOTAL	WHITE	NON-WHITE	TOTAL	WHITE	NON-WHITE
POPULATION	14,000	13,800	200	--	--	--
LIVE BIRTHS	192	191	1	13.7	13.8	5.0
Immature births	13	13	--	67.7	68.1	0
Live births to unwed mothers	3	3	--	15.6	15.7	0
FETAL DEATHS	1	1	--	5.2	5.2	0
DEATHS	131	130	1	935.7	942.0	500.0
Under 1 year	3	3	--	15.6	15.7	0
Under 28 days	3	3	--	15.6	15.7	0
Deaths from immaturity	2	2	--	10.4	10.5	0
Maternal deaths	--	--	--	0	0	0
LEADING CAUSES OF DEATH IN GEORGIA						
Heart disease (390-398,402,404, 410-429)	43	43	--	307.1	311.6	0
Cancer (140-209)	19	19	--	135.7	137.7	0
Cerebrovascular (430-438)	25	25	--	178.6	181.2	0
Motor vehicle accidents (E810-E823)	5	5	--	35.7	36.2	0
Influenza and pneumonia (470-474, 480-486)	4	4	--	28.6	29.0	0
All accidents other than motor vehicle (E806-E807, E825-E949)	2	2	--	14.3	14.5	0
Diseases of the respiratory system (460-466,490-493,500-519)	3	3	--	21.4	21.7	0
Diseases of arteries and veins (440-448)	5	5	--	35.7	36.2	0
Homicides (E960-E969)	3	2	1	21.4	14.5	500.0
Birth injuries and other diseases peculiar to early infancy (760-779)	3	3	--	21.4	21.7	0
MARRIAGES	165	164	1	11.8	11.9	5.0
DIVORCES	34	--	--	2.4	--	--

ITEM	FAYETTE					
	NUMBER			RATE OR RATIO*		
	TOTAL	WHITE	NON-WHITE	TOTAL	WHITE	NON-WHITE
POPULATION	13,100	11,000	2,100	-	-	-
LIVE BIRTHS	211	182	29	16.1	16.5	13.8
Immature births	12	11	1	36.9	60.4	34.5
Live births to unved mothers	9	2	7	42.7	11.0	241.4
FETAL DEATHS	14	12	2	66.4	65.9	69.0
DEATHS	97	82	15	740.3	745.5	714.3
Under 1 year	1	1	-	4.7	5.5	0
Under 28 days	1	1	-	4.7	5.5	0
Deaths from immaturity	-	-	-	0	0	0
Maternal deaths	-	-	-	0	0	0
LEADING CAUSES OF DEATH IN GEORGIA						
Heart disease (390-398,402,404, 410-429)	42	35	7	320.6	318.2	333.3
Cancer (140-209)	12	11	1	91.6	100.0	47.6
Cerebrovascular (430-438)	12	10	2	91.6	90.9	95.2
Motor vehicle accidents (E810-E823)	9	8	1	68.7	72.7	47.6
Influenza and pneumonia (470-474, 480-486)	3	2	1	22.9	18.2	47.6
All accidents other than motor vehicle (E806-E807, E825-E949)	2	2	-	15.3	18.2	0
Diseases of the respiratory system (460-466,490-493,500-519)	1	1	-	7.6	9.1	0
Diseases of arteries and veins (440-448)	1	1	-	7.6	9.1	0
Homicides (E960-E969)	-	-	-	0	0	0
Birth injuries and other diseases peculiar to early infancy (760-779)	1	1	-	7.6	9.1	0
HARRIAGES	106	95	11	8.1	8.6	5.2
DIVORCES	22	---	---	1.7	---	---

ITEM	FORSYTH					
	NUMBER			RATE OR RATIO*		
	TOTAL	WHITE	NON-WHITE	TOTAL	WHITE	NON-WHITE
POPULATION	19,200	19,000	200	-	-	-
LIVE BIRTHS	370	370	-	19.3	19.3	0
Immature births	36	36	-	97.3	97.3	---
Live births to unved mothers	4	4	-	10.8	10.8	---
FETAL DEATHS	2	2	-	5.4	5.4	---
DEATHS	142	142	-	739.6	747.4	0
Under 1 year	6	6	-	16.2	16.2	---
Under 28 days	6	6	-	16.2	16.2	---
Deaths from immaturity	1	1	-	2.7	2.7	---
Maternal deaths	-	-	0	0	0	---
LEADING CAUSES OF DEATH IN GEORGIA						
Heart disease (390-398,402,404, 410-429)	58	58	-	302.1	305.3	0
Cancer (140-209)	27	27	-	140.6	142.1	0
Cerebrovascular (430-438)	6	6	-	31.3	31.6	0
Motor vehicle accidents (E810-E823)	3	3	-	15.6	15.8	0
Influenza and pneumonia (470-474, 480-486)	5	5	-	26.0	26.3	0
All accidents other than motor vehicle (E806-E807, E825-E949)	4	4	-	20.8	21.1	0
Diseases of the respiratory system (460-466,490-493,500-519)	2	2	-	10.4	10.6	0
Diseases of arteries and veins (440-448)	4	4	-	20.8	21.1	0
Homicides (E960-E969)	10	10	-	52.1	52.6	0
Birth injuries and other diseases peculiar to early infancy (760-779)	2	2	-	10.4	10.6	0
HARRIAGES	172	172	-	9.0	9.1	0
DIVORCES	40	---	---	2.1	---	---

ITEM	FLOYD					
	NUMBER			RATE OR RATIO*		
	TOTAL	WHITE	NON-WHITE	TOTAL	WHITE	NON-WHITE
POPULATION	72,900	63,500	9,400	-	-	-
LIVE BIRTHS	1,311	1,078	233	18.0	17.0	24.8
Immature births	133	93	40	101.4	86.3	171.7
Live births to unved mothers	101	26	75	77.0	24.1	321.9
FETAL DEATHS	45	34	11	34.3	31.5	47.2
DEATHS	777	643	134	1065.8	1012.6	1425.5
Under 1 year	40	32	8	30.5	29.7	34.3
Under 28 days	31	25	6	23.6	23.2	25.8
Deaths from immaturity	3	2	1	2.2	1.9	4.3
Maternal deaths	2	2	-	15.3	18.6	0
LEADING CAUSES OF DEATH IN GEORGIA						
Heart disease (390-398,402,404, 410-429)	268	221	47	367.6	348.0	500.0
Cancer (140-209)	110	94	16	150.9	148.0	170.2
Cerebrovascular (430-438)	115	91	24	157.8	143.3	255.3
Motor vehicle accidents (E810-E823)	18	14	4	24.7	22.0	42.6
Influenza and pneumonia (470-474, 480-486)	20	17	3	27.4	26.7	31.9
All accidents other than motor vehicle (E806-E807, E825-E949)	28	24	4	38.4	37.8	42.6
Diseases of the respiratory system (460-466,490-493,500-519)	30	30	-	41.2	47.2	0
Diseases of arteries and veins (440-448)	39	35	4	53.5	55.1	42.6
Homicides (E960-E969)	13	9	4	17.8	14.2	42.6
Birth injuries and other diseases peculiar to early infancy (760-779)	28	22	6	38.4	34.6	63.8
HARRIAGES	835	731	104	11.5	11.5	11.1
DIVORCES	407	---	---	5.6	---	---

ITEM	FRANKLIN					
	NUMBER			RATE OR RATIO*		
	TOTAL	WHITE	NON-WHITE	TOTAL	WHITE	NON-WHITE
POPULATION	12,900	11,300	1,600	-	-	-
LIVE BIRTHS	234	177	57	18.1	15.7	35.6
Immature births	31	15	16	132.3	84.7	280.7
Live births to unved mothers	20	5	15	85.5	28.2	263.2
FETAL DEATHS	6	2	4	25.6	11.3	70.2
DEATHS	166	144	22	1286.8	1274.3	1375.0
Under 1 year	6	3	3	25.6	16.9	52.6
Under 28 days	5	3	2	21.4	16.9	35.1
Deaths from immaturity	1	-	1	4.3	0	17.5
Maternal deaths	-	-	0	0	0	0
LEADING CAUSES OF DEATH IN GEORGIA						
Heart disease (390-398,402,404, 410-429)	65	61	4	503.9	539.8	250.0
Cancer (140-209)	30	26	4	232.6	230.1	250.0
Cerebrovascular (430-438)	14	12	2	108.5	106.2	125.0
Motor vehicle accidents (E810-E823)	12	11	1	93.0	97.3	62.5
Influenza and pneumonia (470-474, 480-486)	4	3	1	31.0	26.5	62.5
All accidents other than motor vehicle (E806-E807, E825-E949)	3	3	-	23.3	26.5	0
Diseases of the respiratory system (460-466,490-493,500-519)	5	4	1	38.8	35.4	62.5
Diseases of arteries and veins (440-448)	5	5	-	38.8	44.2	0
Homicides (E960-E969)	4	1	3	31.0	8.8	187.3
Birth injuries and other diseases peculiar to early infancy (760-779)	3	3	2	38.8	26.5	125.0
HARRIAGES	170	154	16	13.2	13.6	10.0
DIVORCES	14	---	---	1.1	---	---

ITEM	FULTON					
	NUMBER			RATE OR RATIO*		
	TOTAL	WHITE	NON-WHITE	TOTAL	WHITE	NON-WHITE
POPULATION	383,200	348,100	237,100	-	-	-
LIVE BIRTHS	10,419	4,308	5,911	17.8	13.0	24.9
Immature births	1,104	340	764	106.0	75.4	129.3
Live births to unved mothers	1,971	204	1,767	189.2	65.3	285.9
FETAL DEATHS	1,323	483	1,040	146.2	107.1	175.9
DEATHS	3,941	3,462	2,479	1015.2	994.5	1043.6
Under 1 year	226	82	144	21.7	18.2	24.4
Under 28 days	166	57	109	15.9	12.6	18.4
Deaths from immaturity	20	2	18	1.9	0.4	3.0
Maternal deaths	3	-	3	2.9	0	5.1
LEADING CAUSES OF DEATH IN GEORGIA						
Heart disease (390-398,402,404, 410-429)	1,902	1,196	706	325.0	341.6	297.8
Cancer (140-209)	895	567	328	152.9	162.9	138.3
Cerebrovascular (430-438)	693	427	268	118.8	122.7	113.0
Motor vehicle accidents (E810-E823)	173	133	70	29.6	29.6	29.5
Influenza and pneumonia (470-474, 480-486)	265	124	141	65.2	35.6	59.5
All accidents other than motor vehicle (E806-E807, E825-E949)	199	133	66	34.0	38.2	27.8
Diseases of the respiratory system (460-466,490-493,500-519)	170	128	42	29.0	36.7	17.8
Diseases of arteries and veins (440-448)	94	72	22	16.0	20.7	9.3
Homicides (E960-E969)	252	61	191	43.1	17.5	80.6
Birth injuries and other diseases peculiar to early infancy (760-779)	135	47	88	23.1	13.5	37.1
MARRIAGES	7,794	4,674	3,120	13.3	13.4	13.2
DIVORCES	3,746	---	---	6.4	---	---

ITEM	GLASCOCK					
	NUMBER			RATE OR RATIO*		
	TOTAL	WHITE	NON-WHITE	TOTAL	WHITE	NON-WHITE
POPULATION	2,400	1,800	600	-	-	-
LIVE BIRTHS	30	20	10	12.3	11.1	16.7
Immature births	3	2	1	100.0	100.0	100.0
Live births to unved mothers	6	1	5	200.0	50.0	500.0
FETAL DEATHS	-	-	-	0	0	0
DEATHS	33	29	4	1375.0	1611.1	666.7
Under 1 year	-	-	-	0	0	0
Under 28 days	-	-	-	0	0	0
Deaths from immaturity	-	-	-	0	0	0
Maternal deaths	-	-	-	0	0	0
LEADING CAUSES OF DEATH IN GEORGIA						
Heart disease (390-398,402,404, 410-429)	10	9	1	416.7	500.0	166.7
Cancer (140-209)	6	6	0	250.0	333.3	0
Cerebrovascular (430-438)	3	4	1	208.3	222.2	166.7
Motor vehicle accidents (E810-E823)	2	1	1	83.3	55.6	166.7
Influenza and pneumonia (470-474, 480-486)	2	2	0	83.3	111.1	0
All accidents other than motor vehicle (E806-E807, E825-E949)	2	1	1	83.3	55.6	166.7
Diseases of the respiratory system (460-466,490-493,500-519)	-	-	-	0	0	0
Diseases of arteries and veins (440-448)	1	1	-	41.7	55.6	0
Homicides (E960-E969)	-	-	-	0	0	0
Birth injuries and other diseases peculiar to early infancy (760-779)	-	-	-	0	0	0
MARRIAGES	27	20	7	11.3	11.1	11.7
DIVORCES	3	---	---	2.1	---	---

ITEM	GILMER					
	NUMBER			RATE OR RATIO*		
	TOTAL	WHITE	NON-WHITE	TOTAL	WHITE	NON-WHITE
POPULATION	9,300	9,300	0	-	-	-
LIVE BIRTHS	151	151	-	16.2	16.2	---
Immature births	8	8	-	53.0	53.0	---
Live births to unved mothers	3	3	-	19.9	19.9	---
FETAL DEATHS	2	2	-	13.2	13.2	---
DEATHS	106	105	1	1139.8	1129.0	---
Under 1 year	1	1	-	6.6	6.6	---
Under 28 days	1	1	-	6.6	6.6	---
Deaths from immaturity	-	-	-	0	0	---
Maternal deaths	-	-	-	0	0	---
LEADING CAUSES OF DEATH IN GEORGIA						
Heart disease (390-398,402,404, 410-429)	41	40	1	440.9	430.1	---
Cancer (140-209)	21	21	-	225.8	225.8	---
Cerebrovascular (430-438)	16	16	-	172.0	172.0	---
Motor vehicle accidents (E810-E823)	5	5	-	33.8	33.8	---
Influenza and pneumonia (470-474, 480-486)	3	3	-	32.3	32.3	---
All accidents other than motor vehicle (E806-E807, E825-E949)	-	-	-	0	0	---
Diseases of the respiratory system (460-466,490-493,500-519)	2	2	-	21.5	21.5	---
Diseases of arteries and veins (440-448)	2	2	-	21.5	21.5	---
Homicides (E960-E969)	1	1	-	10.8	10.8	---
Birth injuries and other diseases peculiar to early infancy (760-779)	1	1	-	10.8	10.8	---
MARRIAGES	123	123	-	13.2	13.2	---
DIVORCES	11	---	---	1.2	---	---

ITEM	GLYNN					
	NUMBER			RATE OR RATIO*		
	TOTAL	WHITE	NON-WHITE	TOTAL	WHITE	NON-WHITE
POPULATION	49,100	36,900	12,200	-	-	-
LIVE BIRTHS	993	710	283	20.2	19.2	23.2
Immature births	75	39	36	75.3	54.9	127.2
Live births to unved mothers	110	29	81	110.8	40.8	286.2
FETAL DEATHS	28	14	14	28.2	19.7	49.5
DEATHS	435	280	155	885.9	758.8	1270.5
Under 1 year	18	10	8	18.1	14.1	28.3
Under 28 days	15	9	6	15.1	12.7	21.2
Deaths from immaturity	-	-	-	0	0	0
Maternal deaths	-	-	-	0	0	0
LEADING CAUSES OF DEATH IN GEORGIA						
Heart disease (390-398,402,404, 410-429)	147	93	54	299.4	252.0	442.6
Cancer (140-209)	82	58	24	167.0	157.2	196.7
Cerebrovascular (430-438)	48	23	25	97.8	62.3	204.9
Motor vehicle accidents (E810-E823)	15	11	4	30.5	29.8	32.8
Influenza and pneumonia (470-474, 480-486)	15	9	6	30.6	24.4	49.2
All accidents other than motor vehicle (E806-E807, E825-E949)	16	15	1	32.6	40.7	8.2
Diseases of the respiratory system (460-466,490-493,500-519)	13	10	3	26.3	27.1	24.6
Diseases of arteries and veins (440-448)	14	8	6	28.5	21.7	49.2
Homicides (E960-E969)	6	2	4	12.2	5.4	32.8
Birth injuries and other diseases peculiar to early infancy (760-779)	10	4	6	20.6	10.8	49.2
MARRIAGES	718 ¹	973	144	14.6	15.3	11.8
DIVORCES	369	---	---	7.5	---	---

¹(1) race unknown

ITEM	GORDON					
	NUMBER			RATE OR RATIO*		
	TOTAL	WHITE	NON-WHITE	TOTAL	WHITE	NON-WHITE
POPULATION	23,300	21,900	1,400	-	-	-
LIVE BIRTHS	478	450	28	18.9	18.8	20.0
Immature births	37	31	6	77.4	68.9	214.3
Live births to unved mothers	15	8	7	31.4	17.8	250.0
FETAL DEATHS	10	10	-	20.9	22.2	0
DEATHS	255	235	20	1007.9	983.3	1428.6
Under 1 year	4	3	1	8.4	6.7	35.7
Under 28 days	3	3	-	6.3	6.7	0
Deaths from immaturity	-	-	-	0	0	0
Maternal deaths	-	-	-	0	0	0
LEADING CAUSES OF DEATH IN GEORGIA						
Heart disease (390-398,402,404, 410-429)	101	92	9	399.2	384.9	642.9
Cancer (140-209)	33	32	1	130.4	133.9	71.4
Cerebrovascular (430-438)	24	21	3	94.9	87.9	214.3
Motor vehicle accidents (E810-E823)	14	13	1	55.3	34.4	71.4
Influenza and pneumonia (470-474, 480-486)	4	3	1	15.8	12.6	71.4
All accidents other than motor vehicle (E806-E807, E825-E949)	10	9	1	39.5	37.7	71.4
Diseases of the respiratory system (460-466,490-493,500-519)	8	8	-	31.6	33.5	0
Diseases of arteries and veins (440-448)	8	8	-	31.6	33.5	0
Homicides (E960-E969)	5	5	-	19.8	20.9	0
Birth injuries and other diseases peculiar to early infancy (760-779)	3	3	-	11.9	12.6	0
HARRIAGES	249	237	12	9.8	9.9	8.6
DIVORCES	119	-	-	4.7	-	-

ITEM	GREENE					
	NUMBER			RATE OR RATIO*		
	TOTAL	WHITE	NON-WHITE	TOTAL	WHITE	NON-WHITE
POPULATION	10,200	5,000	5,200	-	-	-
LIVE BIRTHS	197	83	114	19.3	16.6	21.9
Immature births	17	2	15	86.3	26.1	131.6
Live births to unved mothers	34	4	30	172.6	48.2	263.2
FETAL DEATHS	6	4	2	30.5	48.2	17.5
DEATHS	133	72	63	1323.5	1440.0	1211.5
Under 1 year	3	1	2	15.2	12.0	17.5
Under 28 days	1	1	-	5.1	12.0	0
Deaths from immaturity	-	-	-	0	0	0
Maternal deaths	-	-	-	0	0	0
LEADING CAUSES OF DEATH IN GEORGIA						
Heart disease (390-398,402,404, 410-429)	57	36	21	558.8	720.0	403.8
Cancer (140-209)	22	14	8	215.7	280.0	153.8
Cerebrovascular (430-438)	11	6	5	107.8	120.0	96.2
Motor vehicle accidents (E810-E823)	9	4	5	80.2	80.0	96.2
Influenza and pneumonia (470-474, 480-486)	5	2	3	49.0	40.0	37.7
All accidents other than motor vehicle (E806-E807, E825-E949)	2	-	2	19.6	0	38.5
Diseases of the respiratory system (460-466,490-493,500-519)	6	6	-	58.8	120.0	0
Diseases of arteries and veins (440-448)	4	-	4	39.2	0	76.9
Homicides (E960-E969)	1	-	1	9.8	0	19.2
Birth injuries and other diseases peculiar to early infancy (760-779)	1	1	-	9.8	20.0	0
HARRIAGES	100	48	52	9.8	9.6	10.0
DIVORCES	40	-	-	3.9	-	-

ITEM	GRADY					
	NUMBER			RATE OR RATIO*		
	TOTAL	WHITE	NON-WHITE	TOTAL	WHITE	NON-WHITE
POPULATION	17,900	11,700	6,200	-	-	-
LIVE BIRTHS	315	163	152	17.6	13.9	24.5
Immature births	39	10	29	123.8	61.3	140.8
Live births to unved mothers	60	6	54	190.5	36.8	355.3
FETAL DEATHS	17	12	5	54.0	73.6	32.9
DEATHS	197	135	62	1100.6	1153.8	1000.0
Under 1 year	10	3	7	31.7	18.4	46.1
Under 28 days	8	2	6	23.6	12.3	39.5
Deaths from immaturity	2	-	2	6.3	0	13.2
Maternal deaths	-	-	-	0	0	0
LEADING CAUSES OF DEATH IN GEORGIA						
Heart disease (390-398,402,404, 410-429)	67	47	20	374.3	401.7	322.6
Cancer (140-209)	33	25	8	184.4	213.7	129.0
Cerebrovascular (430-438)	34	24	10	189.9	205.1	161.3
Motor vehicle accidents (E810-E823)	5	4	1	27.9	34.2	16.1
Influenza and pneumonia (470-474, 480-486)	6	4	2	33.6	34.2	32.3
All accidents other than motor vehicle (E806-E807, E825-E949)	8	6	2	44.7	51.3	32.3
Diseases of the respiratory system (460-466,490-493,500-519)	4	3	1	22.3	25.6	16.1
Diseases of arteries and veins (440-448)	4	3	1	22.3	25.6	16.1
Homicides (E960-E969)	3	1	2	16.8	8.5	32.3
Birth injuries and other diseases peculiar to early infancy (760-779)	7	1	6	39.1	8.5	96.8
HARRIAGES	349	289	60	19.5	23.7	9.7
DIVORCES	63	-	-	3.5	-	-

ITEM	CHINNETT					
	NUMBER			RATE OR RATIO*		
	TOTAL	WHITE	NON-WHITE	TOTAL	WHITE	NON-WHITE
POPULATION	85,100	81,100	4,100	-	-	-
LIVE BIRTHS	1,909	1,821	88	22.4	22.5	21.5
Immature births	112	101	11	58.7	55.5	125.0
Live births to unved mothers	71	40	31	37.2	22.0	332.3
FETAL DEATHS	71	69	2	37.2	37.9	22.7
DEATHS	944	491	33	639.2	606.2	1292.7
Under 1 year	26	19	7	13.6	10.4	79.5
Under 28 days	17	13	4	8.9	7.1	45.5
Deaths from immaturity	2	1	1	1.0	0.3	11.4
Maternal deaths	-	-	-	0	0	0
LEADING CAUSES OF DEATH IN GEORGIA						
Heart disease (390-398,402,404, 410-429)	178	170	8	209.2	209.9	195.1
Cancer (140-209)	95	85	10	111.6	104.9	243.9
Cerebrovascular (430-438)	59	53	6	69.3	63.4	146.3
Motor vehicle accidents (E810-E823)	32	29	3	37.6	35.8	73.2
Influenza and pneumonia (470-474, 480-486)	28	25	3	32.9	30.8	73.2
All accidents other than motor vehicle (E806-E807, E825-E949)	31	28	3	36.4	34.6	73.2
Diseases of the respiratory system (460-466,490-493,500-519)	9	8	1	10.6	9.9	24.4
Diseases of arteries and veins (440-448)	10	10	-	11.8	12.3	0
Homicides (E960-E969)	13	8	5	15.3	9.9	122.0
Birth injuries and other diseases peculiar to early infancy (760-779)	13	9	4	15.3	11.1	97.6
HARRIAGES	822	769	53	9.7	9.5	12.9
DIVORCES	283	-	-	3.3	-	-

ITEM	HABERSHAM					
	NUMBER			RATE OR RATIO*		
	TOTAL	WHITE	NON-WHITE	TOTAL	WHITE	NON-WHITE
POPULATION	20,100	10,900	1,200	-	-	-
LIVE BIRTHS	332	317	15	16.5	16.8	12.5
Immature births	21	19	2	63.3	59.9	131.3
Live births to unved mothers	10	6	4	30.1	18.9	266.7
FETAL DEATHS	26	24	2	78.3	75.7	133.3
DEATHS	154	147	7	766.2	777.8	583.3
Under 1 year	2	2	-	6.0	6.3	0
Under 28 days	2	2	-	6.0	6.3	0
Deaths from immaturity	-	-	-	0	0	0
Maternal deaths	-	-	-	0	0	0
LEADING CAUSES OF DEATH IN GEORGIA						
Heart disease (390-398,402,404,410-429)	59	56	3	293.5	296.3	250.0
Cancer (140-209)	12	11	1	59.7	58.2	83.3
Cerebrovascular (430-438)	24	24	-	119.4	127.0	0
Motor vehicle accidents (E810-E823)	12	12	-	59.7	63.5	0
Influenza and pneumonia (470-474,480-486)	6	6	-	29.9	31.8	0
All accidents other than motor vehicle (E806-E807, E825-E949)	7	7	-	34.8	37.0	0
Diseases of the respiratory system (460-466,490-493,500-519)	3	3	-	14.9	15.9	0
Diseases of arteries and veins (440-448)	-	-	-	0	0	0
Homicides (E960-E969)	4	4	-	19.9	21.2	0
Birth injuries and other diseases peculiar to early infancy (760-779)	2	2	-	10.0	10.6	0
HARRIAGES	152	147	5	7.6	7.8	6.2
DIVORCES	54	-	-	2.7	-	-

ITEM	HANCOCK					
	NUMBER			RATE OR RATIO*		
	TOTAL	WHITE	NON-WHITE	TOTAL	WHITE	NON-WHITE
POPULATION	8,900	2,400	6,500	-	-	-
LIVE BIRTHS	198	25	173	22.2	10.4	26.6
Immature births	30	3	27	151.5	120.0	156.1
Live births to unved mothers	72	1	71	363.6	60.0	410.4
FETAL DEATHS	5	-	5	25.3	0	28.9
DEATHS	95	34	61	1067.4	1416.7	938.5
Under 1 year	8	1	7	40.4	40.0	40.3
Under 28 days	5	1	4	25.3	40.0	23.1
Deaths from immaturity	-	-	-	0	0	0
Maternal deaths	-	-	-	0	0	0
LEADING CAUSES OF DEATH IN GEORGIA						
Heart disease (390-398,402,404,410-429)	43	18	25	483.1	750.0	384.6
Cancer (140-209)	15	8	7	168.5	333.3	107.7
Cerebrovascular (430-438)	4	2	2	44.9	83.3	30.8
Motor vehicle accidents (E810-E823)	6	2	4	67.4	83.3	61.5
Influenza and pneumonia (470-474,480-486)	7	1	6	78.7	41.7	92.3
All accidents other than motor vehicle (E806-E807, E825-E949)	3	-	3	33.7	0	46.2
Diseases of the respiratory system (460-466,490-493,500-519)	2	-	2	22.5	0	30.8
Diseases of arteries and veins (440-448)	-	-	-	0	0	0
Homicides (E960-E969)	1	-	1	11.2	0	15.4
Birth injuries and other diseases peculiar to early infancy (760-779)	3	1	2	33.7	41.7	30.8
HARRIAGES	61	15	46	6.9	6.3	7.1
DIVORCES	9	-	-	1.0	-	-

ITEM	BALL					
	NUMBER			RATE OR RATIO*		
	TOTAL	WHITE	NON-WHITE	TOTAL	WHITE	NON-WHITE
POPULATION	61,500	55,300	6,200	-	-	-
LIVE BIRTHS	1,040	909	131	16.9	16.4	21.1
Immature births	79	65	14	76.0	71.5	106.9
Live births to unved mothers	88	40	48	88.6	44.0	366.4
FETAL DEATHS	9	8	1	8.7	8.8	7.6
DEATHS	573	512	61	931.7	925.9	983.9
Under 1 year	25	24	1	24.0	26.4	7.6
Under 28 days	19	19	-	18.3	20.9	0
Deaths from immaturity	3	3	-	2.9	3.3	0
Maternal deaths	-	-	-	0	0	0
LEADING CAUSES OF DEATH IN GEORGIA						
Heart disease (390-398,402,404,410-429)	198	180	18	322.0	325.5	290.3
Cancer (140-209)	74	67	7	120.3	121.2	112.9
Cerebrovascular (430-438)	84	76	8	136.6	137.4	129.0
Motor vehicle accidents (E810-E823)	41	39	2	66.7	70.5	32.3
Influenza and pneumonia (470-474,480-486)	15	15	-	24.4	27.1	0
All accidents other than motor vehicle (E806-E807, E825-E949)	16	15	1	26.0	27.1	16.1
Diseases of the respiratory system (460-466,490-493,500-519)	9	9	-	14.6	16.2	0
Diseases of arteries and veins (440-448)	13	11	2	21.1	19.8	32.3
Homicides (E960-E969)	9	5	4	14.6	9.0	64.5
Birth injuries and other diseases peculiar to early infancy (760-779)	14	14	-	22.7	25.3	0
HARRIAGES	563	490	73	9.2	8.9	11.8
DIVORCES	325	-	-	5.3	-	-

ITEM	BARALSON					
	NUMBER			RATE OR RATIO*		
	TOTAL	WHITE	NON-WHITE	TOTAL	WHITE	NON-WHITE
POPULATION	16,200	14,900	1,300	-	-	-
LIVE BIRTHS	250	230	20	15.4	15.4	15.4
Immature births	35	30	5	140.0	130.4	250.0
Live births to unved mothers	11	6	5	44.0	26.1	250.0
FETAL DEATHS	8	8	-	32.0	34.8	0
DEATHS	167	148	19	1030.9	993.3	1461.5
Under 1 year	7	6	1	28.0	26.1	90.0
Under 28 days	4	4	-	16.0	17.4	0
Deaths from immaturity	-	-	-	0	0	0
Maternal deaths	-	-	-	0	0	0
LEADING CAUSES OF DEATH IN GEORGIA						
Heart disease (390-398,402,404,410-429)	51	46	5	314.8	308.7	384.6
Cancer (140-209)	24	24	-	148.1	161.1	0
Cerebrovascular (430-438)	23	16	7	142.0	107.4	538.5
Motor vehicle accidents (E810-E823)	10	9	1	61.7	60.4	76.9
Influenza and pneumonia (470-474,480-486)	2	2	-	12.3	13.4	0
All accidents other than motor vehicle (E806-E807, E825-E949)	6	4	2	37.0	26.8	153.8
Diseases of the respiratory system (460-466,490-493,500-519)	8	7	1	49.4	47.0	76.9
Diseases of arteries and veins (440-448)	9	9	-	55.6	60.4	0
Homicides (E960-E969)	3	-	-	0	0	0
Birth injuries and other diseases peculiar to early infancy (760-779)	3	3	-	18.5	20.1	0
HARRIAGES	362	343	19	22.3	23.0	14.6
DIVORCES	76	-	-	4.7	-	-

ITEM	HARRIS					
	NUMBER			RATE OR RATIO*		
	TOTAL	WHITE	NON-WHITE	TOTAL	WHITE	NON-WHITE
POPULATION	11,300	6,300	4,800	-	-	-
LIVE BIRTHS	219	82	137	19.4	12.6	28.5
Immature births	20	6	14	91.3	73.2	102.2
Live births to unved mothers	49	2	47	223.7	24.4	343.1
FETAL DEATHS	7	2	5	32.0	24.4	36.3
DEATHS	152	80	72	1345.1	1230.8	1500.0
Under 1 year	1	2	1	13.7	24.4	7.3
Under 28 days	1	1	-	4.6	12.2	0
Deaths from immaturity	-	-	-	0	0	0
Maternal deaths	-	-	-	0	0	0
LEADING CAUSES OF DEATH IN GEORGIA						
Heart disease (390-398,402,404,410-429)	50	30	20	442.3	461.5	416.7
Cancer (140-209)	19	10	9	168.1	153.8	187.5
Cerebrovascular (430-438)	21	12	9	185.0	184.6	187.5
Motor vehicle accidents (E810-E823)	10	4	6	88.5	61.5	125.0
Influenza and pneumonia (470-474,480-486)	8	2	6	70.8	30.8	125.0
All accidents other than motor vehicle (E806-E807, E825-E949)	6	2	4	53.1	30.8	83.3
Diseases of the respiratory system (460-466,490-493,500-519)	3	1	-	8.8	15.4	0
Diseases of arteries and veins (440-448)	11	4	7	97.3	61.5	145.8
Homicides (E960-E969)	5	2	3	44.2	30.8	62.5
Birth injuries and other diseases peculiar to early infancy (760-779)	1	1	-	8.8	15.4	0
MARRIAGES	127	86	41	11.2	13.2	8.5
DIVORCES	27	-	-	2.4	-	-

ITEM	HEARD					
	NUMBER			RATE OR RATIO*		
	TOTAL	WHITE	NON-WHITE	TOTAL	WHITE	NON-WHITE
POPULATION	3,700	4,400	1,300	-	-	-
LIVE BIRTHS	79	35	24	13.9	12.5	18.5
Immature births	0	4	4	101.3	72.7	166.7
Live births to unved mothers	7	1	6	88.6	18.2	230.0
FETAL DEATHS	4	3	1	50.6	54.3	41.7
DEATHS	66	34	12	1157.9	1227.3	923.1
Under 1 year	2	2	-	25.3	36.4	0
Under 28 days	1	1	-	12.7	18.2	0
Deaths from immaturity	-	-	-	0	0	0
Maternal deaths	-	-	-	0	0	0
LEADING CAUSES OF DEATH IN GEORGIA						
Heart disease (390-398,402,404,410-429)	18	17	1	315.0	386.4	76.9
Cancer (140-209)	7	6	1	122.8	136.4	76.9
Cerebrovascular (430-438)	12	9	3	210.5	204.5	230.8
Motor vehicle accidents (E810-E823)	2	2	-	35.1	45.3	0
Influenza and pneumonia (470-474,480-486)	3	3	-	52.6	68.2	0
All accidents other than motor vehicle (E806-E807, E825-E949)	-	-	-	0	0	0
Diseases of the respiratory system (460-466,490-493,500-519)	2	1	1	35.1	22.7	76.9
Diseases of arteries and veins (440-448)	2	1	1	35.1	22.7	76.9
Homicides (E960-E969)	1	1	-	17.5	22.7	0
Birth injuries and other diseases peculiar to early infancy (760-779)	1	1	-	17.5	22.7	0
MARRIAGES	86	69	17	15.1	15.7	13.1
DIVORCES	18	-	-	3.2	-	-

ITEM	HART					
	NUMBER			RATE OR RATIO*		
	TOTAL	WHITE	NON-WHITE	TOTAL	WHITE	NON-WHITE
POPULATION	16,000	12,200	3,800	-	-	-
LIVE BIRTHS	291	173	118	18.2	14.2	31.1
Immature births	34	13	21	116.8	75.1	178.8
Live births to unved mothers	43	7	36	147.8	40.5	305.1
FETAL DEATHS	4	2	2	13.7	11.6	16.9
DEATHS	164	120	44	1025.0	983.6	1157.9
Under 1 year	6	2	4	20.6	11.6	33.9
Under 28 days	3	2	1	10.3	11.6	8.5
Deaths from immaturity	-	-	-	0	0	0
Maternal deaths	-	-	-	0	0	0
LEADING CAUSES OF DEATH IN GEORGIA						
Heart disease (390-398,402,404,410-429)	56	42	14	350.0	344.3	368.4
Cancer (140-209)	25	20	5	156.3	163.9	131.6
Cerebrovascular (430-438)	22	17	5	137.5	139.3	131.6
Motor vehicle accidents (E810-E823)	12	8	4	75.0	65.6	105.3
Influenza and pneumonia (470-474,480-486)	5	4	1	31.3	32.8	26.3
All accidents other than motor vehicle (E806-E807, E825-E949)	5	4	1	31.3	32.8	16.3
Diseases of the respiratory system (460-466,490-493,500-519)	2	2	-	12.6	16.4	0
Diseases of arteries and veins (440-448)	4	4	-	25.0	32.8	0
Homicides (E960-E969)	2	-	2	12.5	0	52.6
Birth injuries and other diseases peculiar to early infancy (760-779)	1	1	-	6.3	8.2	0
MARRIAGES	271 ¹	220	50	16.9	18.0	13.2
DIVORCES	36	-	-	2.3	-	-

ITEM	HENRY					
	NUMBER			RATE OR RATIO*		
	TOTAL	WHITE	NON-WHITE	TOTAL	WHITE	NON-WHITE
POPULATION	24,700	17,400	7,300	-	-	-
LIVE BIRTHS	480	309	171	19.4	17.8	23.4
Immature births	38	20	18	100.0	64.7	163.7
Live births to unved mothers	53	6	47	110.4	19.4	274.9
FETAL DEATHS	34	21	13	70.8	68.0	76.0
DEATHS	211	163	48	854.3	936.8	657.5
Under 1 year	3	3	-	6.3	9.7	0
Under 28 days	2	2	-	4.2	6.3	0
Deaths from immaturity	-	-	-	0	0	0
Maternal deaths	-	-	-	0	0	0
LEADING CAUSES OF DEATH IN GEORGIA						
Heart disease (390-398,402,404,410-429)	77	61	16	311.7	350.6	219.2
Cancer (140-209)	26	23	3	105.3	132.2	41.1
Cerebrovascular (430-438)	42	28	14	170.0	160.9	191.8
Motor vehicle accidents (E810-E823)	8	7	1	32.4	40.2	13.7
Influenza and pneumonia (470-474,480-486)	6	5	1	24.2	28.7	13.7
All accidents other than motor vehicle (E806-E807, E825-E949)	10	6	4	40.5	34.5	54.8
Diseases of the respiratory system (460-466,490-493,500-519)	5	5	-	20.2	28.7	0
Diseases of arteries and veins (440-448)	3	3	-	20.2	28.7	0
Homicides (E960-E969)	-	-	-	0	0	0
Birth injuries and other diseases peculiar to early infancy (760-779)	2	2	-	8.1	11.5	0
MARRIAGES	237	172	65	9.6	9.9	8.9
DIVORCES	85	-	-	3.4	-	-

¹(1) race unknown

ITEM	HOUSTON					
	NUMBER			RATE OR RATIO*		
	TOTAL	WHITE	NON-WHITE	TOTAL	WHITE	NON-WHITE
POPULATION	61,200	31,300	9,900	-	-	-
LIVE BIRTHS	1,302	969	333	21.3	18.9	33.6
Immature births	102	63	39	78.3	65.0	117.1
Live births to unved mothers	113	20	93	86.8	30.6	279.3
FETAL DEATHS	39	31	8	30.0	32.0	24.0
DEATHS	396	308	88	647.1	600.4	888.9
Under 1 year	31	21	10	23.0	21.7	30.0
Under 28 days	21	14	7	16.1	14.4	21.0
Deaths from immaturity	1	-	1	0.8	0	3.0
Maternal deaths	-	-	-	0	0	0
LEADING CAUSES OF DEATH IN GEORGIA						
Heart disease (390-398,402,404,410-429)	114	91	23	186.3	177.4	232.3
Cancer (140-209)	63	50	13	102.9	97.5	131.3
Cerebrovascular (430-438)	32	19	13	52.3	37.0	131.3
Motor vehicle accidents (E810-E823)	47	43	4	76.8	83.8	40.4
Influenza and pneumonia (470-474,480-486)	13	8	5	21.3	15.5	50.5
All accidents other than motor vehicle (E806-E807, E825-E949)	16	13	3	26.1	25.3	30.3
Diseases of the respiratory system (460-466,490-493,500-519)	14	13	1	22.8	23.3	10.1
Diseases of arteries and veins (440-448)	8	7	1	13.1	13.6	10.1
Homicides (E960-E969)	7	4	3	11.4	7.8	30.3
Birth injuries and other diseases peculiar to early infancy (760-779)	18	11	7	29.4	21.4	70.7
HARRIAGES	732	623	109	12.0	12.1	11.0
DIVORCES	360	---	---	5.9	---	---

ITEM	JACKSON					
	NUMBER			RATE OR RATIO*		
	TOTAL	WHITE	NON-WHITE	TOTAL	WHITE	NON-WHITE
POPULATION	21,400	10,700	2,700	-	-	-
LIVE BIRTHS	391	330	61	18.3	17.6	22.6
Immature births	31	23	8	79.3	69.7	131.1
Live births to unved mothers	27	9	18	69.1	27.3	295.1
FETAL DEATHS	4	2	2	10.2	6.1	32.8
DEATHS	248	218	30	1150.9	1165.8	1111.1
Under 1 year	5	4	1	12.8	12.1	16.4
Under 28 days	2	2	-	5.1	6.1	0
Deaths from immaturity	1	1	-	2.6	3.0	0
Maternal deaths	-	-	-	0	0	0
LEADING CAUSES OF DEATH IN GEORGIA						
Heart disease (390-398,402,404,410-429)	96	84	12	448.6	449.2	444.4
Cancer (140-209)	40	37	3	186.9	197.9	111.1
Cerebrovascular (430-438)	33	27	6	154.2	144.4	222.2
Motor vehicle accidents (E810-E823)	14	13	1	65.4	69.5	37.0
Influenza and pneumonia (470-474,480-486)	3	3	-	14.0	16.0	0
All accidents other than motor vehicle (E806-E807, E825-E949)	10	8	2	46.7	42.8	74.1
Diseases of the respiratory system (460-466,490-493,500-519)	7	7	-	32.7	37.4	0
Diseases of arteries and veins (440-448)	3	3	-	14.0	16.0	0
Homicides (E960-E969)	3	2	1	23.4	10.7	111.1
Birth injuries and other diseases peculiar to early infancy (760-779)	1	1	-	4.7	5.3	0
HARRIAGES	225	204	21	10.5	10.9	7.8
DIVORCES	70	---	---	3.3	---	---

ITEM	IRWIN					
	NUMBER			RATE OR RATIO*		
	TOTAL	WHITE	NON-WHITE	TOTAL	WHITE	NON-WHITE
POPULATION	8,200	5,300	2,700	-	-	-
LIVE BIRTHS	123	54	69	15.0	9.8	25.6
Immature births	15	2	13	122.0	37.0	188.4
Live births to unved mothers	36	2	34	292.7	37.0	492.8
FETAL DEATHS	6	-	6	48.8	0	87.0
DEATHS	102	69	33	1243.9	1254.5	1222.2
Under 1 year	5	2	3	40.7	37.0	43.5
Under 28 days	2	2	-	16.3	37.0	0
Deaths from immaturity	2	2	-	16.3	37.0	0
Maternal deaths	-	-	-	0	0	0
LEADING CAUSES OF DEATH IN GEORGIA						
Heart disease (390-398,402,404,410-429)	35	23	12	426.8	418.2	444.4
Cancer (140-209)	16	15	1	195.1	272.7	37.0
Cerebrovascular (430-438)	23	12	11	280.5	218.2	407.4
Motor vehicle accidents (E810-E823)	4	2	2	48.8	36.4	74.1
Influenza and pneumonia (470-474,480-486)	1	1	-	12.2	18.2	0
All accidents other than motor vehicle (E806-E807, E825-E949)	1	-	1	12.2	0	37.0
Diseases of the respiratory system (460-466,490-493,500-519)	4	4	-	48.8	72.7	0
Diseases of arteries and veins (440-448)	2	1	1	24.4	18.2	37.0
Homicides (E960-E969)	1	-	1	12.2	0	37.0
Birth injuries and other diseases peculiar to early infancy (760-779)	2	2	-	24.4	36.4	0
HARRIAGES	94	63	31	11.5	11.5	11.5
DIVORCES	-	---	---	0	---	---

ITEM	JASPER					
	NUMBER			RATE OR RATIO*		
	TOTAL	WHITE	NON-WHITE	TOTAL	WHITE	NON-WHITE
POPULATION	6,100	3,200	2,900	-	-	-
LIVE BIRTHS	93	37	56	15.2	11.6	19.3
Immature births	15	5	10	161.3	135.1	178.6
Live births to unved mothers	15	-	15	161.3	0	267.9
FETAL DEATHS	4	2	2	43.0	54.1	35.7
DEATHS	73	34	39	1196.7	1062.5	1344.8
Under 1 year	3	1	2	32.3	27.0	35.7
Under 28 days	2	1	1	21.5	27.0	17.9
Deaths from immaturity	-	-	-	0	0	0
Maternal deaths	-	-	-	0	0	0
LEADING CAUSES OF DEATH IN GEORGIA						
Heart disease (390-398,402,404,410-429)	26	15	11	426.2	468.8	379.3
Cancer (140-209)	11	4	7	180.3	125.0	261.4
Cerebrovascular (430-438)	20	9	11	327.9	281.3	379.3
Motor vehicle accidents (E810-E823)	2	1	1	32.8	31.3	34.5
Influenza and pneumonia (470-474,480-486)	1	-	1	16.4	0	34.5
All accidents other than motor vehicle (E806-E807, E825-E949)	3	-	3	49.2	0	103.4
Diseases of the respiratory system (460-466,490-493,500-519)	-	-	-	0	0	0
Diseases of arteries and veins (440-448)	-	-	-	0	0	0
Homicides (E960-E969)	3	2	1	49.2	62.5	34.5
Birth injuries and other diseases peculiar to early infancy (760-779)	1	-	1	16.4	0	34.5
HARRIAGES	46	29	17	7.5	9.1	5.9
DIVORCES	17	---	---	2.8	---	---

ITEM	JEFF DAVIS					
	NUMBER			RATE OR RATIO*		
	TOTAL	WHITE	NON-WHITE	TOTAL	WHITE	NON-WHITE
POPULATION	9,900	8,100	1,800	-	-	-
LIVE BIRTHS	216	164	52	21.8	20.2	28.9
Immature births	12	8	4	55.6	48.8	76.9
Live births to unved mothers	31	8	23	143.5	48.8	442.3
FETAL DEATHS	4	2	2	18.5	12.2	38.3
DEATHS	107	89	18	1080.8	1098.0	1000.0
Under 1 year	4	1	3	18.5	6.1	37.7
Under 28 days	1	-	1	4.6	0	19.2
Deaths from immaturity	-	-	-	0	0	0
Maternal deaths	-	-	-	0	0	0
LEADING CAUSES OF DEATH IN GEORGIA						
Heart disease (390-398,402,404, 410-429)	46	37	9	466.6	456.8	500.0
Cancer (140-209)	12	10	2	121.2	123.3	111.1
Cerebrovascular (430-438)	18	16	2	181.8	197.5	111.1
Motor vehicle accidents (E810-E823)	4	4	-	40.4	49.4	0
Influenza and pneumonia (470-474, 480-486)	2	2	-	20.2	24.7	0
All accidents other than motor vehicle (E806-E807, E825-E949)	6	4	2	60.6	49.4	111.1
Diseases of the respiratory system (460-466,490-493,500-519)	1	1	-	10.1	12.3	0
Diseases of arteries and veins (440-448)	2	2	-	20.2	24.7	0
Homicides (E960-E969)	1	-	1	10.1	0	35.6
Birth injuries and other diseases peculiar to early infancy (760-779)	1	-	1	10.1	0	35.6
HARRIAGES	148	120	28	14.9	14.8	15.6
DIVORCES	53	-	-	5.4	-	-

ITEM	JENKINS					
	NUMBER			RATE OR RATIO*		
	TOTAL	WHITE	NON-WHITE	TOTAL	WHITE	NON-WHITE
POPULATION	8,200	4,700	3,500	-	-	-
LIVE BIRTHS	149	68	81	18.2	14.3	23.1
Immature births	10	3	7	67.1	44.1	86.4
Live births to unved mothers	27	1	26	181.2	14.7	321.0
FETAL DEATHS	4	-	4	26.8	0	49.4
DEATHS	104	52	52	1268.3	1105.4	1485.7
Under 1 year	3	2	1	20.1	29.4	12.3
Under 28 days	1	1	-	6.7	14.7	0
Deaths from immaturity	-	-	-	0	0	0
Maternal deaths	-	-	-	0	0	0
LEADING CAUSES OF DEATH IN GEORGIA						
Heart disease (390-398,402,404, 410-429)	31	17	14	378.0	361.7	400.0
Cancer (140-209)	11	10	1	134.1	212.8	28.6
Cerebrovascular (430-438)	20	10	10	243.9	212.8	285.7
Motor vehicle accidents (E810-E823)	3	2	1	61.0	42.6	85.7
Influenza and pneumonia (470-474, 480-486)	5	1	4	61.0	21.3	114.3
All accidents other than motor vehicle (E806-E807, E825-E949)	6	2	4	73.2	42.6	114.3
Diseases of the respiratory system (460-466,490-493,500-519)	1	1	-	12.2	21.3	0
Diseases of arteries and veins (440-448)	3	2	1	36.6	42.6	28.6
Homicides (E960-E969)	5	1	4	61.0	21.3	114.3
Birth injuries and other diseases peculiar to early infancy (760-779)	-	-	-	0	0	0
HARRIAGES	99	53	46	12.1	11.3	13.1
DIVORCES	13	-	-	1.6	-	-

ITEM	JEFFERSON					
	NUMBER			RATE OR RATIO*		
	TOTAL	WHITE	NON-WHITE	TOTAL	WHITE	NON-WHITE
POPULATION	16,000	7,400	8,600	-	-	-
LIVE BIRTHS	361	113	248	22.6	15.3	28.8
Immature births	32	4	28	88.6	35.4	112.9
Live births to unved mothers	102	4	98	282.5	35.4	395.2
FETAL DEATHS	9	-	9	24.9	0	26.3
DEATHS	198	90	108	1237.5	1216.2	1255.8
Under 1 year	6	1	5	16.6	8.8	20.2
Under 28 days	2	-	2	5.5	0	8.1
Deaths from immaturity	2	-	2	5.5	0	8.1
Maternal deaths	-	-	-	0	0	0
LEADING CAUSES OF DEATH IN GEORGIA						
Heart disease (390-398,402,404, 410-429)	86	46	40	537.5	621.6	465.1
Cancer (140-209)	21	11	10	131.3	148.6	116.3
Cerebrovascular (430-438)	22	8	14	137.5	108.1	162.8
Motor vehicle accidents (E810-E823)	11	5	6	68.8	67.6	69.8
Influenza and pneumonia (470-474, 480-486)	8	3	5	50.0	40.5	58.1
All accidents other than motor vehicle (E806-E807, E825-E949)	6	1	5	37.5	13.5	58.1
Diseases of the respiratory system (460-466,490-493,500-519)	2	2	-	12.6	27.0	0
Diseases of arteries and veins (440-448)	4	1	3	25.1	13.5	34.9
Homicides (E960-E969)	4	1	3	25.1	13.5	34.9
Birth injuries and other diseases peculiar to early infancy (760-779)	2	-	2	12.6	0	23.3
HARRIAGES	126	57	69	7.9	7.7	8.0
DIVORCES	51	-	-	3.2	-	-

ITEM	JOHNSON					
	NUMBER			RATE OR RATIO*		
	TOTAL	WHITE	NON-WHITE	TOTAL	WHITE	NON-WHITE
POPULATION	7,600	5,300	2,300	-	-	-
LIVE BIRTHS	140	75	65	18.4	14.2	28.3
Immature births	7	1	6	50.0	13.3	92.3
Live births to unved mothers	23	1	22	164.3	13.3	338.5
FETAL DEATHS	5	3	2	35.7	40.0	30.8
DEATHS	97	65	32	1276.3	1226.4	1391.3
Under 1 year	5	-	5	35.7	0	76.9
Under 28 days	3	-	3	21.4	0	46.2
Deaths from immaturity	2	-	2	14.3	0	30.8
Maternal deaths	-	-	-	0	0	0
LEADING CAUSES OF DEATH IN GEORGIA						
Heart disease (390-398,402,404, 410-429)	28	21	7	368.4	396.2	304.3
Cancer (140-209)	14	8	6	184.2	150.9	260.9
Cerebrovascular (430-438)	11	8	3	144.7	150.9	130.4
Motor vehicle accidents (E810-E823)	9	6	3	118.4	113.2	130.4
Influenza and pneumonia (470-474, 480-486)	5	2	3	65.8	37.7	130.4
All accidents other than motor vehicle (E806-E807, E825-E949)	4	1	3	52.6	18.9	130.4
Diseases of the respiratory system (460-466,490-493,500-519)	3	2	1	39.5	37.8	43.5
Diseases of arteries and veins (440-448)	3	3	-	39.5	56.6	0
Homicides (E960-E969)	2	2	-	26.3	37.7	0
Birth injuries and other diseases peculiar to early infancy (760-779)	2	-	2	26.3	0	87.0
HARRIAGES	118	86	32	15.5	16.2	13.9
DIVORCES	39	-	-	5.1	-	-

ITEM	JONES					
	NUMBER			RATE OR RATIO*		
	TOTAL	WHITE	NON-WHITE	TOTAL	WHITE	NON-WHITE
POPULATION	14,100	9,000	5,100	-	-	-
LIVE BIRTHS	211	121	90	15.0	13.4	17.6
Immature births	17	7	10	80.6	57.9	111.1
Live births to unved mothers	31	3	28	146.9	24.8	311.1
FETAL DEATHS	2	2	-	9.5	16.5	0
DEATHS	105	65	40	744.7	722.2	784.3
Under 1 year	4	4	-	19.0	33.1	0
Under 28 days	4	4	-	19.0	33.1	0
Deaths from immaturity	1	1	-	4.7	8.3	0
Maternal deaths	1	-	1	47.4	0	111.1
LEADING CAUSES OF DEATH IN GEORGIA						
Heart disease (390-398,402,404,410-429)	32	23	9	227.0	255.6	176.5
Cancer (140-209)	14	9	5	99.3	108.0	98.0
Cerebrovascular (430-438)	14	8	6	99.3	88.9	117.6
Motor vehicle accidents (E810-E823)	9	3	6	63.8	33.3	117.6
Influenza and pneumonia (470-474,480-486)	5	3	2	35.5	33.3	39.2
All accidents other than motor vehicle (E806-E807, E825-E949)	4	1	3	28.4	11.1	58.8
Diseases of the respiratory system (460-466,490-493,500-519)	1	1	-	7.1	11.1	0
Diseases of arteries and veins (440-448)	3	2	1	21.3	22.2	19.6
Homicides (E960-E969)	4	2	2	28.4	22.2	39.2
Birth injuries and other diseases peculiar to early infancy (760-779)	3	3	-	21.3	33.3	0
HARRIAGES	132	96	36	9.4	10.7	7.1
DIVORCES	20	-	-	1.4	-	-

ITEM	LANIER					
	NUMBER			RATE OR RATIO*		
	TOTAL	WHITE	NON-WHITE	TOTAL	WHITE	NON-WHITE
POPULATION	3,200	3,700	1,300	-	-	-
LIVE BIRTHS	89	31	30	17.1	13.8	25.3
Immature births	12	5	7	136.8	90.0	184.2
Live births to unved mothers	20	1	19	224.7	19.6	500.0
FETAL DEATHS	4	3	1	44.9	58.8	26.3
DEATHS	77	58	19	1480.8	1567.6	1266.7
Under 1 year	3	1	2	33.7	19.6	52.6
Under 28 days	1	1	-	11.2	19.6	0
Deaths from immaturity	-	-	-	0	0	0
Maternal deaths	-	-	-	0	0	0
LEADING CAUSES OF DEATH IN GEORGIA						
Heart disease (390-398,402,404,410-429)	34	31	3	653.8	837.8	200.0
Cancer (140-209)	9	5	4	171.1	135.1	266.7
Cerebrovascular (430-438)	7	5	2	136.6	135.1	133.3
Motor vehicle accidents (E810-E823)	2	2	-	38.5	54.1	0
Influenza and pneumonia (470-474,480-486)	6	4	2	115.4	108.1	133.3
All accidents other than motor vehicle (E806-E807, E825-E949)	2	-	2	38.5	0	133.3
Diseases of the respiratory system	1	1	-	19.2	27.0	0
Diseases of arteries and veins (440-448)	3	3	-	37.7	81.1	0
Homicides (E960-E969)	2	1	1	38.5	27.0	66.7
Birth injuries and other diseases peculiar to early infancy (760-779)	1	1	-	19.2	27.0	0
HARRIAGES	74	58	16	14.2	15.7	10.7
DIVORCES	20	-	-	3.8	-	-

ITEM	LANAR					
	NUMBER			RATE OR RATIO*		
	TOTAL	WHITE	NON-WHITE	TOTAL	WHITE	NON-WHITE
POPULATION	11,100	6,800	4,300	-	-	-
LIVE BIRTHS	189	94	95	17.0	13.8	22.1
Immature births	18	5	13	95.2	53.2	136.8
Live births to unved mothers	29	4	25	153.4	42.6	263.2
FETAL DEATHS	12	6	6	63.5	63.8	63.2
DEATHS	119	87	32	1072.1	1279.4	744.2
Under 1 year	5	2	3	26.5	21.3	31.6
Under 28 days	3	1	2	15.9	10.6	21.1
Deaths from immaturity	-	-	-	0	0	0
Maternal deaths	-	-	-	0	0	0
LEADING CAUSES OF DEATH IN GEORGIA						
Heart disease (390-398,402,404,410-429)	46	37	9	414.4	573.5	209.3
Cancer (140-209)	18	12	6	162.2	176.5	139.5
Cerebrovascular (430-438)	14	8	6	126.1	117.6	139.5
Motor vehicle accidents (E810-E823)	4	4	-	36.0	58.8	0
Influenza and pneumonia (470-474,480-486)	4	3	1	36.0	44.1	23.3
All accidents other than motor vehicle (E806-E807, E825-E949)	6	3	3	54.1	73.5	23.3
Diseases of the respiratory system (460-466,490-493,500-519)	7	6	1	63.0	88.2	23.3
Diseases of arteries and veins (440-448)	2	1	1	18.0	14.7	23.3
Homicides (E960-E969)	2	2	-	18.0	29.4	0
Birth injuries and other diseases peculiar to early infancy (760-779)	2	1	1	18.0	14.7	23.3
HARRIAGES	91	60	31	8.2	8.8	7.2
DIVORCES	30	-	-	2.7	-	-

ITEM	LAURENS					
	NUMBER			RATE OR RATIO*		
	TOTAL	WHITE	NON-WHITE	TOTAL	WHITE	NON-WHITE
POPULATION	31,900	21,200	10,700	-	-	-
LIVE BIRTHS	373	328	245	18.0	15.5	22.9
Immature births	57	25	32	99.5	76.2	130.6
Live births to unved mothers	67	7	60	116.9	21.3	244.9
FETAL DEATHS	12	7	5	20.9	21.3	20.4
DEATHS	359	239	120	1125.4	1127.4	1121.5
Under 1 year	16	7	9	27.9	21.3	36.7
Under 28 days	2	6	3	15.7	18.3	12.2
Deaths from immaturity	-	-	-	0	0	0
Maternal deaths	-	-	-	0	0	0
LEADING CAUSES OF DEATH IN GEORGIA						
Heart disease (390-398,402,404,410-429)	116	83	31	357.4	391.5	289.7
Cancer (140-209)	37	27	10	116.0	127.4	93.5
Cerebrovascular (430-438)	41	28	13	128.5	132.1	121.5
Motor vehicle accidents (E810-E823)	18	10	8	56.4	47.2	74.8
Influenza and pneumonia (470-474,480-486)	21	11	10	65.8	51.9	93.5
All accidents other than motor vehicle (E806-E807, E825-E949)	14	8	6	43.9	37.7	56.1
Diseases of the respiratory system	11	9	2	34.4	42.4	18.7
Diseases of arteries and veins (440-448)	5	4	1	15.6	18.9	9.3
Homicides (E960-E969)	9	5	4	28.2	23.6	37.4
Birth injuries and other diseases peculiar to early infancy (760-779)	7	4	3	21.9	18.9	28.0
HARRIAGES	455	299	156	14.3	14.1	14.6
DIVORCES	33	-	-	1.7	-	-

ITEM	LEE					
	NUMBER			RATE OR RATIO*		
	TOTAL	WHITE	NON-WHITE	TOTAL	WHITE	NON-WHITE
POPULATION	7,600	4,600	3,000	-	-	-
LIVE BIRTHS	206	121	85	27.1	26.3	28.3
Immature births	15	7	8	72.0	57.9	94.1
Live births to unved mothers	33	3	30	160.2	24.0	352.9
FETAL DEATHS	1	-	1	4.9	0	11.8
DEATHS	69	34	35	907.9	739.1	1166.7
Under 1 year	4	2	2	19.4	16.5	23.5
Under 28 days	2	1	1	9.7	8.3	11.8
Deaths from immaturity	-	-	-	0	0	0
Maternal deaths	-	-	-	0	0	0
LEADING CAUSES OF DEATH IN GEORGIA						
Heart disease (390-398,402,404, 410-429)	21	9	12	276.3	195.7	400.0
Cancer (140-209)	12	7	5	157.9	132.2	166.7
Cerebrovascular (430-438)	15	5	10	197.4	108.7	331.3
Motor vehicle accidents (E810-E823)	3	2	1	39.5	43.5	31.3
Influenza and pneumonia (470-474, 480-486)	2	-	2	26.3	0	66.7
All accidents other than motor vehicle (E806-E807, E825-E949)	3	3	-	39.5	65.2	0
Diseases of the respiratory system (460-466,490-493,500-519)	1	1	-	13.2	21.7	0
Diseases of arteries and veins (440-448)	2	2	-	26.3	43.5	0
Homicides (E960-E969)	2	2	-	26.3	43.5	0
Birth injuries and other diseases peculiar to early infancy (760-779)	1	1	-	13.2	21.7	0
MARRIAGES	84	59	25	11.1	12.8	8.3
DIVORCES	22	-	-	2.9	-	-

ITEM	LINCOLN					
	NUMBER			RATE OR RATIO*		
	TOTAL	WHITE	NON-WHITE	TOTAL	WHITE	NON-WHITE
POPULATION	6,600	3,300	2,700	-	-	-
LIVE BIRTHS	107	47	60	17.0	14.2	22.2
Immature births	6	1	5	36.1	21.3	83.3
Live births to unved mothers	17	1	16	158.9	21.3	266.7
FETAL DEATHS	5	1	4	46.7	21.3	66.7
DEATHS	65	44	21	1081.3	1333.3	777.8
Under 1 year	3	1	2	28.0	21.3	33.3
Under 28 days	2	1	1	18.7	21.3	16.7
Deaths from immaturity	-	-	-	0	0	0
Maternal deaths	-	-	-	0	0	0
LEADING CAUSES OF DEATH IN GEORGIA						
Heart disease (390-398,402,404, 410-429)	25	18	7	416.7	545.3	259.3
Cancer (140-209)	13	9	4	216.7	272.7	148.1
Cerebrovascular (430-438)	12	9	3	200.0	272.7	111.1
Motor vehicle accidents (E810-E823)	1	-	1	16.7	0	37.0
Influenza and pneumonia (470-474, 480-486)	2	1	1	33.3	30.3	37.0
All accidents other than motor vehicle (E806-E807, E825-E949)	2	1	1	33.3	30.3	37.0
Diseases of the respiratory system (460-466,490-493,500-519)	1	-	1	16.7	0	37.0
Diseases of arteries and veins (440-448)	-	-	-	0	0	0
Homicides (E960-E969)	1	-	1	16.7	0	37.0
Birth injuries and other diseases peculiar to early infancy (760-779)	1	1	-	16.7	30.3	0
MARRIAGES	71	51	20	11.8	15.5	7.4
DIVORCES	15	-	-	2.5	-	-

ITEM	LIBERTY					
	NUMBER			RATE OR RATIO*		
	TOTAL	WHITE	NON-WHITE	TOTAL	WHITE	NON-WHITE
POPULATION	16,100	10,600	5,500	-	-	-
LIVE BIRTHS	313	171	142	19.4	16.1	25.8
Immature births	41	10	31	131.0	58.5	218.3
Live births to unved mothers	63	8	55	201.3	46.8	387.3
FETAL DEATHS	19	14	5	60.7	81.9	35.2
DEATHS	118	58	60	732.9	547.2	1090.9
Under 1 year	15	8	7	47.9	46.8	49.3
Under 28 days	10	6	4	31.9	35.1	28.2
Deaths from immaturity	-	-	-	0	0	0
Maternal deaths	1	-	1	31.9	0	70.4
LEADING CAUSES OF DEATH IN GEORGIA						
Heart disease (390-398,402,404, 410-429)	46	19	27	285.7	179.2	490.9
Cancer (140-209)	15	9	6	93.2	84.9	109.1
Cerebrovascular (430-438)	11	5	6	68.3	47.2	109.1
Motor vehicle accidents (E810-E823)	6	3	3	37.3	28.3	54.5
Influenza and pneumonia (470-474, 480-486)	2	1	1	12.4	9.4	18.2
All accidents other than motor vehicle (E806-E807, E825-E949)	9	6	3	55.9	56.6	54.5
Diseases of the respiratory system (460-466,490-493,500-519)	3	-	3	18.6	0	54.5
Diseases of arteries and veins (440-448)	1	1	-	6.2	9.4	0
Homicides (E960-E969)	1	-	1	6.2	0	18.2
Birth injuries and other diseases peculiar to early infancy (760-779)	6	4	2	37.3	37.7	36.6
MARRIAGES	160	112	48	9.9	10.6	8.7
DIVORCES	101	-	-	6.3	-	-

ITEM	LONG					
	NUMBER			RATE OR RATIO*		
	TOTAL	WHITE	NON-WHITE	TOTAL	WHITE	NON-WHITE
POPULATION	3,600	2,500	1,100	-	-	-
LIVE BIRTHS	65	40	25	18.1	16.0	22.7
Immature births	7	4	3	107.7	100.0	120.0
Live births to unved mothers	11	2	9	169.2	50.0	360.0
FETAL DEATHS	-	-	-	0	0	0
DEATHS	48	34	14	1333.3	1360.0	1272.7
Under 1 year	1	-	-	15.4	25.0	0
Under 28 days	1	1	-	15.4	25.0	0
Deaths from immaturity	-	-	-	0	0	0
Maternal deaths	-	-	-	0	0	0
LEADING CAUSES OF DEATH IN GEORGIA						
Heart disease (390-398,402,404, 410-429)	23	15	8	638.9	600.0	727.3
Cancer (140-209)	6	5	1	166.7	200.0	90.9
Cerebrovascular (430-438)	7	6	1	194.4	240.0	90.9
Motor vehicle accidents (E810-E823)	3	2	1	83.3	80.0	90.9
Influenza and pneumonia (470-474, 480-486)	2	2	-	35.6	80.0	0
All accidents other than motor vehicle (E806-E807, E825-E949)	-	-	-	0	0	0
Diseases of the respiratory system (460-466,490-493,500-519)	-	-	-	0	0	0
Diseases of arteries and veins (440-448)	1	1	-	27.8	40.0	0
Homicides (E960-E969)	-	-	-	0	0	0
Birth injuries and other diseases peculiar to early infancy (760-779)	-	-	-	0	0	0
MARRIAGES	242 ¹	211	27	67.2	84.4	24.5
DIVORCES	19	-	-	5.3	-	-

¹ (4) race unknown

ITEM	LOWMDES					
	NUMBER			RATE OR RATIO*		
	TOTAL	WHITE	NON-WHITE	TOTAL	WHITE	NON-WHITE
POPULATION	56,000	40,000	16,000	-	-	-
LIVE BIRTHS	1,321	839	482	23.6	21.0	30.1
Immature births	126	55	71	95.4	65.6	147.3
Live births to unved mothers	189	26	163	143.1	31.0	338.2
FETAL DEATHS	81	48	33	61.3	37.2	68.5
DEATHS	517	320	197	923.2	800.0	1231.3
Under 1 year	16	9	5	10.6	10.7	10.4
Under 28 days	9	7	2	6.8	8.3	4.1
Deaths from immaturity	4	3	1	3.0	3.6	2.1
Maternal deaths	-	-	-	0	0	0
LEADING CAUSES OF DEATH IN GEORGIA						
Heart disease (390-398,402,404, 410-429)	224	133	91	400.0	332.5	568.8
Cancer (140-209)	71	47	24	126.8	117.5	150.0
Cerebrovascular (430-438)	66	36	30	117.9	90.0	137.5
Motor vehicle accidents (E810-E823)	20	13	7	35.7	32.5	43.8
Influenza and pneumonia (470-474, 480-486)	13	6	7	23.2	13.0	43.8
All accidents other than motor vehicle (E806-E807, E825-E949)	11	7	4	19.6	17.5	25.0
Diseases of the respiratory system (460-466,490-493,500-519)	17	16	1	30.3	40.0	6.3
Diseases of arteries and veins (440-448)	20	15	5	35.7	37.5	31.3
Homicides (E960-E969)	6	3	3	10.7	7.5	18.8
Birth injuries and other diseases peculiar to early infancy (760-779)	9	7	2	16.1	17.5	12.6
MARRIAGES	1,892	1,529	363	33.8	38.2	22.7
DIVORCES	356	---	---	6.4	---	---

ITEM	MACON					
	NUMBER			RATE OR RATIO*		
	TOTAL	WHITE	NON-WHITE	TOTAL	WHITE	NON-WHITE
POPULATION	13,300	5,700	7,600	-	-	-
LIVE BIRTHS	281	76	205	21.1	13.3	27.0
Immature births	31	4	27	110.3	52.6	131.7
Live births to unved mothers	72	1	71	256.2	33.2	346.3
FETAL DEATHS	13	2	11	46.3	26.3	53.7
DEATHS	140	56	84	1052.6	982.3	1105.3
Under 1 year	16	5	11	56.9	65.8	53.7
Under 28 days	8	3	5	28.5	39.5	24.4
Deaths from immaturity	3	-	3	10.7	0	14.6
Maternal deaths	-	-	-	0	0	0
LEADING CAUSES OF DEATH IN GEORGIA						
Heart disease (390-398,402,404, 410-429)	53	23	30	398.5	403.5	394.7
Cancer (140-209)	17	9	8	127.8	157.9	105.3
Cerebrovascular (430-438)	5	2	3	37.6	35.1	39.5
Motor vehicle accidents (E810-E823)	4	1	3	30.1	17.5	39.5
Influenza and pneumonia (470-474, 480-486)	6	3	3	45.1	52.6	39.5
All accidents other than motor vehicle (E806-E807, E825-E949)	5	1	4	37.6	17.5	52.6
Diseases of the respiratory system (460-466,490-493,500-519)	2	1	1	15.0	17.5	13.2
Diseases of arteries and veins (440-448)	14	5	9	105.3	87.7	118.6
Homicides (E960-E969)	2	1	1	15.0	17.5	13.2
Birth injuries and other diseases peculiar to early infancy (760-779)	6	3	3	45.1	52.6	39.5
MARRIAGES	131	62	69	9.8	10.9	9.1
DIVORCES	34	---	---	2.6	---	---

ITEM	LURKIN					
	NUMBER			RATE OR RATIO*		
	TOTAL	WHITE	NON-WHITE	TOTAL	WHITE	NON-WHITE
POPULATION	9,100	8,900	200	-	-	-
LIVE BIRTHS	132	130	2	14.5	14.6	10.0
Immature births	6	6	-	45.5	46.2	0
Live births to unved mothers	5	4	1	37.9	30.8	500.0
FETAL DEATHS	1	1	-	7.6	7.7	0
DEATHS	67	65	2	736.3	730.3	1000.0
Under 1 year	-	-	-	0	0	0
Under 28 days	-	-	-	0	0	0
Deaths from immaturity	-	-	-	0	0	0
Maternal deaths	-	-	-	0	0	0
LEADING CAUSES OF DEATH IN GEORGIA						
Heart disease (390-398,402,404, 410-429)	27	25	2	296.7	280.9	1000.0
Cancer (140-209)	11	11	-	120.9	123.6	0
Cerebrovascular (430-438)	10	10	-	109.9	112.4	0
Motor vehicle accidents (E810-E823)	3	3	-	33.0	33.7	0
Influenza and pneumonia (470-474, 480-486)	5	5	-	55.0	56.2	0
All accidents other than motor vehicle (E806-E807, E825-E949)	2	2	-	22.0	22.3	0
Diseases of the respiratory system (460-466,490-493,500-519)	1	1	-	11.0	11.2	0
Diseases of arteries and veins (440-448)	2	2	-	22.0	22.5	0
Homicides (E960-E969)	-	-	-	0	0	0
Birth injuries and other diseases peculiar to early infancy (760-779)	-	-	-	0	0	0
MARRIAGES	84	83	1	9.2	9.3	3.0
DIVORCES	33	---	---	3.6	---	---

ITEM	HADISON					
	NUMBER			RATE OR RATIO*		
	TOTAL	WHITE	NON-WHITE	TOTAL	WHITE	NON-WHITE
POPULATION	14,300	11,600	2,700	-	-	-
LIVE BIRTHS	242	188	54	16.9	16.2	20.0
Immature births	17	13	4	70.7	69.1	74.1
Live births to unved mothers	20	5	15	82.6	26.6	277.8
FETAL DEATHS	6	6	-	24.8	31.9	0
DEATHS	131	113	18	916.1	974.1	666.7
Under 1 year	7	3	4	28.9	16.0	74.1
Under 28 days	5	3	2	20.7	16.0	37.0
Deaths from immaturity	-	-	-	0	0	0
Maternal deaths	-	-	-	0	0	0
LEADING CAUSES OF DEATH IN GEORGIA						
Heart disease (390-398,402,404, 410-429)	46	41	5	321.7	353.4	185.2
Cancer (140-209)	26	23	3	181.8	198.3	111.1
Cerebrovascular (430-438)	22	20	2	153.8	172.4	74.1
Motor vehicle accidents (E810-E823)	4	4	-	28.0	34.5	0
Influenza and pneumonia (470-474, 480-486)	6	6	-	42.0	51.7	0
All accidents other than motor vehicle (E806-E807, E825-E949)	4	3	1	28.0	25.9	37.0
Diseases of the respiratory system (460-466,490-493,500-519)	2	2	-	14.0	17.2	0
Diseases of arteries and veins (440-448)	-	-	-	0	0	0
Homicides (E960-E969)	-	-	-	0	0	0
Birth injuries and other diseases peculiar to early infancy (760-779)	4	3	1	28.0	25.8	37.0
MARRIAGES	95	83	12	6.6	7.2	4.4
DIVORCES	-	---	---	0	---	---

ITEM	HARTON					
	NUMBER			RATE OR RATIO*		
	TOTAL	WHITE	NON-WHITE	TOTAL	WHITE	NON-WHITE
POPULATION	5,000	2,500	2,500	-	-	-
LIVE BIRTHS	77	30	47	15.6	12.0	18.8
Immature births	6	4	2	77.9	133.3	42.6
Live births to unved mothers	25	3	22	324.7	300.0	468.1
FETAL DEATHS	2	-	2	26.0	0	42.6
DEATHS	81	38	43	1620.0	1520.0	1720.0
Under 1 year	-	-	-	0	0	0
Under 28 days	-	-	-	0	0	0
Deaths from immaturity	-	-	-	0	0	0
Maternal deaths	-	-	-	0	0	0
LEADING CAUSES OF DEATH IN GEORGIA						
Heart disease (390-398,402,404, 410-429)	26	14	12	320.0	560.0	480.0
Cancer (140-209)	11	6	5	220.0	240.0	200.0
Cerebrovascular (430-438)	11	7	4	220.0	280.0	160.0
Motor vehicle accidents (E810-E823)	5	-	5	100.0	0	200.0
Influenza and pneumonia (470-474, 480-486)	4	2	2	80.0	80.0	80.0
All accidents other than motor vehicle (E806-E807, E825-E949)	3	2	1	60.0	80.0	40.0
Diseases of the respiratory system (460-466,490-493,500-519)	1	1	-	20.0	40.0	0
Diseases of arteries and veins (440-448)	3	1	2	60.0	60.0	80.0
Homicides (E960-E969)	3	-	3	60.0	0	120.0
Birth injuries and other diseases peculiar to early infancy (760-779)	-	-	-	0	0	0
HARRIAGES	46	21	25	9.2	8.4	10.0
DIVORCES	9	---	---	1.8	---	---

ITEM	McINTOSH					
	NUMBER			RATE OR RATIO*		
	TOTAL	WHITE	NON-WHITE	TOTAL	WHITE	NON-WHITE
POPULATION	7,600	4,200	3,400	-	-	-
LIVE BIRTHS	152	72	80	20.0	17.1	23.5
Immature births	11	1	10	72.6	13.9	125.0
Live births to unved mothers	22	2	20	144.7	27.8	250.0
FETAL DEATHS	1	-	1	6.6	0	12.5
DEATHS	61	29	32	802.6	690.5	941.2
Under 1 year	2	1	1	13.2	13.9	12.5
Under 28 days	1	-	1	6.6	0	12.5
Deaths from immaturity	-	-	-	0	0	0
Maternal deaths	-	-	-	0	0	0
LEADING CAUSES OF DEATH IN GEORGIA						
Heart disease (390-398,402,404, 410-429)	21	13	8	276.3	309.5	235.3
Cancer (140-209)	10	4	6	131.6	95.2	176.5
Cerebrovascular (430-438)	6	2	4	78.9	47.6	117.6
Motor vehicle accidents (E810-E823)	3	-	3	39.5	0	88.2
Influenza and pneumonia (470-474, 480-486)	-	-	-	0	0	0
All accidents other than motor vehicle (E806-E807, E825-E949)	6	1	5	78.9	23.8	147.1
Diseases of the respiratory system (460-466,490-493,500-519)	-	-	-	0	0	0
Diseases of arteries and veins (440-448)	2	2	-	26.3	47.6	0
Homicides (E960-E969)	2	-	2	26.3	0	58.8
Birth injuries and other diseases peculiar to early infancy (760-779)	1	-	1	13.2	0	29.4
HARRIAGES	70	32	38	9.2	7.6	11.2
DIVORCES	23	---	---	3.0	---	---

ITEM	Mc DUFFIE					
	NUMBER			RATE OR RATIO*		
	TOTAL	WHITE	NON-WHITE	TOTAL	WHITE	NON-WHITE
POPULATION	13,500	8,500	7,000	-	-	-
LIVE BIRTHS	295	148	147	19.0	17.4	21.0
Immature births	31	10	21	105.1	67.6	142.0
Live births to unved mothers	76	8	68	257.6	54.1	462.6
FETAL DEATHS	13	4	9	44.1	27.0	61.2
DEATHS	167	104	63	1077.4	1223.5	900.0
Under 1 year	6	-	6	20.3	0	40.8
Under 28 days	4	-	4	13.6	0	27.2
Deaths from immaturity	1	-	1	3.4	0	6.8
Maternal deaths	-	-	-	0	0	0
LEADING CAUSES OF DEATH IN GEORGIA						
Heart disease (390-398,402,404, 410-429)	56	64	12	361.3	517.6	171.4
Cancer (140-209)	23	18	5	148.4	211.8	71.4
Cerebrovascular (430-438)	17	10	7	109.7	117.6	100.0
Motor vehicle accidents (E810-E823)	10	6	4	64.5	70.6	57.1
Influenza and pneumonia (470-474, 480-486)	3	2	1	19.4	23.5	14.3
All accidents other than motor vehicle (E806-E807, E825-E949)	4	3	1	25.8	35.3	14.3
Diseases of the respiratory system (460-466,490-493,500-519)	3	3	-	19.4	35.3	0
Diseases of arteries and veins (440-448)	1	1	-	6.5	11.8	0
Homicides (E960-E969)	3	1	2	19.4	11.8	28.6
Birth injuries and other diseases peculiar to early infancy (760-779)	2	-	2	12.9	0	28.6
HARRIAGES	170	96	74	11.0	11.3	10.6
DIVORCES	98	---	---	3.7	---	---

ITEM	HERIWEATHER					
	NUMBER			RATE OR RATIO*		
	TOTAL	WHITE	NON-WHITE	TOTAL	WHITE	NON-WHITE
POPULATION	19,400	10,200	9,200	-	-	-
LIVE BIRTHS	360	138	222	18.6	13.5	24.1
Immature births	32	6	26	88.7	43.5	117.1
Live births to unved mothers	78	3	75	216.7	21.7	337.8
FETAL DEATHS	11	3	8	30.6	21.7	36.0
DEATHS	241	128	113	1242.3	1254.9	1228.3
Under 1 year	4	1	3	11.1	7.2	13.5
Under 28 days	2	1	1	5.6	7.2	4.5
Deaths from immaturity	1	-	1	2.8	0	4.5
Maternal deaths	-	-	-	0	0	0
LEADING CAUSES OF DEATH IN GEORGIA						
Heart disease (390-398,402,404, 410-429)	75	47	28	386.6	460.8	304.3
Cancer (140-209)	35	18	17	180.4	176.5	184.8
Cerebrovascular (430-438)	53	27	26	273.2	264.7	282.6
Motor vehicle accidents (E810-E823)	10	7	3	51.5	68.6	32.6
Influenza and pneumonia (470-474, 480-486)	7	1	6	36.1	9.8	65.2
All accidents other than motor vehicle (E806-E807, E825-E949)	7	4	3	36.1	39.2	32.6
Diseases of the respiratory system (460-466,490-493,500-519)	8	6	2	41.2	58.8	21.8
Diseases of arteries and veins (440-448)	5	2	3	25.8	19.6	32.6
Homicides (E960-E969)	2	1	1	10.3	9.8	10.9
Birth injuries and other diseases peculiar to early infancy (760-779)	2	1	1	10.3	9.8	10.9
HARRIAGES	166	92	74	8.6	9.0	8.0
DIVORCES	58	---	---	3.0	---	---

ITEM	HILLER					
	NUMBER			RATE OR RATIO*		
	TOTAL	WHITE	NON-WHITE	TOTAL	WHITE	NON-WHITE
POPULATION	6,100	4,400	1,700	-	-	-
LIVE BIRTHS	102	61	41	16.7	13.9	24.1
Immature births	6	2	4	58.8	32.8	97.6
Live births to unved mothers	14	2	12	137.3	32.0	292.7
FETAL DEATHS	2	1	1	19.6	16.4	24.4
DEATHS	86	64	22	1409.8	1454.5	1294.1
Under 1 year	-	-	-	0	0	0
Under 28 days	-	-	-	0	0	0
Deaths from immaturity	-	-	-	0	0	0
Maternal deaths	-	-	-	0	0	0
LEADING CAUSES OF DEATH IN GEORGIA						
Heart disease (390-398,402,404,410-429)	29	24	5	475.4	545.5	294.1
Cancer (140-209)	14	9	5	229.5	204.5	294.1
Cerebrovascular (430-438)	16	11	5	262.3	230.0	294.1
Motor vehicle accidents (E810-E823)	3	3	-	49.2	68.2	0
Influenza and pneumonia (470-474,480-486)	2	2	-	32.8	45.5	0
All accidents other than motor vehicle (E806-E807, E825-E949)	4	2	2	65.6	45.5	117.6
Diseases of the respiratory system (460-466,490-493,500-519)	3	2	1	49.2	45.5	58.8
Diseases of arteries and veins (440-448)	4	3	1	65.6	68.2	58.8
Homicides (E960-E969)	1	1	-	16.4	22.7	0
Birth injuries and other diseases peculiar to early infancy (760-779)	-	-	-	0	0	0
HARRIAGES	33	44	9	8.7	10.0	5.3
DIVORCES	24	-	-	3.9	-	-

ITEM	MONROE					
	NUMBER			RATE OR RATIO*		
	TOTAL	WHITE	NON-WHITE	TOTAL	WHITE	NON-WHITE
POPULATION	11,900	6,400	5,500	-	-	-
LIVE BIRTHS	230	107	123	19.3	16.7	22.4
Immature births	23	6	17	100.0	56.1	138.2
Live births to unved mothers	37	-	37	160.9	0	300.8
FETAL DEATHS	7	2	5	30.4	18.7	40.7
DEATHS	115	68	47	966.4	1062.3	854.5
Under 1 year	5	3	2	21.7	28.0	16.3
Under 28 days	3	2	1	13.0	18.7	8.1
Deaths from immaturity	2	2	-	8.7	18.7	0
Maternal deaths	-	-	-	0	0	0
LEADING CAUSES OF DEATH IN GEORGIA						
Heart disease (390-398,402,404,410-429)	41	30	11	344.5	468.8	200.0
Cancer (140-209)	13	7	6	109.2	109.4	109.1
Cerebrovascular (430-438)	14	7	7	117.6	109.4	127.3
Motor vehicle accidents (E810-E823)	6	5	1	50.4	78.1	18.2
Influenza and pneumonia (470-474,480-486)	7	5	2	58.8	78.1	36.4
All accidents other than motor vehicle (E806-E807, E825-E949)	7	3	4	58.8	46.9	72.7
Diseases of the respiratory system (460-466,490-493,500-519)	-	-	-	0	0	0
Diseases of arteries and veins (440-448)	3	3	-	25.2	46.9	0
Homicides (E960-E969)	4	-	4	33.6	0	72.7
Birth injuries and other diseases peculiar to early infancy (760-779)	3	2	1	25.2	31.3	18.2
HARRIAGES	159	93	66	13.4	14.5	12.0
DIVORCES	40	-	-	3.4	-	-

ITEM	MITCHELL					
	NUMBER			RATE OR RATIO*		
	TOTAL	WHITE	NON-WHITE	TOTAL	WHITE	NON-WHITE
POPULATION	19,200	10,100	9,100	-	-	-
LIVE BIRTHS	459	165	294	23.9	16.3	32.3
Immature births	39	8	31	85.0	48.5	105.4
Live births to unved mothers	103	3	100	224.4	18.2	340.1
FETAL DEATHS	19	11	8	41.4	66.7	27.2
DEATHS	218	112	106	1135.4	1108.9	1164.8
Under 1 year	16	3	13	34.9	18.2	44.2
Under 28 days	4	3	1	8.7	18.2	3.4
Deaths from immaturity	1	-	1	2.2	0	3.4
Maternal deaths	-	-	-	0	0	0
LEADING CAUSES OF DEATH IN GEORGIA						
Heart disease (390-398,402,404,410-429)	57	33	24	296.9	326.7	263.7
Cancer (140-209)	33	20	13	171.9	198.0	142.9
Cerebrovascular (430-438)	42	21	21	218.8	207.9	230.8
Motor vehicle accidents (E810-E823)	12	7	5	62.5	69.3	54.9
Influenza and pneumonia (470-474,480-486)	9	5	4	46.9	49.5	44.0
All accidents other than motor vehicle (E806-E807, E825-E949)	12	6	6	62.5	59.4	65.9
Diseases of the respiratory system (460-466,490-493,500-519)	3	2	1	15.6	19.8	11.0
Diseases of arteries and veins (440-448)	4	3	1	20.8	29.7	11.0
Homicides (E960-E969)	3	1	2	15.6	9.9	22.0
Birth injuries and other diseases peculiar to early infancy (760-779)	4	3	1	20.8	29.7	11.0
HARRIAGES	300	161	139	15.6	15.9	15.3
DIVORCES	67	-	-	3.5	-	-

ITEM	MONTGOMERY					
	NUMBER			RATE OR RATIO*		
	TOTAL	WHITE	NON-WHITE	TOTAL	WHITE	NON-WHITE
POPULATION	5,900	4,000	1,900	-	-	-
LIVE BIRTHS	98	54	44	16.6	13.3	23.2
Immature births	8	3	5	81.6	55.6	113.6
Live births to unved mothers	21	1	20	214.3	18.3	454.5
FETAL DEATHS	4	3	1	40.8	55.6	22.7
DEATHS	73	49	24	1237.3	1225.0	1263.2
Under 1 year	4	-	4	40.8	0	90.9
Under 28 days	2	-	2	20.4	0	45.5
Deaths from immaturity	1	-	1	10.2	0	22.7
Maternal deaths	-	-	-	0	0	0
LEADING CAUSES OF DEATH IN GEORGIA						
Heart disease (390-398,402,404,410-429)	27	17	10	457.6	425.0	526.3
Cancer (140-209)	6	4	2	101.7	100.0	105.3
Cerebrovascular (430-438)	13	12	1	220.3	309.0	52.6
Motor vehicle accidents (E810-E823)	3	2	1	150.8	50.8	32.6
Influenza and pneumonia (470-474,480-486)	6	3	3	101.7	75.0	137.9
All accidents other than motor vehicle (E806-E807, E825-E949)	3	2	1	50.8	50.0	52.6
Diseases of the respiratory system (460-466,490-493,500-519)	-	-	-	0	0	0
Diseases of arteries and veins (440-448)	3	3	-	50.8	75.0	0
Homicides (E960-E969)	1	-	1	16.9	0	32.6
Birth injuries and other diseases peculiar to early infancy (760-779)	2	-	2	33.9	0	105.3
HARRIAGES	70	46	24	11.9	11.5	12.6
DIVORCES	10	-	-	1.7	-	-

ITEM	MORGAN					
	NUMBER			RATE OR RATIO*		
	TOTAL	WHITE	NON-WHITE	TOTAL	WHITE	NON-WHITE
POPULATION	10,200	3,700	4,500	-	-	-
LIVE BIRTHS	274	111	113	22.0	19.5	25.1
Immature births	10	2	6	44.6	18.0	70.8
Live births to unved mothers	46	-	46	205.4	0	407.1
FETAL DEATHS	4	2	2	17.9	18.0	17.7
DEATHS	117	82	35	1147.1	1438.6	777.8
Under 1 year	4	2	2	17.9	18.0	17.7
Under 28 days	2	-	2	8.9	0	17.7
Deaths from immaturity	-	-	-	0	0	0
Maternal deaths	-	-	-	0	0	0
LEADING CAUSES OF DEATH IN GEORGIA						
Heart disease (390-398,402,404, 410-429)	43	38	5	421.6	666.7	111.1
Cancer (140-209)	10	7	3	98.0	122.8	66.7
Cerebrovascular (430-438)	30	15	15	294.1	263.2	333.3
Motor vehicle accidents (E810-E823)	2	2	-	19.6	35.1	0
Influenza and pneumonia (470-474, 480-486)	3	2	1	29.4	35.1	22.2
All accidents other than motor vehicle (E806-E807, E825-E949)	5	3	2	49.0	52.6	44.4
Diseases of the respiratory system (460-466,490-493,500-519)	2	2	-	19.6	35.1	0
Diseases of arteries and veins (440-448)	2	1	1	19.6	17.5	22.2
Homicides (E960-E969)	-	-	-	0	0	0
Birth injuries and other diseases peculiar to early infancy (760-779)	1	-	1	9.8	0	22.2
HARRIAGES	80	44	36	7.8	7.7	8.0
DIVORCES	23	-	-	2.3	-	-

ITEM	MUSCOGEE					
	NUMBER			RATE OR RATIO*		
	TOTAL	WHITE	NON-WHITE	TOTAL	WHITE	NON-WHITE
POPULATION	159,500	116,800	42,700	-	-	-
LIVE BIRTHS	3,142	2,054	1,088	19.7	17.6	25.3
Immature births	268	142	126	85.3	69.1	115.8
Live births to unved mothers	424	81	343	134.9	39.4	315.3
FETAL DEATHS	148	79	69	47.1	38.5	63.4
DEATHS	1,388	896	492	870.2	767.1	1152.2
Under 1 year	72	45	27	22.9	21.9	24.8
Under 28 days	62	40	22	19.7	19.5	20.2
Deaths from immaturity	9	3	6	2.9	1.5	3.3
Maternal deaths	-	-	-	0	0	0
LEADING CAUSES OF DEATH IN GEORGIA						
Heart disease (390-398,402,404, 410-429)	427	298	129	267.7	255.1	302.1
Cancer (140-209)	233	164	69	146.1	140.4	161.6
Cerebrovascular (430-438)	181	110	71	113.5	94.2	166.3
Motor vehicle accidents (E810-E823)	39	28	11	24.5	24.0	25.8
Influenza and pneumonia (470-474, 480-486)	46	33	13	28.8	28.3	30.4
All accidents other than motor vehicle (E806-E807, E825-E949)	43	28	15	27.0	24.0	35.1
Diseases of the respiratory system (460-466,490-493,500-519)	33	27	6	20.7	23.1	14.1
Diseases of arteries and veins (440-448)	31	21	10	19.5	18.0	23.4
Homicides (E960-E969)	28	4	24	17.6	3.4	56.2
Birth injuries and other diseases peculiar to early infancy (760-779)	52	33	19	32.6	28.3	44.5
HARRIAGES	2,182	1,755	427	13.7	15.0	10.0
DIVORCES	1,176	-	-	7.4	-	-

ITEM	MURRAY					
	NUMBER			RATE OR RATIO*		
	TOTAL	WHITE	NON-WHITE	TOTAL	WHITE	NON-WHITE
POPULATION	14,100	14,000	100	-	-	-
LIVE BIRTHS	289	286	3	20.5	20.4	30.0
Immature births	25	25	-	86.3	87.4	0
Live births to unved mothers	13	13	-	45.0	45.5	0
FETAL DEATHS	2	1	1	6.9	3.5	333.3
DEATHS	121	121	-	858.2	864.3	0
Under 1 year	6	6	-	20.8	21.0	0
Under 28 days	2	2	-	6.9	7.0	0
Deaths from immaturity	1	1	-	3.5	3.5	0
Maternal deaths	-	-	-	0	0	0
LEADING CAUSES OF DEATH IN GEORGIA						
Heart disease (390-398,402,404, 410-429)	39	39	-	276.6	278.6	0
Cancer (140-209)	16	16	-	113.5	114.3	0
Cerebrovascular (430-438)	10	10	-	70.9	71.4	0
Motor vehicle accidents (E810-E823)	12	12	-	85.1	85.7	0
Influenza and pneumonia (470-474, 480-486)	9	9	-	63.8	64.3	0
All accidents other than motor vehicle (E806-E807, E825-E949)	9	9	-	63.8	64.3	0
Diseases of the respiratory system (460-466,490-493,500-519)	12	12	-	85.1	85.7	0
Diseases of arteries and veins (440-448)	1	1	-	7.1	7.1	0
Homicides (E960-E969)	2	2	-	14.2	14.3	0
Birth injuries and other diseases peculiar to early infancy (760-779)	2	2	-	14.2	14.3	0
HARRIAGES	229	227	2	16.2	16.2	20.0
DIVORCES	65	-	-	4.6	-	-

ITEM	NEWTON					
	NUMBER			RATE OR RATIO*		
	TOTAL	WHITE	NON-WHITE	TOTAL	WHITE	NON-WHITE
POPULATION	28,000	19,500	8,500	-	-	-
LIVE BIRTHS	650	430	220	23.2	22.1	25.9
Immature births	67	27	40	103.1	62.8	181.8
Live births to unved mothers	79	13	66	121.5	30.2	300.0
FETAL DEATHS	14	10	4	21.5	23.3	18.2
DEATHS	270	181	89	964.3	928.2	1047.1
Under 1 year	24	11	13	36.9	25.6	59.1
Under 28 days	18	8	10	27.7	18.6	45.5
Deaths from immaturity	1	-	1	1.5	0	4.5
Maternal deaths	-	-	-	0	0	0
LEADING CAUSES OF DEATH IN GEORGIA						
Heart disease (390-398,402,404, 410-429)	75	58	17	267.9	297.4	200.0
Cancer (140-209)	41	30	11	146.4	153.8	129.4
Cerebrovascular (430-438)	32	22	10	114.3	112.8	117.6
Motor vehicle accidents (E810-E823)	17	11	6	60.7	56.4	70.6
Influenza and pneumonia (470-474, 480-486)	13	7	6	46.5	35.9	70.6
All accidents other than motor vehicle (E806-E807, E825-E949)	9	7	2	32.1	35.9	23.5
Diseases of the respiratory system (460-466,490-493,500-519)	6	4	2	21.5	20.5	23.6
Diseases of arteries and veins (440-448)	8	6	2	28.5	30.7	23.6
Homicides (E960-E969)	9	4	5	32.1	20.5	38.8
Birth injuries and other diseases peculiar to early infancy (760-779)	14	6	8	50.0	30.8	94.1
HARRIAGES	295	222	73	10.5	11.4	8.6
DIVORCES	103	-	-	3.8	-	-

ITEM	OCONEE					
	NUMBER			RATE OR RATIO*		
	TOTAL	WHITE	NON-WHITE	TOTAL	WHITE	NON-WHITE
POPULATION	8,200	7,000	1,200	-	-	-
LIVE BIRTHS	165	139	26	20.1	19.9	21.7
Immature births	15	10	5	90.9	71.9	192.3
Live births to unved mothers	10	2	8	60.6	14.4	107.7
FETAL DEATHS	1	-	1	6.1	0	38.5
DEATHS	77	66	11	939.0	942.9	916.7
Under 1 year	2	2	-	12.1	14.4	0
Under 28 days	2	2	-	12.1	14.4	0
Deaths from immaturity	-	-	-	0	0	0
Maternal deaths	-	-	-	0	0	0
LEADING CAUSES OF DEATH IN GEORGIA						
Heart disease (390-398,402,404,410-429)	29	25	4	353.7	357.1	333.3
Cancer (140-209)	8	7	1	97.6	100.0	83.3
Cerebrovascular (430-438)	13	12	1	158.5	171.4	83.3
Motor vehicle accidents (E810-E823)	5	4	1	61.0	57.1	83.3
Influenza and pneumonia (470-474,480-486)	4	2	2	48.8	28.6	166.7
All accidents other than motor vehicle (E806-E807, E825-E949)	2	2	-	24.4	28.6	0
Diseases of the respiratory system (460-466,490-493,500-519)	3	3	-	36.6	42.9	0
Diseases of arteries and veins (440-448)	3	3	-	36.6	42.9	0
Homicides (E960-E969)	-	-	-	0	0	0
Birth injuries and other diseases peculiar to early infancy (760-779)	2	2	-	24.4	28.6	0
HARRIAGES	83	68	15	10.1	9.7	12.5
DIVORCES	21	-	-	2.6	-	-

ITEM	PAULDING					
	NUMBER			RATE OR RATIO*		
	TOTAL	WHITE	NON-WHITE	TOTAL	WHITE	NON-WHITE
POPULATION	19,200	17,700	1,500	-	-	-
LIVE BIRTHS	366	333	33	19.1	18.9	20.7
Immature births	28	23	5	76.5	68.7	161.3
Live births to unved mothers	21	11	10	37.4	32.8	322.6
FETAL DEATHS	8	7	1	21.9	20.9	32.3
DEATHS	156	147	9	812.5	830.5	600.0
Under 1 year	3	2	1	6.2	6.0	32.3
Under 28 days	2	1	1	5.3	3.0	32.3
Deaths from immaturity	1	1	-	2.7	3.0	0
Maternal deaths	-	-	-	0	0	0
LEADING CAUSES OF DEATH IN GEORGIA						
Heart disease (390-398,402,404,410-429)	60	58	2	312.5	327.7	133.3
Cancer (140-209)	19	19	-	99.0	107.3	0
Cerebrovascular (430-438)	23	22	1	130.2	124.3	200.0
Motor vehicle accidents (E810-E823)	16	14	2	83.3	79.1	133.3
Influenza and pneumonia (470-474,480-486)	3	3	-	15.6	16.9	0
All accidents other than motor vehicle (E806-E807, E825-E949)	5	5	-	26.0	28.2	0
Diseases of the respiratory system (460-466,490-493,500-519)	5	5	-	26.0	28.2	0
Diseases of arteries and veins (440-448)	3	2	1	15.6	11.3	66.7
Homicides (E960-E969)	1	1	-	5.2	5.6	0
Birth injuries and other diseases peculiar to early infancy (760-779)	2	1	1	10.4	5.6	66.7
HARRIAGES	269	247	22	14.0	14.0	14.7
DIVORCES	73	-	-	3.8	-	-

ITEM	OGLETHORPE					
	NUMBER			RATE OR RATIO*		
	TOTAL	WHITE	NON-WHITE	TOTAL	WHITE	NON-WHITE
POPULATION	7,800	5,000	2,800	-	-	-
LIVE BIRTHS	126	75	51	16.2	15.0	18.2
Immature births	6	3	3	47.6	40.0	58.8
Live births to unved mothers	17	2	15	134.9	26.7	294.1
FETAL DEATHS	3	3	-	23.8	40.0	0
DEATHS	90	61	29	1153.8	1220.0	1035.7
Under 1 year	5	2	3	39.7	26.7	58.8
Under 28 days	2	-	2	15.9	0	39.2
Deaths from immaturity	-	-	-	0	0	0
Maternal deaths	-	-	-	0	0	0
LEADING CAUSES OF DEATH IN GEORGIA						
Heart disease (390-398,402,404,410-429)	29	26	3	371.8	320.0	107.1
Cancer (140-209)	15	12	3	192.3	240.0	107.1
Cerebrovascular (430-438)	13	8	5	166.7	160.0	178.6
Motor vehicle accidents (E810-E823)	7	2	5	89.7	70.0	178.6
Influenza and pneumonia (470-474,480-486)	1	1	-	12.8	20.0	0
All accidents other than motor vehicle (E806-E807, E825-E949)	2	1	1	25.6	20.0	35.7
Diseases of the respiratory system (460-466,490-493,500-519)	1	1	-	12.8	20.0	0
Diseases of arteries and veins (440-448)	2	2	-	25.6	40.0	0
Homicides (E960-E969)	3	-	3	38.5	0	107.1
Birth injuries and other diseases peculiar to early infancy (760-779)	2	-	2	25.6	0	71.4
HARRIAGES	76	52	24	9.7	10.4	8.6
DIVORCES	2	-	-	0.3	-	-

ITEM	PEACH					
	NUMBER			RATE OR RATIO*		
	TOTAL	WHITE	NON-WHITE	TOTAL	WHITE	NON-WHITE
POPULATION	17,800	7,700	10,100	-	-	-
LIVE BIRTHS	315	114	201	17.7	14.8	19.9
Immature births	32	7	25	101.6	61.4	124.4
Live births to unved mothers	54	5	49	171.4	43.9	243.8
FETAL DEATHS	5	3	2	15.9	26.3	10.0
DEATHS	132	73	79	853.9	948.1	782.2
Under 1 year	9	2	7	28.6	17.5	34.8
Under 28 days	8	2	6	25.4	17.5	29.9
Deaths from immaturity	1	-	1	3.2	0	5.0
Maternal deaths	-	-	-	0	0	0
LEADING CAUSES OF DEATH IN GEORGIA						
Heart disease (390-398,402,404,410-429)	66	33	33	370.8	428.6	326.7
Cancer (140-209)	15	8	7	84.3	103.9	69.3
Cerebrovascular (430-438)	14	6	8	78.7	77.9	79.2
Motor vehicle accidents (E810-E823)	6	2	4	33.7	26.0	39.6
Influenza and pneumonia (470-474,480-486)	5	4	1	28.1	51.9	9.9
All accidents other than motor vehicle (E806-E807, E825-E949)	3	1	2	16.9	13.0	19.8
Diseases of the respiratory system (460-466,490-493,500-519)	2	1	1	11.2	13.0	9.9
Diseases of arteries and veins (440-448)	4	3	1	22.5	39.0	9.9
Homicides (E960-E969)	2	-	2	11.2	0	19.8
Birth injuries and other diseases peculiar to early infancy (760-779)	8	2	6	44.9	26.0	32.4
HARRIAGES	139	59	80	7.8	7.7	7.9
DIVORCES	43	-	-	2.4	-	-

ITEM	PICKENS					
	NUMBER			RATE OR RATIO*		
	TOTAL	WHITE	NON-WHITE	TOTAL	WHITE	NON-WHITE
POPULATION	10,000	9,600	400	-	-	-
LIVE BIRTHS	163	162	1	16.3	16.9	2.5
Immature births	9	9	-	35.2	35.6	0
Live births to unved mothers	1	1	-	6.1	6.2	0
FETAL DEATHS	5	5	-	30.7	30.9	0
DEATHS	302	90	4	1020.0	1020.0	1000.0
Under 1 year	3	3	-	18.4	18.5	0
Under 28 days	2	2	-	12.3	12.3	0
Deaths from immaturity	-	-	-	0	0	0
Maternal deaths	-	-	-	0	0	0
LEADING CAUSES OF DEATH IN GEORGIA						
Heart disease (390-398,402,404, 410-429)	33	33	-	330.0	343.8	0
Cancer (140-209)	14	14	-	140.0	145.0	0
Cerebrovascular (430-438)	22	20	2	220.0	208.3	500.0
Motor vehicle accidents (E810-E823)	4	4	-	40.0	41.7	0
Influenza and pneumonia (470-474, 480-486)	4	4	-	40.0	41.7	0
All accidents other than motor vehicle (E806-E807, E825-E949)	-	-	-	0	0	0
Diseases of the respiratory system (460-466,490-493,500-519)	3	3	-	30.0	31.2	0
Diseases of arteries and veins (440-448)	4	3	1	40.0	31.2	250.0
Homicides (E960-E969)	1	1	-	10.0	10.4	0
Birth injuries and other diseases peculiar to early infancy (760-779)	2	2	-	20.0	20.0	0
HARRIAGES	97	92	5	9.7	9.6	12.5
DIVORCES	13	-	-	1.3	-	-

ITEM	PIKE					
	NUMBER			RATE OR RATIO*		
	TOTAL	WHITE	NON-WHITE	TOTAL	WHITE	NON-WHITE
POPULATION	7,500	4,600	2,900	-	-	-
LIVE BIRTHS	113	62	51	15.1	13.5	17.6
Immature births	11	4	7	97.3	64.5	137.3
Live births to unved mothers	31	2	9	97.3	32.3	176.5
FETAL DEATHS	4	3	1	33.4	48.4	19.6
DEATHS	67	49	18	893.3	1065.2	620.7
Under 1 year	3	1	2	26.5	16.1	19.2
Under 28 days	2	1	1	17.7	16.1	19.6
Deaths from immaturity	-	-	-	0	0	0
Maternal deaths	-	-	-	0	0	0
LEADING CAUSES OF DEATH IN GEORGIA						
Heart disease (390-398,402,404, 410-429)	18	12	6	240.0	260.9	206.9
Cancer (140-209)	11	9	2	146.7	193.7	69.0
Cerebrovascular (430-438)	18	15	3	240.0	326.1	103.4
Motor vehicle accidents (E810-E823)	2	2	-	26.7	43.5	0
Influenza and pneumonia (470-474, 480-486)	3	3	-	66.7	43.5	103.4
All accidents other than motor vehicle (E806-E807, E825-E949)	2	-	2	26.7	0	69.0
Diseases of the respiratory system (460-466,490-493,500-519)	2	2	-	26.7	63.5	0
Diseases of arteries and veins (440-448)	-	-	-	0	0	0
Homicides (E960-E969)	-	-	-	0	0	0
Birth injuries and other diseases peculiar to early infancy (760-779)	2	1	1	26.7	21.7	34.5
HARRIAGES	60	36	24	8.0	7.8	8.3
DIVORCES	20	-	-	2.7	-	-

ITEM	PIERCE					
	NUMBER			RATE OR RATIO*		
	TOTAL	WHITE	NON-WHITE	TOTAL	WHITE	NON-WHITE
POPULATION	9,500	7,800	1,700	-	-	-
LIVE BIRTHS	186	146	40	19.6	18.7	23.5
Immature births	10	5	5	53.8	34.2	125.0
Live births to unved mothers	22	6	16	118.3	41.1	400.0
FETAL DEATHS	3	2	1	16.1	13.7	25.0
DEATHS	118	84	34	1242.1	1076.9	2000.0
Under 1 year	3	2	1	16.1	13.7	25.0
Under 28 days	2	2	-	10.8	13.7	0
Deaths from immaturity	-	-	-	0	0	0
Maternal deaths	-	-	-	0	0	0
LEADING CAUSES OF DEATH IN GEORGIA						
Heart disease (390-398,402,404, 410-429)	44	36	8	463.2	461.5	470.6
Cancer (140-209)	14	8	6	147.4	102.6	352.9
Cerebrovascular (430-438)	13	8	5	136.8	102.6	294.1
Motor vehicle accidents (E810-E823)	7	6	1	73.7	76.9	58.8
Influenza and pneumonia (470-474, 480-486)	6	5	1	63.1	64.1	58.8
All accidents other than motor vehicle (E806-E807, E825-E949)	5	-	5	52.6	0	294.1
Diseases of the respiratory system (460-466,490-493,500-519)	5	3	2	52.6	38.6	117.6
Diseases of arteries and veins (440-448)	2	2	-	21.0	25.6	0
Homicides (E960-E969)	1	-	1	10.5	0	58.8
Birth injuries and other diseases peculiar to early infancy (760-779)	2	2	-	21.1	25.6	0
HARRIAGES	162	138	24	17.1	17.7	14.1
DIVORCES	9	-	-	0.9	-	-

ITEM	POLK					
	NUMBER			RATE OR RATIO*		
	TOTAL	WHITE	NON-WHITE	TOTAL	WHITE	NON-WHITE
POPULATION	30,600	25,800	4,800	-	-	-
LIVE BIRTHS	560	458	102	18.3	17.8	21.3
Immature births	55	37	18	98.2	80.8	176.5
Live births to unved mothers	47	14	33	83.9	30.6	323.5
FETAL DEATHS	7	6	1	12.5	13.1	9.0
DEATHS	359	309	50	1173.2	1197.7	1041.7
Under 1 year	12	10	2	21.4	21.8	19.6
Under 28 days	8	7	1	14.3	15.3	9.8
Deaths from immaturity	2	2	-	3.6	4.4	0
Maternal deaths	-	-	-	0	0	0
LEADING CAUSES OF DEATH IN GEORGIA						
Heart disease (390-398,402,404, 410-429)	157	138	19	513.1	534.9	395.8
Cancer (140-209)	50	42	8	163.4	162.8	166.7
Cerebrovascular (430-438)	54	43	9	176.5	174.4	187.5
Motor vehicle accidents (E810-E823)	17	15	2	55.6	58.1	41.7
Influenza and pneumonia (470-474, 480-486)	14	12	2	45.8	46.5	41.7
All accidents other than motor vehicle (E806-E807, E825-E949)	8	6	2	26.1	23.3	41.7
Diseases of the respiratory system (460-466,490-493,500-519)	8	8	-	26.1	31.0	0
Diseases of arteries and veins (440-448)	6	5	1	19.6	19.4	20.8
Homicides (E960-E969)	3	2	1	9.8	7.8	20.8
Birth injuries and other diseases peculiar to early infancy (760-779)	7	6	1	22.8	23.3	20.8
HARRIAGES	352	303	49	11.5	11.7	10.2
DIVORCES	85	-	-	2.8	-	-

ITEM	PULASKI					
	NUMBER			RATE OR RATIO*		
	TOTAL	WHITE	NON-WHITE	TOTAL	WHITE	NON-WHITE
POPULATION	7,800	5,100	2,700	-	-	-
LIVE BIRTHS	146	84	62	18.7	16.3	23.0
Immature births	13	8	7	102.7	95.2	112.9
Live births to unved mothers	29	4	25	198.6	47.6	403.2
FETAL DEATHS	10	3	7	68.5	35.7	112.9
DEATHS	97	53	44	1243.6	1039.2	1629.6
Under 1 year	1	1	-	6.8	11.9	0
Under 28 days	1	1	-	6.8	11.9	0
Deaths from immaturity	-	-	-	0	0	0
Maternal deaths	-	-	-	0	0	0
LEADING CAUSES OF DEATH IN GEORGIA						
Heart disease (390-398,402,404,410-429)	32	23	9	410.3	451.0	333.3
Cancer (140-209)	13	4	9	166.7	78.4	333.3
Cerebrovascular (430-438)	15	4	11	192.3	78.4	407.4
Motor vehicle accidents (E810-E823)	2	2	-	25.6	39.2	0
Influenza and pneumonia (470-474,480-486)	1	1	-	12.8	19.6	0
All accidents other than motor vehicle (E806-E807, E825-E949)	1	1	-	12.8	19.6	0
Diseases of the respiratory system (460-466,490-493,500-519)	4	1	3	51.3	19.6	111.1
Diseases of arteries and veins (440-448)	4	3	1	51.3	58.8	37.0
Homicides (E960-E969)	6	2	4	76.9	39.2	148.1
Birth injuries and other diseases peculiar to early infancy (760-779)	1	1	-	12.8	19.6	0
HARRIAGES	93	67	26	11.9	13.1	9.6
DIVORCES	33	-	-	4.2	-	-

ITEM	SUITMAN					
	NUMBER			RATE OR RATIO*		
	TOTAL	WHITE	NON-WHITE	TOTAL	WHITE	NON-WHITE
POPULATION	2,000	800	1,200	-	-	-
LIVE BIRTHS	45	15	30	22.5	18.8	25.0
Immature births	7	1	6	135.6	66.7	200.0
Live births to unved mothers	11	-	11	244.4	0	366.7
FETAL DEATHS	1	-	1	22.2	0	33.3
DEATHS	16	5	11	800.0	625.0	916.7
Under 1 year	-	-	-	0	0	0
Under 28 days	-	-	-	0	0	0
Deaths from immaturity	-	-	-	0	0	0
Maternal deaths	-	-	-	0	0	0
LEADING CAUSES OF DEATH IN GEORGIA						
Heart disease (390-398,402,404,410-429)	6	3	3	300.0	375.0	250.0
Cancer (140-209)	2	-	2	100.0	0	166.7
Cerebrovascular (430-438)	2	-	2	100.0	0	166.7
Motor vehicle accidents (E810-E823)	1	-	1	50.0	0	83.3
Influenza and pneumonia (470-474,480-486)	-	-	-	0	0	0
All accidents other than motor vehicle (E806-E807, E825-E949)	1	-	1	50.0	0	83.3
Diseases of the respiratory system (460-466,490-493,500-519)	2	1	1	100.0	125.0	83.3
Diseases of arteries and veins (440-448)	-	-	-	0	0	0
Homicides (E960-E969)	-	-	-	0	0	0
Birth injuries and other diseases peculiar to early infancy (760-779)	-	-	-	0	0	0
HARRIAGES	25	11	14	12.5	13.8	11.7
DIVORCES	3	-	-	1.5	-	-

ITEM	PUTNAM					
	NUMBER			RATE OR RATIO*		
	TOTAL	WHITE	NON-WHITE	TOTAL	WHITE	NON-WHITE
POPULATION	8,200	4,300	3,900	-	-	-
LIVE BIRTHS	160	61	79	17.1	14.2	20.3
Immature births	14	3	11	100.0	49.2	139.2
Live births to unved mothers	31	-	31	221.4	0	392.4
FETAL DEATHS	4	-	4	28.6	0	50.6
DEATHS	93	49	44	1134.1	1139.5	1128.2
Under 1 year	3	-	3	21.4	0	38.0
Under 28 days	2	-	2	14.3	0	23.3
Deaths from immaturity	-	-	-	0	0	0
Maternal deaths	-	-	-	0	0	0
LEADING CAUSES OF DEATH IN GEORGIA						
Heart disease (390-398,402,404,410-429)	30	21	9	365.9	488.4	230.8
Cancer (140-209)	10	10	-	122.0	232.6	0
Cerebrovascular (430-438)	13	7	6	158.5	162.8	153.8
Motor vehicle accidents (E810-E823)	10	4	6	122.0	93.0	153.8
Influenza and pneumonia (470-474,480-486)	2	1	1	24.4	23.3	25.6
All accidents other than motor vehicle (E806-E807, E825-E949)	6	1	5	73.2	23.3	128.2
Diseases of the respiratory system (460-466,490-493,500-519)	-	-	-	0	0	0
Diseases of arteries and veins (440-448)	5	3	2	61.0	69.8	51.3
Homicides (E960-E969)	2	-	2	24.4	0	51.3
Birth injuries and other diseases peculiar to early infancy (760-779)	1	-	1	12.2	0	25.6
HARRIAGES	77	48	29	9.4	11.2	7.4
DIVORCES	20	-	-	2.4	-	-

ITEM	EASUN					
	NUMBER			RATE OR RATIO*		
	TOTAL	WHITE	NON-WHITE	TOTAL	WHITE	NON-WHITE
POPULATION	8,800	8,700	100	-	-	-
LIVE BIRTHS	139	137	2	15.8	15.7	20.0
Immature births	10	10	-	71.9	73.0	0
Live births to unved mothers	2	2	-	14.4	14.6	0
FETAL DEATHS	5	5	-	36.0	36.3	0
DEATHS	79	79	-	897.7	908.0	0
Under 1 year	2	2	-	14.4	14.6	0
Under 28 days	2	2	-	14.4	14.6	0
Deaths from immaturity	-	-	-	0	0	0
Maternal deaths	-	-	-	0	0	0
LEADING CAUSES OF DEATH IN GEORGIA						
Heart disease (390-398,402,404,410-429)	31	31	-	352.3	356.3	0
Cancer (140-209)	12	12	-	136.4	137.9	0
Cerebrovascular (430-438)	7	7	-	79.5	80.5	0
Motor vehicle accidents (E810-E823)	4	4	-	45.5	46.0	0
Influenza and pneumonia (470-474,480-486)	1	1	-	11.4	11.3	0
All accidents other than motor vehicle (E806-E807, E825-E949)	3	3	-	34.1	34.3	0
Diseases of the respiratory system (460-466,490-493,500-519)	3	3	-	34.1	34.3	0
Diseases of arteries and veins (440-448)	5	5	-	56.8	57.3	0
Homicides (E960-E969)	2	2	-	22.7	23.0	0
Birth injuries and other diseases peculiar to early infancy (760-779)	2	2	-	22.7	23.0	0
HARRIAGES	79	74	5	9.0	8.5	50.0
DIVORCES	33	-	-	3.8	-	-

ITEM	RANDOLPH					
	NUMBER			RATE OR RATIO*		
	TOTAL	WHITE	NON-WHITE	TOTAL	WHITE	NON-WHITE
POPULATION	8,700	4,000	4,700	-	-	-
LIVE BIRTHS	155	54	101	17.8	13.3	21.5
Immature births	11	4	7	71.0	74.1	69.3
Live births to unved mothers	36	1	33	219.4	18.5	326.7
FETAL DEATHS	6	2	4	38.7	37.0	39.6
DEATHS	143	59	84	1643.7	1475.0	1787.2
Under 1 year	6	3	3	38.7	55.6	29.7
Under 28 days	4	3	1	25.0	55.6	9.9
Deaths from immaturity	1	1	-	6.5	18.5	0
Maternal deaths	-	-	-	0	0	0
LEADING CAUSES OF DEATH IN GEORGIA						
Heart disease (390-398,402,404, 410-429)	50	18	32	574.7	450.0	680.9
Cancer (140-209)	17	10	7	195.4	250.0	148.9
Cerebrovascular (430-438)	22	9	13	252.9	225.0	276.6
Motor vehicle accidents (E810-E823)	3	-	3	34.3	0	61.8
Influenza and pneumonia (470-474, 480-486)	5	1	4	57.5	25.0	85.1
All accidents other than motor vehicle (E806-E807, E825-E949)	7	2	5	80.5	50.0	106.4
Diseases of the respiratory system (460-466,490-493,500-519)	2	1	1	23.0	25.0	21.3
Diseases of arteries and veins (440-448)	7	4	3	80.5	100.0	63.8
Homicides (E960-E969)	1	1	-	11.5	25.0	0
Birth injuries and other diseases peculiar to early infancy (760-779)	2	2	-	23.0	50.0	0
HARRIAGES	110 ¹	45	64	12.6	11.3	13.6
DIVORCES	21	---	---	2.4	---	---

(1) race unknown

ITEM	ROCKDALE					
	NUMBER			RATE OR RATIO*		
	TOTAL	WHITE	NON-WHITE	TOTAL	WHITE	NON-WHITE
POPULATION	20,500	17,100	3,400	-	-	-
LIVE BIRTHS	397	330	67	19.4	19.3	19.7
Immature births	37	31	6	93.2	93.9	89.6
Live births to unved mothers	20	5	15	50.4	15.2	233.9
FETAL DEATHS	16	13	3	40.3	39.4	44.8
DEATHS	137	106	31	668.3	619.9	911.8
Under 1 year	3	2	1	7.6	6.1	14.9
Under 28 days	2	1	1	5.0	3.0	14.9
Deaths from immaturity	-	-	-	0	0	0
Maternal deaths	-	-	-	0	0	0
LEADING CAUSES OF DEATH IN GEORGIA						
Heart disease (390-398,402,404, 410-429)	60	49	11	292.7	286.5	323.5
Cancer (140-209)	18	13	5	87.8	76.0	147.1
Cerebrovascular (430-438)	13	8	5	63.4	46.8	147.1
Motor vehicle accidents (E810-E823)	10	7	3	48.8	40.9	88.2
Influenza and pneumonia (470-474, 480-486)	5	4	1	24.4	23.4	29.4
All accidents other than motor vehicle (E806-E807, E825-E949)	5	4	1	24.4	23.4	29.4
Diseases of the respiratory system (460-466,490-493,500-519)	2	2	-	9.8	11.6	0
Diseases of arteries and veins (440-448)	4	3	1	19.5	17.5	29.4
Homicides (E960-E969)	2	1	1	9.8	5.8	29.4
Birth injuries and other diseases peculiar to early infancy (760-779)	-	-	-	0	0	0
HARRIAGES	203	183	20	9.9	10.7	5.9
DIVORCES	38	---	---	1.9	---	---

ITEM	RICHMOND					
	NUMBER			RATE OR RATIO*		
	TOTAL	WHITE	NON-WHITE	TOTAL	WHITE	NON-WHITE
POPULATION	141,200	97,800	43,400	-	-	-
LIVE BIRTHS	2,942	1,789	1,153	20.8	18.3	26.6
Immature births	261	117	144	88.7	65.4	124.9
Live births to unved mothers	429	81	348	145.8	45.3	301.8
FETAL DEATHS	233	124	109	79.2	69.3	94.5
DEATHS	1,394	846	548	987.3	865.0	1262.7
Under 1 year	51	24	27	17.3	13.4	23.4
Under 28 days	36	19	17	12.2	10.6	14.7
Deaths from immaturity	1	-	1	0.3	0	0.9
Maternal deaths	-	-	-	0	0	0
LEADING CAUSES OF DEATH IN GEORGIA						
Heart disease (390-398,402,404, 410-429)	514	326	188	364.0	333.3	433.2
Cancer (140-209)	219	160	59	155.1	163.6	135.9
Cerebrovascular (430-438)	175	85	90	123.9	86.9	207.4
Motor vehicle accidents (E810-E823)	44	35	9	31.2	35.8	20.7
Influenza and pneumonia (470-474, 480-486)	40	25	15	28.3	25.6	34.6
All accidents other than motor vehicle (E806-E807, E825-E949)	38	22	16	26.9	22.3	36.9
Diseases of the respiratory system (460-466,490-493,500-519)	38	31	7	26.9	31.7	16.1
Diseases of arteries and veins (440-448)	38	13	25	26.9	13.3	57.6
Homicides (E960-E969)	42	11	31	29.7	11.2	71.4
Birth injuries and other diseases peculiar to early infancy (760-779)	25	14	11	17.7	14.3	25.3
HARRIAGES	1,153	914	239	8.2	9.3	5.5
DIVORCES	1,195	---	---	8.5	---	---

ITEM	SCHLEY					
	NUMBER			RATE OR RATIO*		
	TOTAL	WHITE	NON-WHITE	TOTAL	WHITE	NON-WHITE
POPULATION	2,800	1,600	1,200	-	-	-
LIVE BIRTHS	54	29	25	19.3	18.1	20.8
Immature births	3	2	1	55.6	69.0	40.0
Live births to unved mothers	5	-	5	92.6	-	200.0
FETAL DEATHS	2	-	2	37.0	0	80.0
DEATHS	38	18	20	1357.1	1125.0	1666.7
Under 1 year	1	1	-	18.5	34.5	0
Under 28 days	-	-	-	0	0	0
Deaths from immaturity	-	-	-	0	0	0
Maternal deaths	-	-	-	0	0	0
LEADING CAUSES OF DEATH IN GEORGIA						
Heart disease (390-398,402,404, 410-429)	11	8	3	392.9	500.0	250.0
Cancer (140-209)	2	1	1	71.4	62.5	83.3
Cerebrovascular (430-438)	7	2	5	250.0	125.0	416.7
Motor vehicle accidents (E810-E823)	5	2	3	178.6	125.0	250.0
Influenza and pneumonia (470-474, 480-486)	1	-	1	35.7	0	83.3
All accidents other than motor vehicle (E806-E807, E825-E949)	1	-	1	35.7	0	83.3
Diseases of the respiratory system (460-466,490-493,500-519)	-	-	-	0	0	0
Diseases of arteries and veins (440-448)	5	2	3	178.6	125.0	250.0
Homicides (E960-E969)	-	-	-	0	0	0
Birth injuries and other diseases peculiar to early infancy (760-779)	-	-	-	0	0	0
HARRIAGES	32	22	10	11.4	13.8	8.3
DIVORCES	10	---	---	3.6	---	---

ITEM	SCREENER					
	TOTAL	NUMBER		TOTAL	RATE OR RATIO*	
		WHITE	NON-WHITE		WHITE	NON-WHITE
POPULATION	12,300	6,800	5,500	-	-	-
LIVE BIRTHS	188	66	122	15.3	9.7	22.2
Immature births	16	3	13	85.1	45.5	106.6
Live births to unved mothers	39	1	38	207.4	15.2	311.5
FETAL DEATHS	7	4	3	37.2	60.6	24.6
DEATHS	157	75	82	1276.4	1102.9	1490.9
Under 1 year	3	-	3	16.0	0	24.6
Under 28 days	2	-	2	10.6	0	16.4
Deaths from immaturity	-	-	-	0	0	0
Maternal deaths	-	-	-	0	0	0
LEADING CAUSES OF DEATH IN GEORGIA						
Heart disease (390-398,402,404,410-429)	63	29	34	512.2	426.5	618.2
Cancer (140-209)	22	13	9	178.9	191.2	165.6
Cerebrovascular (430-438)	27	10	17	219.5	147.1	309.1
Motor vehicle accidents (E810-E823)	6	1	5	48.8	14.7	90.9
Influenza and pneumonia (470-474,480-486)	5	4	1	40.6	58.8	18.2
All accidents other than motor vehicle (E806-E807, E825-E949)	6	2	4	48.8	29.4	72.7
Diseases of the respiratory system (460-466,490-493,500-519)	2	-	2	16.3	0	16.4
Diseases of arteries and veins (440-448)	4	4	-	32.5	58.8	0
Homicides (E960-E969)	3	-	3	24.4	0	54.5
Birth injuries and other diseases peculiar to early infancy (760-779)	1	-	1	8.1	0	18.2
MARRIAGES	95	50	45	7.7	7.4	8.2
DIVORCES	30	-	-	2.4	-	-

ITEM	SPALDING					
	TOTAL	NUMBER		TOTAL	RATE OR RATIO*	
		WHITE	NON-WHITE		WHITE	NON-WHITE
POPULATION	40,400	29,700	10,700	-	-	-
LIVE BIRTHS	817	520	297	20.2	17.5	27.8
Immature births	80	36	44	97.9	69.2	148.1
Live births to unved mothers	111	19	96	135.9	28.8	323.2
FETAL DEATHS	36	35	21	68.5	67.3	70.7
DEATHS	401	276	125	992.6	929.3	1168.2
Under 1 year	10	2	8	12.2	3.8	26.9
Under 28 days	8	2	6	9.8	3.8	20.2
Deaths from immaturity	1	-	1	1.2	0	3.4
Maternal deaths	-	-	-	0	0	0
LEADING CAUSES OF DEATH IN GEORGIA						
Heart disease (390-398,402,404,410-429)	127	94	33	314.4	316.5	308.4
Cancer (140-209)	56	40	16	138.6	134.7	149.5
Cerebrovascular (430-438)	73	48	25	180.7	161.6	233.6
Motor vehicle accidents (E810-E823)	7	5	2	17.3	16.8	18.7
Influenza and pneumonia (470-474,480-486)	21	10	11	52.0	33.7	102.8
All accidents other than motor vehicle (E806-E807, E825-E949)	13	9	4	32.2	30.3	37.4
Diseases of the respiratory system (460-466,490-493,500-519)	14	10	4	34.7	33.7	37.4
Diseases of arteries and veins (440-448)	14	12	2	34.7	40.4	18.6
Homicides (E960-E969)	9	2	7	22.3	6.7	65.4
Birth injuries and other diseases peculiar to early infancy (760-779)	7	1	6	17.3	3.4	56.0
MARRIAGES	524	403	121	13.0	13.6	11.3
DIVORCES	189	-	-	4.7	-	-

ITEM	SEMINOLE					
	TOTAL	NUMBER		TOTAL	RATE OR RATIO*	
		WHITE	NON-WHITE		WHITE	NON-WHITE
POPULATION	7,700	5,000	2,700	-	-	-
LIVE BIRTHS	162	77	85	21.0	15.4	31.5
Immature births	14	3	11	86.4	39.0	129.4
Live births to unved mothers	37	3	34	228.4	39.0	400.0
FETAL DEATHS	7	1	6	43.2	13.0	70.6
DEATHS	86	53	33	1116.9	1060.0	1222.2
Under 1 year	3	1	2	18.5	13.0	23.5
Under 28 days	3	1	2	18.5	13.0	23.5
Deaths from immaturity	-	-	-	0	0	0
Maternal deaths	1	1	-	61.7	129.9	0
LEADING CAUSES OF DEATH IN GEORGIA						
Heart disease (390-398,402,404,410-429)	24	17	7	311.7	340.0	259.3
Cancer (140-209)	15	10	5	194.8	200.0	185.2
Cerebrovascular (430-438)	22	14	8	285.7	280.0	296.1
Motor vehicle accidents (E810-E823)	2	-	2	26.0	0	74.1
Influenza and pneumonia (470-474,480-486)	2	2	-	26.0	40.0	0
All accidents other than motor vehicle (E806-E807, E825-E949)	5	2	3	64.9	40.0	111.1
Diseases of the respiratory system (460-466,490-493,500-519)	-	-	-	0	0	0
Diseases of arteries and veins (440-448)	-	-	-	0	0	0
Homicides (E960-E969)	3	-	3	39.0	0	111.1
Birth injuries and other diseases peculiar to early infancy (760-779)	1	1	-	13.0	20.0	0
MARRIAGES	1,646	1,366	280	213.8	273.2	103.7
DIVORCES	36	-	-	4.7	-	-

ITEM	STEPHENS					
	TOTAL	NUMBER		TOTAL	RATE OR RATIO*	
		WHITE	NON-WHITE		WHITE	NON-WHITE
POPULATION	20,800	18,400	2,400	-	-	-
LIVE BIRTHS	370	303	67	17.8	16.5	27.9
Immature births	24	16	8	64.9	52.8	112.4
Live births to unved mothers	23	2	21	62.2	6.6	313.4
FETAL DEATHS	8	6	2	21.6	19.8	29.9
DEATHS	190	158	32	913.5	858.7	1333.3
Under 1 year	8	7	1	21.6	23.1	14.9
Under 28 days	6	6	-	16.2	19.8	0
Deaths from immaturity	-	-	-	0	0	0
Maternal deaths	-	-	-	0	0	0
LEADING CAUSES OF DEATH IN GEORGIA						
Heart disease (390-398,402,404,410-429)	54	46	8	259.6	250.0	333.3
Cancer (140-209)	31	29	2	149.0	157.6	83.3
Cerebrovascular (430-438)	40	35	5	192.3	190.2	208.3
Motor vehicle accidents (E810-E823)	6	6	-	28.8	32.6	0
Influenza and pneumonia (470-474,480-486)	8	7	1	38.5	38.0	41.7
All accidents other than motor vehicle (E806-E807, E825-E949)	8	3	5	38.5	16.3	208.3
Diseases of the respiratory system (460-466,490-493,500-519)	4	3	1	19.2	16.3	61.7
Diseases of arteries and veins (440-448)	4	4	-	19.2	21.7	0
Homicides (E960-E969)	5	2	3	24.0	10.9	125.0
Birth injuries and other diseases peculiar to early infancy (760-779)	3	3	-	14.4	16.3	0
MARRIAGES	134	120	14	6.4	6.5	5.8
DIVORCES	73	-	-	3.5	-	-

ITEM	SIEMART					
	NUMBER			RATE OR RATIO ^a		
	TOTAL	WHITE	NON-WHITE	TOTAL	WHITE	NON-WHITE
POPULATION	6,000	2,200	3,800	-	-	-
LIVE BIRTHS	107	25	82	17.8	11.4	21.6
Immature births	11	3	8	102.8	120.0	97.6
Live births to unwed mothers	23	2	21	215.0	80.0	256.1
FETAL DEATHS	2	2	-	18.7	80.0	0
DEATHS	76	21	55	1266.7	954.5	1447.4
Under 1 year	4	-	4	37.4	0	48.8
Under 28 days	-	-	-	0	0	0
Deaths from immaturity	-	-	-	0	0	0
Maternal deaths	-	-	-	0	0	0
LEADING CAUSES OF DEATH IN GEORGIA						
Heart disease (390-398,402,404, 410-429)	24	8	16	400.0	363.6	421.1
Cancer (140-209)	1	-	1	16.7	0	26.3
Cerebrovascular (430-438)	10	2	8	166.7	90.9	210.5
Motor vehicle accidents (E810-E823)	6	1	5	100.0	45.5	131.6
Influenza and pneumonia (470-474, 480-486)	4	-	4	66.7	0	105.3
All accidents other than motor vehicle (E806-E807, E825-E949)	3	1	2	50.0	45.5	52.6
Diseases of the respiratory system (460-466,490-493,500-519)	1	-	1	16.7	0	26.3
Diseases of arteries and veins (440-448)	7	3	4	116.7	136.4	105.3
Homicides (E960-E969)	3	1	2	50.0	45.5	52.6
Birth injuries and other diseases peculiar to early infancy (760-779)	-	-	-	0	0	0
HARRIAGES	41	19	22	6.8	8.6	5.8
DIVORCES	13	-	-	2.2	-	-

ITEM	TALBOT					
	NUMBER			RATE OR RATIO ^a		
	TOTAL	WHITE	NON-WHITE	TOTAL	WHITE	NON-WHITE
POPULATION	6,100	2,000	4,100	-	-	-
LIVE BIRTHS	100	24	76	16.4	12.0	18.5
Immature births	15	3	12	150.0	125.0	157.9
Live births to unwed mothers	20	1	19	200.0	41.7	250.0
FETAL DEATHS	10	-	10	100.0	0	131.6
DEATHS	72	30	42	1180.3	1500.0	1024.4
Under 1 year	-	-	-	0	0	0
Under 28 days	-	-	-	0	0	0
Deaths from immaturity	-	-	-	0	0	0
Maternal deaths	-	-	-	0	0	0
LEADING CAUSES OF DEATH IN GEORGIA						
Heart disease (390-398,402,404, 410-429)	20	7	13	327.9	350.0	317.1
Cancer (140-209)	8	4	4	131.1	200.0	97.6
Cerebrovascular (430-438)	16	4	12	262.3	200.0	292.7
Motor vehicle accidents (E810-E823)	3	1	2	49.2	50.0	48.8
Influenza and pneumonia (470-474, 480-486)	1	-	1	16.4	0	24.4
All accidents other than motor vehicle (E806-E807, E825-E949)	5	3	2	82.0	150.0	48.8
Diseases of the respiratory system	2	2	-	32.8	100.0	0
Diseases of arteries and veins (440-448)	3	2	1	49.2	100.0	24.4
Homicides (E960-E969)	-	-	-	0	0	0
Birth injuries and other diseases peculiar to early infancy (760-779)	-	-	-	0	0	0
HARRIAGES	71	14	57	11.6	7.0	13.9
DIVORCES	19	-	-	3.1	-	-

ITEM	SUHTR					
	NUMBER			RATE OR RATIO ^a		
	TOTAL	WHITE	NON-WHITE	TOTAL	WHITE	NON-WHITE
POPULATION	27,200	13,700	13,500	-	-	-
LIVE BIRTHS	587	260	327	21.6	16.6	28.4
Immature births	62	20	42	105.6	76.9	128.4
Live births to unwed mothers	124	5	119	211.2	19.2	363.9
FETAL DEATHS	13	6	7	22.1	23.1	21.4
DEATHS	304	148	156	1117.6	942.7	1356.5
Under 1 year	14	3	11	23.9	11.5	33.6
Under 28 days	7	2	5	11.9	7.7	15.3
Deaths from immaturity	-	-	-	0	0	0
Maternal deaths	-	-	-	0	0	0
LEADING CAUSES OF DEATH IN GEORGIA						
Heart disease (390-398,402,404, 410-429)	119	69	50	437.5	439.5	434.8
Cancer (140-209)	37	18	19	136.0	114.6	165.2
Cerebrovascular (430-438)	40	17	23	147.1	108.3	200.0
Motor vehicle accidents (E810-E823)	8	3	5	29.4	19.1	43.5
Influenza and pneumonia (470-474, 480-486)	10	4	6	36.8	25.5	52.2
All accidents other than motor vehicle (E806-E807, E825-E949)	9	5	4	33.1	31.8	34.8
Diseases of the respiratory system (460-466,490-493,500-519)	11	4	7	40.3	25.5	60.9
Diseases of arteries and veins (440-448)	8	6	2	29.4	38.2	17.4
Homicides (E960-E969)	5	1	4	18.4	6.4	34.8
Birth injuries and other diseases peculiar to early infancy (760-779)	3	2	1	11.0	12.7	8.7
HARRIAGES	316	183	133	11.6	11.7	11.6
DIVORCES	94	-	-	3.3	-	-

ITEM	TALIAFERRO					
	NUMBER			RATE OR RATIO ^a		
	TOTAL	WHITE	NON-WHITE	TOTAL	WHITE	NON-WHITE
POPULATION	2,200	800	1,400	-	-	-
LIVE BIRTHS	33	8	25	15.0	10.0	17.9
Immature births	3	-	3	90.9	0	120.0
Live births to unwed mothers	17	-	17	515.2	0	680.0
FETAL DEATHS	1	-	1	30.3	0	40.0
DEATHS	40	17	23	1818.2	2125.0	1642.9
Under 1 year	1	-	1	30.3	0	40.0
Under 28 days	1	-	1	30.3	0	40.0
Deaths from immaturity	-	-	-	0	0	0
Maternal deaths	-	-	-	0	0	0
LEADING CAUSES OF DEATH IN GEORGIA						
Heart disease (390-398,402,404, 410-429)	16	5	11	727.3	625.0	785.7
Cancer (140-209)	2	1	1	90.9	125.0	71.4
Cerebrovascular (430-438)	3	1	2	136.4	125.0	142.9
Motor vehicle accidents (E810-E823)	1	-	1	45.5	0	71.4
Influenza and pneumonia (470-474, 480-486)	4	2	2	181.8	250.0	142.9
All accidents other than motor vehicle (E806-E807, E825-E949)	2	1	1	90.9	125.0	71.4
Diseases of the respiratory system	1	1	-	45.5	125.0	0
Diseases of arteries and veins (440-448)	1	1	-	45.5	125.0	0
Homicides (E960-E969)	1	-	1	45.5	0	71.4
Birth injuries and other diseases peculiar to early infancy (760-779)	-	-	-	0	0	0
HARRIAGES	25	10	15	11.4	12.5	10.7
DIVORCES	1	-	-	0.5	-	-

ITEM	TATNALL					
	NUMBER			RATE OR RATIO*		
	TOTAL	WHITE	NON-WHITE	TOTAL	WHITE	NON-WHITE
POPULATION	13,100	9,100	4,000	-	-	-
LIVE BIRTHS	255	166	109	19.5	16.0	27.3
Immature births	30	13	17	117.6	89.0	156.0
Live births to unved mothers	39	7	32	152.9	47.9	293.6
FETAL DEATHS	10	5	5	39.2	34.2	45.9
DEATHS	158	114	44	1206.1	1252.7	1100.0
Under 1 year	6	1	5	23.5	6.8	45.9
Under 28 days	4	1	3	15.7	6.8	27.5
Deaths from immaturity	2	-	2	7.8	0	18.3
Maternal deaths	-	-	-	0	0	0
LEADING CAUSES OF DEATH IN GEORGIA						
Heart disease (390-398,402,404, 410-429)	56	48	8	427.5	527.5	200.0
Cancer (140-209)	19	14	5	145.0	153.8	125.0
Cerebrovascular (430-438)	18	9	9	137.5	98.9	225.0
Motor vehicle accidents (E810-E823)	10	8	2	76.3	87.9	50.0
Influenza and pneumonia (470-474, 480-486)	8	6	2	61.0	66.0	50.0
All accidents other than motor vehicle (E806-E807, E825-E949)	13	5	8	99.2	54.9	200.0
Diseases of the respiratory system (460-466,490-493,500-519)	4	3	1	30.5	31.0	25.0
Diseases of arteries and veins (440-448)	5	5	-	38.2	35.0	0
Homicides (E960-E969)	2	1	1	15.3	11.0	25.0
Birth injuries and other diseases peculiar to early infancy (760-779)	2	-	2	15.3	0	50.0
MARRIAGES	149	116	33	11.4	12.7	8.3
DIVORCES	62	---	---	4.7	---	---

ITEM	TELFAIR					
	NUMBER			RATE OR RATIO*		
	TOTAL	WHITE	NON-WHITE	TOTAL	WHITE	NON-WHITE
POPULATION	11,600	7,600	4,000	-	-	-
LIVE BIRTHS	223	117	106	18.9	15.0	26.3
Immature births	24	10	14	107.6	85.3	132.1
Live births to unved mothers	44	7	37	197.3	59.8	349.1
FETAL DEATHS	2	1	1	9.0	8.3	9.4
DEATHS	129	95	34	1093.2	1217.9	850.0
Under 1 year	2	1	1	9.0	8.5	9.4
Under 28 days	1	1	-	4.3	8.5	0
Deaths from immaturity	1	1	-	4.3	8.5	0
Maternal deaths	1	-	1	44.8	0	94.3
LEADING CAUSES OF DEATH IN GEORGIA						
Heart disease (390-398,402,404, 410-429)	39	29	10	330.3	371.8	250.0
Cancer (140-209)	15	12	3	127.1	153.8	75.0
Cerebrovascular (430-438)	38	27	9	305.1	346.2	225.0
Motor vehicle accidents (E810-E823)	11	9	2	93.2	115.4	50.0
Influenza and pneumonia (470-474, 480-486)	5	5	-	42.4	64.1	0
All accidents other than motor vehicle (E806-E807, E825-E949)	3	1	2	25.4	12.8	50.0
Diseases of the respiratory system (460-466,490-493,500-519)	-	-	-	0	0	0
Diseases of arteries and veins (440-448)	2	2	-	17.0	25.6	0
Homicides (E960-E969)	1	1	-	8.5	12.8	0
Birth injuries and other diseases peculiar to early infancy (760-779)	1	1	-	8.5	12.8	0
MARRIAGES	139	91	48	11.8	11.7	12.0
DIVORCES	33	---	---	2.8	---	---

ITEM	TAYLOR					
	NUMBER			RATE OR RATIO*		
	TOTAL	WHITE	NON-WHITE	TOTAL	WHITE	NON-WHITE
POPULATION	7,800	4,400	3,400	-	-	-
LIVE BIRTHS	163	71	92	20.9	16.1	27.1
Immature births	17	5	12	104.3	70.4	130.4
Live births to unved mothers	27	2	25	165.6	28.2	271.7
FETAL DEATHS	8	1	7	49.1	14.1	76.1
DEATHS	102	63	39	1307.7	1431.8	1147.1
Under 1 year	5	1	4	30.7	14.1	43.5
Under 28 days	1	-	1	6.1	0	10.9
Deaths from immaturity	-	-	-	0	0	0
Maternal deaths	1	1	-	61.3	140.8	0
LEADING CAUSES OF DEATH IN GEORGIA						
Heart disease (390-398,402,404, 410-429)	39	23	16	500.0	522.7	470.6
Cancer (140-209)	8	7	1	102.6	159.1	29.4
Cerebrovascular (430-438)	15	9	6	192.3	204.5	176.5
Motor vehicle accidents (E810-E823)	7	3	4	89.7	68.2	117.6
Influenza and pneumonia (470-474, 480-486)	2	1	1	25.6	22.7	29.4
All accidents other than motor vehicle (E806-E807, E825-E949)	8	4	4	102.6	90.9	117.6
Diseases of the respiratory system (460-466,490-493,500-519)	3	2	1	38.4	45.4	29.4
Diseases of arteries and veins (440-448)	3	3	-	38.4	68.2	0
Homicides (E960-E969)	1	-	1	12.8	0	29.4
Birth injuries and other diseases peculiar to early infancy (760-779)	1	-	1	12.8	0	29.4
MARRIAGES	81	42	39	10.4	9.3	11.5
DIVORCES	5	---	---	0.6	---	---

ITEM	TERRELL					
	NUMBER			RATE OR RATIO*		
	TOTAL	WHITE	NON-WHITE	TOTAL	WHITE	NON-WHITE
POPULATION	11,300	4,700	6,600	-	-	-
LIVE BIRTHS	231	65	166	20.4	13.8	25.2
Immature births	26	9	17	112.6	138.5	102.4
Live births to unved mothers	44	1	43	190.5	15.4	239.0
FETAL DEATHS	1	-	1	4.3	0	6.0
DEATHS	135	59	76	1194.7	1255.3	1151.3
Under 1 year	3	2	1	13.0	30.8	6.0
Under 28 days	2	2	-	8.7	30.8	0
Deaths from immaturity	-	-	-	0	0	0
Maternal deaths	-	-	-	0	0	0
LEADING CAUSES OF DEATH IN GEORGIA						
Heart disease (390-398,402,404, 410-429)	47	28	19	415.9	595.7	287.9
Cancer (140-209)	17	7	10	150.4	148.9	151.5
Cerebrovascular (430-438)	21	5	16	185.8	106.4	242.4
Motor vehicle accidents (E810-E823)	6	1	5	53.1	21.3	75.8
Influenza and pneumonia (470-474, 480-486)	6	1	5	53.1	21.3	75.8
All accidents other than motor vehicle (E806-E807, E825-E949)	3	2	1	26.3	42.6	15.2
Diseases of the respiratory system (460-466,490-493,500-519)	3	3	-	26.3	83.9	0
Diseases of arteries and veins (440-448)	4	1	3	33.3	21.3	45.5
Homicides (E960-E969)	5	2	3	44.2	42.6	45.3
Birth injuries and other diseases peculiar to early infancy (760-779)	1	1	-	8.8	21.3	0
MARRIAGES	173	72	101	15.3	15.3	15.3
DIVORCES	14	---	---	1.2	---	---

ITEM	THOMAS					
	NUMBER			RATE OR RATIO*		
	TOTAL	WHITE	NON-WHITE	TOTAL	WHITE	NON-WHITE
POPULATION	34,000	20,700	13,300	-	-	-
LIVE BIRTHS	685	327	358	20.1	15.8	26.9
Immature births	52	16	36	75.9	48.9	100.6
Live births to unved mothers	113	6	107	165.0	18.3	298.9
FETAL DEATHS	62	32	30	90.5	97.9	83.8
DEATHS	432	246	186	1270.6	1188.4	1398.5
Under 1 year	17	9	8	24.8	27.5	22.3
Under 28 days	12	7	5	17.5	21.4	14.0
Deaths from immaturity	3	1	2	4.4	3.1	5.6
Maternal deaths	-	-	-	0	0	0
LEADING CAUSES OF DEATH IN GEORGIA						
Heart disease (390-398,402,404, 410-429)	132	82	50	388.2	396.1	375.9
Cancer (140-209)	51	33	18	150.0	159.4	135.3
Cerebrovascular (430-438)	83	41	42	244.1	198.1	315.8
Motor vehicle accidents (E810-E823)	21	13	8	61.8	62.8	60.2
Influenza and pneumonia (470-474, 480-486)	24	11	13	70.6	53.1	97.8
All accidents other than motor vehicle (E806-E807, E825-E949)	15	10	5	44.1	48.3	37.6
Diseases of the respiratory system (460-466,490-493,500-519)	7	4	3	20.5	19.3	22.5
Diseases of arteries and veins (440-448)	9	5	4	26.5	24.2	30.1
Homicides (E960-E969)	10	3	7	29.4	14.5	52.6
Birth injuries and other diseases peculiar to early infancy (760-779)	11	7	4	32.3	33.8	30.0
HARRIAGES	509 ¹	346	162	15.0	16.7	12.2
DIVORCES	137	---	---	4.0	---	---

1 (1) race unknown

ITEM	TOONBS					
	NUMBER			RATE OR RATIO*		
	TOTAL	WHITE	NON-WHITE	TOTAL	WHITE	NON-WHITE
POPULATION	20,100	14,800	5,300	-	-	-
LIVE BIRTHS	398	250	148	19.8	16.9	27.9
Immature births	24	12	12	60.3	48.0	81.1
Live births to unved mothers	64	8	56	160.8	32.0	378.4
FETAL DEATHS	13	7	6	32.7	28.0	40.5
DEATHS	226	160	66	1124.4	1081.1	1245.3
Under 1 year	5	3	2	12.6	12.0	13.5
Under 28 days	4	2	2	10.1	8.0	13.5
Deaths from immaturity	-	-	-	0	0	0
Maternal deaths	-	-	-	0	0	0
LEADING CAUSES OF DEATH IN GEORGIA						
Heart disease (390-398,402,404, 410-429)	76	60	16	378.1	405.4	301.9
Cancer (140-209)	41	28	13	204.0	189.2	245.3
Cerebrovascular (430-438)	30	18	12	149.3	121.6	226.4
Motor vehicle accidents (E810-E823)	5	4	1	24.9	27.0	18.9
Influenza and pneumonia (470-474, 480-486)	11	8	3	54.8	54.1	56.6
All accidents other than motor vehicle (E806-E807, E825-E949)	16	12	2	69.7	81.1	37.7
Diseases of the respiratory system (460-466,490-493,500-519)	3	3	-	14.9	20.3	0
Diseases of arteries and veins (440-448)	4	2	2	19.9	13.6	37.7
Homicides (E960-E969)	9	5	4	44.8	33.8	75.5
Birth injuries and other diseases peculiar to early infancy (760-779)	3	1	2	14.9	6.8	37.7
HARRIAGES	265	215	50	13.2	14.5	9.4
DIVORCES	119	---	---	5.9	---	---

ITEM	TIFT					
	NUMBER			RATE OR RATIO*		
	TOTAL	WHITE	NON-WHITE	TOTAL	WHITE	NON-WHITE
POPULATION	27,800	20,200	7,600	-	-	-
LIVE BIRTHS	564	387	177	20.3	19.2	23.3
Immature births	51	28	23	90.4	72.4	129.9
Live births to unved mothers	68	12	56	120.6	31.0	316.4
FETAL DEATHS	13	11	2	23.0	28.4	11.3
DEATHS	281	211	70	1010.8	1044.6	921.1
Under 1 year	9	5	4	16.0	12.9	22.6
Under 28 days	3	3	-	5.3	7.8	0
Deaths from immaturity	-	-	-	0	0	0
Maternal deaths	-	-	-	0	0	0
LEADING CAUSES OF DEATH IN GEORGIA						
Heart disease (390-398,402,404, 410-429)	103	84	19	370.5	415.8	250.0
Cancer (140-209)	33	25	8	118.7	123.8	105.3
Cerebrovascular (430-438)	47	32	15	169.1	158.4	197.4
Motor vehicle accidents (E810-E823)	14	11	3	50.4	54.5	39.5
Influenza and pneumonia (470-474, 480-486)	9	6	3	32.4	29.8	39.3
All accidents other than motor vehicle (E806-E807, E825-E949)	17	11	6	61.2	54.5	78.9
Diseases of the respiratory system (460-466,490-493,500-519)	8	8	-	28.8	39.6	0
Diseases of arteries and veins (440-448)	10	8	2	36.0	39.7	26.3
Homicides (E960-E969)	2	2	-	7.2	9.9	0
Birth injuries and other diseases peculiar to early infancy (760-779)	2	2	-	7.2	9.9	0
HARRIAGES	339	269	70	12.2	13.3	9.2
DIVORCES	125	---	---	4.5	---	---

ITEM	TOMNS					
	NUMBER			RATE OR RATIO*		
	TOTAL	WHITE	NON-WHITE	TOTAL	WHITE	NON-WHITE
POPULATION	4,800	4,800	0	-	-	-
LIVE BIRTHS	62	62	-	12.9	12.9	...
Immature births	5	5	-	80.6	80.6	...
Live births to unved mothers	1	1	-	16.1	16.1	...
FETAL DEATHS	2	2	-	32.3	32.3	...
DEATHS	93	93	-	1104.2	1104.2	...
Under 1 year	-	-	-	0	0	...
Under 28 days	-	-	-	0	0	...
Deaths from immaturity	-	-	-	0	0	...
Maternal deaths	-	-	-	0	0	...
LEADING CAUSES OF DEATH IN GEORGIA						
Heart disease (390-398,402,404, 410-429)	15	15	-	312.5	312.5	...
Cancer (140-209)	9	9	-	187.5	187.5	...
Cerebrovascular (430-438)	14	14	-	291.7	291.7	...
Motor vehicle accidents (E810-E823)	2	2	-	41.7	41.7	...
Influenza and pneumonia (470-474, 480-486)	-	-	-	0	0	...
All accidents other than motor vehicle (E806-E807, E825-E949)	3	3	-	62.5	62.5	...
Diseases of the respiratory system (460-466,490-493,500-519)	2	2	-	41.7	41.7	...
Diseases of arteries and veins (440-448)	-	-	-	0	0	...
Homicides (E960-E969)	-	-	-	0	0	...
Birth injuries and other diseases peculiar to early infancy (760-779)	-	-	-	0	0	...
HARRIAGES	67	66	1	14.0	13.8	...
DIVORCES	3	---	---	1.0	---	---

ITEM	TRETLEN					
	NUMBER			RATE OR RATIO*		
	TOTAL	WHITE	NON-WHITE	TOTAL	WHITE	NON-WHITE
POPULATION	5,500	3,700	1,800	-	-	-
LIVE BIRTHS	105	55	50	19.1	14.9	27.8
Immature births	8	1	7	76.2	18.2	140.0
Live births to unved mothers	22	6	16	209.5	109.1	320.0
FETAL DEATHS	2	1	1	19.0	18.2	20.0
DEATHS	71	51	20	1290.9	1378.4	1111.1
Under 1 year	2	1	1	19.0	18.2	20.0
Under 28 days	1	1	-	9.5	18.2	0
Deaths from immaturity	-	-	-	0	0	0
Maternal deaths	-	-	-	0	0	0
LEADING CAUSES OF DEATH IN GEORGIA						
Heart disease (390-398,402,404,410-429)	19	13	6	345.5	351.4	333.3
Cancer (140-209)	5	5	-	90.9	135.1	0
Cerebrovascular (430-438)	19	12	7	345.5	324.3	388.9
Motor vehicle accidents (E810-E823)	7	3	4	127.3	81.1	222.2
Influenza and pneumonia (470-474,480-486)	-	-	-	0	0	0
All accidents other than motor vehicle (E806-E807, E825-E949)	4	4	-	72.7	108.1	0
Diseases of the respiratory system (460-466,490-493,500-519)	6	5	1	109.0	135.1	55.6
Diseases of arteries and veins (440-448)	1	1	-	18.2	27.0	0
Homicides (E960-E969)	3	1	2	54.5	27.0	111.1
Birth injuries and other diseases peculiar to early infancy (760-779)	1	1	-	18.2	27.0	0
HARRIAGES	69	48	21	12.5	13.0	11.7
DIVORCES	1	-	-	0.2	-	-

ITEM	TURNER					
	NUMBER			RATE OR RATIO*		
	TOTAL	WHITE	NON-WHITE	TOTAL	WHITE	NON-WHITE
POPULATION	8,100	3,300	2,800	-	-	-
LIVE BIRTHS	153	74	79	18.9	14.0	28.2
Immature births	13	3	8	85.0	67.6	101.3
Live births to unved mothers	28	2	26	183.0	27.0	329.1
FETAL DEATHS	4	2	2	26.1	27.0	25.3
DEATHS	101	65	36	1246.9	1226.4	1285.7
Under 1 year	1	-	1	6.5	0	12.7
Under 28 days	-	-	-	0	0	0
Deaths from immaturity	-	-	-	0	0	0
Maternal deaths	-	-	-	0	0	0
LEADING CAUSES OF DEATH IN GEORGIA						
Heart disease (390-398,402,404,410-429)	37	27	10	456.8	509.4	357.1
Cancer (140-209)	14	9	5	172.8	169.8	178.6
Cerebrovascular (430-438)	29	19	10	358.0	358.3	337.1
Motor vehicle accidents (E810-E823)	3	1	2	37.0	18.9	71.4
Influenza and pneumonia (470-474,480-486)	3	-	3	37.0	0	107.1
All accidents other than motor vehicle (E806-E807, E825-E949)	2	2	-	24.7	37.7	0
Diseases of the respiratory system (460-466,490-493,500-519)	2	2	-	24.7	37.7	0
Diseases of arteries and veins (440-448)	1	1	-	12.3	18.9	0
Homicides (E960-E969)	1	-	1	12.3	0	35.7
Birth injuries and other diseases peculiar to early infancy (760-779)	-	-	-	0	0	0
HARRIAGES	108	77	31	13.3	14.5	11.1
DIVORCES	17	-	-	2.1	-	-

ITEM	TROUP					
	NUMBER			RATE OR RATIO*		
	TOTAL	WHITE	NON-WHITE	TOTAL	WHITE	NON-WHITE
POPULATION	43,300	29,700	13,600	-	-	-
LIVE BIRTHS	836	474	362	19.3	16.0	26.6
Immature births	78	34	44	93.3	71.7	121.5
Live births to unved mothers	170	17	153	203.3	35.9	422.7
FETAL DEATHS	24	15	9	28.7	31.6	24.9
DEATHS	579	393	186	1337.2	1323.2	1367.6
Under 1 year	26	16	10	31.1	33.8	27.4
Under 28 days	14	10	4	16.7	21.1	11.0
Deaths from immaturity	3	1	2	3.6	2.1	5.5
Maternal deaths	-	-	-	0	0	0
LEADING CAUSES OF DEATH IN GEORGIA						
Heart disease (390-398,402,404,410-429)	204	147	57	471.1	494.9	419.1
Cancer (140-209)	71	54	17	164.0	181.8	125.0
Cerebrovascular (430-438)	106	63	43	244.8	212.1	316.2
Motor vehicle accidents (E810-E823)	24	19	5	55.4	64.0	36.8
Influenza and pneumonia (470-474,480-486)	33	12	11	53.1	60.4	80.9
All accidents other than motor vehicle (E806-E807, E825-E949)	16	6	10	37.0	20.2	73.5
Diseases of the respiratory system (460-466,490-493,500-519)	13	11	2	30.0	37.1	14.8
Diseases of arteries and veins (440-448)	6	4	2	13.8	13.5	14.8
Homicides (E960-E969)	12	6	6	27.7	20.2	44.1
Birth injuries and other diseases peculiar to early infancy (760-779)	10	7	3	23.0	23.6	22.1
HARRIAGES	321	393	127	12.0	13.2	9.3
DIVORCES	172	-	-	4.0	-	-

ITEM	TWIGGS					
	NUMBER			RATE OR RATIO*		
	TOTAL	WHITE	NON-WHITE	TOTAL	WHITE	NON-WHITE
POPULATION	7,500	3,600	4,300	-	-	-
LIVE BIRTHS	146	49	97	18.5	13.6	22.6
Immature births	20	4	16	137.0	81.6	164.9
Live births to unved mothers	44	3	41	301.4	61.2	422.7
FETAL DEATHS	3	-	3	20.5	0	30.9
DEATHS	63	32	31	797.5	888.9	720.9
Under 1 year	4	1	3	27.4	20.4	30.9
Under 28 days	2	1	1	13.7	20.4	10.3
Deaths from immaturity	-	-	-	0	0	0
Maternal deaths	-	-	-	0	0	0
LEADING CAUSES OF DEATH IN GEORGIA						
Heart disease (390-398,402,404,410-429)	17	10	7	215.2	277.8	162.8
Cancer (140-209)	8	6	2	101.3	166.7	46.5
Cerebrovascular (430-438)	11	3	8	139.2	83.3	186.0
Motor vehicle accidents (E810-E823)	6	2	4	75.9	55.6	93.0
Influenza and pneumonia (470-474,480-486)	5	3	2	63.3	83.3	46.5
All accidents other than motor vehicle (E806-E807, E825-E949)	2	1	1	25.3	27.8	23.3
Diseases of the respiratory system (460-466,490-493,500-519)	2	2	-	25.3	55.6	0
Diseases of arteries and veins (440-448)	2	2	-	25.3	55.6	0
Homicides (E960-E969)	-	-	-	0	0	0
Birth injuries and other diseases peculiar to early infancy (760-779)	-	-	-	0	0	0
HARRIAGES	26	8	18	3.3	3.2	4.2
DIVORCES	25	-	-	3.2	-	-

1 race unknown

ITEM	UNION					
	NUMBER			RATE OR RATIO*		
	TOTAL	WHITE	NON-WHITE	TOTAL	WHITE	NON-WHITE
POPULATION	7,300	7,300	0	-	-	-
LIVE BIRTHS	120	120	-	16.4	16.4	-
Immature births	4	4	-	33.3	33.3	...
Live births to unwed mothers	3	3	-	33.3	33.3	...
FETAL DEATHS	1	1	-	8.3	8.3	...
DEATHS	85	85	-	1164.4	1164.4	...
Under 1 year	1	1	-	8.3	8.3	...
Under 28 days	1	1	-	8.3	8.3	...
Deaths from immaturity	-	-	-	0	0	...
Maternal deaths	1	1	-	83.3	83.3	...
LEADING CAUSES OF DEATH IN GEORGIA						
Heart disease (390-398,402,404,410-429)	36	36	-	493.2	493.2	...
Cancer (140-209)	9	9	-	123.3	123.3	...
Cerebrovascular (430-438)	13	13	-	178.1	178.1	...
Motor vehicle accidents (E810-E823)	6	6	-	82.2	82.2	...
Influenza and pneumonia (470-474,480-486)	4	4	-	54.8	54.8	...
All accidents other than motor vehicle (E806-E807, E825-E949)	2	2	-	27.4	27.4	...
Diseases of the respiratory system (460-466,490-493,500-519)	-	-	-	0	0	...
Diseases of arteries and veins (440-448)	1	1	-	13.7	13.7	...
Homicides (E960-E969)	1	1	-	13.7	13.7	...
Birth injuries and other diseases peculiar to early infancy (760-779)	1	1	-	13.7	13.7	...
HARRIAGES	90	90	-	12.3	12.3	...
DIVORCES	-	-	-	0	0	...

ITEM	WALKER					
	NUMBER			RATE OR RATIO*		
	TOTAL	WHITE	NON-WHITE	TOTAL	WHITE	NON-WHITE
POPULATION	31,100	48,600	2,500	-	-	-
LIVE BIRTHS	941	892	49	18.4	18.4	19.6
Immature births	68	62	6	72.3	69.5	122.4
Live births to unwed mothers	47	33	14	49.9	37.0	265.7
FETAL DEATHS	12	12	-	12.8	13.5	0
DEATHS	431	413	18	843.4	849.0	720.0
Under 1 year	13	13	-	13.8	14.6	0
Under 28 days	10	10	-	10.6	11.2	0
Deaths from immaturity	1	1	-	1.1	1.1	0
Maternal deaths	1	1	-	10.6	11.2	0
LEADING CAUSES OF DEATH IN GEORGIA						
Heart disease (390-398,402,404,410-429)	163	158	5	319.0	325.1	200.0
Cancer (140-209)	74	71	3	144.8	146.1	120.0
Cerebrovascular (430-438)	56	54	2	109.6	111.1	80.0
Motor vehicle accidents (E810-E823)	14	13	1	27.4	26.7	40.0
Influenza and pneumonia (470-474,480-486)	16	14	2	31.3	28.8	80.0
All accidents other than motor vehicle (E806-E807, E825-E949)	11	10	1	21.5	20.6	40.0
Diseases of the respiratory system (460-466,490-493,500-519)	11	11	-	21.5	22.7	0
Diseases of arteries and veins (440-448)	5	5	-	9.8	10.3	0
Homicides (E960-E969)	4	1	3	7.8	2.1	120.0
Birth injuries and other diseases peculiar to early infancy (760-779)	10	10	-	19.6	20.6	0
HARRIAGES	599	545	54	11.7	11.2	21.6
DIVORCES	132	-	-	2.6	-	-

ITEM	DPSGN					
	NUMBER			RATE OR RATIO*		
	TOTAL	WHITE	NON-WHITE	TOTAL	WHITE	NON-WHITE
POPULATION	23,600	16,900	6,700	-	-	-
LIVE BIRTHS	377	227	150	16.0	13.4	22.4
Immature births	48	21	27	127.3	92.5	180.0
Live births to unwed mothers	58	10	48	153.8	44.1	320.0
FETAL DEATHS	20	13	7	53.1	57.3	46.7
DEATHS	294	224	70	1245.8	1325.4	1044.8
Under 1 year	9	5	4	23.9	22.0	26.7
Under 28 days	7	5	2	18.6	22.0	13.3
Deaths from immaturity	-	-	-	0	0	0
Maternal deaths	1	-	1	26.5	0	66.7
LEADING CAUSES OF DEATH IN GEORGIA						
Heart disease (390-398,402,404,410-429)	104	86	18	440.7	508.9	268.7
Cancer (140-209)	39	34	5	165.3	201.2	74.6
Cerebrovascular (430-438)	56	41	15	237.3	242.6	223.9
Motor vehicle accidents (E810-E823)	6	5	1	25.4	29.6	14.9
Influenza and pneumonia (470-474,480-486)	11	7	4	46.6	41.5	59.7
All accidents other than motor vehicle (E806-E807, E825-E949)	8	6	2	33.9	35.5	29.9
Diseases of the respiratory system (460-466,490-493,500-519)	4	3	1	16.9	17.7	14.9
Diseases of arteries and veins (440-448)	7	7	-	29.7	41.4	0
Homicides (E960-E969)	0	2	6	33.9	11.0	89.6
Birth injuries and other diseases peculiar to early infancy (760-779)	6	4	2	25.4	23.7	29.9
HARRIAGES	293	211	82	12.4	12.5	12.2
DIVORCES	129	-	-	5.5	-	-

ITEM	WALTON					
	NUMBER			RATE OR RATIO*		
	TOTAL	WHITE	NON-WHITE	TOTAL	WHITE	NON-WHITE
POPULATION	25,200	18,400	6,800	-	-	-
LIVE BIRTHS	486	324	162	19.3	17.6	23.8
Immature births	51	22	29	104.9	67.9	179.0
Live births to unwed mothers	67	10	57	137.9	30.9	351.9
FETAL DEATHS	14	6	8	28.8	18.5	49.4
DEATHS	234	176	58	928.6	956.5	852.9
Under 1 year	10	4	6	20.6	12.3	37.0
Under 28 days	4	2	2	8.2	6.2	12.3
Deaths from immaturity	1	-	1	2.1	0	6.2
Maternal deaths	1	-	1	20.6	0	61.7
LEADING CAUSES OF DEATH IN GEORGIA						
Heart disease (390-398,402,404,410-429)	92	71	21	365.1	385.9	308.8
Cancer (140-209)	45	34	11	178.6	184.8	161.8
Cerebrovascular (430-438)	25	20	5	99.2	108.7	73.5
Motor vehicle accidents (E810-E823)	5	3	2	19.8	27.2	0
Influenza and pneumonia (470-474,480-486)	12	8	4	47.7	43.4	58.8
All accidents other than motor vehicle (E806-E807, E825-E949)	11	9	2	43.7	48.9	29.4
Diseases of the respiratory system (460-466,490-493,500-519)	1	1	-	4.0	5.4	0
Diseases of arteries and veins (440-448)	5	3	2	19.9	16.3	29.4
Homicides (E960-E969)	4	1	3	15.9	5.4	44.1
Birth injuries and other diseases peculiar to early infancy (760-779)	3	1	2	11.9	5.4	29.4
HARRIAGES	267	203	64	10.6	11.0	9.4
DIVORCES	92	-	-	3.7	-	-

ITEM	MAINE					
	NUMBER			RATE OR RATIO*		
	TOTAL	WHITE	NON-WHITE	TOTAL	WHITE	NON-WHITE
POPULATION	33,900	26,400	7,500	-	-	-
LIVE BIRTHS	712	507	205	21.0	19.2	27.3
Immature births	57	31	26	60.1	61.1	126.8
Live births to unved mothers	103	21	82	144.7	41.4	400.0
FETAL DEATHS	15	11	4	21.1	21.7	19.5
DEATHS	420	283	137	1238.9	1072.0	1826.7
Under 1 year	10	6	4	14.0	11.8	19.5
Under 28 days	7	3	2	9.8	9.9	9.8
Deaths from Immaturity	-	-	-	0	0	0
Maternal deaths	-	-	-	0	0	0
LEADING CAUSES OF DEATH IN GEORGIA						
Heart disease (390-398,402,404, 410-429)	179	117	62	528.0	443.2	826.7
Cancer (140-209)	63	40	23	185.8	151.5	306.7
Cerebrovascular (430-438)	39	25	14	115.0	94.7	186.7
Motor vehicle accidents (E810-E823)	17	16	1	50.1	60.6	13.3
Influenza and pneumonia (470-474, 480-486)	11	7	4	32.4	26.5	53.3
All accidents other than motor vehicle (E806-E807, E825-E949)	16	11	5	47.2	41.7	66.7
Diseases of the respiratory system (460-466,490-493,500-519)	14	12	2	41.3	45.4	26.6
Diseases of arteries and veins (440-448)	4	4	-	11.8	15.2	0
Homicides (E960-E969)	5	-	5	14.7	0	66.7
Birth injuries and other diseases peculiar to early infancy (760-779)	3	1	2	8.8	3.8	26.7
MARRIAGES	456	362	94	13.3	13.7	12.3
DIVORCES	122	-	-	3.6	-	-

ITEM	WASHINGTON					
	NUMBER			RATE OR RATIO*		
	TOTAL	WHITE	NON-WHITE	TOTAL	WHITE	NON-WHITE
POPULATION	16,500	7,000	8,700	-	-	-
LIVE BIRTHS	313	103	212	19.1	13.2	24.4
Immature births	47	6	41	149.2	58.3	193.4
Live births to unved mothers	73	1	72	231.7	9.7	339.6
FETAL DEATHS	7	-	7	22.2	0	33.0
DEATHS	239	105	134	1448.5	1346.2	1540.2
Under 1 year	11	1	10	34.9	9.7	47.2
Under 28 days	5	-	5	15.9	0	23.6
Deaths from Immaturity	1	-	1	3.2	0	4.7
Maternal deaths	-	-	-	0	0	0
LEADING CAUSES OF DEATH IN GEORGIA						
Heart disease (390-398,402,404, 410-429)	83	41	42	503.0	525.6	482.8
Cancer (140-209)	30	16	14	181.8	205.1	160.9
Cerebrovascular (430-438)	27	12	15	163.6	153.8	172.4
Motor vehicle accidents (E810-E823)	6	3	3	36.4	38.3	34.3
Influenza and pneumonia (470-474, 480-486)	10	2	8	60.6	25.6	92.0
All accidents other than motor vehicle (E806-E807, E825-E949)	10	2	8	60.6	23.6	92.0
Diseases of the respiratory system (460-466,490-493,500-519)	7	5	2	42.4	64.1	23.0
Diseases of arteries and veins (440-448)	11	7	4	66.7	89.8	46.0
Homicides (E960-E969)	4	-	4	24.2	0	46.0
Birth injuries and other diseases peculiar to early infancy (760-779)	3	-	3	18.2	0	34.3
MARRIAGES	139	86	53	8.4	11.0	6.1
DIVORCES	44	-	-	2.7	-	-

ITEM	HARRIS					
	NUMBER			RATE OR RATIO*		
	TOTAL	WHITE	NON-WHITE	TOTAL	WHITE	NON-WHITE
POPULATION	6,900	2,900	4,000	-	-	-
LIVE BIRTHS	119	29	90	17.2	10.0	22.5
Immature births	14	2	12	117.6	69.0	133.3
Live births to unved mothers	34	2	32	285.7	69.0	355.6
FETAL DEATHS	4	1	3	33.6	34.3	33.3
DEATHS	63	32	31	913.0	1103.4	775.0
Under 1 year	2	1	1	16.8	34.3	11.1
Under 28 days	2	1	1	16.8	34.3	11.1
Deaths from Immaturity	-	-	-	0	0	0
Maternal deaths	-	-	-	0	0	0
LEADING CAUSES OF DEATH IN GEORGIA						
Heart disease (390-398,402,404, 410-429)	16	8	8	231.9	275.9	200.0
Cancer (140-209)	8	3	5	115.9	103.4	125.0
Cerebrovascular (430-438)	8	5	3	115.9	172.4	75.0
Motor vehicle accidents (E810-E823)	2	1	1	29.0	34.3	25.0
Influenza and pneumonia (470-474, 480-486)	3	-	3	43.3	0	75.0
All accidents other than motor vehicle (E806-E807, E825-E949)	3	2	1	43.3	69.0	25.0
Diseases of the respiratory system (460-466,490-493,500-519)	3	3	-	43.3	103.5	0
Diseases of arteries and veins (440-448)	2	1	1	29.0	34.3	25.0
Homicides (E960-E969)	-	-	-	0	0	0
Birth injuries and other diseases peculiar to early infancy (760-779)	2	1	1	29.0	34.3	25.0
MARRIAGES	33	17	16	4.8	5.9	4.0
DIVORCES	17	-	-	2.5	-	-

ITEM	MAYNE					
	NUMBER			RATE OR RATIO*		
	TOTAL	WHITE	NON-WHITE	TOTAL	WHITE	NON-WHITE
POPULATION	18,400	14,600	3,800	-	-	-
LIVE BIRTHS	371	278	93	20.2	19.0	24.5
Immature births	32	20	12	86.3	71.9	129.0
Live births to unved mothers	43	9	34	115.9	32.4	365.6
FETAL DEATHS	10	5	5	27.0	18.0	33.8
DEATHS	186	137	49	1010.9	938.4	1289.5
Under 1 year	9	6	3	24.3	21.6	32.3
Under 28 days	7	5	2	18.9	18.0	21.5
Deaths from Immaturity	1	1	-	2.7	3.6	0
Maternal deaths	-	-	-	0	0	0
LEADING CAUSES OF DEATH IN GEORGIA						
Heart disease (390-398,402,404, 410-429)	74	57	17	402.2	390.4	447.4
Cancer (140-209)	27	19	8	146.7	130.1	210.5
Cerebrovascular (430-438)	21	15	6	114.1	102.7	157.9
Motor vehicle accidents (E810-E823)	9	6	3	48.9	41.1	78.9
Influenza and pneumonia (470-474, 480-486)	3	2	1	16.3	13.7	26.3
All accidents other than motor vehicle (E806-E807, E825-E949)	2	1	1	10.9	6.8	26.3
Diseases of the respiratory system (460-466,490-493,500-519)	9	8	1	48.9	34.8	26.3
Diseases of arteries and veins (440-448)	1	1	-	5.4	6.8	0
Homicides (E960-E969)	6	2	4	32.6	13.7	105.3
Birth injuries and other diseases peculiar to early infancy (760-779)	7	5	2	38.1	34.2	32.6
MARRIAGES	351	278	73	19.1	19.0	19.2
DIVORCES	116	-	-	6.3	-	-

ITEM	WEBSTER					
	NUMBER			RATE OR RATIO*		
	TOTAL	WHITE	NON-WHITE	TOTAL	WHITE	NON-WHITE
POPULATION	2,500	1,100	1,400	-	-	-
LIVE BIRTHS	31	17	14	12.4	15.5	10.0
Immature births	1	-	1	32.3	0	71.4
Live births to unved mothers	2	1	1	64.5	58.8	71.4
FETAL DEATHS	-	-	-	0	0	0
DEATHS	20	8	12	800.0	727.3	857.1
Under 1 year	1	-	1	32.3	0	71.4
Under 28 days	1	-	1	32.3	0	71.4
Deaths from immaturity	-	-	-	0	0	0
Maternal deaths	-	-	-	0	0	0
LEADING CAUSES OF DEATH IN GEORGIA						
Heart disease (390-398,402,404,410-429)	7	5	2	280.0	454.5	142.9
Cancer (140-209)	4	1	3	160.0	90.9	214.3
Cerebrovascular (430-438)	2	1	1	80.0	90.9	71.4
Motor vehicle accidents (E810-E823)	1	-	1	40.0	0	71.4
Influenza and pneumonia (470-474,480-486)	1	1	-	40.0	90.9	0
All accidents other than motor vehicle (E806-E807, E825-E949)	-	-	-	0	0	0
Diseases of the respiratory system (460-466,490-493,500-519)	-	-	-	0	0	0
Diseases of arteries and veins (440-448)	-	-	-	0	0	0
Homicides (E960-E969)	-	-	-	0	0	0
Birth injuries and other diseases peculiar to early infancy (760-779)	1	-	1	40.0	0	71.4
HARRIAGES	24	14	10	9.6	12.7	7.1
DIVORCES	3	-	-	1.2	-	-

ITEM	WHITE					
	NUMBER			RATE OR RATIO*		
	TOTAL	WHITE	NON-WHITE	TOTAL	WHITE	NON-WHITE
POPULATION	7,900	7,400	500	-	-	-
LIVE BIRTHS	109	99	10	13.8	13.4	20.0
Immature births	10	6	4	91.7	60.6	400.0
Live births to unved mothers	3	2	1	27.5	20.2	100.0
FETAL DEATHS	1	1	-	9.2	10.1	0
DEATHS	70	63	7	886.1	851.4	1400.0
Under 1 year	1	1	-	9.2	10.1	0
Under 28 days	1	1	-	9.2	10.1	0
Deaths from immaturity	-	-	-	0	0	0
Maternal deaths	-	-	-	0	0	0
LEADING CAUSES OF DEATH IN GEORGIA						
Heart disease (390-398,402,404,410-429)	32	28	4	405.1	378.4	800.0
Cancer (140-209)	12	12	-	151.9	162.2	0
Cerebrovascular (430-438)	3	2	1	38.0	27.0	200.0
Motor vehicle accidents (E810-E823)	6	5	1	75.9	67.6	200.0
Influenza and pneumonia (470-474,480-486)	3	3	-	38.0	40.5	0
All accidents other than motor vehicle (E806-E807, E825-E949)	3	3	-	38.0	40.5	0
Diseases of the respiratory system (460-466,490-493,500-519)	2	2	-	25.3	27.0	0
Diseases of arteries and veins (440-448)	-	-	-	0	0	0
Homicides (E960-E969)	-	-	-	0	0	0
Birth injuries and other diseases peculiar to early infancy (760-779)	1	1	-	12.7	13.5	0
HARRIAGES	80	75	5	10.1	10.1	10.0
DIVORCES	12	-	-	1.5	-	-

ITEM	WHEELER					
	NUMBER			RATE OR RATIO*		
	TOTAL	WHITE	NON-WHITE	TOTAL	WHITE	NON-WHITE
POPULATION	4,800	3,400	1,400	-	-	-
LIVE BIRTHS	83	53	30	17.3	15.6	21.4
Immature births	8	3	5	96.4	56.6	166.7
Live births to unved mothers	13	1	12	156.6	18.9	400.0
FETAL DEATHS	-	-	-	0	0	0
DEATHS	48	40	8	1000.0	1176.5	571.4
Under 1 year	2	2	-	24.1	37.7	0
Under 28 days	2	2	-	24.1	37.7	0
Deaths from immaturity	-	-	-	0	0	0
Maternal deaths	-	-	-	0	0	0
LEADING CAUSES OF DEATH IN GEORGIA						
Heart disease (390-398,402,404,410-429)	13	10	3	270.8	294.1	214.3
Cancer (140-209)	9	8	1	187.5	235.3	71.4
Cerebrovascular (430-438)	7	5	2	145.8	147.1	142.9
Motor vehicle accidents (E810-E823)	5	4	1	104.2	117.6	71.4
Influenza and pneumonia (470-474,480-486)	1	-	1	20.8	0	71.4
All accidents other than motor vehicle (E806-E807, E825-E949)	1	1	-	20.8	29.4	0
Diseases of the respiratory system (460-466,490-493,500-519)	-	-	-	0	0	0
Diseases of arteries and veins (440-448)	2	2	-	41.7	58.8	0
Homicides (E960-E969)	1	1	-	20.8	29.4	0
Birth injuries and other diseases peculiar to early infancy (760-779)	2	2	-	41.7	58.8	0
HARRIAGES	36	29	7	7.5	8.5	5.0
DIVORCES	9	-	-	1.9	-	-

ITEM	WHITFIELD					
	NUMBER			RATE OR RATIO*		
	TOTAL	WHITE	NON-WHITE	TOTAL	WHITE	NON-WHITE
POPULATION	56,800	54,500	2,300	-	-	-
LIVE BIRTHS	1,113	1,089	44	19.6	19.6	19.1
Immature births	82	76	6	73.7	71.1	136.4
Live births to unved mothers	36	27	9	32.3	25.3	204.5
FETAL DEATHS	10	9	1	9.0	8.4	22.7
DEATHS	487	451	36	857.4	827.5	1565.2
Under 1 year	26	23	3	23.4	21.5	68.2
Under 28 days	18	16	2	16.2	15.0	45.5
Deaths from immaturity	3	3	-	2.7	2.8	0
Maternal deaths	-	-	-	0	0	0
LEADING CAUSES OF DEATH IN GEORGIA						
Heart disease (390-398,402,404,410-429)	159	146	13	279.9	267.9	565.2
Cancer (140-209)	71	66	5	125.0	121.1	217.4
Cerebrovascular (430-438)	81	75	6	142.6	137.6	260.9
Motor vehicle accidents (E810-E823)	25	25	-	44.0	45.9	0
Influenza and pneumonia (470-474,480-486)	16	15	1	28.2	27.5	43.5
All accidents other than motor vehicle (E806-E807, E825-E949)	17	16	1	29.9	29.4	43.5
Diseases of the respiratory system (460-466,490-493,500-519)	17	17	-	29.9	31.2	0
Diseases of arteries and veins (440-448)	8	8	-	14.1	14.7	0
Homicides (E960-E969)	11	10	1	19.4	18.3	43.5
Birth injuries and other diseases peculiar to early infancy (760-779)	15	14	1	26.4	25.7	43.5
HARRIAGES	426	416	10	7.5	7.6	4.3
DIVORCES	387	-	-	6.8	-	-

ITEM	WILCOX					
	NUMBER			RATE OR RATIO*		
	TOTAL	WHITE	NON-WHITE	TOTAL	WHITE	NON-WHITE
POPULATION	6,700	4,700	2,000	-	-	-
LIVE BIRTHS	112	65	47	16.7	13.8	23.5
Immature births	12	5	7	107.1	76.9	148.9
Live births to unved mothers	17	1	16	151.8	15.4	340.4
FETAL DEATHS	-	-	-	0	0	0
DEATHS	91	66	25	1358.2	1404.3	1250.0
Under 1 year	2	1	1	17.9	15.4	21.3
Under 28 days	1	1	-	8.9	15.4	0
Deaths from immaturity	-	-	-	0	0	0
Maternal deaths	-	-	-	0	0	0
LEADING CAUSES OF DEATH IN GEORGIA						
Heart disease (390-398,402,404,410-429)	32	23	9	477.6	489.4	450.0
Cancer (140-209)	11	8	3	164.2	170.2	150.0
Cerebrovascular (430-438)	20	15	5	298.5	319.1	250.0
Motor vehicle accidents (E810-E823)	6	4	2	89.6	85.1	100.0
Influenza and pneumonia (470-474,480-486)	2	1	1	29.9	21.3	50.0
All accidents other than motor vehicle (E806-E807, E825-E949)	1	-	1	14.9	0	30.0
Diseases of the respiratory system (460-466,490-493,500-519)	4	4	-	59.7	85.1	0
Diseases of arteries and veins (440-448)	3	2	1	44.8	62.6	50.0
Homicides (E960-E969)	1	1	-	14.9	21.3	0
Birth injuries and other diseases peculiar to early infancy (760-779)	-	-	-	0	0	0
HARRIAGES	90	62	28	13.4	13.2	14.0
DIVORCES	20	-	-	3.0	-	-

ITEM	WILKINSON					
	NUMBER			RATE OR RATIO*		
	TOTAL	WHITE	NON-WHITE	TOTAL	WHITE	NON-WHITE
POPULATION	9,800	5,300	4,500	-	-	-
LIVE BIRTHS	153	62	91	15.6	11.7	20.2
Immature births	14	6	8	91.3	96.8	87.9
Live births to unved mothers	27	3	24	176.5	48.4	263.7
FETAL DEATHS	3	2	1	19.6	32.3	11.0
DEATHS	108	61	47	1102.0	1150.9	1044.4
Under 1 year	2	-	2	13.1	0	22.0
Under 28 days	1	-	1	6.5	0	11.0
Deaths from immaturity	-	-	-	0	0	0
Maternal deaths	-	-	-	0	0	0
LEADING CAUSES OF DEATH IN GEORGIA						
Heart disease (390-398,402,404,410-429)	37	24	13	377.6	452.8	288.9
Cancer (140-209)	13	10	3	132.7	188.7	66.7
Cerebrovascular (430-438)	10	5	5	102.0	94.3	111.1
Motor vehicle accidents (E810-E823)	10	4	6	102.0	75.5	133.3
Influenza and pneumonia (470-474,480-486)	2	1	1	20.4	18.9	22.2
All accidents other than motor vehicle (E806-E807, E825-E949)	5	1	4	51.0	18.9	88.9
Diseases of the respiratory system (460-466,490-493,500-519)	1	-	1	10.2	0	22.2
Diseases of arteries and veins (440-448)	5	3	-	51.0	94.3	0
Homicides (E960-E969)	2	-	2	20.4	0	44.4
Birth injuries and other diseases peculiar to early infancy (760-779)	-	-	-	0	0	0
HARRIAGES	121	70	51	12.3	13.2	11.3
DIVORCES	19	-	-	1.9	-	-

ITEM	WILKES					
	NUMBER			RATE OR RATIO*		
	TOTAL	WHITE	NON-WHITE	TOTAL	WHITE	NON-WHITE
POPULATION	10,600	5,700	4,900	-	-	-
LIVE BIRTHS	108	98	10	17.7	15.8	20.0
Immature births	17	4	13	90.4	44.4	132.7
Live births to unved mothers	37	2	35	196.8	22.2	357.1
FETAL DEATHS	4	2	2	21.3	22.2	20.4
DEATHS	117	67	50	1103.8	1175.4	1020.4
Under 1 year	6	2	4	31.9	22.2	40.8
Under 28 days	5	2	3	26.6	22.2	30.6
Deaths from immaturity	1	-	1	5.3	0	10.2
Maternal deaths	-	-	-	0	0	0
LEADING CAUSES OF DEATH IN GEORGIA						
Heart disease (390-398,402,404,410-429)	48	33	15	452.8	578.9	306.1
Cancer (140-209)	14	8	6	132.1	140.4	122.4
Cerebrovascular (430-438)	15	5	10	141.5	87.7	204.1
Motor vehicle accidents (E810-E823)	5	2	3	47.2	35.1	61.2
Influenza and pneumonia (470-474,480-486)	3	-	3	28.3	0	61.2
All accidents other than motor vehicle (E806-E807, E825-E949)	2	1	1	18.9	17.5	20.4
Diseases of the respiratory system (460-466,490-493,500-519)	1	-	1	9.4	0	20.4
Diseases of arteries and veins (440-448)	5	4	1	47.2	70.2	20.4
Homicides (E960-E969)	-	-	-	0	0	0
Birth injuries and other diseases peculiar to early infancy (760-779)	3	2	1	28.3	35.1	20.4
HARRIAGES	84	44	40	7.9	7.7	8.2
DIVORCES	40	-	-	3.8	-	-

ITEM	WORTH					
	NUMBER			RATE OR RATIO*		
	TOTAL	WHITE	NON-WHITE	TOTAL	WHITE	NON-WHITE
POPULATION	16,000	10,300	5,700	-	-	-
LIVE BIRTHS	366	149	197	21.6	14.3	34.6
Immature births	35	9	26	101.2	60.4	132.0
Live births to unved mothers	77	7	70	222.5	47.0	355.3
FETAL DEATHS	7	4	3	20.2	26.8	15.2
DEATHS	159	97	62	993.8	941.7	1087.7
Under 1 year	5	-	5	14.5	0	25.4
Under 28 days	4	-	4	11.6	0	20.3
Deaths from immaturity	4	-	4	11.6	0	20.3
Maternal deaths	-	-	-	0	0	0
LEADING CAUSES OF DEATH IN GEORGIA						
Heart disease (390-398,402,404,410-429)	55	32	23	343.8	310.7	403.5
Cancer (140-209)	19	16	3	118.8	155.3	52.6
Cerebrovascular (430-438)	31	18	13	193.8	174.8	228.1
Motor vehicle accidents (E810-E823)	6	4	2	37.5	38.8	35.1
Influenza and pneumonia (470-474,480-486)	3	1	2	18.8	9.7	35.1
All accidents other than motor vehicle (E806-E807, E825-E949)	2	2	-	12.5	19.4	0
Diseases of the respiratory system (460-466,490-493,500-519)	3	2	3	31.3	19.4	52.6
Diseases of arteries and veins (440-448)	1	1	-	6.3	9.7	0
Homicides (E960-E969)	7	3	4	43.8	29.1	70.2
Birth injuries and other diseases peculiar to early infancy (760-779)	4	-	4	25.0	0	70.2
HARRIAGES	168	106	62	10.5	10.3	10.9
DIVORCES	50	-	-	3.1	-	-