



LIBRARY
GEORGIA DEPARTMENT OF PUBLIC HEALTH
47 TRINITY AVE., S. W.
ATLANTA, GEORGIA 30334



Georgia Vital and Morbidity Statistics 1970



Georgia Department of Public Health

47 TRINITY AVE., S. W., ATLANTA, GEORGIA 30334



SEP 22 1971

GEORGIA VITAL AND MORBIDITY

STATISTICS

Part 1 - Vital Statistics

Part 2 - Morbidity Statistics

1970

DEPARTMENT OF PUBLIC HEALTH

STATE OF GEORGIA

ATLANTA

750 - 9 - 71

STATE OF GEORGIA





PART 1 - VITAL STATISTICS

TABLE OF CONTENTS

	Page
SYMBOLS USED IN THIS REPORT	viii
INTRODUCTION	ix
SOME FACTORS INFLUENCING VITAL STATISTICS	x-xii
Sources of data	x
Accuracy and completeness of reporting items on certificates	x
Population, race and age trends	x
Average age at death	xii
Military events	xii
DISCUSSION OF 1970 STATISTICS	xiii-xxi
Population	xiii
Physicians	xiii
Marriages and divorces	xiii-xiv
Fetal deaths	xiv
Fertility rates	xv-xvi
Live births	xvii-xviii
Births to unwed mothers	xviii
Immature births	xviii
Deaths from immaturity	xix
Infant deaths	xix
Neonatal deaths	xix
Maternal deaths	xx
Deaths, all ages	xx
Deaths by age groups	xxi

FIGURES

Figure	Page
1. Live birth and death rates, by race, Georgia, 1940-1970..	xi
2. Fertility rates by race, Georgia, 1960, 1964, 1968, 1969 and 1970	xvi
3. Infant and neonatal death rates by race, Georgia, 1940-1970	xix
4. Maternal death ratio by race, Georgia, 1940 - 1970	xx

TEXT TABLES

Table	Page
1. Marriages by residence of bride and groom, Georgia, 1970	xiii
2. Fetal deaths by race, place of occurrence, attendant and length of gestation, Georgia, 1970	xiv

GENERAL TABLES

I. Selected vital events, number, rate and per cent occurring in howpitals by race, Georgia, 1970	1
II. Deaths, all causes, number and rate per 1,000 population by race, age and sex, Georgia, 1970	1
III. Summary of selected vital statistics, Georgia, 1935, 1940, 1945-1970	2-3
IV. Live births by birth order, age of mother and race, Georgia, 1970	4
V. Live birth to unwed mothers, by birth order, number and rate per 1,000 live births, by race and age of mother, Georgia, 1970	5
VI-A. Important causes of death, number and rate per 100,000 population, in specified age groups by race, Georgia, 1970	6-9
VI-B. Important causes of death, number and per cent, in specified age groups, Georgia, 1970 (Charts)	10-12
VII. Deaths from heart diseases by type, by age, Georgia, 1970	13
VIII. Deaths from cancer, by site, race, and sex, Georgia, 1970	14
IX. Maternal deaths, number and ratio per 10,000 live births by race, Georgia, 1970	14
X. Infant deaths, number and rate per 1,000 live births by race, sex, and age, Georgia 1970	15
XI. Infant deaths, number and rate per 1,000 live births by race, by cause, Georgia, 1970	15
XII. Accidental deaths, number and rate, by type of accident, by Age, Georgia, 1970	16

GENERAL TABLES (Cont'd.)

Table	Page
XIII. Vital statistics, by county and race, Georgia, 1970	17-96
XIV. Vital statistics, by city and race, Georgia, 1970	97-153
XV. Number of physicians in private practice and average number of persons per physician, by county, Georgia, 1970	154
XVI. Estimated total population by race, sex and age, Georgia, July 1, 1970	155
XVII. Total population by census years by age and race, Georgia, 1920-1970	155
XVIII. Marriages, divorces, and annulments, by county of application, by race, Georgia, 1970	156-157
XIX. Marriages by race and age of bride by age of groom, Georgia, 1970	158
XX. Divorces by cause for which divorce was granted, Georgia, 1970	159

SYMBOLS USED IN THIS REPORT

- Quantity is zero in frequency table
- Data not available
- ... Rate or per cent not applicable
- 0.0 Rate or per cent more than zero but less than 0.05
- 0 Quantity is zero in rate table

INTRODUCTION

This report has been prepared annually since 1947. The format has varied from year to year as efforts are made to present the material in the most useful and concise manner. In 1953, a format which has proved useful over a period of years, was introduced and is followed very closely in this report.

Most data for a county or city are together in one table and both counties and cities are in alphabetical sequence. Detailed state data are included for the current year as well as several historical series for 1935-1970.

Most tabulations are based on births, deaths, fetal deaths, marriages and divorces recorded in the Vital Records Service and known births and deaths of Georgia residents which occurred outside of Georgia. Unless specifically stated otherwise, all data on births, deaths and fetal deaths are allocated to place of residence. Marriages are tabulated by place of issuance of licenses and divorces by place in which divorce is granted.

Population estimates and number of physicians by county are also included in this report.

Additional copies of most of the tables and more detailed tabulations of these and other health statistics are available. Address correspondence to:

Georgia Department of Public Health
Biostatistics Service
47 Trinity Avenue, S. W.
Atlanta, Georgia 30334

SOME FACTORS INFLUENCING VITAL STATISTICS

Sources of data

The data contained in this report are obtained primarily from certificates of births, deaths, fetal deaths, reports of divorces and annulments, and the marriage registry.

Accuracy and completeness of reporting items on certificates

The accuracy and completeness of the reporting of events determine to a great extent the quality of statistics regarding such events.

Unanswered items on certificates result in "unknown" quantities which cannot be interpreted in the analysis of the data, and erroneously answered items create a bias in the data which will affect any conclusions made.

One of the most serious problems in birth and death registration is the allocation of data to urban or rural residence. When a residence is outside the corporate limits of a city and the city is shown as the address, the residence is classified as urban unless the person completing the certificate indicates that the residence is outside the city. This results in an over-allocation of events to urban areas with an under-allocation to rural areas and should be considered in analyzing rural and urban differences.

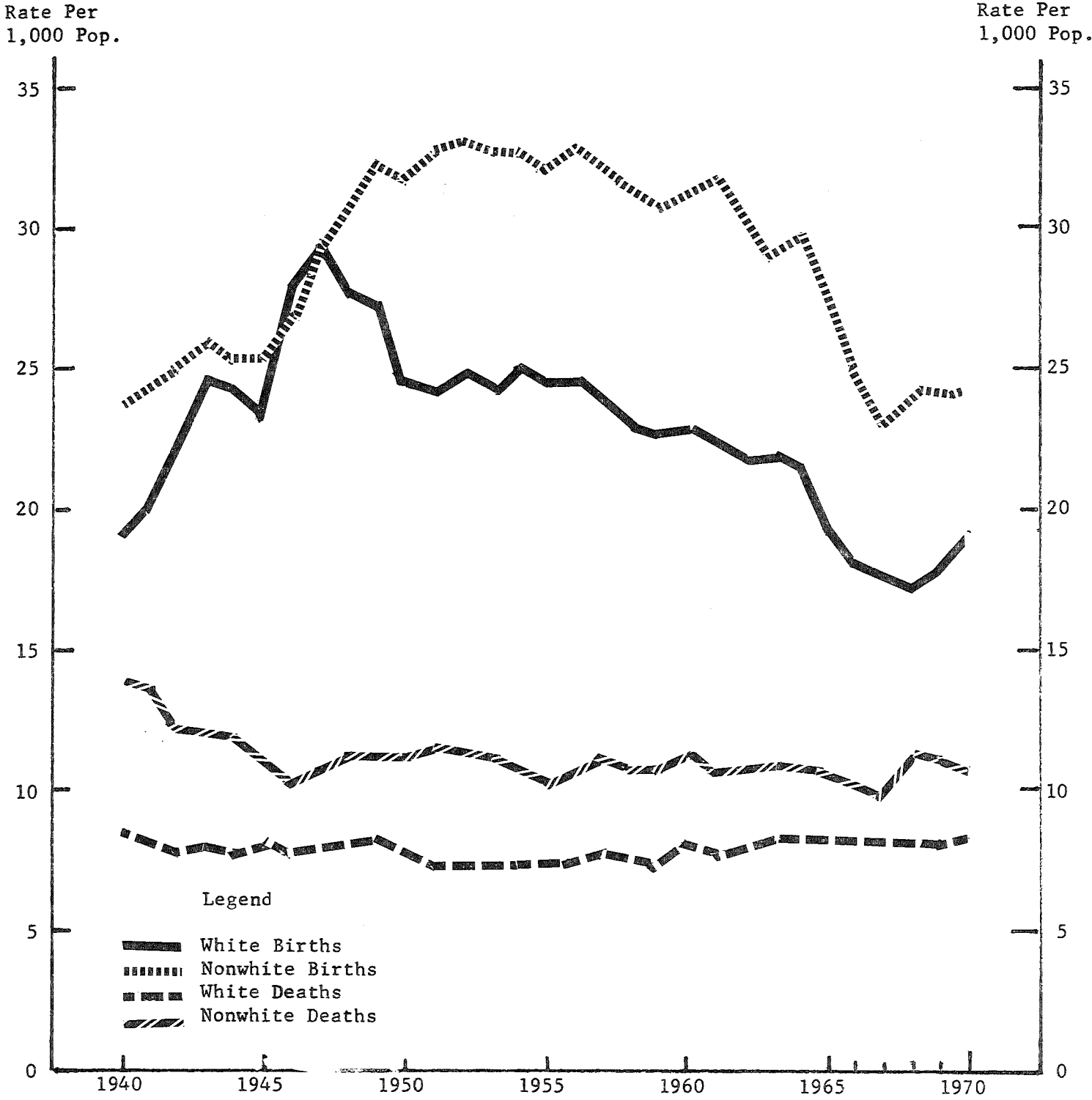
Population, race and age trends

Georgia's population growth between 1940 and 1970 was primarily in the white segment of the population. During this period the nonwhite population increased by only 10.7%, while the white population increased 66.2%. The racial composition increased from 65.3% white in 1940 to 73.8% in 1970 according to reports of the U. S. Census Bureau.

A change has been taking place also in the age composition of Georgia's population. Whereas, the 1940 population was half (50.9%) under 25 years of age, only 48.7% of the 1970 population was under 25 years. Those 65 years or over form 8.0% of the 1970 Census population, compared with 5.1% in 1940.

The basic factor in Georgia's population growth has been natural increase (the excess of births over deaths), which amounted to 53,754 persons for the year 1970. Figure 1 illustrates live birth and death rates, by race, for Georgia, 1940-1970. The difference between these two rates for a race is the rate of natural increase for that race.

Figure 1
LIVE BIRTH AND DEATH RATES, BY RACE, GEORGIA, 1940 - 1970



Average age at death

The average age at death for the population as a whole has more than doubled since 1900 when it was only 27.2 years. At the end of the next 40 years (1940) the life span increased to 47.9 years and by 1970 had reached 60.4 years which is an increase in the last 30 years of 12.5 years.

Military events

Vital events occurring on military reservations are included in state totals, but excluded from county totals. The counties most affected by this procedure are Chattahoochee, Liberty, Muscogee and Richmond.

DISCUSSION OF 1970 STATISTICS

Population

The population for July 1, 1959, used in calculating rates for the 1959 data was over-estimated. This must be taken into consideration when analyzing 1959 rates.

The estimated population for Georgia, July 1, 1970, 4,608,700, is 32,300 less than the estimate for 1969. In analyzing rates based on 1969 population, this should be noted.

Physicians

As of March 1, 1970, there were 3,927 physicians practicing in Georgia; of this number 3,221 were engaged in private practice, 637 were institutional physicians, and 69 were in public health. There were also 159 retired physicians known to be residing in the State. The ratio of physicians in private practice to civilians was 1 to 1,407. County totals for physicians in private practice are shown in Table XV.

Marriages and Divorces

The number of marriages, 63,896, reported in Georgia for 1970 is practically the same as for 1969 (64,003). The rate, 13.9 per 1,000 population is also approximately the same as for 1969 (13.8).

There were 42,163 first marriages for the groom and 41,193 for the bride. Four thousand, four hundred and sixty-seven grooms and 5,013 brides had two or more previous marriages.

In 1970, there were 26 brides reported as under 14 years of age, 160 age 14 years, and 553 as 15 years of age. The brides in these age groups were married to grooms ages 15 through 39. Four brides age 15 were married to grooms in the 30-39 years age group.

Table 1 shows marriages occurring in Georgia in 1970, by place of residence of the bride and groom. Approximately 30% of the persons married in Georgia in 1970 were residents of other states, a slight decrease from 1969.

TABLE 1 - MARRIAGES BY RESIDENCE OF BRIDE AND GROOM, GEORGIA, 1970

Resident of Georgia	Number
Total Marriages	63,896
Bride and Groom	41,759
Bride Only	3,272
Groom Only	2,868
Neither	15,971
Not Stated	26

There were 18,547 divorces, 72 annulments and 30 not stated as to divorce or annulment, reported in Georgia in 1970. Divorces increased by 1,398 over the 1969

total. This resulted in a slightly higher divorce rate of 4.0 per 1,000 population as compared with 3.7 for 1969.

Fetal Deaths

A fetal death is defined as a product of conception of any length gestation that shows no sign of life after complete birth. Prior to 1954, only fetal deaths of "20 or more" weeks gestation were recorded, and were classified as stillbirths.

In 1954, a new procedure was initiated in which all products of conception, regardless of length of gestation, were recorded and classified as fetal deaths and grouped according to length of gestation. The total of the two fetal death groupings, "20-27 weeks" and "28 weeks and over", corresponds to the figure given for stillbirths prior to 1954.

Table 2 shows the 3,373 fetal deaths reported in 1970 by race, place of occurrence, attendant and length of gestation. Three thousand, two hundred and seventy-nine, or 97.2% of the reported fetal deaths, occurred in hospitals in 1970. This is an increase of 0.9% over 1969.

On 1,116 of the fetal death certificates, the cause of death was stated as unknown. Eighty-two listed congenital malformations, 324 were attributed to conditions of placenta, 155 to conditions of the umbilical cord and 754 to conditions of mother including difficult labor, toxemia of pregnancy and maternal conditions unrelated to pregnancy.

In 1969, there were 64 certificates stating "abortion" or "termination of pregnancy" with no other cause listed. In 1970, there were 343 certificates in this category.

TABLE 2 - FETAL DEATHS BY RACE, PLACE OF OCCURRENCE, ATTENDANT AND LENGTH OF GESTATION, GEORGIA, 1970

Race & Length of Gestation	Total	Hospital				Other			
		Total	Physician	Midwife	Other	Total	Physician	Midwife	Other
TOTAL	3,373	3,279	2,979	-	300	94	90	-	4
Under 20 weeks	1,715	1,689	1,625	-	64	26	24	-	2
20-27 weeks	531	515	446	-	69	16	16	-	-
28 weeks & over	909	870	726	-	144	39	38	-	1
Unknown	218	205	182	-	23	13	12	-	1
WHITE	2,298	2,276	2,099	-	177	22	18	-	4
Under 20 weeks	1,368	1,357	1,309	-	48	11	9	-	2
20-27 weeks	282	279	242	-	37	3	3	-	-
28 weeks and over	527	521	439	-	82	6	5	-	1
Unknown	121	119	109	-	10	2	1	-	1
NONWHITE	1,075	1,003	880	-	123	72	72	-	-
Under 20 weeks	347	332	316	-	16	15	15	-	-
20-27 weeks	249	236	204	-	32	13	13	-	-
28 weeks and over	382	349	287	-	62	33	33	-	-
Unknown	97	86	73	-	13	11	11	-	-

Fertility Rates

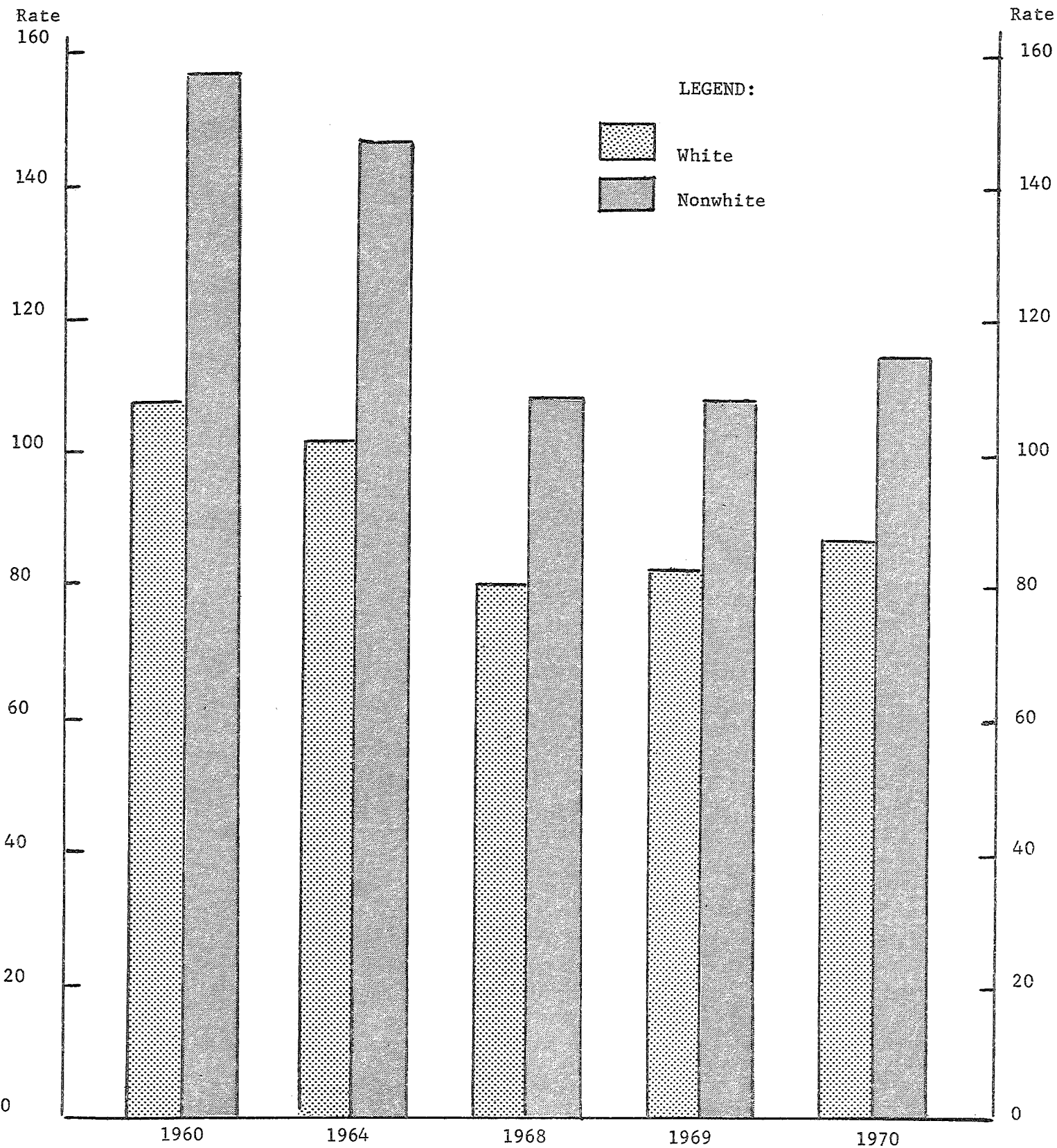
Fertility rate (per 1,000) is the ratio of all live births in a given year to the number of females aged 15-44 years, times 1,000.

The following table shows fertility rate by race for Georgia, 1960, 1964, 1968, 1969, and 1970:

	<u>1960</u>	<u>1964</u>	<u>1968</u>	<u>1969</u>	<u>1970</u>
White	107.9	101.5	80.1	82.4	87.9
Nonwhite	156.6	147.9	108.6	108.0	115.2

From 1960 through 1964, the period just prior to the formal Family Planning Program, the white rate decreased 6.4 per thousand and the nonwhite 8.7. In the next four-year period the white rate showed a decrease of 21.4 per thousand and the nonwhite 39.3. In 1969, the white rate showed an increase of 2.3 per thousand over 1968. The nonwhite rate continued to decrease (0.6 from 1968) and in 1970 both the white and nonwhite rates increased over 1969, 5.5 and 7.2 per thousand live births respectively.

Figure 2
 FERTILITY RATES BY RACE, GEORGIA, 1960, 1964, 1968 - 1970



* Rates are live births per 1,000 females aged 15-44 years.

A form is filled out for each live-born child in Georgia and the degree of accuracy of the statistics on live births presented in this report is determined by the accuracy of the data supplied on this certificate.

A copy of the certificate which has been in use since January 1, 1959, is shown below.

CERTIFICATE OF LIVE BIRTH GEORGIA DEPARTMENT OF PUBLIC HEALTH Division of Vital Records		State File No. _____	
		Custodian's No. _____	
THIS CHILD	1. NAME OF CHILD (First) (Middle) (Last)		
	2. SEX MALE <input type="checkbox"/> FEMALE <input type="checkbox"/>	3. WEIGHT OF CHILD AT BIRTH Lbs. Ozs. Grams	4. HOUR OF BIRTH A. M. P. M.
	5. DATE OF BIRTH	6. THIS BIRTH Single <input type="checkbox"/> Twin <input type="checkbox"/> Triplet <input type="checkbox"/>	
PLACE OF BIRTH	7. IF TWIN OR TRIPLET, THIS CHILD BORN 1st <input type="checkbox"/> 2nd <input type="checkbox"/> 3rd <input type="checkbox"/>		8. IS CHILD ALIVE WHEN REPORT FILED? Yes <input type="checkbox"/> No <input type="checkbox"/>
	9. PLACE OF BIRTH - COUNTY	10. CITY OR TOWN	11. IN CITY LIMITS? Yes <input type="checkbox"/> No <input type="checkbox"/>
	12. NAME OF HOSPITAL (If Not in a Hospital, Give Street Address or Rural Route—Do Not Give P. O. Box No.)		
FATHER OF CHILD	13. NAME OF FATHER (First) (Middle) (Last)		
	14. RACE	15. AGE AT TIME OF THIS BIRTH	16. BIRTHPLACE OF FATHER
	17. USUAL OCCUPATION		18. KIND OF BUSINESS OR INDUSTRY
MOTHER OF CHILD	19. MAIDEN NAME OF MOTHER (First) (Middle) (Last)		
	20. RACE	21. AGE AT TIME OF THIS BIRTH	22. BIRTHPLACE OF MOTHER
	23. LENGTH OF PREGNANCY Completed Weeks		24. PREVIOUS DELIVERIES TO MOTHER (Do Not Include This Birth)
USUAL RESIDENCE OF MOTHER	25. USUAL RESIDENCE OF MOTHER—City or Town		26. COUNTY
	27. STATE		28. ADDRESS—(Give Street Address or Rural Route Number)
	29. IN CITY LIMITS? Yes <input type="checkbox"/> No <input type="checkbox"/>		30. IS RESIDENCE ON A FARM? Yes <input type="checkbox"/> No <input type="checkbox"/>
INFORMANT'S SIGNATURE	31. PARENT Sign Here		32. RELATIONSHIP TO INFANT
ATTENDANT'S CERTIFICATION	I hereby certify that this child was born alive on the date stated above.		33. ATTENDANT'S OWN SIGNATURE <input type="checkbox"/> M. D. <input type="checkbox"/> Midwife
	34. ATTENDANT'S POST OFFICE ADDRESS		35. DATE SIGNED
LOCAL REGISTRAR	36. LOCAL REGISTRAR'S OWN SIGNATURE		37. DATE FILED
AMENDMENTS OR CORRECTIONS	38. DATE OF AMENDMENT OR CORRECTION		39. EVIDENCE USED

ADM. 5.1

Live Births

A live-born infant is one who shows any evidence of life (breathing, heart beat, or movement of voluntary muscles) after complete birth.

In 1956, there were *102,643* live births recorded as occurring to residents of Georgia, the largest number on record for any one year. In 1957, the number of live births began to decline and in 1967, the lowest number occurred since 1946 (*86,467*). In 1970, there were *95,584* live births, an increase of *5,389* over the *90,195* occurring in 1969.

Since 1928, nonwhite birth rates have been consistently higher than white birth rates. Rates for the nonwhite race showed a gradual increase from 1928 to 1950, while white rates remained fairly constant from 1928 to 1942 and increased rapidly from 1942 to 1950. The rates for both races leveled off in 1950 and remained fairly constant through 1957, but have shown a decided decrease since that year.

The white and nonwhite birth rates for 1970 are *19.3* and *24.8* per 1,000 population, respectively. (See Table I, page 1.) The number of white births increased *6.8%* and nonwhites *4.1%* over 1969.

In 1970, *97.0%* of all live births (*99.7% of the white and 91.1% of the nonwhite*) occurred in hospitals. This represents an increase of 1% over the corresponding percentage for 1969 and can be attributed entirely to the increased percentage of nonwhite births occurring in hospitals (*91.1% over 88.1% in 1969*).

Births to Unwed Mothers

Prior to 1959, on the medical report the question was asked "Is mother married to father of the child?" For statistical purposes, the answer "no" indicated a birth to an unwed mother. This question has not been posed since 1958, but if the father's name does not appear on the birth certificate, the event is statistically classified as a birth to an unwed mother. This change should affect interpretation of rates for years after 1958. The total rate of *115.4* births to unwed mothers in 1970 represents an increase over 1969 of 2.5 per 1,000 live births with the individual rates being *36.8* for the white and *288.8* for the nonwhite, with both white and nonwhite rates showing an increase.

Immature Births

An immature birth is defined as the birth of a live born infant with a weight of $5\frac{1}{2}$ pounds (2500 grams) or less. If weight is not specified, a live born infant whose length of gestation is less than 37 weeks is considered immature.

There were *8,688* immature births recorded in 1970, compared with *8,375* in 1969, with a change in rate from *92.5* per 1,000 live births in 1969 to *90.9* in 1970. This was a total increase of *313*, the white increasing by *365* and the nonwhite decreasing by *52*. Since 1948, the immature birth rate has increased from *71.0* per 1,000 live births to *90.9* in 1970.

Deaths from Immaturity

A death attributed to immaturity is one classified as "Immaturity unqualified" (Eighth Revision List Number 777).

In 1970, as in 1968, the Eighth Revision List of causes of death was used in coding. This revision does not give a code for "immaturity with mention of other subsidiary causes" as did the Seventh Revision, so that we are able to get *only* the deaths from immaturity where the one cause listed is immaturity. There were 194 of these in 1970, but this figure is comparable only to the figures for 1968 and 1969.

Infant Deaths

An infant death is any death occurring during the first year of postnatal life. There were 2,142 infant deaths recorded in 1970, with a white rate of 17.2 per 1,000 live births and a nonwhite rate of 33.8.

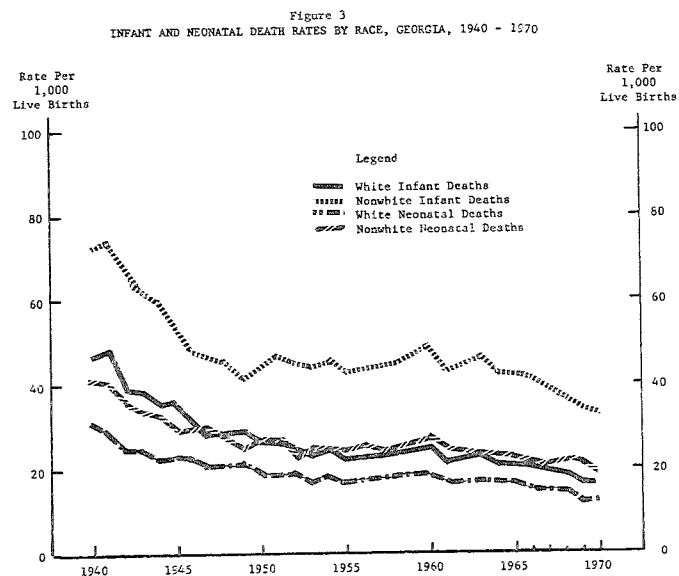
The number one killer of infants in 1970 was pneumonia, causing the death of 330 infants. Second was postnatal asphyxia and atelectasis (299) and congenital malformations was third with 257.

Neonatal Deaths

A death occurring during the first 27 days of life is classified as a neonatal death. The 1,485 neonatal deaths reported for 1970 comprise 69.3% of the total infant deaths for the year, approximately the same as for 1969.

Deaths in this age group in 1970 show a slight increase in number and in rate for the white with a decrease for nonwhite in number and rate. A 3.5% increase in neonatal deaths from the 1969 total was the consequent result. Approximately 52% of all neonatal deaths occurred to infants under one day of age.

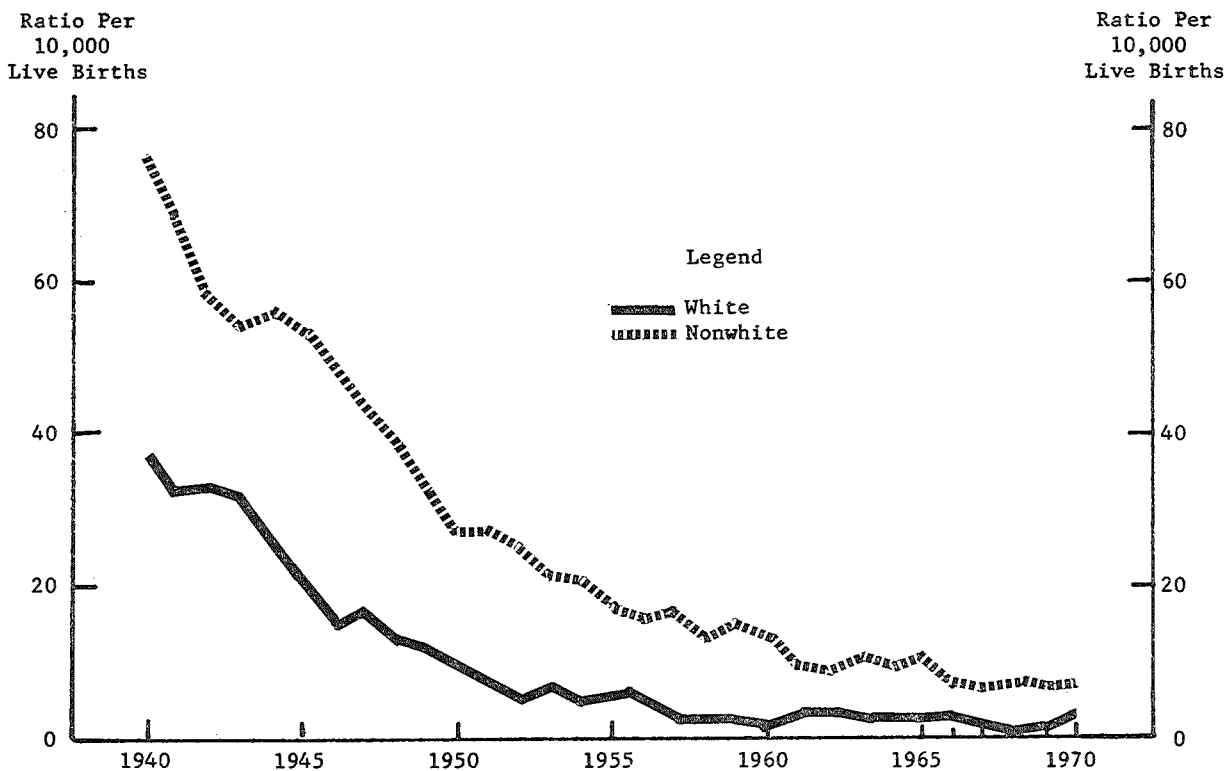
Figure 3 illustrates the trend of infant and neonatal death rates from 1940-1970.



Maternal Deaths

The term "maternal death" describes a death resulting from complications of pregnancy, childbirth or the puerperium. There were 36 such deaths reported for Georgia in 1970, an increase of 7 over 1969. The rate has declined steadily since 1940 except for a slight incremental trend 1963 through 1965. Figure 4 shows maternal death rates for Georgia since 1940. The ratio of 3.8 per 10,000 live births in 1970 is an increase of .6 over 1969. The white ratio (2.6) for 1970 is slightly higher than the 1969 ratio (1.8) with most of the increase occurring in the white ratio. The nonwhite ratio remained approximately the same.

Figure 4
MATERNAL DEATH RATIO BY RACE, GEORGIA, 1940 - 1970



Deaths, All Ages

The crude death rate has shown a continuous decrease since 1924 with only slight fluctuations. The rate for 1970 is 9.1 deaths per 1,000 population in comparison with 8.9 in 1969.

Deaths from heart disease, the leading cause of death in the nation as well as in Georgia, increase in number each year. In 1970, Georgia had 14,201 such deaths, with a rate of 308.1 per 100,000 population. This represents a 2.8% increase over the 1969 total of 13,818.

Deaths by Age Groups

Heart diseases (International List Code numbers 390-398, 402, 404, 410-429) represent the leading cause of death in the 25-44 years, 45-64 years, and 65 years and over age groups.

Motor vehicle accidents were the leading cause of death in two age groups, 5-14 and 15-24, in 1970. They were responsible for 27.8% of all deaths occurring in the 5-14 years group which is 0.9% higher than the 26.9% in 1969; however, approximately 40% of all deaths in the 15-24 years age group resulted from motor vehicle accidents, slightly less than the 42% for 1969.

Accidents other than motor vehicle accidents were the number one killer (19.6%) of all deaths of children 1-4 years old in 1970, with motor vehicle accidents in second place, and accounting for 17.6% of the deaths in this age group. In 1970, all accidents combined make 37.2% of the deaths in this age group as compared with 35.2% in 1969.

In the past 12 years, accidents other than motor vehicle accidents appear in the ten leading causes of death for every age category.

Deaths due to accidents of all types represent the leading cause of death for all age groups from 1 through 44 years of age in 1970.

Deaths by violence (all accidents, homicides, and suicides) would be, if added together, the fourth leading cause of death for 1970, accounting for 11.4% of all deaths. Deaths in this category accounted for 39.6% of all deaths in the 1-4 age group, 59% of the 5-14 age group, 75.2% of the 15-24 age group, and 40.7% of the 25-44 age group. The age specific rate of deaths by violence per 100,000 population for the 15-24 years age group decreased slightly from 120.5 in 1969 to 118.1 in 1970; whereas, this rate for the 25-44 years old group increased from 107.0 in 1969 to 132.0 in 1970.

A copy of the certificate used to record deaths is shown below.

REGISTRAR: CHECK CERTIFICATE CAREFULLY
Revised December 1, 1968

CERTIFICATE OF DEATH				State File No. _____	
BIRTH NO.		MHA Dist. No.		Custodian's No.	
1. NAME OF DECEASED (First)		(Middle)		2. DATE OF DEATH (Month) (Day) (Year)	
3. PLACE OF DEATH (County)			4. USUAL RESIDENCE (Where deceased lived, if institution; residence before admission)		
City or Town		In City Limits Yes <input type="checkbox"/> No <input type="checkbox"/>	LENGTH OF STAY (in this place)	State _____ County _____	
Name of Hosp. or Institution		LENGTH OF STAY	City or Town	In City Limits Yes <input type="checkbox"/> No <input type="checkbox"/>	
5. SEX		6. RACE	7. BIRTHPLACE (State or foreign country)	CITIZEN OF WHAT COUNTRY?	15. IS RESIDENCE ON FARM? Yes <input type="checkbox"/> No <input type="checkbox"/>
8. DATE OF BIRTH		9. AGE (in years) last birthday	IF UNDER 1 YEAR Months Days	IF UNDER 24 HRS. Hours Min.	16. BURIAL REMOVAL CREMATION <input type="checkbox"/> <input type="checkbox"/> <input type="checkbox"/>
10. MARRIED <input type="checkbox"/> NEVER MARRIED <input type="checkbox"/> WIDOWED <input type="checkbox"/> DIVORCED <input type="checkbox"/> SEPARATED <input type="checkbox"/>		11. USUAL OCCUPATION (Give kind of work done during most of working life, even if retired)			17. EMBALMER'S SIGNATURE
12. WAS DECEASED EVER IN U. S. ARMED FORCES? (Yes, no, or unknown) (If yes, give war or dates of service)		KIND OF BUSINESS OR INDUSTRY	18. MORTICIAN	19. MORTICIAN'S ADDRESS	
13. FATHER'S NAME		20. INFORMANT	Relationship		
14. MOTHER'S MAIDEN NAME		21. INFORMANT'S ADDRESS			
22. CAUSE OF DEATH [Enter only one cause per line for (a), (b), and (c).] PLEASE PRINT				INTERVAL BETWEEN ONSET AND DEATH	DO NOT WRITE IN THIS SPACE
PART I. DEATH WAS CAUSED BY:				1.	2.
IMMEDIATE CAUSE (a)				3.	4.
Conditions, if any, which gave rise to above cause (a), stating the underlying cause last.				5.	6.
PART II. Other significant conditions contributing to death but not related to the terminal disease condition given in Part I (a)				23. AUTOPSY? Yes <input type="checkbox"/> No <input type="checkbox"/>	
24. ACCIDENT <input type="checkbox"/> SUICIDE <input type="checkbox"/> HOMICIDE <input type="checkbox"/>		PLACE OF INJURY (e.g., in or about home, farm, factory, street, office bldg., etc.)	INJURY OCCURRED While at Work <input type="checkbox"/> Not While at Work <input type="checkbox"/>	25. I hereby certify that I attended the deceased from _____, 19____, to _____, 19____, that I last saw the deceased alive on _____, 19____, and that death occurred at _____, from the causes and on the date stated above.	
(CITY OR TOWN) (COUNTY) (STATE)		TIME OF INJURY (Month) (Day) (Year) (Hour)	26. SIGNATURE	Degree or Title	
HOW DID INJURY OCCUR?		27. DATE REC'D BY LOCAL REG.	28. REGISTRAR'S SIGNATURE	ADDRESS	
				DATE SIGNED	
Georgia Department of Public Health Vital Records Service Atlanta 3, Georgia			ADM-5.3		

TABLE I
SELECTED VITAL EVENTS, NUMBER, RATE AND PER CENT OCCURRING IN HOSPITALS, BY RACE,
GEORGIA, 1970

	Number			Rate			Per Cent		
	Total	White	Nonwhite	Total	White	Nonwhite	Total	White	Nonwhite
LIVE BIRTHS									
Total	95,584	65,763	29,821	20.7	19.3	24.8	100.0	100.0	100.0
Hospital	92,729	65,575	27,154	20.1	19.3	22.5	97.0	99.7	91.1
Other	2,855	188	2,667	0.6	0.1	2.2	3.0	0.3	8.9
DEATHS									
Total	41,830	28,689	13,141	9.1	8.4	10.9	100.0	100.0	100.0
Hospital	27,733	20,094	7,639	6.0	5.9	6.3	66.3	70.0	58.1
Other	14,097	8,595	5,502	3.1	2.5	4.6	33.7	30.0	41.9
FETAL DEATHS									
Total	3,373	2,298	1,075	35.3	34.9	36.0	100.0	100.0	100.0
Hospital	3,279	2,276	1,003	34.3	34.6	33.6	97.2	99.0	93.3
Other	94	22	72	1.0	0.3	2.4	2.8	1.0	6.7
MATERNAL DEATHS									
Total	36	17	19	3.8	2.6	6.4	100.0	100.0	100.0
Hospital	32	14	18	3.3	2.1	6.0	88.9	82.4	94.7
Other	4	3	1	0.4	0.5	0.3	11.1	17.6	5.3
INFANT DEATHS									
Total	2,142	1,134	1,008	22.4	17.2	33.8	100.0	100.0	100.0
Hospital	1,701	994	707	17.8	15.1	23.7	79.4	87.7	70.1
Other	441	140	301	4.6	2.1	10.1	20.6	12.3	29.9
NEONATAL DEATHS									
Total	1,485	892	593	15.5	13.6	19.9	100.0	100.0	100.0
Hospital	1,408	869	539	14.7	13.2	18.1	94.8	97.4	90.9
Other	77	23	54	0.8	0.3	1.8	5.2	2.6	9.1
POST-NEONATAL DEATHS									
Total	657	242	415	6.9	3.7	13.9	100.0	100.0	100.0
Hospital	293	125	168	3.1	1.9	5.6	44.6	51.7	40.5
Other	364	117	247	3.8	1.8	8.3	55.4	48.3	59.5
IMMATURE BIRTHS									
Total	8,688	4,683	4,005	90.9	71.2	134.3	100.0	100.0	100.0
Hospital	8,345	4,663	3,682	87.3	70.9	123.5	96.1	99.6	91.9
Other	343	20	323	3.6	0.3	10.8	3.9	0.4	8.1
*DEATHS FROM IMMATUREITY									
Total	194	110	84	2.0	1.7	2.8	100.0	100.0	100.0
Hospital	186	110	76	1.9	1.7	2.5	95.9	100.0	90.5
Other	8	-	8	0.1	0	0.3	4.1	0	9.5
LIVE BIRTHS TO UNWED MOTHERS									
Total	11,029	2,418	8,611	115.4	36.8	288.8	100.0	100.0	100.0
Hospital	10,155	2,400	7,755	106.2	36.5	260.1	92.1	99.3	90.1
Other	874	18	856	9.1	0.3	28.7	7.9	0.7	9.9

NOTE: Live Birth and Death rates are per 1,000 population; maternal deaths are per 10,000 live births and all other rates are per 1,000 live births.

* Deaths from immaturity prior to 1968 are not comparable to data for following years due to change in international classification in 1968.

Table II
DEATHS, ALL CAUSES, NUMBER AND RATE PER 1,000 POPULATION BY RACE, AGE, AND SEX,
GEORGIA, 1970

Age Group	Number					Rate Per 1,000 Population				
	Total	White		Nonwhite		Total	White		Nonwhite	
		Male	Female	Male	Female		Male	Female	Male	Female
Total, All Ages	41,830	16,596	12,093	7,121	6,020	9.1	9.9	7.0	12.6	9.4
Under 1 year	2,142	680	454	558	450	24.1	21.3	14.9	42.3	33.6
1-4 years	341	102	70	97	72	1.0	0.9	0.6	1.8	1.3
5-14 years	449	174	104	99	72	0.5	0.5	0.3	0.7	0.5
15-24 years	1,369	646	204	307	132	1.6	2.0	0.7	3.4	1.1
25-34 years	1,360	499	218	442	201	2.2	2.1	0.9	7.0	2.7
35-44 years	2,296	866	446	548	436	4.4	4.3	2.2	10.9	6.8
45-54 years	4,632	2,021	944	964	703	9.5	10.8	4.8	20.7	12.2
55-64 years	7,792	3,472	1,555	1,526	1,237	20.3	25.1	9.9	33.3	24.6
65-74 years	9,260	3,971	2,433	1,520	1,539	39.7	52.7	23.1	63.9	43.8
75 years and over	12,042	4,263	5,662	958	1,159	90.6	119.1	87.4	82.6	56.0
Unknown Age	44	2	3	20	19

Table III
SUMMARY OF SELECTED VITAL STATISTICS, GEORGIA, 1935, 1940, 1945-1970

Year	Livebirths						Deaths						Maternal Deaths*					
	Number			Rate			Number			Rate			Number			Ratio		
	Total	White	Non-White	Total	White	Non-White	Total	White	Non-White	Total	White	Non-White	Total	White	Non-White	Total	White	Non-White
1935	63,290	37,345	25,945	20.9	19.4	23.6	34,313	18,677	15,636	11.3	9.7	14.2	458	230	228	72.4	61.6	87.9
1940	64,695	38,911	25,784	20.7	19.1	23.8	32,296	17,324	14,972	10.3	8.5	13.8	342	146	196	52.9	37.5	76.0
1945	74,944	47,422	27,572	24.0	23.3	25.4	28,456	16,310	12,146	9.1	8.0	11.2	250	102	148	33.3	21.5	53.7
1946	85,699	56,354	29,345	27.4	27.6	27.0	27,405	16,160	11,245	8.8	7.9	10.4	229	85	144	26.7	15.1	49.1
1947	94,311	62,394	31,917	29.2	29.2	29.2	28,780	17,022	11,758	8.9	8.0	10.8	247	107	140	26.2	17.1	43.9
1948	91,604	58,601	33,003	28.6	27.7	30.5	29,309	17,083	12,226	9.2	8.1	11.3	208	78	130	22.7	13.3	39.4
1949	93,557	58,659	34,898	29.0	27.4	32.2	29,537	17,351	12,186	9.2	8.1	11.3	185	71	114	19.8	12.1	32.7
1950	92,099	57,003	35,096	26.7	24.3	31.6	30,416	18,005	12,411	8.8	7.7	11.2	150	55	95	16.3	9.6	27.1
1951	95,161	59,285	35,876	26.7	24.1	32.6	30,802	18,161	12,641	8.6	7.4	11.5	143	46	97	15.0	7.8	27.0
1952	97,130	61,439	35,691	27.3	24.9	33.0	30,622	18,310	12,312	8.6	7.4	11.4	128	36	92	13.2	5.9	25.8
1953	97,421	61,671	35,750	27.0	24.5	32.9	30,754	18,521	12,233	8.5	7.4	11.3	116	39	77	11.9	6.3	21.5
1954	100,191	64,392	35,799	27.3	25.0	32.7	30,555	18,863	11,692	8.3	7.3	10.7	106	31	75	10.9	4.8	21.0
1955	100,295	64,238	36,057	26.8	24.6	32.2	30,838	19,136	11,702	8.3	7.3	10.4	99	38	61	9.9	5.9	16.9
1956	102,643	65,642	37,001	27.1	24.6	33.0	31,582	19,830	11,752	8.3	7.4	10.5	95	36	59	9.3	5.5	15.9
1957	101,882	65,412	36,470	26.4	23.9	32.2	33,421	20,929	12,492	8.6	7.7	11.0	82	23	59	8.0	3.5	16.2
1958	99,780	64,097	35,683	25.4	23.0	31.2	33,249	21,044	12,205	8.5	7.5	10.7	64	16	48	6.4	2.5	13.5
1959	99,458	64,040	35,418	25.0	22.6	30.7	33,376	21,047	12,329	8.4	7.4	10.7	69	17	52	6.9	2.7	14.7
1960	99,707	64,419	35,288	25.2	22.8	31.3	35,324	22,526	12,798	8.9	8.0	11.4	60	12	48	6.0	1.9	13.6
1961	100,444	64,316	36,128	25.1	22.4	31.7	34,367	22,320	12,047	8.6	7.8	10.6	52	19	33	5.2	3.0	9.1
1962	99,047	63,778	35,269	24.2	21.7	30.6	36,051	23,504	12,547	8.8	8.0	10.9	48	19	29	4.8	3.0	8.2
1963	99,360	64,575	34,785	23.8	21.8	29.0	37,696	24,594	13,102	9.0	8.3	10.9	53	18	35	5.3	2.8	10.1
1964	100,581	65,093	35,488	23.8	21.5	29.6	37,512	24,607	12,905	8.9	8.1	10.8	57	22	35	5.7	3.4	9.9
1965	94,336	60,226	34,110	21.6	19.3	27.5	38,104	25,141	12,963	8.7	8.1	10.5	49	13	36	5.2	2.2	10.6
1966	89,376	57,855	31,521	20.0	18.1	24.9	38,465	25,745	12,720	8.6	8.1	10.0	41	20	21	4.6	3.5	6.7
1967	86,469	57,031	29,438	19.2	17.7	23.0	38,448	26,125	12,323	8.5	8.1	9.6	28	10	18	3.2	1.8	6.1
1968	87,322	58,616	28,706	19.1	17.3	24.2	41,331	27,855	13,476	9.0	8.2	11.4	30	9	21	3.4	1.5	7.3
1969	90,195	61,554	28,641	19.4	17.8	24.1	41,183	27,870	13,313	8.9	8.1	11.2	29	11	18	3.2	1.8	6.3
1970	95,584	65,763	29,821	20.7	19.3	24.8	41,830	28,689	13,141	9.1	8.4	10.9	36	17	19	3.8	2.6	6.4

Year	Infant Deaths						Fetal Deaths						Immature Births					
	Number			Rate			Number			Ratio			Number			Rate		
	Total	White	Non-White	Total	White	Non-White	Total	White	Non-White	Total	White	Non-White	Total	White	Non-White	Total	White	Non-White
1935	4,316	2,227	2,089	68.2	59.6	80.5	3,987	1,532	2,455	63.0	41.0	94.6						
1940	3,737	1,851	1,886	57.8	47.6	73.1	3,078	1,326	1,752	47.6	34.1	67.9						
1945	3,181	1,728	1,453	42.2	36.4	52.7	2,208	1,036	1,172	29.4	21.8	42.5						
1946	3,068	1,694	1,374	35.8	30.0	46.8	2,421	1,161	1,260	28.3	20.6	42.9						
1947	3,239	1,771	1,468	34.3	28.4	46.0	2,457	1,174	1,283	26.1	18.8	40.2	5,738	3,614	2,124	60.8	57.9	66.5
1948	3,150	1,661	1,489	34.4	28.3	45.1	2,408	1,109	1,299	26.3	18.9	39.4	6,508	3,870	2,638	71.0	66.0	79.9
1949	3,093	1,668	1,425	33.1	28.4	40.8	2,178	972	1,206	23.3	16.6	34.6	6,557	3,738	2,819	70.1	63.7	80.8
1950	3,081	1,518	1,563	33.5	26.6	44.5	2,026	885	1,141	22.0	15.5	32.5	6,645	3,697	2,948	72.2	64.9	84.0
1951	3,256	1,548	1,708	34.2	26.1	47.6	2,097	974	1,123	22.0	16.4	31.3	7,355	4,079	3,276	77.3	68.8	91.3
1952	3,158	1,567	1,591	32.5	25.5	44.6	1,992	853	1,139	20.5	13.9	31.9	7,683	4,202	3,481	79.1	68.4	97.5
1953	3,051	1,469	1,582	31.3	23.8	44.3	1,967	867	1,100	20.2	14.1	30.8	7,673	4,224	3,449	78.8	68.5	96.5
1954**	3,155	1,562	1,593	31.5	24.3	44.5	3,950	2,239	1,711	39.4	34.8	47.8	8,382	4,641	3,741	83.7	72.1	104.5
1955	2,985	1,456	1,529	29.8	22.7	42.4	4,161	2,245	1,916	41.5	34.9	53.1	8,572	4,499	4,073	85.5	70.0	113.0
1956	3,087	1,478	1,609	30.1	22.5	43.5	3,734	2,065	1,669	36.4	31.5	45.1	8,662	4,412	4,250	84.4	67.2	114.9
1957	3,099	1,482	1,617	30.4	22.7	44.3	3,638	2,080	1,558	35.7	31.8	42.7	8,752	4,441	4,311	85.9	67.9	118.2
1958	3,103	1,510	1,593	31.1	23.6	44.6	3,333	1,921	1,412	33.4	30.0	39.6	8,778	4,353	4,425	88.0	67.9	124.0
1959	3,093	1,555	1,678	32.5	24.3	47.4	3,621	2,173	1,448	36.4	33.9	40.9	8,998	4,466	4,532	90.5	69.7	128.0
1960	3,282	1,582	1,700	32.9	24.6	48.2	3,502	2,102	1,400	35.1	32.6	39.7	8,899	4,422	4,477	89.3	68.6	126.9
1961	2,950	1,389	1,561	29.4	21.6	43.2	3,350	1,958	1,392	33.4	30.4	38.5	9,136	4,452	4,684	91.0	69.2	129.7
1962	2,986	1,418	1,568	30.1	22.2	44.5	3,300	2,034	1,266	33.3	31.9	35.9	9,221	4,547	4,674	93.1	71.3	132.5
1963	3,084	1,482	1,602	31.0	23.0	46.1	3,049	1,811	1,238	30.7	28.0	35.6	9,474	4,746	4,728	95.4	73.5	135.9
1964	2,932	1,426	1,506	29.2	21.9	42.4	3,040	1,754	1,286	30.2	26.9	36.2	9,603	4,660	4,943	95.5	71.6	139.3
1965	2,734	1,299	1,435	29.0	21.6	42.1	2,683	1,523	1,160	28.4	25.3	34.0	9,155	4,459	4,696	97.0	74.0	137.7
1966	2,499	1,180	1,319	28.0	20.4	41.8	2,430	1,475	955	27.2	25.5	30.3	8,476	4,262	4,214	94.8	73.7	133.7
1967	2,302	1,137	1,165	26.6	19.9	39.6	2,232	1,346	886	25.8	23.6	30.1	8,162	4,065	4,097	94.4	71.3	139.2
1968	2,223	1,138	1,085	25.5	19.4	37.8	2,591	1,672	919	29.7	28.5	32.0	8,261	4,273	3,988	94.6	72.9	138.9
1969	2,060	1,068	992	22.8	17.3	34.6	2,820	1,881	939	31.3	30.6	32.8	8,375	4,318	4,057	92.9	70.1	141.7
1970	2,142	1,134	1,008	22.4	17.2	33.8	3,373	2,298	1,075	35.3	34.9	36.0	8,688	4,683	4,005	90.9	71.2	134.3

NOTE: Prior to 1938 all events are by place of occurrence; beginning with 1938, events are by place of residence.

*Part of decrease from 1949 to 1950 is directly attributable to changes in classification of causes of death under the Sixth Revision of the International List of Diseases and Causes of Death. Deaths from immaturity in 1968 and 1969 not comparable to previous years due to Eighth Revision of International List of Diseases and Causes of Death.

Table III
SUMMARY OF SELECTED VITAL STATISTICS, GEORGIA, 1935, 1940, 1945-1970 (Cont'd.)

Year	Deaths From Immaturity*						Live Births to Unwed Mothers						Neonatal Deaths					
	Number			Rate			Number			Rate			Number			Rate		
	Total	White	Non-White	Total	White	Non-White	Total	White	Non-White	Total	White	Non-White	Total	White	Non-White	Total	White	Non-White
1935	1,111	692	419	17.6	18.5	16.1	5,031	643	4,388	79.5	17.2	169.1	2,489	1,346	1,143	39.3	36.0	44.1
1940	1,017	635	382	15.7	16.3	14.8	5,046	565	4,481	78.0	14.5	173.8	2,267	1,187	1,080	35.0	30.5	41.9
1945	960	609	351	12.8	12.8	12.7	5,385	721	4,664	71.8	15.2	169.2	1,913	1,104	809	25.5	23.3	29.3
1946	1,035	676	359	12.1	12.0	12.2	5,289	681	4,608	61.7	12.1	157.0	2,143	1,262	881	25.0	22.4	30.0
1947	1,060	681	379	11.2	10.9	11.9	6,056	744	5,312	64.2	11.9	166.4	2,220	1,301	919	23.5	20.9	28.8
1948	1,052	636	416	11.5	10.9	12.6	6,240	730	5,510	68.1	12.5	166.0	2,099	1,186	913	22.9	20.2	27.7
1949	1,032	616	416	11.0	10.5	11.9	6,847	712	6,135	73.2	12.1	175.8	2,048	1,185	863	21.9	20.2	24.7
1950	719	343	376	7.8	6.0	10.7	7,633	779	6,854	82.9	13.7	195.3	2,028	1,090	938	22.0	19.1	26.7
1951	707	340	367	7.4	5.7	10.2	8,326	836	7,490	87.5	14.1	208.8	2,058	1,105	953	21.6	18.6	26.6
1952	645	323	322	6.6	5.3	9.0	8,080	789	7,291	83.2	12.8	204.3	1,984	1,135	849	20.4	18.5	23.8
1953	609	254	355	6.3	4.1	9.9	8,407	794	7,613	86.3	12.9	213.0	2,005	1,083	922	20.6	17.6	25.8
1954	618	301	317	6.2	4.7	8.9	8,967	960	8,007	89.5	14.9	223.7	2,106	1,186	920	21.0	18.4	25.7
1955	634	303	331	6.3	4.7	9.2	9,415	962	8,453	93.9	15.0	234.4	1,992	1,091	901	19.9	17.0	25.0
1956	573	300	273	5.6	4.6	7.4	9,916	988	8,928	96.6	15.1	241.3	2,098	1,141	957	20.4	17.4	25.9
1957	579	291	288	5.7	4.4	7.9	10,061	1,042	9,019	98.8	15.9	247.3	2,062	1,148	914	20.2	17.6	25.1
1958	558	259	299	5.6	4.0	8.4	10,247	1,114	9,133	102.7	17.4	255.9	2,046	1,150	896	20.5	17.9	25.1
1959	580	275	305	5.8	4.3	8.6	9,557	1,035	8,522	96.1	16.2	240.6	2,126	1,196	930	21.4	18.7	26.3
1960	601	302	299	6.0	4.7	8.5	9,584	1,163	8,421	96.1	18.1	238.6	2,121	1,187	934	21.3	18.4	26.5
1961	510	234	276	5.1	3.6	7.6	9,880	1,246	8,634	98.4	19.4	239.0	1,976	1,073	903	19.7	16.7	25.0
1962	462	230	232	4.7	3.6	6.6	9,742	1,177	8,565	98.4	18.5	242.8	1,927	1,058	869	19.5	16.6	24.6
1963	464	221	243	4.7	3.4	7.0	9,995	1,345	8,650	100.6	20.8	248.7	1,933	1,102	831	19.5	17.1	23.9
1964	492	238	254	4.9	3.7	7.2	10,324	1,474	8,850	102.6	22.6	249.3	1,880	1,051	829	18.7	16.1	23.4
1965	412	213	199	4.4	3.5	5.8	10,476	1,596	8,880	111.0	26.5	260.3	1,755	974	781	18.6	16.2	22.9
1966	372	204	168	4.2	3.5	5.3	10,161	1,747	8,414	113.7	30.2	266.9	1,557	872	685	17.4	15.1	21.7
1967	356	184	172	4.1	3.2	5.8	9,984	1,882	8,102	115.5	33.0	275.2	1,491	873	618	17.2	15.3	21.0
1968	250	133	117	2.9	2.3	4.1	10,046	2,112	7,934	115.0	36.0	276.4	1,474	854	620	16.9	14.6	21.6
1969	205	100	105	2.3	1.6	3.7	10,181	2,146	8,035	112.9	34.9	280.5	1,435	833	602	15.9	13.5	21.0
1970	194	110	84	2.0	1.7	2.8	11,029	2,418	8,611	115.4	36.8	288.8	1,485	892	593	15.5	13.6	19.9

Year	Post Neonatal Deaths						Marriages***						Divorces and Annulments	
	Number			Rate			Number			Rate			Number	Rate
	Total	White	Non-White	Total	White	Non-White	Total	White	Non-White	Total	White	Non-White		
1935	1,827	881	946	28.9	23.6	36.4								
1940	1,470	664	806	22.8	17.1	31.2								
1945	1,268	624	644	16.7	13.1	23.4								
1946	925	432	493	10.8	7.6	16.8								
1947	1,019	470	549	10.8	7.5	17.2								
1948	1,051	475	576	11.5	8.1	17.4								
1949	1,045	483	562	11.2	8.2	16.1								
1950	1,052	428	624	11.5	7.5	17.7								
1951	1,198	443	755	12.6	7.5	21.0								
1952	1,174	432	742	12.1	7.0	20.8								
1953	1,046	386	660	10.7	6.2	18.5	52,092	40,894	11,144	14.5	16.2	10.3	6,809	1.9
1954	1,049	376	673	10.5	5.9	18.8	51,698	41,149	10,495	14.1	16.0	9.6	7,041	1.9
1955	993	365	628	9.9	5.7	17.4	54,780	43,062	11,653	14.7	16.5	10.4	7,547	2.0
1956	989	337	652	9.7	5.1	17.6	52,221	41,398	10,769	13.8	15.5	9.6	7,751	2.0
1957	1,037	334	703	10.2	5.1	19.2	51,235	41,090	10,080	13.3	15.0	8.9	8,798	2.3
1958	1,057	360	697	10.6	5.7	19.5	47,219	37,863	9,304	12.0	13.6	8.1	7,975	2.0
1959	1,107	359	748	11.1	5.6	21.1	48,928	38,913	9,970	12.3	13.7	8.7	8,609	2.2
1960	1,161	395	766	11.6	6.2	21.7	49,448	39,400	9,983	12.5	13.9	8.9	8,930	2.3
1961	974	316	658	9.7	10.9	18.2	52,062	42,335	9,655	13.0	14.8	8.5	9,521	2.4
1962	1,059	360	699	10.6	5.6	19.9	53,553	43,334	10,162	13.1	14.7	8.8	9,841	2.4
1963	1,151	380	771	11.5	5.9	22.2	56,803	46,684	10,112	13.6	15.7	8.4	10,569	2.5
1964	1,052	375	677	10.4	5.8	19.0	60,228	49,691	10,535	14.3	16.4	8.8	11,312	2.7
1965	979	325	654	10.4	5.4	19.2	55,537	44,755	10,781	12.7	14.3	8.7	12,043	2.8
1966	942	308	634	10.5	5.3	20.1	54,502	43,678	10,823	12.2	13.7	8.5	12,921	2.9
1967	811	264	547	9.4	4.6	18.6	57,218	45,725	11,493	12.7	14.2	9.0	14,347	3.2
1968	749	284	465	8.6	4.8	16.2	61,252	48,901	12,351	13.4	14.5	10.4	15,590	3.4
1969	625	235	390	6.9	3.8	13.6	64,003	50,700	13,303	13.8	14.7	11.2	17,315	3.7
1970	657	242	415	6.9	3.7	13.9	63,896	50,718	13,178	13.9	14.9	10.9	18,649	4.0

** Prior to 1954 fetal deaths include only those of twenty or more weeks gestation.

*** Race breakdown will not add to total due to events of unknown race.

Live birth and death rates are per 1,000 population, maternal death ratios are per 10,000 live births; all other rates and/or ratios are per 1,000 live births. Not Available - Immature births are not available prior to 1947.

Table IV
LIVE BIRTHS BY BIRTH ORDER, RACE AND AGE OF MOTHER, GEORGIA, 1970

Birth Order and Race	Age of Mother																			
	Number										Rate Per 1,000 Females									
	Total	14 & Under	15-17	18-19	20-24	25-29	30-34	35-39	40-49	Unk.	Total	14 & Under	15-17	18-19	20-24	25-29	30-34	35-39	40-49	Unk.
TOTAL																				
Total	95,584	541	8,522	13,268	37,051	22,135	9,246	3,739	1,044	38	69.6	2.3	64.5	150.7	176.9	130.1	66.5	27.6	4.0	...
1	39,346	523	7,282	9,310	16,541	4,614	840	192	41	3	28.7	2.2	55.1	105.7	79.0	27.1	6.0	1.4	0.2	...
2	25,867	16	1,097	3,072	12,440	6,954	1,786	420	75	7	18.8	0.1	8.3	34.9	59.4	40.9	12.8	3.1	0.3	...
3	14,175	-	112	694	5,151	5,247	2,190	654	121	6	10.3	0	0.8	7.9	24.6	30.8	15.7	4.8	0.5	...
4	7,194	-	10	137	1,890	2,718	1,655	633	148	3	5.2	0	0.1	1.6	9.0	16.0	11.9	4.7	0.6	...
5	3,669	-	1	22	668	1,377	985	503	107	6	2.7	0	0.0	0.2	3.2	8.1	7.1	3.7	0.4	...
6 and over	5,107	-	2	2	274	1,176	1,766	1,332	548	7	3.7	0	0.0	0.0	1.3	6.9	12.7	9.8	2.1	...
Unknown	226	2	18	31	87	49	24	5	4	6	0.2	0.0	0.1	0.4	0.4	0.3	0.2	0.0	0.0	...
White																				
Total	65,763	116	4,184	8,056	26,691	17,087	6,636	2,381	599	13	65.2	0.7	44.2	127.6	177.7	131.7	62.6	23.1	3.0	...
1	27,896	110	3,761	6,155	13,035	3,951	694	154	35	1	27.6	0.7	39.7	97.5	86.8	30.5	6.5	1.6	0.2	...
2	19,203	4	383	1,616	9,271	6,008	1,505	349	64	3	19.0	0.0	4.0	25.6	61.7	46.3	14.2	3.4	0.3	...
3	10,192	-	29	232	3,197	4,237	1,862	535	97	3	10.1	0	0.3	3.7	21.3	32.7	17.6	5.2	0.5	...
4	4,633	-	-	26	838	1,860	1,300	490	119	-	4.6	0	0	0.4	5.6	14.3	12.3	4.7	0.6	...
5	1,952	-	1	3	210	661	644	350	81	2	1.9	0	0.0	0.0	1.4	5.1	6.1	3.4	0.4	...
6 and over	1,729	-	1	-	71	340	613	501	202	1	1.7	0	0.0	0	0.5	2.6	5.8	4.9	1.0	...
Unknown	158	2	9	24	69	30	18	2	1	3	0.2	0.0	0.1	0.4	0.5	0.2	0.2	0.0	0.0	...
Nonwhite																				
Total	29,821	425	4,338	5,212	10,360	5,048	2,610	1,358	445	25	81.9	5.6	116.1	209.1	174.7	125.0	78.9	42.2	7.3	...
1	11,450	413	3,521	3,155	3,506	663	146	38	6	2	31.4	5.4	94.2	126.6	59.1	16.4	4.4	1.2	0.1	...
2	6,664	12	714	1,456	3,169	946	281	71	11	4	18.3	0.2	19.1	58.4	53.4	23.4	8.5	2.2	0.2	...
3	3,983	-	83	462	1,954	1,010	328	119	24	3	10.9	0	2.2	18.5	33.0	25.0	9.9	3.7	0.4	...
4	2,561	-	10	111	1,052	858	355	143	29	3	7.0	0	0.3	4.5	17.7	21.2	10.7	4.4	0.5	...
5	1,717	-	-	19	458	716	341	153	26	4	4.7	0	0	0.8	7.7	17.7	10.3	4.8	0.4	...
6 and over	3,378	-	1	2	203	836	1,153	831	346	6	9.3	0	0.0	0.1	3.4	20.7	34.8	25.8	5.7	...
Unknown	68	-	9	7	18	19	6	3	3	3	0.2	0	0.2	0.3	0.3	0.5	0.2	0.1	0.0	...

Table VI-A
 IMPORTANT CAUSES OF DEATH, NUMBER AND RATE IN SPECIFIED AGE GROUPS
 BY RACE, GEORGIA, 1970

Rank	Age, Cause of Death and Eighth Revision of International List Number	Number			Rate per 100,000 Population		
		Total	White	Non-White	Total	White	Non-White
	<u>ALL AGES</u>						
	Total, all causes	41,830	28,689	13,141	907.6	842.8	1,090.7
1.	Heart disease (390-398, 402, 404, 410-429)	14,201	10,464	3,737	308.1	307.4	310.2
	Acute rheumatic fever (390-392)	14	7	7	0.3	0.2	0.6
	Chronic rheumatic heart disease (393-398)	201	150	51	4.4	4.4	4.2
	Hypertensive heart and renal disease (402,404)	436	192	244	9.5	5.6	20.3
	Ischaemic heart disease (410-414)	12,326	9,383	2,943	267.5	275.7	244.3
	All other forms of heart disease (420-429)	1,224	732	492	26.6	21.5	40.8
2.	Cancer (140-209)	5,960	4,427	1,533	129.3	130.1	127.2
	Cancer of stomach (151)	293	170	123	6.4	5.0	10.2
	Cancer of colon (153)	523	399	124	11.3	11.7	10.2
	Cancer of rectum (154)	111	80	31	2.4	2.4	2.6
	Cancer of pancreas (157)	318	247	71	6.9	7.3	5.9
	Cancer of bronchus and lung (162.1)	1,230	978	252	26.7	28.7	20.9
	Cancer of breast (174)	480	377	103	10.4	11.1	8.5
	Leukemia (204-207)	271	214	57	5.9	6.3	4.7
3.	Cerebrovascular diseases (430-438)	5,618	3,628	1,990	121.9	106.6	165.2
4.	Motor vehicle accidents (E810-E823)	1,795	1,304	491	38.9	38.3	40.8
	Motor vehicle accident involving collision with another motor vehicle (E812)	649	486	163	14.1	14.3	13.5
	Non-collision motor vehicle traffic accident due to loss of control (E816)	474	359	115	10.3	10.5	9.5
5.	Influenza and pneumonia (470-474, 480-486)	1,741	1,001	740	37.8	29.4	61.4
	Influenza (470-474)	160	97	63	3.5	2.8	5.2
	Pneumonia (480-486)	1,581	904	677	34.3	26.6	56.2
6.	All other accidents (E800-E807, E825-E949)	1,549	961	588	33.6	28.2	48.8
	Accidental Falls (E880-E888)	307	238	69	6.7	7.0	5.7
	Accidents caused by fire and flames (E890-E899)	257	110	147	5.6	3.2	12.2
	Accidents caused by fire arms (E922)	131	83	48	2.8	2.4	4.0
7.	Birth injuries, immaturity and other causes of death of early infancy (760-778)	1,147	683	464	24.9	20.1	38.5
8.	Diseases of veins and arteries (440, 441-448)	1,041	733	308	22.6	21.5	25.6
	General arteriosclerosis (440)	552	389	163	12.0	11.4	13.5
	Other diseases of arteries, arterioles, and capillaries (441-448)	489	344	145	10.6	10.1	12.0
9.	Other diseases of respiratory system (460-465, 466, 490-493, 500-519)	946	792	154	20.5	23.3	12.8
	Bronchitis, emphysema and asthma (466, 490-493)	618	540	78	13.4	15.9	6.5
	Other diseases of respiratory system (460-465, 500-519)	328	252	76	7.1	7.4	6.3
10.	Homicides (E960-E969, E970-E978)	868	283	585	18.8	8.3	48.6
	Legal intervention (E970-E978)	19	5	14	0.4	0.1	1.2
	All other causes (residual)	6,964	4,413	2,551	151.1	129.6	211.7
	<u>UNDER ONE YEAR*</u>						
	Total, all causes	2,142	1,134	1,008	2,241.0	1,724.4	3,380.2
1.	Influenza and pneumonia (470-474, 480-486)	335	98	237	350.5	149.0	794.7
	Influenza (470-474)	5	1	4	5.2	1.5	13.4
	Pneumonia (480-486)	330	97	233	345.2	147.5	781.3
2.	Postnatal asphyxia and atelectasis (776.9)	299	173	126	312.8	263.1	422.5
3.	Congenital malformations (740-759)	257	181	76	268.9	275.2	254.9
	Congenital anomalies of the heart (746)	95	63	32	99.4	95.8	107.3
	Congenital hydrocephalus (742)	15	11	4	15.7	16.7	13.4
	Spina bifida (741)	26	24	2	27.2	36.5	6.7
4.	Immaturity (777)	194	110	84	203.0	167.3	281.7
5.	Hyaline membrane (776.1)	161	105	56	168.4	159.7	187.8
6.	Conditions of mother including difficult labor (760-769)	147	92	55	153.8	139.9	184.4
	Multiple births (769.4)	93	60	33	97.3	91.2	110.7
7.	Anoxic and hypoxic conditions not elsewhere classified (776.0, 776.2, 776.4)	132	79	53	138.1	120.1	177.7
	Respiratory distress syndrome (776.2)	109	70	39	114.0	106.4	130.8
8.	Accidents other than motor vehicle (E800-E807, E825-E949)	88	36	52	92.1	54.7	174.4
	Inhalation and ingestion of food causing obstruction or suffocation (E911)	22	8	14	23.0	12.2	46.9
	Accidental mechanical suffocation (E913)	30	13	17	31.4	19.8	57.0
9.	Other conditions of newborn (778)	84	43	41	87.9	65.4	137.5
	Hemorrhagic disease of newborn (778.2)	17	12	5	17.8	18.2	16.8
	Other conditions (778.9)	67	31	36	70.1	47.1	120.7
10.	Symptoms and ill-defined conditions (780-796)	64	27	37	67.0	41.1	124.1
	All other causes (residual)	381	190	191	398.6	288.9	640.5

* Rates are per 100,000 Live Births.

Table VI-A
 IMPORTANT CAUSES OF DEATH, NUMBER AND RATE IN SPECIFIED AGE GROUPS
 BY RACE, GEORGIA, 1970 (Cont'd.)

Rank	Age, Cause of Death and Eighth Revision of International List Number	Number			Rate per 100,000 Population		
		Total	White	Nonwhite	Total	White	Nonwhite
	<u>ONE - FOUR YEARS</u>						
	Total, all causes	341	172	169	101.6	75.2	158.1
1.	Accidents other than motor vehicle (E800-E807, E825-E949)	67	36	31	20.0	15.7	29.0
	Accidents caused by fire and flames (E890-E899)	22	8	14	6.6	3.5	13.1
	Accidental drowning and submersion (E910)	7	7	-	2.1	3.1	0
2.	Motor vehicle accidents (E810-E823)	60	44	16	17.9	19.2	15.0
	Pedestrian struck by motor vehicle (E814)	21	15	6	6.3	6.6	5.6
3.	Influenza and pneumonia (470-474, 480-486)	54	12	42	16.1	5.2	39.3
	Influenza (470-474)	2	1	1	0.6	0.4	0.9
	Pneumonia (480-486)	52	11	41	15.5	4.8	38.4
4.	Congenital malformations (740-759)	35	21	14	10.4	9.2	13.1
	Congenital malformation of heart (746)	18	9	9	5.4	3.9	8.4
5.	Cancer (140-209)	31	22	9	9.2	9.6	8.4
	Leukemia (204-207)	11	8	3	3.3	3.5	2.8
6.	All other infective and parasitic diseases (000-003,005, 008,020-035,037-061,066-069,071-079,084-089,100-136)	15	1	14	4.5	0.4	13.1
7.	Inflammatory diseases of central nervous system (320-324)	10	4	6	3.0	1.7	5.6
	Non meningococcal meningitis (320)	9	4	5	2.7	1.7	4.7
8.	Diseases of the blood and blood forming organs (280-289)	9	3	6	2.7	1.3	5.6
9.	Dysentery (004, 006, 007, 009)	8	5	3	2.4	2.2	2.8
9.	Other diseases of the central nervous system (340-349)	8	4	4	2.4	1.7	3.7
9.	Homicides (960-969)	8	4	4	2.4	1.7	3.7
	All other diseases (Residual)	36	16	20	10.7	7.0	18.7
	<u>FIVE - FOURTEEN YEARS</u>						
	Total, all causes	449	278	171	47.0	42.5	56.8
1.	Motor vehicle accidents (E810-E823)	125	83	42	13.1	12.7	13.9
	Motor vehicle in collision with another vehicle (E812)	31	23	8	3.2	3.5	2.7
	Pedestrian, struck by motor vehicle (E814.7)	57	32	25	6.0	4.9	8.3
	Non-collision motor vehicle due to loss of control (E816)	12	11	1	1.3	1.7	0.3
2.	Accidents, other than motor vehicle (E800-E807, E825-E949)	119	68	51	12.5	10.4	16.9
	Accidents caused by fire and flames (E890-E899)	20	12	8	2.1	1.8	2.7
	Accidental drowning and submersion (E910)	43	25	18	4.5	3.8	6.0
	Accidents caused by firearms (E922)	20	9	11	2.1	1.4	3.7
3.	Cancer (140-209)	51	36	15	5.3	5.5	5.0
	Leukemia (204-207)	12	10	2	1.3	1.5	0.7
4.	Congenital malformations (740-759)	18	13	5	1.9	2.0	1.7
5.	Influenza and pneumonia (470-474, 480-486)	17	9	8	1.8	1.4	2.7
	Influenza (470-474)	1	-	1	0.1	0	0.3
	Pneumonia (480-486)	16	9	7	1.7	1.4	2.3
6.	Homicides (E960-E969)	16	7	9	1.7	1.1	3.0
7.	Other infective and parasitic diseases (000-003, 005, 008, 020-035, 037-061, 066-069, 071-079, 084-089, 100-136)	11	7	4	1.2	1.1	1.3
7.	Other diseases of central nervous system (340-349)	11	5	6	1.2	0.8	2.0
9.	Cerebrovascular disease (430-438)	10	4	6	1.0	0.6	2.0
10.	Inflammatory diseases of central nervous system (320-324)	7	7	-	0.7	1.1	0
	All other (Residual)	64	39	25	6.7	6.0	8.3

Table VI-A
 IMPORTANT CAUSES OF DEATH, NUMBER AND RATE IN SPECIFIED AGE GROUPS
 BY RACE, GEORGIA, 1970 (Cont'd.)

Rank	Age, Cause of Death and Eighth Revision of International List Number	Number			Rate per 100,000 Population		
		Total	White	Nonwhite	Total	White	Nonwhite
	<u>FIFTEEN - TWENTY-FOUR YEARS</u>						
	Total, all causes	1,369	850	519	158.6	135.6	219.9
1.	Motor vehicle accidents (E810-E823)	544	425	119	63.0	67.8	50.4
	Motor vehicle accidents involving collision with another vehicle (E812)	160	132	28	18.5	21.1	11.9
	Motor vehicle accident involving collision with pedestrian (E814.7)	25	10	15	2.9	1.6	6.4
	Non-collision motor vehicle due to loss of control (E816)	217	174	43	25.1	27.8	18.2
	Motorcycle accidents (E810-E823(.2, .3)	22	21	1	2.5	3.3	0.4
2.	All other accidents (E800-E807, E825-E949)	219	126	93	25.4	20.1	39.4
	Accidental drownings, and submersion (E910)	63	28	35	7.3	4.5	14.8
	Accidents caused by firearms (E922)	34	18	16	3.9	2.9	6.8
3.	Homicides (E960-E969, E970-E978)	203	51	152	23.5	8.1	64.4
	Legal intervention (E970-E978)	6	1	5	0.7	0.2	2.1
4.	Suicides (E950-E959)	63	55	8	7.3	8.8	3.4
5.	Cancer (140-209)	59	46	13	6.8	7.3	5.5
6.	Heart disease (390-392, 393-398, 402, 404, 410-414, 420-429)	34	17	17	3.9	2.7	7.2
7.	Influenza and pneumonia (470-474, 480-486)	30	15	15	3.5	2.4	6.4
	Influenza (470-474)	4	2	2	0.5	0.3	0.8
	Pneumonia (480-483)	26	13	13	3.0	2.1	5.5
8.	Cerebrovascular disease (430-438)	20	9	11	2.3	1.4	4.7
9.	Congenital malformations (740-759)	18	12	6	2.1	1.9	2.5
9.	Other diseases of central nervous system (340-349)	18	10	8	2.1	1.6	3.4
	All other causes (Residual)	161	84	77	18.7	13.4	32.6
	<u>TWENTY-FIVE - FORTY-FOUR YEARS</u>						
	Total, all causes	3,656	2,029	1,627	324.5	231.6	649.8
1.	Heart disease (390-392, 393-398, 402, 404, 410-414, 420-429)	550	308	242	48.8	35.2	96.6
	Ischaemic heart disease (410-414)	408	257	151	36.2	29.3	60.3
2.	Motor vehicle accidents (E810-E823)	524	371	153	46.5	42.3	61.1
	Collision with another vehicle (E812)	198	144	54	17.6	16.4	21.6
	Non-collision motor vehicle traffic accident due to loss of control (E816)	142	103	39	12.6	11.8	15.6
3.	Cancer (140-209)	442	296	146	39.2	33.8	58.3
	Cancer of lung (162.1)	69	54	15	6.1	6.2	6.0
	Leukemia (204-207)	27	18	9	2.4	2.1	3.6
	Cancer of breast (174)	73	51	22	6.5	5.8	8.8
	Cancer of cervix (180)	36	15	21	3.2	1.7	8.4
4.	Homicides (E960-E978)	426	135	291	37.8	15.4	116.2
	Legal intervention (E970-E978)	11	4	7	1.0	0.5	2.8
5.	Accidents other than motor vehicle accidents (E800-E807, E825-E949)	334	206	128	29.6	23.5	51.1
	Accidental submersion and drowning (E910)	33	22	11	2.9	2.5	4.4
	Accidents caused by firearms (E922)	31	23	8	2.8	2.6	3.2
	Accidents caused by fire and flame (E890-E899)	40	15	25	3.6	1.7	10.0
6.	Suicides (E950-E959)	203	176	27	18.0	20.1	10.8
7.	Cerebrovascular disease (430-438)	175	73	102	15.5	8.3	40.7
8.	Influenza and pneumonia (470-474, 480-486)	118	54	64	10.5	6.2	25.6
	Influenza (470-474)	13	8	5	1.2	0.9	2.0
	Pneumonia (480-486)	105	46	59	9.3	5.3	23.6
9.	Cirrhosis of liver (571)	101	57	44	9.0	6.5	17.6
	Alcoholic cirrhosis (571.0)	40	22	18	3.6	2.5	7.2
10.	Neuroses, personality disorders and other non- psychotic mental disorders (300-309)	95	39	56	8.4	4.5	22.4
	Alcoholism (303)	89	37	52	7.9	4.2	20.8
	All other causes (Residual)	688	314	374	61.1	35.8	149.4

Table VI-A
 IMPORTANT CAUSES OF DEATH, NUMBER AND RATE IN SPECIFIED AGE GROUPS
 BY RACE, GEORGIA, 1970 (Cont'd.)

Rank	Age, Cause of Death and Eighth Revision of International List Number	Number			Rate per 100,000 Population		
		Total	White	Nonwhite	Total	White	Nonwhite
	FORTY-FIVE - SIXTY-FOUR						
	Total, all causes	12,424	7,992	4,432	1,426.7	1,181.0	2,283.4
1.	Heart disease (390-392, 393-398, 402, 404, 410-414)	4,583	3,130	1,453	526.3	462.5	748.6
	Chronic rheumatic heart disease (393-398)	81	68	13	9.3	10.0	6.7
	Hypertensive heart disease (402, 404)	122	28	94	14.0	4.1	48.4
	Ischaemic heart disease (410-414)	3,970	2,815	1,155	455.9	416.0	595.1
	Other forms of heart disease (420-429)	406	217	189	46.6	32.1	97.4
2.	Cancer (140-209)	2,457	1,760	697	282.2	260.1	359.1
	Cancer of lung and bronchus (162.1)	634	486	148	72.8	71.8	76.2
	Pancreas (157)	123	91	32	14.1	13.4	16.5
3.	Cerebrovascular disease (430-438)	1,252	547	705	143.8	80.8	363.2
4.	Motor vehicle accidents (E810-E823)	394	273	121	45.2	40.3	62.3
	Motor vehicle accident involving collision with another vehicle (E812)	166	116	50	19.1	17.1	25.8
	Non-collision motor vehicle due to loss of control (E816)	84	57	27	9.6	8.4	13.9
5.	Influenza and pneumonia (470-474, 480-486)	366	191	175	42.0	28.2	90.2
	Influenza (470-474)	48	25	23	5.5	3.7	11.8
	Pneumonia (480-486)	318	166	152	36.5	24.5	78.3
6.	Accidents other than motor vehicle (E800-E807, E825-E949)	344	214	130	39.5	31.6	67.0
	Accidental falls (E880-E887)	57	42	15	6.5	6.2	7.7
	Accidents caused by fire and flames (E890-E899)	74	32	42	8.5	4.7	21.6
7.	Other diseases of the respiratory system (460-465, 466, 490-493, 500-519)	302	246	56	34.7	36.4	28.9
	Emphysema (492)	140	124	16	16.1	18.3	8.2
8.	Diabetes mellitus (250)	295	136	159	33.9	20.1	81.9
9.	Cirrhosis of liver (571)	279	238	41	32.0	35.2	21.1
	Alcoholic cirrhosis (571.0)	108	94	14	12.4	13.9	7.2
10.	Suicides (E950-E959)	207	197	10	23.8	29.1	5.2
	All other causes (Residual)	1,945	1,060	885	223.4	156.6	456.0
	SIXTY-FIVE YEARS AND OVER						
	Total, all causes	21,405	16,229	5,176	5,804.0	5,814.8	5,770.3
1.	Heart disease (390-392, 393-398, 402, 404, 410-414, 420-429)	9,006	7,000	2,006	2,442.0	2,508.1	2,236.3
	Chronic rheumatic heart disease (393-398)	71	58	13	19.3	20.8	14.5
	Hypertensive heart disease (402, 404)	295	163	132	80.0	58.4	147.2
	Ischaemic heart disease (410-414)	7,935	6,306	1,629	2,151.6	2,259.4	1,876.1
	All other forms of heart disease (420-429)	701	470	231	190.1	168.4	257.5
	Active rheumatic fever (390-392)	4	3	1	1.1	1.1	1.1
2.	Cerebrovascular disease (430-438)	4,148	2,991	1,157	1,124.7	1,071.7	1,289.9
3.	Cancer (140-209)	2,907	2,262	645	788.2	810.5	719.1
	Cancer of genitourinary organs (180-189)	618	444	174	167.6	159.1	194.0
	Cancer of bronchus and lung (162.1)	524	437	87	142.1	156.6	97.0
	Cancer of colon except rectum (153)	316	249	67	85.7	89.2	74.7
	Cancer of pancreas (157)	185	148	37	50.2	53.0	41.2
	Cancer of breast (174)	173	144	29	46.9	51.6	32.3
4.	Influenza and pneumonia (470-474, 480-486)	821	622	199	222.6	222.9	221.9
	Influenza (470-474)	87	60	27	23.6	21.5	30.1
	Pneumonia (480-486)	734	562	172	199.0	201.4	191.8
5.	Diseases of the arteries (440, 441-448)	816	604	212	221.3	216.4	236.3
	General arteriosclerosis (440)	487	360	127	132.0	129.0	141.6
	Other diseases of the arteries, arterioles and capillaries (441-448)	329	244	85	89.2	87.4	94.8
6.	Other diseases of the respiratory system (460-465, 466, 490-493, 500-519)	543	495	48	147.2	177.4	53.5
	Emphysema (492)	290	271	19	78.6	97.1	21.2
7.	Diabetes Mellitus (250)	389	271	118	105.5	97.1	131.5
8.	Accidents other than motor vehicle (E800-E807, E825-E949)	375	274	101	101.7	98.2	112.6
	Accidental Falls (E880-E887)	204	172	32	55.3	61.6	35.7
9.	Ill-Defined causes (780-796)	354	175	179	96.0	62.7	199.6
10.	Infections of the urinary tract other than nephrosis and nephritis (590-599)	275	195	80	74.6	69.9	89.2
	All other causes (Residual)	1,771	1,340	431	480.2	480.1	480.5
	UNKNOWN AGE	44	5	39

Table VI-B
 IMPORTANT CAUSES OF DEATH, NUMBER AND PER CENT IN SPECIFIED AGE GROUPS, GEORGIA, 1970
 (A cause of death must account for at least 5% of all deaths in a given age group to appear in the chart)

	Cause of Death*	Number	Per Cent
	TOTAL, ALL AGES		
	Total, all causes	41,830	100.0
	<i>Heart disease</i>	14,201	33.9
	<i>Cancer</i>	5,960	14.2
	<i>Cerebrovascular disease</i>	5,618	13.4
	Motor vehicle accidents	1,795	4.3
	Influenza and pneumonia	1,741	4.2
	All other accidents	1,549	3.7
	Birth injuries	1,147	2.7
	Diseases of veins and arteries	1,041	2.5
	Other diseases of respiratory system	946	2.3
	Homicides	868	2.1
	All other causes (Residual)	6,964	16.6
		UNDER ONE YEAR	
Total, all causes		2,142	100.0
<i>Influenza and pneumonia</i>		335	15.6
<i>Postnatal asphyxia and atelectasis</i>		299	14.0
<i>Congenital malformations</i>		257	12.0
<i>Immaturity</i>		194	9.1
<i>Hyaline membrane</i>		161	7.5
<i>Conditions of mother</i>		147	6.9
<i>Anoxic and hypoxic conditions</i>		132	6.2
Accidents other than motor vehicle		88	4.1
Other conditions of newborn		84	3.9
Symptoms and ill-defined conditions		64	3.0
All other causes (Residual)		381	17.8
		ONE - FOUR YEARS	
	Total, all causes	341	100.0
	<i>Accidents other than motor vehicle</i>	67	19.6
	<i>Motor vehicle accidents</i>	60	17.6
	<i>Influenza and pneumonia</i>	54	15.8
	<i>Congenital malformations</i>	35	10.3
	<i>Cancer</i>	31	9.1
	All other infective and parasitic diseases	15	4.4
	Inflammatory diseases of central nervous system	10	2.9
	Diseases of the blood and blood forming organs	9	2.6
	Dysentery	8	2.3
	Other diseases of central nervous system	8	2.3
	Homicides	8	2.3
	All other causes (Residual)	36	10.6

Table VI-B
 IMPORTANT CAUSES OF DEATH, NUMBER AND PER CENT IN SPECIFIED AGE GROUPS, GEORGIA, 1970
 (A cause of death must account for at least 5% of all deaths in a given age group to appear in the chart)

	Cause of Death*	Number	Per Cent	
	FIVE-FOURTEEN YEARS			
	Total, all causes	449	100.0	
	<i>Motor vehicle accidents</i>	125	27.8	
	<i>Accidents other than motor vehicle</i>	119	26.5	
	<i>Cancer</i>	51	11.4	
	Congenital malformations	18	4.0	
	Influenza and pneumonia	17	3.8	
	Homicides	16	3.6	
	Other infective and parasitic diseases	11	2.4	
	Other diseases of central nervous system	11	2.4	
	Cerebrovascular disease	10	2.2	
	Inflammatory diseases of central nervous system	7	1.6	
	All other causes (Residual)	64	14.3	
	FIFTEEN-TWENTY-FOUR YEARS			
	Total, all causes	1,369	100.0	
	<i>Motor vehicle accidents</i>	544	39.7	
	<i>All other accidents</i>	219	16.0	
	<i>Homicides</i>	203	14.8	
	Suicides	63	4.6	
	Cancer	59	4.3	
	Heart disease	34	2.5	
	Influenza and pneumonia	30	2.2	
	Cerebrovascular disease	20	1.5	
	Congenital malformations	18	1.3	
	Other diseases of central nervous system	18	1.3	
	All other causes (Residual)	161	11.8	
		TWENTY-FIVE-FORTY-FOUR YEARS		
		Total, all causes	3,656	100.0
<i>Heart disease</i>		550	15.0	
<i>Motor vehicle accidents</i>		524	14.3	
<i>Cancer</i>		442	12.1	
<i>Homicides</i>		426	11.7	
<i>Accidents other than motor vehicle</i>		334	9.1	
<i>Suicides</i>		203	5.6	
Cerebrovascular diseases		175	4.8	
Influenza and pneumonia		118	3.2	
Cirrhosis of liver		101	2.8	
Neuroses, personality disorders		95	2.6	
All other causes (Residual)		668	18.3	

Table VI-B
 IMPORTANT CAUSES OF DEATH, NUMBER AND PER CENT IN SPECIFIED AGE GROUPS, GEORGIA, 1970
 (A cause of death must account for at least 5% of all deaths in a given age group to appear in the chart)

	Cause of Death*	Number	Per Cent	
FORTY-FIVE-SIXTY-FOUR YEARS				
	Total, all causes	12,424	100.0	
	<i>Heart diseases</i>	4,583	36.9	
	<i>Cancer</i>	2,457	19.8	
	<i>Cerebrovascular disease</i>	1,252	10.1	
	Motor vehicle accidents	394	3.2	
	Influenza and pneumonia	366	2.9	
	Accidents other than motor vehicle	344	2.8	
	Other diseases of respiratory system	302	2.4	
	Diabetes mellitus	295	2.4	
	Cirrhosis of liver	279	2.2	
	Suicides	207	1.7	
	All other causes (Residual)	1,945	15.7	
	SIXTY-FIVE YEARS & OVER			
		Total, all causes	21,405	100.0
<i>Heart disease</i>		9,006	42.1	
<i>Cerebrovascular disease</i>		4,148	19.4	
<i>Cancer</i>		2,907	13.6	
Influenza and pneumonia		821	3.8	
Diseases of the arteries		816	3.8	
Other diseases of the respiratory system		543	2.5	
Diabetes mellitus		389	1.8	
Accidents, other than motor vehicle		375	1.8	
Ill-defined causes		354	1.7	
Infections of urinary tract other than nephritis and nephrosis		275	1.3	
All other causes (Residual)		1,771	8.3	

* See TABLE VI-A for Eighth Revision of International List Code Numbers.

Table VII
DEATHS FROM HEART DISEASE BY TYPE, BY AGE,
GEORGIA, 1970

Type and Eighth Revision of International List Number of Cause of Death	Total all ages	Age in Years									
		Under 5	5-14	15-24	25-34	35-44	45-54	55-64	65-74	75 and over	Unknown Age
<u>Number</u>											
TOTAL, all types (390-398, 402, 404, 410-429)	14,201	10	5	34	89	461	1,491	3,092	3,889	5,117	13
Active rheumatic fever and chronic rheumatic fever (390-398)	215	-	3	12	20	20	32	53	47	28	-
Hypertensive heart disease with or without renal disease (402,404)	436	-	-	1	1	16	36	86	117	178	1
Ischaemic heart disease (410-414)	12,326	-	-	8	46	362	1,266	2,704	3,397	4,538	5
Other forms of heart disease (420-429)	1,224	10	2	13	22	63	157	249	328	373	7
<u>Percentage Distribution</u>											
TOTAL, all types (390-398, 402, 404, 410-429)	100.0	100.0	100.0	100.0	100.0	100.0	100.0	100.0	100.0	100.0	100.0
Active rheumatic fever and chronic rheumatic fever (390-398)	1.5	0	60.0	35.3	22.5	4.3	2.1	1.7	1.2	0.5	0
Hypertensive heart disease with or without renal disease (402,404)	3.1	0	0	2.9	1.1	3.5	2.4	2.8	3.0	3.5	7.7
Ischaemic heart disease (410-414)	86.8	0	0	23.5	51.7	78.5	84.9	87.5	87.3	88.7	38.5
All other forms of heart disease (420-429)	8.6	100.0	40.0	38.2	24.7	13.7	10.5	8.1	8.4	7.3	53.8
<u>Rate Per 100,000 Population</u>											
TOTAL, all types (390-398, 402, 404, 410-429)	308.1	2.4	0.5	3.9	14.6	88.9	306.5	804.4	1,648.6	3,850.3	...
Active rheumatic fever and chronic rheumatic fever (390-398)	4.7	0	0.3	1.4	3.3	3.9	6.6	13.8	19.9	21.1	...
Hypertensive heart disease with or without renal disease (402, 404)	9.5	0	0	0.1	0.2	3.1	7.4	22.4	49.6	133.9	...
Ischaemic heart disease (410-414)	267.5	0	0	0.9	7.6	69.8	260.3	703.4	1,440.0	3,414.6	...
All other forms of heart disease (420-429)	26.6	2.4	0.2	1.5	3.6	12.2	32.3	64.8	139.0	280.7	...

Table VIII
DEATHS FROM CANCER, NUMBER AND RATE, BY SITE, RACE AND SEX,
GEORGIA, 1970

Site	NUMBER					RATE PER 100,000 POPULATION				
	Total	White		Nonwhite		Total	White		Nonwhite	
		Male	Female	Male	Female		Male	Female	Male	Female
Cancer, Total all sites (140-209)	5,960	2,430	1,997	818	715	129.3	145.3	115.4	144.4	112.0
Buccal cavity and pharynx (140-149)	162	92	38	19	13	3.5	5.5	2.2	3.4	2.0
Digestive organs and peritoneum (150-159)	1,492	531	521	240	200	32.4	31.7	30.1	42.4	31.3
Esophagus (150)	107	36	18	39	14	2.3	2.2	1.0	6.9	2.2
Stomach (151)	293	101	69	73	50	6.4	6.0	4.0	12.9	7.8
Colon (153)	523	176	223	50	74	11.3	10.5	12.9	8.8	11.6
Rectum (154)	111	38	42	14	17	2.4	2.3	2.4	2.5	2.7
Pancreas (157)	318	137	110	43	28	6.9	8.2	6.4	7.6	4.4
Respiratory system (160-163)	1,322	885	165	220	52	28.7	52.9	9.5	38.8	8.1
Lung (162)	1,232	830	150	206	46	26.7	49.6	8.7	36.4	7.2
Breast (174)	480	1	376	3	100	10.4	0.1	21.7	0.5	15.7
Genital organs (180-187)	827	235	287	126	179	17.9	14.0	16.6	22.2	28.0
Cervix uteri (180)*	179	-	91	-	88	7.6	...	5.3	...	13.8
Corpus uteri (182.0)*	18	-	13	-	5	0.8	...	0.8	...	0.8
Uterus unspecified (182.9)*	93	-	49	-	44	3.9	...	2.8	...	6.9
Prostate (185)**	342	221	-	121	-	15.3	13.2	...	21.4	...
Urinary organs (188-189)	248	117	80	32	19	5.4	7.0	4.6	5.6	3.0
Other and unspecified sites (164-173, 190-199, 208-209)	860	329	313	115	103	18.7	19.7	18.1	20.3	16.1
Leukemia and aleukemia (204-207)	271	112	102	34	23	5.9	6.7	5.9	6.0	3.6
Lymphosarcoma, etc. (200-203)	298	128	115	29	26	6.5	7.7	6.6	5.1	4.1

* Total rates based on total female population.

** Total rates based on total male population.

Table IX
MATERNAL DEATHS, NUMBER AND RATIO PER 10,000 LIVE BIRTHS, BY RACE,
GEORGIA, 1970

Cause and Eighth Revision International List Number	Number			Ratio		
	Total	White	Nonwhite	Total	White	Nonwhite
TOTAL, all causes (630-678)	36	17	19	3.8	2.6	6.4
Infections (630, 670-672)	2	2	-	0.2	0.3	0
Ectopic pregnancy (631)	3	2	1	0.3	0.3	0.3
Hemorrhage of pregnancy, childbirth, or puerperium (632, 651, 653)	3	2	1	0.3	0.3	0.3
Abortion (640-645)	6	1	5	0.6	0.2	1.7
Toxemia (637-639)	6	3	3	0.6	0.5	1.0
Rupture of uterus (659)	1	1	-	0.1	0.2	0
Embolism, pulmonary (673)	3	1	2	0.3	0.2	0.7
Anesthetic death (662)	-	-	-	0	0	0
Other diseases and conditions during pregnancy or puerperium (633-636, 674-678)	3	3	-	0.3	0.5	0
Other accidents or specified conditions during childbirth (650, 652, 654-658, 660, 661)	9	2	7	0.9	0.3	2.3

Table X
 INFANT DEATHS NUMBER AND RATE PER 1,000 LIVE BIRTHS, BY RACE, SEX, AND AGE,

GEORGIA, 1970

Race and Sex	NUMBER						RATE PER 1,000 LIVE BIRTHS					
	Under 1 Year	Under 28 Days				28 Days To 1 Year	Under 1 Year	Under 28 Days				28 Days To 1 Year
		Total	Under 1 Day	1-6 Days	7-27 Days			Total	Under 1 Day	1-6 Days	7-27 Days	
TOTAL	2,142	1,485	773	552	160	657	22.4	15.5	8.1	5.8	1.7	6.9
Male	1,238	885	460	340	85	353	25.2	18.0	9.4	6.9	1.7	7.2
Female	904	600	313	212	75	304	19.4	12.9	6.7	4.6	1.6	6.5
WHITE	1,134	892	472	341	79	242	17.2	13.6	7.2	5.2	1.2	3.7
Male	680	536	284	211	41	144	20.1	15.9	8.4	6.2	1.2	4.3
Female	454	356	188	130	38	98	14.2	11.1	5.9	4.1	1.2	3.1
NONWHITE	1,008	593	301	211	81	415	33.8	19.9	10.1	7.1	2.7	13.9
Male	553	349	176	129	44	209	36.5	22.8	11.5	8.4	2.9	13.7
Female	450	244	125	82	37	206	31.0	16.8	8.6	5.6	2.5	14.2

Table XI
 INFANT DEATHS, NUMBER AND RATE PER 1,000 LIVE BIRTHS,
 BY CAUSE, BY RACE, GEORGIA, 1970

Cause and Eighth Revision International List Number	Number			Rate		
	Total	White	Nonwhite	Total	White	Nonwhite
Total, All Causes	2,142	1,134	1,008	22.4	17.2	33.8
Dysentery (004, 006, 007, 009)	41	10	31	0.4	0.2	1.0
Meningococcal infections (036)	3	3	-	0.0	0.0	0
Septicemia (038)	20	11	9	0.2	0.2	0.3
All other diseases classified as infective and parasitic (000-003, 005, 008, 020-035, 037, 039-061, 065-069, 071-079, 084-089, 100-136)	13	4	9	0.1	0.1	0.3
Cancer (140-209)	6	5	1	0.1	0.1	0.0
Benign Neoplasms (210-239)	2	1	1	0.0	0.0	0.0
Avitaminoses and other nutritional deficiencies (260-269)	11	4	7	0.1	0.1	0.2
Anemias (280-285)	4	-	4	0.0	0	0.1
Nonmeningococcal meningitis (320)	31	11	20	0.3	0.2	0.7
Other inflammatory diseases of central nervous system (340-349)	9	7	2	0.1	0.1	0.1
Heart disease (410-429)	8	4	4	0.1	0.1	0.1
Cerebrovascular Disease (430-438)	1	1	-	0.0	0.0	0
Influenza and pneumonia (470-474, 480-486)	335	98	237	3.5	1.5	7.9
Influenza (470-474)	5	1	4	0.1	0.0	0.1
Pneumonia (480-486)	330	97	233	3.5	1.5	7.8
Bronchitis, emphysema and asthma (466, 490-493)	7	3	4	0.1	0.0	0.1
Other diseases of respiratory system (460-465, 500-519)	23	11	12	0.2	0.2	0.4
Intestinal obstruction and hernia (550-553, 560)	12	7	5	0.1	0.1	0.2
Gastritis, duodenitis, enteritis and colitis (535, 561, 563)	2	1	1	0.0	0.0	0.0
Congenital anomalies (740-759)	257	181	76	2.7	2.8	2.5
Anencephalus (740)	14	12	2	0.1	0.2	0.1
Spina bifida (741)	26	24	2	0.3	0.4	0.1
Congenital hydrocephalus (742)	15	11	4	0.2	0.2	0.1
Other congenital anomalies of nervous system (743)	7	6	1	0.1	0.1	0.0
Congenital anomalies of heart (746)	95	63	32	1.0	1.0	1.1
Other congenital anomalies of circulatory system (747)	16	11	5	0.2	0.2	0.2
Congenital anomalies of respiratory system (748)	11	8	3	0.1	0.1	0.1
Congenital anomalies of digestive system (750-751)	23	11	12	0.2	0.2	0.4
Congenital anomalies of urinary system (753)	6	5	1	0.1	0.1	0.0
Congenital anomalies of musculoskeletal system (754-756)	10	7	3	0.1	0.1	0.1
Congenital syndromes affecting multiple systems (759)	25	17	8	0.3	0.3	0.3
All other congenital anomalies (744, 745, 749, 752, 757, 758)	9	6	3	0.1	0.1	0.1
Birth injury, difficult labor and other anoxic and hypoxic conditions (760-769, 770-776, 778-779)	953	573	380	10.0	8.7	12.7
Birth injuries (764-768, (.0-.3) 772)	61	37	24	0.6	0.6	0.8
Conditions of mother (760-763)	23	14	9	0.2	0.2	0.3
Asphyxia, anoxia, hypoxia (764-768 (.4-.9) 776)	601	360	241	6.3	5.5	8.1
Complications of pregnancy and child birth (769)	111	72	39	1.2	1.1	1.3
Conditions of placenta and umbilical cord (770-771)	56	33	23	0.6	0.5	0.8
Hemolytic diseases of newborn (775)	17	14	3	0.2	0.2	0.1
Other diseases of the newborn (773, 778-779)	84	43	41	0.9	0.7	1.4
Immaturity unqualified (777)	194	110	84	2.0	1.7	2.8
Symptoms and ill-defined conditions (780-796)	64	27	37	0.7	0.4	1.2
Motor vehicle accidents (E810-E823)	9	5	4	0.1	0.1	0.1
Accidents, other than motor vehicle (E800-E807, E825-E949)	88	36	52	0.9	0.5	1.7
Inhalation and ingestion of food causing obstruction or suffocation (E911, E912)	33	13	20	0.3	0.2	0.7
Accidental mechanical suffocation (E913)	30	13	17	0.3	0.2	0.6
All other causes	49	21	28	0.5	0.3	0.9

Table XII
ACCIDENTAL DEATHS, NUMBER AND RATE, BY TYPE OF ACCIDENT, BY AGE, GEORGIA, 1970

Type of Accident (International List Number, Eighth Revision)	NUMBER								RATE PER 100,000 POPULATION							
	Total All Ages	Age in Years							Total All Ages	Age in Years						
		Under 1	1-4	5-14	15-24	25-44	45-64	65 & Over		Under 1	1-4	5-14	15-24	25-44	45-64	65 & Over
TOTAL, all accidents (E800-E949)	3,344	97	127	244	763	858	738	513	72.6	109.1	37.8	25.5	88.4	76.2	84.7	139.1
Transport Accidents (E800-E845)	1,952	9	65	136	577	588	429	147	42.4	10.1	19.4	14.2	66.9	52.2	49.3	39.9
Railway accidents (E800-E807)	24	-	-	-	2	8	12	2	0.5	0	0	0	0.2	0.7	1.4	0.5
Motor vehicle accidents (E810-E823)	1,795	9	60	125	544	524	394	138	38.9	10.1	17.9	13.1	63.0	46.5	45.2	37.4
Other road vehicle accidents (E825-E827)	4	-	1	1	1	-	1	-	0.1	0	0.3	0.1	0.1	0	0.1	0
Water transport accidents (E830-E838)	67	-	3	8	16	18	15	7	1.5	0	0.9	0.8	1.9	1.6	1.7	1.9
Air and Space accidents (E840-E845)	62	-	1	2	14	38	7	-	1.3	0	0.3	0.2	1.6	3.4	0.8	0
Non-Transport Accidents (E850-E949)	1,392	88	62	108	186	270	309	366	30.2	99.0	18.5	11.3	21.6	24.0	35.5	99.2
Accidental poisonings by drugs and medicaments (E850-E859)	28	-	3	-	6	12	5	2	0.6	0	0.9	0	0.7	1.1	0.6	0.5
Accidental poisonings by other solids and liquid substances (E860-E869)	35	-	3	-	4	12	14	2	0.8	0	0.9	0	0.5	1.1	1.6	0.5
Accidental poisonings from gases and vapors (E870-E877)	31	-	1	-	5	7	12	6	0.7	0	0.3	0	0.6	0.6	1.4	1.6
Accidental falls (E880-E887)	307	5	3	2	7	29	57	204	6.7	5.6	0.9	0.2	0.8	2.6	6.5	55.3
Accidents caused by fire and flame (E890-E899)	257	6	22	20	15	40	74	78	5.6	6.7	6.6	2.1	1.7	3.6	8.5	21.1
Accidental drowning and submersion (E910)	190	5	7	43	63	33	21	18	4.1	5.6	2.1	4.5	7.3	2.9	2.4	4.9
Inhalation and ingestion of food and other objects (E911-E912)	85	33	9	2	5	9	17	10	1.8	37.1	2.7	0.2	0.6	0.8	2.0	2.7
Accidental mechanical suffocation (E913)	53	30	3	5	3	7	4	1	1.1	33.7	0.9	0.5	0.3	0.6	0.5	0.3
Struck accidentally by falling object (E916)	40	-	2	3	4	19	9	3	0.9	0	0.6	0.3	0.5	1.7	1.0	0.8
Accidents caused by fire arms (E922)	131	-	8	20	34	31	32	6	2.8	0	2.4	2.1	3.9	2.8	3.7	1.6
Accidents caused by electric current (E925)	31	-	-	1	11	16	3	-	0.7	0	0	0.1	1.3	1.4	0.3	0
All other machinery accidents (E928)	23	-	-	-	5	5	8	5	0.5	0	0	0	0.6	0.4	0.9	1.4
Surgical and medical complications and misadventures (E930-E936)	13	1	-	-	-	5	4	3	0.3	1.1	0	0	0	0.4	0.5	0.8
All other non-transport accidents (E900-E909, E914-E915, E917-E921, E923, E924, E926, E927, E929, E940-E949)	168	8	1	12	24	45	49	28	3.6	9.0	0.3	1.3	2.8	4.0	5.6	7.6

The age groups do not add back to TOTALS due to unknown age.

TABLE XIII VITAL STATISTICS, BY COUNTY, BY RACE, GEORGIA, 1970

ITEM	GEORGIA						APPLING						
	Number			Rate or Ratio*			Number			Rate or Ratio*			
	Total	White	Non-White	Total	White	Non-White	Total	White	Non-White	Total	White	Non-White	
1 Estimated population as of July 1,	4,608,700	3,403,900	1,204,800				12,700	10,000	2,700				1
LIVE BIRTHS													
2 Total	95,584	65,763	29,821	20.7	19.3	24.6	261	186	75	20.6	18.6	27.8	2
3 Delivered in hospital	92,579	65,568	27,011	96.9%	99.7%	90.6%	252	184	68	96.6%	98.9%	90.7%	3
4 Delivered in home by physician	457	80	377	0.5%	0.1%	1.3%	5	2	3	1.9%	1.1%	4.0%	4
5 Delivered by midwife	2,492	80	2,412	2.6%	0.1%	8.1%	2	-	2	0.8%	0%	2.7%	5
6 Other deliveries	56	35	21	0.1%	0.1%	0.1%	2	2	0	0.8%	0%	2.7%	6
7 Immature births	8,688	4,692	4,005	90.9	71.2	134.3	30	21	9	114.9	112.9	120.0	7
8 Live births to unwed mothers	11,029	2,418	8,611	115.4	36.8	288.8	28	6	22	107.3	32.3	293.7	8
FETAL DEATHS													
9 Total	3,373	2,298	1,075	35.3	34.9	36.6	7	4	3	26.8	21.5	40.0	9
10 Under 20 weeks gestation	1,715	1,368	347	17.9	26.8	11.6	3	2	1	11.5	10.8	13.3	10
11 20-27 weeks gestation	531	282	249	5.6	4.2	8.7	3	1	2	11.5	5.4	26.7	11
12 28 weeks and more	909	527	382	9.7	8.6	12.8	1	1	-	3.8	5.4	0	12
13 Unknown length of gestation	218	121	97	2.3	1.8	3.3	-	-	-	0	0	0	13
DEATHS													
14 Total, all ages	41,830	28,588	13,141	907.6	842.8	1090.7	163	130	33	1283.5	1300.0	1222.2	14
15 Under 1 year	2,142	1,134	1,008	22.4	17.2	33.8	7	3	4	26.8	16.1	53.3	15
16 Under 28 days	1,485	892	593	15.5	13.6	19.9	4	3	1	15.3	16.1	13.3	16
17 Deaths from immaturity	194	110	84	2.0	1.7	2.8	1	1	1	3.8	5.4	0	17
18 1-4 years **	341	172	169	7.6	6.4	8.7	7	5	2	0	0	0	18
19 Maternal deaths	36	17	19	3.8	2.6	6.4	-	-	-	0	0	0	19
CAUSE OF DEATH													
20 Dysentery (004,006,007,009)	85	41	44	1.6	1.2	3.7	-	-	-	0	0	0	20
21 Tuberculosis, all forms (010-019)	119	53	65	2.6	1.6	5.4	-	-	-	0	0	0	21
22 Meningococcal infections (036)	17	9	8	0.4	0.3	0.7	-	-	-	0	0	0	22
23 Acute infectious encephalitis (062-065)	5	3	2	0.1	0.1	0.2	-	-	-	0	0	0	23
24 Infectious Hepatitis (070)	2	2	-	0.0	0.1	0	-	-	-	0	0	0	24
25 Typhus and other rickettsioses (080-083)	2	2	-	0.0	0.1	0	-	-	-	0	0	0	25
26 Venereal disease (090-099)	10	7	3	0.2	0.1	0.7	-	-	-	0	0	0	26
27 All other diseases classified as infective and parasitic (000-003, 005, 008, 020-035, 037-061, 066-069, 071-075, 084-089, 100-136)	160	93	67	3.9	2.7	7.2	1	-	1	7.9	0	37.0	27
28 Malignant neoplasms, including neoplasms of lymphatic and haematopoietic tissues (140-209)	5,960	4,427	1,533	129.5	130.1	127.2	20	16	4	157.5	160.0	148.1	28
29 Benign neoplasms and neoplasms of unspecified nature (210-239)	92	57	35	2.0	1.7	2.9	-	-	-	0	0	0	29
30 Diabetes Mellitus (250)	755	440	305	16.4	15.2	25.4	4	4	-	31.5	40.0	0	30
31 Avitaminoses & other nutritional deficiency (260-269)	51	25	26	1.1	0.7	2.2	1	1	-	7.9	10.0	0	31
32 Anemias (280-285)	80	35	45	1.7	1.3	3.7	-	-	-	0	0	0	32
33 Nonmeningococcal meningitis (320)	64	28	36	1.4	0.9	3.0	-	-	-	0	0	0	33
34 Active rheumatic fever (390-392)	14	7	7	0.5	0.2	0.6	-	-	-	0	0	0	34
35 Chronic rheumatic heart disease (393-398)	201	150	51	4.4	4.4	4.2	2	1	1	15.7	10.0	37.0	35
36 Hypertensive disease (400-404)	653	285	368	14.7	8.4	30.5	1	1	-	7.9	10.0	0	36
37 Ischaemic heart disease (410-414)	12,228	9,389	2,839	267.5	275.7	244.2	45	36	9	354.3	360.0	333.3	37
38 Other forms of heart disease (420-429)	1,224	732	492	26.6	21.5	40.8	7	4	3	55.1	40.0	111.1	38
39 Cerebrovascular disease (430-439)	5,818	3,828	1,990	121.9	106.6	165.2	22	20	2	173.2	200.0	74.1	39
40 General arteriosclerosis (440)	552	389	163	12.0	11.4	13.5	1	1	-	7.9	10.0	0	40
41 Other diseases of arteries, arterioles, & capillaries (441-448)	489	344	145	10.6	10.1	12.0	2	2	-	15.7	20.0	0	41
42 Influenza (470-474)	160	97	63	3.5	2.8	5.2	1	1	1	7.9	0	37.0	42
43 Pneumonia (480-486)	1,581	904	677	34.5	26.6	56.7	6	3	3	47.2	30.0	111.1	43
44 Bronchitis, emphysema and asthma (466, 490-493)	618	540	78	13.4	15.9	6.5	1	1	1	7.9	0	37.0	44
45 Other diseases of the respiratory system (460-465, 500-519)	328	252	76	7.1	7.4	6.3	4	4	-	31.5	40.0	0	45
46 Peptic ulcer (531-533)	178	140	38	3.9	4.1	3.2	2	2	-	15.7	20.0	0	46
47 Appendicitis (540-543)	31	20	11	0.7	0.6	0.9	-	-	-	0	0	0	47
48 Intestinal obstruction and hernia (550-553, 560)	154	108	46	3.3	3.2	3.8	-	-	-	0	0	0	48
49 Gastritis, duodenitis, enteritis & colitis (535, 561, 563)	35	25	10	0.9	0.7	0.9	-	-	-	0	0	0	49
50 Cirrhosis of liver (571)	463	367	96	10.0	10.5	8.0	-	-	-	0	0	0	50
51 Nephritis and nephrosis (580-584)	284	125	159	6.7	3.7	13.2	-	-	-	0	0	0	51
52 Hyperplasia of prostate (600)	50	20	30	1.1	0.9	1.7	1	1	-	7.9	10.0	0	52
53 Complications of pregnancy, childbirth and the puerperium (630-678)	36	17	19	0.8	0.5	1.6	-	-	-	0	0	0	53
54 Congenital anomalies (740-759)	395	273	122	8.4	8.0	10.1	2	1	1	15.7	10.0	37.0	54
55 Birth injuries, difficult labor and other anoxic and hypoxic conditions (764-768, 772, 776)	662	397	265	14.4	11.7	22.0	2	1	1	15.7	10.0	37.0	55
56 Other causes of neonatal mortality (760-763, 769-771, 773-775, 777-779)	485	286	199	10.5	8.4	16.5	1	1	-	7.9	10.0	0	56
57 Symptoms and ill-defined conditions (780-796)	653	303	350	14.2	8.0	29.1	4	3	1	31.5	30.0	37.0	57
58 All other diseases (residual)	2,402	1,583	819	52.1	46.5	68.0	11	11	-	86.6	110.0	0	58
59 Motor vehicle accidents (E810-E823)	1,795	1,304	491	38.9	38.5	40.5	12	10	2	94.5	100.0	74.1	59
60 All other accidents (E800-E807, E825-E949)	1,549	961	588	35.6	28.2	48.2	10	7	3	78.7	70.0	111.1	60
61 Suicides (E950-E959)	551	499	52	12.0	14.7	4.3	-	-	-	0	0	0	61
62 Homicides (E960-E969)	849	278	571	18.4	8.2	47.4	-	-	-	0	0	0	62
63 Legal Intervention (E970-E978)	19	5	14	0.4	0.1	1.2	-	-	-	0	0	0	63
64 All other external injuries (E980-E999)	24	14	10	0.5	0.4	0.8	-	-	-	0	0	0	64

TABLE XIII VITAL STATISTICS, BY COUNTY, BY RACE, GEORGIA, 1970

ITEM	ATKINSON						BACON					
	Number			Rate or Ratio*			Number			Rate or Ratio*		
	Total	White	Non-White	Total	White	Non-White	Total	White	Non-White	Total	White	Non-White
1 Estimated population as of July 1,	5,900	4,000	1,900				8,200	7,100	1,100			
LIVE BIRTHS												
2 Total	140	90	50	23.7	22.5	26.3	175	142	33	21.3	20.0	30.0
3 Delivered in hospital	139	90	49	95.3%	100.0%	98.0%	175	142	33	100.0%	100.0%	100.0%
4 Delivered in home by physician	1	-	1	0.7%	0%	2.0%	-	-	-	0%	0%	0%
5 Delivered by midwife	-	-	-	0%	0%	0%	-	-	-	0%	0%	0%
6 Other deliveries	-	-	-	0%	0%	0%	-	-	-	0%	0%	0%
7 Immature births	21	9	12	150.0	100.0	240.0	13	7	6	74.3	49.3	181.8
8 Live births to unwed mothers	23	7	16	164.3	77.8	320.0	13	6	7	74.3	42.3	212.1
FETAL DEATHS												
9 Total	6	4	2	42.9	44.4	40.0	2	-	2	11.4	0	60.6
10 Under 20 weeks gestation	4	3	1	28.6	33.3	20.0	1	-	1	5.7	0	30.3
11 20-27 weeks gestation	-	-	-	0	0	0	-	-	-	0	0	0
12 28 weeks and more	2	1	1	14.3	11.1	20.0	1	-	1	5.7	0	30.3
13 Unknown length of gestation	-	-	-	0	0	0	-	-	-	0	0	0
DEATHS												
14 Total, all ages	78	54	24	1322.0	1350.0	1263.2	86	77	9	1048.8	1084.5	818.2
15 Under 1 year	5	-	5	35.7	0	100.0	3	2	1	17.1	14.1	30.3
16 Under 28 days	3	-	3	21.4	0	60.0	2	2	1	11.4	14.1	0
17 Deaths from immaturity	-	-	-	0	0	0	-	-	-	0	0	0
18 1-4 years **	-	-	-	0	0	0	-	-	-	0	0	0
19 Maternal deaths	-	-	-	0	0	0	1	-	1	57.1	0	303.0
CAUSE OF DEATH												
20 Dysentery (004,006,007,009)	1	-	1	16.9	0	52.6	-	-	-	0	0	0
21 Tuberculosis, all forms (010-019)	-	-	-	0	0	0	-	-	-	0	0	0
22 Meningococcal Infections (036)	-	-	-	0	0	0	-	-	-	0	0	0
23 Acute infectious encephalitis (062-065)	-	-	-	0	0	0	-	-	-	0	0	0
24 Infectious Hepatitis (070)	-	-	-	0	0	0	-	-	-	0	0	0
25 Typhus and other rickettsioses (080-083)	-	-	-	0	0	0	-	-	-	0	0	0
26 Venereal disease (090-099)	-	-	-	0	0	0	-	-	-	0	0	0
27 All other diseases classified as infective and parasitic (000-003, 005, 008, 020-035, 037-061, 066-069, 071-079, 084-089, 100-136)	-	-	-	0	0	0	-	-	-	0	0	0
28 Malignant neoplasms, including neoplasms of lymphatic and haematopoietic tissues (140-209)	12	11	1	202.4	275.0	52.6	10	10	-	122.0	140.8	0
29 Benign neoplasms and neoplasms of unspecified nature (210-239)	-	-	-	0	0	0	1	1	-	12.2	14.1	0
30 Diabetes Mellitus (250)	2	1	1	33.9	25.0	52.6	2	2	-	24.4	28.2	0
31 Avitaminoses & other nutritional deficiency (260-269)	-	-	-	0	0	0	-	-	-	0	0	0
32 Anemias (280-285)	-	-	-	0	0	0	-	-	-	0	0	0
33 Nonmeningococcal meningitis (320)	-	-	-	0	0	0	-	-	-	0	0	0
34 Active rheumatic fever (390-392)	-	-	-	0	0	0	-	-	-	0	0	0
35 Chronic rheumatic heart disease (393-398)	-	-	-	0	0	0	-	-	-	0	0	0
36 Hypertensive disease (400-404)	2	1	1	33.9	25.0	52.6	1	1	-	12.2	14.1	0
37 Ischaemic heart disease (410-414)	27	24	3	457.6	600.0	157.9	35	32	3	426.8	450.7	272.7
38 Other forms of heart disease (420-429)	4	2	2	67.6	50.0	105.3	1	1	-	12.2	14.1	0
39 Cerebrovascular disease (430-438)	14	9	5	237.3	225.0	263.2	14	11	3	170.7	154.9	272.7
40 General arteriosclerosis (440)	-	-	-	0	0	0	-	-	-	0	0	0
41 Other diseases of arteries, arterioles, and capillaries (441-448)	1	-	1	16.9	0	52.6	-	-	-	0	0	0
42 Influenza (470-474)	1	1	-	16.9	25.0	0	-	-	-	0	0	0
43 Pneumonia (480-486)	2	-	2	33.9	0	105.3	2	2	-	24.4	28.2	0
44 Bronchitis, emphysema and asthma (466, 490-493)	3	1	2	50.8	25.0	105.3	1	1	-	12.2	14.1	0
45 Other diseases of the respiratory system (460-465, 500-519)	3	1	2	50.8	25.0	105.3	4	4	-	48.8	56.3	0
46 Peptic ulcer (531-533)	-	-	-	0	0	0	-	-	-	0	0	0
47 Appendicitis (540-543)	-	-	-	0	0	0	-	-	-	0	0	0
48 Intestinal obstruction and hernia (550-553, 560)	-	-	-	0	0	0	-	-	-	0	0	0
49 Gastritis, duodenitis, enteritis & colitis (535, 561, 563)	-	-	-	0	0	0	-	-	-	0	0	0
50 Cirrhosis of liver (571)	2	2	-	33.9	50.0	0	2	2	-	24.4	28.2	0
51 Nephritis and nephrosis (580-584)	-	-	-	0	0	0	-	-	-	0	0	0
52 Hyperplasia of prostate (600)	-	-	-	0	0	0	-	-	-	0	0	0
53 Complications of pregnancy, childbirth and the puerperium (630-673)	-	-	-	0	0	0	1	-	1	12.2	0	90.9
54 Congenital anomalies (740-759)	-	-	-	0	0	0	-	-	-	0	0	0
55 Birth injuries, difficult labor and other anoxic and hypoxic conditions (764-768, 772, 776)	2	-	2	33.9	0	105.3	1	1	-	12.2	14.1	0
56 Other causes of neonatal mortality (760-763, 769-771, 773-775, 777-779)	-	-	-	0	0	0	-	-	-	0	0	0
57 Symptoms and ill-defined conditions (780-796)	-	-	-	0	0	0	-	-	-	0	0	0
58 All other diseases (residual)	-	-	-	0	0	0	-	-	-	0	0	0
59 Motor vehicle accidents (E810-E823)	-	-	-	0	0	0	3	3	-	36.6	42.3	0
60 All other accidents (E800-E807, E825-E949)	1	1	-	16.9	25.0	0	3	3	-	36.6	42.3	0
61 Suicides (E950-E959)	-	-	-	0	0	0	4	2	2	48.8	28.2	181.8
62 Homicides (E960-E969)	1	-	1	16.9	0	52.6	-	-	-	0	0	0
63 Legal intervention (E970-E978)	-	-	-	0	0	0	1	1	-	12.2	14.1	0
64 All other external injuries (E980-E999)	-	-	-	0	0	0	-	-	-	0	0	0

TABLE XIII VITAL STATISTICS, BY COUNTY, BY RACE, GEORGIA, 1970

ITEM	BAKER						BALDWIN						
	Number			Rate or Ratio*			Number			Rate or Ratio*			
	Total	White	Non-White	Total	White	Non-White	Total	White	Non-White	Total	White	Non-White	
1 Estimated population as of July 1.	3,900	1,900	2,000				24,800	15,400	9,400				1
LIVE BIRTHS													
2 Total	63	31	32	16.2	16.3	16.0	554	295	259	22.3	19.2	27.6	2
3 Delivered in hospital	56	31	25	88.9%	100.0%	78.1%	548	295	253	98.9%	100.0%	97.7%	3
4 Delivered in home by physician				0%	0%	0%	3		3	0.5%	0%	1.2%	4
5 Delivered by midwife	7		7	11.1%	0%	21.9%	3		3	0.5%	0%	1.2%	5
6 Other deliveries				0%	0%	0%				0%	0%	0%	6
7 Immature births	5	3	2	79.4	96.8	62.5	69	24	45	124.5	81.4	173.7	7
8 Live births to unwed mothers	6	1	8	142.9	32.3	250.0	56	4	52	101.1	13.6	200.8	8
FETAL DEATHS													
9 Total				0	0	0	17	2	15	30.7	6.8	57.9	9
10 Under 20 weeks gestation				0	0	0	2		2	3.6	0	7.7	10
11 20-27 weeks gestation				0	0	0	3		3	5.4	0	11.6	11
12 28 weeks and more				0	0	0	3		3	5.4	0	11.6	12
13 Unknown length of gestation				0	0	0	9	2	7	16.2	6.8	27.0	13
DEATHS													
14 Total, all ages	37	19	18	948.7	1000.0	900.0	259	145	114	1044.4	941.6	1212.8	14
15 Under 1 year	2		2	31.7	0	62.5	16	5	11	28.9	16.9	47.5	15
16 Under 28 days	1		1	15.9	0	31.3	8	4	4	14.4	13.6	15.4	16
17 Deaths from immaturity				0	0	0				0	0	0	17
18 1-4 years **				0	0	0	3		3	0	0	0	18
19 Maternal deaths				0	0	0				0	0	0	19
CAUSE OF DEATH													
20 Dysentery (004,006,007,009)				0	0	0	1		1	4.0	0	10.6	20
21 Tuberculosis, all forms (010-019)				0	0	0				0	0	0	21
22 Meningococcal Infections (036)				0	0	0				0	0	0	22
23 Acute Infectious encephalitis (062-065)				0	0	0				0	0	0	23
24 Infectious Hepatitis (070)				0	0	0				0	0	0	24
25 Typhus and other rickettsioses (080-083)				0	0	0				0	0	0	25
26 Venereal disease (090-099)				0	0	0				0	0	0	26
27 All other diseases classified as Infective and parasitic (000-003, 005, 006, 020-035, 037-061, 066-069, 071-079, 084-089, 100-136)				0	0	0				0	0	0	27
28 Malignant neoplasms, including neoplasms of lymphatic and haematopoietic tissues (140-209)	9	5	4	230.8	263.7	200.0	37	20	17	149.2	129.9	180.9	28
29 Benign neoplasms and neoplasms of unspecified nature (210-239)				0	0	0	1	1		4.0	6.5	0	29
30 Diabetes Mellitus (250)				0	0	0	4	1	3	16.1	6.5	31.9	30
31 Avitaminoses & other nutritional deficiency (260-269)	1		1	25.6	0	50.0				0	0	0	31
32 Anemias (280-285)				0	0	0				0	0	0	32
33 Nonmeningococcal meningitis (320)				0	0	0				0	0	0	33
34 Active rheumatic fever (390-392)				0	0	0	2	1	1	8.1	6.5	10.6	34
35 Chronic rheumatic heart disease (393-398)				0	0	0				0	0	0	35
36 Hypertensive disease (400-404)				0	0	0	1		1	4.0	0	10.6	36
37 Ischaemic heart disease (410-414)	8	6	2	205.1	315.8	100.0	93	62	31	375.0	402.6	329.8	37
38 Other forms of heart disease (420-429)				0	0	0	5	3	2	20.2	19.5	21.3	38
39 Cerebrovascular disease (430-438)	5	3	2	128.2	157.9	100.0	23	11	12	92.7	71.4	127.7	39
40 General arteriosclerosis (440)				0	0	0	2	2		8.1	13.0	0	40
41 Other diseases of arteries, arterioles, & capillaries (441-448)				0	0	0	3	2	1	12.1	13.0	10.6	41
42 Influenza (470-474)				0	0	0	1	1	1	4.0	0	10.6	42
43 Pneumonia (480-486)	2	2	1	51.3	105.3	50.0	21	8	13	84.7	51.9	138.3	43
44 Bronchitis, emphysema and asthma (466, 490-493)	2	1	1	51.3	52.6	0	2	1	1	8.1	6.5	10.6	44
45 Other diseases of the respiratory system (460-465, 500-519)				0	0	0	1		1	4.0	0	10.6	45
46 Peptic ulcer (531-533)				0	0	0				0	0	0	46
47 Appendicitis (540-543)				0	0	0	1	1	1	4.0	6.5	0	47
48 Intestinal obstruction and hernia (550-553, 560)				0	0	0				0	0	0	48
49 Gastritis, duodenitis, enteritis & colitis (535, 561, 563)				0	0	0	2	1	1	8.1	6.5	10.6	49
50 Cirrhosis of liver (571)				0	0	0				0	0	0	50
51 Nephritis and nephrosis (580-584)				0	0	0	4	1	3	16.1	6.5	31.9	51
52 Hyperplasia of prostate (600)				0	0	0				0	0	0	52
53 Complications of pregnancy, childbirth and the puerperium (630-678)				0	0	0				0	0	0	53
54 Congenital anomalies (740-759)	1		1	25.6	0	50.0	2	2		8.1	13.0	0	54
55 Birth injuries, difficult labor and other anoxic and hypoxic conditions (764-768, 772, 776)	1		1	25.6	0	50.0	6	3	3	24.2	19.5	31.9	55
56 Other causes of neonatal mortality (760-763, 769-771, 773-775, 777-779)				0	0	0	1		1	4.0	0	10.6	56
57 Symptoms and ill-defined conditions (780-796)	1		1	25.6	0	50.0				0	0	0	57
58 All other diseases (residual)	2		2	51.3	0	100.0	15	9	6	60.5	58.4	63.8	58
59 Motor vehicle accidents (E810-E823)	2		2	51.3	105.3	0	13	7	6	52.4	45.5	63.8	59
60 All other accidents (E800-E807, E825-E949)	2		2	51.3	0	100.0	4	4		16.1	26.0	0	60
61 Suicides (E950-E959)	1		1	25.6	0	50.0				0	0	0	61
62 Homicides (E960-E969)				0	0	0	5		6	24.2	0	63.8	62
63 Legal intervention (E970-E978)				0	0	0				0	0	0	63
64 All other external injuries (E980-E999)				0	0	0				0	0	0	64

TABLE XIII VITAL STATISTICS, BY COUNTY, BY RACE, GEORGIA, 1970

ITEM	BARTOW						BEN HILL						
	Number			Rate or Ratio*			Number			Rate or Ratio*			
	Total	White	Non-White	Total	White	Non-White	Total	White	Non-White	Total	White	Non-White	
1 Estimated population as of July 1,	32,800	28,400	4,400				13,200	9,100	4,100				1
LIVE BIRTHS													
2 Total	693	586	107	21.1	20.6	24.3	233	152	81	17.7	16.7	19.8	2
3 Delivered in hospital	689	584	105	99.4%	99.7%	98.1%	233	152	81	100.0%	100.0%	100.0%	3
4 Delivered in home by physician	3	2	1	0.4%	0.3%	0.9%	-	-	-	0%	0%	0%	4
5 Delivered by midwife	1	-	1	0.1%	0%	0.9%	-	-	-	0%	0%	0%	5
6 Other deliveries	-	-	-	0%	0%	0%	-	-	-	0%	0%	0%	6
7 Immature births	49	37	12	70.7	63.7	112.1	29	14	15	124.5	92.1	185.2	7
8 Live births to unwed mothers	45	17	28	64.9	29.0	261.7	31	8	23	133.0	52.6	284.0	8
FETAL DEATHS													
9 Total	6	5	1	8.7	8.5	9.3	7	6	1	30.0	39.5	12.3	9
10 Under 20 weeks gestation	1	1	-	1.4	1.7	0	2	1	1	8.6	6.6	12.3	10
11 20-27 weeks gestation	2	1	1	2.9	1.7	9.3	2	2	-	8.6	13.2	0	11
12 28 weeks and more	1	1	-	1.4	1.7	0	2	2	-	8.6	13.2	0	12
13 Unknown length of gestation	2	2	-	2.9	3.4	0	1	1	-	4.3	6.6	0	13
DEATHS													
14 Total, all ages	317	276	41	966.5	971.8	931.8	185	128	57	1401.5	1406.6	1390.2	14
15 Under 1 year	19	12	7	27.4	20.5	65.4	8	4	4	34.3	26.3	49.4	15
16 Under 28 days	14	8	6	20.2	13.7	56.1	4	1	3	17.2	6.6	37.0	16
17 Deaths from immaturity	1	1	-	1.4	1.7	0	1	-	1	4.3	0	12.3	17
18 1-4 years **	2	1	1	-	-	-	1	-	1	-	-	-	18
19 Maternal deaths	-	-	-	0	0	0	-	-	-	0	0	0	19
CAUSE OF DEATH													
20 Dysentery (004,006,007,009)	-	-	-	0	0	0	-	-	-	0	0	0	20
21 Tuberculosis, all forms (010-019)	1	1	-	3.0	3.5	0	-	-	-	0	0	0	21
22 Meningococcal infections (036)	-	-	-	0	0	0	-	-	-	0	0	0	22
23 Acute infectious encephalitis (062-065)	-	-	-	0	0	0	-	-	-	0	0	0	23
24 Infectious hepatitis (070)	-	-	-	0	0	0	-	-	-	0	0	0	24
25 Typhus and other rickettsioses (080-083)	-	-	-	0	0	0	-	-	-	0	0	0	25
26 Venereal disease (090-099)	-	-	-	0	0	0	-	-	-	0	0	0	26
27 All other diseases classified as infective and parasitic (000-003, 005, 008, 020-035, 037-061, 066-059, 071-079, 084-089, 100-136)	1	1	-	3.0	3.5	0	-	-	-	0	0	0	27
28 Malignant neoplasms, including neoplasms of lymphatic and hematopoietic tissues (140-209)	53	51	2	161.6	179.6	45.5	23	19	4	174.2	208.3	97.5	28
29 Benign neoplasms and neoplasms of unspecified nature (210-239)	-	-	-	0	0	0	-	-	-	0	0	0	29
30 Diabetes Mellitus (250)	3	2	1	9.1	7.0	22.7	3	1	2	22.7	11.0	48.8	30
31 Avitaminoses & other nutritional deficiency (260-269)	-	-	-	0	0	0	-	-	-	0	0	0	31
32 Anemias (280-285)	-	-	-	0	0	0	-	-	-	0	0	0	32
33 Nonmeningococcal meningitis (320)	1	1	-	3.0	3.5	0	1	1	-	7.6	11.0	0	33
34 Active rheumatic fever (390-392)	-	-	-	0	0	0	-	-	-	0	0	0	34
35 Chronic rheumatic heart disease (393-398)	1	1	-	3.0	3.5	0	1	1	-	7.6	11.0	0	35
36 Hypertensive disease (400-404)	3	3	-	9.1	10.6	0	3	1	2	22.7	11.0	48.8	36
37 Ischaemic heart disease (410-414)	101	93	8	307.9	327.5	181.8	59	43	16	447.0	472.5	390.2	37
38 Other forms of heart disease (420-429)	9	8	1	27.4	28.2	22.7	3	2	1	22.7	22.0	24.4	38
39 Cerebrovascular disease (430-438)	51	45	6	155.5	158.5	136.4	44	31	13	333.3	340.7	317.1	39
40 General arteriosclerosis (440)	1	1	-	3.0	3.5	0	4	3	1	30.3	33.0	24.4	40
41 Other diseases of arteries, arterioles, & capillaries (441-448)	7	6	1	21.3	21.1	22.7	1	-	1	7.6	0	24.4	41
42 Influenza (470-474)	2	2	-	6.1	7.0	0	1	1	-	7.6	11.0	0	42
43 Pneumonia (480-486)	8	6	2	24.4	21.1	45.5	4	1	3	30.3	11.0	73.2	43
44 Bronchitis, emphysema and asthma (466, 490-493)	2	2	-	6.1	7.0	0	4	4	-	30.3	44.0	0	44
45 Other diseases of the respiratory system (460-465, 500-519)	-	-	-	0	0	0	1	1	-	7.6	11.0	0	45
46 Peptic ulcer (531-533)	3	3	-	9.1	10.6	0	-	-	-	0	0	0	46
47 Appendicitis (540-543)	1	-	1	3.0	0	22.7	-	-	-	0	0	0	47
48 Intestinal obstruction and hernia (550-553, 560)	-	-	-	0	0	0	2	-	2	15.2	0	48.8	48
49 Gastritis, duodenitis, enteritis & colitis (535, 561, 563)	-	-	-	0	0	0	-	-	-	0	0	0	49
50 Cirrhosis of liver (571)	3	3	-	9.1	10.6	0	-	-	-	0	0	0	50
51 Nephritis and nephrosis (580-584)	1	1	-	3.0	3.5	0	-	-	-	0	0	0	51
52 Hyperplasia of prostate (600)	-	-	-	0	0	0	-	-	-	0	0	0	52
53 Complications of pregnancy, childbirth and the puerperium (630-678)	-	-	-	0	0	0	1	-	1	7.6	0	24.4	54
54 Congenital anomalies (740-759)	-	-	-	0	0	0	-	-	-	0	0	0	55
55 Birth injuries, difficult labor and other anoxic and hypoxic conditions (764-768, 772, 776)	7	5	2	21.3	17.6	45.5	-	-	-	0	0	0	55
56 Other causes of neonatal mortality (760-763, 769-771, 773-775, 777-779)	5	3	2	15.2	10.6	45.5	3	1	2	22.7	11.0	48.8	56
57 Symptoms and ill-defined conditions (780-796)	9	4	5	27.4	14.1	113.6	-	-	-	0	0	0	57
58 All other diseases (residual)	15	12	3	45.7	42.3	68.2	8	6	2	60.6	65.9	48.8	58
59 Motor vehicle accidents (E810-E823)	12	11	1	36.6	38.7	22.7	7	6	1	53.0	65.9	24.4	59
60 All other accidents (E800-E807, E825-E949)	12	8	4	36.6	28.7	90.9	7	4	3	53.0	44.0	73.2	60
61 Suicides (E950-E959)	-	-	-	0	0	0	2	2	-	15.2	22.0	0	61
62 Homicides (E960-E969)	5	3	2	15.2	10.6	45.5	3	-	3	22.7	0	73.2	62
63 Legal intervention (E970-E978)	-	-	-	0	0	0	-	-	-	0	0	0	63
64 All other external injuries (E980-E999)	-	-	-	0	0	0	-	-	-	0	0	0	64

TABLE XIII VITAL STATISTICS, BY COUNTY, BY RACE, GEORGIA, 1970

ITEM	BERRIEN						BIBB					
	Number			Rate or Ratio*			Number			Rate or Ratio*		
	Total	White	Non-White	Total	White	Non-White	Total	White	Non-White	Total	White	Non-White
1 Estimated population as of July 1,	11,400	9,800	1,600				141,400	92,900	48,500			
LIVE BIRTHS												
2 Total	224	195	29	19.6	19.9	18.1	2,764	1,584	1,180	19.5	17.1	24.3
3 Delivered in hospital	227	194	28	99.1%	99.5%	96.6%	2,754	1,580	1,174	99.6%	99.7%	99.5%
4 Delivered in home by physician	-	-	-	0%	0%	0%	8	3	5	0.3%	0.2%	0.4%
5 Delivered by midwife	-	-	-	0%	0%	0%	2	1	1	0.1%	0.1%	0.1%
6 Other deliveries	2	1	1	0.9%	0.5%	3.4%	-	-	-	0%	0%	0%
7 Immature births	13	11	2	58.0	56.4	69.0	327	142	185	118.3	89.6	156.8
8 Live births to unwed mothers	15	5	10	67.0	25.6	344.8	471	60	411	170.4	37.9	348.3
FETAL DEATHS												
9 Total	5	4	1	22.3	20.5	34.5	93	40	43	30.0	25.3	36.4
10 Under 20 weeks gestation	1	1	-	4.5	5.1	0	38	24	14	13.7	15.2	11.9
11 20-27 weeks gestation	1	1	-	4.5	5.1	0	17	4	13	6.2	2.5	11.0
12 28 weeks and more	7	1	1	8.9	5.1	34.5	24	11	13	8.7	6.9	11.0
13 Unknown length of gestation	1	1	-	4.5	5.1	0	4	1	3	1.4	0.6	2.5
DEATHS												
14 Total, all ages	117	100	17	1026.3	1020.4	1062.5	1,619	955	664	1145.0	1028.0	1369.1
15 Under 1 year	4	4	-	17.9	20.5	0	76	32	44	27.5	20.2	37.3
16 Under 28 days	2	2	-	8.9	10.3	0	59	27	31	21.0	17.0	26.3
17 Deaths from Immaturity	1	1	-	0	0	0	5	1	4	1.8	0.6	3.4
18 1-4 years **	1	1	-	0	0	0	7	3	4	0	0	0
19 Maternal deaths	-	-	-	0	0	0	-	-	-	0	0	0
CAUSE OF DEATH												
20 Dysentery (004,006,007,009)	1	1	-	8.8	10.2	0	3	1	2	2.1	1.1	4.1
21 Tuberculosis, all forms (010-019)	-	-	-	0	0	0	10	2	8	7.1	2.2	16.5
22 Meningococcal Infections (036)	-	-	-	0	0	0	5	1	4	3.5	1.1	6.2
23 Acute infectious encephalitis (062-065)	-	-	-	0	0	0	-	-	-	0	0	0
24 Infectious Hepatitis (070)	-	-	-	0	0	0	1	1	-	0.7	1.1	0
25 Typhus and other rickettsioses (080-083)	-	-	-	0	0	0	-	-	-	0	0	0
26 Venereal disease (090-099)	-	-	-	0	0	0	-	-	-	0	0	0
27 All other diseases classified as infective and parasitic (000-003, 005, 008, 020-035, 037-061, 066-069, 071-079, 084-089, 100-136)	-	-	-	0	0	0	5	2	3	3.5	2.2	6.2
28 Malignant neoplasms, including neoplasms of lymphatic and haematopoietic tissues (140-209)	13	11	2	114.0	112.2	125.0	223	149	74	157.7	160.4	152.6
29 Benign neoplasms and neoplasms of unspecified nature (210-239)	-	-	-	0	0	0	6	4	2	4.2	4.3	4.1
30 Diabetes Mellitus (250)	3	3	-	26.3	30.6	0	25	9	16	17.7	9.7	33.0
31 Avitaminoses & other nutritional deficiency (260-269)	-	-	-	0	0	0	3	1	2	2.1	1.1	4.1
32 Anomias (280-285)	-	-	-	0	0	0	6	4	2	4.2	4.3	4.1
33 Nonmeningococcal meningitis (320)	1	1	-	8.8	10.2	0	3	-	3	2.1	0	6.2
34 Active rheumatic fever (390-392)	-	-	-	0	0	0	-	-	-	0	0	0
35 Chronic rheumatic heart disease (393-398)	-	-	-	0	0	0	2	2	-	1.4	2.2	0
36 Hypertensive disease (400-404)	2	2	-	17.5	20.4	0	30	16	14	21.2	17.2	28.9
37 Ischaemic heart disease (410-414)	44	37	7	386.0	377.6	437.5	421	271	150	297.7	291.7	309.3
38 Other forms of heart disease (420-429)	2	2	-	17.5	20.4	0	42	16	26	29.7	17.2	53.6
39 Cerebrovascular disease (430-438)	11	9	2	96.5	91.8	125.0	254	126	128	179.6	135.6	263.9
40 General arteriosclerosis (440)	1	1	-	8.8	10.2	0	50	36	14	35.4	38.8	28.9
41 Other diseases of arteries, arterioles, & capillaries (441-448)	3	3	-	26.3	30.6	0	31	15	16	21.9	16.1	33.0
42 Influenza (470-474)	2	2	-	17.5	20.4	0	4	3	1	2.8	3.2	2.1
43 Pneumonia (480-486)	4	4	-	35.1	40.8	0	59	36	23	41.7	38.8	47.4
44 Bronchitis, emphysema and asthma (466, 490-493)	4	4	-	35.1	40.8	0	31	25	6	21.9	26.9	12.4
45 Other diseases of the respiratory system (460-465, 500-519)	-	-	-	0	0	0	13	7	6	9.2	7.5	12.4
46 Peptic ulcer (531-533)	-	-	-	0	0	0	10	6	4	7.1	6.5	8.2
47 Appendicitis (540-543)	-	-	-	0	0	0	2	2	-	1.4	2.2	0
48 Intestinal obstruction and hernia (550-553, 560)	1	1	-	8.8	10.2	0	8	6	2	5.7	6.5	4.1
49 Gastritis, duodenitis, enteritis & colitis (535, 561, 563)	-	-	-	0	0	0	2	2	-	1.4	2.2	0
50 Cirrhosis of liver (571)	3	3	-	26.3	30.6	0	23	17	6	16.3	18.3	12.4
51 Nephritis and nephrosis (580-584)	-	-	-	0	0	0	8	3	5	5.7	3.2	10.3
52 Hyperplasia of prostate (600)	-	-	-	0	0	0	-	-	-	0	0	0
53 Complications of pregnancy, childbirth and the puerperium (630-678)	-	-	-	0	0	0	-	-	-	0	0	0
54 Congenital anomalies (740-759)	1	1	-	8.8	10.2	0	7	4	3	5.0	4.3	6.2
55 Birth injuries, difficult labor and other anoxic and hypoxic conditions (764-768, 772, 776)	1	1	-	8.8	10.2	0	34	16	18	24.0	17.2	37.1
56 Other causes of neonatal mortality (760-763, 769-771, 773-775, 777-779)	-	-	-	0	0	0	19	9	10	13.4	9.7	20.6
57 Symptoms and ill-defined conditions (780-796)	1	1	-	8.8	10.2	0	8	4	4	5.7	4.3	8.2
58 All other diseases (residual)	5	3	2	43.9	30.6	125.0	99	54	45	70.0	58.1	92.8
59 Motor vehicle accidents (E810-E823)	5	5	-	43.9	51.0	0	63	39	24	44.6	42.0	49.5
60 All other accidents (E800-E807, E825-E949)	7	4	3	61.4	40.8	187.5	55	34	21	38.9	36.6	43.3
61 Suicides (E950-E959)	1	1	-	8.8	10.2	0	24	23	1	17.0	24.8	2.1
62 Homicides (E960-E969)	1	1	1	8.8	0	62.5	29	9	20	20.5	9.7	41.2
63 Legal intervention (E970-E978)	-	-	-	0	0	0	-	-	-	0	0	0
64 All other external injuries (E980-E999)	-	-	-	0	0	0	1	-	1	0.7	0	2.1

TABLE XIII VITAL STATISTICS, BY COUNTY, BY RACE, GEORGIA, 1970

ITEM	BLECKLEY						BRANTLEY						
	Number			Rate or Ratio*			Number			Rate or Ratio*			
	Total	White	Non-White	Total	White	Non-White	Total	White	Non-White	Total	White	Non-White	
1 Estimated population as of July 1,	10,300	8,000	2,300				5,900	5,300	600				1
LIVE BIRTHS													
2 Total	169	111	58	16.4	13.9	25.2	114	94	20	19.3	17.7	33.3	2
3 Delivered in hospital	128	110	18	75.7 %	99.1 %	31.0 %	106	94	12	93.0 %	100.0 %	60.0 %	3
4 Delivered in home by physician	-	-	-	0 %	0 %	0 %	-	-	-	0 %	0 %	0 %	4
5 Delivered by midwife	41	1	40	24.3 %	0.9 %	69.0 %	8	-	8	7.0 %	0 %	40.0 %	5
6 Other deliveries	-	-	-	0 %	0 %	0 %	-	-	-	0 %	0 %	0 %	6
7 Immature births	18	11	7	106.5	99.1	120.7	10	8	2	87.7	85.1	100.0	7
8 Live births to unwed mothers	28	-	28	165.7	0	482.8	8	5	3	70.2	53.2	150.0	8
FETAL DEATHS													
9 Total	5	3	2	29.5	27.0	34.5	3	2	1	26.3	21.3	50.0	9
10 Under 20 weeks gestation	-	-	-	0	0	0	-	-	-	0	0	0	10
11 20-27 weeks gestation	-	-	-	0	0	0	2	1	1	17.5	10.6	50.0	11
12 28 weeks and more	4	3	1	23.7	27.0	17.2	1	1	-	8.8	10.6	0	12
13 Unknown length of gestation	1	-	1	5.9	0	17.2	-	-	-	0	0	0	13
DEATHS													
14 Total, all ages	98	62	36	951.5	775.0	1565.2	48	40	8	813.6	754.7	1333.3	14
15 Under 1 year	6	3	3	35.5	27.0	51.7	1	-	1	3.8	0	50.0	15
16 Under 28 days	4	2	2	23.7	18.0	34.5	1	-	1	8.8	0	50.0	16
17 Deaths from immaturity	1	-	1	5.9	0	17.2	-	-	-	0	0	0	17
18 1-4 years **	2	1	1	-	-	-	1	-	1	-	-	-	18
19 Maternal deaths	-	-	-	0	0	0	-	-	-	0	0	0	19
CAUSE OF DEATH													
20 Dysentery (004,006,007,009)	1	-	1	9.7	0	43.5	1	-	1	16.9	0	166.7	20
21 Tuberculosis, all forms (010-019)	-	-	-	0	0	0	-	-	-	0	0	0	21
22 Meningococcal infections (036)	-	-	-	0	0	0	-	-	-	0	0	0	22
23 Acute infectious encephalitis (062-065)	-	-	-	0	0	0	-	-	-	0	0	0	23
24 Infectious Hepatitis (070)	-	-	-	0	0	0	-	-	-	0	0	0	24
25 Typhus and other rickettsioses (080-083)	-	-	-	0	0	0	-	-	-	0	0	0	25
26 Venereal disease (090-099)	-	-	-	0	0	0	-	-	-	0	0	0	26
27 All other diseases classified as infective and parasitic (000-003, 005, 008, 020-035, 037-061, 066-069, 071-079, 084-089, 100-136)	1	-	1	9.7	0	43.5	-	-	-	0	0	0	27
28 Malignant neoplasms, including neoplasms of lymphatic and haematopoietic tissues (140-209)	12	5	7	116.5	62.5	304.3	8	8	-	135.6	150.9	0	28
29 Benign neoplasms and neoplasms of unspecified nature (210-239)	-	-	-	0	0	0	2	2	-	33.9	37.7	0	29
30 Diabetes Mellitus (250)	3	2	1	29.1	25.0	43.5	2	2	-	33.9	37.7	0	30
31 Avitaminoses & other nutritional deficiency (260-269)	-	-	-	0	0	0	-	-	-	0	0	0	31
32 Anemias (280-285)	-	-	-	0	0	0	-	-	-	0	0	0	32
33 Nonmeningococcal meningitis (320)	1	1	-	9.7	12.5	0	-	-	-	0	0	0	33
34 Active rheumatic fever (390-392)	-	-	-	0	0	0	-	-	-	0	0	0	34
35 Chronic rheumatic heart disease (393-398)	-	-	-	0	0	0	-	-	-	0	0	0	35
36 Hypertensive disease (400-404)	3	1	2	29.1	12.5	87.0	3	1	2	50.8	18.9	333.3	36
37 Ischaemic heart disease (410-414)	23	19	4	223.3	237.5	173.9	9	9	-	152.5	169.8	0	37
38 Other forms of heart disease (420-429)	2	1	1	19.4	12.5	43.5	3	3	-	50.8	56.6	0	38
39 Cerebrovascular disease (430-438)	15	7	8	145.6	87.5	347.8	4	3	1	67.8	56.6	166.7	39
40 General arteriosclerosis (440)	4	4	-	33.8	50.0	0	-	-	-	0	0	0	40
41 Other diseases of arteries, arterioles, & capillaries (441-448)	3	2	1	29.1	25.0	43.5	1	-	1	16.9	0	166.7	41
42 Influenza (470-474)	-	-	-	0	0	0	-	-	-	0	0	0	42
43 Pneumonia (480-486)	3	2	1	29.1	25.0	43.5	1	-	1	16.9	0	166.7	43
44 Bronchitis, emphysema and asthma (466, 490-493)	6	6	-	58.3	75.0	0	3	3	-	50.8	56.6	0	44
45 Other diseases of the respiratory system (460-465, 500-519)	-	-	-	0	0	0	-	-	-	0	0	0	45
46 Peptic ulcer (531-533)	-	-	-	0	0	0	1	1	-	16.9	18.9	0	46
47 Appendicitis (540-543)	-	-	-	0	0	0	-	-	-	0	0	0	47
48 Intestinal obstruction and hernia (550-553, 560)	1	1	-	9.7	12.5	0	-	-	-	0	0	0	48
49 Gastritis, duodenitis, enteritis & colitis (535, 561, 563)	-	-	-	0	0	0	-	-	-	0	0	0	49
50 Cirrhosis of liver (571)	1	-	1	9.7	0	43.5	-	-	-	0	0	0	50
51 Nephritis and nephrosis (580-584)	-	-	-	0	0	0	2	2	-	33.9	37.7	0	51
52 Hyperplasia of prostate (600)	-	-	-	0	0	0	-	-	-	0	0	0	52
53 Complications of pregnancy, childbirth and the puerperium (630-678)	-	-	-	0	0	0	-	-	-	0	0	0	53
54 Congenital anomalies (740-759)	-	-	-	0	0	0	-	-	-	0	0	0	54
55 Birth injuries, difficult labor and other anoxic and hypoxic conditions (764-768, 772, 776)	2	-	2	19.4	0	87.0	1	-	1	16.9	0	166.7	55
56 Other causes of neonatal mortality (760-763, 769-771, 773-775, 777-779)	3	2	1	29.1	25.0	43.5	-	-	-	0	0	0	56
57 Symptoms and ill-defined conditions (780-796)	-	-	-	0	0	0	-	-	-	0	0	0	57
58 All other diseases (residual)	8	5	3	77.7	62.5	130.4	3	2	1	50.8	37.7	166.7	58
59 Motor vehicle accidents (E810-E823)	1	1	-	9.7	12.5	0	2	2	-	33.9	37.7	0	59
60 All other accidents (E800-E807, E825-E949)	4	2	2	38.8	25.0	87.0	2	2	-	33.9	37.7	0	60
61 Suicides (E950-E959)	1	1	-	9.7	12.5	0	-	-	-	0	0	0	61
62 Homicides (E960-E969)	-	-	-	0	0	0	-	-	-	0	0	0	62
63 Legal intervention (E970-E978)	-	-	-	0	0	0	-	-	-	0	0	0	63
64 All other external injuries (E980-E999)	-	-	-	0	0	0	-	-	-	0	0	0	64

TABLE XIII VITAL STATISTICS, BY COUNTY, BY RACE, GEORGIA, 1970

ITEM	BROOKS						BRYAN						
	Number			Rate or Ratio*			Number			Rate or Ratio*			
	Total	White	Non-White	Total	White	Non-White	Total	White	Non-White	Total	White	Non-White	
1 Estimated population as of July 1,	13,700	7,300	6,400				6,500	4,600	1,900				1
LIVE BIRTHS													
2 Total	325	104	221	23.7	14.2	34.5	150	104	46	23.1	22.6	24.2	2
3 Delivered in hospital	276	102	174	84.9%	98.1%	78.7%	148	104	44	98.7%	100.0%	95.7%	3
4 Delivered in home by physician	2	-	2	0.6%	0%	0.9%	-	-	-	0%	0%	0%	4
5 Delivered by midwife	47	2	45	14.5%	1.9%	20.4%	2	2	2	1.3%	0%	4.3%	5
6 Other deliveries	-	-	-	0%	0%	0%	-	-	-	0%	0%	0%	6
7 Immature births	33	9	24	101.5	86.5	108.6	18	9	9	120.0	86.5	195.7	7
8 Live births to unwed mothers	53	3	60	193.8	28.8	271.5	16	3	13	106.7	28.8	282.6	8
FETAL DEATHS													
9 Total	14	9	5	43.1	86.5	22.6	6	5	1	40.0	48.1	21.7	9
10 Under 20 weeks gestation	6	5	1	18.5	48.1	4.5	5	5	-	33.3	48.1	0	10
11 20-27 weeks gestation	5	4	1	15.4	38.5	4.5	-	-	-	0	0	0	11
12 28 weeks and more	2	-	2	6.2	0	9.0	-	-	-	0	0	0	12
13 Unknown length of gestation	1	-	1	3.1	0	4.5	1	-	1	6.7	0	21.7	13
DEATHS													
14 Total, all ages	170	85	85	1240.8	1164.4	1328.1	80	54	26	1230.8	1173.9	1368.4	14
15 Under 1 year	13	2	11	40.0	19.2	49.8	4	2	2	26.7	19.2	43.5	15
16 Under 28 days	8	2	6	24.6	19.2	27.1	4	2	2	26.7	19.2	43.5	16
17 Deaths from immaturity	4	-	4	12.3	0	18.1	-	-	-	0	0	0	17
18 1-4 years **	-	-	-	-	-	-	-	-	-	-	-	-	18
19 Maternal deaths	-	-	-	0	0	0	-	-	-	0	0	0	19
CAUSE OF DEATH													
20 Dysentery (004,006,007,009)	2	-	2	14.6	0	31.3	-	-	-	0	0	0	20
21 Tuberculosis, all forms (010-019)	1	-	1	7.2	0	15.6	1	1	-	15.4	21.7	0	21
22 Meningococcal infections (036)	-	-	-	0	0	0	-	-	-	0	0	0	22
23 Acute infectious encephalitis (062-065)	-	-	-	0	0	0	-	-	-	0	0	0	23
24 Infectious hepatitis (070)	-	-	-	0	0	0	-	-	-	0	0	0	24
25 Typhus and other rickettsioses (080-083)	-	-	-	0	0	0	-	-	-	0	0	0	25
26 Venereal disease (090-099)	-	-	-	0	0	0	-	-	-	0	0	0	26
27 All other diseases classified as infective and parasitic (000-003, 005, 008, 020-035, 037-061, 066-069, 071-079, 084-089, 100-136)	-	-	-	0	0	0	-	-	-	0	0	0	27
28 Malignant neoplasms, including neoplasms of lymphatic and hematopoietic tissues (140-209)	24	11	13	175.2	150.7	203.1	12	8	4	184.6	173.9	210.5	28
29 Benign neoplasms and neoplasms of unspecified nature (210-239)	-	-	-	0	0	0	-	-	-	0	0	0	29
30 Diabetes Mellitus (250)	1	1	-	7.3	13.7	0	2	1	1	30.8	21.7	52.6	30
31 Avitaminoses & other nutritional deficiency (260-269)	-	-	-	0	0	0	-	-	-	0	0	0	31
32 Anemias (280-285)	-	-	-	0	0	0	-	-	-	0	0	0	32
33 Nonmeningococcal meningitis (320)	-	-	-	0	0	0	-	-	-	0	0	0	33
34 Active rheumatic fever (390-392)	-	-	-	0	0	0	-	-	-	0	0	0	34
35 Chronic rheumatic heart disease (393-398)	2	2	-	14.6	27.4	0	-	-	-	0	0	0	35
36 Hypertensive disease (400-404)	3	2	1	21.9	27.4	15.6	1	1	-	15.4	21.7	0	36
37 Ischaemic heart disease (410-414)	53	35	28	459.9	479.5	437.5	27	23	4	415.4	500.0	210.5	37
38 Other forms of heart disease (420-429)	4	3	1	29.2	41.1	15.6	3	1	2	46.2	21.7	105.3	38
39 Cerebrovascular disease (430-438)	20	6	14	146.0	82.2	218.8	9	6	3	138.5	130.4	157.9	39
40 General arteriosclerosis (440)	1	1	-	7.3	13.7	0	-	-	-	0	0	0	40
41 Other diseases of arteries, arterioles, & capillaries (441-448)	6	3	3	43.8	41.1	46.9	1	1	-	15.4	21.7	0	41
42 Influenza (470-474)	-	-	-	0	0	0	-	-	-	0	0	0	42
43 Pneumonia (480-486)	8	4	4	58.4	54.8	62.5	-	-	-	0	0	0	43
44 Bronchitis, emphysema and asthma (466, 490-493)	1	1	-	7.3	13.7	0	1	1	-	15.4	21.7	0	44
45 Other diseases of the respiratory system (460-465, 500-519)	2	2	-	14.6	27.4	0	1	1	-	15.4	21.7	0	45
46 Peptic ulcer (531-533)	1	-	1	7.3	0	15.6	1	1	-	15.4	21.7	0	46
47 Appendicitis (540-543)	-	-	-	0	0	0	-	-	-	0	0	0	47
48 Intestinal obstruction and hernia (550-553, 560)	-	-	-	0	0	0	-	-	-	0	0	0	48
49 Gastritis, duodenitis, enteritis & colitis (535, 561, 563)	-	-	-	0	0	0	-	-	-	0	0	0	49
50 Cirrhosis of liver (571)	-	-	-	0	0	0	-	-	-	0	0	0	50
51 Nephritis and nephrosis (580-584)	1	1	-	7.3	13.7	0	-	-	-	0	0	0	51
52 Hyperplasia of prostate (600)	-	-	-	0	0	0	-	-	-	0	0	0	52
53 Complications of pregnancy, childbirth and the puerperium (630-678)	-	-	-	0	0	0	-	-	-	0	0	0	53
54 Congenital anomalies (740-759)	1	-	1	7.3	0	15.6	1	1	-	15.4	21.7	0	54
55 Birth injuries, difficult labor and other anoxic and hypoxic conditions (764-768, 772, 776)	-	-	-	0	0	0	3	1	2	46.2	21.7	105.3	55
56 Other causes of neonatal mortality (760-763, 769-771, 773-775, 777-779)	5	-	5	36.5	0	78.1	-	-	-	0	0	0	56
57 Symptoms and ill-defined conditions (780-796)	-	-	-	0	0	0	2	-	2	30.8	0	105.3	57
58 All other diseases (residual)	8	4	4	58.4	54.8	62.5	2	1	1	30.8	21.7	52.6	58
59 Motor vehicle accidents (E810-E823)	4	3	1	29.2	41.1	15.6	3	2	1	46.2	43.5	52.6	59
60 All other accidents (E800-E807, E825-E949)	8	3	5	58.4	41.1	78.1	6	2	4	92.3	43.5	210.5	60
61 Suicides (E950-E959)	2	2	-	14.6	27.4	0	1	1	-	15.4	21.7	0	61
62 Homicides (E960-E969)	2	1	1	14.6	13.7	15.6	3	1	2	46.2	21.7	105.3	62
63 Legal intervention (E970-E978)	-	-	-	0	0	0	-	-	-	0	0	0	63
64 All other external injuries (E980-E999)	-	-	-	0	0	0	-	-	-	0	0	0	64

TABLE XIII VITAL STATISTICS, BY COUNTY, BY RACE, GEORGIA, 1970

ITEM	BULLOCH						BURKE						
	Number			Rate or Ratio*			Number			Rate or Ratio*			
	Total	White	Non-White	Total	White	Non-White	Total	White	Non-White	Total	White	Non-White	
1 Estimated population as of July 1,	31,400	20,100	11,300				18,200	7,200	11,000				1
LIVE BIRTHS													
2 Total	556	317	239	17.7	15.8	21.2	404	120	284	22.2	16.7	25.8	2
3 Delivered in hospital	545	317	228	98.0%	100.0%	95.4%	374	120	254	92.6%	100.0%	89.4%	3
4 Delivered in home by physician	3	-	3	0.5%	0%	1.3%	3	-	3	0.7%	0%	1.1%	4
5 Delivered by midwife	8	-	8	1.4%	0%	3.3%	27	-	27	6.7%	0%	9.5%	5
6 Other deliveries	-	-	-	0%	0%	0%	-	-	-	0%	0%	0%	6
7 Immature births	63	22	41	113.3	69.4	171.5	37	5	32	91.6	41.7	112.7	7
8 Live births to unwed mothers	63	2	61	113.3	6.3	255.2	101	2	99	250.0	16.7	348.6	8
FETAL DEATHS													
9 Total	13	9	4	23.4	28.4	16.7	9	5	4	22.3	41.7	14.1	9
10 Under 20 weeks gestation	7	6	1	12.6	18.9	4.2	3	1	2	7.4	8.3	7.0	10
11 20-27 weeks gestation	3	1	2	5.4	3.2	8.4	3	2	1	7.4	16.7	3.5	11
12 28 weeks and more	1	1	-	1.8	3.2	0	3	2	1	7.4	16.7	3.5	12
13 Unknown length of gestation	2	1	1	3.6	3.2	4.2	-	-	-	0	0	0	13
DEATHS													
14 Total, all ages	244	162	82	777.1	806.0	725.7	221	73	148	1214.3	1013.9	1345.5	14
15 Under 1 year	19	4	15	34.2	12.6	62.8	14	1	13	34.7	8.3	45.8	15
16 Under 28 days	16	3	13	28.8	9.5	54.4	6	1	5	14.9	8.3	17.6	16
17 Deaths from immaturity	2	-	2	3.6	0	8.4	-	-	-	0	0	0	17
18 1-4 years **	4	1	3	-	0	0	4	1	3	-	0	0	18
19 Maternal deaths	-	-	-	0	0	0	-	-	-	0	0	0	19
CAUSE OF DEATH													
20 Dysentery (004,006,007,009)	-	-	-	0	0	0	-	-	-	0	0	0	20
21 Tuberculosis, all forms (010-019)	-	-	-	0	0	0	1	-	1	5.5	0	9.1	21
22 Meningococcal Infections (036)	-	-	-	0	0	0	-	-	-	0	0	0	22
23 Acute infectious encephalitis (062-065)	-	-	-	0	0	0	-	-	-	0	0	0	23
24 Infectious Hepatitis (070)	-	-	-	0	0	0	-	-	-	0	0	0	24
25 Typhus and other rickettsioses (080-083)	-	-	-	0	0	0	-	-	-	0	0	0	25
26 Venereal disease (090-099)	-	-	-	0	0	0	-	-	-	0	0	0	26
27 All other diseases classified as infectious and parasitic (000-003, 005, 008, 020-035, 037-061, 066-069, 071-079, 084-089, 100-136)	2	2	-	6.4	10.0	0	1	-	1	5.5	0	9.1	27
28 Malignant neoplasms, including neoplasms of lymphatic and haematopoietic tissues (140-205)	31	21	10	98.7	104.5	88.5	32	15	17	175.8	208.3	154.5	28
29 Benign neoplasms and neoplasms of unspecified nature (210-239)	-	-	-	0	0	0	1	-	1	5.5	0	9.1	29
30 Diabetes Mellitus (250)	3	3	-	9.6	14.9	0	8	3	5	44.0	41.7	45.5	30
31 Avitaminoses & other nutritional deficiency (260-269)	1	-	1	3.2	0	8.8	-	-	-	0	0	0	31
32 Anemias (280-285)	-	-	-	0	0	0	1	-	1	5.5	0	9.1	32
33 Nonmeningococcal meningitis (320)	-	-	-	0	0	0	2	1	1	11.0	13.9	9.1	33
34 Active rheumatic fever (390-392)	-	-	-	0	0	0	-	-	-	0	0	0	34
35 Chronic rheumatic heart disease (393-398)	1	1	-	3.2	5.0	0	-	-	-	0	0	0	35
36 Hypertensive disease (400-404)	12	5	7	38.2	24.9	61.9	11	2	9	60.4	27.8	81.8	36
37 Ischaemic heart disease (410-414)	69	59	10	219.7	293.5	88.5	49	22	27	269.2	305.6	245.5	37
38 Other forms of heart disease (420-429)	8	4	4	25.5	19.9	35.4	7	-	7	38.5	0	63.6	38
39 Cerebrovascular disease (430-433)	32	22	10	101.9	109.5	88.5	52	14	38	285.7	194.4	345.5	39
40 General arteriosclerosis (440)	2	-	2	6.4	0	17.7	1	-	1	5.5	0	9.1	40
41 Other diseases of arteries, arterioles, & capillaries (441-448)	1	-	1	3.2	0	8.8	-	-	-	0	0	0	41
42 Influenza (470-474)	-	-	-	0	0	0	1	-	1	5.5	0	9.1	42
43 Pneumonia (480-486)	5	3	2	15.9	14.9	17.7	6	-	6	33.0	0	54.5	43
44 Bronchitis, emphysema and asthma (466, 490-493)	3	2	1	9.6	10.0	8.8	1	1	-	5.5	13.9	0	44
45 Other diseases of the respiratory system (460-465, 500-519)	-	-	-	0	0	0	1	1	-	5.5	13.9	0	45
46 Peptic ulcer (531-533)	2	2	-	6.4	10.0	0	1	-	1	5.5	0	9.1	46
47 Appendicitis (540-543)	-	-	-	0	0	0	-	-	-	0	0	0	47
48 Intestinal obstruction and hernia (550-553, 560)	-	-	-	0	0	0	-	-	-	0	0	0	48
49 Gastritis, duodenitis, enteritis & colitis (535, 561, 563)	-	-	-	0	0	0	1	1	-	5.5	13.9	0	49
50 Cirrhosis of liver (571)	1	1	-	3.2	5.0	0	4	3	1	22.0	41.7	9.1	50
51 Nephritis and nephrosis (580-584)	2	1	1	6.4	5.0	8.8	-	-	-	0	0	0	51
52 Hypertrophy of prostate (600)	-	-	-	0	0	0	-	-	-	0	0	0	52
53 Complications of pregnancy, childbirth and the puerperium (630-678)	-	-	-	0	0	0	-	-	-	0	0	0	53
54 Congenital anomalies (740-759)	3	-	3	9.6	0	26.5	3	1	2	16.5	13.9	18.2	54
55 Birth injuries, difficult labor and other anoxic and hypoxic conditions (764-768, 772, 776)	6	2	4	19.1	10.0	35.4	3	1	2	16.5	13.9	18.2	55
56 Other causes of neonatal mortality (760-763, 769-771, 773-775, 777-779)	7	1	6	22.3	5.0	53.1	-	-	-	0	0	0	56
57 Symptoms and ill-defined conditions (780-796)	15	7	8	47.8	34.8	70.8	3	-	3	16.5	0	27.3	57
58 All other diseases (residual)	16	8	8	51.0	39.8	70.8	3	1	2	16.5	13.9	18.2	58
59 Motor vehicle accidents (E810-E823)	10	9	1	31.8	44.8	8.8	14	2	12	76.9	27.8	109.1	59
60 All other accidents (E800-E807, E825-E849)	9	8	1	28.7	39.8	8.8	9	2	7	49.5	27.8	63.6	60
61 Suicides (E950-E959)	-	-	-	0	0	0	3	3	-	16.5	41.7	0	61
62 Homicides (E960-E969)	3	1	2	9.6	5.0	17.7	2	-	2	11.0	0	18.2	62
63 Legal intervention (E970-E978)	-	-	-	0	0	0	-	-	-	0	0	0	63
64 All other external injuries (E980-E999)	-	-	-	0	0	0	-	-	-	0	0	0	64

TABLE XIII VITAL STATISTICS, BY COUNTY, BY RACE, GEORGIA, 1970

ITEM	BUTTS						CALHOUN						
	Number			Rate or Ratio*			Number			Rate or Ratio*			
	Total	White	Non-White	Total	White	Non-White	Total	White	Non-White	Total	White	Non-White	
1 Estimated population as of July 1,	10,100	5,700	4,400				6,600	2,500	4,100				1
LIVE BIRTHS													
2 Total	201	103	98	19.9	18.1	22.3	113	28	85	17.1	11.2	20.7	2
3 Delivered in hospital	185	102	83	92.0%	99.0%	84.7%	84	28	56	74.3%	100.0%	65.9%	3
4 Delivered in home by physician	2	-	2	1.0%	0%	2.0%	-	-	-	0%	0%	0%	4
5 Delivered by midwife	14	1	13	7.0%	1.0%	13.3%	29	-	29	25.7%	0%	34.1%	5
6 Other deliveries	-	-	-	0%	0%	0%	-	-	-	0%	0%	0%	6
7 Immature births	19	6	13	94.5	58.3	132.7	8	-	8	70.8	0	94.1	7
8 Live births to unved mothers	31	5	26	154.2	48.5	265.3	25	-	28	247.8	0	329.4	8
FETAL DEATHS													
9 Total	8	6	2	39.8	58.3	20.4	1	-	1	8.8	0	11.8	9
10 Under 20 weeks gestation	5	4	1	24.9	38.8	10.2	-	-	-	0	0	0	10
11 20-27 weeks gestation	2	1	1	10.0	9.7	10.2	-	-	-	0	0	0	11
12 28 weeks and more	1	1	-	5.0	9.7	0	1	-	1	8.8	0	11.8	12
13 Unknown length of gestation	-	-	-	0	0	0	-	-	-	0	0	0	13
DEATHS													
14 Total, all ages	102	63	39	1009.9	1105.3	866.4	103	46	57	1560.6	1840.0	1390.2	14
15 Under 1 year	3	2	1	14.9	19.4	10.2	6	1	5	53.1	35.7	58.8	15
16 Under 28 days	3	2	1	14.9	19.4	10.2	2	-	2	17.7	0	23.5	16
17 Deaths from immaturity	1	1	-	5.0	9.7	0	-	-	-	0	0	0	17
18 1-4 years **	1	-	1	-	-	-	1	-	1	-	-	-	18
19 Maternal deaths	1	1	-	49.8	97.1	0	1	-	1	88.5	0	117.6	19
CAUSE OF DEATH													
20 Dysentery (004,006,007,009)	-	-	-	0	0	0	-	-	-	0	0	0	20
21 Tuberculosis, all forms (010-019)	-	-	-	0	0	0	-	-	-	0	0	0	21
22 Meningococcal infections (036)	-	-	-	0	0	0	-	-	-	0	0	0	22
23 Acute infectious encephalitis (062-065)	-	-	-	0	0	0	-	-	-	0	0	0	23
24 Infectious Hepatitis (070)	-	-	-	0	0	0	-	-	-	0	0	0	24
25 Typhus and other rickettsioses (080-083)	-	-	-	0	0	0	-	-	-	0	0	0	25
26 Venereal disease (090-099)	-	-	-	0	0	0	-	-	-	0	0	0	26
27 All other diseases classified as infective and parasitic (000-003, 005, 008, 020-035, 037-061, 066-069, 071-079, 084-089, 100-136)	-	-	-	0	0	0	-	-	-	0	0	0	27
28 Malignant neoplasms, including neoplasms of lymphatic and haematopoietic tissues (140-209)	16	12	4	158.4	210.5	90.9	17	7	10	257.6	280.0	243.9	28
29 Benign neoplasms and neoplasms of unspecified nature (210-239)	-	-	-	0	0	0	-	-	-	0	0	0	29
30 Diabetes Mellitus (250)	2	2	-	19.8	35.1	0	1	1	-	15.2	40.0	0	30
31 Avitaminosis & other nutritional deficiency (260-269)	-	-	-	0	0	0	-	-	-	0	0	0	31
32 Anemias (280-285)	-	-	-	0	0	0	2	1	1	30.3	40.0	24.4	32
33 Nonmeningococcal meningitis (320)	-	-	-	0	0	0	1	-	1	15.2	0	24.4	33
34 Active rheumatic fever (390-392)	-	-	-	0	0	0	-	-	-	0	0	0	34
35 Chronic rheumatic heart disease (393-398)	-	-	-	0	0	0	-	-	-	0	0	0	35
36 Hypertensive disease (400-404)	2	1	1	19.8	17.5	22.7	2	1	1	30.3	40.0	24.4	36
37 Ischaemic heart disease (410-414)	30	21	9	297.0	368.4	204.5	27	12	15	409.1	480.0	365.9	37
38 Other forms of heart disease (420-429)	4	3	1	39.6	52.6	22.7	-	-	-	0	0	0	38
39 Cerebrovascular disease (430-438)	12	8	4	118.8	140.4	90.9	20	7	13	303.0	280.0	317.1	39
40 General arteriosclerosis (440)	2	-	2	19.8	0	45.5	-	-	-	0	0	0	40
41 Other diseases of arteries, arterioles, & capillaries (441-448)	1	-	1	9.9	0	22.7	1	1	-	15.2	40.0	0	41
42 Influenza (470-474)	1	-	1	9.9	0	22.7	1	1	-	15.2	40.0	0	42
43 Pneumonia (480-486)	2	1	1	19.8	17.5	22.7	6	2	4	90.9	80.0	97.6	43
44 Bronchitis, emphysema and asthma (466, 490-493)	2	2	-	19.8	35.1	0	3	3	-	45.5	120.0	0	44
45 Other diseases of the respiratory system (460-465, 500-519)	-	-	-	0	0	0	1	-	1	15.2	0	24.4	45
46 Peptic ulcer (531-533)	1	1	-	9.9	17.5	0	1	1	-	15.2	40.0	0	46
47 Appendicitis (540-543)	-	-	1	9.9	0	22.7	-	-	-	0	0	0	47
48 Intestinal obstruction and hernia (550-553, 560)	2	1	1	19.8	17.5	22.7	-	-	-	0	0	0	48
49 Gastritis, duodenitis, enteritis & colitis (535, 561, 563)	-	-	-	0	0	0	-	-	-	0	0	0	49
50 Cirrhosis of liver (571)	1	1	-	9.9	17.5	0	-	-	-	0	0	0	50
51 Nephritis and nephrosis (580-584)	1	-	1	9.9	0	22.7	1	-	1	15.2	0	24.4	51
52 Hyperplasia of prostate (600)	1	-	1	9.9	0	22.7	-	-	-	0	0	0	52
53 Complications of pregnancy, childbirth and the puerperium (630-678)	1	1	-	9.9	17.5	0	1	-	1	15.2	0	24.4	53
54 Congenital anomalies (740-759)	1	-	1	9.9	0	22.7	1	1	-	15.2	40.0	0	54
55 Birth injuries, difficult labor and other anoxic and hypoxic conditions (764-768, 772, 776)	1	1	-	9.9	17.5	0	1	-	1	15.2	0	24.4	55
56 Other causes of neonatal mortality (760-763, 769-771, 773-775, 777-779)	1	1	-	9.9	17.5	0	-	-	-	0	0	0	56
57 Symptoms and ill-defined conditions (780-796)	1	-	1	9.9	0	22.7	1	-	1	15.2	0	24.4	57
58 All other diseases (residual)	3	1	2	29.7	17.5	45.5	4	2	2	60.6	80.0	48.8	58
59 Motor vehicle accidents (E810-E823)	6	3	3	59.4	52.6	68.2	4	4	-	60.6	160.0	0	59
60 All other accidents (E800-E807, E825-E949)	3	2	1	29.7	35.1	22.7	2	-	2	30.3	0	48.8	60
61 Suicides (E950-E959)	-	-	0	0	0	0	2	2	-	30.3	80.0	0	61
62 Homicides (E960-E969)	4	1	3	39.6	17.5	68.2	2	-	2	30.3	0	48.8	62
63 Legal Intervention (E970-E978)	-	-	-	0	0	0	1	-	1	15.2	0	24.4	63
64 All other external injuries (E980-E999)	-	-	-	0	0	0	-	-	-	0	0	0	64

TABLE XIII VITAL STATISTICS, BY COUNTY, BY RACE, GEORGIA, 1970

ITEM	CAMDEN						CANDLER						
	Number			Rate or Ratio*			Number			Rate or Ratio*			
	Total	White	Non-White	Total	White	Non-White	Total	White	Non-White	Total	White	Non-White	
1 Estimated population as of July 1,	11,400	7,000	4,400				6,400	4,200	2,200				1
LIVE BIRTHS													
2 Total	226	136	90	19.3	19.4	20.5	120	76	44	18.8	18.1	20.0	2
3 Delivered in hospital	222	136	86	98.2%	100.0%	95.6%	119	76	43	99.2%	100.0%	97.7%	3
4 Delivered in home by physician	-	-	-	0%	0%	0%	1	-	1	0.8%	0%	2.3%	4
5 Delivered by midwife	4	-	4	1.8%	0%	4.4%	-	-	-	0%	0%	0%	5
6 Other deliveries	-	-	-	0%	0%	0%	-	-	-	0%	0%	0%	6
7 Immature births	24	12	12	106.2	88.2	133.3	12	5	7	100.0	65.8	159.1	7
8 Live births to unwed mothers	27	3	24	119.5	22.1	265.7	12	3	9	100.0	39.5	204.5	8
FETAL DEATHS													
9 Total	5	1	4	22.1	7.4	44.4	-	-	-	0	0	0	9
10 Under 20 weeks gestation	1	1	-	4.4	7.4	0	-	-	-	0	0	0	10
11 20-27 weeks gestation	-	-	-	0	0	0	-	-	-	0	0	0	11
12 28 weeks and more	3	-	3	13.3	0	33.3	-	-	-	0	0	0	12
13 Unknown length of gestation	1	-	1	4.4	0	11.1	-	-	-	0	0	0	13
DEATHS													
14 Total, all ages	102	59	43	894.7	842.9	977.3	93	63	30	1453.1	1500.0	1363.6	14
15 Under 1 year	6	5	1	26.5	36.3	11.1	4	1	3	33.3	13.2	68.2	15
16 Under 28 days	5	4	1	22.1	29.4	11.1	1	-	1	8.3	0	22.7	16
17 Deaths from immaturity	1	1	-	4.4	7.4	0	-	-	-	0	0	0	17
18 1-4 years **	2	1	1	-	-	-	-	-	-	0	0	0	18
19 Maternal deaths	-	-	-	0	0	0	-	-	-	0	0	0	19
CAUSE OF DEATH													
20 Dysentery (004,006,007,009)	-	-	-	0	0	0	-	-	-	0	0	0	20
21 Tuberculosis, all forms (010-019)	-	-	-	0	0	0	-	-	-	0	0	0	21
22 Meningococcal infections (036)	-	-	-	0	0	0	-	-	-	0	0	0	22
23 Acute infectious encephalitis (062-065)	-	-	-	0	0	0	-	-	-	0	0	0	23
24 Infectious hepatitis (070)	-	-	-	0	0	0	-	-	-	0	0	0	24
25 Typhus and other rickettsioses (080-083)	-	-	-	0	0	0	-	-	-	0	0	0	25
26 Venereal disease (090-099)	-	-	-	0	0	0	-	-	-	0	0	0	26
27 All other diseases classified as infective and parasitic (000-003, 005, 008, 020-025, 037-061, 066-069, 071-079, 084-089, 100-136)	-	-	-	0	0	0	-	-	-	0	0	0	27
28 Malignant neoplasms, including neoplasms of lymphatic and haematopoietic tissues (140-209)	17	13	4	149.1	185.7	90.9	8	7	1	125.0	166.7	45.5	28
29 Benign neoplasms and neoplasms of unspecified nature (210-239)	1	1	-	8.3	14.3	0	-	-	-	0	0	0	29
30 Diabetes Mellitus (250)	5	1	4	43.9	14.3	90.9	1	1	-	15.6	23.8	0	30
31 Avitaminoses & other nutritional deficiency (260-269)	-	-	-	0	0	0	-	-	-	0	0	0	31
32 Anemias (280-285)	-	-	-	0	0	0	-	-	-	0	0	0	32
33 Nonmeningococcal meningitis (320)	-	-	-	0	0	0	-	-	-	0	0	0	33
34 Active rheumatic fever (390-392)	-	-	-	0	0	0	-	-	-	0	0	0	34
35 Chronic rheumatic heart disease (393-398)	-	-	-	0	0	0	1	1	-	15.6	23.8	0	35
36 Hypertensive disease (400-404)	4	1	3	35.1	14.3	68.2	1	-	1	15.6	0	45.5	36
37 Ischaemic heart disease (410-414)	19	12	7	166.7	171.4	159.1	17	12	5	265.6	285.7	227.3	37
38 Other forms of heart disease (420-429)	9	4	5	78.9	57.1	113.6	1	-	1	15.6	0	45.5	38
39 Cerebrovascular disease (430-438)	14	5	9	122.8	71.4	204.5	27	18	9	421.9	428.6	409.1	39
40 General arteriosclerosis (440)	1	-	1	8.3	0	22.7	1	1	-	15.6	23.8	0	40
41 Other diseases of arteries, arterioles, & capillaries (441-448)	1	1	-	8.3	14.3	0	2	-	2	31.3	0	90.9	41
42 Influenza (470-474)	-	-	-	0	0	0	2	2	-	31.3	47.6	0	42
43 Pneumonia (480-486)	1	1	-	8.3	14.3	0	2	1	1	31.3	23.8	45.5	43
44 Bronchitis, emphysema and asthma (466, 490-493)	4	4	-	35.1	57.1	0	3	3	-	46.9	71.4	0	44
45 Other diseases of the respiratory system (460-465, 500-519)	-	-	-	0	0	0	-	-	-	0	0	0	45
46 Peptic ulcer (531-533)	-	-	-	0	0	0	-	-	-	0	0	0	46
47 Appendicitis (540-543)	-	-	-	0	0	0	-	-	-	0	0	0	47
48 Intestinal obstruction and hernia (550-553, 560)	1	-	1	8.3	0	22.7	1	-	1	15.6	0	45.5	48
49 Gastritis, duodenitis, enteritis & colitis (535, 561, 563)	-	-	-	0	0	0	-	-	-	0	0	0	49
50 Cirrhosis of liver (571)	-	-	-	0	0	0	2	2	-	31.3	47.6	0	50
51 Nephritis and nephrosis (580-584)	-	-	-	0	0	0	1	-	1	15.6	0	45.5	51
52 Hyperplasia of prostate (600)	-	-	-	0	0	0	-	-	-	0	0	0	52
53 Complications of pregnancy, childbirth and the puerperium (630-678)	-	-	-	0	0	0	-	-	-	0	0	0	53
54 Congenital anomalies (740-759)	2	2	-	17.5	28.6	0	2	1	1	31.3	23.8	45.5	54
55 Birth injuries, difficult labor and other anoxic and hypoxic conditions (764-768, 772, 776)	2	1	1	17.5	14.3	22.7	-	-	-	0	0	0	55
56 Other causes of neonatal mortality (760-763, 769-771, 773-775, 777-779)	1	1	-	8.3	14.3	0	-	-	-	0	0	0	56
57 Symptoms and ill-defined conditions (780-796)	1	1	-	8.3	14.3	0	1	-	1	15.6	0	45.5	57
58 All other diseases (residual)	5	3	2	43.9	42.9	45.5	7	5	2	109.4	119.0	90.9	58
59 Motor vehicle accidents (E810-E823)	6	5	3	70.2	71.4	68.2	3	3	-	46.9	71.4	0	59
60 All other accidents (E800-E807, E825-E949)	2	1	1	17.5	14.3	22.7	7	6	1	109.4	142.9	45.5	60
61 Suicides (E950-E959)	-	-	-	0	0	0	-	-	-	0	0	0	61
62 Homicides (E960-E-969)	4	2	2	35.1	28.6	45.5	3	-	3	46.9	0	136.4	62
63 Legal intervention (E970-E978)	-	-	-	0	0	0	-	-	-	0	0	0	63
64 All other external injuries (E980-E999)	-	-	-	0	0	0	-	-	-	0	0	0	64

TABLE XIII VITAL STATISTICS, BY COUNTY, BY RACE, GEORGIA, 1970

ITEM	CARROLL						CATOOSA						
	Number			Rate or Ratio*			Number			Rate or Ratio*			
	Total	White	Non-White	Total	White	Non-White	Total	White	Non-White	Total	White	Non-White	
1 Estimated population as of July 1,	45,700	38,000	7,700				28,500	28,000	500				1
LIVE BIRTHS													
2 Total	1,040	809	231	22.8	21.3	30.0	504	496	8	17.7	17.7	16.0	2
3 Delivered in hospital	1,036	808	228	99.6%	99.9%	98.7%	504	496	8	100.0%	100.0%	100.0%	3
4 Delivered in home by physician	-	-	-	0%	0%	0%	-	-	-	0%	0%	0%	4
5 Delivered by midwife	4	1	3	0.4%	0.1%	1.3%	-	-	-	0%	0%	0%	5
6 Other deliveries	-	-	-	0%	0%	0%	-	-	-	0%	0%	0%	6
7 Immature births	90	60	30	86.5	74.2	129.9	32	31	1	63.5	62.5	125.0	7
8 Live births to unwed mothers	82	16	66	78.8	19.8	285.7	10	9	1	19.8	18.1	125.0	8
FETAL DEATHS													
9 Total	27	21	6	26.0	26.0	26.0	6	5	1	11.9	10.1	125.0	9
10 Under 20 weeks gestation	15	13	2	14.4	16.1	8.7	2	2	-	4.0	4.0	0	10
11 20-27 weeks gestation	5	2	3	4.8	2.5	13.0	-	-	-	0	0	0	11
12 28 weeks and more	4	4	-	3.8	4.9	0	4	3	1	7.9	6.0	125.0	12
13 Unknown length of gestation	3	2	1	2.9	2.5	4.3	-	-	-	0	0	0	13
DEATHS													
14 Total, all ages	445	348	97	973.7	915.8	1259.7	196	192	4	687.7	685.7	800.0	14
15 Under 1 year	29	14	15	27.9	17.3	64.9	5	5	-	9.9	10.1	0	15
16 Under 28 days	20	12	8	19.2	14.8	34.6	4	4	-	7.9	8.1	0	16
17 Deaths from immaturity	1	1	-	1.0	1.2	0	-	-	-	0	0	0	17
18 1-4 years **	2	1	1	-	-	-	-	-	-	-	-	-	18
19 Maternal deaths	1	1	-	9.6	12.4	0	1	1	-	19.8	20.2	0	19
CAUSE OF DEATH													
20 Dysentery (004,006,007,009)	2	1	1	4.4	2.6	13.0	-	-	-	0	0	0	20
21 Tuberculosis, all forms (010-019)	2	1	1	4.4	2.6	13.0	2	2	-	7.0	7.1	0	21
22 Meningococcal Infections (036)	-	-	-	0	0	0	-	-	-	0	0	0	22
23 Acute Infectious encephalitis (062-065)	-	-	-	0	0	0	-	-	-	0	0	0	23
24 Infectious Hepatitis (070)	1	1	-	2.2	2.6	0	-	-	-	0	0	0	24
25 Typhus and other rickettsias (080-083)	-	-	-	0	0	0	1	1	-	3.5	3.6	0	25
26 Venereal disease (090-099)	-	-	-	0	0	0	-	-	-	0	0	0	26
27 All other diseases classified as infective and parasitic (000-003, 005, 008, 020-035, 037-061, 066-069, 071-079, 084-089, 100-136)	3	3	-	6.6	7.9	0	1	1	-	3.5	3.6	0	27
28 Malignant neoplasms, including neoplasms of lymphatic and haematopoietic tissues (140-209)	58	48	10	126.9	126.3	129.9	31	30	1	108.8	107.1	200.0	28
29 Benign neoplasms and neoplasms of unspecified nature (210-239)	1	-	1	2.2	0	13.0	-	-	-	0	0	0	29
30 Diabetes Mellitus (250)	4	4	-	8.8	10.5	0	6	6	-	21.1	21.4	0	30
31 Avitaminoses & other nutritional deficiency (260-269)	1	1	-	2.2	2.6	0	-	-	-	0	0	0	31
32 Anemias (280-285)	-	-	-	0	0	0	-	-	-	0	0	0	32
33 Nonmeningococcal meningitis (320)	-	-	-	0	0	0	-	-	-	0	0	0	33
34 Active rheumatic fever (390-392)	-	-	-	0	0	0	-	-	-	0	0	0	34
35 Chronic rheumatic heart disease (393-398)	2	2	-	4.4	5.3	0	1	1	-	3.5	3.6	0	35
36 Hypertensive disease (400-404)	2	-	2	4.4	0	26.0	1	1	-	3.5	3.6	0	36
37 Ischaemic heart disease (410-414)	138	123	15	302.0	323.7	194.8	52	51	1	182.5	182.1	200.0	37
38 Other forms of heart disease (420-429)	17	14	3	37.2	36.8	39.0	8	8	-	28.1	28.6	0	38
39 Cerebrovascular disease (430-438)	57	43	14	124.7	113.2	181.8	32	32	-	112.3	114.3	0	39
40 General arteriosclerosis (440)	4	4	-	8.8	10.5	0	-	-	-	0	0	0	40
41 Other diseases of arteries, arterioles, & capillaries (441-448)	3	3	-	6.6	7.9	0	4	4	-	14.0	14.3	0	41
42 Influenza (470-474)	3	3	-	6.6	7.9	0	1	1	-	3.5	3.6	0	42
43 Pneumonia (480-486)	14	4	10	30.6	10.5	129.9	6	6	-	21.1	21.4	0	43
44 Bronchitis, emphysema and asthma (466, 490-493)	2	2	-	4.4	5.3	0	3	3	1	14.0	10.7	200.0	44
45 Other diseases of the respiratory system (460-465, 500-519)	8	8	-	17.5	21.1	0	-	-	-	0	0	0	45
46 Peptic ulcer (531-533)	3	2	1	6.6	5.3	13.0	-	-	-	0	0	0	46
47 Appendicitis (540-543)	-	-	-	0	0	0	-	-	-	0	0	0	47
48 Intestinal obstruction and hernia (550-553, 560)	-	-	-	0	0	0	1	1	-	3.5	3.6	0	48
49 Gastritis, duodenitis, enteritis & colitis (535, 561, 563)	1	1	-	2.2	2.6	0	-	-	-	0	0	0	49
50 Cirrhosis of liver (571)	5	5	-	10.9	13.2	0	2	2	-	7.0	7.1	0	50
51 Nephritis and nephrosis (580-584)	3	2	1	6.6	5.3	13.0	1	1	-	3.5	3.6	0	51
52 Hyperplasia of prostate (600)	2	1	1	4.4	2.6	13.0	-	-	-	0	0	0	52
53 Complications of pregnancy, childbirth and the puerperium (630-678)	1	1	-	2.2	2.6	0	1	1	-	3.5	3.6	0	53
54 Congenital anomalies (740-759)	2	2	-	4.4	5.3	0	3	3	-	10.5	10.7	0	54
55 Birth injuries, difficult labor and other anoxic and hypoxic conditions (764-768, 772, 776)	9	6	3	19.7	15.8	39.0	1	1	-	3.5	3.6	0	55
56 Other causes of neonatal mortality (760-763, 769-771, 773-775, 777-779)	5	4	1	10.9	10.5	13.0	1	1	-	3.5	3.6	0	56
57 Symptoms and ill-defined conditions (780-796)	18	11	7	39.4	28.9	90.9	1	1	-	3.5	3.6	0	57
58 All other diseases (residual)	30	20	10	65.6	52.6	129.9	16	16	-	56.1	57.1	0	58
59 Motor vehicle accidents (E810-E823)	22	13	9	48.1	34.2	116.9	10	9	1	35.1	32.1	200.0	59
60 All other accidents (E800-E807, E825-E949)	8	6	2	17.5	15.8	26.0	5	5	-	17.5	17.9	0	60
61 Suicides (E950-E959)	6	5	1	13.1	13.2	13.0	2	2	-	7.0	7.1	0	61
62 Homicides (E960-E969)	7	3	4	15.2	7.9	51.9	1	1	-	3.5	3.6	0	62
63 Legal intervention (E970-E978)	-	-	-	0	0	0	1	1	-	3.5	3.6	0	63
64 All other external injuries (E980-E999)	1	1	-	2.2	2.6	0	-	-	-	0	0	0	64

TABLE XIII VITAL STATISTICS, BY COUNTY, BY RACE, GEORGIA, 1970

ITEM	CHARLTON						CHATHAM						
	Number			Rate or Ratio*			Number			Rate or Ratio*			
	Total	White	Non-White	Total	White	Non-White	Total	White	Non-White	Total	White	Non-White	
1 Estimated population as of July 1,	5,700	3,800	1,900				179,000	16,300	62,700				1
LIVE BIRTHS													
2 Total	150	79	71	26.3	20.8	37.4	4,064	2,569	1,495	22.7	22.1	23.8	2
3 Delivered in hospital	120	79	41	90.0%	100.0%	57.7%	4,047	2,567	1,480	99.6%	99.9%	99.0%	3
4 Delivered in home by physician	1	-	1	0.7%	0%	1.4%	15	1	14	0.4%	0.0%	0.9%	4
5 Delivered by midwife	29	-	29	19.3%	0%	40.8%	1	-	1	0.0%	0%	0.1%	5
6 Other deliveries	-	-	-	0%	0%	0%	1	1	-	0.0%	0.0%	0%	6
7 Immature births	9	3	6	60.0	38.0	84.5	401	169	232	98.7	55.8	155.2	7
8 Live births to unwed mothers	19	3	16	126.7	38.0	225.4	718	187	531	176.7	72.8	355.2	8
FETAL DEATHS													
9 Total	8	2	6	53.3	25.3	84.5	288	215	73	70.9	83.7	48.6	9
10 Under 20 weeks gestation	3	1	2	20.0	12.7	28.2	217	177	40	53.4	68.9	26.8	10
11 20-27 weeks gestation	-	-	-	0	0	0	30	13	17	7.4	5.1	11.4	11
12 28 weeks and more	4	1	3	26.7	12.7	42.3	41	25	16	10.1	9.7	10.7	12
13 Unknown length of gestation	1	-	1	6.7	0	14.1	-	-	-	0	0	0	13
DEATHS													
14 Total, all ages	57	30	27	1000.0	789.5	1421.1	1,917	1,112	805	1070.9	956.1	1283.9	14
15 Under 1 year	5	2	3	33.3	25.3	42.3	97	39	58	23.9	15.2	38.8	15
16 Under 28 days	3	1	2	20.0	12.7	28.2	74	34	40	18.2	13.2	26.8	16
17 Deaths from immaturity	-	-	-	0	0	0	8	3	5	2.0	1.2	3.3	17
18 1-4 years **	1	1	-	-	-	-	6	2	6	-	-	-	18
19 Maternal deaths	-	-	-	0	0	0	1	-	1	2.5	0	6.7	19
CAUSE OF DEATH													
20 Dysentery (004,006,007,009)	1	-	1	17.5	0	52.6	2	1	1	1.1	0.0	1.6	20
21 Tuberculosis, all forms (010-019)	1	-	1	17.5	0	52.6	7	1	6	3.9	0.9	9.6	21
22 Meningococcal Infections (036)	-	-	-	0	0	0	2	1	1	1.1	0.9	1.6	22
23 Acute infectious encephalitis (062-065)	-	-	-	0	0	0	-	-	-	0	0	0	23
24 Infectious Hepatitis (070)	-	-	-	0	0	0	4	2	2	2.2	1.7	3.2	24
25 Typhus and other rickettsialoses (080-083)	-	-	-	0	0	0	-	-	-	0	0	0	25
26 Venereal disease (090-099)	-	-	-	0	0	0	-	-	-	0	0	0	26
27 All other diseases classified as Infective and parasitic (000-003, 005, 008, 020-035, 037-061, 066-069, 071-079, 084-089, 100-136)	-	-	-	0	0	0	12	1	11	6.7	0.9	17.5	27
28 Malignant neoplasms, including neoplasms of lymphatic and haematopoietic tissues (140-203)	8	5	3	140.4	131.6	157.9	307	199	108	171.5	171.1	172.2	28
29 Benign neoplasms and neoplasms of unspecified nature (210-239)	-	-	-	0	0	0	7	3	4	3.9	2.6	6.4	29
30 Diabetes Mellitus (250)	1	1	-	17.5	26.3	0	44	27	17	24.6	23.2	27.1	30
31 Avitaminoses & other nutritional deficiency (260-269)	2	-	2	35.1	0	105.3	1	-	1	0.6	0	1.6	31
32 Anemias (280-285)	-	-	-	0	0	0	4	2	2	2.2	1.7	3.2	32
33 Nonmeningococcal meningitis (320)	-	-	-	0	0	0	2	-	2	1.1	0	3.2	33
34 Active rheumatic fever (390-392)	-	-	-	0	0	0	1	-	1	0.6	0	1.6	34
35 Chronic rheumatic heart disease (393-398)	-	-	-	0	0	0	8	6	2	4.5	5.2	3.2	35
36 Hypertensive disease (400-404)	-	-	-	0	0	0	37	7	30	20.7	6.0	47.8	36
37 Ischaemic heart disease (410-414)	14	9	5	245.6	236.8	263.2	557	404	153	311.2	347.4	244.0	37
38 Other forms of heart disease (420-429)	2	-	2	35.1	0	105.3	79	28	51	44.1	24.1	81.3	38
39 Cerebrovascular disease (430-438)	6	3	3	105.3	78.9	157.9	232	110	122	129.6	94.6	194.6	39
40 General arteriosclerosis (440)	-	-	-	0	0	0	30	13	17	16.8	11.2	27.1	40
41 Other diseases of arteries, arterioles, & capillaries (441-448)	3	3	-	52.6	78.9	0	17	12	5	9.5	10.3	8.0	41
42 Influenza (470-474)	1	1	-	17.5	26.3	0	4	1	3	2.2	0.9	4.8	42
43 Pneumonia (480-486)	4	4	-	70.2	105.3	0	80	40	40	44.7	34.4	63.8	43
44 Bronchitis, emphysema and asthma (466, 490-493)	2	-	2	35.1	0	105.3	21	17	4	11.7	14.6	6.4	44
45 Other diseases of the respiratory system (460-465, 500-519)	1	1	-	17.5	26.3	0	12	7	5	6.7	6.0	8.0	45
46 Peptic ulcer (531-533)	-	-	-	0	0	0	4	4	-	2.2	3.4	0	46
47 Appendicitis (540-543)	-	-	-	0	0	0	1	-	1	0.6	0	1.6	47
48 Intestinal obstruction and hernia (550-553, 560)	-	-	-	0	0	0	2	-	2	1.1	0	3.2	48
49 Gastritis, duodenitis, enteritis & colitis (535, 561, 563)	-	-	-	0	0	0	4	3	1	2.2	2.6	1.6	49
50 Cirrhosis of liver (571)	-	-	-	0	0	0	13	12	1	7.3	10.3	1.6	50
51 Nephritis and nephrosis (580-584)	1	-	1	17.5	0	52.6	18	3	15	10.1	2.6	23.9	51
52 Hyperplasia of prostate (600)	-	-	-	0	0	0	-	-	-	0	0	0	52
53 Complications of pregnancy, childbirth and the puerperium (630-678)	-	-	-	0	0	0	1	-	1	0.6	0	1.6	53
54 Congenital anomalies (740-759)	-	-	-	0	0	0	23	14	9	12.8	12.0	14.4	54
55 Birth injuries, difficult labor and other anoxic and hypoxic conditions (764-765, 772, 776)	1	1	-	17.5	26.3	0	43	22	21	24.0	18.9	33.5	55
56 Other causes of neonatal mortality (760-763, 769-771, 773-775, 777-779)	-	-	-	0	0	0	14	3	11	7.8	2.6	17.5	56
57 Symptoms and ill-defined conditions (780-796)	-	-	-	0	0	0	9	5	4	5.0	4.3	6.4	57
58 All other diseases (residual)	-	-	-	0	0	0	118	65	53	65.9	55.9	84.5	58
59 Motor vehicle accidents (E810-E823)	2	-	2	35.1	0	105.3	71	43	28	39.7	37.0	44.7	59
60 All other accidents (E800-E807, E825-E949)	3	1	2	52.6	26.3	105.3	75	35	40	41.9	30.1	63.8	60
61 Suicides (E950-E959)	1	-	1	17.5	0	52.6	16	14	2	8.9	12.0	3.2	61
62 Homicides (E960-E969)	2	-	2	35.1	0	105.3	34	7	27	19.0	6.0	43.1	62
63 Legal intervention (E970-E978)	-	-	-	0	0	0	1	-	1	0.6	0	1.6	63
64 All other external injuries (E980-E999)	1	1	-	17.5	26.3	0	-	-	-	0	0	0	64

* Includes 118 live births occurring in Florence Crittenton Home.

TABLE XIII VITAL STATISTICS, BY COUNTY, BY RACE, GEORGIA, 1970

ITEM	CHATTAHOOCHEE						CHATTOOGA						
	Number			Rate or Ratio*			Number			Rate or Ratio*			
	Total	White	Non-White	Total	White	Non-White	Total	White	Non-White	Total	White	Non-White	
1 Estimated population as of July 1,	8,800	6,400	2,400				20,600	18,500	2,100				1
LIVE BIRTHS													
2 Total	52	37	15	5.9	5.8	6.3	404	357	47	19.6	19.3	22.4	2
3 Delivered in hospital	51	37	14	98.1%	100.0%	93.3%	404	357	47	100.0%	100.0%	100.0%	3
4 Delivered in home by physician	1	-	1	1.9%	0%	6.7%	-	-	-	0%	0%	0%	4
5 Delivered by midwife	-	-	-	0%	0%	0%	-	-	-	0%	0%	0%	5
6 Other deliveries	-	-	-	0%	0%	0%	-	-	-	0%	0%	0%	6
7 Immature births	6	3	3	115.4	81.1	200.0	39	33	6	96.5	92.4	127.7	7
8 Live births to unwed mothers	2	1	1	38.5	27.0	66.7	24	6	18	59.4	16.8	383.0	8
FETAL DEATHS													
9 Total	1	1	-	19.2	27.0	0	8	8	-	19.8	22.4	0	9
10 Under 20 weeks gestation	-	-	-	0	0	0	-	-	-	0	0	0	10
11 20-27 weeks gestation	-	-	-	0	0	0	3	3	-	7.4	8.4	0	11
12 28 weeks and more	1	1	-	19.2	27.0	0	5	5	-	12.4	14.0	0	12
13 Unknown length of gestation	-	-	-	0	0	0	-	-	-	0	0	0	13
DEATHS													
14 Total, all ages	18	12	6	204.5	187.5	250.0	207	173	34	1004.9	935.1	1619.0	14
15 Under 1 year	1	1	-	19.2	27.0	0	12	11	1	29.7	30.8	21.3	15
16 Under 28 days	1	1	-	19.2	27.0	0	9	9	-	22.3	25.2	0	16
17 Deaths from immaturity	1	1	-	19.2	27.0	0	4	4	-	9.9	11.2	0	17
18 1-4 years **	-	-	-	-	-	-	3	1	2	-	-	-	18
19 Maternal deaths	-	-	-	0	0	0	-	-	-	0	0	0	19
CAUSE OF DEATH													
20 Dysentery (004,006,007,009)	-	-	-	0	0	0	1	1	-	4.9	5.4	0	20
21 Tuberculosis, all forms (010-019)	-	-	-	0	0	0	1	1	-	4.9	5.4	0	21
22 Meningococcal infections (036)	-	-	-	0	0	0	-	-	-	0	0	0	22
23 Acute infectious ophthalmitis (062-065)	-	-	-	0	0	0	-	-	-	0	0	0	23
24 Infectious Hepatitis (070)	-	-	-	0	0	0	-	-	-	0	0	0	24
25 Typhus and other rickettsias (080-083)	-	-	-	0	0	0	-	-	-	0	0	0	25
26 Venereal disease (090-099)	-	-	-	0	0	0	-	-	-	0	0	0	26
27 All other diseases classified as infective and parasitic (000-003, 005, 008, 020-035, 037-061, 065-069, 071-079, 084-089, 100-136)	-	-	-	0	0	0	-	-	-	0	0	0	27
28 Malignant neoplasms, including neoplasms of lymphatic and haematopoietic tissues (140-209)	-	-	-	0	0	0	24	20	4	116.5	108.1	190.5	28
29 Benign neoplasms and neoplasms of unspecified nature (210-239)	-	-	-	0	0	0	-	-	-	0	0	0	29
30 Diabetes Mellitus (250)	-	-	-	0	0	0	1	1	-	4.9	5.4	0	30
31 Avitaminoses & other nutritional deficiency (260-269)	-	-	-	0	0	0	-	-	-	0	0	0	31
32 Anemias (280-286)	-	-	-	0	0	0	-	-	-	0	0	0	32
33 Nonmeningococcal meningitis (320)	-	-	-	0	0	0	1	-	1	4.9	0	47.6	33
34 Active rheumatic fever (390-392)	-	-	-	0	0	0	-	-	-	0	0	0	34
35 Chronic rheumatic heart disease (393-398)	-	-	-	0	0	0	3	3	-	14.6	16.2	0	35
36 Hypertensive disease (400-404)	1	-	1	11.4	0	41.7	3	2	1	14.6	10.8	47.6	36
37 Ischaemic heart disease (410-414)	11	7	4	125.0	109.4	166.7	57	50	7	276.7	270.3	333.3	37
38 Other forms of heart disease (420-429)	1	1	-	11.4	15.6	0	13	12	1	63.1	64.9	47.6	38
39 Cerebrovascular disease (430-438)	1	1	-	11.4	15.6	0	36	27	9	174.8	145.9	428.6	39
40 General arteriosclerosis (440)	-	-	-	0	0	0	2	1	1	9.7	5.4	47.6	40
41 Other diseases of arteries, arterioles, & capillaries (441-448)	-	-	-	0	0	0	1	1	-	4.9	5.4	0	41
42 Influenza (470-474)	-	-	-	0	0	0	-	-	-	0	0	0	42
43 Pneumonia (480-486)	2	1	1	22.7	15.6	41.7	10	9	1	48.5	48.6	47.6	43
44 Bronchitis, emphysema and asthma (466, 490-493)	-	-	-	0	0	0	-	-	-	0	0	0	44
45 Other diseases of the respiratory system (460-465, 500-519)	-	-	-	0	0	0	1	1	-	4.9	5.4	0	45
46 Peptic ulcer (531-533)	-	-	-	0	0	0	-	-	-	0	0	0	46
47 Appendicitis (540-543)	-	-	-	0	0	0	-	-	-	0	0	0	47
48 Intestinal obstruction and hernia (550-553, 560)	-	-	-	0	0	0	-	-	-	0	0	0	48
49 Gastritis, duodenitis, enteritis & colitis (535, 561, 563)	-	-	-	0	0	0	-	-	-	0	0	0	49
50 Cirrhosis of liver (571)	-	-	-	0	0	0	2	2	-	9.7	10.8	0	50
51 Nephritis and nephrosis (580-584)	1	1	-	11.4	15.6	0	5	3	2	24.3	16.2	95.2	51
52 Hyperplasia of prostate (600)	-	-	-	0	0	0	-	-	-	0	0	0	52
53 Complications of pregnancy, childbirth and the puerperium (630-678)	-	-	-	0	0	0	-	-	-	0	0	0	53
54 Congenital anomalies (740-759)	-	-	-	0	0	0	4	4	-	19.4	21.6	0	54
55 Birth injuries, difficult labor and other anoxic and hypoxic conditions (764-768, 772, 776)	-	-	-	0	0	0	2	2	-	9.7	10.8	0	55
56 Other causes of neonatal mortality (760-763, 769-771, 773-775, 777-779)	1	1	-	11.4	15.6	0	4	4	-	19.4	21.6	0	56
57 Symptoms and ill-defined conditions (780-796)	-	-	-	0	0	0	7	5	2	34.0	27.0	95.2	57
58 All other diseases (residual)	-	-	-	0	0	0	9	9	-	43.7	48.6	0	58
59 Motor vehicle accidents (E810-E823)	-	-	-	0	0	0	9	5	4	43.7	27.0	190.5	59
60 All other accidents (E800-E807, E825-E949)	-	-	-	0	0	0	5	4	1	24.3	21.6	47.6	60
61 Suicides (E950-E959)	-	-	-	0	0	0	4	4	-	19.4	21.6	0	61
62 Homicides (E960-E969)	-	-	-	0	0	0	2	2	-	9.7	10.8	0	62
63 Legal intervention (E970-E978)	-	-	-	0	0	0	-	-	-	0	0	0	63
64 All other external injuries (E980-E999)	-	-	-	0	0	0	-	-	-	0	0	0	64

TABLE XIII VITAL STATISTICS, BY COUNTY, BY RACE, GEORGIA, 1970

ITEM	CHEROKEE						CLARKE						
	Number			Rate or Ratio*			Number			Rate or Ratio*			
	Total	White	Non-White	Total	White	Non-White	Total	White	Non-White	Total	White	Non-White	
1 Estimated population as of July 1,	31,900	29,900	1,400				64,800	51,600	13,200				1
LIVE BIRTHS													
2 Total	722	690	32	22.6	23.1	22.9	1,253	943	310	19.3	18.3	23.5	2
3 Delivered in hospital	718	688	30	99.4%	99.7%	93.8%	1,250	940	310	99.8%	99.7%	100.0%	3
4 Delivered in home by physician	4	2	2	0.6%	0.3%	6.3%	3	3	-	0.2%	0.3%	0%	4
5 Delivered by midwife	-	-	-	0%	0%	0%	-	-	-	0%	0%	0%	5
6 Other deliveries	-	-	-	0%	0%	0%	-	-	-	0%	0%	0%	6
7 Immature births	43	38	5	59.6	55.1	156.3	117	56	57	90.2	59.4	183.9	7
8 Live births to unwed mothers	13	10	3	18.0	14.5	93.8	96	24	72	76.6	25.5	232.2	8
FETAL DEATHS													
9 Total	19	18	1	26.3	26.1	31.5	28	20	9	22.3	21.2	25.8	9
10 Under 20 weeks gestation	9	9	-	12.5	13.0	0	7	6	1	5.6	6.4	3.2	10
11 20-27 weeks gestation	-	-	-	0	0	0	7	5	2	5.6	5.3	6.5	11
12 28 weeks and more	7	6	1	9.7	8.7	31.3	14	9	5	11.2	9.5	16.1	12
13 Unknown length of gestation	3	3	-	4.2	4.3	0	-	-	-	0	0	0	13
DEATHS													
14 Total, all ages	227	220	7	711.6	735.8	500.0	419	276	143	646.6	534.9	1083.3	14
15 Under 1 year	12	10	2	16.6	14.5	62.5	23	15	8	18.4	15.9	25.8	15
16 Under 28 days	9	7	2	12.5	10.1	62.5	18	12	6	14.4	12.7	19.4	16
17 Deaths from immaturity	-	-	-	0	0	0	4	4	-	3.2	4.2	0	17
18 1-4 years **	3	3	-	-	-	-	1	1	-	-	-	-	18
19 Maternal deaths	1	1	-	13.9	14.5	0	2	-	2	16.0	0	64.5	19
CAUSE OF DEATH													
20 Dysentery (004,006,007,009)	2	2	-	6.3	6.7	0	-	-	-	0	0	0	20
21 Tuberculosis, all forms (010-019)	-	-	-	0	0	0	-	-	-	0	0	0	21
22 Meningococcal infections (036)	-	-	-	0	0	0	-	-	-	0	0	0	22
23 Acute infectious encephalitis (062-065)	-	-	-	0	0	0	-	-	-	0	0	0	23
24 Infectious Hepatitis (070)	-	-	-	0	0	0	-	-	-	0	0	0	24
25 Typhus and other rickettsiosis (080-083)	-	-	-	0	0	0	-	-	-	0	0	0	25
26 Venereal disease (090-099)	-	-	-	0	0	0	1	-	1	1.5	0	7.6	26
27 All other diseases classified as infective and parasitic (000-003, 005, 008, 020-035, 037-061, 066-069, 071-079, 084-089, 100-136)	1	1	-	3.1	3.3	0	-	-	-	0	0	0	27
28 Malignant neoplasms, including neoplasms of lymphatic and haematopoietic tissues (140-209)	36	38	-	119.1	127.1	0	59	40	19	91.0	77.5	143.5	28
29 Benign neoplasms and neoplasms of unspecified nature (210-239)	-	-	-	0	0	0	-	-	-	0	0	0	29
30 Diabetes Mellitus (250)	2	2	-	6.3	6.7	0	8	7	1	12.3	13.6	7.6	30
31 Avitaminoses & other nutritional deficiency (260-269)	1	1	-	3.1	3.3	0	1	1	-	1.5	1.9	0	31
32 Anomias (280-285)	-	-	-	0	0	0	-	-	-	0	0	0	32
33 Nonmeningococcal meningitis (320)	1	1	-	3.1	3.3	0	2	1	1	3.1	1.9	7.6	33
34 Active rheumatic fever (390-392)	-	-	-	0	0	0	-	-	-	0	0	0	34
35 Chronic rheumatic heart disease (393-398)	1	1	-	3.1	3.3	0	1	-	1	1.5	0	7.5	35
36 Hypertensive disease (400-404)	-	-	-	0	0	0	6	4	2	9.3	7.6	15.2	36
37 Ischaemic heart disease (410-414)	56	55	1	175.5	183.9	71.4	114	78	36	175.9	151.2	272.7	37
38 Other forms of heart disease (420-429)	5	5	-	15.7	16.7	0	8	3	5	12.3	5.8	27.9	38
39 Cerebrovascular disease (430-438)	37	35	2	116.0	117.1	142.9	59	43	16	91.0	83.3	121.2	39
40 General arteriosclerosis (440)	5	5	-	15.7	16.7	0	2	2	-	3.1	3.9	0	40
41 Other diseases of arteries, arterioles, & capillaries (441-448)	2	1	1	6.3	3.3	71.4	8	6	2	12.3	11.6	15.2	41
42 Influenza (470-474)	-	-	-	0	0	0	-	-	-	0	0	0	42
43 Pneumonia (480-486)	10	10	-	31.3	33.4	0	14	7	7	21.6	13.6	53.0	43
44 Bronchitis, emphysema and asthma (466, 490-493)	3	3	-	9.4	10.0	0	7	6	1	10.8	11.6	7.6	44
45 Other diseases of the respiratory system (460-465, 500-519)	2	2	-	6.3	6.7	0	2	1	1	3.1	1.9	7.6	45
46 Peptic ulcer (521-533)	2	2	-	6.3	6.7	0	2	2	-	3.1	3.9	0	46
47 Appendicitis (540-543)	-	-	-	0	0	0	1	-	1	1.5	0	7.6	47
48 Intestinal obstruction and hernia (550-553, 560)	1	1	-	3.1	3.3	0	0	-	-	0	0	0	48
49 Gastritis, duodenitis, enteritis & colitis (535, 561, 563)	-	-	-	0	0	0	-	-	-	0	0	0	49
50 Cirrhosis of liver (571)	3	3	-	9.4	10.0	0	4	3	1	6.2	5.8	7.6	50
51 Nephritis and nephrosis (580-584)	1	1	-	3.1	3.3	0	-	-	-	0	0	0	51
52 Hyperplasia of prostate (600)	-	-	-	0	0	0	-	-	-	0	0	0	52
53 Complications of pregnancy, childbirth and the puerperium (630-678)	1	1	-	3.1	3.3	0	2	-	2	3.1	0	15.2	53
54 Congenital anomalies (740-759)	1	1	-	3.1	3.3	0	2	1	1	3.1	1.9	7.6	54
55 Birth injuries, difficult labor and other anoxic and hypoxic conditions (764-768, 772, 776)	3	1	2	9.4	3.3	142.9	5	5	-	7.7	9.7	0	55
56 Other causes of neonatal mortality (760-763, 769-771, 773-775, 777-779)	3	3	-	9.4	10.0	0	9	5	4	13.9	9.7	30.3	56
57 Symptoms and ill-defined conditions (780-796)	4	4	-	12.5	13.4	0	27	13	14	41.7	25.2	106.1	57
58 All other diseases (residual)	10	10	-	31.3	33.4	0	28	20	8	43.2	38.8	63.6	58
59 Motor vehicle accidents (E810-E823)	11	11	-	34.5	36.8	0	18	10	8	27.8	19.4	60.6	59
60 All other accidents (E800-E807, E825-E949)	10	10	-	31.3	33.4	0	15	11	4	23.1	21.3	30.3	60
61 Suicides (E950-E959)	8	8	-	25.1	26.8	0	5	5	-	7.7	9.7	0	61
62 Homicides (E960-E969)	3	2	1	9.4	6.7	71.4	9	7	7	13.9	3.9	53.0	62
63 Legal intervention (E970-E978)	-	-	-	0	0	0	-	-	-	0	0	0	63
64 All other external injuries (E980-E999)	-	-	-	0	0	0	-	-	-	0	0	0	64

TABLE XIII VITAL STATISTICS, BY COUNTY, BY RACE, GEORGIA, 1970

ITEM	CLAY						CLAYTON						
	Number			Rate or Ratio*			Number			Rate or Ratio*			
	Total	White	Non-White	Total	White	Non-White	Total	White	Non-White	Total	White	Non-White	
1 Estimated population as of July 1,	3,600	1,400	2,200				99,700	94,900	4,800				1
LIVE BIRTHS													
2 Total	74	27	47	20.6	19.3	21.4	2,456	2,338	118	24.6	24.6	24.6	2
3 Delivered in hospital	68	26	42	91.9%	96.3%	89.4%	2,452	2,334	118	99.8%	99.8%	100.0%	3
4 Delivered in home by physician	2	1	1	2.7%	3.7%	2.1%	3	3	-	0.1%	0.1%	0%	4
5 Delivered by midwife	4	-	4	5.4%	0%	8.5%	1	1	-	0.0%	0.0%	0%	5
6 Other deliveries	-	-	-	0%	0%	0%	-	-	-	0%	0%	0%	6
7 Immature births	6	1	5	81.1	37.0	106.4	202	182	20	82.2	77.6	169.5	7
8 Live births to unwed mothers	17	-	17	229.7	0	361.7	88	57	31	35.8	24.4	262.7	8
FETAL DEATHS													
9 Total	2	-	2	27.0	0	42.6	116	113	3	47.2	48.3	25.4	9
10 Under 20 weeks gestation	-	-	-	0	0	0	85	85	-	34.6	36.4	0	10
11 20-27 weeks gestation	-	-	-	0	0	0	11	10	1	4.5	4.3	6.5	11
12 28 weeks and more	1	-	1	13.5	0	21.3	19	17	2	7.7	7.3	16.9	12
13 Unknown length of gestation	1	-	1	13.5	0	21.3	1	1	-	0.4	0.4	0	13
DEATHS													
14 Total, all ages	49	21	28	1361.1	1500.0	1272.7	499	457	42	500.5	481.6	875.0	14
15 Under 1 year	3	-	3	40.5	0	63.8	50	45	5	20.4	19.2	42.4	15
16 Under 28 days	1	-	1	13.5	0	21.3	36	34	2	14.7	14.5	16.9	16
17 Deaths from immaturity	-	-	-	0	0	0	5	5	-	2.0	2.1	0	17
18 1-4 years **	1	-	1	-	-	-	12	11	1	-	-	-	18
19 Maternal deaths	-	-	-	0	0	0	4	4	-	16.3	17.1	0	19
CAUSE OF DEATH													
20 Dysentery (004,006,007,009)	-	-	-	0	0	0	1	1	-	1.0	1.1	0	20
21 Tuberculosis, all forms (010-019)	-	-	-	0	0	0	-	-	-	0	0	0	21
22 Meningococcal infections (036)	-	-	-	0	0	0	1	1	-	1.0	1.1	0	22
23 Acute infectious encephalitis (062-065)	-	-	-	0	0	0	1	1	-	1.0	1.1	0	23
24 Infectious Hepatitis (070)	-	-	-	0	0	0	1	1	-	1.0	1.1	0	24
25 Typhus and other rickettsioses (080-083)	-	-	-	0	0	0	-	-	-	0	0	0	25
26 Venereal disease (090-099)	-	-	-	0	0	0	-	-	-	0	0	0	26
27 All other diseases classified as infective and parasitic (000-003, 005, 008, 020-035, 037-061, 066-069, 071-079, 084-089, 100-136)	-	-	-	0	0	0	1	1	-	1.0	1.1	0	27
28 Malignant neoplasms, including neoplasms of lymphatic and haematopoietic tissues (140-209)	6	1	5	166.7	71.4	227.3	66	61	5	66.2	64.3	104.2	28
29 Benign neoplasms and neoplasms of unspecified nature (210-239)	-	-	-	0	0	0	-	-	-	0	0	0	29
30 Diabetes Mellitus (250)	-	-	-	0	0	0	9	7	2	9.0	7.4	41.7	30
31 Avitaminoses & other nutritional deficiency (260-269)	-	-	-	0	0	0	-	-	-	0	0	0	31
32 Anemias (280-285)	-	-	-	0	0	0	1	1	-	1.0	1.1	0	32
33 Nonmeningococcal meningitis (320)	1	-	1	27.8	0	45.5	3	2	1	3.0	2.1	20.8	33
34 Active rheumatic fever (390-392)	-	-	-	0	0	0	-	-	-	0	0	0	34
35 Chronic rheumatic heart disease (393-398)	-	-	-	0	0	0	2	2	-	2.0	2.1	0	35
36 Hypertensive disease (400-404)	1	1	-	27.8	71.4	0	1	1	-	1.0	1.1	0	36
37 Ischaemic heart disease (410-414)	10	6	4	277.8	428.6	181.8	155	143	12	155.5	150.7	250.0	37
38 Other forms of heart disease (420-429)	-	-	-	0	0	0	9	6	3	9.0	6.3	62.5	38
39 Cerebrovascular disease (430-438)	12	6	6	333.3	428.6	272.7	56	50	6	56.2	52.7	125.0	39
40 General arteriosclerosis (440)	1	1	-	27.8	71.4	0	3	3	-	3.0	3.2	0	40
41 Other diseases of arteries, arterioles, & capillaries (441-448)	-	-	-	0	0	0	7	7	-	7.0	7.4	0	41
42 Influenza (470-474)	-	-	-	0	0	0	1	1	-	1.0	1.1	0	42
43 Pneumonia (480-486)	2	-	2	55.6	0	90.9	20	17	3	20.1	17.9	62.5	43
44 Bronchitis, emphysema and asthma (466, 490-493)	1	1	-	27.8	71.4	0	9	9	-	9.0	9.5	0	44
45 Other diseases of the respiratory system (460-465, 500-519)	-	-	-	0	0	0	3	3	-	3.0	3.2	0	45
46 Peptic ulcer (531-533)	-	-	-	0	0	0	-	-	-	0	0	0	46
47 Appendicitis (540-543)	-	-	-	0	0	0	-	-	-	0	0	0	47
48 Intestinal obstruction and hernia (550-553, 560)	-	-	-	0	0	0	1	1	-	1.0	1.1	0	48
49 Gastritis, duodenitis, enteritis & colitis (535, 561, 563)	-	-	-	0	0	0	-	-	-	0	0	0	49
50 Cirrhosis of liver (571)	-	-	-	0	0	0	6	6	-	6.0	6.3	0	50
51 Nephritis and nephrosis (580-584)	-	-	-	0	0	0	1	-	1	1.0	0	20.8	51
52 Hyperplasia of prostate (600)	-	-	-	0	0	0	-	-	-	0	0	0	52
53 Complications of pregnancy, childbirth and the puerperium (630-678)	-	-	-	0	0	0	4	4	-	4.0	4.2	0	53
54 Congenital anomalies (740-759)	1	-	1	27.8	0	45.5	15	15	-	15.0	15.8	0	54
55 Birth injuries, difficult labor and other anoxic and hypoxic conditions (764-768, 772, 776)	-	-	-	0	0	0	12	11	1	12.0	11.6	20.8	55
56 Other causes of neonatal mortality (760-763, 769-771, 773-775, 777-779)	-	-	-	0	0	0	11	10	1	11.0	10.5	20.8	56
57 Symptoms and ill-defined conditions (780-796)	-	-	-	0	0	0	2	2	-	2.0	2.1	0	57
58 All other diseases (residual)	3	-	3	83.3	0	136.4	27	26	1	27.1	27.4	20.8	58
59 Motor vehicle accidents (E810-E823)	5	3	2	138.9	214.3	90.9	37	36	1	37.1	37.9	20.8	59
60 All other accidents (E800-E807, E825-E949)	5	2	3	138.9	142.9	136.4	19	15	4	19.1	15.8	83.3	60
61 Suicides (E950-E959)	-	-	-	0	0	0	8	7	1	8.0	7.4	20.8	61
62 Homicides (E960-E969)	-	-	-	0	0	0	4	4	-	4.0	4.2	0	62
63 Legal intervention (E970-E978)	-	-	-	0	0	0	2	2	-	2.0	2.1	0	63
64 All other external injuries (E980-E999)	1	-	1	27.8	0	45.5	-	-	-	0	0	0	64

TABLE XIII VITAL STATISTICS, BY COUNTY, BY RACE, GEORGIA, 1970

ITEM	CLINCH						COBB					
	Number			Rate or Ratio*			Number			Rate or Ratio*		
	Total	White	Non-White	Total	White	Non-White	Total	White	Non-White	Total	White	Non-White
1 Estimated population as of July 1,	6,400	4,400	2,000				197,000	88,600	8,400			
LIVE BIRTHS												
2 Total	135	83	52	21.1	18.9	26.0	4,428	4,208	220	22.5	22.3	26.2
3 Delivered in hospital	135	83	52	100.0%	100.0%	100.0%	4,420	4,200	220	99.8%	99.8%	100.0%
4 Delivered in home by physician	-	-	-	0%	0%	0%	3	3	-	0.1%	0.1%	0%
5 Delivered by midwife	-	-	-	0%	0%	0%	4	4	-	0.1%	0.1%	0%
6 Other deliveries	-	-	-	0%	0%	0%	1	1	-	0.0%	0.0%	0%
7 Immature births	14	5	9	103.7	60.2	173.1	356	328	28	80.4	77.9	127.3
8 Live births to unwed mothers	16	2	14	118.5	24.1	269.2	162	109	53	36.6	25.9	240.9
FETAL DEATHS												
9 Total	8	2	6	59.3	24.1	115.4	139	130	9	31.4	30.9	40.9
10 Under 20 weeks gestation	2	1	1	14.6	12.0	19.2	53	61	2	14.2	14.5	9.1
11 20-27 weeks gestation	1	-	1	7.4	0	19.2	14	14	-	3.2	3.3	0
12 28 weeks and more	5	1	4	37.0	12.0	76.9	26	24	2	5.9	5.7	9.1
13 Unknown length of gestation	-	-	-	0	0	0	36	31	5	8.1	7.4	22.7
DEATHS												
14 Total, all ages	61	42	19	953.1	954.5	950.0	1,068	982	86	542.1	520.7	1023.8
15 Under 1 year	4	1	3	29.6	12.0	57.7	81	75	6	18.3	17.8	27.3
16 Under 28 days	3	1	2	22.2	12.0	38.5	61	59	2	13.8	14.0	9.1
17 Deaths from immaturity	-	-	-	0	0	0	6	6	-	1.4	1.4	0
18 1-4 years **	1	-	1	0	0	0	11	10	1	0	0	0
19 Maternal deaths	-	-	-	0	0	0	-	-	-	0	0	0
CAUSE OF DEATH												
20 Dysentery (004,006,007,009)	2	-	2	31.3	0	100.0	1	1	-	0.5	0.5	0
21 Tuberculosis, all forms (010-015)	-	-	-	0	0	0	2	2	-	1.0	1.1	0
22 Meningococcal infections (036)	-	-	-	0	0	0	1	1	-	0.5	0.5	0
23 Acute infectious encephalitis (062-065)	-	-	-	0	0	0	-	-	-	0	0	0
24 Infectious hepatitis (070)	-	-	-	0	0	0	2	2	-	1.0	1.1	0
25 Typhus and other rickettsioses (080-083)	-	-	-	0	0	0	-	-	-	0	0	0
26 Venereal disease (090-099)	-	-	-	0	0	0	2	-	2	1.0	0	23.8
27 All other diseases classified as Infective and parasitic (000-003, 005, 008, 020-035, 037-061, 066-069, 071-079, 084-089, 100-136)	-	-	-	0	0	0	3	3	-	1.5	1.6	0
28 Malignant neoplasms, including neoplasms of lymphatic and hematopoietic tissues (140-209)	5	4	1	78.1	90.9	50.0	170	162	8	86.3	85.9	95.2
29 Benign neoplasms and neoplasms of unspecified nature (210-239)	-	-	-	0	0	0	1	1	-	0.5	0.5	0
30 Diabetes Mellitus (250)	1	1	-	15.6	22.7	0	23	21	2	11.7	11.1	23.8
31 Avitaminoses & other nutritional deficiency (260-269)	-	-	-	0	0	0	-	-	-	0	0	0
32 Anemias (280-285)	-	-	-	0	0	0	1	1	-	0.5	0.5	0
33 Nonmeningococcal meningitis (320)	-	-	-	0	0	0	1	1	-	0.5	0.5	0
34 Active rheumatic fever (390-392)	-	-	-	0	0	0	-	-	-	0	0	0
35 Chronic rheumatic heart disease (393-398)	1	1	-	15.6	22.7	0	8	7	1	4.1	3.7	11.9
36 Hypertensive disease (400-404)	-	-	-	0	0	0	12	11	1	6.1	5.8	11.9
37 Ischaemic heart disease (410-414)	17	14	3	265.6	318.2	150.0	320	302	18	162.4	160.1	214.3
38 Other forms of heart disease (420-429)	3	2	1	46.9	45.5	50.0	14	9	5	7.1	4.8	59.5
39 Cardiovascular disease (430-438)	7	3	4	109.4	68.2	200.0	107	97	10	54.3	51.4	119.0
40 General arteriosclerosis (440)	-	-	-	0	0	0	8	7	1	4.1	3.7	11.9
41 Other diseases of arteries, arterioles, & capillaries (441-448)	1	1	-	15.6	22.7	0	12	12	-	6.1	6.4	0
42 Influenza (470-474)	-	-	-	0	0	0	3	3	-	1.5	1.6	0
43 Pneumonia (480-486)	8	5	3	125.0	113.6	150.0	28	25	3	14.2	13.3	35.7
44 Bronchitis, emphysema and asthma (466, 490-493)	-	-	-	0	0	0	14	13	1	7.1	6.9	11.9
45 Other diseases of the respiratory system (460-465, 500-519)	1	1	-	15.6	22.7	0	8	6	2	4.1	3.2	23.8
46 Peptic ulcer (531-533)	-	-	-	0	0	0	8	8	-	4.1	4.2	0
47 Appendicitis (540-543)	1	-	1	15.6	0	50.0	-	-	-	0	0	0
48 Intestinal obstruction and hernia (550-553, 560)	1	1	-	15.6	22.7	0	4	2	2	2.0	1.1	23.8
49 Gastritis, duodenitis, enteritis & colitis (535, 561, 563)	-	-	-	0	0	0	-	-	-	0	0	0
50 Cirrhosis of liver (571)	-	-	-	0	0	0	16	13	3	8.1	6.9	35.7
51 Nephritis and nephrosis (580-584)	1	1	-	15.6	22.7	0	5	5	-	2.5	2.7	0
52 Hyperplasia of prostate (600)	-	-	-	0	0	0	-	-	-	0	0	0
53 Complications of pregnancy, childbirth and the puerperium (630-678)	-	-	-	0	0	0	-	-	-	0	0	0
54 Congenital anomalies (740-759)	-	-	-	0	0	0	18	18	-	9.1	9.5	0
55 Birth injuries, difficult labor and other anoxic and hypoxic conditions: (764-768, 772, 776)	1	-	1	15.6	0	50.0	30	28	2	15.2	14.8	23.8
56 Other causes of neonatal mortality (760-763, 769-771, 773-775, 777-779)	-	-	-	0	0	0	23	23	-	11.7	12.2	0
57 Symptoms and ill-defined conditions (780-796)	-	-	-	0	0	0	16	13	3	8.1	6.9	35.7
58 All other diseases (residual)	4	3	1	62.5	68.2	50.0	62	53	9	31.5	28.1	107.1
59 Motor vehicle accidents (E810-E823)	2	2	-	31.3	45.5	0	56	54	2	28.4	28.6	23.8
60 All other accidents (E800-E807, E825-E949)	2	1	1	31.3	22.7	50.0	43	37	6	21.8	19.6	71.4
61 Suicides (E950-E959)	-	-	-	0	0	0	26	26	-	13.2	13.8	0
62 Homicides (E960-E-969)	3	2	1	46.0	45.5	50.0	20	15	5	10.2	8.0	59.5
63 Legal intervention (E970-E978)	-	-	-	0	0	0	-	-	-	0	0	0
64 All other external injuries (E980-E995)	-	-	-	0	0	0	-	-	-	0	0	0

TABLE XIII VITAL STATISTICS, BY COUNTY, BY RACE, GEORGIA, 1970

ITEM	COFFEE						COLQUITT						
	Number			Rate or Ratio*			Number			Rate or Ratio*			
	Total	White	Non-White	Total	White	Non-White	Total	White	Non-White	Total	White	Non-White	
1 Estimated population as of July 1,	22,800	16,900	5,900				32,000	24,500	7,500				1
LIVE BIRTHS													
2 Total	480	307	173	21.1	18.2	29.3	619	367	252	19.3	15.0	33.6	2
3 Delivered in hospital	477	307	170	99.4%	100.0%	98.3%	444	354	90	71.7%	96.5%	35.7%	3
4 Delivered in home by physician	1	-	1	0.2%	0%	0.6%	3	1	2	0.5%	0.3%	0.8%	4
5 Delivered by midwife	2	-	2	0.4%	0%	1.2%	171	12	159	27.6%	3.3%	63.1%	5
6 Other deliveries	-	-	-	0%	0%	0%	1	-	1	0.2%	0%	0.4%	6
7 Immature births	51	28	23	106.3	91.2	132.9	48	15	33	77.5	40.9	131.0	7
8 Live births to unwed mothers	63	7	56	131.3	22.8	323.7	84	12	72	135.7	32.7	285.7	8
FETAL DEATHS													
9 Total	17	15	2	35.4	48.9	11.6	25	13	12	40.4	35.4	47.6	9
10 Under 20 weeks gestation	6	6	-	12.5	19.5	0	13	8	5	21.0	21.8	19.8	10
11 20-27 weeks gestation	3	2	1	6.3	6.5	5.8	2	-	2	3.2	0	7.9	11
12 28 weeks and more	8	7	1	16.7	22.8	5.8	6	2	4	9.7	5.4	15.9	12
13 Unknown length of gestation	-	-	-	0	0	0	4	3	1	6.5	8.2	4.0	13
DEATHS													
14 Total, all ages	253	190	63	1109.6	1124.3	1067.8	353	256	97	1103.1	1044.9	1293.3	14
15 Under 1 year	15	8	7	31.3	26.1	40.5	21	2	19	33.9	5.4	75.4	15
16 Under 28 days	10	8	2	20.8	26.1	11.6	17	2	15	27.5	5.4	59.5	16
17 Deaths from immaturity	2	2	-	4.2	6.5	0	-	-	-	0	0	0	17
18 1-4 years **	2	2	-	-	-	-	4	1	3	-	0	0	18
19 Maternal deaths	1	1	-	20.8	32.6	0	-	-	-	0	0	0	19
CAUSE OF DEATH													
20 Dysentery (004,006,007,009)	2	1	1	8.8	5.9	16.9	-	-	-	0	0	0	20
21 Tuberculosis, all forms (010-019)	1	-	1	4.4	0	16.9	1	1	-	3.1	4.1	0	21
22 Meningococcal infections (036)	-	-	-	0	0	0	-	-	-	0	0	0	22
23 Acute infectious encephalitis (062-065)	-	-	-	0	0	0	-	-	-	0	0	0	23
24 Infectious Hepatitis (070)	-	-	-	0	0	0	-	-	-	0	0	0	24
25 Typhus and other rickettsioses (080-083)	-	-	-	0	0	0	-	-	-	0	0	0	25
26 Venereal disease (090-099)	-	-	-	0	0	0	-	-	-	0	0	0	26
27 All other diseases classified as infective and parasitic (000-003, 005, 008, 020-035, 037-061, 066-069, 071-079, 084-089, 100-136)	1	1	-	4.4	5.9	0	3	1	2	9.4	4.1	26.7	27
28 Malignant neoplasms, including neoplasms of lymphatic and haematopoietic tissues (140-209)	26	19	7	114.0	112.4	118.6	50	39	11	156.3	159.2	146.7	28
29 Benign neoplasms and neoplasms of unspecified nature (210-239)	-	-	-	0	0	0	-	-	-	0	0	0	29
30 Diabetes Mellitus (250)	4	1	3	17.5	5.9	50.8	11	8	2	34.4	32.7	40.0	30
31 Avitaminosis & other nutritional deficiency (260-269)	-	-	-	0	0	0	1	-	1	3.1	0	13.3	31
32 Anemias (280-285)	1	1	-	4.4	5.9	0	1	-	1	3.1	0	13.3	32
33 Nonmeningococcal meningitis (320)	-	-	-	0	0	0	-	-	-	0	0	0	33
34 Active rheumatic fever (390-392)	-	-	-	0	0	0	-	-	-	0	0	0	34
35 Chronic rheumatic heart disease (393-398)	-	-	-	0	0	0	2	1	1	6.3	4.1	13.3	35
36 Hypertensive disease (400-404)	1	1	-	4.4	5.9	0	16	11	5	50.0	44.9	66.7	36
37 Ischaemic heart disease (410-414)	101	81	20	443.0	479.3	339.0	78	69	9	243.8	281.6	120.0	37
38 Other forms of heart disease (420-429)	5	5	-	21.9	29.6	0	17	14	3	53.1	57.1	40.0	38
39 Cardiovascular disease (430-438)	43	27	16	188.6	159.8	271.2	46	29	17	143.8	118.4	226.7	39
40 General arteriosclerosis (440)	-	-	-	0	0	0	8	7	1	25.0	28.6	13.3	40
41 Other diseases of arteries, arterioles, & capillaries (441-448)	-	-	-	0	0	0	5	3	2	15.6	12.2	26.7	41
42 Influenza (470-474)	-	-	-	0	0	0	3	2	1	9.4	8.2	13.3	42
43 Pneumonia (480-486)	12	8	4	52.6	47.3	67.8	13	8	5	40.6	32.7	66.7	43
44 Bronchitis, emphysema and asthma (466, 490-493)	3	3	-	13.2	17.8	0	7	6	1	21.9	24.5	13.3	44
45 Other diseases of the respiratory system (460-465, 500-519)	-	-	-	0	0	0	7	5	2	21.9	20.4	26.7	45
46 Peptic ulcer (531-533)	3	2	1	13.2	11.8	16.9	3	2	1	9.4	8.2	13.3	46
47 Appendicitis (540-543)	-	-	-	0	0	0	-	-	-	0	0	0	47
48 Intestinal obstruction and hernia (550-553, 560)	2	2	-	8.8	11.8	0	1	1	-	3.1	4.1	0	48
49 Gastritis, duodenitis, enteritis & colitis (535, 561, 563)	-	-	-	0	0	0	-	-	-	0	0	0	49
50 Cirrhosis of liver (571)	2	2	-	8.8	11.8	0	3	3	-	9.4	12.2	0	50
51 Nephritis and nephrosis (580-584)	3	2	1	13.2	11.8	16.9	-	-	-	0	0	0	51
52 Hyperplasia of prostate (600)	1	1	-	4.4	5.9	0	1	1	-	3.1	4.1	0	52
53 Complications of pregnancy, childbirth and the puerperium (630-678)	1	1	-	4.4	5.9	0	-	-	-	0	0	0	53
54 Congenital anomalies (740-759)	1	-	1	4.4	0	16.9	1	-	1	3.1	0	13.3	54
55 Birth injuries, difficult labor and other anoxic and hypoxic conditions (764-768, 772, 776)	5	4	1	21.9	23.7	16.9	6	2	4	18.8	8.2	53.3	55
56 Other causes of neonatal mortality (760-763, 769-771, 773-775, 777-779)	2	2	-	8.8	11.8	0	3	-	3	9.4	0	40.0	56
57 Symptoms and ill-defined conditions (780-796)	1	-	1	4.4	0	16.9	4	-	4	12.5	0	53.3	57
58 All other diseases (residual)	8	7	1	35.2	41.4	16.9	15	14	1	46.9	57.1	13.3	58
59 Motor vehicle accidents (E810-E823)	6	6	-	26.3	35.5	0	17	12	5	53.1	49.0	66.7	59
60 All other accidents (E800-E807, E825-E949)	7	5	2	30.7	29.6	33.9	20	13	7	62.5	53.1	93.3	60
61 Suicides (E950-E959)	5	5	-	21.9	29.6	0	4	4	-	12.5	16.3	0	61
62 Homicides (E960-E969)	6	3	3	26.3	17.8	50.8	5	5	5	15.6	0	66.7	62
63 Legal intervention (E970-E978)	-	-	-	0	0	0	1	-	1	3.1	0	13.3	63
64 All other external injuries (E980-E999)	-	-	-	0	0	0	-	-	-	0	0	0	64

TABLE XIII VITAL STATISTICS, BY COUNTY, BY RACE, GEORGIA, 1970

ITEM	COLUMBIA						COOK					
	Number			Rate or Ratio*			Number			Rate or Ratio*		
	Total	White	Non-White	Total	White	Non-White	Total	White	Non-White	Total	White	Non-White
1 Estimated population as of July 1,	21,800	16,900	4,900				12,100	8,300	3,800			
LIVE BIRTHS												
2 Total	596	466	130	27.3	27.6	26.5	320	187	133	26.4	22.5	35.0
3 Delivered in hospital	592	465	127	99.3%	99.8%	97.7%	315	186	129	98.4%	99.5%	97.0%
4 Delivered in home by physician	4	1	3	0.7%	0.2%	2.3%	-	-	-	0%	0%	0%
5 Delivered by midwife	-	-	-	0%	0%	0%	5	1	4	1.0%	0.5%	3.0%
6 Other deliveries	-	-	-	0%	0%	0%	-	-	-	0%	0%	0%
7 Immature births	51	34	17	85.6	73.0	130.8	25	8	17	78.1	42.8	127.8
8 Live births to unwed mothers	32	8	24	53.7	17.2	184.6	34	7	27	106.3	37.4	203.0
FETAL DEATHS												
9 Total	35	31	4	58.7	66.5	30.8	5	1	4	15.6	5.3	30.1
10 Under 20 weeks gestation	20	18	2	33.6	38.6	15.4	-	-	-	0	0	0
11 20-27 weeks gestation	5	4	1	8.4	8.6	7.7	4	1	3	12.5	5.3	22.6
12 28 weeks and more	6	5	1	10.1	10.7	7.7	1	-	1	3.1	0	7.5
13 Unknown length of gestation	4	4	-	6.7	8.6	0	-	-	-	0	0	0
DEATHS												
14 Total, all ages	125	79	46	573.4	467.5	938.8	142	93	49	1173.6	1120.5	1289.5
15 Under 1 year	12	6	6	20.1	12.9	46.2	7	1	6	21.9	5.3	45.1
16 Under 28 days	9	5	4	15.1	10.7	30.8	2	-	2	6.3	0	15.0
17 Deaths from immaturity	2	1	1	3.4	2.1	7.7	-	-	-	0	0	0
18 1-4 years **	1	-	1	0	0	0	-	-	-	0	0	0
19 Maternal deaths	-	-	-	0	0	0	-	-	-	0	0	0
CAUSE OF DEATH												
20 Dysentery (004,006,007,009)	-	-	-	0	0	0	-	-	-	0	0	0
21 Tuberculosis, all forms (010-019)	-	-	-	0	0	0	-	-	-	0	0	0
22 Meningococcal infections (036)	-	-	-	0	0	0	-	-	-	0	0	0
23 Acute infectious encephalitis (062-065)	-	-	-	0	0	0	-	-	-	0	0	0
24 Infectious Hepatitis (070)	-	-	-	0	0	0	-	-	-	0	0	0
25 Typhus and other rickettsioses (080-083)	-	-	-	0	0	0	-	-	-	0	0	0
26 Venereal disease (090-099)	-	-	-	0	0	0	-	-	-	0	0	0
27 All other diseases classified as infective and parasitic (000-003, 005, 008, 020-035, 037-061, 066-069, 071-079, 084-089, 100-136)	1	-	1	4.6	0	20.4	1	1	-	8.3	12.0	0
28 Malignant neoplasms, including neoplasms of lymphatic and haematopoietic tissues (140-209)	22	14	8	100.9	82.8	163.3	19	15	4	157.0	180.7	105.3
29 Benign neoplasms and neoplasms of unspecified nature (210-239)	-	-	-	0	0	0	-	-	-	0	0	0
30 Diabetes Mellitus (250)	2	-	2	9.2	0	40.8	2	2	-	16.5	24.1	0
31 Avitaminoses & other nutritional deficiency (260-269)	-	-	-	0	0	0	-	-	-	0	0	0
32 Anemias (280-285)	1	-	1	4.6	0	20.4	-	-	-	0	0	0
33 Nonmeningococcal meningitis (320)	-	-	-	0	0	0	-	-	-	0	0	0
34 Active rheumatic fever (390-392)	-	-	-	0	0	0	-	-	-	0	0	0
35 Chronic rheumatic heart disease (393-398)	2	2	-	9.2	11.8	0	-	-	-	0	0	0
36 Hypertensive disease (400-404)	1	-	1	4.6	0	20.4	4	3	1	33.1	36.1	26.3
37 Ischaemic heart disease (410-414)	31	22	9	142.2	130.2	183.7	34	23	11	281.0	277.1	289.5
38 Other forms of heart disease (420-429)	-	-	-	0	0	0	10	9	1	82.6	108.4	26.3
39 Cerebrovascular disease (430-438)	14	9	5	64.2	53.3	102.0	19	9	10	157.0	108.4	263.2
40 General arteriosclerosis (440)	2	1	1	9.2	5.9	20.4	7	5	2	57.9	60.2	52.6
41 Other diseases of arteries, arterioles, & capillaries (441-448)	1	1	-	4.6	5.9	0	4	3	1	33.1	36.1	26.3
42 Influenza (470-474)	-	-	-	0	0	0	-	-	-	0	0	0
43 Pneumonia (480-486)	7	4	3	32.1	23.7	61.2	3	1	2	24.8	12.0	52.6
44 Bronchitis, emphysema and asthma (465, 490-493)	2	2	-	9.2	11.8	0	2	1	1	16.5	12.0	26.3
45 Other diseases of the respiratory system (460-465, 500-519)	-	-	-	0	0	0	-	-	-	0	0	0
46 Peptic ulcer (531-533)	1	-	1	4.6	0	20.4	-	-	-	0	0	0
47 Appendicitis (540-543)	1	1	-	4.6	5.9	0	-	-	-	0	0	0
48 Intestinal obstruction and hernia (550-553, 560)	-	-	-	0	0	0	-	-	-	0	0	0
49 Gastritis, duodenitis, enteritis & colitis (535, 561, 563)	-	-	-	0	0	0	-	-	-	0	0	0
50 Cirrhosis of liver (571)	1	1	-	4.6	5.9	0	1	1	-	8.3	12.0	0
51 Nephritis and nephrosis (580-584)	1	1	-	4.6	5.9	0	-	-	-	0	0	0
52 Hyperplasia of prostate (600)	-	-	-	0	0	0	-	-	-	0	0	0
53 Complications of pregnancy, childbirth and the puerperium (630-679)	-	-	-	0	0	0	-	-	-	0	0	0
54 Congenital anomalies (740-759)	3	2	1	13.8	11.8	20.4	2	-	2	16.5	0	52.6
55 Birth injuries, difficult labor and other anoxic and hypoxic conditions (764-768, 772, 776)	3	2	1	13.8	11.8	20.4	-	-	-	0	0	0
56 Other causes of neonatal mortality (760-763, 769-771, 773-775, 777-779)	3	1	2	13.8	5.9	40.8	1	-	1	8.3	0	26.3
57 Symptoms and ill-defined conditions (780-796)	2	-	2	9.2	0	40.8	3	-	3	24.8	0	79.9
58 All other diseases (residual)	7	4	3	32.1	23.7	61.2	10	9	1	82.6	108.4	26.3
59 Motor vehicle accidents (E810-E823)	9	6	3	41.3	35.5	61.2	3	1	2	24.8	12.0	52.6
60 All other accidents (E800-E807, E825-E949)	5	4	1	22.9	23.7	20.4	12	6	6	99.2	72.3	157.9
61 Suicides (E950-E959)	-	-	-	0	0	0	2	2	1	16.5	24.1	0
62 Homicides (E960-E969)	3	2	1	13.8	11.8	20.4	3	2	1	24.8	24.1	26.3
63 Legal intervention (E970-E978)	-	-	-	0	0	0	-	-	-	0	0	0
64 All other external injuries (E980-E999)	-	-	-	0	0	0	-	-	-	0	0	0

TABLE XIII VITAL STATISTICS, BY COUNTY, BY RACE, GEORGIA, 1970

ITEM	COWETA						CRAWFORD						
	Number			Rate or Ratio*			Number			Rate or Ratio*			
	Total	White	Non-White	Total	White	Non-White	Total	White	Non-White	Total	White	Non-White	
1 Estimated population as of July 1,	32,400	22,100	10,300				5,700	2,700	3,000				1
LIVE BIRTHS													
2 Total	607	383	224	18.7	17.3	21.7	83	30	53	14.6	11.1	17.7	2
3 Delivered in hospital	575	383	192	94.7%	100.0%	85.7%	75	30	45	90.4%	100.0%	84.9%	3
4 Delivered in home by physician	3	-	3	0.5%	0%	1.3%	-	-	-	0%	0%	0%	4
5 Delivered by midwife	29	-	29	4.8%	0%	12.9%	8	-	8	9.6%	0%	15.1%	5
6 Other deliveries	-	-	-	0%	0%	0%	-	-	-	0%	0%	0%	6
7 Immature births	52	19	33	85.7	49.6	147.3	8	2	6	96.4	66.7	113.2	7
8 Live births to unwed mothers	60	12	48	98.8	31.3	214.3	13	-	13	156.6	0	245.3	8
FETAL DEATHS													
9 Total	28	11	17	46.1	28.7	75.9	-	-	-	0	0	0	9
10 Under 20 weeks gestation	9	5	4	14.8	13.1	17.9	-	-	-	0	0	0	10
11 20-27 weeks gestation	6	2	4	9.9	5.2	17.9	-	-	-	0	0	0	11
12 28 weeks and more	11	4	7	18.1	10.4	31.3	-	-	-	0	0	0	12
13 Unknown length of gestation	2	-	2	3.3	0	8.9	-	-	-	0	0	0	13
DEATHS													
14 Total, all ages	329	215	114	1015.4	972.9	1106.8	59	32	27	1035.1	1185.2	900.0	14
15 Under 1 year	12	9	3	19.8	23.5	13.4	3	-	3	36.1	0	56.6	15
16 Under 28 days	7	7	-	11.5	18.2	0	1	-	1	12.0	0	18.9	16
17 Deaths from immaturity	-	-	-	0	0	0	-	-	-	0	0	0	17
18 1-4 years **	1	-	1	0	0	0	1	-	1	0	0	0	18
19 Maternal deaths	-	-	-	0	0	0	-	-	-	0	0	0	19
CAUSE OF DEATH													
20 Dysentery (004,006,007,009)	1	-	1	3.1	0	9.7	1	-	1	17.5	0	33.3	20
21 Tuberculosis, all forms (010-019)	-	-	-	0	0	0	1	-	1	17.5	0	33.3	21
22 Meningococcal infections (036)	-	-	-	0	0	0	-	-	-	0	0	0	22
23 Acute infectious encephalitis (062-065)	-	-	-	0	0	0	-	-	-	0	0	0	23
24 Infectious Hepatitis (070)	-	-	-	0	0	0	-	-	-	0	0	0	24
25 Typhus and other rickettsioses (080-083)	-	-	-	0	0	0	-	-	-	0	0	0	25
26 Venereal disease (090-099)	-	-	-	0	0	0	-	-	-	0	0	0	26
27 All other diseases classified as infective and parasitic (000-003, 005, 008, 020-025, 037-061, 066-069, 071-079, 084-089, 100-136)	3	3	-	9.3	13.6	0	-	-	-	0	0	0	27
28 Malignant neoplasms, including neoplasms of lymphatic and haematopoietic tissues (140-209)	46	37	9	142.0	167.4	87.4	5	5	-	87.7	185.2	0	28
29 Benign neoplasms and neoplasms of unspecified nature (210-239)	1	1	-	3.1	4.5	0	1	1	-	17.5	37.0	0	29
30 Diabetes Mellitus (250)	1	1	-	3.1	4.5	0	-	-	-	0	0	0	30
31 Avitaminoses & other nutritional deficiency (260-269)	1	1	-	3.1	4.5	0	-	-	-	0	0	0	31
32 Anemias (280-285)	-	-	-	0	0	0	-	-	-	0	0	0	32
33 Nonmeningococcal meningitis (320)	2	1	1	6.2	4.5	9.7	-	-	-	0	0	0	33
34 Active rheumatic fever (390-392)	-	-	-	0	0	0	-	-	-	0	0	0	34
35 Chronic rheumatic heart disease (393-398)	1	-	1	3.1	0	9.7	-	-	-	0	0	0	35
36 Hypertensive disease (400-404)	3	1	2	9.3	4.5	19.4	2	2	-	35.1	74.1	0	36
37 Ischaemic heart disease (410-414)	90	70	20	277.8	316.7	194.2	16	11	5	280.7	407.4	166.7	37
38 Other forms of heart disease (420-429)	8	6	2	24.7	27.1	19.4	2	1	1	35.1	37.0	33.3	38
39 Cerebrovascular disease (430-438)	37	21	16	114.2	95.0	155.3	12	6	6	210.5	222.2	200.0	39
40 General arteriosclerosis (440)	3	1	2	9.3	4.5	19.4	-	-	-	0	0	0	40
41 Other diseases of arteries, arterioles, & capillaries (441-448)	6	3	3	18.5	13.6	29.1	1	1	-	17.5	37.0	0	41
42 Influenza (470-474)	-	-	-	0	0	0	-	-	-	0	0	0	42
43 Pneumonia (480-486)	7	2	5	21.6	9.0	48.5	4	1	3	70.2	37.0	100.0	43
44 Bronchitis, emphysema and asthma (466, 490-493)	6	6	-	18.5	27.1	0	-	-	-	0	0	0	44
45 Other diseases of the respiratory system (460-465, 500-519)	1	1	-	3.1	4.5	0	-	-	-	0	0	0	45
46 Peptic ulcer (531-533)	2	1	1	6.2	4.5	9.7	1	1	-	17.5	37.0	0	46
47 Appendicitis (540-543)	1	-	1	3.1	0	9.7	-	-	-	0	0	0	47
48 Intestinal obstruction and hernia (550-553, 560)	2	1	1	6.2	4.5	9.7	-	-	-	0	0	0	48
49 Gastritis, duodenitis, enteritis & colitis (535, 561, 563)	-	-	-	0	0	0	-	-	-	0	0	0	49
50 Cirrhosis of liver (571)	2	1	1	6.2	4.5	9.7	-	-	-	0	0	0	50
51 Nephritis and nephrosis (580-584)	1	1	-	3.1	4.5	0	-	-	-	0	0	0	51
52 Hyperplasia of prostate (600)	1	-	1	3.1	0	9.7	1	-	1	17.5	0	33.3	52
53 Complications of pregnancy, childbirth and the puerperium (630-678)	-	-	-	0	0	0	-	-	-	0	0	0	53
54 Congenital anomalies (740-759)	3	2	1	9.3	9.0	9.7	1	-	1	17.5	0	33.3	54
55 Birth injuries, difficult labor and other anoxic and hypoxic conditions (764-768, 772, 776)	3	3	-	9.3	13.6	0	1	-	1	17.5	0	33.3	55
56 Other causes of neonatal mortality (760-763, 769-771, 773-775, 777-779)	1	1	-	3.1	4.5	0	-	-	-	0	0	0	56
57 Symptoms and ill-defined conditions (780-796)	27	6	21	83.3	27.1	203.9	-	-	-	0	0	0	57
58 All other diseases (residual)	28	19	9	86.4	86.0	87.4	3	1	2	52.6	37.0	66.7	58
59 Motor vehicle accidents (E810-E823)	19	14	5	58.6	63.3	48.5	3	1	2	52.6	37.0	66.7	59
60 All other accidents (E800-E807, E825-E949)	7	2	5	21.6	9.0	48.5	4	1	3	70.2	37.0	100.0	60
61 Suicides (E950-E959)	8	8	-	24.7	36.2	0	-	-	-	0	0	0	61
62 Homicides (E960-E969)	7	1	6	21.6	4.5	58.3	-	-	-	0	0	0	62
63 Legal intervention (E970-E978)	-	-	-	0	0	0	-	-	-	0	0	0	63
64 All other external injuries (E980-E999)	-	-	-	0	0	0	-	-	-	0	0	0	64

TABLE XIII VITAL STATISTICS, BY COUNTY, BY RACE, GEORGIA, 1970

ITEM	CRISP						DADE						
	Number			Rate or Ratio*			Number			Rate or Ratio*			
	Total	White	Non-White	Total	White	Non-White	Total	White	Non-White	Total	White	Non-White	
1 Estimated population as of July 1,	18,100	10,800	7,300				9,900	9,600	300				1
LIVE BIRTHS													
2 Total	357	155	202	19.7	14.4	27.7	182	180	2	18.4	18.8	6.7	2
3 Delivered in hospital	312	154	158	87.4%	99.4%	78.2%	181	179	2	99.5%	99.4%	100.0%	3
4 Delivered in home by physician	2	-	2	0.6%	0%	1.0%	-	-	-	0%	0%	0%	4
5 Delivered by midwife	43	1	42	12.0%	0.6%	20.8%	1	1	-	0.5%	0.6%	0%	5
6 Other deliveries	-	-	-	0%	0%	0%	-	-	-	0%	0%	0%	6
7 Immature births	32	5	27	89.6	32.3	133.7	15	14	1	82.4	77.8	500.0	7
8 Live births to unwed mothers	94	3	91	263.3	19.4	450.5	10	9	1	54.9	50.0	500.0	8
FETAL DEATHS													
9 Total	6	2	4	16.8	12.9	19.8	4	4	-	22.0	22.2	0	9
10 Under 20 weeks gestation	3	1	2	8.4	6.5	9.9	2	2	-	11.0	11.1	0	10
11 20-27 weeks gestation	-	-	-	0	0	0	1	1	-	5.5	5.6	0	11
12 28 weeks and more	3	1	2	8.4	6.5	9.9	1	1	-	5.5	5.6	0	12
13 Unknown length of gestation	-	-	-	0	0	0	-	-	-	0	0	0	13
DEATHS													
14 Total, all ages	209	132	77	1154.7	1222.2	1054.8	61	61	-	818.2	843.8	0	14
15 Under 1 year	10	4	6	28.0	25.8	29.7	2	2	-	11.0	11.1	0	15
16 Under 28 days	7	3	4	19.6	19.4	19.8	1	1	-	5.5	5.6	0	16
17 Deaths from immaturity	3	-	3	8.4	0	14.9	-	-	-	0	0	0	17
18 1-4 years **	2	-	2	-	0	0	2	2	-	0	0	0	18
19 Maternal deaths	-	-	-	0	0	0	-	-	-	0	0	0	19
CAUSE OF DEATH													
20 Dysentery (004,006,007,009)	-	-	-	0	0	0	-	-	-	0	0	0	20
21 Tuberculosis, all forms (010-019)	-	-	-	0	0	0	-	-	-	0	0	0	21
22 Meningococcal infections (036)	-	-	-	0	0	0	-	-	-	0	0	0	22
23 Acute infectious encephalitis (062-065)	-	-	-	0	0	0	-	-	-	0	0	0	23
24 Infectious Hepatitis (070)	1	-	1	5.5	0	13.7	-	-	-	0	0	0	24
25 Typhus and other rickettsioses (080-083)	-	-	-	0	0	0	-	-	-	0	0	0	25
26 Venereal disease (090-099)	-	-	-	0	0	0	-	-	-	0	0	0	26
27 All other diseases classified as infective and parasitic (000-003, 005, 008, 020-035, 037-061, 066-069, 071-079, 084-089, 100-136)	-	-	-	0	0	0	-	-	-	0	0	0	27
28 Malignant neoplasms, including neoplasms of lymphatic and haematopoietic tissues (140-209)	31	22	9	171.3	203.7	123.3	17	17	-	171.7	177.1	0	28
29 Benign neoplasms and neoplasms of unspecified nature (210-239)	-	-	-	0	0	0	-	-	-	0	0	0	29
30 Diabetes Mellitus (250)	1	1	-	5.5	9.3	0	1	1	-	10.1	10.4	0	30
31 Avitaminoses & other nutritional deficiency (260-269)	-	-	-	0	0	0	-	-	-	0	0	0	31
32 Anemias (280-285)	-	-	-	0	0	0	-	-	-	0	0	0	32
33 Nonmeningococcal meningitis (320)	-	-	-	0	0	0	-	-	-	0	0	0	33
34 Acute rheumatic fever (390-392)	-	-	-	0	0	0	-	-	-	0	0	0	34
35 Chronic rheumatic heart disease (393-398)	-	-	-	0	0	0	-	-	-	0	0	0	35
36 Hypertensive disease (400-404)	2	2	-	11.0	18.5	0	1	1	-	10.1	10.4	0	36
37 Ischaemic heart disease (410-414)	59	41	18	326.0	379.6	246.6	21	21	-	212.1	215.8	0	37
38 Other forms of heart disease (420-429)	6	3	3	33.1	27.3	41.1	2	2	-	20.2	20.8	0	38
39 Cerebrovascular disease (430-438)	39	22	17	215.5	203.7	232.9	9	9	-	90.9	93.8	0	39
40 General arteriosclerosis (440)	7	6	1	38.7	55.6	13.7	1	1	-	10.1	10.4	0	40
41 Other diseases of arteries, arterioles, & capillaries (441-448)	2	2	-	11.0	18.5	0	3	3	-	30.3	31.3	0	41
42 Influenza (470-474)	1	1	-	5.5	9.3	0	-	-	-	0	0	0	42
43 Pneumonia (480-485)	11	4	7	60.8	37.0	95.9	3	3	-	30.3	31.3	0	43
44 Bronchitis, emphysema and asthma (466, 490-493)	4	4	-	22.1	37.0	0	3	3	-	30.3	31.3	0	44
45 Other diseases of the respiratory system (460-465, 500-519)	4	2	2	22.1	18.5	27.4	-	-	-	0	0	0	45
46 Peptic ulcer (521-533)	-	-	-	0	0	0	-	-	-	0	0	0	46
47 Appendicitis (540-543)	-	-	-	0	0	0	-	-	-	0	0	0	47
48 Intestinal obstruction and hernia (550-552, 560)	-	-	-	0	0	0	-	-	-	0	0	0	48
49 Gastritis, duodenitis, enteritis & colitis (535, 561, 563)	-	-	-	0	0	0	-	-	-	0	0	0	49
50 Cirrhosis of liver (571)	2	2	-	11.0	18.5	0	1	1	-	10.1	10.4	0	50
51 Nephritis and nephrosis (580-584)	1	1	-	5.5	9.3	0	2	2	-	20.2	20.8	0	51
52 Hypertrophy of prostate (600)	-	-	-	0	0	0	-	-	-	0	0	0	52
53 Complications of pregnancy, childbirth and the puerperium (630-678)	-	-	-	0	0	0	-	-	-	0	0	0	53
54 Congenital anomalies (740-759)	1	1	-	5.5	9.3	0	1	1	-	10.1	10.4	0	54
55 Birth injuries, difficult labor and other anoxic and hypoxic conditions (764-768, 772, 776)	1	-	1	5.5	0	13.7	1	1	-	10.1	10.4	0	55
56 Other causes of neonatal mortality (760-763, 769-771, 773-775, 777-779)	3	-	3	16.6	0	41.1	-	-	-	0	0	0	56
57 Symptoms and ill-defined conditions (780-796)	5	3	2	27.6	27.8	27.4	4	4	-	40.4	41.7	0	57
58 All other diseases (residual)	9	4	5	49.7	37.0	68.5	3	3	-	30.3	31.3	0	58
59 Motor vehicle accidents (E810-E823)	7	4	3	38.7	37.0	41.1	4	4	-	40.4	41.7	0	59
60 All other accidents (E800-E807, E825-E949)	3	2	1	16.6	18.5	13.7	1	1	-	10.1	10.4	0	60
61 Suicides (E950-E956)	1	1	-	5.5	9.3	0	-	-	-	10.1	10.4	0	61
62 Homicides (E960-E969)	8	4	4	44.2	37.0	54.8	1	1	-	10.1	10.4	0	62
63 Legal intervention (E970-E978)	-	-	-	0	0	0	-	-	-	0	0	0	63
64 All other external injuries (E980-E999)	-	-	-	0	0	0	-	-	-	0	0	0	64

TABLE XIII VITAL STATISTICS, BY COUNTY, BY RACE, GEORGIA, 1970

ITEM	DAWSON						DECATUR						
	Number			Rate or Ratio*			Number			Rate or Ratio*			
	Total	White	Non-White	Total	White	Non-White	Total	White	Non-White	Total	White	Non-White	
1 Estimated population as of July 1,	3,600	3,600	0				21,800	12,700	9,100				1
LIVE BIRTHS													
2 Total	72	72	-	20.0	20.0	...	517	246	271	23.7	19.4	29.8	2
3 Delivered in hospital	72	72	-	100.0%	100.0%	...	429	244	185	83.0%	99.2%	68.3%	3
4 Delivered in home by physician	-	-	-	0%	0%	...	3	-	3	0.6%	0%	1.1%	4
5 Delivered by midwife	-	-	-	0%	0%	...	85	2	83	16.4%	0.8%	30.6%	5
6 Other deliveries	-	-	-	0%	0%	...	-	-	-	0%	0%	0%	6
7 Immature births	5	5	-	69.4	69.4	...	45	20	25	87.0	81.3	92.3	7
8 Live births to unwed mothers	3	3	-	41.7	41.7	...	88	4	84	170.2	16.3	310.0	8
FETAL DEATHS													
9 Total	-	-	-	0	0	...	16	3	13	30.9	12.2	48.0	9
10 Under 20 weeks gestation	-	-	-	0	0	...	4	-	4	7.7	0	14.8	10
11 20-27 weeks gestation	-	-	-	0	0	...	2	1	1	3.9	4.1	3.7	11
12 28 weeks and more	-	-	-	0	0	...	10	2	8	19.3	8.1	29.5	12
13 Unknown length of gestation	-	-	-	0	0	...	-	-	-	0	0	0	13
DEATHS													
14 Total, all ages	40	40	-	1111.1	1111.1	...	276	153	123	1266.1	1204.7	1351.6	14
15 Under 1 year	2	2	-	27.8	27.8	...	15	3	12	29.0	12.2	44.3	15
16 Under 28 days	2	2	-	27.8	27.8	...	7	1	6	13.5	4.1	22.1	16
17 Deaths from immaturity	-	-	-	0	0	...	2	-	2	3.9	0	7.4	17
18 1-4 years **	-	-	-	0	0	...	2	1	1	-	-	-	18
19 Maternal deaths	-	-	-	0	0	...	-	-	-	0	0	0	19
CAUSE OF DEATH													
20 Dysentery (004,006,007,009)	-	-	-	0	0	...	1	-	1	4.6	0	11.0	20
21 Tuberculosis, all forms (010-019)	-	-	-	0	0	...	-	-	-	0	0	0	21
22 Meningococcal infections (036)	-	-	-	0	0	...	-	-	-	0	0	0	22
23 Acute infectious encephalitis (062-065)	-	-	-	0	0	...	-	-	-	0	0	0	23
24 Infectious Hepatitis (070)	-	-	-	0	0	...	1	-	1	4.6	0	11.0	24
25 Typhus and other rickettsioses (080-083)	-	-	-	0	0	...	-	-	-	0	0	0	25
26 Venereal disease (090-099)	-	-	-	0	0	...	-	-	-	0	0	0	26
27 All other diseases classified as infective and parasitic (000-003, 005, 008, 020-035, 037-061, 066-069, 071-079, 084-089, 100-136)	-	-	-	0	0	...	2	1	1	9.2	7.9	11.0	27
28 Malignant neoplasms, including neoplasms of lymphatic and haematopoietic tissues (140-209)	9	9	-	250.0	250.0	...	39	24	15	178.9	189.0	164.8	28
29 Benign neoplasms and neoplasms of unspecified nature (210-239)	-	-	-	0	0	...	2	1	1	9.2	7.9	11.0	29
30 Diabetes Mellitus (250)	-	-	-	0	0	...	6	1	5	27.5	7.9	54.9	30
31 Avitaminoses & other nutritional deficiency (260-269)	-	-	-	0	0	...	-	-	-	0	0	0	31
32 Anemias (280-285)	-	-	-	0	0	...	-	-	-	0	0	0	32
33 Nonmeningococcal meningitis (320)	-	-	-	0	0	...	-	-	-	0	0	0	33
34 Active rheumatic fever (390-392)	-	-	-	0	0	...	-	-	-	0	0	0	34
35 Chronic rheumatic heart disease (393-398)	-	-	-	0	0	...	2	2	-	9.2	15.7	0	35
36 Hypertensive disease (400-404)	-	-	-	0	0	...	4	-	4	18.3	0	44.0	36
37 Ischaemic heart disease (410-414)	18	18	-	500.0	500.0	...	105	73	32	481.7	574.8	351.6	37
38 Other forms of heart disease (420-429)	1	1	-	27.8	27.8	...	6	2	4	27.5	15.7	44.0	38
39 Cardiovascular disease (430-438)	2	2	-	55.6	55.6	...	36	14	22	165.1	110.2	241.8	39
40 General arteriosclerosis (440)	-	-	-	0	0	...	1	1	-	4.6	7.9	0	40
41 Other diseases of arteries, arterioles, & capillaries (441-448)	-	-	-	0	0	...	-	-	-	0	0	0	41
42 Influenza (470-474)	-	-	-	0	0	...	1	1	-	4.6	7.9	0	42
43 Pneumonia (480-486)	-	-	-	0	0	...	13	6	7	59.6	47.2	76.9	43
44 Bronchitis, emphysema and asthma (466, 490-493)	-	-	-	0	0	...	3	3	-	13.8	23.6	0	44
45 Other diseases of the respiratory system (460-465, 500-519)	1	1	-	27.8	27.8	...	3	2	1	13.8	15.7	11.0	45
46 Peptic ulcer (531-533)	-	-	-	0	0	...	-	-	-	0	0	0	46
47 Appendicitis (540-543)	-	-	-	0	0	...	-	-	-	0	0	0	47
48 Intestinal obstruction and hernia (550-553, 560)	-	-	-	0	0	...	-	-	-	0	0	0	48
49 Gastritis, duodenitis, enteritis & colitis (535, 561, 563)	-	-	-	0	0	...	-	-	-	0	0	0	49
50 Cirrhosis of liver (571)	-	-	-	0	0	...	2	1	1	9.2	7.9	11.0	50
51 Nephritis and nephrosis (580-584)	-	-	-	0	0	...	1	1	-	4.6	7.9	0	51
52 Hyperplasia of prostate (600)	-	-	-	0	0	...	-	-	-	0	0	0	52
53 Complications of pregnancy, childbirth and the puerperium (630-678)	-	-	-	0	0	...	-	-	-	0	0	0	53
54 Congenital anomalies (740-759)	3	3	-	83.3	83.3	...	-	-	-	0	0	0	54
55 Birth injuries, difficult labor and other anoxic and hypoxic conditions (764-768, 772, 776)	-	-	-	0	0	...	3	1	2	13.8	7.9	22.0	55
56 Other causes of neonatal mortality (760-763, 769-771, 773-775, 777-779)	-	-	-	0	0	...	2	-	2	9.2	0	22.0	56
57 Symptoms and ill-defined conditions (780-796)	-	-	-	0	0	...	3	-	3	13.8	0	33.0	57
58 All other diseases (residual)	3	3	-	83.3	83.3	...	13	7	6	59.6	55.1	65.9	58
59 Motor vehicle accidents (E810-E823)	3	3	-	83.3	83.3	...	13	6	7	59.6	47.2	76.9	59
60 All other accidents (E800-E807, E825-E949)	-	-	-	0	0	...	9	4	5	41.3	31.5	54.9	60
61 Suicides (E950-E959)	-	-	-	0	0	...	2	2	-	9.2	15.7	0	61
62 Homicides (E960-E-969)	-	-	-	0	0	...	3	-	3	13.8	0	33.0	62
63 Legal intervention (E970-E978)	-	-	-	0	0	...	-	-	-	0	0	0	63
64 All other external injuries (E980-E999)	-	-	-	0	0	...	-	-	-	0	0	0	64

TABLE XIII VITAL STATISTICS, BY COUNTY, BY RACE, GEORGIA, 1970

ITEM	DEKALB						DODGE						
	Number			Rate or Ratio*			Number			Rate or Ratio*			
	Total	White	Non-White	Total	White	Non-White	Total	White	Non-White	Total	White	Non-White	
1 Estimated population as of July 1,	418,000	359,800	58,200				15,600	11,700	3,900				1
LIVE BIRTHS													
2 Total	8,572	7,012	1,560	20.5	19.5	26.8	340	220	120	21.8	18.8	30.8	2
3 Delivered in hospital	8,554	6,999	1,555	99.8%	99.8%	99.7%	291	219	72	85.6%	99.5%	60.0%	3
4 Delivered in home by physician	9	4	5	0.1%	0.1%	0.3%	-	-	-	0%	0%	0%	4
5 Delivered by midwife	1	1	-	0.0%	0.0%	0%	49	1	48	14.4%	0.5%	40.0%	5
6 Other deliveries	8	8	-	0.1%	0.1%	0%	-	-	-	0%	0%	0%	6
7 Immature births	622	440	182	72.6	62.7	116.7	24	8	16	70.6	36.4	133.3	7
8 Live births to unwed mothers	895	492	403	104.4	70.2	258.3	45	8	37	132.4	36.4	308.3	8
FETAL DEATHS													
9 Total	339	289	50	39.5	41.2	32.1	11	6	5	32.4	27.3	41.7	9
10 Under 20 weeks gestation	231	207	24	26.9	29.5	15.4	6	4	2	17.6	18.2	16.7	10
11 20-27 weeks gestation	41	32	9	4.8	4.6	5.8	2	2	-	5.9	9.1	0	11
12 28 weeks and more	61	48	13	7.1	6.6	8.3	1	2	1	2.9	0	8.3	12
13 Unknown length of gestation	6	2	4	0.7	0.3	2.6	2	-	2	5.9	0	16.7	13
DEATHS													
14 Total, all ages	2,550	2,068	482	610.0	574.6	828.2	203	147	56	1301.3	1256.4	1435.9	14
15 Under 1 year	136	99	37	15.9	14.1	23.7	11	4	7	32.4	18.2	58.3	15
16 Under 28 days	105	78	27	12.2	11.1	17.3	4	3	1	11.8	13.6	8.3	16
17 Deaths from immaturity	14	12	2	1.6	1.7	1.3	2	2	-	5.9	9.1	0	17
18 1-4 years **	26	18	8	-	-	-	2	1	1	-	-	-	18
19 Maternal deaths	3	2	1	3.5	2.9	6.4	-	-	-	0	0	0	19
CAUSE OF DEATH													
20 Dysentery (004,005,007,009)	1	1	-	0.2	0.3	0	-	-	-	0	0	0	20
21 Tuberculosis, all forms (010-019)	3	2	1	0.7	0.6	1.7	-	-	-	0	0	0	21
22 Meningococcal Infections (036)	1	-	1	0.2	0	1.7	-	-	-	0	0	0	22
23 Acute Infectious encephalitis (062-065)	2	2	-	0.5	0.6	0	-	-	-	0	0	0	23
24 Infectious Hepatitis (070)	1	1	-	0.2	0.3	0	-	-	-	0	0	0	24
25 Typhus and other rickettsioses (080-083)	1	1	-	0.2	0.3	0	-	-	-	0	0	0	25
26 Venereal disease (090-099)	-	-	-	0	0	0	-	-	-	0	0	0	26
27 All other diseases classified as Infective and parasitic (000-003, 005, 009, 020-035, 037-061, 066-069, 071-079, 084-089, 100-136)	15	12	3	3.6	3.3	5.2	-	-	-	0	0	0	27
28 Malignant neoplasms, including neoplasms of lymphatic and hematopoietic tissues (140-209)	412	356	56	98.6	98.9	96.2	19	15	4	121.8	128.2	102.6	28
29 Benign neoplasms and neoplasms of unspecified nature (210-239)	5	4	1	1.2	1.1	1.7	-	-	-	0	0	0	29
30 Diabetes Mellitus (250)	43	27	16	10.3	7.5	27.5	2	2	-	12.8	17.1	0	30
31 Avitaminoses & other nutritional deficiency (260-269)	2	2	-	0.5	0.6	0	1	-	1	6.4	0	25.6	31
32 Anemias (280-285)	4	4	-	1.0	1.1	0	2	2	-	12.8	17.1	0	32
33 Nonmeningococcal meningitis (320)	4	2	2	1.0	0.6	3.4	-	-	-	0	0	0	33
34 Active rheumatic fever (390-392)	2	1	1	0.5	0.3	1.7	-	-	-	0	0	0	34
35 Chronic rheumatic heart disease (393-398)	19	17	2	4.5	4.7	3.4	2	2	-	12.8	17.1	0	35
36 Hypertensive disease (400-404)	18	13	5	4.3	3.6	8.6	3	2	1	19.2	17.1	25.6	36
37 Ischemic heart disease (410-414)	771	647	124	184.4	179.8	213.1	65	51	14	416.7	435.9	359.0	37
38 Other forms of heart disease (420-429)	54	33	21	12.9	9.2	36.1	2	2	-	12.8	17.1	0	38
39 Cerebrovascular disease (430-438)	286	250	36	68.9	69.5	65.3	31	23	8	198.7	196.6	205.1	39
40 General arteriosclerosis (440)	27	25	2	6.5	6.9	3.4	4	4	-	25.6	34.2	0	40
41 Other diseases of arteries, arterioles, & capillaries (441-449)	25	22	3	6.0	6.1	5.2	3	1	2	19.2	8.5	51.3	41
42 Influenza (470-474)	7	4	3	1.7	1.1	5.2	1	1	-	6.4	8.5	0	42
43 Pneumonia (480-486)	103	74	29	24.6	20.6	49.8	6	3	3	38.5	25.6	76.9	43
44 Bronchitis, emphysema and asthma (466, 490-493)	50	46	2	12.0	13.3	3.4	8	7	1	51.3	59.8	25.6	44
45 Other diseases of the respiratory system (460-465, 500-519)	24	22	2	5.7	6.1	3.4	-	-	-	0	0	0	45
46 Peptic ulcer (531-533)	8	8	-	1.9	2.2	0	-	-	-	0	0	0	46
47 Appendicitis (540-543)	-	-	-	0	0	0	1	1	-	6.4	8.5	0	47
48 Intestinal obstruction and hernia (550-553, 560)	9	7	1	1.9	1.9	1.7	1	1	-	6.4	8.5	0	48
49 Gastritis, duodenitis, enteritis & colitis (535, 561, 563)	4	3	1	1.0	0.8	1.7	-	-	-	0	0	0	49
50 Cirrhosis of liver (571)	36	31	5	8.6	8.6	8.6	-	-	-	0	0	0	50
51 Nephritis and nephrosis (580-584)	20	12	8	4.3	3.3	13.7	-	-	-	0	0	0	51
52 Hyperplasia of prostate (600)	4	3	1	1.0	0.8	1.7	-	-	-	0	0	0	52
53 Complications of pregnancy, childbirth and the puerperium (630-678)	3	2	1	0.7	0.6	1.7	-	-	-	0	0	0	53
54 Congenital anomalies (740-759)	26	19	7	6.2	5.3	12.0	2	-	2	12.8	0	51.3	54
55 Birth injuries, difficult labor and other anoxic and hypoxic conditions (764-768, 772, 776)	49	35	14	11.7	9.7	24.1	1	1	-	6.4	8.5	0	55
56 Other causes of neonatal mortality (760-763, 769-771, 773-775, 777-779)	38	30	8	9.1	8.3	13.7	2	2	-	12.8	17.1	0	56
57 Symptoms and ill-defined conditions (780-796)	14	7	7	3.3	1.9	12.0	14	6	8	89.7	51.3	205.1	57
58 All other diseases (residual)	161	124	37	38.5	34.5	63.6	14	9	5	89.7	76.9	128.2	58
59 Motor vehicle accidents (E810-E823)	99	83	16	23.7	23.1	27.5	5	5	-	32.1	42.7	0	59
60 All other accidents (E800-E807, E825-E949)	87	66	21	20.8	18.3	36.1	6	3	3	38.5	25.6	76.9	60
61 Suicides (E950-E959)	47	42	5	11.2	11.7	8.6	-	-	-	0	0	0	61
62 Homicides (E960-E969)	57	22	35	13.6	6.1	60.1	8	4	4	51.3	34.2	102.6	62
63 Legal intervention (E970-E978)	2	-	2	0.5	0	3.4	-	-	-	0	0	0	63
64 All other external injuries (E980-E999)	5	4	1	1.2	1.1	1.7	-	-	-	0	0	0	64

* Includes 348 live births occurring in Florence Crittenton Home.

TABLE XIII VITAL STATISTICS, BY COUNTY, BY RACE, GEORGIA, 1970

ITEM	DOOLY						DOUGHERTY						
	Number			Rate or Ratio*			Number			Rate or Ratio*			
	Total	White	Non-White	Total	White	Non-White	Total	White	Non-White	Total	White	Non-White	
1 Estimated population as of July 1,	10,400	5,200	5,200				86,200	55,600	30,600				1
LIVE BIRTHS													
2 Total	203	73	130	19.5	14.0	25.0	2,220	1,314	906	25.8	23.6	29.6	2
3 Delivered in hospital	185	73	112	91.1%	100.0%	86.2%	2,181	1,312	869	98.2%	99.8%	95.9%	3
4 Delivered in home by physician	11	-	11	5.4%	0%	8.5%	30	2	28	1.4%	0.2%	3.1%	4
5 Delivered by midwife	7	-	7	3.4%	0%	5.4%	9	-	9	0.4%	0%	1.0%	5
6 Other deliveries	-	-	-	0%	0%	0%	-	-	-	0%	0%	0%	6
7 Immature births	21	3	18	103.4	41.1	138.5	196	83	113	88.3	63.2	124.7	7
8 Live births to unwed mothers	51	1	50	251.2	13.7	384.6	376	48	328	169.4	36.5	362.0	8
FETAL DEATHS													
9 Total	2	2	-	9.9	27.4	0	63	29	34	28.4	22.1	37.5	9
10 Under 20 weeks gestation	-	-	-	0	0	0	8	4	4	3.6	3.0	4.4	10
11 20-27 weeks gestation	-	-	-	0	0	0	17	8	9	7.7	6.1	9.9	11
12 28 weeks and more	1	1	-	4.9	13.7	0	27	12	15	12.2	9.1	16.6	12
13 Unknown length of gestation	1	1	-	4.9	13.7	0	11	5	6	5.0	3.8	6.6	13
DEATHS													
14 Total, all ages	153	87	66	1471.2	1673.1	1269.2	629	333	296	729.7	598.9	967.3	14
15 Under 1 year	6	1	5	29.6	13.7	38.5	48	19	29	21.6	14.5	32.0	15
16 Under 28 days	2	1	1	9.9	13.7	7.7	32	16	16	14.4	12.2	17.7	16
17 Deaths from immaturity	-	-	-	0	0	0	4	3	1	1.8	2.3	1.1	17
18 1-4 years **	1	-	1	-	-	-	9	2	7	-	-	-	18
19 Maternal deaths	-	-	-	0	0	0	1	1	-	4.5	7.6	0	19
CAUSE OF DEATH													
20 Dysentery (004,006,007,009)	1	-	1	9.6	0	19.2	-	-	-	0	0	0	20
21 Tuberculosis, all forms (010-019)	-	-	-	0	0	0	4	-	4	4.6	0	13.1	21
22 Meningococcal Infections (036)	-	-	-	0	0	0	-	-	-	0	0	0	22
23 Acute infectious encephalitis (062-065)	-	-	-	0	0	0	-	-	-	0	0	0	23
24 Infectious Hepatitis (070)	-	-	-	0	0	0	-	-	-	0	0	0	24
25 Typhus and other rickettsioses (080-083)	-	-	-	0	0	0	-	-	-	0	0	0	25
26 Venereal disease (090-099)	-	-	-	0	0	0	-	-	-	0	0	0	26
27 All other diseases classified as Infective and parasitic (000-003, 005, 008, 020-035, 037-061, 066-069, 071-079, 084-089, 100-136)	1	-	1	9.6	0	19.2	1	-	1	1.2	0	3.3	27
28 Malignant neoplasms, including neoplasms of lymphatic and haematopoietic tissues (140-209)	26	15	11	250.0	288.5	211.5	105	61	44	121.8	109.7	143.8	28
29 Benign neoplasms and neoplasms of unspecified nature (210-239)	1	1	-	9.6	19.2	0	3	1	2	3.5	1.8	6.5	29
30 Diabetes Mellitus (250)	1	-	1	9.6	0	19.2	13	4	9	15.1	7.2	29.4	30
31 Avitaminoses & other nutritional deficiency (260-269)	-	-	-	0	0	0	-	-	-	0	0	0	31
32 Anemias (280-285)	-	-	-	0	0	0	1	-	1	1.2	0	3.3	32
33 Nonmeningococcal meningitis (320)	1	-	1	9.6	0	19.2	2	1	1	2.3	1.8	3.3	33
34 Active rheumatic fever (390-392)	1	-	1	9.6	0	19.2	-	-	-	0	0	0	34
35 Chronic rheumatic heart disease (393-398)	-	-	-	0	0	0	2	2	-	2.3	3.6	0	35
36 Hypertensive disease (400-404)	1	1	-	9.6	19.2	0	6	2	4	7.0	3.6	13.1	36
37 Ischaemic heart disease (410-414)	49	32	17	471.2	615.4	326.9	154	99	55	178.7	178.1	179.7	37
38 Other forms of heart disease (420-429)	4	1	3	38.5	19.2	57.7	8	3	5	9.3	5.4	16.3	38
39 Cerebrovascular disease (430-438)	18	13	5	173.1	250.0	96.2	123	53	70	142.7	95.3	228.8	39
40 General arteriosclerosis (440)	2	1	1	19.2	19.2	19.2	4	3	1	4.6	5.4	3.3	40
41 Other diseases of arteries, arterioles, & capillaries (441-448)	3	1	2	28.8	19.2	38.5	5	1	4	5.8	1.8	13.1	41
42 Influenza (470-474)	-	-	-	0	0	0	2	2	-	2.3	3.6	0	42
43 Pneumonia (480-486)	8	3	5	76.9	57.7	96.2	22	5	17	25.5	9.0	55.6	43
44 Bronchitis, emphysema and asthma (466, 490-493)	4	4	-	38.5	76.9	0	9	5	4	10.4	9.0	13.1	44
45 Other diseases of the respiratory system (460-465, 500-519)	-	-	-	0	0	0	3	1	2	3.5	1.8	6.5	45
46 Peptic ulcer (531-533)	2	2	-	19.2	38.5	0	2	1	1	2.3	1.8	3.3	46
47 Appendicitis (540-543)	-	-	-	0	0	0	-	-	-	0	0	0	47
48 Intestinal obstruction and hernia (550-553, 560)	-	-	-	0	0	0	4	2	2	4.6	3.6	6.5	48
49 Gastritis, duodenitis, enteritis & colitis (535, 561, 563)	-	-	-	0	0	0	-	-	-	0	0	0	49
50 Cirrhosis of liver (571)	-	-	-	0	0	0	9	8	1	10.4	14.4	3.3	50
51 Nephritis and nephrosis (580-584)	-	-	-	0	0	0	5	1	4	5.8	1.8	13.1	51
52 Hyperplasia of prostate (600)	-	-	-	0	0	0	1	1	-	1.2	1.8	0	52
53 Complications of pregnancy, childbirth and the puerperium (630-678)	-	-	-	0	0	0	1	1	-	1.2	1.8	0	53
54 Congenital anomalies (740-759)	-	-	-	0	0	0	11	6	5	12.8	10.8	16.3	54
55 Birth injuries, difficult labor and other anoxic and hypoxic conditions (764-768, 772, 776)	-	-	-	0	0	0	14	6	8	16.2	10.8	26.1	55
56 Other causes of neonatal mortality (760-763, 769-771, 773-775, 777-779)	-	-	-	0	0	0	11	6	5	12.8	10.8	16.3	56
57 Symptoms and ill-defined conditions (780-796)	-	-	-	0	0	0	6	2	4	7.0	3.6	13.1	57
58 All other diseases (residual)	8	4	4	76.9	76.9	76.9	35	19	16	40.6	34.2	52.3	58
59 Motor vehicle accidents (E810-E823)	9	3	6	86.5	57.7	115.4	27	19	8	31.3	34.2	26.1	59
60 All other accidents (E800-E807, E825-E949)	9	6	3	86.5	115.4	57.7	22	11	11	25.5	19.8	35.9	60
61 Suicides (E950-E959)	1	-	1	9.6	0	19.2	3	3	-	3.5	5.4	0	61
62 Homicides (E960-E969)	2	-	2	19.2	0	38.5	11	4	7	12.8	7.2	22.9	62
63 Legal Intervention (E970-E978)	1	-	1	9.6	0	19.2	-	-	-	0	0	0	63
64 All other external Injuries (E980-E999)	-	-	-	0	0	0	-	-	-	0	0	0	64

TABLE XIII VITAL STATISTICS, BY COUNTY, BY RACE, GEORGIA, 1970

ITEM	DOUGLAS						EARLY						
	Number			Rate or Ratio*			Number			Rate or Ratio*			
	Total	White	Non-White	Total	White	Non-White	Total	White	Non-White	Total	White	Non-White	
1 Estimated population as of July 1,	29,000	25,800	3,200				12,700	6,600	6,100				1
LIVE BIRTHS													
2 Total	646	592	56	22.3	22.9	17.5	270	117	153	21.3	17.7	25.1	2
3 Delivered in hospital	647	591	56	99.8%	99.8%	100.0%	218	115	103	80.7%	98.3%	67.3%	3
4 Delivered in home by physician	-	-	-	0%	0%	0%	3	-	3	1.1%	0%	2.0%	4
5 Delivered by midwife	1	1	-	0.2%	0.2%	0%	49	2	47	18.1%	1.7%	30.7%	5
6 Other deliveries	-	-	-	0%	0%	0%	-	-	-	0%	0%	0%	6
7 Immature births	44	33	11	67.9	55.7	196.4	25	4	21	92.6	34.2	137.3	7
8 Live births to unwed mothers	21	11	10	32.4	18.6	178.6	59	4	55	218.5	34.2	359.5	8
FETAL DEATHS													
9 Total	20	20	-	30.9	33.6	0	8	4	4	29.6	34.2	26.1	9
10 Under 20 weeks gestation	12	12	-	18.5	20.3	0	2	2	-	7.4	17.1	0	10
11 20-27 weeks gestation	4	4	-	6.2	6.8	0	1	-	1	3.7	0	6.5	11
12 28 weeks and more	4	4	-	6.2	6.8	0	2	4	2	7.4	0	13.1	12
13 Unknown length of gestation	-	-	-	0	0	0	3	2	1	11.1	17.1	6.5	13
DEATHS													
14 Total, all ages	207	191	16	713.8	740.3	500.0	148	87	61	1165.4	1318.2	1000.0	14
15 Under 1 year	10	8	2	15.4	13.5	35.7	9	3	6	33.3	25.6	39.2	15
16 Under 28 days	5	4	1	7.7	6.8	17.9	1	1	-	3.7	8.5	0	16
17 Deaths from immaturity	-	-	-	0	0	0	1	-	1	3.7	0	6.5	17
18 1-4 years **	2	2	-	0	0	0	3	1	2	0	0	0	18
19 Maternal deaths	-	-	-	0	0	0	-	-	-	0	0	0	19
CAUSE OF DEATH													
20 Dysentery (004,006,007,009)	1	1	-	3.4	3.9	0	2	-	2	15.7	0	32.8	20
21 Tuberculosis, all forms (010-019)	-	-	-	0	0	0	1	1	-	7.9	15.2	0	21
22 Meningococcal infections (036)	-	-	-	0	0	0	-	-	-	0	0	0	22
23 Acute infectious encephalitis (062-065)	-	-	-	0	0	0	-	-	-	0	0	0	23
24 Infectious Hepatitis (070)	-	-	-	0	0	0	-	-	-	0	0	0	24
25 Typhus and other rickettsioses (080-083)	-	-	-	0	0	0	-	-	-	0	0	0	25
26 Venereal disease (090-099)	-	-	-	0	0	0	-	-	-	0	0	0	26
27 All other diseases classified as infective and parasitic (000-003, 005, 008, 020-035, 037-061, 066-069, 071-079, 084-089, 100-136)	-	-	-	0	0	0	-	-	-	0	0	0	27
28 Malignant neoplasms, including neoplasms of lymphatic and hematopoietic tissues (140-209)	32	32	-	110.3	124.0	0	13	7	6	102.4	106.1	98.4	28
29 Benign neoplasms and neoplasms of unspecified nature (210-239)	-	-	-	0	0	0	-	-	-	0	0	0	29
30 Diabetes Mellitus (250)	3	3	-	10.3	11.6	0	5	3	2	39.4	45.5	32.8	30
31 Avitaminoses & other nutritional deficiency (260-269)	-	-	-	0	0	0	-	-	-	0	0	0	31
32 Anemias (280-285)	-	-	-	0	0	0	1	1	-	7.9	15.2	0	32
33 Nonmeningococcal meningitis (320)	-	-	-	0	0	0	-	-	-	0	0	0	33
34 Active rheumatic fever (390-392)	-	-	-	0	0	0	-	-	-	0	0	0	34
35 Chronic rheumatic heart disease (393-398)	-	-	-	0	0	0	1	1	-	7.9	15.2	0	35
36 Hypertensive disease (400-404)	2	2	-	6.9	7.8	0	18	8	10	141.7	121.2	163.9	36
37 Ischemic heart disease (410-414)	62	57	5	213.8	220.9	156.3	34	19	15	267.7	287.9	245.9	37
38 Other forms of heart disease (420-429)	5	4	1	17.2	15.5	31.3	4	4	-	31.5	60.6	0	38
39 Cerebrovascular disease (430-438)	30	28	2	103.4	108.5	62.5	21	12	9	165.4	181.8	147.5	39
40 General arteriosclerosis (440)	3	3	-	10.3	11.6	0	1	1	-	7.9	15.2	0	40
41 Other diseases of arteries, arterioles, & capillaries (441-448)	-	-	-	0	0	0	1	1	-	7.9	15.2	0	41
42 Influenza (470-474)	1	1	-	3.4	3.9	0	1	-	1	7.9	0	16.4	42
43 Pneumonia (480-486)	9	8	1	31.0	31.0	31.3	6	3	3	47.2	45.5	49.2	43
44 Bronchitis, emphysema and asthma (466, 490-493)	2	2	-	6.9	7.8	0	4	3	1	31.5	45.5	16.4	44
45 Other diseases of the respiratory system (460-465, 500-519)	-	-	-	0	0	0	-	-	-	0	0	0	45
46 Peptic ulcer (531-533)	-	-	-	0	0	0	-	-	-	0	0	0	46
47 Appendicitis (540-543)	-	-	-	0	0	0	-	-	-	0	0	0	47
48 Intestinal obstruction and hernia (550-553, 560)	3	3	-	10.3	11.6	0	-	-	-	0	0	0	48
49 Gastritis, duodenitis, enteritis & colitis (535, 561, 563)	1	1	-	3.4	3.9	0	-	-	-	0	0	0	49
50 Cirrhosis of liver (571)	2	2	-	6.9	7.8	0	-	-	-	0	0	0	50
51 Nephritis and nephrosis (590-594)	1	1	-	3.4	3.9	0	-	-	-	0	0	0	51
52 Hyperplasia of prostate (600)	-	-	-	0	0	0	1	-	1	7.9	0	16.4	52
53 Complications of pregnancy, childbirth and the puerperium (630-678)	-	-	-	0	0	0	-	-	-	0	0	0	53
54 Congenital anomalies (740-759)	3	3	-	10.3	11.6	0	2	1	1	15.7	15.2	16.4	54
55 Birth injuries, difficult labor and other anoxic and hypoxic conditions (764-768, 772, 776)	2	2	-	6.9	7.8	0	1	1	-	7.9	15.2	0	55
56 Other causes of neonatal mortality (760-763, 769-771, 773-775, 777-779)	2	1	1	6.9	3.9	31.3	1	-	1	7.9	0	16.4	56
57 Symptoms and ill-defined conditions (780-796)	3	2	1	10.3	7.8	31.3	-	-	-	0	0	0	57
58 All other diseases (residual)	8	7	1	27.6	27.1	31.3	12	6	6	94.5	90.9	98.4	58
59 Motor vehicle accidents (E810-E823)	18	15	3	62.1	58.1	93.8	4	4	-	31.5	60.6	0	59
60 All other accidents (E800-E807, E825-E949)	5	5	-	17.2	19.4	0	11	9	2	86.6	136.4	32.8	60
61 Suicides (E950-E959)	5	5	-	17.2	19.4	0	1	1	-	7.9	15.2	0	61
62 Homicides (E960-E969)	4	3	1	13.8	11.6	31.3	2	1	1	15.7	15.2	16.4	62
63 Legal intervention (E970-E978)	-	-	-	0	0	0	-	-	-	0	0	0	63
64 All other external injuries (E980-E999)	-	-	-	0	0	0	-	-	-	0	0	0	64

TABLE XIII VITAL STATISTICS, BY COUNTY, BY RACE, GEORGIA, 1970

42

ITEM	ECHOLS						EFFINGHAM						
	Number			Rate or Ratio*			Number			Rate or Ratio*			
	Total	White	Non-White	Total	White	Non-White	Total	White	Non-White	Total	White	Non-White	
1 Estimated population as of July 1,	1,900	1,400	500				13,700	10,200	3,500				1
LIVE BIRTHS													
2 Total	27	16	11	14.2	11.4	22.0	233	157	76	17.0	15.4	21.7	2
3 Delivered in hospital	23	16	7	85.2%	100.0%	63.6%	206	152	54	88.4%	96.8%	71.1%	3
4 Delivered in home by physician	1	-	1	3.7%	0%	9.1%	-	-	-	0%	0%	0%	4
5 Delivered by midwife	3	-	3	11.1%	0%	27.3%	24	2	22	10.3%	1.3%	28.9%	5
6 Other deliveries	-	-	-	0%	0%	0%	3	3	-	1.3%	1.9%	0%	6
7 Immature births	4	3	1	148.1	187.5	90.9	15	9	6	64.4	57.3	78.9	7
8 Live births to unwed mothers	5	-	5	185.2	0	454.5	18	1	17	77.3	6.4	223.7	8
FETAL DEATHS													
9 Total	-	-	-	0	0	0	13	10	3	55.8	63.7	39.5	9
10 Under 20 weeks gestation	-	-	-	0	0	0	10	10	-	42.9	63.7	0	10
11 20-27 weeks gestation	-	-	-	0	0	0	1	-	1	4.3	0	13.2	11
12 28 weeks and more	-	-	-	0	0	0	2	-	2	8.6	0	26.3	12
13 Unknown length of gestation	-	-	-	0	0	0	-	-	-	0	0	0	13
DEATHS													
14 Total, all ages	22	19	3	1157.9	1357.1	600.0	113	80	33	824.8	784.3	942.9	14
15 Under 1 year	1	1	-	37.0	62.5	0	3	-	3	12.9	0	39.5	15
16 Under 28 days	1	1	-	37.0	62.5	0	1	-	1	4.3	0	13.2	16
17 Deaths from immaturity	-	-	-	0	0	0	-	-	-	0	0	0	17
18 1-4 years **	1	-	1	-	-	-	1	1	-	0	0	0	18
19 Maternal deaths	-	-	-	0	0	0	1	-	1	42.9	0	131.6	19
CAUSE OF DEATH													
20 Dysentery (004,006,007,009)	-	-	-	0	0	0	-	-	-	0	0	0	20
21 Tuberculosis, all forms (010-019)	-	-	-	0	0	0	-	-	-	0	0	0	21
22 Meningococcal infections (036)	-	-	-	0	0	0	-	-	-	0	0	0	22
23 Acute infectious encephalitis (062-065)	-	-	-	0	0	0	-	-	-	0	0	0	23
24 Infectious hepatitis (070)	-	-	-	0	0	0	-	-	-	0	0	0	24
25 Typhus and other rickettsioses (080-083)	-	-	-	0	0	0	-	-	-	0	0	0	25
26 Venereal disease (090-099)	-	-	-	0	0	0	-	-	-	0	0	0	26
27 All other diseases classified as infective and parasitic (100-003, 005, 008, 020-035, 037-061, 066-069, 071-079, 084-089, 100-136)	-	-	-	0	0	0	1	-	1	7.3	0	28.6	27
28 Malignant neoplasms, including neoplasms of lymphatic and hematopoietic tissues (140-209)	3	2	1	157.9	142.9	200.0	21	19	2	153.3	186.3	57.1	28
29 Benign neoplasms and neoplasms of unspecified nature (210-239)	-	-	-	0	0	0	-	-	-	0	0	0	29
30 Diabetes Mellitus (250)	-	-	-	0	0	0	1	1	-	7.3	9.8	0	30
31 Avitaminoses & other nutritional deficiency (260-269)	-	-	-	0	0	0	-	-	-	0	0	0	31
32 Anomias (280-285)	-	-	-	0	0	0	1	1	-	7.3	9.8	0	32
33 Nonmeningococcal meningitis (320)	-	-	-	0	0	0	-	-	-	0	0	0	33
34 Active rheumatic fever (390-392)	-	-	-	0	0	0	-	-	-	0	0	0	34
35 Chronic rheumatic heart disease (393-398)	-	-	-	0	0	0	1	1	-	7.3	9.8	0	35
36 Hypertensive disease (400-404)	1	1	-	52.6	71.4	0	5	3	2	36.5	29.4	57.1	36
37 Ischaemic heart disease (410-414)	6	6	-	315.8	428.6	0	36	30	6	262.8	294.1	171.4	37
38 Other forms of heart disease (420-429)	-	-	-	0	0	0	5	5	-	36.5	49.0	0	38
39 Cerebrovascular disease (430-438)	2	1	1	105.3	71.4	200.0	12	7	5	87.6	68.6	142.9	39
40 General arteriosclerosis (440)	1	1	-	52.6	71.4	0	-	-	-	0	0	0	40
41 Other diseases of arteries, arterioles, & capillaries (441-448)	-	-	-	0	0	0	-	-	-	0	0	0	41
42 Influenza (470-474)	-	-	-	0	0	0	-	-	-	0	0	0	42
43 Pneumonia (480-486)	-	-	-	0	0	0	1	1	-	7.3	9.8	0	43
44 Bronchitis, emphysema and asthma (466, 490-493)	-	-	-	0	0	0	1	-	1	7.3	0	28.6	44
45 Other diseases of the respiratory system (460-465, 500-519)	-	-	-	0	0	0	-	-	-	0	0	0	45
46 Peptic ulcer (531-533)	-	-	-	0	0	0	-	-	-	0	0	0	46
47 Appendicitis (540-543)	-	-	-	0	0	0	-	-	-	0	0	0	47
48 Intestinal obstruction and hernia (550-553, 560)	-	-	-	0	0	0	-	-	-	0	0	0	48
49 Gastritis, duodenitis, enteritis & colitis (535, 561, 563)	-	-	-	0	0	0	-	-	-	0	0	0	49
50 Cirrhosis of liver (571)	-	-	-	0	0	0	-	-	-	0	0	0	50
51 Nephritis and nephrosis (580-584)	-	-	-	0	0	0	-	-	-	0	0	0	51
52 Hyperplasia of prostate (600)	-	-	-	0	0	0	-	-	-	0	0	0	52
53 Complications of pregnancy, childbirth and the puerperium (630-678)	-	-	-	0	0	0	1	-	1	7.3	0	23.6	53
54 Congenital anomalies (740-759)	-	-	-	0	0	0	-	-	-	0	0	0	54
55 Birth injuries, difficult labor and other anoxic and hypoxic conditions (764-768, 772, 776)	-	-	-	0	0	0	1	-	1	7.3	0	28.6	55
56 Other causes of neonatal mortality (760-763, 769-771, 773-775, 777-779)	1	1	-	52.6	71.4	0	-	-	-	0	0	0	56
57 Symptoms and ill-defined conditions (780-796)	2	1	1	105.3	71.4	200.0	-	-	-	0	0	0	57
58 All other diseases (residual)	-	-	-	0	0	0	9	4	5	65.7	39.2	142.9	58
59 Motor vehicle accidents (E810-E823)	3	3	-	157.9	214.3	0	8	6	2	58.4	58.8	57.1	59
60 All other accidents (E800-E807, E825-E949)	1	1	-	52.6	71.4	0	8	2	6	58.4	19.6	171.4	60
61 Suicides (E950-E959)	-	-	-	0	0	0	-	-	-	0	0	0	61
62 Homicides (E960-E969)	2	2	-	105.3	142.9	0	1	-	1	7.3	0	28.6	62
63 Legal intervention (E970-E978)	-	-	-	0	0	0	-	-	-	0	0	0	63
64 All other external injuries (E980-E999)	-	-	-	0	0	0	-	-	-	0	0	0	64

TABLE XIII VITAL STATISTICS, BY COUNTY, BY RACE, GEORGIA, 1970

ITEM	ELBERT						EMANUEL						
	Number			Rate or Ratio*			Number			Rate or Ratio*			
	Total	White	Non-White	Total	White	Non-White	Total	White	Non-White	Total	White	Non-White	
1 Estimated population as of July 1,	17,200	11,600	5,600				18,200	12,700	5,500				1
LIVE BIRTHS													
2 Total	312	170	142	18.1	14.7	25.4	340	202	138	18.7	15.9	25.1	2
3 Delivered in hospital	307	170	137	98.4%	100.0%	96.5%	329	201	128	96.8%	99.5%	92.3%	3
4 Delivered in home by physician	2	-	2	0.6%	0%	1.4%	-	-	-	0%	0%	0%	4
5 Delivered by midwife	3	-	3	1.0%	0%	2.1%	11	1	10	3.2%	0.5%	7.2%	5
6 Other deliveries	-	-	-	0%	0%	0%	-	-	-	0%	0%	0%	6
7 Immature births	47	17	30	150.6	100.0	211.3	31	12	19	91.2	59.4	137.7	7
8 Live births to unwed mothers	43	5	38	137.8	29.4	267.6	38	6	32	111.8	29.7	231.9	8
FETAL DEATHS													
9 Total	6	5	1	19.2	29.4	7.0	21	15	6	61.8	74.3	43.5	9
10 Under 20 weeks gestation	1	1	-	3.2	5.9	0	11	9	2	32.4	44.6	14.5	10
11 20-27 weeks gestation	-	-	-	0	0	0	-	-	-	0	0	0	11
12 28 weeks and more	2	2	-	6.4	11.8	0	6	3	3	17.6	14.9	21.7	12
13 Unknown length of gestation	3	2	1	9.6	11.8	7.0	4	3	1	11.8	14.9	7.2	13
DEATHS													
14 Total, all ages	218	145	73	1267.4	1250.0	1303.6	222	159	63	1219.8	1252.0	1145.5	14
15 Under 1 year	6	2	4	19.2	11.8	28.2	8	6	2	23.5	29.7	14.5	15
16 Under 28 days	4	1	3	12.8	5.9	21.1	6	5	1	17.6	24.8	7.2	16
17 Deaths from immaturity	1	-	-	0	0	0	2	2	-	5.9	9.9	0	17
18 1-4 years **	1	-	-	0	0	0	2	1	1	0	0	0	18
19 Maternal deaths	-	-	-	0	0	0	-	-	-	0	0	0	19
CAUSE OF DEATH													
20 Dysentery (004,006,007,009)	2	2	-	11.6	17.2	0	1	1	-	5.5	7.9	0	20
21 Tuberculosis, all forms (010-019)	-	-	-	0	0	0	-	-	-	0	0	0	21
22 Meningococcal Infections (036)	-	-	-	0	0	0	-	-	-	0	0	0	22
23 Acute infectious encephalitis (062-065)	-	-	-	0	0	0	-	-	-	0	0	0	23
24 Infectious Hepatitis (070)	1	-	1	5.8	0	17.9	-	-	-	0	0	0	24
25 Typhus and other rickettsioses (080-083)	-	-	-	0	0	0	-	-	-	0	0	0	25
26 Venereal disease (090-099)	-	-	-	0	0	0	-	-	-	0	0	0	26
27 All other diseases classified as Infective and parasitic (000-003, 005, 008, 020-035, 037-051, 066-069, 071-079, 084-089, 100-136)	1	1	-	5.8	8.6	0	1	-	1	5.5	0	18.2	27
28 Malignant neoplasms, including neoplasms of lymphatic and haematopoietic tissues (140-209)	22	18	4	127.9	155.2	71.4	25	19	6	137.4	149.6	109.1	28
29 Benign neoplasms and neoplasms of unspecified nature (210-239)	1	1	-	5.8	8.6	0	-	-	-	0	0	0	29
30 Diabetes Mellitus (250)	7	4	3	40.7	34.5	53.6	1	-	1	5.5	0	18.2	30
31 Avitaminoses & other nutritional deficiency (260-269)	-	-	-	0	0	0	1	1	-	5.5	7.9	0	31
32 Anemias (280-285)	2	-	2	11.6	0	35.7	-	-	-	0	0	0	32
33 Nonmeningococcal meningitis (320)	-	-	-	0	0	0	1	-	1	5.5	0	18.2	33
34 Active rheumatic fever (390-392)	-	-	-	0	0	0	-	-	-	0	0	0	34
35 Chronic rheumatic heart disease (393-398)	1	1	-	5.8	8.6	0	-	-	-	0	0	0	35
36 Hypertensive disease (400-404)	8	3	5	46.5	25.9	89.3	1	1	-	5.5	7.9	0	36
37 Ischaemic heart disease (410-414)	72	51	21	418.6	439.7	375.0	97	73	24	533.0	574.8	436.4	37
38 Other forms of heart disease (420-429)	2	2	-	11.6	17.2	0	5	5	-	27.5	39.4	0	38
39 Cerebrovascular disease (430-438)	27	20	7	157.0	172.4	125.0	28	16	12	153.8	126.0	218.2	39
40 General arteriosclerosis (440)	6	4	2	34.9	34.5	35.7	1	1	-	5.5	7.9	0	40
41 Other diseases of arteries, arterioles, & capillaries (441-443)	3	2	1	17.4	17.2	17.9	2	1	1	11.0	7.9	18.2	41
42 Influenza (470-474)	2	1	1	11.6	8.6	17.9	2	2	-	11.0	15.7	0	42
43 Pneumonia (480-486)	7	2	5	40.7	17.2	89.3	7	4	3	38.5	31.5	54.5	43
44 Bronchitis, emphysema and asthma (466, 490-493)	10	9	1	58.1	77.6	17.9	2	2	-	11.0	15.7	0	44
45 Other diseases of the respiratory system (460-465, 500-519)	2	2	-	11.6	17.2	0	1	1	-	5.5	7.9	0	45
46 Peptic ulcer (531-533)	-	-	-	0	0	0	1	-	1	5.5	0	18.2	46
47 Appendicitis (540-543)	-	-	-	0	0	0	-	-	-	0	0	0	47
48 Intestinal obstruction and hernia (550-553, 560)	2	1	1	11.6	8.6	17.9	2	2	-	11.0	15.7	0	48
49 Gastritis, duodenitis, enteritis & colitis (535, 561, 563)	-	-	-	0	0	0	-	-	-	0	0	0	49
50 Cirrhosis of liver (571)	-	-	-	0	0	0	1	1	-	5.5	7.9	0	50
51 Nephritis and nephrosis (580-584)	1	1	-	5.8	8.6	0	1	1	-	5.5	7.9	0	51
52 Hyperplasia of prostate (600)	2	-	2	11.6	0	35.7	-	-	-	0	0	0	52
53 Complications of pregnancy, childbirth and the puerperium (630-679)	-	-	-	0	0	0	-	-	-	0	0	0	53
54 Congenital anomalies (740-759)	2	-	2	11.6	0	35.7	1	1	-	5.5	7.9	0	54
55 Birth injuries, difficult labor and other anoxic and hypoxic conditions (764-768, 772, 776)	2	1	1	11.6	8.6	17.9	1	1	-	5.5	7.9	0	55
56 Other causes of neonatal mortality (760-763, 769-771, 773-775, 777-779)	-	-	-	0	0	0	4	4	-	22.0	31.5	0	56
57 Symptoms and ill-defined conditions (780-796)	3	2	1	17.4	17.2	17.9	-	-	-	0	0	0	57
58 All other diseases (residual)	9	5	4	52.3	43.1	71.4	8	5	3	44.0	39.4	54.5	58
59 Motor vehicle accidents (E810-E823)	14	9	5	81.4	77.6	89.3	16	14	2	87.9	110.2	36.4	59
60 All other accidents (E800-E807, E825-E949)	7	3	4	40.7	25.9	71.4	6	2	4	33.0	15.7	72.7	60
61 Suicides (E950-E959)	-	-	-	0	0	0	1	1	-	5.5	7.9	0	61
62 Homicides (E960-E969)	-	-	-	0	0	0	4	-	4	22.0	0	72.7	62
63 Legal intervention (E970-E978)	-	-	-	0	0	0	-	-	-	0	0	0	63
64 All other external injuries (E980-E999)	-	-	-	0	0	0	-	-	-	0	0	0	64

TABLE X III VITAL STATISTICS, BY COUNTY, BY RACE, GEORGIA, 1970

ITEM	EVANS						FANNIN						
	Number			Rate or Ratio*			Number			Rate or Ratio*			
	Total	White	Non-White	Total	White	Non-White	Total	White	Non-White	Total	White	Non-White	
1 Estimated population as of July 1,	7,300	4,900	2,400				13,400	13,200	200				1
LIVE BIRTHS													
2 Total	132	81	51	18.1	16.5	21.3	200	200	-	14.9	15.2	0	2
3 Delivered in hospital	128	79	49	97.0%	97.5%	96.1%	200	200	-	100.0%	100.0%	...	3
4 Delivered in home by physician	3	1	2	2.3%	1.2%	3.9%	-	-	-	0%	0%	...	4
5 Delivered by midwife	1	1	-	0.8%	1.2%	0%	-	-	-	0%	0%	...	5
6 Other deliveries	-	-	-	0%	0%	0%	-	-	-	0%	0%	...	6
7 Immature births	14	4	10	106.1	49.4	196.1	12	12	-	60.0	60.0	...	7
8 Live births to unwed mothers	24	1	23	181.8	12.3	451.0	8	8	-	40.0	40.0	...	8
FETAL DEATHS													
9 Total	9	8	1	68.2	98.8	19.6	7	7	-	35.0	35.0	...	9
10 Under 20 weeks gestation	7	7	-	53.0	86.4	0	-	-	-	0	0	...	10
11 20-27 weeks gestation	1	1	-	7.6	12.3	0	1	1	-	5.0	5.0	...	11
12 28 weeks and more	1	1	1	7.6	0	19.6	5	5	-	25.0	25.0	...	12
13 Unknown length of gestation	-	-	-	0	0	0	1	1	-	5.0	5.0	...	13
DEATHS													
14 Total, all ages	89	56	33	1219.2	1142.9	1375.0	126	124	2	940.3	939.4	1000.0	14
15 Under 1 year	6	2	4	45.5	24.7	78.4	4	4	-	20.0	20.0	...	15
16 Under 28 days	3	2	1	22.7	24.7	19.6	3	3	-	15.0	15.0	...	16
17 Deaths from immaturity	1	-	1	7.6	0	19.6	2	2	-	10.0	10.0	...	17
18 1-4 years **	1	1	-	-	-	-	1	1	-	-	-	...	18
19 Maternal deaths	-	-	-	0	0	0	-	-	-	0	0	...	19
CAUSE OF DEATH													
20 Dysentery (004,006,007,009)	1	-	1	13.7	0	41.7	-	-	-	0	0	0	20
21 Tuberculosis, all forms (010-019)	-	-	-	0	0	0	-	-	-	0	0	0	21
22 Meningococcal Infections (036)	-	-	-	0	0	0	-	-	-	0	0	0	22
23 Acute Infectious encephalitis (062-065)	-	-	-	0	0	0	-	-	-	0	0	0	23
24 Infectious Hepatitis (070)	-	-	-	0	0	0	-	-	-	0	0	0	24
25 Typhus and other rickettsioses (080-083)	-	-	-	0	0	0	-	-	-	0	0	0	25
26 Venereal disease (090-099)	-	-	-	0	0	0	-	-	-	0	0	0	26
27 All other diseases classified as infective and parasitic (000-003, 005, 008, 020-035, 037-061, 066-069, 071-079, 084-089, 100-136)	-	-	-	0	0	0	-	-	-	0	0	0	27
28 Malignant neoplasms, including neoplasms of lymphatic and haematopoietic tissues (140-209)	11	8	3	150.7	163.3	125.0	19	18	1	141.8	136.4	500.0	28
29 Benign neoplasms and neoplasms of unspecified nature (210-239)	-	-	-	0	0	0	1	1	-	7.5	7.6	0	29
30 Diabetes Mellitus (250)	4	3	1	54.8	61.2	41.7	2	2	-	14.9	15.2	0	30
31 Avitaminoses & other nutritional deficiency (260-269)	-	-	-	0	0	0	-	-	-	0	0	0	31
32 Anemias (280-285)	-	-	-	0	0	0	-	-	-	0	0	0	32
33 Nonmeningococcal meningitis (320)	-	-	-	0	0	0	-	-	-	0	0	0	33
34 Active rheumatic fever (390-392)	-	-	-	0	0	0	-	-	-	0	0	0	34
35 Chronic rheumatic heart disease (393-398)	-	-	-	0	0	0	-	-	-	0	0	0	35
36 Hypertensive disease (400-404)	1	-	1	13.7	0	41.7	1	1	-	7.5	7.6	0	36
37 Ischaemic heart disease (410-414)	17	12	5	232.9	244.9	208.3	50	50	-	373.1	378.8	0	37
38 Other forms of heart disease (420-429)	3	3	-	41.1	61.2	0	4	4	-	29.9	30.3	0	38
39 Cerebrovascular disease (430-438)	16	8	8	219.2	153.3	333.3	16	16	-	119.4	121.2	0	39
40 General arteriosclerosis (440)	1	1	-	13.7	20.4	0	-	-	-	0	0	0	40
41 Other diseases of arteries, arterioles, & capillaries (441-448)	-	-	-	0	0	0	2	1	1	14.9	7.6	500.0	41
42 Influenza (470-474)	-	-	-	0	0	0	-	-	-	0	0	0	42
43 Pneumonia (480-486)	11	2	9	150.7	40.8	375.0	5	5	-	37.3	37.9	0	43
44 Bronchitis, emphysema and asthma (466, 490-493)	1	1	-	13.7	20.4	0	2	2	-	14.9	15.2	0	44
45 Other diseases of the respiratory system (460-465, 500-519)	-	-	-	0	0	0	1	1	-	7.5	7.6	0	45
46 Peptic ulcer (531-533)	-	-	-	0	0	0	1	1	-	7.5	7.6	0	46
47 Appendicitis (540-543)	1	1	-	13.7	20.4	0	-	-	-	0	0	0	47
48 Intestinal obstruction and hernia (550-553, 560)	-	-	-	0	0	0	-	-	-	0	0	0	48
49 Gastritis, duodenitis, enteritis & colitis (535, 561, 563)	-	-	-	0	0	0	-	-	-	0	0	0	49
50 Cirrhosis of liver (571)	2	2	-	27.4	40.8	0	-	-	-	0	0	0	50
51 Nephritis and nephrosis (580-584)	1	-	1	13.7	0	41.7	-	-	-	0	0	0	51
52 Hyperplasia of prostate (600)	-	-	-	0	0	0	-	-	-	0	0	0	52
53 Complications of pregnancy, childbirth and the puerperium (630-678)	-	-	-	0	0	0	-	-	-	0	0	0	53
54 Congenital anomalies (740-759)	-	-	-	0	0	0	2	2	-	14.9	15.2	0	54
55 Birth injuries, difficult labor and other anoxic and hypoxic conditions (764-768, 772, 776)	2	2	-	27.4	40.8	0	-	-	-	0	0	0	55
56 Other causes of neonatal mortality (760-763, 769-771, 773-775, 777-779)	1	-	1	13.7	0	41.7	2	2	-	14.9	15.2	0	56
57 Symptoms and ill-defined conditions (780-796)	1	1	-	13.7	20.4	0	3	3	-	22.4	22.7	0	57
58 All other diseases (residual)	7	6	1	95.9	122.4	41.7	3	3	-	22.4	22.7	0	58
59 Motor vehicle accidents (E810-E823)	4	3	1	54.8	61.2	41.7	4	4	-	29.9	30.3	0	59
60 All other accidents (E800-E807, E825-E849)	4	3	1	54.8	61.2	41.7	5	5	-	37.3	37.9	0	60
61 Suicides (E950-E959)	-	-	-	0	0	0	1	1	-	7.5	7.6	0	61
62 Homicides (E960-E969)	-	-	-	0	0	0	2	2	-	14.9	15.2	0	62
63 Legal intervention (E970-E978)	-	-	-	0	0	0	-	-	-	0	0	0	63
64 All other external injuries (E980-E999)	-	-	-	0	0	0	-	-	-	0	0	0	64

TABLE XIII VITAL STATISTICS, BY COUNTY, BY RACE, GEORGIA, 1970

ITEM	FAYETTE						FLOYD						
	Number			Rate or Ratio*			Number			Rate or Ratio*			
	Total	White	Non-White	Total	White	Non-White	Total	White	Non-White	Total	White	Non-White	
1 Estimated population as of July 1,	11,500	9,500	2,000				72,400	62,800	9,600				1
LIVE BIRTHS													
2 Total	207	161	46	18.0	16.9	23.0	1,371	1,135	236	18.9	18.1	24.6	2
3 Delivered in hospital	201	161	40	97.1%	100.0%	87.0%	1,369	1,134	235	99.9%	99.9%	99.6%	3
4 Delivered in home by physician	3	-	3	1.4%	0%	6.5%	2	1	1	0.1%	0.1%	0.4%	4
5 Delivered by midwife	3	-	3	1.4%	0%	6.5%	-	-	-	0%	0%	0%	5
6 Other deliveries	-	-	-	0%	0%	0%	-	-	-	0%	0%	0%	6
7 Immature births	12	11	1	58.0	68.3	21.7	134	93	41	97.7	81.9	173.7	7
8 Live births to unwed mothers	15	5	10	72.5	31.1	217.4	104	40	64	75.9	35.2	271.2	8
FETAL DEATHS													
9 Total	7	7	-	33.8	43.5	0	35	26	9	25.5	22.9	33.1	9
10 Under 20 weeks gestation	3	3	-	14.5	18.5	0	10	7	3	7.3	6.2	12.7	10
11 20-27 weeks gestation	2	2	-	9.7	12.4	0	8	5	3	5.8	4.4	12.7	11
12 28 weeks and more	2	2	-	9.7	12.4	0	16	13	3	11.7	11.5	12.7	12
13 Unknown length of gestation	-	-	-	0	0	0	1	1	-	0.7	0.9	0	13
DEATHS													
14 Total, all ages	97	84	13	842.5	884.2	650.0	708	585	123	977.9	931.5	1281.3	14
15 Under 1 year	1	1	-	4.8	6.2	0	34	22	12	24.8	19.4	50.8	15
16 Under 28 days	-	-	-	0	0	0	27	17	10	19.7	15.0	42.4	16
17 Deaths from Immaturity	-	-	-	0	0	0	9	3	6	6.6	2.6	25.4	17
18 1-4 years **	1	1	-	-	-	-	4	4	-	-	-	-	18
19 Maternal deaths	1	1	-	48.2	62.1	0	-	-	-	0	0	0	19
CAUSE OF DEATH													
20 Dysentery (004,005,007,009)	-	-	-	0	0	0	1	1	-	1.4	1.6	0	20
21 Tuberculosis, all forms (010-019)	-	-	-	0	0	0	5	3	2	6.9	4.8	20.8	21
22 Meningococcal Infections (026)	-	-	-	0	0	0	-	-	-	0	0	0	22
23 Acute infectious encephalitis (062-065)	-	-	-	0	0	0	-	-	-	0	0	0	23
24 Infectious Hepatitis (070)	-	-	-	0	0	0	2	2	-	2.8	3.2	0	24
25 Typhus and other rickettsioses (080-083)	-	-	-	0	0	0	-	-	-	0	0	0	25
26 Venereal disease (090-099)	-	-	-	0	0	0	-	-	-	0	0	0	26
27 All other diseases classified as infective and parasitic (000-003, 005, 008, 020-035, 037-061, 066-069, 071-079, 084-089, 100-136)	1	1	-	8.7	10.5	0	4	4	-	5.5	6.4	0	27
28 Malignant neoplasms, including neoplasms of lymphatic and haematopoietic tissues (140-209)	15	13	2	130.4	136.8	100.0	94	86	8	129.8	136.9	83.3	28
29 Benign neoplasms and neoplasms of unspecified nature (210-229)	-	-	-	0	0	0	2	1	1	2.8	1.6	10.4	29
30 Diabetes Mellitus (250)	-	-	-	0	0	0	9	7	2	12.4	11.1	20.8	30
31 Avitaminosis & other nutritional deficiency (260-269)	-	-	-	0	0	0	1	1	-	1.4	1.6	0	31
32 Anemias (280-285)	-	-	-	0	0	0	-	-	-	0	0	0	32
33 Nonmeningococcal meningitis (320)	-	-	-	0	0	0	1	-	1	1.4	0	10.4	33
34 Active rheumatic fever (390-392)	-	-	-	0	0	0	-	-	-	0	0	0	34
35 Chronic rheumatic heart disease (393-398)	-	-	-	0	0	0	2	2	-	2.8	3.2	0	35
36 Hypertensive disease (400-404)	1	-	1	8.7	0	50.0	14	10	4	19.3	15.9	41.7	36
37 Ischaemic heart disease (410-414)	33	32	1	287.0	336.8	50.0	220	196	24	303.9	312.1	250.0	37
38 Other forms of heart disease (420-429)	3	3	-	25.1	31.5	0	13	10	3	18.0	15.9	31.3	38
39 Cerebrovascular disease (430-438)	14	13	1	121.7	135.8	50.0	110	91	19	151.9	144.9	197.9	39
40 General arteriosclerosis (440)	3	2	1	26.1	21.1	50.0	16	14	2	22.1	22.3	20.8	40
41 Other diseases of arterios, arterioles, & capillaries (441-448)	1	1	-	8.7	10.5	0	13	11	2	18.0	17.5	20.8	41
42 Influenza (470-474)	-	-	-	0	0	0	2	2	-	2.8	3.2	0	42
43 Pneumonia (480-486)	4	4	-	34.8	42.1	0	16	13	3	22.1	20.7	31.3	43
44 Bronchitis, emphysema and asthma (486, 490-493)	1	1	-	8.7	10.5	0	13	12	1	18.0	19.1	10.4	44
45 Other diseases of the respiratory system (460-465, 500-519)	1	1	-	8.7	10.5	0	6	6	-	8.3	9.6	0	45
46 Peptic ulcer (531-533)	-	-	-	0	0	0	4	4	-	5.5	6.4	0	46
47 Appendicitis (540-543)	1	1	-	8.7	10.5	0	-	-	-	0	0	0	47
48 Intestinal obstruction and hernia (550-553, 560)	1	1	-	8.7	10.5	0	3	1	2	4.1	1.6	20.8	48
49 Gastric, duodenitis, enteritis & colitis (535, 561, 563)	-	-	-	0	0	0	-	-	-	0	0	0	49
50 Cirrhosis of liver (571)	2	2	-	17.4	21.1	0	11	9	2	15.2	14.3	20.8	50
51 Nephritis and nephrosis (580-584)	-	-	-	0	0	0	5	2	3	6.9	5.2	31.3	51
52 Hyperplasia of prostate (600)	-	-	-	0	0	0	2	1	1	2.8	1.6	10.4	52
53 Complications of pregnancy, childbirth and the puerperium (630-678)	1	1	-	8.7	10.5	0	-	-	-	0	0	0	53
54 Congenital anomalies (740-759)	1	1	-	8.7	10.5	0	9	7	2	12.4	11.1	20.8	54
55 Birth injuries, difficult labor and other anoxic and hypoxic conditions (764-768, 772, 776)	-	-	-	0	0	0	14	12	2	19.3	19.1	20.8	55
56 Other causes of neonatal mortality (760-763, 769-771, 773-775, 777-779)	-	-	-	0	0	0	11	4	7	15.2	6.4	72.9	56
57 Symptoms and ill-defined conditions (780-796)	1	-	1	8.7	0	50.0	4	3	1	5.5	4.8	10.4	57
58 All other diseases (residual)	5	3	2	43.5	31.6	100.0	37	23	14	51.1	35.6	145.8	58
59 Motor vehicle accidents (E810-E823)	5	3	2	43.5	31.6	100.0	25	21	4	34.5	33.4	41.7	59
60 All other accidents (E800-E807, E825-E949)	3	1	2	25.1	10.5	100.0	23	15	8	31.8	23.9	83.3	60
61 Suicides (E950-E959)	-	-	-	0	0	0	4	4	-	5.5	6.4	0	61
62 Homicides (E960-E-969)	-	-	-	0	0	0	12	7	5	15.6	11.1	52.1	62
63 Legal intervention (E970-E978)	-	-	-	0	0	0	-	-	-	0	0	0	63
64 All other external injuries (E980-E999)	-	-	-	0	0	0	-	-	-	0	0	0	64

TABLE XIII VITAL STATISTICS, BY COUNTY, BY RACE, GEORGIA, 1970

ITEM	FORSYTH						FRANKLIN						
	Number			Rate or Ratio*			Number			Rate or Ratio*			
	Total	White	Non-White	Total	White	Non-White	Total	White	Non-White	Total	White	Non-White	
1 Estimated population as of July 1,	17,100	16,900	200				12,800	11,200	1,600				1
LIVE BIRTHS													
2 Total	367	367	-	21.5	21.7	00	264	218	46	20.6	19.5	28.8	2
3 Delivered in hospital	367	367	-	100.0%	100.0%	...	263	218	45	99.6%	100.0%	97.8%	3
4 Delivered in home by physician	-	-	-	0%	0%	...	-	-	-	0%	0%	0%	4
5 Delivered by midwife	-	-	-	0%	0%	...	1	-	1	0.4%	0%	2.2%	5
6 Other deliveries	-	-	-	0%	0%	...	-	-	-	0%	0%	0%	6
7 Immature births	28	28	-	76.3	76.3	...	29	21	8	109.8	96.3	173.9	7
8 Live births to unwed mothers	11	11	-	30.0	30.0	...	19	4	15	72.0	18.3	326.1	8
FETAL DEATHS													
9 Total	8	8	-	21.8	21.8	...	3	3	-	11.4	13.8	0	9
10 Under 20 weeks gestation	1	1	-	2.7	2.7	...	-	-	-	0	0	0	10
11 20-27 weeks gestation	1	1	-	2.7	2.7	...	-	-	-	0	0	0	11
12 28 weeks and more	6	6	-	16.3	16.3	...	2	2	-	7.6	9.2	0	12
13 Unknown length of gestation	-	-	-	0	0	...	1	1	-	3.8	4.6	0	13
DEATHS													
14 Total, all ages	130	130	-	760.2	769.2	0	157	144	13	1226.6	1285.7	812.5	14
15 Under 1 year	5	5	-	13.6	13.6	...	6	5	1	22.7	22.9	21.7	15
16 Under 28 days	3	3	-	8.2	8.2	...	5	5	-	18.9	22.9	0	16
17 Deaths from immaturity	-	-	-	0	0	...	-	-	-	0	0	0	17
18 1-4 years **	1	1	-	-	-	...	1	1	-	-	-	-	18
19 Maternal deaths	-	-	-	0	0	...	-	-	-	0	0	0	19
CAUSE OF DEATH													
20 Dysentery (004,006,007,008)	-	-	-	0	0	0	-	-	-	0	0	0	20
21 Tuberculosis, all forms (010-019)	-	-	-	0	0	0	-	-	-	0	0	0	21
22 Meningococcal Infections (036)	-	-	-	0	0	0	-	-	-	0	0	0	22
23 Acute infectious encephalitis (062-065)	-	-	-	0	0	0	-	-	-	0	0	0	23
24 Infectious Hepatitis (070)	-	-	-	0	0	0	-	-	-	0	0	0	24
25 Typhus and other rickettsiosis (080-083)	-	-	-	0	0	0	-	-	-	0	0	0	25
26 Venereal disease (090-099)	-	-	-	0	0	0	-	-	-	0	0	0	26
27 All other diseases classified as Infective and parasitic (000-003, 005, 008, 020-035, 037-061, 066-069, 071-079, 084-089, 100-136)	-	-	-	0	0	0	-	-	-	0	0	0	27
28 Malignant neoplasms, including neoplasms of lymphatic and haematopoietic tissues (140-209)	18	18	-	105.3	106.5	0	20	19	1	156.3	169.6	62.5	28
29 Benign neoplasms and neoplasms of unspecified nature (210-239)	-	-	-	0	0	0	2	2	-	15.6	17.9	0	29
30 Diabetes Mellitus (250)	3	3	-	17.5	17.8	0	1	1	-	7.8	8.9	0	30
31 Avitaminoses & other nutritional deficiency (260-269)	-	-	-	0	0	0	-	-	-	0	0	0	31
32 Anomias (280-285)	-	-	-	0	0	0	-	-	-	0	0	0	32
33 Nonmeningococcal meningitis (320)	-	-	-	0	0	0	-	-	-	0	0	0	33
34 Active rheumatic fever (390-392)	-	-	-	0	0	0	-	-	-	0	0	0	34
35 Chronic rheumatic heart disease (393-398)	2	2	-	11.7	11.8	0	-	-	-	0	0	0	35
36 Hypertensive disease (400-404)	1	1	-	5.8	5.9	0	2	2	-	15.6	17.9	0	36
37 Ischaemic heart disease (410-414)	41	41	-	239.8	242.6	0	50	46	4	390.6	410.7	250.0	37
38 Other forms of heart disease (420-429)	4	4	-	23.4	23.7	0	-	-	-	0	0	0	38
39 Cerebrovascular disease (430-438)	10	10	-	58.5	59.2	0	16	16	-	125.0	142.9	0	39
40 General arteriosclerosis (440)	1	1	-	5.8	5.9	0	3	3	-	23.4	26.8	0	40
41 Other diseases of arteries, arterioles, & capillaries (441-448)	3	3	-	17.5	17.8	0	3	2	1	23.4	17.9	62.5	41
42 Influenza (470-474)	-	-	-	0	0	0	3	2	1	23.4	17.9	62.5	42
43 Pneumonia (480-486)	7	7	-	40.9	41.4	0	7	6	1	54.7	53.6	62.5	43
44 Bronchitis, emphysema and asthma (466, 490-493)	1	1	-	5.8	5.9	0	3	2	1	23.4	17.9	62.5	44
45 Other diseases of the respiratory system (460-465, 500-519)	3	3	-	17.5	17.8	0	-	-	-	0	0	0	45
46 Peptic ulcer (531-533)	-	-	-	0	0	0	1	1	-	7.8	8.9	0	46
47 Appendicitis (540-543)	-	-	-	0	0	0	-	-	-	0	0	0	47
48 Intestinal obstruction and hernia (550-553, 560)	-	-	-	0	0	0	2	1	1	15.6	8.9	62.5	48
49 Gastritis, duodenitis, enteritis & colitis (535, 561, 563)	1	1	-	5.8	5.9	0	-	-	-	0	0	0	49
50 Cirrhosis of liver (571)	1	1	-	5.8	5.9	0	-	-	-	0	0	0	50
51 Nephritis and nephrosis (580-584)	-	-	-	0	0	0	1	1	-	7.8	8.9	0	51
52 Hyperplasia of prostate (600)	1	1	-	5.8	5.9	0	-	-	-	0	0	0	52
53 Complications of pregnancy, childbirth and the puerperium (630-678)	-	-	-	0	0	0	-	-	-	0	0	0	53
54 Congenital anomalies (740-759)	-	-	-	0	0	0	-	-	-	0	0	0	54
55 Birth injuries, difficult labor and other anoxic and hypoxic conditions (764-768, 772, 776)	2	2	-	11.7	11.8	0	4	4	-	31.3	35.7	0	55
56 Other causes of neonatal mortality (760-763, 769-771, 773-775, 777-779)	-	-	-	0	0	0	1	1	-	7.8	8.9	0	56
57 Symptoms and ill-defined conditions (780-796)	1	1	-	5.8	5.9	0	4	4	-	31.3	35.7	0	57
58 All other diseases (residual)	8	8	-	46.8	47.3	0	8	8	-	52.5	71.4	0	58
59 Motor vehicle accidents (E810-E823)	14	14	-	81.9	82.8	0	16	15	1	125.0	133.9	62.5	59
60 All other accidents (E800-E807, E825-E949)	5	5	-	29.2	29.6	0	6	5	1	46.9	44.6	62.5	60
61 Suicides (E950-E959)	3	3	-	17.5	17.8	0	1	1	-	7.8	8.9	0	61
62 Homicides (E960-E969)	-	-	-	0	0	0	3	2	1	23.4	17.9	62.5	62
63 Legal intervention (E970-E978)	-	-	-	0	0	0	-	-	-	0	0	0	63
64 All other external injuries (E980-E999)	-	-	-	0	0	0	-	-	-	0	0	0	64

TABLE XIII VITAL STATISTICS, BY COUNTY, BY RACE, GEORGIA, 1970

ITEM	FULTON						GILMER					
	Number			Rate or Ratio*			Number			Rate or Ratio*		
	Total	White	Non-White	Total	White	Non-White	Total	White	Non-White	Total	White	Non-White
1 Estimated population as of July 1.	597,500	361,700	235,800				9,000	8,900	100			
LIVE BIRTHS												
2 Total	12,437	6,400	6,037	20.8	17.7	25.6	145	145	-	16.1	16.3	00
3 Delivered in hospital	12,387	6,391	5,996	99.6%	99.9%	99.3%	145	145	-	100.0%	100.0%	...
4 Delivered in home by physician	45	7	38	0.4%	0.1%	0.6%	-	-	-	0%	0%	...
5 Delivered by midwife	3	1	2	0.0%	0.0%	0.0%	-	-	-	0%	0%	...
6 Other deliveries	2	1	1	0.0%	0.0%	0.0%	-	-	-	0%	0%	...
7 Immature births	1,243	440	803	99.9	68.8	133.0	18	18	-	124.1	124.1	...
8 Live births to unwed mothers	1,979	341	1,638	159.1	53.3	271.3	4	4	-	27.6	27.6	...
FETAL DEATHS												
9 Total	592	365	227	47.6	57.0	37.6	2	2	-	13.8	13.8	...
10 Under 20 weeks gestation	355	269	86	28.5	42.0	14.2	1	1	-	6.9	6.9	...
11 20-27 weeks gestation	103	42	61	8.3	6.6	10.1	1	1	-	6.9	6.9	...
12 28 weeks and more	123	49	74	9.9	7.7	12.3	-	-	-	0	0	...
13 Unknown length of gestation	11	5	6	0.9	0.8	1.0	-	-	-	0	0	...
DEATHS												
14 Total, all ages	6,219	3,636	2,583	1040.8	1005.3	1095.4	86	86	-	955.6	966.3	0
15 Under 1 year	267	97	170	21.5	15.2	28.2	4	4	-	27.6	27.6	...
16 Under 28 days	210	79	131	16.9	12.3	21.7	3	3	-	20.7	20.7	...
17 Deaths from immaturity	16	12	4	1.3	1.9	0.7	-	-	-	0	0	...
18 1-4 years **	37	12	25	-	-	-	-	-	-	-	-	...
19 Maternal deaths	2	-	2	1.6	0	3.3	-	-	-	0	0	...
CAUSE OF DEATH												
20 Dysentery (004,005,007,009)	6	3	3	1.0	0.8	1.3	-	-	-	0	0	0
21 Tuberculosis, all forms (010-019)	26	9	17	4.4	2.5	7.2	-	-	-	0	0	0
22 Meningococcal Infections (036)	1	-	1	0.2	0	0.4	-	-	-	0	0	0
23 Acute Infectious encephalitis (062-065)	-	-	-	0	0	0	-	-	-	0	0	0
24 Infectious Hepatitis (070)	7	4	3	1.2	1.1	1.3	-	-	-	0	0	0
25 Typhus and other rickettsias (080-083)	-	-	-	0	0	0	-	-	-	0	0	0
26 Venereal disease (090-099)	3	1	2	0.5	0.2	0.8	-	-	-	0	0	0
27 All other diseases classified as infective and parasitic (000-003, 005, 008, 020-035, 037-061, 066-069, 071-079, 084-089, 100-136)	43	17	26	7.2	4.7	11.0	1	1	-	11.1	11.2	0
28 Malignant neoplasms, including neoplasms of lymphatic and haematopoietic tissues (140-209)	948	626	322	158.7	173.1	136.6	14	14	-	155.6	157.3	0
29 Benign neoplasms and neoplasms of unspecified nature (210-239)	12	5	9	2.0	0.8	3.8	1	1	-	11.1	11.2	0
30 Diabetes Mellitus (250)	109	38	71	18.2	10.5	30.1	2	2	-	22.2	22.5	0
31 Avitaminoses & other nutritional deficiency (260-269)	6	2	4	1.0	0.6	1.7	-	-	-	0	0	0
32 Anemias (280-285)	2	2	7	1.5	0.6	3.0	-	-	-	0	0	0
33 Nonmeningococcal meningitis (320)	9	4	5	1.5	1.1	2.1	-	-	-	0	0	0
34 Active rheumatic fever (390-392)	3	1	2	0.5	0.3	0.8	-	-	-	0	0	0
35 Chronic rheumatic heart disease (393-398)	41	26	15	6.9	7.2	6.4	1	1	-	11.1	11.2	0
36 Hypertensive disease (400-404)	72	21	51	12.1	5.8	21.6	1	1	-	11.1	11.2	0
37 Ischaemic heart disease (410-414)	1,697	1,138	559	284.0	314.6	237.1	18	18	-	200.0	202.2	0
38 Other forms of heart disease (420-429)	149	71	78	24.9	19.6	33.1	3	3	-	33.3	33.7	0
39 Cerebrovascular disease (430-438)	727	444	283	121.7	122.8	120.0	16	16	-	177.8	179.8	0
40 General arteriosclerosis (440)	75	52	23	12.6	14.4	9.8	5	5	-	55.6	56.2	0
41 Other diseases of arteries, arterioles, & capillaries (441-448)	69	51	18	11.5	14.1	7.6	1	1	-	11.1	11.2	0
42 Influenza (470-474)	16	10	6	2.7	2.8	2.5	-	-	-	0	0	0
43 Pneumonia (480-486)	263	138	125	44.0	38.2	53.0	1	1	-	11.1	11.2	0
44 Bronchitis, emphysema and asthma (466, 490-493)	82	70	12	13.7	19.4	5.1	1	1	-	11.1	11.2	0
45 Other diseases of the respiratory system (460-465, 500-519)	59	37	22	9.9	10.2	9.3	1	1	-	11.1	11.2	0
46 Peptic ulcer (531-533)	18	16	2	3.0	4.4	0.8	-	-	-	0	0	0
47 Appendicitis (540-543)	1	1	-	0.2	0.3	0	1	1	-	11.1	11.2	0
48 Intestinal obstruction and hernia (550-553, 560)	20	14	6	3.3	3.9	2.5	1	1	-	11.1	11.2	0
49 Gastritis, duodenitis, enteritis & colitis (535, 561, 563)	5	1	4	0.8	0.3	1.7	-	-	-	0	0	0
50 Cirrhosis of liver (571)	113	75	38	18.9	20.7	16.1	-	-	-	0	0	0
51 Nephritis and nephrosis (580-584)	61	13	48	10.2	3.6	20.4	-	-	-	0	0	0
52 Hyperplasia of prostate (600)	8	7	1	1.3	1.9	0.4	-	-	-	0	0	0
53 Complications of pregnancy, childbirth and the puerperium (630-678)	2	-	2	0.3	0	0.8	-	-	-	0	0	0
54 Congenital anomalies (740-759)	45	19	26	7.5	5.2	11.0	-	-	-	0	0	0
55 Birth injuries, difficult labor and other anoxic and hypoxic conditions (764-768, 772, 776)	100	22	78	16.7	6.1	33.1	1	1	-	11.1	11.2	0
56 Other causes of neonatal mortality (760-763, 769-771, 773-775, 777-779)	68	37	31	11.4	10.2	13.1	-	-	-	0	0	0
57 Symptoms and ill-defined conditions (780-796)	178	68	110	29.8	18.8	46.6	-	-	-	0	0	0
58 All other diseases (residual)	453	258	195	75.8	71.3	82.7	4	4	-	44.4	44.9	0
59 Motor vehicle accidents (E810-E823)	161	89	72	26.9	24.6	30.5	4	4	-	44.4	44.9	0
60 All other accidents (E800-E807, E825-E949)	190	98	92	31.8	27.1	39.0	7	7	-	77.8	78.7	0
61 Suicides (E950-E959)	117	97	20	19.6	26.8	8.5	-	-	-	0	0	0
62 Homicides (E960-E969)	227	45	182	38.0	12.4	77.2	2	2	-	22.2	22.5	0
63 Legal Intervention (E970-E978)	8	?	?	1.2	0.6	2.5	-	-	-	0	0	0
64 All other external injuries (E980-E999)	12	6	6	2.0	1.7	2.5	-	-	-	0	0	0

TABLE XIII VITAL STATISTICS, BY COUNTY, BY RACE, GEORGIA, 1970

ITEM	GLASCOCK						GLYNN						
	Number			Rate or Ratio*			Number			Rate or Ratio*			
	Total	White	Non-White	Total	White	Non-White	Total	White	Non-White	Total	White	Non-White	
1 Estimated population as of July 1,	2,300	1,700	600				47,800	35,400	12,400				1
LIVE BIRTHS													
2 Total	33	20	13	14.3	11.8	21.7	1,095	790	305	22.9	22.3	24.6	2
3 Delivered in hospital	32	20	12	97.0%	100.0%	92.3%	1,073	789	284	98.0%	99.9%	93.1%	3
4 Delivered in home by physician	1	-	1	3.0%	0%	7.7%	2	-	2	0.2%	0%	0.7%	4
5 Delivered by midwife	-	-	-	0%	0%	0%	18	1	17	1.6%	0.1%	5.6%	5
6 Other deliveries	-	-	-	0%	0%	0%	2	-	2	0.2%	0%	0.7%	6
7 Immature births	4	2	2	121.2	100.0	153.8	127	72	55	116.0	91.1	180.3	7
8 Live births to unwed mothers	4	-	4	121.2	0	367.7	99	24	75	90.4	30.4	245.9	8
FETAL DEATHS													
9 Total	3	-	3	90.9	0	230.8	11	11	-	10.0	13.9	0	9
10 Under 20 weeks gestation	2	-	2	60.6	0	153.8	3	3	-	2.7	3.8	0	10
11 20-27 weeks gestation	1	-	1	30.3	0	76.9	1	1	-	0.9	1.3	0	11
12 28 weeks and more	-	-	-	0	0	0	6	6	-	5.5	7.6	0	12
13 Unknown length of gestation	-	-	-	0	0	0	1	1	-	0.9	1.3	0	13
DEATHS													
14 Total, all ages	24	22	2	1043.5	1294.1	333.5	444	291	153	928.9	822.0	1233.9	14
15 Under 1 year	1	-	1	30.3	0	76.9	38	21	17	34.7	26.6	55.7	15
16 Under 28 days	1	-	1	30.3	0	76.9	33	19	14	30.1	24.1	45.9	16
17 Deaths from immaturity	1	-	1	30.3	0	76.9	4	1	3	3.7	1.3	9.8	17
18 1-4 years **	1	1	-	0	0	0	1	-	1	0	0	0	18
19 Maternal deaths	-	-	-	0	0	0	-	-	-	0	0	0	19
CAUSE OF DEATH													
20 Dysentery (004,006,007,009)	-	-	-	0	0	0	2	2	-	4.2	5.6	0	20
21 Tuberculosis, all forms (010-019)	-	-	-	0	0	0	3	1	2	6.3	2.8	16.1	21
22 Meningococcal Infections (036)	-	-	-	0	0	0	-	-	-	0	0	0	22
23 Acute infectious encephalitis (062-065)	-	-	-	0	0	0	-	-	-	0	0	0	23
24 Infectious Hepatitis (070)	-	-	-	0	0	0	-	-	-	0	0	0	24
25 Typhus and other rickettsioses (080-083)	-	-	-	0	0	0	-	-	-	0	0	0	25
26 Venereal disease (090-099)	-	-	-	0	0	0	-	-	-	0	0	0	26
27 All other diseases classified as infective and parasitic (000-003, 005, 008, 020-035, 037-061, 066-069, 071-079, 084-089, 100-136)	1	1	-	43.5	58.8	0	2	1	1	4.2	2.8	8.1	27
28 Malignant neoplasms, including neoplasms of lymphatic and hematopoietic tissues (140-209)	4	4	-	173.9	235.3	0	73	51	22	152.7	144.1	177.4	28
29 Benign neoplasms and neoplasms of unspecified nature (210-239)	-	-	-	0	0	0	2	2	-	4.2	5.6	0	29
30 Diabetes Mellitus (250)	1	1	-	43.5	58.8	0	8	2	6	16.7	5.6	48.4	30
31 Avitaminoses & other nutritional deficiency (260-269)	-	-	-	0	0	0	1	-	1	2.1	0	8.1	31
32 Anemias (280-285)	-	-	-	0	0	0	-	-	-	0	0	0	32
33 Nonmeningococcal meningitis (320)	-	-	-	0	0	0	1	1	-	2.1	2.8	0	33
34 Active rheumatic fever (390-392)	-	-	-	0	0	0	-	-	-	0	0	0	34
35 Chronic rheumatic heart disease (393-398)	-	-	-	0	0	0	2	2	-	4.2	5.6	0	35
36 Hypertensive disease (400-404)	-	-	-	0	0	0	20	2	18	41.9	5.6	145.2	36
37 Ischaemic heart disease (410-414)	5	5	-	260.9	352.9	0	94	75	19	196.7	211.9	153.2	37
38 Other forms of heart disease (420-429)	-	-	-	0	0	0	31	20	11	64.9	56.5	88.7	38
39 Cerebrovascular disease (430-438)	5	5	-	217.4	294.1	0	59	32	27	123.4	90.4	217.7	39
40 General arteriosclerosis (440)	-	-	-	0	0	0	4	4	-	8.4	11.3	0	40
41 Other diseases of arteries, arterioles, & capillaries (441-448)	-	-	-	0	0	0	7	2	5	14.6	5.6	40.3	41
42 Influenza (470-474)	-	-	-	0	0	0	2	2	-	4.2	5.6	0	42
43 Pneumonia (480-486)	-	-	-	0	0	0	15	7	8	31.4	19.8	64.5	43
44 Bronchitis, emphysema and asthma (466, 490-493)	-	-	-	0	0	0	7	6	1	14.6	16.9	8.1	44
45 Other diseases of the respiratory system (460-465, 500-519)	-	-	-	0	0	0	3	3	-	6.3	8.5	0	45
46 Peptic ulcer (531-533)	-	-	-	0	0	0	2	2	-	4.2	5.6	0	46
47 Appendicitis (540-543)	-	-	-	0	0	0	-	-	-	0	0	0	47
48 Intestinal obstruction and hernia (550-553, 560)	-	-	-	0	0	0	2	1	1	4.2	2.8	8.1	48
49 Gastritis, duodenitis, enteritis & colitis (535, 561, 563)	-	-	-	0	0	0	-	-	-	0	0	0	49
50 Cirrhosis of liver (571)	-	-	-	0	0	0	4	4	-	8.4	11.3	0	50
51 Nephritis and nephrosis (580-584)	-	-	-	0	0	0	1	1	-	2.1	2.8	0	51
52 Hyperplasia of prostate (600)	1	1	-	43.5	58.8	0	-	-	-	0	0	0	52
53 Complications of pregnancy, childbirth and the puerperium (630-678)	-	-	-	0	0	0	-	-	-	0	0	0	53
54 Congenital anomalies (740-759)	-	-	-	0	0	0	7	6	1	14.6	16.9	8.1	54
55 Birth injuries, difficult labor and other anoxic and hypoxic conditions (764-768, 772, 776)	-	-	-	0	0	0	13	8	5	27.2	22.6	40.3	55
56 Other causes of neonatal mortality (760-763, 769-771, 773-775, 777-779)	1	-	1	43.5	0	166.7	11	5	6	23.0	14.1	48.4	56
57 Symptoms and ill-defined conditions (780-796)	-	-	-	0	0	0	6	4	2	12.6	11.3	16.1	57
58 All other diseases (residual)	-	-	-	0	0	0	22	13	9	46.0	36.7	72.6	58
59 Motor vehicle accidents (E810-E823)	2	2	-	87.0	117.6	0	15	13	2	31.4	36.7	16.1	59
60 All other accidents (E800-E807, E825-E849)	2	1	1	87.0	58.8	166.7	14	10	4	29.3	28.2	32.3	60
61 Suicides (E950-E959)	1	1	-	43.5	58.8	0	5	4	1	10.5	11.3	8.1	61
62 Homicides (E960-E969)	-	-	-	0	0	0	5	5	1	12.6	14.1	8.1	62
63 Legal Intervention (E970-E978)	-	-	-	0	0	0	-	-	-	0	0	0	63
64 All other external Injuries (E980-E999)	-	-	-	0	0	0	-	-	-	0	0	0	64

TABLE XIII VITAL STATISTICS, BY COUNTY, BY RACE, GEORGIA, 1970

ITEM	GORDON						GRADY						
	Number			Rate or Ratio*			Number			Rate or Ratio*			
	Total	White	Non-White	Total	White	Non-White	Total	White	Non-White	Total	White	Non-White	
1 Estimated population as of July 1,	23,700	22,300	1,400				17,900	11,500	6,300				1
LIVE BIRTHS													
2 Total	472	431	41	19.9	19.3	29.3	315	159	146	17.7	14.7	23.2	2
3 Delivered in hospital	472	431	41	100.0%	100.0%	100.0%	260	167	93	82.5%	98.8%	63.7%	3
4 Delivered in home by physician	-	-	-	0%	0%	0%	1	1	-	0.3%	0.6%	0%	4
5 Delivered by midwife	-	-	-	0%	0%	0%	54	1	53	17.1%	0.6%	36.3%	5
6 Other deliveries	-	-	-	0%	0%	0%	-	-	-	0%	0%	0%	6
7 Immature births	43	38	5	91.1	88.2	122.0	27	10	17	85.7	59.2	116.4	7
8 Live births to unwed mothers	24	10	14	50.8	23.2	341.5	47	5	42	149.2	29.6	287.7	8
FETAL DEATHS													
9 Total	14	11	3	29.7	25.5	73.2	14	7	7	44.4	41.4	47.9	9
10 Under 20 weeks gestation	1	1	-	2.1	2.3	0	7	5	2	22.2	29.6	13.7	10
11 20-27 weeks gestation	7	5	2	14.8	11.6	48.8	2	-	2	6.3	0	13.7	11
12 28 weeks and more	5	4	1	10.6	9.3	24.4	4	1	3	12.7	5.9	20.5	12
13 Unknown length of gestation	1	1	-	2.1	2.3	0	1	1	-	3.2	5.9	0	13
DEATHS													
14 Total, all ages	200	193	7	843.9	865.5	500.0	191	129	62	1073.0	1121.7	984.1	14
15 Under 1 year	4	4	-	8.5	9.3	0	9	3	6	28.6	17.8	41.1	15
16 Under 28 days	4	4	-	8.5	9.3	0	5	2	3	15.9	11.8	20.5	16
17 Deaths from immaturity	-	-	-	0	0	0	-	-	-	0	0	0	17
18 1-4 years **	2	2	-	-	-	-	1	1	-	-	-	-	18
19 Maternal deaths	-	-	-	0	0	0	1	-	1	31.7	0	68.5	19
CAUSE OF DEATH													
20 Dysentery (004,006,007,009)	1	1	-	4.2	4.5	0	-	-	-	0	0	0	20
21 Tuberculosis, all forms (010-019)	-	-	-	0	0	0	-	-	-	0	0	0	21
22 Meningococcal infections (036)	-	-	-	0	0	0	-	-	-	0	0	0	22
23 Acute infectious ophthalmitis (062-065)	-	-	-	0	0	0	-	-	-	0	0	0	23
24 Infectious Hepatitis (070)	1	1	-	4.2	4.5	0	-	-	-	0	0	0	24
25 Typhus and other rickettsioses (080-083)	-	-	-	0	0	0	-	-	-	0	0	0	25
26 Venereal disease (090-099)	-	-	-	0	0	0	-	-	-	0	0	0	26
27 All other diseases classified as Infective and parasitic (000-003, 005, 009, 020-035, 037-061, 066-069, 071-079, 084-089, 100-136)	1	1	-	4.2	4.5	0	1	1	-	5.6	8.7	0	27
28 Malignant neoplasms, including neoplasms of lymphatic and hematopoietic tissues (140-209)	29	29	-	122.4	130.0	0	27	17	10	151.7	147.8	158.7	28
29 Benign neoplasms and neoplasms of unspecified nature (210-239)	1	1	-	4.2	4.5	0	-	-	-	0	0	0	29
30 Diabetes Mellitus (250)	6	5	1	25.3	22.4	71.4	3	1	2	16.9	8.7	31.7	30
31 Avitaminoses & other nutritional deficiency (260-269)	-	-	-	0	0	0	-	-	-	0	0	0	31
32 Anemias (280-285)	-	-	-	0	0	0	-	-	-	0	0	0	32
33 Nonmeningococcal meningitis (320)	-	-	-	0	0	0	1	-	1	5.6	0	15.9	33
34 Active rheumatic fever (390-392)	-	-	-	0	0	0	-	-	-	0	0	0	34
35 Chronic rheumatic heart disease (393-398)	1	1	-	4.2	4.5	0	-	-	-	0	0	0	35
36 Hypertensive disease (400-404)	-	-	-	0	0	0	-	-	-	0	0	0	36
37 Ischaemic heart disease (410-414)	54	51	3	227.8	228.7	214.3	64	50	14	359.6	434.8	222.2	37
38 Other forms of heart disease (420-429)	10	10	-	42.2	44.8	0	6	5	1	33.7	43.5	15.9	38
39 Cerebrovascular disease (430-438)	22	22	-	92.8	98.7	0	33	19	14	185.4	165.2	222.2	39
40 General arteriosclerosis (440)	-	-	-	0	0	0	-	-	-	0	0	0	40
41 Other diseases of arteries, arterioles, & capillaries (441-448)	1	1	-	4.2	4.5	0	2	2	-	11.2	17.4	0	41
42 Influenza (470-474)	-	-	-	0	0	0	-	-	-	0	0	0	42
43 Pneumonia (480-486)	5	5	-	21.1	22.4	0	4	-	4	22.5	0	63.5	43
44 Bronchitis, emphysema and asthma (466, 490-493)	2	2	-	8.4	9.0	0	3	3	-	16.9	26.1	0	44
45 Other diseases of the respiratory system (460-465, 500-519)	5	5	-	21.1	22.4	0	4	4	-	22.5	34.8	0	45
46 Peptic ulcer (531-533)	1	1	-	4.2	4.5	0	-	-	-	0	0	0	46
47 Appendicitis (540-543)	-	-	-	0	0	0	-	-	-	0	0	0	47
48 Intestinal obstruction and hernia (550-553, 560)	1	1	-	4.2	4.5	0	1	1	-	5.6	8.7	0	48
49 Gastritis, duodenitis, enteritis & colitis (535, 561, 563)	-	-	-	0	0	0	-	-	-	0	0	0	49
50 Cirrhosis of liver (571)	1	1	-	4.2	4.5	0	1	1	-	5.6	3.7	0	50
51 Nephritis and nephrosis (580-584)	2	2	-	8.4	9.0	0	3	1	2	16.9	8.7	31.7	51
52 Hyperplasia of prostate (600)	-	-	-	0	0	0	-	-	-	0	0	0	52
53 Complications of pregnancy, childbirth and the puerperium (630-678)	-	-	-	0	0	0	1	-	1	5.6	0	15.9	53
54 Congenital anomalies (740-759)	4	4	-	16.9	17.9	0	3	2	1	16.9	17.4	15.9	54
55 Birth injuries, difficult labor and other anoxic and hypoxic conditions (764-768, 772, 776)	1	1	-	4.2	4.5	0	-	-	-	0	0	0	55
56 Other causes of neonatal mortality (760-763, 769-771, 773-775, 777-779)	-	-	-	0	0	0	2	2	-	11.2	17.4	0	56
57 Symptoms and ill-defined conditions (780-796)	3	3	-	12.7	13.5	0	1	-	1	5.6	0	15.9	57
58 All other diseases (residual)	14	14	-	59.1	62.8	0	6	3	3	33.7	26.1	47.6	58
59 Motor vehicle accidents (E810-E823)	15	14	1	63.3	62.3	71.4	11	10	1	61.8	87.0	15.9	59
60 All other accidents (E800-E807, E825-E949)	10	10	-	42.2	44.8	0	7	2	5	39.3	17.4	79.4	60
61 Suicides (E950-E959)	5	5	-	21.1	22.4	0	4	4	-	22.5	34.8	0	61
62 Homicides (E960-E-969)	4	2	2	16.9	9.0	142.9	3	1	2	16.9	8.7	31.7	62
63 Legal intervention (E970-E978)	-	-	-	0	0	0	-	-	-	0	0	0	63
64 All other external injuries (E980-E999)	-	-	-	0	0	0	-	-	-	0	0	0	64

TABLE XIII VITAL STATISTICS, BY COUNTY, BY RACE, GEORGIA, 1970

ITEM	GREENE						GWINNETT						
	Number			Rate or Ratio*			Number			Rate or Ratio*			
	Total	White	Non-White	Total	White	Non-White	Total	White	Non-White	Total	White	Non-White	
1 Estimated population as of July 1,	10,200	4,900	5,300				73,300	69,400	3,900				1
LIVE BIRTHS													
2 Total	188	67	121	18.4	13.7	22.8	1,786	1,679	107	24.4	24.2	27.4	2
3 Delivered in hospital	177	67	110	94.1%	100.0%	90.9%	1,785	1,678	107	99.9%	99.9%	100.0%	3
4 Delivered in home by physician	2	-	2	1.1%	0%	1.7%	1	1	-	0.1%	0.1%	0%	4
5 Delivered by midwife	8	-	8	4.3%	0%	6.6%	-	-	-	0%	0%	0%	5
6 Other deliveries	1	-	1	0.5%	0%	0.8%	-	-	-	0%	0%	0%	6
7 Immature births	19	1	18	101.1	14.9	148.8	142	125	17	79.5	74.4	158.9	7
8 Live births to unwed mothers	29	-	29	154.3	0	239.7	58	28	30	32.5	16.7	280.4	8
FETAL DEATHS													
9 Total	1	-	1	5.3	0	8.3	43	39	4	24.1	23.2	37.4	9
10 Under 20 weeks gestation	1	-	1	5.3	0	8.3	19	17	2	10.6	10.1	18.7	10
11 20-27 weeks gestation	-	-	-	0	0	0	5	5	-	2.8	3.0	0	11
12 28 weeks and more	-	-	-	0	0	0	16	15	1	9.0	8.9	9.3	12
13 Unknown length of gestation	-	-	-	0	0	0	3	2	1	1.7	1.2	9.3	13
DEATHS													
14 Total, all ages	147	75	72	1441.2	1530.6	1358.5	473	437	36	645.3	629.7	923.1	14
15 Under 1 year	10	1	9	53.2	14.9	74.4	32	30	2	17.9	17.9	18.7	15
16 Under 28 days	5	-	5	26.6	0	41.3	25	24	1	14.0	14.3	9.3	16
17 Deaths from immaturity	-	-	-	0	0	0	2	2	-	1.1	1.2	0	17
18 1-4 years **	2	1	1	1	1	1	2	2	-	2	2	0	18
19 Maternal deaths	-	-	-	0	0	0	1	1	-	5.6	6.0	0	19
CAUSE OF DEATH													
20 Dysentery (004,006,007,009)	1	-	1	9.8	0	18.9	-	-	-	0	0	0	20
21 Tuberculosis, all forms (010-019)	-	-	-	0	0	0	1	-	1	1.4	0	25.6	21
22 Meningococcal infections (036)	-	-	-	0	0	0	1	1	-	1.4	1.4	0	22
23 Acute infectious encephalitis (062-065)	-	-	-	0	0	0	0	-	-	0	0	0	23
24 Infectious Hepatitis (070)	-	-	-	0	0	0	1	-	1	1.4	0	25.6	24
25 Typhus and other rickettsioses (080-083)	-	-	-	0	0	0	-	-	-	0	0	0	25
26 Venereal disease (090-099)	-	-	-	0	0	0	-	-	-	0	0	0	26
27 All other diseases classified as infective and parasitic (000-003, 005, 008, 020-035, 037-061, 066-069, 071-079, 084-089, 100-136)	2	1	1	19.6	20.4	18.9	1	1	-	1.4	1.4	0	27
28 Malignant neoplasms, including neoplasms of lymphatic and hematopoietic tissues (140-209)	16	11	5	156.9	224.5	94.3	54	53	1	73.7	76.4	25.6	28
29 Benign neoplasms and neoplasms of unspecified nature (210-239)	-	-	-	0	0	0	3	2	1	4.1	2.9	25.6	29
30 Diabetes Mellitus (250)	2	1	1	19.6	20.4	18.9	5	5	-	5.8	7.2	0	30
31 Avitaminoses & other nutritional deficiency (260-269)	-	-	-	0	0	0	-	-	-	0	0	0	31
32 Anomias (280-285)	1	-	1	9.8	0	18.9	-	-	-	0	0	0	32
33 Nonmeningococcal meningitis (320)	-	-	-	0	0	0	-	-	-	0	0	0	33
34 Active rheumatic fever (390-392)	-	-	-	0	0	0	-	-	-	0	0	0	34
35 Chronic rheumatic heart disease (393-398)	-	-	-	0	0	0	3	3	-	4.1	4.3	0	35
36 Hypertensive disease (400-404)	1	-	1	9.8	0	18.9	3	3	-	4.1	4.3	0	36
37 Ischaemic heart disease (410-414)	61	41	20	598.0	836.7	377.4	163	156	7	222.4	224.8	179.5	37
38 Other forms of heart disease (420-429)	-	-	-	0	0	0	6	6	-	8.2	8.6	0	38
39 Cerebrovascular disease (430-438)	14	5	9	137.3	102.0	169.8	67	58	9	91.4	83.6	230.8	39
40 General arteriosclerosis (440)	4	1	3	39.2	20.4	56.6	4	2	2	5.5	2.9	51.3	40
41 Other diseases of arteries, arterioles, & capillaries (441-448)	2	-	2	19.6	0	37.7	3	3	-	4.1	4.3	0	41
42 Influenza (470-474)	2	-	2	19.6	0	37.7	3	3	-	4.1	4.3	0	42
43 Pneumonia (480-486)	6	2	4	58.8	40.8	75.5	22	20	2	30.0	28.8	51.3	43
44 Bronchitis, emphysema and asthma (466, 490-493)	-	-	-	0	0	0	2	2	-	2.7	2.9	0	44
45 Other diseases of the respiratory system (460-465, 500-519)	-	-	-	0	0	0	3	3	-	4.1	4.3	0	45
46 Peptic ulcer (531-533)	-	-	-	0	0	0	3	3	-	4.1	4.3	0	46
47 Appendicitis (540-543)	-	-	-	0	0	0	-	-	-	0	0	0	47
48 Intestinal obstruction and hernia (550-553, 560)	-	-	-	0	0	0	1	1	-	1.4	1.4	0	48
49 Gastritis, duodenitis, enteritis & colitis (535, 561, 563)	-	-	-	0	0	0	-	-	-	0	0	0	49
50 Cirrhosis of liver (571)	1	1	-	9.8	20.4	0	5	5	-	6.8	7.2	0	50
51 Nephritis and nephrosis (580-584)	-	-	-	0	0	0	8	6	2	10.9	8.6	51.3	51
52 Hyperplasia of prostate (600)	-	-	-	0	0	0	-	-	-	0	0	0	52
53 Complications of pregnancy, childbirth and the puerperium (630-678)	-	-	-	0	0	0	1	1	-	1.4	1.4	0	53
54 Congenital anomalies (740-759)	3	-	3	29.4	0	56.6	7	7	-	9.5	10.1	0	54
55 Birth injuries, difficult labor and other anoxic and hypoxic conditions (764-768, 772, 776)	1	-	1	9.8	0	18.9	9	9	-	12.3	13.0	0	55
56 Other causes of neonatal mortality (760-763, 769-771, 773-775, 777-779)	2	-	2	19.6	0	37.7	8	7	1	10.9	10.1	25.6	56
57 Symptoms and ill-defined conditions (780-796)	1	1	-	9.8	20.4	0	3	3	-	4.1	4.3	0	57
58 All other diseases (residual)	9	5	4	88.2	102.0	75.5	28	23	5	38.2	33.1	128.2	58
59 Motor vehicle accidents (E810-E823)	9	4	5	88.2	81.6	94.3	32	30	2	43.7	43.2	51.3	59
60 All other accidents (E800-E807, E825-E849)	3	1	2	29.4	20.4	37.7	11	9	2	15.0	13.0	51.3	60
61 Suicides (E950-E959)	2	1	1	19.6	20.4	18.9	7	7	-	9.5	10.1	0	61
62 Homicides (E960-E969)	4	-	4	39.2	0	75.5	4	4	-	5.5	5.8	0	62
63 Legal intervention (E970-E978)	-	-	-	0	0	0	-	-	-	0	0	0	63
64 All other external injuries (E980-E999)	-	-	-	0	0	0	1	1	-	1.4	1.4	0	64

TABLE XIII VITAL STATISTICS, BY COUNTY, BY RACE, GEORGIA, 1970

ITEM	HABERSHAM						HALL					
	Number			Rate or Ratio*			Number			Rate or Ratio*		
	Total	White	Non-White	Total	White	Non-White	Total	White	Non-White	Total	White	Non-White
1 Estimated population as of July 1,	19,800	18,600	1,200				59,700	53,600	6,100			
LIVE BIRTHS												
2 Total	392	378	14	19.8	20.3	11.7	1,203	1,046	157	20.2	19.5	25.7
3 Delivered in hospital	340	376	14	99.5%	99.5%	100.0%	1,202	1,045	157	99.9%	99.9%	100.0%
4 Delivered in home by physician	2	2	-	0.5%	0.5%	0%	-	-	-	0%	0%	0%
5 Delivered by midwife	-	-	-	0%	0%	0%	-	-	-	0%	0%	0%
6 Other deliveries	-	-	-	0%	0%	0%	1	1	-	0.1%	0.1%	0%
7 Immature births	31	28	3	79.1	74.1	214.3	97	74	23	80.6	70.7	146.5
8 Live births to unwed mothers	11	9	2	28.1	23.8	142.9	73	31	42	60.7	29.6	267.5
FETAL DEATHS												
9 Total	18	18	-	45.9	47.6	0	7	5	2	5.8	4.8	12.7
10 Under 20 weeks gestation	9	9	-	23.0	23.8	0	1	1	-	0.8	1.0	0
11 20-27 weeks gestation	4	4	-	10.2	10.6	0	1	-	1	0.8	0	6.4
12 28 weeks and more	4	4	-	10.2	10.6	0	5	4	1	4.2	3.8	6.4
13 Unknown length of gestation	1	1	-	2.6	2.6	0	-	-	-	0	0	0
DEATHS												
14 Total, all ages	172	160	12	868.7	860.2	1000.0	484	426	58	810.7	794.8	950.8
15 Under 1 year	12	9	3	30.6	23.8	214.3	16	16	-	13.3	15.3	0
16 Under 28 days	12	9	3	30.6	23.8	214.3	13	13	-	10.8	12.4	0
17 Deaths from immaturity	2	1	1	5.1	2.6	71.4	2	2	-	1.7	1.9	0
18 1-4 years **	1	1	-	-	-	-	3	3	-	-	-	-
19 Maternal deaths	-	-	-	0	0	0	-	-	-	0	0	0
CAUSE OF DEATH												
20 Dysentery (004,006,007,009)	-	-	-	0	0	0	1	1	-	1.7	1.9	0
21 Tuberculosis, all forms (010-019)	-	-	-	0	0	0	-	-	-	0	0	0
22 Meningococcal infections (036)	-	-	-	0	0	0	-	-	-	0	0	0
23 Acute infectious encephalitis (052-065)	-	-	-	0	0	0	-	-	-	0	0	0
24 Infectious Hepatitis (070)	-	-	-	0	0	0	-	-	-	0	0	0
25 Typhus and other rickettsioses (080-083)	-	-	-	0	0	0	-	-	-	0	0	0
26 Venereal disease (090-099)	-	-	-	0	0	0	-	-	-	0	0	0
27 All other diseases classified as infective and parasitic (000-003, 005, 008, 020-035, 037-061, 066-069, 071-079, 084-089, 100-136)	-	-	-	0	0	0	2	2	-	3.4	3.7	0
28 Malignant neoplasms, including neoplasms of lymphatic and haematopoietic tissues (140-209)	31	29	2	156.6	155.9	166.7	80	76	4	134.0	141.8	65.6
29 Benign neoplasms and neoplasms of unspecified nature (210-239)	-	-	-	0	0	0	-	-	-	0	0	0
30 Diabetes Mellitus (250)	3	3	-	15.2	16.1	0	14	10	4	23.5	18.7	65.6
31 Avitaminoses & other nutritional deficiency (260-269)	-	-	-	0	0	0	3	3	-	5.0	5.6	0
32 Anemias (280-285)	-	-	-	0	0	0	1	1	-	1.7	1.9	0
33 Nonmeningococcal meningitis (320)	1	1	-	5.1	5.4	0	1	1	-	1.7	1.9	0
34 Acute rheumatic fever (390-392)	-	-	-	0	0	0	-	-	-	0	0	0
35 Chronic rheumatic heart disease (393-398)	1	1	-	5.1	5.4	0	2	2	-	3.4	3.7	0
36 Hypertensive disease (400-404)	1	1	-	5.1	5.4	0	2	2	-	3.4	3.7	0
37 Ischaemic heart disease (410-414)	52	49	3	262.6	263.4	250.0	168	148	20	281.4	276.1	327.9
38 Other forms of heart disease (420-429)	4	4	-	20.2	21.5	0	4	4	-	6.7	7.5	0
39 Cardiovascular disease (430-438)	25	23	2	126.3	123.7	166.7	63	56	7	105.5	104.5	114.8
40 General arteriosclerosis (440)	1	1	-	5.1	5.4	0	4	3	1	6.7	5.6	16.4
41 Other diseases of arteries, arterioles, & capillaries (441-448)	1	1	-	5.1	5.4	0	6	4	2	10.1	7.5	32.8
42 Influenza (470-474)	1	1	-	5.1	5.4	0	2	2	-	3.4	3.7	0
43 Pneumonia (480-486)	5	5	-	25.3	26.9	0	12	11	1	20.1	20.5	16.4
44 Bronchitis, emphysema and asthma (466, 490-493)	1	1	-	5.1	5.4	0	4	4	-	6.7	7.5	0
45 Other diseases of the respiratory system (460-465, 500-519)	-	-	-	0	0	0	7	7	-	11.7	13.1	0
46 Peptic ulcer (531-533)	3	3	-	15.2	16.1	0	1	1	-	1.7	1.9	0
47 Appendicitis (540-543)	-	-	-	0	0	0	-	-	-	0	0	0
48 Intestinal obstruction and hernia (550-553, 560)	-	-	-	0	0	0	1	1	-	1.7	1.9	0
49 Gastritis, duodenitis, enteritis & colitis (535, 561, 563)	-	-	-	0	0	0	-	-	-	0	0	0
50 Cirrhosis of liver (571)	2	2	-	10.1	10.8	0	4	4	-	6.7	7.5	0
51 Nephritis and nephrosis (580-584)	-	-	-	0	0	0	1	1	-	1.7	1.9	0
52 Hyperplasia of prostate (600)	-	-	-	0	0	0	-	-	-	0	0	0
53 Complications of pregnancy, childbirth and the puerperium (630-678)	-	-	-	0	0	0	-	-	-	0	0	0
54 Congenital anomalies (740-759)	1	1	-	5.1	5.4	0	5	5	-	8.4	9.3	0
55 Birth injuries, difficult labor and other anoxic and hypoxic conditions (764-768, 772, 776)	6	4	2	30.3	21.5	166.7	6	6	-	10.1	11.2	0
56 Other causes of neonatal mortality (760-763, 769-771, 773-775, 777-779)	3	2	1	15.2	10.8	83.3	3	3	-	5.0	5.6	0
57 Symptoms and ill-defined conditions (780-796)	1	1	-	5.1	5.4	0	13	8	5	21.8	14.9	82.0
58 All other diseases (residual)	8	7	1	40.4	37.6	83.3	22	18	4	36.9	33.6	65.6
59 Motor vehicle accidents (E810-E823)	12	12	-	60.6	64.5	0	20	15	5	33.5	28.0	82.0
60 All other accidents (E800-E807, E825-E949)	7	6	1	35.4	32.3	83.3	19	17	2	31.8	31.7	32.8
61 Suicides (E950-E959)	1	1	-	5.1	5.4	0	10	10	-	16.8	18.7	0
62 Homicides (E960-E969)	-	-	-	0	0	0	3	-	3	5.0	0	49.2
63 Legal Intervention (E970-E978)	-	-	-	0	0	0	-	-	-	0	0	0
64 All other external injuries (E980-E999)	1	1	-	5.1	5.4	0	-	-	-	0	0	0

TABLE XIII VITAL STATISTICS, BY COUNTY, BY RACE, GEORGIA, 1970

ITEM	HANCOCK						HARALSON						
	Number			Rate or Ratio*			Number			Rate or Ratio*			
	Total	White	Non-White	Total	White	Non-White	Total	White	Non-White	Total	White	Non-White	
1 Estimated population as of July 1,	9,000	2,400	6,600				16,000	14,700	1,300				1
LIVE BIRTHS													
2 Total	191	38	153	21.2	15.8	23.2	310	277	33	19.4	18.8	25.4	2
3 Delivered in hospital	186	38	148	97.4%	100.0%	96.7%	307	277	30	99.0%	100.0%	90.9%	3
4 Delivered in home by physician	-	-	-	0%	0%	0%	-	-	-	0%	0%	0%	4
5 Delivered by midwife	5	-	5	2.6%	0%	3.3%	3	-	3	1.0%	0%	9.1%	5
6 Other deliveries	-	-	-	0%	0%	0%	-	-	-	0%	0%	0%	6
7 Immature births	24	3	21	125.7	78.9	137.3	35	31	4	112.9	111.9	121.2	7
8 Live births to unwed mothers	62	1	61	324.6	26.3	398.7	11	3	8	35.5	10.8	242.4	8
FETAL DEATHS													
9 Total	3	1	2	15.7	26.3	13.1	11	9	2	35.5	32.5	60.6	9
10 Under 20 weeks gestation	-	-	-	0	0	0	4	4	-	12.9	14.4	0	10
11 20-27 weeks gestation	-	-	-	0	0	0	1	1	-	3.2	3.6	0	11
12 28 weeks and more	1	-	1	5.2	0	6.5	6	4	2	19.4	14.4	60.6	12
13 Unknown length of gestation	2	1	1	10.5	26.3	6.5	-	-	-	0	0	0	13
DEATHS													
14 Total, all ages	100	34	66	1111.1	1416.7	1000.0	148	138	10	925.0	938.8	769.2	14
15 Under 1 year	4	-	4	20.9	0	26.1	3	3	-	9.7	10.8	0	15
16 Under 28 days	2	-	2	10.5	0	13.1	2	2	-	6.5	7.2	0	16
17 Deaths from immaturity	-	-	-	0	0	0	-	-	-	0	0	0	17
18 1-4 years **	1	-	1	-	-	-	1	1	-	-	-	-	18
19 Maternal deaths	-	-	-	0	0	0	-	-	-	0	0	0	19
CAUSE OF DEATH													
20 Dysentery (004,006,007,009)	-	-	-	0	0	0	-	-	-	0	0	0	20
21 Tuberculosis, all forms (010-019)	-	-	-	0	0	0	-	-	-	0	0	0	21
22 Meningococcal Infections (036)	-	-	-	0	0	0	-	-	-	0	0	0	22
23 Acute Infectious encephalitis (062-065)	-	-	-	0	0	0	-	-	-	0	0	0	23
24 Infectious Hepatitis (070)	-	-	-	0	0	0	-	-	-	0	0	0	24
25 Typhus and other rickettsioses (080-083)	-	-	-	0	0	0	-	-	-	0	0	0	25
26 Venereal disease (090-099)	-	-	-	0	0	0	-	-	-	0	0	0	26
27 All other diseases classified as Infective and parasitic (000-003, 005, 008, 020-035, 037-061, 066-069, 071-079, 084-089, 100-136)	-	-	-	0	0	0	1	1	-	6.3	6.8	0	27
28 Malignant neoplasms, including neoplasms of lymphatic and hematopoietic tissues (140-209)	12	4	8	133.3	166.7	121.2	22	20	2	137.5	136.1	153.8	28
29 Benign neoplasms and neoplasms of unspecified nature (210-239)	-	-	-	0	0	0	-	-	-	0	0	0	29
30 Diabetes Mellitus (250)	2	1	1	22.2	41.7	15.2	1	1	-	6.3	6.8	0	30
31 Avitaminoses & other nutritional deficiency (260-269)	-	-	-	0	0	0	-	-	-	0	0	0	31
32 Anemias (280-285)	1	-	1	11.1	0	15.2	-	-	-	0	0	0	32
33 Nonmeningococcal meningitis (320)	-	-	-	0	0	0	-	-	-	0	0	0	33
34 Active rheumatic fever (390-392)	-	-	-	0	0	0	-	-	-	0	0	0	34
35 Chronic rheumatic heart disease (393-398)	-	-	-	0	0	0	-	-	-	0	0	0	35
36 Hypertensive disease (400-404)	1	-	1	11.1	0	15.2	1	1	-	6.3	6.8	0	36
37 Ischaemic heart disease (410-414)	47	22	25	522.2	916.7	378.8	51	49	2	318.8	333.3	153.8	37
38 Other forms of heart disease (420-429)	1	-	1	11.1	0	15.2	10	9	1	62.5	61.2	76.9	38
39 Cerebrovascular disease (430-438)	2	1	1	22.2	41.7	15.2	17	17	1	112.5	115.6	76.9	39
40 General arteriosclerosis (440)	-	-	-	0	0	0	-	-	-	0	0	0	40
41 Other diseases of arteries, arterioles, & capillaries (441-448)	-	-	-	0	0	0	2	2	-	12.5	13.6	0	41
42 Influenza (470-474)	-	-	-	0	0	0	-	-	-	0	0	0	42
43 Pneumonia (480-486)	7	-	7	77.8	0	106.1	3	3	-	18.8	20.4	0	43
44 Bronchitis, emphysema and asthma (466, 490-493)	-	-	-	0	0	0	3	3	-	18.8	20.4	0	44
45 Other diseases of the respiratory system (460-465, 500-519)	-	-	-	0	0	0	3	3	-	18.8	20.4	0	45
46 Peptic ulcer (531-533)	-	-	-	0	0	0	-	-	-	0	0	0	46
47 Appendicitis (540-543)	-	-	-	0	0	0	-	-	-	0	0	0	47
48 Intestinal obstruction and hernia (550-553, 560)	2	1	1	22.2	41.7	15.2	1	1	-	6.3	6.8	0	48
49 Gastritis, duodenitis, enteritis & colitis (535, 561, 563)	-	-	-	0	0	0	-	-	-	0	0	0	49
50 Cirrhosis of liver (571)	-	-	-	0	0	0	2	2	-	12.5	13.6	0	50
51 Nephritis and nephrosis (580-584)	1	-	1	11.1	0	15.2	-	-	-	0	0	0	51
52 Hyperplasia of prostate (600)	-	-	-	0	0	0	-	-	-	0	0	0	52
53 Complications of pregnancy, childbirth and the puerperium (630-678)	-	-	-	0	0	0	-	-	-	0	0	0	53
54 Congenital anomalies (740-759)	1	-	1	11.1	0	15.2	1	1	-	6.3	6.8	0	54
55 Birth injuries, difficult labor and other anoxic and hypoxic conditions (764-768, 772, 776)	3	-	3	33.3	0	45.5	1	1	-	6.3	6.8	0	55
56 Other causes of neonatal mortality (760-763, 769-771, 773-775, 777-779)	-	-	-	0	0	0	1	1	-	6.3	6.8	0	56
57 Symptoms and ill-defined conditions (780-796)	1	-	1	11.1	0	15.2	2	2	-	12.5	13.6	0	57
58 All other diseases (residual)	5	1	4	55.6	41.7	60.6	5	3	2	31.3	20.4	153.8	58
59 Motor vehicle accidents (E810-E823)	3	-	3	33.3	0	45.5	5	4	1	31.3	27.2	76.9	59
60 All other accidents (E800-E807, E825-E949)	6	2	4	66.7	83.3	60.6	8	8	-	50.0	54.4	0	60
61 Suicides (E950-E959)	-	-	-	0	0	0	4	4	-	25.0	27.2	0	61
62 Homicides (E960-E969)	5	2	3	55.6	83.3	45.5	3	2	1	18.8	13.6	76.9	62
63 Legal intervention (E970-E979)	-	-	-	0	0	0	-	-	-	0	0	0	63
64 All other external injuries (E980-E999)	-	-	-	0	0	0	-	-	-	0	0	0	64

TABLE XIII VITAL STATISTICS, BY COUNTY, BY RACE, GEORGIA, 1970

ITEM	HARRIS						HART						
	Number			Rate or Ratio*			Number			Rate or Ratio*			
	Total	White	Non-White	Total	White	Non-White	Total	White	Non-White	Total	White	Non-White	
1 Estimated population as of July 1,	11,500	6,300	5,200				15,800	12,100	3,700				1
LIVE BIRTHS													
2 Total	205	94	111	17.8	14.9	21.3	293	197	96	18.5	16.3	25.9	2
3 Delivered in hospital	145	88	57	70.7%	93.6%	51.4%	292	197	95	99.7%	100.0%	99.0%	3
4 Delivered in home by physician	50	6	44	24.4%	6.4%	39.6%	1	-	1	0.3%	0%	1.0%	4
5 Delivered by midwife	10	-	10	4.9%	0%	9.0%	-	-	-	0%	0%	0%	5
6 Other deliveries	-	-	-	0%	0%	0%	-	-	-	0%	0%	0%	6
7 Immature births	21	5	16	102.4	53.2	144.1	20	10	10	68.3	50.8	104.2	7
8 Live births to unwed mothers	32	1	31	156.1	10.6	279.3	33	4	29	112.6	20.3	302.1	8
FETAL DEATHS													
9 Total	5	3	2	24.4	31.9	18.0	7	5	2	23.9	25.4	20.8	9
10 Under 20 weeks gestation	1	1	-	4.9	10.6	0	1	1	-	3.4	5.1	0	10
11 20-27 weeks gestation	1	1	-	4.9	10.6	0	2	2	-	6.8	10.2	0	11
12 28 weeks and more	3	1	2	14.6	10.6	18.0	3	2	1	10.2	10.2	10.4	12
13 Unknown length of gestation	-	-	-	0	0	0	1	-	1	3.4	0	10.4	13
DEATHS													
14 Total, all ages	112	71	41	973.9	1127.0	788.5	191	149	42	1208.9	1231.4	1135.1	14
15 Under 1 year	7	2	5	34.1	21.3	45.0	4	-	4	13.7	0	41.7	15
16 Under 28 days	6	1	5	29.3	10.6	45.0	3	3	3	10.2	0	31.3	16
17 Deaths from immaturity	1	-	1	4.9	0	9.0	-	-	-	0	0	0	17
18 1-4 years **	-	-	-	-	-	-	-	-	-	-	-	-	18
19 Maternal deaths	-	-	-	0	0	0	-	-	-	0	0	0	19
CAUSE OF DEATH													
20 Dysentery (004,005,007,009)	-	-	-	0	0	0	2	1	1	12.7	9.3	27.0	20
21 Tuberculosis, all forms (010-019)	-	-	-	0	0	0	-	-	-	0	0	0	21
22 Meningococcal infections (036)	-	-	-	0	0	0	-	-	-	0	0	0	22
23 Acute infectious encephalitis (062-065)	-	-	-	0	0	0	-	-	-	0	0	0	23
24 Infectious Hepatitis (070)	-	-	-	0	0	0	-	-	-	0	0	0	24
25 Typhus and other rickettsioses (080-083)	-	-	-	0	0	0	-	-	-	0	0	0	25
26 Venereal disease (090-099)	-	-	-	0	0	0	-	-	-	0	0	0	26
27 All other diseases classified as Infective and parasitic (000-003, 005, 008, 020-035, 037-061, 066-069, 071-079, 084-089, 100-136)	-	-	-	0	0	0	-	-	-	0	0	0	27
28 Malignant neoplasms, including neoplasms of lymphatic and haematopoietic tissues (140-209)	21	15	6	182.6	238.1	115.4	34	28	6	215.2	231.4	162.2	28
29 Benign neoplasms and neoplasms of unspecified nature (210-239)	-	-	-	0	0	0	-	-	-	0	0	0	29
30 Diabetes Mellitus (250)	1	1	-	8.7	15.9	0	4	4	-	25.3	33.1	0	30
31 Avitaminoses & other nutritional deficiency (260-269)	1	1	-	8.7	15.9	0	-	-	-	0	0	0	31
32 Anemias (280-285)	-	-	-	0	0	0	1	1	-	6.3	8.3	0	32
33 Nonmeningococcal meningitis (320)	-	-	-	0	0	0	-	-	-	0	0	0	33
34 Active rheumatic fever (390-392)	-	-	-	0	0	0	-	-	-	0	0	0	34
35 Chronic rheumatic heart disease (393-398)	-	-	-	0	0	0	-	-	-	0	0	0	35
36 Hypertensive disease (400-404)	3	1	2	26.1	15.9	38.5	3	2	1	19.0	16.5	27.0	36
37 Ischaemic heart disease (410-414)	25	21	4	217.4	333.3	76.9	63	50	13	398.7	413.2	351.4	37
38 Other forms of heart disease (420-429)	3	2	1	26.1	31.7	19.2	2	1	1	12.7	8.3	27.0	38
39 Cerebrovascular disease (430-438)	19	11	8	165.2	174.6	153.8	22	18	4	139.2	148.8	108.1	39
40 General arteriosclerosis (440)	4	2	2	34.8	31.7	38.5	2	2	-	12.7	16.5	0	40
41 Other diseases of arteries, arterioles, & capillaries (441-448)	-	-	-	0	0	0	4	4	-	25.3	33.1	0	41
42 Influenza (470-474)	-	-	-	0	0	0	1	1	-	6.3	8.3	0	42
43 Pneumonia (480-486)	1	1	-	8.7	15.9	0	3	2	1	19.0	16.5	27.0	43
44 Bronchitis, emphysema and asthma (466, 490-493)	3	3	-	26.1	47.6	0	1	1	-	6.3	8.3	0	44
45 Other diseases of the respiratory system (460-465, 500-519)	-	-	-	0	0	0	2	2	-	12.7	16.5	0	45
46 Peptic ulcer (531-533)	-	-	-	0	0	0	1	1	-	6.3	8.3	0	46
47 Appendicitis (540-543)	-	-	-	0	0	0	1	1	-	6.3	8.3	0	47
48 Intestinal obstruction and hernia (550-553, 560)	-	-	-	0	0	0	1	1	-	6.3	8.3	0	48
49 Gastritis, duodenitis, enteritis & colitis (535, 561, 563)	-	-	-	0	0	0	-	-	-	0	0	0	49
50 Cirrhosis of liver (571)	1	1	-	8.7	15.9	0	2	2	-	12.7	16.5	0	50
51 Nephritis and nephrosis (580-584)	2	1	1	17.4	15.9	19.2	4	2	2	25.3	16.5	54.1	51
52 Hyperplasia of prostate (600)	-	-	-	0	0	0	-	-	-	0	0	0	52
53 Complications of pregnancy, childbirth and the puerperium (630-678)	-	-	-	0	0	0	-	-	-	0	0	0	53
54 Congenital anomalies (740-759)	1	-	1	8.7	0	19.2	-	-	-	0	0	0	54
55 Birth injuries, difficult labor and other anoxic and hypoxic conditions (764-768, 772, 776)	3	1	2	26.1	15.9	38.5	-	-	-	0	0	0	55
56 Other causes of neonatal mortality (760-763, 769-771, 773-775, 777-779)	2	-	2	17.4	0	38.5	2	-	2	12.7	0	54.1	56
57 Symptoms and ill-defined conditions (780-796)	-	-	-	0	0	0	1	1	-	6.3	8.3	0	57
58 All other diseases (residual)	7	6	1	60.9	95.2	19.2	8	6	2	50.6	49.6	54.1	58
59 Motor vehicle accidents (E810-E823)	6	2	4	52.2	31.7	76.9	14	7	7	88.6	57.9	189.2	59
60 All other accidents (E800-E807, E825-E949)	8	2	6	59.6	31.7	115.4	3	3	-	19.0	24.8	0	60
61 Suicides (E950-E959)	-	-	-	0	0	0	6	5	1	39.0	41.3	27.0	61
62 Homicides (E960-E969)	1	-	1	8.7	0	19.2	4	3	1	25.3	24.8	27.0	62
63 Legal intervention (E970-E978)	-	-	-	0	0	0	-	-	-	0	0	0	63
64 All other external injuries (E980-E999)	-	-	-	0	0	0	-	-	-	0	0	0	64

TABLE XIII VITAL STATISTICS, BY COUNTY, BY RACE, GEORGIA, 1970

ITEM	HEARD						HENRY						
	Number			Rate or Ratio*			Number			Rate or Ratio*			
	Total	White	Non-White	Total	White	Non-White	Total	White	Non-White	Total	White	Non-White	
1 Estimated population as of July 1,	5,400	4,100	1,300				23,900	16,300	7,600				1
LIVE BIRTHS													
2 Total	94	57	27	15.6	13.9	20.8	433	298	185	20.2	18.3	24.3	2
3 Delivered in hospital	80	57	23	95.2%	100.0%	85.2%	478	298	180	99.0%	100.0%	97.3%	3
4 Delivered in home by physician	1	-	1	1.2%	0%	3.7%	5	-	5	1.0%	0%	2.7%	4
5 Delivered by midwife	3	-	3	3.6%	0%	11.1%	-	-	-	0%	0%	0%	5
6 Other deliveries	-	-	-	0%	0%	0%	-	-	-	0%	0%	0%	6
7 Immature births	8	4	4	95.2	70.2	148.1	40	16	24	82.8	53.7	129.7	7
8 Live births to unwed mothers	7	-	7	83.3	0	259.3	67	9	58	138.7	30.2	313.5	8
FETAL DEATHS													
9 Total	6	4	2	71.4	70.2	74.1	20	13	7	41.4	43.6	37.8	9
10 Under 20 weeks gestation	3	3	-	35.7	52.6	0	14	12	2	29.0	40.3	10.8	10
11 20-27 weeks gestation	1	1	-	11.9	17.5	0	1	-	1	2.1	0	5.4	11
12 28 weeks and more	2	-	2	23.8	0	74.1	5	1	4	10.4	3.4	21.6	12
13 Unknown length of gestation	-	-	-	0	0	0	-	-	-	0	0	0	13
DEATHS													
14 Total, all ages	69	57	12	1277.8	1390.2	923.1	217	150	67	907.9	920.2	831.6	14
15 Under 1 year	3	1	2	35.7	17.5	74.1	12	2	10	24.8	6.7	54.1	15
16 Under 28 days	1	1	-	11.9	17.5	0	8	2	6	16.6	6.7	32.4	16
17 Deaths from immaturity	-	-	-	0	0	0	2	1	1	4.1	3.4	5.4	17
18 1-4 years **	2	1	1	-	-	-	1	1	-	-	-	-	18
19 Maternal deaths	-	-	-	0	0	0	-	-	-	0	0	0	19
CAUSE OF DEATH													
20 Dysentery (004,006,007,009)	2	1	1	37.0	24.4	76.9	-	-	-	0	0	0	20
21 Tuberculosis, all forms (010-019)	-	-	-	0	0	0	1	-	1	4.2	0	13.2	21
22 Meningococcal Infections (036)	-	-	-	0	0	0	-	-	-	0	0	0	22
23 Acute infectious encephalitis (062-065)	-	-	-	0	0	0	-	-	-	0	0	0	23
24 Infectious Hepatitis (070)	-	-	-	0	0	0	-	-	-	0	0	0	24
25 Typhus and other rickettsioses (080-083)	-	-	-	0	0	0	-	-	-	0	0	0	25
26 Venereal disease (090-099)	-	-	-	0	0	0	1	1	-	4.2	6.1	0	26
27 All other diseases classified as infective and parasitic (000-003, 005, 008, 020-035, 037-061, 066-069, 071-079, 084-089, 100-136)	-	-	-	0	0	0	2	1	1	8.4	6.1	13.2	27
28 Malignant neoplasms, including neoplasms of lymphatic and hematopoietic tissues (140-209)	4	3	1	74.1	73.2	76.9	35	30	5	146.4	184.0	65.8	28
29 Benign neoplasms and neoplasms of unspecified nature (210-239)	-	-	-	0	0	0	-	-	-	0	0	0	29
30 Diabetes Mellitus (250)	1	1	-	19.5	24.4	0	2	2	-	8.4	12.3	0	30
31 Avitaminosis & other nutritional deficiency (260-269)	-	-	-	0	0	0	-	-	-	0	0	0	31
32 Anemias (280-285)	-	-	-	0	0	0	1	-	1	4.2	0	13.2	32
33 Nonmeningococcal meningitis (320)	-	-	-	0	0	0	-	-	-	0	0	0	33
34 Acute rheumatic fever (390-392)	-	-	-	0	0	0	-	-	-	0	0	0	34
35 Chronic rheumatic heart disease (393-398)	-	-	-	0	0	0	1	1	-	4.2	6.1	0	35
36 Hypertensive disease (400-404)	-	-	-	0	0	0	1	-	1	4.2	0	13.2	36
37 Ischaemic heart disease (410-414)	16	14	2	296.3	341.5	153.8	56	43	13	234.3	263.8	171.1	37
38 Other forms of heart disease (420-429)	3	3	-	55.6	73.2	0	4	4	-	15.7	24.5	0	38
39 Cerebrovascular disease (430-438)	15	14	1	277.8	341.5	76.9	33	19	14	138.1	116.6	184.2	39
40 General arteriosclerosis (440)	-	-	-	0	0	0	1	1	-	4.2	6.1	0	40
41 Other diseases of arteries, arterioles, & capillaries (441-448)	1	1	-	18.5	24.4	0	5	3	2	20.9	18.4	26.3	41
42 Influenza (470-474)	-	-	-	0	0	0	1	1	-	4.2	6.1	0	42
43 Pneumonia (480-486)	2	1	1	37.0	24.4	76.9	9	4	5	37.7	24.5	65.8	43
44 Bronchitis, emphysema and asthma (466, 490-493)	1	1	-	18.5	24.4	0	5	5	-	20.9	30.7	0	44
45 Other diseases of the respiratory system (460-465, 500-519)	-	-	-	0	0	0	2	2	-	8.4	12.3	0	45
46 Peptic ulcer (531-533)	-	-	-	0	0	0	2	2	-	8.4	12.3	0	46
47 Appendicitis (540-543)	-	-	-	0	0	0	-	-	-	0	0	0	47
48 Intestinal obstruction and hernia (550-553, 560)	-	-	-	0	0	0	-	-	-	0	0	0	48
49 Gastritis, duodenitis, enteritis & colitis (535, 561, 563)	-	-	-	0	0	0	-	-	-	0	0	0	49
50 Cirrhosis of liver (571)	-	-	-	0	0	0	2	-	2	8.4	0	26.3	50
51 Nephritis and nephrosis (580-584)	1	-	1	18.5	0	76.9	1	-	1	4.2	0	13.2	51
52 Hyperplasia of prostate (600)	-	-	-	0	0	0	-	-	-	0	0	0	52
53 Complications of pregnancy, childbirth and the puerperium (630-678)	-	-	-	0	0	0	-	-	-	0	0	0	53
54 Congenital anomalies (740-759)	2	1	1	37.0	24.4	76.9	4	1	3	16.7	6.1	39.5	54
55 Birth injuries, difficult labor and other anoxic and hypoxic conditions (764-768, 772, 776)	-	-	-	0	0	0	2	-	2	8.4	0	26.3	55
56 Other causes of neonatal mortality (760-763, 769-771, 773-775, 777-779)	-	-	-	0	0	0	4	1	3	16.7	6.1	39.5	56
57 Symptoms and ill-defined conditions (780-796)	1	-	1	18.5	0	76.9	1	1	-	4.2	6.1	0	57
58 All other diseases (residual)	7	7	-	129.6	170.7	0	18	13	5	75.3	79.8	65.8	58
59 Motor vehicle accidents (E810-E823)	5	5	1	111.1	122.0	76.9	12	10	2	50.2	61.3	26.3	59
60 All other accidents (E800-E807, E825-E949)	3	2	1	55.6	48.8	76.9	4	3	1	16.7	18.4	13.2	60
61 Suicides (E950-E959)	3	3	-	55.6	73.2	0	1	1	-	4.2	6.1	0	61
62 Homicides (E960-E969)	1	-	1	18.5	0	76.9	6	1	5	25.1	6.1	65.8	62
63 Legal intervention (E970-E978)	-	-	-	0	0	0	-	-	-	0	0	0	63
64 All other external injuries (E980-E999)	-	-	-	0	0	0	-	-	-	0	0	0	64

TABLE XIII VITAL STATISTICS, BY COUNTY, BY RACE, GEORGIA, 1970

ITEM	HOUSTON						IRWIN					
	Number			Rate or Ratio*			Number			Rate or Ratio*		
	Total	White	Non-White	Total	White	Non-White	Total	White	Non-White	Total	White	Non-White
1 Estimated population as of July 1,	57,700	47,600	10,100				8,000	5,300	2,700			
LIVE BIRTHS												
2 Total	1,380	1,075	305	23.9	22.6	30.2	133	53	70	16.6	11.9	25.9
3 Delivered in hospital	1,339	1,075	254	97.0%	100.0%	86.6%	122	53	59	91.7%	100.0%	84.3%
4 Delivered by physician	3	-	3	0.2%	0%	1.0%	3	-	3	2.3%	0%	4.3%
5 Delivered by midwife	38	-	38	2.8%	0%	12.5%	8	-	8	6.0%	0%	11.4%
6 Other deliveries	-	-	-	0%	0%	0%	-	-	-	0%	0%	0%
7 Immature births	108	69	39	78.3	64.2	127.9	7	2	5	52.6	31.7	71.4
8 Live births to unwed mothers	99	22	77	71.7	20.5	252.5	27	1	26	203.0	15.9	371.4
FETAL DEATHS												
9 Total	53	40	13	38.4	37.2	42.6	2	-	2	15.0	0	28.6
10 Under 20 weeks gestation	24	22	2	17.4	20.5	6.6	1	-	1	7.5	0	14.3
11 20-27 weeks gestation	6	4	2	4.3	3.7	6.6	-	-	-	0	0	0
12 28 weeks and more	18	12	6	13.0	11.2	19.7	-	-	-	0	0	0
13 Unknown length of gestation	5	2	3	3.6	1.9	9.8	1	-	1	7.5	0	14.3
DEATHS												
14 Total, all ages	331	255	76	573.7	535.7	752.5	96	56	40	1200.0	1056.6	1481.5
15 Under 1 year	35	15	10	18.1	14.0	32.8	3	1	2	22.6	15.9	28.6
16 Under 28 days	18	12	6	13.0	11.2	19.7	-	-	-	0	0	0
17 Deaths from immaturity	2	1	1	1.4	0.9	3.3	-	-	-	0	0	0
18 1-4 years **	9	7	2	-	-	-	1	-	1	-	-	-
19 Maternal deaths	-	-	-	0	0	0	-	-	-	0	0	0
CAUSE OF DEATH												
20 Dysentery (004,006,007,009)	1	1	-	1.7	2.1	0	1	-	1	12.5	0	37.0
21 Tuberculosis, all forms (010-019)	1	1	-	1.7	2.1	0	-	-	-	0	0	0
22 Meningococcal Infections (036)	-	-	-	0	0	0	-	-	-	0	0	0
23 Acute Infectious encephalitis (062-065)	-	-	-	0	0	0	-	-	-	0	0	0
24 Infectious Hepatitis (070)	2	1	1	3.5	2.1	9.9	-	-	-	0	0	0
25 Typhus and other rickettsioses (080-083)	-	-	-	0	0	0	-	-	-	0	0	0
26 Venereal disease (090-099)	-	-	-	0	0	0	-	-	-	0	0	0
27 All other diseases classified as infective and parasitic (000-003, 005, 008, 020-035, 037-061, 066-069, 071-079, 084-089, 100-136)	1	-	1	1.7	0	9.9	-	-	-	0	0	0
28 Malignant neoplasms, including neoplasms of lymphatic and haematopoietic tissues (140-209)	45	36	9	78.0	75.6	89.1	15	12	3	137.5	226.4	111.1
29 Benign neoplasms and neoplasms of unspecified nature (210-239)	3	3	-	5.2	6.3	0	-	-	-	0	0	0
30 Diabetes Mellitus (250)	10	8	2	17.3	16.8	19.8	4	1	3	50.0	18.9	111.1
31 Avitaminoses & other nutritional deficiency (260-269)	-	-	-	0	0	0	-	-	-	0	0	0
32 Anemias (280-285)	1	1	-	1.7	2.1	0	-	-	-	0	0	0
33 Nonmeningococcal meningitis (320)	2	1	1	3.5	2.1	9.9	-	-	-	0	0	0
34 Active rheumatic fever (390-392)	-	-	-	0	0	0	-	-	-	0	0	0
35 Chronic rheumatic heart disease (393-398)	2	2	-	3.5	4.2	0	1	1	-	12.5	18.9	0
36 Hypertensive disease (400-404)	7	2	5	12.1	4.2	49.5	-	-	-	0	0	0
37 Ischaemic heart disease (410-414)	81	65	16	140.4	136.6	158.4	29	19	10	362.5	358.5	370.4
38 Other forms of heart disease (420-429)	11	6	5	19.1	12.6	49.5	1	1	-	12.5	18.9	0
39 Cerebrovascular disease (430-438)	43	30	13	74.5	63.0	128.7	20	11	9	250.0	207.5	333.3
40 General arteriosclerosis (440)	4	3	1	6.9	6.3	9.9	-	-	-	0	0	0
41 Other diseases of arteries, arterioles, & capillaries (441-448)	-	-	-	0	0	0	3	1	2	37.5	18.9	74.1
42 Influenza (470-474)	1	-	1	1.7	0	9.9	2	-	2	25.0	0	74.1
43 Pneumonia (480-486)	9	7	2	15.6	14.7	19.8	5	2	3	62.5	37.7	111.1
44 Bronchitis, emphysema and asthma (466, 490-493)	3	3	-	5.2	6.3	0	1	1	-	12.5	18.9	0
45 Other diseases of the respiratory system (460-465, 500-519)	2	2	-	3.5	4.2	0	-	-	-	0	0	0
46 Peptic ulcer (531-533)	2	1	1	3.5	2.1	9.9	1	1	-	12.5	18.9	0
47 Appendicitis (540-543)	-	-	-	0	0	0	-	-	-	0	0	0
48 Intestinal obstruction and hernia (550-553, 560)	2	-	2	3.5	0	19.8	1	1	-	12.5	18.9	0
49 Gastritis, duodenitis, enteritis & colitis (535, 561, 563)	-	-	-	0	0	0	-	-	-	0	0	0
50 Cirrhosis of liver (571)	6	6	-	10.4	12.6	0	-	-	-	0	0	0
51 Nephritis and nephrosis (580-584)	2	2	-	3.5	4.2	0	1	-	1	12.5	0	37.0
52 Hyperplasia of prostate (600)	1	1	-	1.7	2.1	0	-	-	-	0	0	0
53 Complications of pregnancy, childbirth and the puerperium (630-678)	-	-	-	0	0	0	-	-	-	0	0	0
54 Congenital anomalies (740-759)	6	5	1	10.4	10.5	9.9	1	1	-	12.5	18.9	0
55 Birth injuries, difficult labor and other anoxic and hypoxic conditions (764-768, 772, 776)	11	7	4	19.1	14.7	39.6	-	-	-	0	0	0
56 Other causes of neonatal mortality (760-763, 769-771, 773-775, 777-779)	4	3	1	6.9	6.3	9.9	1	-	1	12.5	0	37.0
57 Symptoms and ill-defined conditions (780-796)	3	2	1	5.2	4.2	9.9	-	-	-	0	0	0
58 All other diseases (residual)	22	19	3	38.1	39.9	29.7	1	1	-	12.5	18.9	0
59 Motor vehicle accidents (E810-E823)	18	15	3	31.2	31.5	29.7	1	1	-	12.5	18.9	0
60 All other accidents (E800-E807, E825-E949)	12	11	1	20.8	23.1	9.9	3	1	2	37.5	18.9	74.1
61 Suicides (E950-E959)	7	7	-	12.1	14.7	0	-	-	-	0	0	0
62 Homicides (E960-E969)	6	4	2	10.4	9.4	19.8	4	1	3	50.0	18.9	111.1
63 Legal intervention (E970-E978)	-	-	-	0	0	0	-	-	-	0	0	0
64 All other external injuries (E980-E999)	-	-	-	0	0	0	-	-	-	0	0	0

TABLE XIII VITAL STATISTICS, BY COUNTY, BY RACE, GEORGIA, 1970

ITEM	JACKSON						JASPER						
	Number			Rate or Ratio*			Number			Rate or Ratio*			
	Total	White	Non-White	Total	White	Non-White	Total	White	Non-White	Total	White	Non-White	
1 Estimated population as of July 1,	21,200	18,400	2,800				5,800	3,000	2,800				1
LIVE BIRTHS													
2 Total	443	387	56	20.9	21.0	20.0	100	35	65	17.2	11.7	23.2	2
3 Delivered in hospital	441	387	54	99.5%	100.0%	96.4%	77	35	42	77.0%	100.0%	64.6%	3
4 Delivered in home by physician	-	-	-	0%	0%	0%	2	-	2	2.0%	0%	3.1%	4
5 Delivered by midwife	2	-	2	0.5%	0%	3.6%	21	-	21	21.0%	0%	32.3%	5
6 Other deliveries	-	-	-	0%	0%	0%	-	-	-	0%	0%	0%	6
7 Immature births	38	27	11	85.8	69.8	196.4	8	3	5	80.0	85.7	76.9	7
8 Live births to unwed mothers	28	13	15	63.2	33.6	267.9	17	1	16	170.0	28.6	246.2	8
FETAL DEATHS													
9 Total	3	2	1	6.8	5.2	17.9	1	-	1	10.0	0	15.4	9
10 Under 20 weeks gestation	-	-	-	0	0	0	-	-	-	0	0	0	10
11 20-27 weeks gestation	1	1	-	2.3	2.6	0	-	-	-	0	0	0	11
12 28 weeks and more	2	1	1	4.5	2.6	17.9	1	-	1	10.0	0	15.4	12
13 Unknown length of gestation	-	-	-	0	0	0	-	-	-	0	0	0	13
DEATHS													
14 Total, all ages	205	181	24	967.0	983.7	857.1	77	49	28	1327.6	1633.3	1000.0	14
15 Under 1 year	10	8	2	22.6	20.7	35.7	2	1	1	20.0	28.6	15.4	15
16 Under 28 days	3	3	-	6.8	7.8	0	2	1	1	20.0	28.6	15.4	16
17 Deaths from immaturity	-	-	-	0	0	0	2	1	1	20.0	28.6	15.4	17
18 1-4 years **	-	-	-	-	-	-	-	-	-	-	-	-	18
19 Maternal deaths	1	-	1	22.6	0	178.6	-	-	-	0	0	0	19
CAUSE OF DEATH													
20 Dysentery (004,006,007,008)	3	2	1	14.2	10.9	35.7	-	-	-	0	0	0	20
21 Tuberculosis, all forms (010-019)	-	-	-	0	0	0	-	-	-	0	0	0	21
22 Meningococcal Infections (036)	-	-	-	0	0	0	-	-	-	0	0	0	22
23 Acute infectious encephalitis (062-065)	-	-	-	0	0	0	-	-	-	0	0	0	23
24 Infectious Hepatitis (070)	-	-	-	0	0	0	-	-	-	0	0	0	24
25 Typhus and other rickettsias (080-083)	-	-	-	0	0	0	-	-	-	0	0	0	25
26 Venereal disease (090-099)	-	-	-	0	0	0	-	-	-	0	0	0	26
27 All other diseases classified as infective and parasitic (000-003, 005, 008, 020-035, 037-061, 066-069, 071-079, 084-089, 100-136)	1	1	-	4.7	5.4	0	-	-	-	0	0	0	27
28 Malignant neoplasms, including neoplasms of lymphatic and haematopoietic tissues (140-209)	27	25	2	127.4	135.9	71.4	8	6	2	137.9	200.0	71.4	28
29 Benign neoplasms and neoplasms of unspecified nature (210-239)	1	1	-	4.7	5.4	0	-	-	-	0	0	0	29
30 Diabetes Mellitus (250)	5	5	-	23.6	27.2	0	1	-	1	17.2	0	35.7	30
31 Avitaminoses & other nutritional deficiency (260-269)	-	-	-	0	0	0	-	-	-	0	0	0	31
32 Anemias (280-285)	-	-	-	0	0	0	-	-	-	0	0	0	32
33 Nonmeningococcal meningitis (320)	-	-	-	0	0	0	-	-	-	0	0	0	33
34 Active rheumatic fever (390-392)	-	-	-	0	0	0	-	-	-	0	0	0	34
35 Chronic rheumatic heart disease (393-398)	-	-	-	0	0	0	-	-	-	0	0	0	35
36 Hypertensive disease (400-404)	2	1	1	9.4	5.4	35.7	-	-	-	0	0	0	36
37 Ischaemic heart disease (410-414)	73	67	6	344.3	364.1	214.3	22	14	8	379.3	466.7	285.7	37
38 Other forms of heart disease (420-429)	5	3	2	23.6	16.3	71.4	-	-	-	0	0	0	38
39 Cerebrovascular disease (430-438)	20	20	-	94.3	108.7	0	22	15	7	379.3	500.0	250.0	39
40 General arteriosclerosis (440)	3	3	-	14.2	16.3	0	2	1	1	34.5	33.3	35.7	40
41 Other diseases of arteries, arterioles, & capillaries (441-448)	1	1	-	4.7	5.4	0	-	-	-	0	0	0	41
42 Influenza (470-474)	2	2	-	9.4	10.9	0	-	-	-	0	0	0	42
43 Pneumonia (480-486)	9	7	2	42.5	38.0	71.4	2	-	2	34.5	0	71.4	43
44 Bronchitis, emphysema and asthma (466, 490-493)	-	-	-	0	0	0	-	-	-	0	0	0	44
45 Other diseases of the respiratory system (460-465, 500-519)	-	-	-	0	0	0	-	-	-	0	0	0	45
46 Peptic ulcer (531-533)	2	2	-	9.4	10.9	0	-	-	-	0	0	0	46
47 Appendicitis (540-543)	-	-	-	0	0	0	-	-	-	0	0	0	47
48 Intestinal obstruction and hernia (550-553, 560)	3	2	1	14.2	10.9	35.7	2	2	-	34.5	66.7	0	48
49 Gastritis, duodenitis, enteritis & colitis (535, 561, 563)	-	-	-	0	0	0	-	-	-	0	0	0	49
50 Cirrhosis of liver (571)	1	1	-	4.7	5.4	0	2	1	1	34.5	33.3	35.7	50
51 Nephritis and nephrosis (580-584)	1	1	-	4.7	5.4	0	-	-	-	0	0	0	51
52 Hyperplasia of prostate (600)	-	-	-	0	0	0	-	-	-	0	0	0	52
53 Complications of pregnancy, childbirth and the puerperium (530-678)	1	-	1	4.7	0	35.7	-	-	-	0	0	0	53
54 Congenital anomalies (740-759)	1	1	-	4.7	5.4	0	-	-	-	0	0	0	54
55 Birth injuries, difficult labor and other anoxic and hypoxic conditions (764-768, 772, 776)	2	2	-	9.4	10.9	0	-	-	-	0	0	0	55
56 Other causes of neonatal mortality (760-763, 769-771, 773-775, 777-779)	-	-	-	0	0	0	2	1	1	34.5	33.3	35.7	56
57 Symptoms and ill-defined conditions (780-796)	2	1	1	9.4	5.4	35.7	1	-	1	17.2	0	35.7	57
58 All other diseases (residual)	14	12	2	66.0	65.2	71.4	5	3	2	86.2	100.0	71.4	58
59 Motor vehicle accidents (E810-E823)	15	11	4	70.8	59.8	142.9	2	1	1	34.5	33.3	35.7	59
60 All other accidents (E800-E807, E825-E949)	7	6	1	33.0	32.6	35.7	3	2	1	51.7	66.7	35.7	60
61 Suicides (E950-E959)	4	4	-	18.9	21.7	0	2	2	-	34.5	66.7	0	61
62 Homicides (E960-E969)	-	-	-	0	0	0	1	1	-	17.2	33.3	0	62
63 Legal Intervention (E970-E978)	-	-	-	0	0	0	-	-	-	0	0	0	63
64 All other external injuries (E980-E999)	-	-	-	0	0	0	-	-	-	0	0	0	64

TABLE XIII VITAL STATISTICS, BY COUNTY, BY RACE, GEORGIA, 1970

ITEM	JEFF DAVIS						JEFFERSON						
	Number			Rate or Ratio*			Number			Rate or Ratio*			
	Total	White	Non-White	Total	White	Non-White	Total	White	Non-White	Total	White	Non-White	
1 Estimated population as of July 1,	9,400	7,600	1,800				17,200	7,900	9,300				1
LIVE BIRTHS													
2 Total	224	174	50	23.8	22.9	27.8	392	116	276	22.8	14.7	29.7	2
3 Delivered in hospital	220	174	46	98.2%	100.0%	92.0%	319	115	204	81.4%	99.1%	73.9%	3
4 Delivered in home by physician	-	-	-	0%	0%	0%	5	-	5	1.3%	0%	1.8%	4
5 Delivered by midwife	4	-	4	1.8%	0%	8.0%	64	-	64	16.3%	0%	23.2%	5
6 Other deliveries	-	-	-	0%	0%	0%	4	1	3	1.0%	0.9%	1.1%	6
7 Immature births	17	11	6	75.9	63.2	120.0	39	6	33	99.5	51.7	119.6	7
8 Live births to unwed mothers	19	4	15	84.8	23.0	300.0	95	2	93	242.3	17.2	337.0	8
FETAL DEATHS													
9 Total	1	1	-	4.5	5.7	0	11	2	9	28.1	17.2	32.6	9
10 Under 20 weeks gestation	-	-	-	0	0	0	3	1	2	7.7	8.6	7.2	10
11 20-27 weeks gestation	-	-	-	0	0	0	2	-	2	5.1	0	7.2	11
12 28 weeks and more	1	1	-	4.5	5.7	0	6	1	5	15.3	8.6	19.1	12
13 Unknown length of gestation	-	-	-	0	0	0	-	-	-	0	0	0	13
DEATHS													
14 Total, all ages	74	63	11	787.2	828.9	611.1	205	96	109	1191.9	1215.2	1172.0	14
15 Under 1 year	-	-	-	0	0	0	14	1	13	35.7	8.6	47.1	15
16 Under 28 days	-	-	-	0	0	0	6	1	5	15.3	8.6	18.1	16
17 Deaths from immaturity	-	-	-	0	0	0	1	-	1	2.6	0	3.6	17
18 1-4 years **	1	-	1	-	-	-	1	-	1	-	0	0	18
19 Maternal deaths	-	-	-	0	0	0	-	-	-	0	0	0	19
CAUSE OF DEATH													
20 Dysentery (004,005,007,009)	1	1	-	10.6	13.2	0	1	-	1	5.8	0	10.8	20
21 Tuberculosis, all forms (010-019)	-	-	-	0	0	0	-	-	-	0	0	0	21
22 Meningococcal infections (036)	-	-	-	0	0	0	-	-	-	0	0	0	22
23 Acute infectious encephalitis (062-065)	1	-	1	10.6	-	55.6	-	-	-	0	0	0	23
24 Infectious Hepatitis (070)	-	-	-	0	0	0	-	-	-	0	0	0	24
25 Typhus and other rickettsioses (080-083)	-	-	-	0	0	0	-	-	-	0	0	0	25
26 Venereal disease (090-099)	-	-	-	0	0	0	-	-	-	0	0	0	26
27 All other diseases classified as infective and parasitic (000-003, 005, 008, 020-035, 037-061, 066-069, 071-075, 084-089, 100-136)	1	1	-	10.6	13.2	0	1	-	1	5.8	0	10.8	27
28 Malignant neoplasms, including neoplasms of lymphatic and haematopoietic tissues (140-209)	7	7	-	74.5	92.1	0	22	13	9	127.9	164.6	96.8	28
29 Benign neoplasms and neoplasms of unspecified nature (210-239)	-	-	-	0	0	0	-	-	-	0	0	0	29
30 Diabetes Mellitus (250)	1	1	-	10.6	13.2	0	8	5	3	46.5	63.3	32.3	30
31 Avitaminosis & other nutritional deficiency (260-269)	-	-	-	0	0	0	-	-	-	0	0	0	31
32 Anemias (280-285)	-	-	-	0	0	0	2	-	2	11.6	0	21.5	32
33 Nonmeningococcal meningitis (320)	-	-	-	0	0	0	-	-	-	0	0	0	33
34 Active rheumatic fever (390-392)	-	-	-	0	0	0	-	-	-	0	0	0	34
35 Chronic rheumatic heart disease (393-398)	1	1	-	10.6	13.2	0	2	1	1	11.6	12.7	10.8	35
36 Hypertensive disease (400-404)	-	-	-	0	0	0	3	-	3	17.4	0	32.3	36
37 Ischaemic heart disease (410-414)	37	33	4	393.6	434.2	222.2	71	41	30	412.8	519.0	322.6	37
38 Other forms of heart disease (420-429)	2	2	-	21.3	26.3	0	6	6	-	34.9	75.9	0	38
39 Cerebrovascular disease (430-438)	5	2	3	53.2	26.3	166.7	21	6	15	122.1	75.9	161.3	39
40 General arteriosclerosis (440)	1	1	-	10.6	13.2	0	4	2	2	23.3	25.3	21.5	40
41 Other diseases of arteries, arterioles, & capillaries (441-448)	1	-	1	10.6	0	55.6	-	-	-	0	0	0	41
42 Influenza (470-474)	-	-	-	0	0	0	-	-	-	0	0	0	42
43 Pneumonia (480-486)	2	2	-	21.3	26.3	0	5	1	4	29.1	12.7	43.0	43
44 Bronchitis, emphysema and asthma (466, 490-493)	-	-	-	0	0	0	3	2	1	17.4	25.3	10.8	44
45 Other diseases of the respiratory system (460-465, 500-519)	2	2	-	21.3	26.3	0	1	1	-	5.8	12.7	0	45
46 Peptic ulcer (531-533)	-	-	-	0	0	0	1	-	1	5.8	0	10.8	46
47 Appendicitis (540-543)	-	-	-	0	0	0	-	-	-	0	0	0	47
48 Intestinal obstruction and hernia (550-553, 560)	1	1	-	10.6	13.2	0	1	1	-	5.8	12.7	0	48
49 Gastritis, duodenitis, enteritis & colitis (535, 561, 563)	-	-	-	0	0	0	-	-	-	0	0	0	49
50 Cirrhosis of liver (571)	-	-	-	0	0	0	2	2	-	11.6	25.3	0	50
51 Nephritis and nephrosis (580-584)	-	-	-	0	0	0	-	-	-	0	0	0	51
52 Hyperplasia of prostate (600)	-	-	-	0	0	0	-	-	-	0	0	0	52
53 Complications of pregnancy, childbirth and the puerperium (630-678)	-	-	-	0	0	0	-	-	-	0	0	0	53
54 Congenital anomalies (740-759)	2	1	1	21.3	13.2	55.6	3	-	3	17.4	0	32.3	54
55 Birth injuries, difficult labor and other anoxic and hypoxic conditions (764-768, 772, 776)	-	-	-	0	0	0	1	1	-	5.8	12.7	0	55
56 Other causes of neonatal mortality (760-763, 769-771, 773-775, 777-779)	-	-	-	0	0	0	4	-	4	23.3	0	43.0	56
57 Symptoms and ill-defined conditions (780-796)	-	-	-	0	0	0	1	-	1	5.8	0	10.8	57
58 All other diseases (residual)	2	2	-	21.3	26.3	0	18	8	10	104.7	101.3	107.5	58
59 Motor vehicle accidents (E810-E823)	1	-	1	10.6	0	55.6	12	3	9	69.8	38.0	96.8	59
60 All other accidents (E800-E807, E825-E949)	4	4	-	42.6	52.6	0	8	2	6	46.5	25.3	64.5	60
61 Suicides (E950-E959)	1	1	-	10.6	13.2	0	1	1	-	5.8	12.7	0	61
62 Homicides (E960-E969)	1	1	-	10.6	13.2	0	3	-	3	17.4	0	32.3	62
63 Legal intervention (E970-E978)	-	-	-	0	0	0	-	-	-	0	0	0	63
64 All other external injuries (E980-E999)	-	-	-	0	0	0	-	-	-	0	0	0	64

TABLE XIII VITAL STATISTICS, BY COUNTY, BY RACE, GEORGIA, 1970

ITEM	JENKINS						JOHNSON						
	Number			Rate or Ratio*			Number			Rate or Ratio*			
	Total	White	Non-White	Total	White	Non-White	Total	White	Non-White	Total	White	Non-White	
1 Estimated population as of July 1,	8,300	4,600	3,700				7,700	5,300	2,400				1
LIVE BIRTHS													
2 Total	165	75	91	20.0	16.3	24.6	149	82	67	19.4	15.5	27.9	2
3 Delivered in hospital	162	74	88	97.6%	98.7%	96.7%	132	82	50	88.6%	100.0%	74.6%	3
4 Delivered by physician	-	-	-	0%	0%	0%	1	-	1	0.7%	0%	1.5%	4
5 Delivered by midwife	4	1	3	2.4%	1.3%	3.3%	16	-	16	10.7%	0%	23.9%	5
6 Other deliveries	-	-	-	0%	0%	0%	-	-	-	0%	0%	0%	6
7 Immature births	23	9	14	138.6	120.0	153.8	9	4	5	60.4	48.8	74.6	7
8 Live births to unwed mothers	40	5	35	241.0	66.7	384.6	23	2	21	154.4	24.4	313.4	8
FETAL DEATHS													
9 Total	8	3	5	48.2	40.0	54.9	3	1	2	20.1	12.2	29.9	9
10 Under 20 weeks gestation	1	1	-	6.0	13.3	0	2	1	1	13.4	12.2	14.9	10
11 20-27 weeks gestation	2	1	1	12.0	13.3	11.0	-	-	-	0	0	0	11
12 28 weeks and more	4	1	3	24.1	13.3	33.0	1	-	1	6.7	0	14.9	12
13 Unknown length of gestation	1	-	1	6.0	0	11.0	-	-	-	0	0	0	13
DEATHS													
14 Total, all ages	99	61	38	1192.8	1326.1	1027.0	98	78	20	1272.7	1471.7	833.3	14
15 Under 1 year	4	1	3	24.1	13.3	33.0	1	-	1	6.7	0	14.9	15
16 Under 28 days	3	1	2	18.1	13.3	22.0	1	-	1	6.7	0	14.9	16
17 Deaths from immaturity	1	-	1	6.0	0	11.0	-	-	-	0	0	0	17
18 1-4 years **	-	-	-	-	-	-	1	-	1	-	-	-	18
19 Maternal deaths	-	-	-	0	0	0	-	-	-	0	0	0	19
CAUSE OF DEATH													
20 Dysentery (004,006,007,009)	-	-	-	0	0	0	1	-	1	13.0	0	41.7	20
21 Tuberculosis, all forms (010-019)	-	-	-	0	0	0	-	-	-	0	0	0	21
22 Meningococcal infections (036)	-	-	-	0	0	0	-	-	-	0	0	0	22
23 Acute infectious encephalitis (062-065)	-	-	-	0	0	0	-	-	-	0	0	0	23
24 Infectious hepatitis (070)	-	-	-	0	0	0	-	-	-	0	0	0	24
25 Typhus and other rickettsioses (080-083)	-	-	-	0	0	0	-	-	-	0	0	0	25
26 Venereal disease (090-099)	-	-	-	0	0	0	-	-	-	0	0	0	26
27 All other diseases classified as infective and parasitic (000-003, 005, 008, 020-035, 037-061, 066-069, 071-079, 084-089, 100-136)	-	-	-	0	0	0	-	-	-	0	0	0	27
28 Malignant neoplasms, including neoplasms of lymphatic and haematopoietic tissues (140-209)	10	8	2	120.5	173.9	54.1	9	8	1	116.9	150.9	41.7	28
29 Benign neoplasms and neoplasms of unspecified nature (210-239)	-	-	-	0	0	0	-	-	-	0	0	0	29
30 Diabetes Mellitus (250)	2	-	2	24.1	0	54.1	2	1	1	26.0	18.9	41.7	30
31 Avitaminoses & other nutritional deficiency (260-269)	-	-	-	0	0	0	-	-	-	0	0	0	31
32 Anemias (280-285)	-	-	-	0	0	0	1	-	1	13.0	0	41.7	32
33 Nonmeningococcal meningitis (320)	-	-	-	0	0	0	-	-	-	0	0	0	33
34 Active rheumatic fever (390-392)	-	-	-	0	0	0	-	-	-	0	0	0	34
35 Chronic rheumatic heart disease (393-398)	-	-	-	0	0	0	1	1	-	13.0	18.9	0	35
36 Hypertensive disease (400-404)	2	2	-	24.1	43.5	0	2	-	2	26.0	0	83.3	36
37 Ischaemic heart disease (410-414)	30	21	9	361.4	456.5	243.2	28	23	5	363.6	434.0	208.3	37
38 Other forms of heart disease (420-429)	1	1	-	12.0	21.7	0	5	4	1	64.9	75.5	41.7	38
39 Cerebrovascular disease (430-438)	23	14	9	277.1	304.3	243.2	10	9	1	129.9	169.8	41.7	39
40 General arteriosclerosis (440)	1	1	-	12.0	21.7	0	-	-	-	0	0	0	40
41 Other diseases of arteries, arterioles, & capillaries (441-448)	2	1	1	24.1	21.7	27.0	4	4	-	51.9	75.5	0	41
42 Influenza (470-474)	-	-	-	0	0	0	1	-	1	13.0	0	41.7	42
43 Pneumonia (480-486)	3	2	1	36.1	43.5	27.0	1	1	-	13.0	18.9	0	43
44 Bronchitis, emphysema and asthma (466, 490-493)	3	3	-	36.1	65.2	0	1	1	-	13.0	18.9	0	44
45 Other diseases of the respiratory system (460-465, 500-519)	-	-	-	0	0	0	-	-	-	0	0	0	45
46 Peptic ulcer (531-533)	1	1	-	12.0	21.7	0	1	-	1	13.0	0	41.7	46
47 Appendicitis (540-543)	-	-	-	0	0	0	-	-	-	0	0	0	47
48 Intestinal obstruction and hernia (550-553, 560)	-	-	-	0	0	0	2	2	-	26.0	37.7	0	48
49 Gastritis, duodenitis, enteritis & colitis (535, 561, 563)	-	-	-	0	0	0	-	-	-	0	0	0	49
50 Cirrhosis of liver (571)	-	-	-	0	0	0	-	-	-	0	0	0	50
51 Nephritis and nephrosis (580-584)	-	-	-	0	0	0	-	-	-	0	0	0	51
52 Hyperplasia of prostate (600)	-	-	-	0	0	0	-	-	-	0	0	0	52
53 Complications of pregnancy, childbirth and the puerperium (630-678)	-	-	-	0	0	0	-	-	-	0	0	0	53
54 Congenital anomalies (740-759)	-	-	-	0	0	0	1	1	-	13.0	18.9	0	54
55 Birth injuries, difficult labor and other anoxic and hypoxic conditions (764-768, 772, 776)	1	-	1	12.0	0	27.0	1	-	1	13.0	0	41.7	55
56 Other causes of neonatal mortality (760-763, 769-771, 773-775, 777-779)	2	1	1	24.1	21.7	27.0	-	-	-	0	0	0	56
57 Symptoms and ill-defined conditions (780-796)	3	-	3	36.1	0	81.1	-	-	-	0	0	0	57
58 All other diseases (residual)	4	2	2	48.2	43.5	54.1	5	4	1	64.9	75.5	41.7	58
59 Motor vehicle accidents (E810-E823)	3	2	1	36.1	43.5	27.0	5	5	-	64.9	94.3	0	59
60 All other accidents (E800-E807, E825-E949)	5	1	4	60.2	21.7	108.1	14	12	2	181.8	226.4	83.3	60
61 Suicides (E950-E959)	1	1	-	12.0	21.7	0	1	1	-	13.0	18.9	0	61
62 Homicides (E960-E969)	2	-	2	24.1	0	54.1	2	1	1	26.0	18.9	41.7	62
63 Legal intervention (E970-E978)	-	-	-	0	0	0	-	-	-	0	0	0	63
64 All other external injuries (E980-E999)	-	-	-	0	0	0	-	-	-	0	0	0	64

TABLE XIII VITAL STATISTICS, BY COUNTY, BY RACE, GEORGIA, 1970

ITEM	JONES						LAMAR					
	Number			Rate or Ratio*			Number			Rate or Ratio*		
	Total	White	Non-White	Total	White	Non-White	Total	White	Non-White	Total	White	Non-White
1 Estimated population as of July 1,	12,300	7,600	4,700				10,700	6,500	4,200			
LIVE BIRTHS												
2 Total	223	143	80	18.1	18.8	17.0	185	89	95	17.3	13.7	22.9
3 Delivered in hospital	221	143	78	99.1%	100.0%	97.5%	131	88	43	70.8%	98.9%	44.8%
4 Delivered in home by physician	2	-	2	0.9%	0%	2.5%	-	-	-	0%	0%	0%
5 Delivered by midwife	-	-	-	0%	0%	0%	54	1	53	29.2%	1.1%	55.2%
6 Other deliveries	-	-	-	0%	0%	0%	-	-	-	0%	0%	0%
7 Immature births	22	11	11	98.7	76.9	137.5	32	9	23	173.0	101.1	239.6
8 Live births to unwed mothers	31	4	27	139.0	28.0	337.5	29	4	25	156.8	44.9	260.4
FETAL DEATHS												
9 Total	7	4	3	31.4	28.0	37.5	6	3	3	32.4	33.7	31.3
10 Under 20 weeks gestation	2	2	-	9.0	14.0	0	1	1	-	5.4	11.2	0
11 20-27 weeks gestation	1	-	1	4.5	0	12.5	1	-	1	5.4	0	10.4
12 28 weeks and more	4	2	2	17.9	14.0	25.0	4	2	2	21.6	22.5	20.8
13 Unknown length of gestation	-	-	-	0	0	0	-	-	-	0	0	0
DEATHS												
14 Total, all ages	85	47	38	691.1	618.4	808.5	126	85	41	1177.6	1307.7	976.2
15 Under 1 year	4	2	2	17.9	14.0	25.0	4	1	3	21.6	11.2	31.3
16 Under 28 days	4	2	2	17.9	14.0	25.0	3	-	3	16.2	0	31.3
17 Deaths from immaturity	1	1	-	4.5	7.0	0	-	-	-	0	0	0
18 1-4 years **	-	-	-	0	0	0	1	-	1	0	0	0
19 Maternal deaths	-	-	-	0	0	0	-	-	-	0	0	0
CAUSE OF DEATH												
20 Dysentery (004,006,007,008)	-	-	-	0	0	0	-	-	-	0	0	0
21 Tuberculosis, all forms (010-019)	-	-	-	0	0	0	-	-	-	0	0	0
22 Meningococcal infections (036)	-	-	-	0	0	0	-	-	-	0	0	0
23 Acute infectious encephalitis (062-065)	-	-	-	0	0	0	-	-	-	0	0	0
24 Infectious hepatitis (070)	-	-	-	0	0	0	-	-	-	0	0	0
25 Typhus and other rickettsioses (080-093)	-	-	-	0	0	0	-	-	-	0	0	0
26 Venereal disease (090-099)	-	-	-	0	0	0	-	-	-	0	0	0
27 All other diseases classified as infective and parasitic (000-003, 005, 008, 020-035, 037-061, 066-069, 071-079, 084-089, 100-136)	-	-	-	0	0	0	2	1	1	18.7	15.4	23.8
28 Malignant neoplasms, including neoplasms of lymphatic and haematopoietic tissues (140-209)	16	8	8	130.1	105.3	170.2	18	14	4	168.2	215.4	95.2
29 Benign neoplasms and neoplasms of unspecified nature (210-239)	-	-	-	0	0	0	1	1	-	9.3	15.4	0
30 Diabetes Mellitus (250)	1	1	-	8.1	13.2	0	-	-	-	0	0	0
31 Avitaminoses & other nutritional deficiency (260-269)	-	-	-	0	0	0	-	-	-	0	0	0
32 Anemia (280-285)	-	-	-	0	0	0	1	-	1	9.3	0	23.8
33 Nonmeningococcal meningitis (320)	-	-	-	0	0	0	-	-	-	0	0	0
34 Active rheumatic fever (390-392)	-	-	-	0	0	0	-	-	-	0	0	0
35 Chronic rheumatic heart disease (393-398)	-	-	-	0	0	0	1	1	-	9.3	15.4	0
36 Hypertensive disease (400-404)	-	-	-	0	0	0	2	1	1	18.7	15.4	23.8
37 Ischaemic heart disease (410-414)	22	16	6	178.9	210.5	127.7	46	36	10	429.9	553.8	238.1
38 Other forms of heart disease (420-429)	1	1	-	8.1	13.2	0	1	1	-	9.3	15.4	0
39 Cerebrovascular disease (430-438)	20	9	11	162.6	118.4	234.0	12	5	7	112.1	76.9	166.7
40 General arteriosclerosis (440)	1	1	-	8.1	13.2	0	1	-	1	9.3	0	23.8
41 Other diseases of arteries, arterioles, and capillaries (441-448)	2	2	-	16.3	26.3	0	-	-	-	0	0	0
42 Influenza (470-474)	-	-	-	0	0	0	1	-	1	9.3	0	23.8
43 Pneumonia (480-486)	4	1	3	32.5	13.2	63.8	9	7	2	84.1	107.7	47.6
44 Bronchitis, emphysema and asthma (466, 490-493)	1	-	1	8.1	0	21.3	5	4	1	46.7	61.5	23.8
45 Other diseases of the respiratory system (460-465, 500-519)	-	-	-	0	0	0	-	-	-	0	0	0
46 Peptic ulcer (531-533)	-	-	-	0	0	0	1	1	-	9.3	15.4	0
47 Appendicitis (540-543)	-	-	-	0	0	0	-	-	-	0	0	0
48 Intestinal obstruction and hernia (550-553, 560)	-	-	-	0	0	0	2	2	-	18.7	30.8	0
49 Gastritis, duodenitis, enteritis & colitis (535, 561, 563)	-	-	-	0	0	0	-	-	-	0	0	0
50 Cirrhosis of liver (571)	-	-	-	0	0	0	-	-	-	0	0	0
51 Nephritis and nephrosis (580-584)	-	-	-	0	0	0	-	-	-	0	0	0
52 Hyperplasia of prostate (600)	-	-	-	0	0	0	-	-	-	0	0	0
53 Complications of pregnancy, childbirth and the puerperium (630-678)	-	-	-	0	0	0	-	-	-	0	0	0
54 Congenital anomalies (740-759)	-	-	-	0	0	0	1	-	1	9.3	0	23.8
55 Birth injuries, difficult labor and other anoxic and hypoxic conditions (764-768, 772, 776)	1	1	-	8.1	13.2	0	2	-	2	18.7	0	47.6
56 Other causes of neonatal mortality (760-763, 769-771, 773-775, 777-779)	2	1	1	16.3	13.2	21.3	-	-	-	0	0	0
57 Symptoms and ill-defined conditions (780-796)	1	-	1	8.1	0	21.3	1	-	1	9.3	0	23.8
58 All other diseases (residual)	6	2	4	48.8	26.3	85.1	8	7	1	74.8	107.7	23.8
59 Motor vehicle accidents (E810-E823)	4	2	2	32.5	26.3	42.6	3	2	1	28.0	30.8	23.8
60 All other accidents (E800-E807, E825-E949)	1	1	-	8.1	13.2	0	7	2	5	65.4	30.8	119.0
61 Suicides (E950-E959)	1	1	-	8.1	13.2	0	-	-	-	0	0	0
62 Homicides (E960-E969)	1	-	1	8.1	0	21.3	1	-	1	9.3	0	23.8
63 Legal intervention (E970-E978)	-	-	-	0	0	0	-	-	-	0	0	0
64 All other external injuries (E980-E999)	-	-	-	0	0	0	-	-	-	0	0	0

TABLE XIII VITAL STATISTICS, BY COUNTY, BY RACE, GEORGIA, 1970

ITEM	LANIER						LAURENS						
	Number			Rate or Ratio*			Number			Rate or Ratio*			
	Total	White	Non-White	Total	White	Non-White	Total	White	Non-White	Total	White	Non-White	
1 Estimated population as of July 1,	4,900	3,400	1,500				31,900	21,000	10,900				1
LIVE BIRTHS													
2 Total	85	57	28	17.3	16.8	18.7	637	343	299	19.8	16.3	26.6	2
3 Delivered in hospital	83	55	27	97.6%	98.2%	96.4%	604	345	261	95.4%	100.0%	90.0%	3
4 Delivered in home by physician	-	-	-	0%	0%	0%	5	-	5	0.8%	0%	1.7%	4
5 Delivered by midwife	2	1	1	2.4%	1.8%	3.6%	22	-	22	3.5%	0%	7.6%	5
6 Other deliveries	-	-	-	0%	0%	0%	2	-	2	0.3%	0%	0.7%	6
7 Immature births	5	3	2	58.8	52.6	71.4	76	29	47	120.1	84.5	162.1	7
8 Live births to unwed mothers	14	1	13	164.7	17.5	464.3	76	9	67	120.1	26.2	231.0	8
FETAL DEATHS													
9 Total	5	3	2	58.8	52.6	71.4	15	6	7	23.7	17.5	31.0	9
10 Under 20 weeks gestation	-	-	-	0	0	0	4	2	2	6.3	5.8	6.9	10
11 20-27 weeks gestation	3	1	2	35.3	17.5	71.4	4	3	1	6.3	8.7	3.4	11
12 28 weeks and more	2	2	-	23.5	35.1	0	5	1	4	7.9	2.9	13.8	12
13 Unknown length of gestation	-	-	-	0	0	0	2	-	2	3.2	0	6.9	13
DEATHS													
14 Total, all ages	44	35	9	892.0	1029.4	600.0	392	233	159	1228.8	1109.5	1458.7	14
15 Under 1 year	-	-	-	0	0	0	32	15	17	50.6	43.7	58.6	15
16 Under 28 days	-	-	-	0	0	0	19	10	9	30.0	29.2	31.0	16
17 Deaths from immaturity	-	-	-	0	0	0	5	2	3	7.9	5.8	10.3	17
18 1-4 years **	1	1	-	-	-	-	-	-	-	-	-	-	18
19 Maternal deaths	-	-	-	0	0	0	-	-	-	0	0	0	19
CAUSE OF DEATH													
20 Dysentery (004,006,007,009)	1	1	-	20.4	29.4	0	-	-	-	0	0	0	20
21 Tuberculosis, all forms (010-019)	-	-	-	0	0	0	1	1	-	3.1	4.8	0	21
22 Meningococcal Infections (036)	-	-	-	0	0	0	-	-	-	0	0	0	22
23 Acute infectious encephalitis (052-065)	-	-	-	0	0	0	-	-	-	0	0	0	23
24 Infectious Hepatitis (070)	-	-	-	0	0	0	1	-	1	3.1	0	9.2	24
25 Typhus and other rickettsioses (080-083)	-	-	-	0	0	0	-	-	-	0	0	0	25
26 Venereal disease (090-099)	-	-	-	0	0	0	-	-	-	0	0	0	26
27 All other diseases classified as infective and parasitic (000-003, 005, 008, 020-035, 037-051, 066-069, 071-079, 084-088, 100-136)	-	-	-	0	0	0	1	-	1	3.1	0	9.2	27
28 Malignant neoplasms, including neoplasms of lymphatic and haematopoietic tissues (140-209)	3	2	-	163.3	235.3	0	42	29	13	131.7	138.1	119.3	28
29 Benign neoplasms and neoplasms of unspecified nature (210-239)	1	-	1	20.4	0	66.7	1	1	-	3.1	4.8	0	29
30 Diabetes Mellitus (250)	-	-	-	0	0	0	8	4	4	25.1	19.0	36.7	30
31 Avitaminoses & other nutritional deficiency (260-269)	-	-	-	0	0	0	1	1	-	3.1	4.8	0	31
32 Anemias (280-285)	-	-	-	0	0	0	-	-	-	0	0	0	32
33 Nonmeningococcal meningitis (320)	-	-	-	0	0	0	-	-	-	0	0	0	33
34 Active rheumatic fever (390-392)	-	-	-	0	0	0	-	-	-	0	0	0	34
35 Chronic rheumatic heart disease (393-398)	1	1	-	20.4	29.4	0	1	-	1	3.1	0	9.2	35
36 Hypertensive disease (400-404)	1	1	-	20.4	29.4	0	18	15	3	56.4	71.4	27.5	36
37 Ischaemic heart disease (410-414)	11	9	2	224.5	264.7	133.3	119	83	36	372.0	395.2	330.3	37
38 Other forms of heart disease (420-429)	2	2	-	40.8	58.8	0	8	7	1	25.1	33.3	9.2	38
39 Cerebrovascular disease (430-438)	3	2	1	61.2	58.8	66.7	42	16	26	131.7	76.2	238.5	39
40 General arteriosclerosis (440)	-	-	-	0	0	0	8	3	5	25.1	14.3	45.9	40
41 Other diseases of arteries, arterioles, & capillaries (441-448)	2	1	1	40.8	29.4	66.7	5	2	3	15.7	9.5	27.5	41
42 Influenza (470-474)	-	-	-	0	0	0	2	2	-	6.3	9.5	0	42
43 Pneumonia (480-486)	2	2	-	40.8	58.8	0	26	15	11	81.5	71.4	100.9	43
44 Bronchitis, emphysema and asthma (466, 490-493)	1	1	-	20.4	29.4	0	6	2	4	18.8	9.5	36.7	44
45 Other diseases of the respiratory system (460-465, 500-519)	-	-	-	0	0	0	6	3	3	18.8	14.3	27.5	45
46 Peptic ulcer (531-533)	-	-	-	0	0	0	1	-	1	3.1	0	9.2	46
47 Appendicitis (540-543)	-	-	-	0	0	0	-	-	-	0	0	0	47
48 Intestinal obstruction and hernia (550-553, 560)	-	-	-	0	0	0	1	1	-	3.1	4.8	0	48
49 Gastritis, duodenitis, enteritis & colitis (535, 561, 563)	-	-	-	0	0	0	-	-	-	0	0	0	49
50 Cirrhosis of liver (571)	-	-	-	0	0	0	4	4	-	12.5	19.0	0	50
51 Nephritis and nephrosis (580-584)	-	-	-	0	0	0	2	1	1	6.3	4.8	9.2	51
52 Hyperplasia of prostate (600)	-	-	-	0	0	0	2	-	2	6.3	0	18.3	52
53 Complications of pregnancy, childbirth and the puerperium (630-678)	-	-	-	0	0	0	-	-	-	0	0	0	53
54 Congenital anomalies (740-759)	-	-	-	0	0	0	3	2	1	9.4	9.5	9.2	54
55 Birth injuries, difficult labor and other anoxic and hypoxic conditions (764-768, 772, 776)	-	-	-	0	0	0	6	3	3	18.8	14.3	27.5	55
56 Other causes of neonatal mortality (760-763, 769-771, 773-775, 777-779)	-	-	-	0	0	0	8	4	4	25.1	19.0	36.7	56
57 Symptoms and ill-defined conditions (780-796)	2	-	2	40.8	0	133.3	13	5	8	40.8	23.8	73.4	57
58 All other diseases (residual)	1	1	-	20.4	29.4	0	22	11	11	69.0	52.4	100.9	58
59 Motor vehicle accidents (E810-E823)	1	-	1	20.4	0	66.7	17	10	7	53.3	47.6	64.2	59
60 All other accidents (E800-E807, E825-E949)	3	3	-	61.2	88.2	0	7	3	4	21.9	14.3	36.7	60
61 Suicides (E950-E959)	2	2	-	40.8	58.8	0	5	4	1	15.7	19.0	9.2	61
62 Homicides (E960-E-969)	2	1	1	40.8	29.4	66.7	5	1	4	15.7	4.8	36.7	62
63 Legal Intervention (E970-E978)	-	-	-	0	0	0	-	-	-	0	0	0	63
64 All other external injuries (E980-E999)	-	-	-	0	0	0	-	-	-	0	0	0	64

TABLE XIII VITAL STATISTICS, BY COUNTY, BY RACE, GEORGIA, 1970

ITEM	LEE						LIBERTY						
	Number			Rate or Ratio*			Number			Rate or Ratio*			
	Total	White	Non-White	Total	White	Non-White	Total	White	Non-White	Total	White	Non-White	
1 Estimated population as of July 1,	7,100	4,000	3,100				14,200	8,500	5,700				1
LIVE BIRTHS													
2 Total	175	87	88	24.6	21.8	28.4	426	289	137	30.0	34.0	24.0	2
3 Delivered in hospital	144	87	57	82.3%	100.0%	64.8%	421	289	132	98.8%	100.0%	96.4%	3
4 Delivered in home by physician	4	-	4	2.3%	0%	4.5%	3	-	3	0.7%	0%	2.2%	4
5 Delivered by midwife	27	-	27	15.4%	0%	30.7%	2	-	2	0.5%	0%	1.5%	5
6 Other deliveries	-	-	-	0%	0%	0%	-	-	-	0%	0%	0%	6
7 Immature births	14	3	11	80.0	34.3	125.0	53	27	26	124.4	93.4	189.8	7
8 Live births to unwed mothers	20	2	18	114.3	23.0	204.5	48	8	40	112.7	27.7	292.0	8
FETAL DEATHS													
9 Total	1	1	-	5.7	11.5	0	20	18	2	46.9	62.3	14.6	9
10 Under 20 weeks gestation	-	-	-	0	0	0	15	14	1	35.2	48.4	7.3	10
11 20-27 weeks gestation	-	-	-	0	0	0	3	2	1	7.0	6.9	7.3	11
12 28 weeks and more	1	1	-	5.7	11.5	0	2	2	-	4.7	6.9	0	12
13 Unknown length of gestation	-	-	-	0	0	0	-	-	-	0	0	0	13
DEATHS													
14 Total, all ages	68	30	38	957.7	750.0	1225.8	111	51	60	781.7	600.0	1052.6	14
15 Under 1 year	5	2	3	28.6	23.0	34.1	18	11	7	42.3	38.1	51.1	15
16 Under 28 days	5	2	3	17.1	23.0	11.4	14	10	4	32.9	34.6	29.2	16
17 Deaths from immaturity	1	1	-	5.7	11.5	0	1	1	-	2.3	3.5	0	17
18 1-4 years **	1	-	1	-	-	-	1	-	1	-	-	-	18
19 Maternal deaths	-	-	-	0	0	0	-	-	-	0	0	0	19
CAUSE OF DEATH													
20 Dysentery (004,006,007,009)	-	-	-	0	0	0	-	-	-	0	0	0	20
21 Tuberculosis, all forms (010-019)	-	-	-	0	0	0	1	-	1	7.0	0	17.5	21
22 Meningococcal infections (036)	-	-	-	0	0	0	-	-	-	0	0	0	22
23 Acute infectious encephalitis (062-065)	-	-	-	0	0	0	-	-	-	0	0	0	23
24 Infectious hepatitis (076)	-	-	-	0	0	0	-	-	-	0	0	0	24
25 Typhus and other rickettsioses (080-083)	-	-	-	0	0	0	-	-	-	0	0	0	25
26 Venereal disease (090-099)	-	-	-	0	0	0	-	-	-	0	0	0	26
27 All other diseases classified as infective and parasitic (100-003, 005, 008, 020-035, 037-061, 066-069, 071-079, 084-089, 100-136)	2	-	2	28.2	0	64.5	-	-	-	0	0	0	27
28 Malignant neoplasms, including neoplasms of lymphatic and haematopoietic tissues (140-209)	5	4	1	70.4	100.0	32.3	13	7	6	91.5	82.4	105.3	28
29 Benign neoplasms and neoplasms of unspecified nature (210-239)	-	-	-	0	0	0	-	-	-	0	0	0	29
30 Diabetes Mellitus (250)	1	1	-	14.1	25.0	0	2	1	1	14.1	11.8	17.5	30
31 Avitaminoses & other nutritional deficiency (260-269)	-	-	-	0	0	0	-	-	-	0	0	0	31
32 Anemias (280-285)	-	-	-	0	0	0	1	-	1	7.0	0	17.5	32
33 Nonmeningococcal meningitis (320)	-	-	-	0	0	0	-	-	-	0	0	0	33
34 Active rheumatic fever (390-392)	-	-	-	0	0	0	-	-	-	0	0	0	34
35 Chronic rheumatic heart disease (393-398)	-	-	-	0	0	0	1	-	1	7.0	0	17.5	35
36 Hypertensive disease (400-404)	3	-	3	42.3	0	96.8	1	-	1	7.0	0	17.5	36
37 Ischaemic heart disease (410-414)	17	7	10	239.4	175.0	322.6	21	8	13	147.9	94.1	228.1	37
38 Other forms of heart disease (420-429)	1	1	-	14.1	25.0	0	1	-	1	7.0	0	17.5	38
39 Cerebrovascular disease (430-438)	13	4	9	183.1	100.0	290.3	19	8	11	133.8	94.1	193.0	39
40 General arteriosclerosis (440)	1	-	1	14.1	0	32.3	1	1	-	7.0	11.8	0	40
41 Other diseases of arteries, arterioles, & capillaries (441-448)	2	-	2	28.2	0	64.5	1	-	1	7.0	0	17.5	41
42 Influenza (470-474)	-	-	-	0	0	0	-	-	-	0	0	0	42
43 Pneumonia (480-486)	1	-	1	14.1	0	32.3	8	5	3	56.3	58.8	52.6	43
44 Bronchitis, emphysema and asthma (466, 490-493)	1	1	-	14.1	25.0	0	2	1	1	14.1	11.8	17.5	44
45 Other diseases of the respiratory system (460-465, 500-519)	1	1	-	14.1	25.0	0	-	-	-	0	0	0	45
46 Peptic ulcer (531-533)	-	-	-	0	0	0	-	-	-	0	0	0	46
47 Appendicitis (540-543)	-	-	-	0	0	0	-	-	-	0	0	0	47
48 Intestinal obstruction and hernia (550-553, 560)	1	1	-	14.1	25.0	0	-	-	-	0	0	0	48
49 Gastritis, duodenitis, enteritis & colitis (535, 561, 563)	1	1	-	14.1	25.0	0	-	-	-	0	0	0	49
50 Cirrhosis of liver (571)	-	-	-	0	0	0	-	-	-	0	0	0	50
51 Nephritis and nephrosis (580-584)	-	-	-	0	0	0	-	-	-	0	0	0	51
52 Hyperplasia of prostate (600)	1	-	1	14.1	0	32.3	-	-	-	0	0	0	52
53 Complications of pregnancy, childbirth and the puerperium (630-678)	-	-	-	0	0	0	-	-	-	0	0	0	53
54 Congenital anomalies (740-759)	1	-	1	14.1	0	32.3	3	2	1	21.1	23.5	17.5	54
55 Birth injuries, difficult labor and other anoxic and hypoxic conditions (764-768, 772, 776)	2	1	1	28.2	25.0	32.3	3	3	-	21.1	35.3	0	55
56 Other causes of neonatal mortality (760-763, 769-771, 773-775, 777-779)	1	1	-	14.1	25.0	0	7	6	1	49.3	70.6	17.5	56
57 Symptoms and ill-defined conditions (780-795)	-	-	-	0	0	0	-	-	-	0	0	0	57
58 All other diseases (residual)	7	3	4	98.6	75.0	129.0	7	1	6	49.3	11.8	105.3	58
59 Motor vehicle accidents (E810-E823)	2	3	-	42.3	75.0	0	9	6	3	63.4	70.6	52.6	59
60 All other accidents (E800-E807, E825-E949)	2	1	1	28.2	25.0	32.3	7	1	6	49.3	11.9	105.3	60
61 Suicides (E950-E959)	-	-	-	0	0	0	-	-	-	0	0	0	61
62 Homicides (E960-E-969)	1	-	1	14.1	0	32.3	3	1	2	21.1	11.8	35.1	62
63 Legal intervention (E970-E978)	-	-	-	0	0	0	-	-	-	0	0	0	63
64 All other external injuries (E980-E989)	-	-	-	0	0	0	-	-	-	0	0	0	64

TABLE XIII VITAL STATISTICS, BY COUNTY, BY RACE, GEORGIA, 1970

ITEM	LINCGLN						LONG						
	Number			Rate or Ratio*			Number			Rate or Ratio*			
	Total	White	Non-White	Total	White	Non-White	Total	White	Non-White	Total	White	Non-White	
1 Estimated population as of July 1,	5,900	3,200	2,700				3,700	2,500	1,200				1
LIVE BIRTHS													
2 Total	99	38	61	16.8	11.9	22.6	64	44	20	17.3	17.6	16.7	2
3 Delivered in hospital	71	35	36	71.7%	92.1%	59.0%	63	44	19	98.4%	100.0%	95.0%	3
4 Delivered in home by physician	27	3	24	27.3%	7.9%	39.3%	1	-	1	1.6%	0%	5.0%	4
5 Delivered by midwife	1	-	1	1.0%	0%	1.6%	-	-	-	0%	0%	0%	5
6 Other deliveries	-	-	-	0%	0%	0%	-	-	-	0%	0%	0%	6
7 Immature births	12	1	11	121.2	26.3	180.3	8	3	5	125.0	68.2	250.0	7
8 Live births to unwed mothers	14	-	14	141.4	0	229.5	8	1	7	125.0	22.7	350.0	8
FETAL DEATHS													
9 Total	3	1	2	30.3	26.3	32.8	2	1	1	31.3	22.7	50.0	9
10 Under 20 weeks gestation	1	1	-	10.1	26.3	0	-	-	-	0	0	0	10
11 20-27 weeks gestation	2	-	2	20.2	0	32.8	1	1	-	15.6	22.7	0	11
12 28 weeks and more	-	-	-	0	0	0	1	-	1	15.6	0	50.0	12
13 Unknown length of gestation	-	-	-	0	0	0	-	-	-	0	0	0	13
DEATHS													
14 Total, all ages	63	38	25	1067.8	1187.5	925.9	49	39	10	1324.3	1560.0	833.3	14
15 Under 1 year	5	3	2	50.5	78.9	32.8	3	2	-	46.9	68.2	0	15
16 Under 28 days	3	2	1	30.3	52.6	16.4	2	2	-	31.3	45.5	0	16
17 Deaths from immaturity	1	-	1	10.1	0	16.4	-	-	-	0	0	0	17
18 1-4 years **	-	-	-	-	-	-	-	-	-	-	-	-	18
19 Maternal deaths	-	-	-	0	0	0	-	-	-	0	0	0	19
CAUSE OF DEATH													
20 Dysentery (004,006,007,009)	-	-	-	0	0	0	-	-	-	0	0	0	20
21 Tuberculosis, all forms (010-019)	-	-	-	0	0	0	-	-	-	0	0	0	21
22 Meningococcal Infections (036)	-	-	-	0	0	0	-	-	-	0	0	0	22
23 Acute infectious encephalitis (062-065)	-	-	-	0	0	0	-	-	-	0	0	0	23
24 Infectious Hepatitis (070)	-	-	-	0	0	0	-	-	-	0	0	0	24
25 Typhus and other rickettsias (080-083)	-	-	-	0	0	0	-	-	-	0	0	0	25
26 Venereal disease (090-099)	-	-	-	0	0	0	-	-	-	0	0	0	26
27 All other diseases classified as infective and parasitic (000-003, 005, 008, 020-035, 037-061, 066-069, 071-079, 084-089, 100-136)	-	-	-	0	0	0	-	-	-	0	0	0	27
28 Malignant neoplasms, including neoplasms of lymphatic and hematopoietic tissues (140-209)	4	3	1	67.6	93.8	37.0	3	3	-	81.1	120.0	0	28
29 Benign neoplasms and neoplasms of unspecified nature (210-239)	-	-	-	0	0	0	-	-	-	0	0	0	29
30 Diabetes Mellitus (250)	3	1	2	50.8	31.3	74.1	-	-	-	0	0	0	30
31 Avitaminoses & other nutritional deficiency (260-269)	-	-	-	0	0	0	1	1	-	27.0	40.0	0	31
32 Anemias (280-285)	-	-	-	0	0	0	-	-	-	0	0	0	32
33 Nonmeningococcal meningitis (320)	-	-	-	0	0	0	-	-	-	0	0	0	33
34 Active rheumatic fever (390-392)	-	-	-	0	0	0	-	-	-	0	0	0	34
35 Chronic rheumatic heart disease (393-398)	-	-	-	0	0	0	-	-	-	0	0	0	35
36 Hypertensive disease (400-404)	2	-	2	33.9	0	74.1	1	-	1	27.0	0	83.3	36
37 Ischaemic heart disease (410-414)	10	10	-	169.5	312.5	0	29	18	2	540.5	720.0	166.7	37
38 Other forms of heart disease (420-429)	1	1	-	16.9	31.3	0	1	1	-	27.0	40.0	0	38
39 Cerebrovascular disease (430-438)	11	9	2	136.4	281.3	74.1	8	6	4	216.2	160.0	333.3	39
40 General arteriosclerosis (440)	1	-	1	16.9	0	37.0	-	-	-	0	0	0	40
41 Other diseases of arteries, arterioles, & capillaries (441-448)	2	1	1	33.9	31.3	37.0	-	-	-	0	0	0	41
42 Influenza (470-474)	-	-	-	0	0	0	-	-	-	0	0	0	42
43 Pneumonia (480-486)	1	-	1	16.9	0	37.0	2	1	1	54.1	40.0	83.3	43
44 Bronchitis, emphysema and asthma (466, 490-493)	-	-	-	0	0	0	1	1	-	27.0	40.0	0	44
45 Other diseases of the respiratory system (460-465, 500-519)	-	-	-	0	0	0	-	-	-	0	0	0	45
46 Peptic ulcer (531-533)	2	1	1	33.9	31.3	37.0	-	-	-	0	0	0	46
47 Appendicitis (540-543)	-	-	-	0	0	0	-	-	-	0	0	0	47
48 Intestinal obstruction and hernia (550-553, 560)	1	1	-	16.9	31.3	0	-	-	-	0	0	0	48
49 Gastritis, duodenitis, enteritis & colitis (535, 561, 563)	1	-	1	16.9	0	37.0	-	-	-	0	0	0	49
50 Cirrhosis of liver (571)	1	1	-	16.9	31.3	0	-	-	-	0	0	0	50
51 Nephritis and nephrosis (580-584)	1	-	1	16.9	0	37.0	-	-	-	0	0	0	51
52 Hyperplasia of prostate (600)	-	-	-	0	0	0	-	-	-	0	0	0	52
53 Complications of pregnancy, childbirth and the puerperium (630-678)	-	-	-	0	0	0	-	-	-	0	0	0	53
54 Congenital anomalies (740-759)	2	1	1	33.9	31.3	37.0	-	-	-	0	0	0	54
55 Birth injuries, difficult labor and other anoxic and hypoxic conditions (764-768, 772, 776)	-	-	-	0	0	0	1	1	-	27.0	40.0	0	55
56 Other causes of neonatal mortality (760-763, 769-771, 773-775, 777-779)	2	1	1	33.9	31.3	37.0	1	1	-	27.0	40.0	0	56
57 Symptoms and ill-defined conditions (780-796)	6	2	4	101.7	62.5	148.1	-	-	-	0	0	0	57
58 All other diseases (residual)	5	3	2	84.7	93.8	74.1	2	2	-	54.1	80.0	0	58
59 Motor vehicle accidents (E810-E823)	4	2	2	67.8	62.5	74.1	1	1	-	27.0	40.0	0	59
60 All other accidents (E800-E807, E825-E949)	2	1	1	33.9	31.3	37.0	3	2	-	81.1	120.0	0	60
61 Suicides (E950-E959)	-	-	-	0	0	0	-	-	-	0	0	0	61
62 Homicides (E960-E969)	1	-	1	16.9	0	37.0	4	2	2	108.1	90.0	166.7	62
63 Legal intervention (E970-E978)	-	-	-	0	0	0	-	-	-	0	0	0	63
64 All other external injuries (E980-E999)	-	-	-	0	0	0	-	-	-	0	0	0	64

TABLE XIII VITAL STATISTICS, BY COUNTY, BY RACE, GEORGIA, 1970

ITEM	LOWNDES						LUMPKIN						
	Number			Rate or Ratio*			Number			Rate or Ratio*			
	Total	White	Non-White	Total	White	Non-White	Total	White	Non-White	Total	White	Non-White	
1 Estimated population as of July 1,	52,700	36,900	15,800				8,800	8,600	200				1
LIVE BIRTHS													
2 Total	1,314	870	444	24.9	23.6	28.1	153	150	3	17.4	17.4	15.0	2
3 Delivered in hospital	1,264	868	396	96.2%	99.8%	89.2%	153	150	3	100.0%	100.0%	100.0%	3
4 Delivered in home by physician	4	1	3	0.3%	0.1%	0.7%	-	-	-	0%	0%	0%	4
5 Delivered by midwife	45	1	44	3.4%	0.1%	9.9%	-	-	-	0%	0%	0%	5
6 Other deliveries	1	-	1	0.1%	0%	0.2%	-	-	-	0%	0%	0%	6
7 Immature births	121	54	67	92.1	62.1	150.9	12	11	1	78.4	73.3	333.3	7
8 Live births to unwed mothers	122	15	107	92.8	17.2	241.0	7	5	2	45.8	33.3	666.7	8
FETAL DEATHS													
9 Total	43	25	18	32.7	28.7	40.5	2	2	-	13.1	13.3	0	9
10 Under 20 weeks gestation	26	17	9	19.8	19.5	20.3	-	-	-	0	0	0	10
11 20-27 weeks gestation	8	2	6	6.1	2.3	13.5	-	-	-	0	0	0	11
12 28 weeks and more	9	6	3	6.8	6.9	6.8	2	2	-	13.1	13.3	0	12
13 Unknown length of gestation	-	-	-	0	0	0	-	-	-	0	0	0	13
DEATHS													
14 Total, all ages	450	280	170	853.9	758.2	1075.9	68	67	1	772.7	779.1	500.0	14
15 Under 1 year	23	13	10	17.5	14.9	22.5	1	1	-	6.5	6.7	0	15
16 Under 28 days	15	11	4	11.4	12.6	9.0	-	-	-	0	0	0	16
17 Deaths from immaturity	3	-	3	2.3	0	6.8	-	-	-	0	0	0	17
18 1-4 years **	5	2	3	-	-	-	-	-	-	0	0	0	18
19 Maternal deaths	-	-	-	0	0	0	-	-	-	0	0	0	19
CAUSE OF DEATH													
20 Dysentery (004,006,007,009)	1	1	-	1.9	2.7	0	-	-	-	0	0	0	20
21 Tuberculosis, all forms (010-019)	-	-	-	0	0	0	-	-	-	0	0	0	21
22 Meningococcal Infections (036)	-	-	-	0	0	0	-	-	-	0	0	0	22
23 Acute infectious encephalitis (062-065)	-	-	-	0	0	0	-	-	-	0	0	0	23
24 Infectious Hepatitis (070)	-	-	-	0	0	0	1	1	-	11.4	11.6	0	24
25 Typhus and other rickettsias (080-083)	-	-	-	0	0	0	-	-	-	0	0	0	25
26 Venereal disease (090-099)	-	-	-	0	0	0	-	-	-	0	0	0	26
27 All other diseases classified as infective and parasitic (000-003, 005, 008, 020-035, 037-061, 066-069, 071-079, 084-089, 100-136)	2	-	2	3.8	0	12.7	-	-	-	0	0	0	27
28 Malignant neoplasms, including neoplasms of lymphatic and haematopoietic tissues (140-209)	62	38	24	117.6	103.0	151.9	12	12	-	136.4	139.5	0	28
29 Benign neoplasms and neoplasms of unspecified nature (210-239)	-	-	-	0	0	0	-	-	-	0	0	0	29
30 Diabetes Mellitus (250)	8	3	5	15.2	8.1	31.6	1	1	-	11.4	11.6	0	30
31 Avitaminoses & other nutritional deficiency (260-269)	-	-	-	0	0	0	-	-	-	0	0	0	31
32 Anemias (280-285)	1	1	-	1.9	2.7	0	-	-	-	0	0	0	32
33 Nonmeningococcal meningitis (320)	-	-	-	0	0	0	-	-	-	0	0	0	33
34 Active rheumatic fever (390-392)	-	-	-	0	0	0	-	-	-	0	0	0	34
35 Chronic rheumatic heart disease (393-398)	3	3	-	5.7	8.1	0	-	-	-	0	0	0	35
36 Hypertensive disease (400-404)	11	5	6	20.9	13.6	38.0	-	-	-	0	0	0	36
37 Ischaemic heart disease (410-414)	110	87	23	208.7	235.8	145.6	21	20	1	238.6	232.6	500.0	37
38 Other forms of heart disease (420-429)	66	28	38	125.2	75.9	240.5	4	4	-	45.5	46.5	0	38
39 Cerebrovascular disease (430-438)	50	31	19	94.9	84.0	120.3	7	7	-	79.5	81.4	0	39
40 General arteriosclerosis (440)	3	1	2	5.7	2.7	12.7	-	-	-	0	0	0	40
41 Other diseases of arteries, arterioles, & capillaries (441-448)	5	4	1	9.5	10.3	6.3	1	1	-	11.4	11.6	0	41
42 Influenza (470-474)	6	1	5	11.4	2.7	31.6	2	2	-	22.7	23.3	0	42
43 Pneumonia (480-486)	13	2	11	24.7	5.4	69.6	2	2	-	22.7	23.3	0	43
44 Bronchitis, emphysema and asthma (466, 490-493)	7	6	1	13.3	16.3	6.3	3	3	-	34.1	34.9	0	44
45 Other diseases of the respiratory system (460-465, 500-519)	3	1	2	5.7	2.7	12.7	1	1	-	11.4	11.6	0	45
46 Peptic ulcer (531-533)	1	-	1	1.9	0	6.3	-	-	-	0	0	0	46
47 Appendicitis (540-543)	2	-	2	3.8	0	12.7	-	-	-	0	0	0	47
48 Intestinal obstruction and hernia (550-553, 560)	1	1	-	1.9	2.7	0	-	-	-	0	0	0	48
49 Gastritis, duodenitis, enteritis & colitis (535, 561, 563)	-	-	-	0	0	0	-	-	-	0	0	0	49
50 Cirrhosis of liver (571)	8	3	5	15.2	8.1	31.6	-	-	-	0	0	0	50
51 Nephritis and nephrosis (580-584)	1	1	-	1.9	2.7	0	-	-	-	0	0	0	51
52 Hyperplasia of prostate (600)	-	-	-	0	0	0	-	-	-	0	0	0	52
53 Complications of pregnancy, childbirth and the puerperium (630-678)	-	-	-	0	0	0	-	-	-	0	0	0	53
54 Congenital anomalies (740-759)	4	3	1	7.6	8.1	6.3	-	-	-	0	0	0	54
55 Birth injuries, difficult labor and other anoxic and hypoxic conditions (764-768, 772, 776)	4	3	1	7.6	8.1	6.3	-	-	-	0	0	0	55
56 Other causes of neonatal mortality (760-763, 769-771, 773-775, 777-779)	6	3	3	11.4	8.1	19.0	-	-	-	0	0	0	56
57 Symptoms and ill-defined conditions (780-796)	3	2	1	5.7	5.4	6.3	-	-	-	0	0	0	57
58 All other diseases (residual)	23	16	7	43.6	43.4	44.3	2	2	-	22.7	23.3	0	58
59 Motor vehicle accidents (E810-E823)	21	17	4	39.8	46.1	25.3	5	5	-	56.8	58.1	0	59
60 All other accidents (E800-E807, E825-E949)	18	14	4	34.2	37.9	25.3	3	3	-	34.1	34.9	0	60
61 Suicides (E950-E959)	2	2	-	3.8	5.4	0	1	1	-	11.4	11.6	0	61
62 Homicides (E960-E969)	5	3	2	9.5	8.1	12.7	2	2	-	22.7	23.3	0	62
63 Legal intervention (E970-E978)	-	-	-	0	0	0	-	-	-	0	0	0	63
64 All other external injuries (E980-E999)	-	-	-	0	0	0	-	-	-	0	0	0	64

TABLE XIII VITAL STATISTICS, BY COUNTY, BY RACE, GEORGIA, 1970

ITEM	MACON						MADISON						
	Number			Rate or Ratio*			Number			Rate or Ratio*			
	Total	White	Non-White	Total	White	Non-White	Total	White	Non-White	Total	White	Non-White	
1 Estimated population as of July 1,	12,700	5,000	7,700				13,600	11,700	1,900				1
LIVE BIRTHS													
2 Total	264	73	191	20.8	14.6	24.8	291	225	66	21.4	19.2	34.7	2
3 Delivered in hospital	215	73	142	81.4%	100.0%	74.3%	288	225	63	99.0%	100.0%	95.5%	3
4 Delivered in home by physician	1	-	1	0.4%	0%	0.5%	3	-	3	1.0%	0%	4.5%	4
5 Delivered by midwife	47	-	47	17.8%	0%	24.5%	-	-	-	0%	0%	0%	5
6 Other deliveries	1	-	1	0.4%	0%	0.5%	-	-	-	0%	0%	0%	6
7 Immature births	23	1	22	87.1	13.7	115.2	28	19	9	96.2	84.4	136.4	7
8 Live births to unwed mothers	75	1	74	284.1	13.7	387.4	23	4	19	79.0	17.3	237.9	8
FETAL DEATHS													
9 Total	9	1	8	34.1	13.7	41.9	12	10	2	41.2	44.4	30.3	9
10 Under 20 weeks gestation	5	1	4	18.9	13.7	20.9	2	1	1	6.9	4.4	15.2	10
11 20-27 weeks gestation	-	-	-	0	0	0	3	3	-	10.3	13.3	0	11
12 28 weeks and more	4	-	4	15.2	0	20.9	6	5	1	20.6	22.2	15.2	12
13 Unknown length of gestation	-	-	-	0	0	0	1	1	-	3.4	4.4	0	13
DEATHS													
14 Total, all ages	165	63	102	1299.2	1260.0	1324.7	125	108	17	919.1	923.1	894.7	14
15 Under 1 year	12	3	9	45.5	41.1	47.1	7	4	3	24.1	17.8	45.5	15
16 Under 28 days	5	3	2	18.9	41.1	10.5	3	3	-	10.3	13.3	0	16
17 Deaths from immaturity	1	-	1	3.8	0	5.2	1	1	-	3.4	4.4	0	17
18 1-4 years **	1	-	1	-	-	-	5	3	2	-	-	-	18
19 Maternal deaths	1	-	1	37.9	0	52.4	-	-	-	0	0	0	19
CAUSE OF DEATH													
20 Dysentery (004,006,007,009)	1	-	1	7.9	0	13.0	1	1	-	7.4	8.5	0	20
21 Tuberculosis, all forms (010-019)	1	1	-	7.9	20.0	0	-	-	-	0	0	0	21
22 Meningococcal infections (036)	-	-	-	0	0	0	-	-	-	0	0	0	22
23 Acute infectious encephalitis (062-065)	-	-	-	0	0	0	-	-	-	0	0	0	23
24 Infectious hepatitis (070)	-	-	-	0	0	0	-	-	-	0	0	0	24
25 Typhus and other rickettsioses (080-083)	-	-	-	0	0	0	-	-	-	0	0	0	25
26 Venereal disease (090-099)	-	-	-	0	0	0	-	-	-	0	0	0	26
27 All other diseases classified as infective and parasitic (000-003, 005, 008, 020-035, 037-061, 066-069, 071-079, 084-089, 100-136)	-	-	-	0	0	0	1	-	1	7.4	0	52.6	27
28 Malignant neoplasms, including neoplasms of lymphatic and haematopoietic tissues (140-209)	15	6	9	118.1	120.0	116.9	12	12	-	88.2	102.6	0	28
29 Benign neoplasms and neoplasms of unspecified nature (210-239)	-	-	-	0	0	0	-	-	-	0	0	0	29
30 Diabetes Mellitus (250)	3	1	2	23.6	20.0	26.0	5	4	1	36.8	34.2	52.6	30
31 Avitaminoses & other nutritional deficiency (260-269)	-	-	-	0	0	0	1	-	1	7.4	0	52.6	31
32 Anemias (280-285)	-	-	-	0	0	0	-	-	-	0	0	0	32
33 Nonmeningococcal meningitis (320)	1	1	-	7.9	20.0	0	-	-	-	0	0	0	33
34 Active rheumatic fever (390-392)	-	-	-	0	0	0	-	-	-	0	0	0	34
35 Chronic rheumatic heart disease (393-398)	-	-	-	0	0	0	1	1	-	7.4	8.5	0	35
36 Hypertensive disease (400-404)	5	2	3	39.4	40.0	39.0	1	1	-	7.4	8.5	0	36
37 Ischaemic heart disease (410-414)	58	21	37	456.7	420.0	480.5	34	32	2	250.0	273.5	105.3	37
38 Other forms of heart disease (420-429)	10	3	7	78.7	60.0	90.9	3	3	-	22.1	25.6	0	38
39 Cerebrovascular disease (430-438)	16	6	10	126.0	120.0	129.9	21	20	1	154.4	170.9	52.6	39
40 General arteriosclerosis (440)	7	3	4	55.1	60.0	51.9	2	2	-	14.7	17.1	0	40
41 Other diseases of arteries, arterioles, & capillaries (441-448)	-	-	-	0	0	0	-	-	-	0	0	0	41
42 Influenza (470-474)	1	-	1	7.9	0	13.0	1	1	-	7.4	8.5	0	42
43 Pneumonia (480-486)	9	3	6	70.9	60.0	77.9	5	5	-	36.8	42.7	0	43
44 Bronchitis, emphysema and asthma (466, 490-493)	3	3	-	23.6	60.0	0	2	2	-	14.7	17.1	0	44
45 Other diseases of the respiratory system (460-465, 500-519)	1	-	1	7.9	0	13.0	-	-	-	0	0	0	45
46 Peptic ulcer (531-533)	-	-	-	0	0	0	-	-	-	0	0	0	46
47 Appendicitis (540-543)	-	-	-	0	0	0	-	-	-	0	0	0	47
48 Intestinal obstruction and hernia (550-553, 560)	-	-	-	0	0	0	-	-	-	0	0	0	48
49 Gastritis, duodenitis, enteritis & colitis (535, 561, 563)	-	-	-	0	0	0	-	-	-	0	0	0	49
50 Cirrhosis of liver (571)	2	1	1	15.7	20.0	13.0	2	1	1	14.7	8.5	52.6	50
51 Nephritis and nephrosis (580-584)	1	1	-	7.9	20.0	0	-	-	-	0	0	0	51
52 Hyperplasia of prostate (600)	-	-	-	0	0	0	-	-	-	0	0	0	52
53 Complications of pregnancy, childbirth and the puerperium (630-678)	1	-	1	7.9	0	13.0	-	-	-	0	0	0	53
54 Congenital anomalies (740-759)	-	-	-	0	0	0	2	2	-	14.7	17.1	0	54
55 Birth injuries, difficult labor and other anoxic and hypoxic conditions (764-768, 772, 776)	3	3	-	23.6	60.0	0	1	1	-	7.4	8.5	0	55
56 Other causes of neonatal mortality (760-763, 769-771, 773-775, 777-779)	1	-	1	7.9	0	13.0	1	1	-	7.4	8.5	0	56
57 Symptoms and ill-defined conditions (780-796)	3	1	2	23.6	20.0	26.0	2	1	1	14.7	8.5	52.6	57
58 All other diseases (residual)	9	5	4	70.9	100.0	51.9	5	2	3	36.8	17.1	157.9	58
59 Motor vehicle accidents (E810-E823)	6	2	4	47.2	40.0	51.9	9	7	2	66.2	59.8	105.3	59
60 All other accidents (E800-E807, E825-E949)	6	-	6	47.2	0	77.9	8	5	3	58.8	42.7	157.9	60
61 Suicides (E950-E959)	-	-	-	0	0	0	4	4	-	29.4	34.2	0	61
62 Homicides (E960-E969)	2	-	2	15.7	0	26.0	1	-	1	7.4	0	52.6	62
63 Legal intervention (E970-E978)	-	-	-	0	0	0	-	-	-	0	0	0	63
64 All other external injuries (E980-E999)	-	-	-	0	0	0	-	-	-	0	0	0	64

TABLE

VITAL STATISTICS, BY COUNTY, BY RACE, GEORGIA, 1970

65

ITEM	MARION						MCDUFFIE						
	Number			Rate or Ratio*			Number			Rate or Ratio*			
	Total	White	Non-White	Total	White	Non-White	Total	White	Non-White	Total	White	Non-White	
1 Estimated population as of July 1,	5,100	2,500	2,600				15,300	8,900	6,400				1
LIVE BIRTHS													
2 Total	90	38	52	17.6	15.2	20.0	312	153	159	20.4	17.2	24.8	2
3 Delivered in hospital	85	38	47	94.4%	100.0%	90.4%	305	151	154	97.8%	98.7%	96.9%	3
4 Delivered in home by physician	—	—	—	0%	0%	0%	7	2	5	2.2%	1.3%	3.1%	4
5 Delivered by midwife	5	—	5	5.6%	0%	9.6%	—	—	—	0%	0%	0%	5
6 Other deliveries	—	—	—	0%	0%	0%	—	—	—	0%	0%	0%	6
7 Immature births	10	2	8	11.1	52.6	153.8	31	7	24	99.4	45.8	150.9	7
8 Live births to unwed mothers	14	3	11	155.6	78.9	211.5	56	4	52	179.5	26.1	327.0	8
FETAL DEATHS													
9 Total	2	—	2	22.2	0	38.5	9	4	5	28.8	26.1	31.4	9
10 Under 20 weeks gestation	—	—	—	0	0	0	2	—	2	6.4	0	12.6	10
11 20-27 weeks gestation	—	—	—	0	0	0	4	2	2	12.8	13.1	12.6	11
12 28 weeks and more	1	—	1	11.1	0	19.2	2	2	—	6.4	13.1	0	12
13 Unknown length of gestation	1	—	1	11.1	0	19.2	1	—	1	3.2	0	6.3	13
DEATHS													
14 Total, all ages	63	25	38	1235.3	1000.0	1461.5	142	81	61	928.1	910.1	953.1	14
15 Under 1 year	2	—	2	22.2	0	38.5	6	1	5	19.2	6.5	31.4	15
16 Under 28 days	—	—	—	0	0	0	3	1	2	9.6	6.5	12.6	16
17 Deaths from immaturity	—	—	—	0	0	0	—	—	—	0	0	0	17
18 1-4 years **	2	—	2	—	—	—	3	—	3	—	—	—	18
19 Maternal deaths	—	—	—	0	0	0	—	—	—	0	0	0	19
CAUSE OF DEATH													
20 Dysentery (004,006,007,009)	—	—	—	0	0	0	—	—	—	0	0	0	20
21 Tuberculosis, all forms (010-019)	—	—	—	0	0	0	—	—	—	0	0	0	21
22 Meningococcal infections (036)	—	—	—	0	0	0	1	1	—	6.5	11.2	0	22
23 Acute Infectious encephalitis (062-065)	—	—	—	0	0	0	—	—	—	0	0	0	23
24 Infectious Hepatitis (070)	—	—	—	0	0	0	—	—	—	0	0	0	24
25 Typhus and other rickettsialoses (080-083)	—	—	—	0	0	0	—	—	—	0	0	0	25
26 Venereal disease (090-099)	—	—	—	0	0	0	—	—	—	0	0	0	26
27 All other diseases classified as infective and parasitic (000-003, 005, 008, 020-035, 037-061, 066-069, 071-079, 084-089, 100-136)	—	—	—	0	0	0	1	1	—	6.5	11.2	0	27
28 Malignant neoplasms, including neoplasms of lymphatic and haematopoietic tissues (140-209)	7	3	4	137.3	120.0	153.8	14	10	4	91.5	112.4	62.5	28
29 Benign neoplasms and neoplasms of unspecified nature (210-239)	—	—	—	0	0	0	—	—	—	0	0	0	29
30 Diabetes Mellitus (250)	2	1	1	39.2	40.0	38.5	3	2	1	19.6	22.5	15.6	30
31 Avitaminoses & other nutritional deficiency (260-269)	—	—	—	0	0	0	—	—	—	0	0	0	31
32 Anemias (280-285)	—	—	—	0	0	0	1	—	1	6.5	0	15.6	32
33 Nonmeningococcal meningitis (320)	—	—	—	0	0	0	—	—	—	0	0	0	33
34 Active rheumatic fever (390-392)	—	—	—	0	0	0	—	—	—	0	0	0	34
35 Chronic rheumatic heart disease (393-398)	1	—	1	19.6	0	38.5	—	—	—	0	0	0	35
36 Hypertensive disease (400-404)	1	—	1	19.6	0	38.5	—	—	—	0	0	0	36
37 Ischaemic heart disease (410-414)	14	6	8	274.5	320.0	230.8	39	24	15	254.9	269.7	234.4	37
38 Other forms of heart disease (420-429)	3	2	1	58.8	80.0	38.5	2	2	—	13.1	22.5	0	38
39 Cerebrovascular disease (430-438)	6	5	1	117.6	200.0	38.5	15	10	5	98.0	112.4	78.1	39
40 General arteriosclerosis (440)	1	—	1	19.6	0	38.5	2	2	—	13.1	22.5	0	40
41 Other diseases of arteries, arterioles, & capillaries (441-448)	2	1	1	39.2	40.0	38.5	1	—	1	6.5	0	15.6	41
42 Influenza (470-474)	—	—	—	0	0	0	1	1	—	6.5	11.2	0	42
43 Pneumonia (480-486)	3	—	3	58.8	0	115.4	9	4	5	58.8	44.9	78.1	43
44 Bronchitis, emphysema and asthma (466, 490-493)	—	—	—	0	0	0	—	—	—	0	0	0	44
45 Other diseases of the respiratory system (460-465, 500-519)	—	—	—	0	0	0	—	—	—	0	0	0	45
46 Peptic ulcer (531-533)	—	—	—	0	0	0	—	—	—	0	0	0	46
47 Appendicitis (540-543)	—	—	—	0	0	0	—	—	—	0	0	0	47
48 Intestinal obstruction and hernia (550-553, 560)	—	—	—	0	0	0	1	—	1	6.5	0	15.6	48
49 Gastritis, duodenitis, enteritis & colitis (535, 561, 563)	—	—	—	0	0	0	—	—	—	0	0	0	49
50 Cirrhosis of liver (571)	1	1	—	19.6	40.0	0	1	1	—	6.5	11.2	0	50
51 Nephritis and nephrosis (580-584)	—	—	—	0	0	0	—	—	—	0	0	0	51
52 Hyperplasia of prostate (600)	—	—	—	0	0	0	—	—	—	0	0	0	52
53 Complications of pregnancy, childbirth and the puerperium (630-678)	—	—	—	0	0	0	—	—	—	0	0	0	53
54 Congenital anomalies (740-759)	2	—	2	39.2	0	76.9	—	—	—	0	0	0	54
55 Birth injuries, difficult labor and other anoxic and hypoxic conditions (764-768, 772, 776)	—	—	—	0	0	0	3	1	2	19.6	11.2	31.3	55
56 Other causes of neonatal mortality (760-763, 769-771, 773-775, 777-779)	—	—	—	0	0	0	—	—	—	0	0	0	56
57 Symptoms and ill-defined conditions (780-796)	—	—	—	0	0	0	14	6	8	91.5	67.4	125.0	57
58 All other diseases (residual)	2	—	2	39.2	0	76.9	11	8	3	71.9	89.9	46.9	58
59 Motor vehicle accidents (E810-E823)	9	2	7	176.5	80.0	269.2	4	2	2	26.1	22.5	31.3	59
60 All other accidents (E800-E807, E825-E849)	7	1	6	137.3	40.0	230.8	14	5	9	91.5	56.2	140.6	60
61 Suicides (E950-E959)	1	1	—	19.6	40.0	0	—	—	—	0	0	0	61
62 Homicides (E960-E969)	1	—	1	19.6	0	38.5	5	1	4	32.7	11.2	62.5	62
63 Legal intervention (E970-E978)	—	—	—	0	0	0	—	—	—	0	0	0	63
64 All other external injuries (E980-E999)	—	—	—	0	0	0	—	—	—	0	0	0	64

TABLE XIII VITAL STATISTICS, BY COUNTY, BY RACE, GEORGIA, 1970

ITEM	MCINTOSH						MERIWETHER						
	Number			Rate or Ratio*			Number			Rate or Ratio*			
	Total	White	Non-White	Total	White	Non-White	Total	White	Non-White	Total	White	Non-White	
1 Estimated population as of July 1,	7,400	3,500	3,900				19,000	9,900	9,100				1
LIVE BIRTHS													
2 Total	167	80	87	22.6	22.9	22.3	367	173	194	19.3	17.5	21.3	2
3 Delivered in hospital	148	80	68	88.6%	100.0%	78.2%	331	173	158	90.2%	100.0%	81.4%	3
4 Delivered in home by physician	1	-	1	0.6%	0%	1.1%	2	-	2	0.5%	0%	1.0%	4
5 Delivered by midwife	17	-	17	10.2%	0%	19.5%	34	-	34	9.3%	0%	17.5%	5
6 Other deliveries	1	-	1	0.6%	0%	1.1%	-	-	-	0%	0%	0%	6
7 Immature births	18	7	11	107.8	87.5	126.4	35	11	24	95.4	63.6	123.7	7
8 Live births to unwed mothers	29	2	27	173.7	25.0	316.3	79	8	71	215.3	46.2	366.0	8
FETAL DEATHS													
9 Total	3	1	2	18.0	12.5	23.0	11	3	8	30.0	17.3	41.2	9
10 Under 20 weeks gestation	1	1	-	6.0	12.5	0	2	2	-	5.4	11.6	0	10
11 20-27 weeks gestation	-	-	-	0	0	0	3	-	3	8.2	0	15.5	11
12 28 weeks and more	1	-	1	6.0	0	11.5	4	1	3	10.9	5.8	15.5	12
13 Unknown length of gestation	1	-	1	6.0	0	11.5	2	-	2	5.4	0	10.3	13
DEATHS													
14 Total, all ages	88	35	53	1189.2	1000.0	1359.0	234	120	114	1231.6	1212.1	1252.7	14
15 Under 1 year	6	-	6	35.9	0	69.0	7	4	3	19.1	23.1	15.5	15
16 Under 28 days	5	-	5	29.9	0	57.5	5	4	1	13.6	23.1	5.2	16
17 Deaths from immaturity	-	-	-	0	0	0	-	-	-	0	0	0	17
18 1-4 years **	-	-	-	-	-	-	1	1	-	-	-	-	18
19 Maternal deaths	-	-	-	0	0	0	-	-	-	0	0	0	19
CAUSE OF DEATH													
20 Dysentery (004,006,007,009)	-	-	-	0	0	0	-	-	-	0	0	0	20
21 Tuberculosis, all forms (010-019)	1	1	-	13.5	28.6	0	1	1	-	5.3	10.1	0	21
22 Meningococcal Infections (036)	-	-	-	0	0	0	-	-	-	0	0	0	22
23 Acute Infectious encephalitis (062-065)	-	-	-	0	0	0	-	-	-	0	0	0	23
24 Infectious Hepatitis (070)	-	-	-	0	0	0	-	-	-	0	0	0	24
25 Typhus and other rickettsioses (080-083)	-	-	-	0	0	0	-	-	-	0	0	0	25
26 Venereal disease (090-099)	-	-	-	0	0	0	-	-	-	0	0	0	26
27 All other diseases classified as infective and parasitic (000-003, 005, 008, 020-035, 037-061, 066-069, 071-079, 084-089, 100-136)	-	-	-	0	0	0	-	-	-	0	0	0	27
28 Malignant neoplasms, including neoplasms of lymphatic and haematopoietic tissues (140-209)	17	11	6	229.7	314.3	153.8	30	20	10	157.9	202.0	109.9	28
29 Benign neoplasms and neoplasms of unspecified nature (210-239)	-	-	-	0	0	0	2	-	2	10.5	0	22.0	29
30 Diabetes Mellitus (250)	2	-	2	27.0	0	51.3	3	1	2	15.8	10.1	22.0	30
31 Avitaminoses & other nutritional deficiency (260-269)	-	-	-	0	0	0	-	-	-	0	0	0	31
32 Anomias (280-285)	-	-	-	0	0	0	2	-	2	10.5	0	22.0	32
33 Nonmeningococcal meningitis (320)	-	-	-	0	0	0	-	-	-	0	0	0	33
34 Active rheumatic fever (390-392)	-	-	-	0	0	0	-	-	-	0	0	0	34
35 Chronic rheumatic heart disease (393-398)	1	-	1	13.5	0	25.6	-	-	-	0	0	0	35
36 Hypertensive disease (400-404)	2	-	2	27.0	0	51.3	6	2	4	31.6	20.2	44.0	36
37 Ischaemic heart disease (410-414)	11	8	3	148.6	228.6	76.9	62	36	26	326.3	363.6	285.7	37
38 Other forms of heart disease (420-429)	1	-	1	13.5	0	25.6	3	-	3	15.8	0	33.0	38
39 Cerebrovascular disease (430-439)	14	2	12	189.2	57.1	307.7	61	28	33	321.1	262.8	352.6	39
40 General arteriosclerosis (440)	2	2	-	27.0	57.1	0	2	2	-	10.5	20.2	0	40
41 Other diseases of arteries, arterioles, & capillaries (441-448)	1	-	1	13.5	0	25.6	-	-	-	0	0	0	41
42 Influenza (470-474)	-	-	-	0	0	0	1	-	1	5.3	0	11.0	42
43 Pneumonia (480-486)	10	1	9	135.1	28.6	230.8	7	3	4	36.8	30.3	44.0	43
44 Bronchitis, emphysema and asthma (466, 490-493)	-	-	-	0	0	0	2	2	-	10.5	20.2	0	44
45 Other diseases of the respiratory system (460-465, 500-519)	-	-	-	0	0	0	2	2	-	10.5	20.2	0	45
46 Peptic ulcer (531-533)	1	1	-	13.5	28.6	0	2	2	-	10.5	20.2	0	46
47 Appendicitis (540-543)	-	-	-	0	0	0	-	-	-	0	0	0	47
48 Intestinal obstruction and hernia (550-553, 560)	-	-	-	0	0	0	1	-	1	5.3	0	11.0	48
49 Gastritis, duodenitis, enteritis & colitis (535, 561, 563)	-	-	-	0	0	0	-	-	-	0	0	0	49
50 Cirrhosis of liver (571)	1	-	1	13.5	0	25.6	2	-	2	10.5	0	22.0	50
51 Nephritis and nephrosis (580-584)	-	-	-	0	0	0	-	-	-	0	0	0	51
52 Hyperplasia of prostate (600)	-	-	-	0	0	0	-	-	-	0	0	0	52
53 Complications of pregnancy, childbirth and the puerperium (630-678)	-	-	-	0	0	0	-	-	-	0	0	0	53
54 Congenital anomalies (740-759)	-	-	-	0	0	0	2	1	1	10.5	10.1	11.0	54
55 Birth injuries, difficult labor and other anoxic and hypoxic conditions (764-768, 772, 776)	2	-	2	27.0	0	51.3	4	3	1	21.1	30.3	11.0	55
56 Other causes of neonatal mortality (760-763, 769-771, 773-775, 777-779)	2	-	2	27.0	0	51.3	-	-	-	0	0	0	56
57 Symptoms and ill-defined conditions (780-796)	-	-	-	0	0	0	6	-	6	31.6	0	65.9	57
58 All other diseases (residual)	4	2	2	54.1	57.1	51.3	11	7	4	57.9	70.7	44.0	58
59 Motor vehicle accidents (E810-E823)	3	2	1	40.5	57.1	25.6	12	4	8	63.2	40.4	87.9	59
60 All other accidents (E800-E807, E825-E949)	12	4	8	162.2	114.3	205.1	4	2	2	21.1	20.2	22.0	60
61 Suicides (E950-E959)	1	1	-	13.5	28.6	0	4	3	1	21.1	30.3	11.0	61
62 Homicides (E960-E-969)	-	-	-	0	0	0	2	1	1	10.5	10.1	11.0	62
63 Legal intervention (E970-E978)	-	-	-	0	0	0	-	-	-	0	0	0	63
64 All other external injuries (E980-E999)	-	-	-	0	0	0	-	-	-	0	0	0	64

TABLE XIII VITAL STATISTICS, BY COUNTY, BY RACE, GEORGIA, 1970

ITEM	MILLER						MITCHELL						
	Number			Rate or Ratio*			Number			Rate or Ratio*			
	Total	White	Non-White	Total	White	Non-White	Total	White	Non-White	Total	White	Non-White	
1 Estimated population as of July 1,	6,400	4,500	1,900				18,900	9,700	9,200				1
LIVE BIRTHS													
2 Total	118	72	46	18.4	16.0	24.2	495	182	313	26.2	18.8	34.0	2
3 Delivered in hospital	109	72	37	92.4%	100.0%	80.4%	343	179	164	69.3%	98.4%	52.4%	3
4 Delivered in home by physician	-	-	-	0%	0%	0%	3	2	1	0.6%	1.1%	0.3%	4
5 Delivered by midwife	9	-	9	7.6%	0%	19.6%	149	1	148	30.1%	0.5%	47.3%	5
6 Other deliveries	-	-	-	0%	0%	0%	-	-	-	0%	0%	0%	6
7 Immature births	7	1	6	59.3	13.9	130.4	45	11	34	90.9	60.4	108.6	7
8 Live births to unwed mothers	15	2	13	127.1	27.8	282.6	103	5	98	208.1	27.5	313.1	8
FETAL DEATHS													
9 Total	2	1	1	16.9	13.9	21.7	14	1	13	28.3	5.5	41.5	9
10 Under 20 weeks gestation	-	-	-	0	0	0	1	-	1	2.0	0	3.2	10
11 20-27 weeks gestation	-	-	-	0	0	0	4	-	4	8.1	0	12.8	11
12 28 weeks and more	2	1	1	16.9	13.9	21.7	8	1	7	16.2	5.5	22.4	12
13 Unknown length of gestation	-	-	-	0	0	0	1	-	1	2.0	0	3.2	13
DEATHS													
14 Total, all ages	76	58	18	1187.5	1288.9	947.4	223	125	98	1179.9	1288.7	1065.2	14
15 Under 1 year	4	1	3	33.9	13.9	65.2	18	5	13	36.4	27.5	41.5	15
16 Under 28 days	1	1	-	8.5	13.9	0	11	3	8	22.2	16.5	25.6	16
17 Deaths from immaturity	-	-	-	0	0	0	2	1	1	4.0	5.5	3.2	17
18 1-4 years **	3	2	1	-	-	-	1	-	1	-	-	-	18
19 Maternal deaths	-	-	-	0	0	0	1	-	1	20.2	0	31.9	19
CAUSE OF DEATH													
20 Dysentery (004,006,007,009)	-	-	-	0	0	0	2	-	2	10.6	0	21.7	20
21 Tuberculosis, all forms (010-019)	-	-	-	0	0	0	1	1	-	5.3	10.3	0	21
22 Meningococcal infections (036)	-	-	-	0	0	0	-	-	-	0	0	0	22
23 Acute infectious encephalitis (062-065)	-	-	-	0	0	0	-	-	-	0	0	0	23
24 Infectious Hepatitis (070)	-	-	-	0	0	0	-	-	-	0	0	0	24
25 Typhus and other rickettsioses (080-083)	-	-	-	0	0	0	-	-	-	0	0	0	25
26 Venereal disease (090-099)	-	-	-	0	0	0	-	-	-	0	0	0	26
27 All other diseases classified as infective and parasitic (000-003, 005, 008, 020-025, 037-061, 066-069, 071-079, 084-089, 100-136)	1	-	1	15.6	0	52.6	3	1	2	15.9	10.3	21.7	27
28 Malignant neoplasms, including neoplasms of lymphatic and haematopoietic tissues (140-209)	6	5	1	93.8	111.1	52.6	37	22	15	195.8	226.8	163.0	28
29 Benign neoplasms and neoplasms of unspecified nature (210-239)	-	-	-	0	0	0	-	-	-	0	0	0	29
30 Diabetes Mellitus (250)	3	1	2	46.9	22.2	105.3	1	1	-	5.3	10.3	0	30
31 Avitaminoses & other nutritional deficiency (260-269)	-	-	-	0	0	0	-	-	-	0	0	0	31
32 Anemias (280-285)	-	-	-	0	0	0	-	-	-	0	0	0	32
33 Nonmeningococcal meningitis (320)	-	-	-	0	0	0	1	1	-	5.3	10.3	0	33
34 Active rheumatic fever (390-392)	-	-	-	0	0	0	-	-	-	0	0	0	34
35 Chronic rheumatic heart disease (393-398)	-	-	-	0	0	0	2	1	1	10.6	10.3	10.9	35
36 Hypertensive disease (400-404)	2	2	-	31.3	44.4	0	2	-	2	10.6	0	21.7	36
37 Ischaemic heart disease (410-414)	21	16	5	328.1	355.6	263.2	68	39	29	359.8	402.1	315.2	37
38 Other forms of heart disease (420-429)	-	-	-	0	0	0	3	3	-	15.9	30.9	0	38
39 Cerebrovascular disease (430-438)	19	15	4	296.9	333.3	210.5	28	17	11	148.1	175.3	119.6	39
40 General arteriosclerosis (440)	-	-	-	0	0	0	3	2	1	15.9	20.6	10.9	40
41 Other diseases of arteries, arterioles, & capillaries (441-448)	-	-	-	0	0	0	1	1	-	5.3	10.3	0	41
42 Influenza (470-474)	1	1	-	15.6	22.2	0	1	-	1	5.3	0	10.9	42
43 Pneumonia (480-486)	5	2	3	78.1	44.4	157.9	10	5	5	52.9	51.5	54.3	43
44 Bronchitis, emphysema and asthma (466, 490-493)	-	-	-	0	0	0	-	-	-	0	0	0	44
45 Other diseases of the respiratory system (460-465, 500-519)	-	-	-	0	0	0	3	3	-	15.9	30.9	0	45
46 Peptic ulcer (531-533)	-	-	-	0	0	0	-	-	-	0	0	0	46
47 Appendicitis (540-543)	-	-	-	0	0	0	-	-	-	0	0	0	47
48 Intestinal obstruction and hernia (550-553, 560)	-	-	-	0	0	0	-	-	-	0	0	0	48
49 Gastritis, duodenitis, enteritis & colitis (535, 561, 563)	-	-	-	0	0	0	-	-	-	0	0	0	49
50 Cirrhosis of liver (571)	-	-	-	0	0	0	1	1	-	5.3	10.3	0	50
51 Nephritis and nephrosis (580-584)	-	-	-	0	0	0	3	2	1	15.9	20.6	10.9	51
52 Hyperplasia of prostate (600)	1	1	-	15.6	22.2	0	-	-	-	0	0	0	52
53 Complications of pregnancy, childbirth and the puerperium (630-678)	-	-	-	0	0	0	1	-	1	5.3	0	10.9	53
54 Congenital anomalies (740-759)	1	1	-	15.6	22.2	0	1	1	-	5.3	10.3	0	54
55 Birth injuries, difficult labor and other anoxic and hypoxic conditions (764-768, 772, 776)	-	-	-	0	0	0	6	2	4	31.7	20.6	43.5	55
56 Other causes of neonatal mortality (760-763, 769-771, 773-775, 777-779)	-	-	-	0	0	0	3	1	2	15.9	10.3	21.7	56
57 Symptoms and ill-defined conditions (780-796)	3	2	1	46.9	44.4	52.6	3	-	3	15.9	0	32.6	57
58 All other diseases (residual)	1	1	-	15.6	22.2	0	12	6	6	63.5	61.9	65.2	58
59 Motor vehicle accidents (E810-E823)	5	5	-	78.1	111.1	0	11	6	5	58.2	61.9	54.3	59
60 All other accidents (E800-E807, E825-E949)	5	4	1	78.1	88.9	52.6	9	5	4	47.6	51.5	43.5	60
61 Suicides (E950-E959)	1	1	-	15.6	22.2	0	4	4	-	21.2	41.2	0	61
62 Homicides (E960-E969)	1	1	-	15.6	22.2	0	3	-	3	15.9	0	32.6	62
63 Legal Intervention (E970-E978)	-	-	-	0	0	0	-	-	-	0	0	0	63
64 All other external injuries (E980-E999)	-	-	-	0	0	0	-	-	-	0	0	0	64

TABLE XIII VITAL STATISTICS, BY COUNTY, BY RACE, GEORGIA, 1970

ITEM	MONTGOMERY						MONTGOMERY						
	Number			Rate or Ratio*			Number			Rate or Ratio*			
	Total	White	Non-White	Total	White	Non-White	Total	White	Non-White	Total	White	Non-White	
1 Estimated population as of July 1,	11,000	5,900	5,100				6,100	4,100	2,000				1
LIVE BIRTHS													
2 Total	232	94	138	21.1	15.9	27.1	134	75	59	22.0	18.3	29.5	2
3 Delivered in hospital	197	94	103	84.9%	100.0%	74.6%	105	75	30	78.4%	100.0%	50.8%	3
4 Delivered in home by physician	1	-	1	0.4%	0%	0.7%	-	-	-	0%	0%	0%	4
5 Delivered by midwife	34	-	34	14.7%	0%	24.6%	29	-	29	21.6%	0%	49.2%	5
6 Other deliveries	-	-	-	0%	0%	0%	-	-	-	0%	0%	0%	6
7 Immature births	26	7	19	112.1	74.5	137.7	16	7	9	119.4	93.3	152.5	7
8 Live births to unwed mothers	54	2	52	232.8	21.3	376.8	20	2	18	149.3	26.7	305.1	8
FETAL DEATHS													
9 Total	4	1	3	17.2	10.6	21.7	3	2	1	22.4	26.7	16.9	9
10 Under 20 weeks gestation	-	-	-	0	0	0	1	1	-	7.5	13.3	0	10
11 20-27 weeks gestation	-	-	-	0	0	0	-	-	-	0	0	0	11
12 28 weeks and more	3	-	3	12.9	0	21.7	2	1	1	14.9	13.3	16.9	12
13 Unknown length of gestation	1	1	-	4.3	10.6	0	-	-	-	0	0	0	13
DEATHS													
14 Total, all ages	116	74	42	1054.5	1254.2	823.5	56	39	17	918.0	951.2	850.0	14
15 Under 1 year	2	-	2	8.6	0	14.5	1	-	1	7.5	0	16.9	15
16 Under 28 days	2	-	2	8.6	0	14.5	1	-	1	7.5	0	16.9	16
17 Deaths from immaturity	-	-	-	0	0	0	-	-	-	0	0	0	17
18 1-4 years **	2	-	2	-	-	-	1	-	1	-	-	-	18
19 Maternal deaths	-	-	-	0	0	0	-	-	-	0	0	0	19
CAUSE OF DEATH													
20 Dysentery (004,006,007,009)	-	-	-	0	0	0	-	-	-	0	0	0	20
21 Tuberculosis, all forms (010-019)	-	-	-	0	0	0	-	-	-	0	0	0	21
22 Meningococcal infections (036)	-	-	-	0	0	0	-	-	-	0	0	0	22
23 Acute infectious encephalitis (062-065)	-	-	-	0	0	0	-	-	-	0	0	0	23
24 Infectious hepatitis (070)	-	-	-	0	0	0	-	-	-	0	0	0	24
25 Typhus and other rickettsioses (080-083)	-	-	-	0	0	0	-	-	-	0	0	0	25
26 Venereal disease (090-099)	-	-	-	0	0	0	-	-	-	0	0	0	26
27 All other diseases classified as infective and parasitic (000-003, 005, 008, 020-035, 037-061, 066-069, 071-079, 084-089, 100-136)	-	-	-	0	0	0	-	-	-	0	0	0	27
28 Malignant neoplasms, including neoplasms of lymphatic and haematopoietic tissues (140-209)	23	19	4	209.1	322.0	78.4	6	3	3	98.4	73.2	150.0	28
29 Benign neoplasms and neoplasms of unspecified nature (210-239)	-	-	-	0	0	0	-	-	-	0	0	0	29
30 Diabetes Mellitus (250)	4	3	1	36.4	50.8	19.6	1	1	-	16.4	24.4	0	30
31 Avitaminoses & other nutritional deficiency (260-269)	-	-	-	0	0	0	-	-	-	0	0	0	31
32 Anemias (280-285)	-	-	-	0	0	0	1	-	1	16.4	0	50.0	32
33 Nonmeningococcal meningitis (320)	-	-	-	0	0	0	-	-	-	0	0	0	33
34 Active rheumatic fever (390-392)	-	-	-	0	0	0	-	-	-	0	0	0	34
35 Chronic rheumatic heart disease (393-398)	-	-	-	0	0	0	-	-	-	0	0	0	35
36 Hypertensive disease (400-404)	5	3	2	45.5	50.8	39.2	-	-	-	0	0	0	36
37 Ischaemic heart disease (410-414)	32	23	9	290.9	389.8	176.5	19	14	5	311.5	341.5	250.0	37
38 Other forms of heart disease (420-429)	6	3	3	54.5	50.8	58.8	2	2	-	32.8	48.8	0	38
39 Cerebrovascular disease (430-438)	11	5	6	100.0	84.7	117.6	11	9	2	180.3	219.5	100.0	39
40 General arteriosclerosis (440)	-	-	-	0	0	0	-	-	-	0	0	0	40
41 Other diseases of arteries, arterioles, & capillaries (441-448)	1	-	1	9.1	0	19.6	1	1	-	16.4	24.4	0	41
42 Influenza (470-474)	-	-	-	0	0	0	1	1	-	16.4	24.4	0	42
43 Pneumonia (480-486)	2	2	-	18.2	35.9	0	1	-	1	16.4	0	50.0	43
44 Bronchitis, emphysema and asthma (486, 490-493)	2	1	1	18.2	16.9	19.6	-	-	-	0	0	0	44
45 Other diseases of the respiratory system (460-465, 500-519)	-	-	-	0	0	0	-	-	-	0	0	0	45
46 Peptic ulcer (531-533)	-	-	-	0	0	0	-	-	-	0	0	0	46
47 Appendicitis (540-543)	-	-	-	0	0	0	-	-	-	0	0	0	47
48 Intestinal obstruction and hernia (550-553, 560)	2	2	-	18.2	33.9	0	1	-	1	16.4	0	50.0	48
49 Gastritis, duodenitis, enteritis & colitis (535, 561, 563)	-	-	-	0	0	0	-	-	-	0	0	0	49
50 Cirrhosis of liver (571)	-	-	-	0	0	0	1	1	-	16.4	24.4	0	50
51 Nephritis and nephrosis (580-584)	-	-	-	0	0	0	-	-	-	0	0	0	51
52 Hyperplasia of prostate (600)	-	-	-	0	0	0	-	-	-	0	0	0	52
53 Complications of pregnancy, childbirth and the puerperium (630-678)	-	-	-	0	0	0	-	-	-	0	0	0	53
54 Congenital anomalies (740-759)	1	-	1	9.1	0	19.6	-	-	-	0	0	0	54
55 Birth injuries, difficult labor and other anoxic and hypoxic conditions (764-768, 772, 776)	2	-	2	18.2	0	39.2	-	-	-	0	0	0	55
56 Other causes of neonatal mortality (760-763, 769-771, 773-775, 777-779)	-	-	-	0	0	0	-	-	-	0	0	0	56
57 Symptoms and ill-defined conditions (780-796)	-	-	-	0	0	0	-	-	-	0	0	0	57
58 All other diseases (residual)	6	3	3	54.5	50.8	58.8	3	2	1	49.2	48.8	50.0	58
59 Motor vehicle accidents (E810-E823)	10	6	4	90.9	101.7	78.4	4	3	1	65.6	73.2	50.0	59
60 All other accidents (E800-E807, E825-E949)	4	3	1	36.4	50.8	19.6	2	1	1	32.8	24.4	50.0	60
61 Suicides (E950-E959)	2	1	1	18.2	16.9	19.6	-	-	-	0	0	0	61
62 Homicides (E960-E969)	3	-	3	27.3	0	58.8	2	1	1	32.8	24.4	50.0	62
63 Legal intervention (E970-E978)	-	-	-	0	0	0	-	-	-	0	0	0	63
64 All other external injuries (E980-E999)	-	-	-	0	0	0	-	-	-	0	0	0	64

TABLE XIII VITAL STATISTICS, BY COUNTY, BY RACE, GEORGIA, 1970

ITEM	MORGAN						MURRAY					
	Number			Rate or Ratio*			Number			Rate or Ratio*		
	Total	White	Non-White	Total	White	Non-White	Total	White	Non-White	Total	White	Non-White
1 Estimated population as of July 1,	9,900	5,400	4,500				13,100	12,900	200			
LIVE BIRTHS												
2 Total	202	93	109	20.4	17.2	24.2	272	271	1	20.8	21.0	5.0
3 Delivered in hospital	194	93	101	96.0%	100.0%	92.7%	271	270	1	99.6%	99.6%	100.0%
4 Delivered in home by physician	2	-	2	1.0%	0%	1.8%	1	1	-	0.4%	0.4%	0%
5 Delivered by midwife	6	-	6	3.0%	0%	5.5%	-	-	-	0%	0%	0%
6 Other deliveries	-	-	-	0%	0%	0%	-	-	-	0%	0%	0%
7 Immature births	23	5	18	113.9	53.8	165.1	24	24	-	88.2	88.5	0
8 Live births to unwed mothers	38	3	35	188.1	32.3	321.1	7	7	-	25.7	25.8	0
FETAL DEATHS												
9 Total	3	2	1	14.9	21.5	9.2	1	1	-	3.7	3.7	0
10 Under 20 weeks gestation	1	1	-	5.0	10.8	0	1	1	-	3.7	3.7	0
11 20-27 weeks gestation	-	-	-	0	0	0	-	-	-	0	0	0
12 28 weeks and more	2	1	1	9.9	10.8	9.2	-	-	-	0	0	0
13 Unknown length of gestation	-	-	-	0	0	0	-	-	-	0	0	0
DEATHS												
14 Total, all ages	125	70	55	1262.6	1296.3	1222.2	101	100	1	771.0	775.2	500.0
15 Under 1 year	5	2	3	24.8	21.5	27.5	5	4	1	18.4	14.8	1000.0
16 Under 28 days	4	2	2	19.8	21.5	18.3	3	3	-	11.0	11.1	0
17 Deaths from immaturity	-	-	-	0	0	0	-	-	-	0	0	0
18 1-4 years **	4	2	2	0	0	0	1	1	-	0	0	0
19 Maternal deaths	-	-	-	0	0	0	-	-	-	0	0	0
CAUSE OF DEATH												
20 Dysentery (004,006,007,009)	-	-	-	0	0	0	-	-	-	0	0	0
21 Tuberculosis, all forms (010-019)	-	-	-	0	0	0	2	2	-	15.3	15.5	0
22 Meningococcal infections (036)	-	-	-	0	0	0	-	-	-	0	0	0
23 Acute infectious encephalitis (062-065)	-	-	-	0	0	0	-	-	-	0	0	0
24 Infectious Hepatitis (070)	-	-	-	0	0	0	-	-	-	0	0	0
25 Typhus and other rickettsioses (080-083)	-	-	-	0	0	0	-	-	-	0	0	0
26 Venereal disease (090-099)	-	-	-	0	0	0	-	-	-	0	0	0
27 All other diseases classified as infective and parasitic (000-003, 005, 008, 020-035, 037-061, 066-069, 071-079, 084-089, 100-136)	-	-	-	0	0	0	-	-	-	0	0	0
28 Malignant neoplasms, including neoplasms of lymphatic and haematopoietic tissues (140-209)	14	8	6	141.4	148.1	133.3	13	13	-	99.2	100.8	0
29 Benign neoplasms and neoplasms of unspecified nature (210-239)	-	-	-	0	0	0	-	-	-	0	0	0
30 Diabetes Mellitus (250)	3	2	1	30.3	37.0	22.2	4	4	-	30.5	31.0	0
31 Avitaminoses & other nutritional deficiency (260-269)	-	-	-	0	0	0	-	-	-	0	0	0
32 Anemias (280-285)	-	-	-	0	0	0	-	-	-	0	0	0
33 Nonmeningococcal meningitis (320)	-	-	-	0	0	0	-	-	-	0	0	0
34 Active rheumatic fever (390-392)	-	-	-	0	0	0	-	-	-	0	0	0
35 Chronic rheumatic heart disease (393-398)	1	-	1	10.1	0	22.2	-	-	-	0	0	0
36 Hypertensive disease (400-404)	-	-	-	0	0	0	1	1	-	7.6	7.8	0
37 Ischaemic heart disease (410-414)	53	30	23	535.4	555.6	511.1	19	19	-	145.0	147.3	0
38 Other forms of heart disease (420-429)	-	-	-	0	0	0	6	6	-	45.8	46.5	0
39 Cerebrovascular disease (430-438)	15	7	8	151.5	129.5	177.8	8	8	-	61.1	62.0	0
40 General arteriosclerosis (440)	-	-	-	0	0	0	1	1	-	7.6	7.8	0
41 Other diseases of arteries, arterioles, & capillaries (441-448)	2	1	1	20.2	18.5	22.2	1	1	-	7.6	7.8	0
42 Influenza (470-474)	1	-	1	10.1	0	22.2	1	1	-	7.6	7.8	0
43 Pneumonia (480-486)	3	1	2	30.3	18.5	44.4	5	4	1	38.2	31.0	500.0
44 Bronchitis, emphysema and asthma (466, 490-493)	-	-	-	0	0	0	4	4	-	30.5	31.0	0
45 Other diseases of the respiratory system (460-465, 500-519)	1	1	-	10.1	18.5	0	1	1	-	7.6	7.8	0
46 Peptic ulcer (531-533)	2	2	-	20.2	37.0	0	-	-	-	0	0	0
47 Appendicitis (540-543)	-	-	-	0	0	0	-	-	-	0	0	0
48 Intestinal obstruction and hernia (550-553, 560)	-	-	-	0	0	0	1	1	-	7.6	7.8	0
49 Gastritis, duodenitis, enteritis & colitis (535, 561, 563)	-	-	-	0	0	0	-	-	-	0	0	0
50 Cirrhosis of liver (571)	-	-	-	0	0	0	1	1	-	7.6	7.8	0
51 Nephritis and nephrosis (580-584)	-	-	-	0	0	0	-	-	-	0	0	0
52 Hyperplasia of prostate (600)	-	-	-	0	0	0	-	-	-	0	0	0
53 Complications of pregnancy, childbirth and the puerperium (630-678)	-	-	-	0	0	0	-	-	-	0	0	0
54 Congenital anomalies (740-759)	-	-	-	0	0	0	1	1	-	7.6	7.8	0
55 Birth injuries, difficult labor and other anoxic and hypoxic conditions (764-768, 772, 776)	2	2	-	20.2	37.0	0	2	2	-	15.3	15.5	0
56 Other causes of neonatal mortality (760-763, 769-771, 773-775, 777-779)	2	-	2	20.2	0	44.4	1	1	-	7.6	7.8	0
57 Symptoms and ill-defined conditions (780-796)	1	-	1	10.1	0	22.2	-	-	-	0	0	0
58 All other diseases (residual)	9	6	3	90.9	111.1	66.7	7	7	-	53.4	54.3	0
59 Motor vehicle accidents (E810-E823)	3	3	-	30.3	55.6	0	10	10	-	76.3	77.5	0
60 All other accidents (E800-E807, E825-E949)	5	-	5	50.5	0	111.1	6	6	-	45.8	46.5	0
61 Suicides (E950-E959)	3	3	-	30.3	55.6	0	3	3	-	22.9	23.3	0
62 Homicides (E960-E-969)	5	4	1	50.5	74.1	22.2	3	3	-	22.9	23.3	0
63 Legal intervention (E970-E978)	-	-	-	0	0	0	-	-	-	0	0	0
64 All other external injuries (E980-E999)	-	-	-	0	0	0	-	-	-	0	0	0

TABLE XIII VITAL STATISTICS, BY COUNTY, BY RACE, GEORGIA, 1970

ITEM	MUSCOGEE						NEWTON						
	Number			Rate or Ratio*			Number			Rate or Ratio*			
	Total	White	Non-White	Total	White	Non-White	Total	White	Non-White	Total	White	Non-White	
1 Estimated population as of July 1,	152,300	110,600	41,700				26,400	18,200	8,200				1
LIVE BIRTHS													
2 Total	3,820	2,829	991	25.1	25.6	23.8	623	400	223	23.6	22.0	27.2	2
3 Delivered in hospital	3,815	2,825	990	99.9%	99.9%	99.9%	614	393	216	98.6%	99.5%	96.9%	3
4 Delivered in home by physician	5	4	1	0.1%	0.1%	0.1%	5	2	3	0.8%	0.5%	1.3%	4
5 Delivered by midwife	-	-	-	0%	0%	0%	4	-	4	0.6%	0%	1.8%	5
6 Other deliveries	-	-	-	0%	0%	0%	-	-	-	0%	0%	0%	6
7 Immature births	331	215	116	86.6	76.0	117.1	74	43	31	118.8	107.5	139.0	7
8 Live births to unwed mothers	366	120	246	95.8	42.4	248.2	72	13	59	115.6	32.5	264.6	8
FETAL DEATHS													
9 Total	101	58	43	26.4	20.5	43.4	20	13	7	32.1	32.5	31.4	9
10 Under 20 weeks gestation	37	19	18	9.7	6.7	18.2	4	3	1	6.4	7.5	4.5	10
11 20-27 weeks gestation	23	17	6	6.0	6.0	6.1	2	-	2	3.2	0	9.0	11
12 28 weeks and more	33	20	13	8.6	7.1	13.1	13	10	3	20.9	25.0	13.5	12
13 Unknown length of gestation	8	2	6	2.1	0.7	6.1	1	-	1	1.6	0	4.5	13
DEATHS													
14 Total, all ages	1,325	877	448	870.0	792.9	1074.3	229	147	82	867.4	807.7	1000.0	14
15 Under 1 year	72	52	20	18.8	18.4	20.2	29	17	12	46.5	42.5	53.8	15
16 Under 28 days	57	42	15	14.9	14.8	15.1	22	14	8	35.3	35.0	35.9	16
17 Deaths from immaturity	7	5	2	1.8	1.8	2.0	5	-	5	8.0	0	22.4	17
18 1-4 years **	15	12	3				5	2	4				18
19 Maternal deaths	1	-	1	2.6	0	10.1	1	-	1	16.1	0	44.8	19
CAUSE OF DEATH													
20 Dysentery (004,006,007,009)	-	-	-	0	0	0	-	-	-	0	0	0	20
21 Tuberculosis, all forms (010-019)	4	-	4	2.6	0	9.6	-	-	-	0	0	0	21
22 Meningococcal infections (036)	-	-	-	0	0	0	-	-	-	0	0	0	22
23 Acute infectious encephalitis (062-065)	-	-	-	0	0	0	-	-	-	0	0	0	23
24 Infectious hepatitis (070)	1	-	1	0.7	0	2.4	-	-	-	0	0	0	24
25 Typhus and other rickettsioses (080-083)	-	-	-	0	0	0	-	-	-	0	0	0	25
26 Venereal disease (090-099)	-	-	-	0	0	0	-	-	-	0	0	0	26
27 All other diseases classified as infective and parasitic (000-003, 005, 008, 020-035, 037-061, 066-069, 071-079, 084-089, 100-136)	3	3	-	2.0	2.7	0	2	2	-	7.6	11.0	0	27
28 Malignant neoplasms, including neoplasms of lymphatic and haematopoietic tissues (140-209)	197	135	62	129.3	122.1	148.7	28	22	6	106.1	120.9	73.2	28
29 Benign neoplasms and neoplasms of unspecified nature (210-239)	2	1	1	1.3	0.9	2.4	-	-	-	0	0	0	29
30 Diabetes Mellitus (250)	15	11	5	10.5	9.9	12.0	1	1	-	3.8	5.5	0	30
31 Avitaminosis & other nutritional deficiency (260-269)	2	-	2	1.3	0	4.8	1	-	1	3.8	0	12.2	31
32 Anemias (280-285)	4	1	3	2.6	0.9	7.2	-	-	-	0	0	0	32
33 Nonmeningococcal meningitis (320)	3	2	1	2.0	1.8	2.4	-	-	-	0	0	0	33
34 Active rheumatic fever (390-392)	-	-	-	0	0	0	-	-	-	0	0	0	34
35 Chronic rheumatic heart disease (393-398)	9	6	3	5.9	5.4	7.2	1	-	1	3.8	0	12.2	35
36 Hypertensive disease (400-404)	40	11	29	26.3	9.9	69.5	5	2	3	18.9	11.0	36.6	36
37 Ischaemic heart disease (410-414)	354	270	84	232.4	244.1	201.4	59	45	14	223.5	247.3	170.7	37
38 Other forms of heart disease (420-429)	91	46	45	59.8	41.6	107.9	9	8	1	34.1	44.0	12.2	38
39 Cerebrovascular disease (430-438)	164	99	65	107.7	89.5	155.9	27	18	9	102.3	93.9	109.8	39
40 General arteriosclerosis (440)	20	17	3	13.1	15.4	7.2	2	1	1	7.6	5.5	12.2	40
41 Other diseases of arteries, arterioles, & capillaries (441-448)	19	14	5	12.5	12.7	12.0	3	1	2	11.4	5.5	24.4	41
42 Influenza (470-474)	-	-	-	0	0	0	-	-	-	0	0	0	42
43 Pneumonia (480-485)	39	26	13	25.6	23.5	31.2	5	1	4	18.9	5.5	48.8	43
44 Bronchitis, emphysema and asthma (466, 490-493)	19	15	4	12.5	13.6	9.6	5	5	-	18.9	27.5	0	44
45 Other diseases of the respiratory system (460-465, 500-519)	15	13	2	9.8	11.8	4.8	3	1	2	11.4	5.5	24.4	45
46 Peptic ulcer (531-533)	3	6	2	5.3	5.4	4.8	2	1	1	7.6	5.5	12.2	46
47 Appendicitis (540-543)	1	1	-	0.7	0.9	0	1	-	1	3.8	0	12.2	47
48 Intestinal obstruction and hernia (550-553, 560)	4	3	1	2.6	2.7	2.4	-	-	-	0	0	0	48
49 Gastritis, duodenitis, enteritis & colitis (535, 561, 563)	3	3	-	2.0	2.7	0	-	-	-	0	0	0	49
50 Cirrhosis of liver (571)	16	15	1	10.5	13.6	2.4	3	2	1	11.4	11.0	12.2	50
51 Nephritis and nephrosis (580-584)	9	5	4	5.9	4.5	9.6	3	1	2	11.4	5.5	24.4	51
52 Hyperplasia of prostate (600)	-	-	-	0	0	0	-	-	-	0	0	0	52
53 Complications of pregnancy, childbirth and the puerperium (630-678)	1	-	1	0.7	0	2.4	1	-	1	3.8	0	12.2	53
54 Congenital anomalies (740-759)	13	10	3	9.5	9.0	7.2	4	3	1	15.2	16.5	12.2	54
55 Birth injuries, difficult labor and other anoxic and hypoxic conditions (764-768, 772, 776)	31	24	7	20.4	21.7	16.8	8	7	3	30.3	33.5	12.2	55
56 Other causes of neonatal mortality (760-763, 769-771, 773-775, 777-779)	16	10	6	10.5	9.0	14.4	11	5	6	41.7	27.5	73.2	56
57 Symptoms and ill-defined conditions (780-796)	30	10	20	19.7	9.0	48.0	7	2	5	26.5	11.0	61.0	57
58 All other diseases (residual)	74	49	25	48.5	44.3	60.0	11	6	5	41.7	33.0	61.0	58
59 Motor vehicle accidents (E810-E823)	31	19	12	20.4	17.2	23.8	14	7	7	53.0	38.5	85.4	59
60 All other accidents (E800-E807, E825-E949)	55	36	19	36.1	32.5	45.6	9	4	5	34.1	22.0	61.0	60
61 Suicides (E950-E959)	13	10	3	8.5	9.0	7.2	2	2	-	7.6	11.0	0	61
62 Homicides (E960-E969)	17	6	11	11.2	5.4	26.4	1	-	1	3.8	0	12.2	62
63 Legal intervention (E970-E978)	1	-	1	0.7	0	2.4	1	-	1	3.8	0	12.2	63
64 All other external injuries (E980-E999)	-	-	-	0	0	0	-	-	-	0	0	0	64

TABLE XIII VITAL STATISTICS, BY COUNTY, BY RACE, GEORGIA, 1970

ITEM	OCONEE						OGLETHORPE						
	Number			Rate or Ratio*			Number			Rate or Ratio*			
	Total	White	Non-White	Total	White	Non-White	Total	White	Non-White	Total	White	Non-White	
1 Estimated population as of July 1,	8,000	6,700	1,300				7,600	4,800	2,800				1
LIVE BIRTHS													
2 Total	165	136	29	20.6	20.3	22.3	115	58	57	15.1	12.1	20.4	2
3 Delivered in hospital	165	136	29	100.0%	100.0%	100.0%	113	58	55	98.3%	100.0%	96.5%	3
4 Delivered in home by physician	-	-	-	0%	0%	0%	2	-	2	1.7%	0%	3.5%	4
5 Delivered by midwife	-	-	-	0%	0%	0%	-	-	-	0%	0%	0%	5
6 Other deliveries	-	-	-	0%	0%	0%	-	-	-	0%	0%	0%	6
7 Immature births	16	11	5	97.0	80.9	172.4	13	7	6	113.0	120.7	105.3	7
8 Live births to unwed mothers	10	3	7	60.6	22.1	241.4	22	2	20	191.3	34.5	350.9	8
FETAL DEATHS													
9 Total	1	-	1	6.1	0	34.5	7	4	3	60.9	69.0	52.6	9
10 Under 20 weeks gestation	-	-	-	0	0	0	2	-	2	17.4	0	35.1	10
11 20-27 weeks gestation	-	-	-	0	0	0	1	1	1	8.7	17.2	0	11
12 28 weeks and more	1	-	1	6.1	0	34.5	4	3	1	34.8	51.7	17.5	12
13 Unknown length of gestation	-	-	-	0	0	0	-	-	-	0	0	0	13
DEATHS													
14 Total, all ages	87	72	15	1087.5	1074.6	1153.8	74	57	17	973.7	1187.5	607.1	14
15 Under 1 year	5	4	1	30.3	29.4	34.5	4	3	1	34.8	51.7	17.5	15
16 Under 28 days	4	3	1	24.2	22.1	34.5	3	3	-	26.1	51.7	0	16
17 Deaths from immaturity	1	1	-	6.1	7.4	0	1	1	-	8.7	17.2	0	17
18 1-4 years **	-	-	-	-	-	-	2	1	1	-	-	-	18
19 Maternal deaths	-	-	-	0	0	0	-	-	-	0	0	0	19
CAUSE OF DEATH													
20 Dysentery (004,006,007,009)	-	-	-	0	0	0	-	-	-	0	0	0	20
21 Tuberculosis, all forms (010-019)	-	-	-	0	0	0	1	1	-	13.2	20.8	0	21
22 Meningococcal infections (036)	-	-	-	0	0	0	-	-	-	0	0	0	22
23 Acute infectious encephalitis (062-065)	-	-	-	0	0	0	-	-	-	0	0	0	23
24 Infectious hepatitis (070)	-	-	-	0	0	0	-	-	-	0	0	0	24
25 Typhus and other rickettsioses (080-083)	-	-	-	0	0	0	-	-	-	0	0	0	25
26 Venereal disease (090-099)	-	-	-	0	0	0	-	-	-	0	0	0	26
27 All other diseases classified as infective and parasitic (000-003, 005, 008, 020-035, 037-061, 066-069, 071-079, 084-089, 100-136)	-	-	-	0	0	0	1	1	-	13.2	20.8	0	27
28 Malignant neoplasms, including neoplasms of lymphatic and hematopoietic tissues (140-209)	12	10	2	150.0	149.3	153.8	10	8	2	131.6	166.7	71.4	28
29 Benign neoplasms and neoplasms of unspecified nature (210-239)	2	1	1	25.0	14.0	76.9	-	-	-	0	0	0	29
30 Diabetes Mellitus (250)	2	2	-	25.0	29.9	0	1	1	-	13.2	20.8	0	30
31 Avitaminoses & other nutritional deficiency (260-269)	-	-	-	0	0	0	-	-	-	0	0	0	31
32 Anemias (280-285)	-	-	-	0	0	0	1	1	-	13.2	20.8	0	32
33 Nonmeningococcal meningitis (320)	-	-	-	0	0	0	-	-	-	0	0	0	33
34 Active rheumatic fever (390-392)	-	-	-	0	0	0	-	-	-	0	0	0	34
35 Chronic rheumatic heart disease (393-398)	1	-	1	12.5	0	76.9	-	-	-	0	0	0	35
36 Hypertensive disease (400-404)	-	-	-	0	0	0	-	-	-	0	0	0	36
37 Ischaemic heart disease (410-414)	21	20	1	262.5	298.5	76.9	12	10	2	157.9	208.3	71.4	37
38 Other forms of heart disease (420-429)	2	1	1	25.0	14.9	76.9	4	4	-	52.6	83.3	0	38
39 Coronary disease (430-438)	14	13	1	175.0	194.0	76.9	9	6	3	118.4	125.0	107.1	39
40 General arteriosclerosis (440)	3	2	1	37.5	29.9	76.9	-	-	-	0	0	0	40
41 Other diseases of arteries, arterioles, & capillaries (441-448)	1	1	-	12.5	14.9	0	2	1	1	26.3	20.8	35.7	41
42 Influenza (470-474)	-	-	-	0	0	0	-	-	-	0	0	0	42
43 Pneumonia (480-486)	3	2	1	37.5	29.9	76.9	6	3	3	78.9	62.5	107.1	43
44 Bronchitis, emphysema and asthma (465, 490-493)	1	1	-	12.5	14.9	0	2	2	-	26.3	41.7	0	44
45 Other diseases of the respiratory system (460-465, 500-519)	1	1	-	12.5	14.9	0	1	1	-	13.2	20.8	0	45
46 Peptic ulcer (531-533)	-	-	-	0	0	0	-	-	-	0	0	0	46
47 Appendicitis (540-543)	-	-	-	0	0	0	-	-	-	0	0	0	47
48 Intestinal obstruction and hernia (550-553, 560)	-	-	-	0	0	0	-	-	-	0	0	0	48
49 Gastritis, duodenitis, enteritis & colitis (535, 561, 563)	-	-	-	0	0	0	-	-	-	0	0	0	49
50 Cirrhosis of liver (571)	-	-	-	0	0	0	-	-	-	0	0	0	50
51 Nephritis and nephrosis (580-584)	-	-	-	0	0	0	1	1	-	13.2	20.8	0	51
52 Hypertrophy of prostate (600)	-	-	-	0	0	0	-	-	-	0	0	0	52
53 Complications of pregnancy, childbirth and the puerperium (630-678)	-	-	-	0	0	0	-	-	-	0	0	0	53
54 Congenital anomalies (740-759)	1	1	-	12.5	14.9	0	2	2	-	26.3	41.7	0	54
55 Birth injuries, difficult labor and other anoxic and hypoxic conditions (764-768, 772, 776)	2	1	1	25.0	14.9	76.9	-	-	-	0	0	0	55
56 Other causes of neonatal mortality (760-763, 769-771, 773-775, 777-779)	1	1	-	12.5	14.9	0	1	1	-	13.2	20.8	0	56
57 Symptoms and ill-defined conditions (780-796)	2	2	-	25.0	29.9	0	1	1	-	13.2	20.8	0	57
58 All other diseases (residual)	6	4	2	75.0	59.7	153.8	5	4	1	65.8	83.3	35.7	58
59 Motor vehicle accidents (E810-E823)	5	4	1	62.5	59.7	76.9	8	6	2	105.3	125.0	71.4	59
60 All other accidents (E800-E807, E825-E949)	4	3	1	50.0	44.8	76.9	-	-	-	0	0	0	60
61 Suicides (E950-E959)	1	1	-	12.5	14.9	0	2	2	-	26.3	41.7	0	61
62 Homicides (E960-E969)	2	1	1	25.0	14.9	76.9	4	1	3	52.6	20.8	107.1	62
63 Legal intervention (E970-E978)	-	-	-	0	0	0	-	-	-	0	0	0	63
64 All other external injuries (E980-E999)	-	-	-	0	0	0	-	-	-	0	0	0	64

TABLE XIII VITAL STATISTICS, BY COUNTY, BY RACE, GEORGIA, 1970

ITEM	PAULDING						PEACH					
	Number			Rate or Ratio*			Number			Rate or Ratio*		
	Total	White	Non-White	Total	White	Non-White	Total	White	Non-White	Total	White	Non-White
1 Estimated population as of July 1,	17,600	16,200	1,400				16,000	6,900	9,100			
LIVE BIRTHS												
2 Total	401	361	40	22.8	22.3	29.6	316	131	185	19.8	19.0	20.3
3 Delivered in hospital	399	360	39	99.5%	99.7%	97.5%	283	137	152	89.6%	100.0%	82.2%
4 Delivered in home by physician				0%	0%	0%	4		4	1.3%	0%	2.2%
5 Delivered by midwife	2	1	1	0.5%	0.3%	2.5%	29		29	9.2%	0%	15.7%
6 Other deliveries				0%	0%	0%				0%	0%	0%
7 Immature births	36	26	10	89.8	72.0	250.0	30	11	19	94.9	84.0	102.7
8 Live births to unwed mothers	24	11	13	59.9	30.5	325.0	49	3	46	155.1	22.9	248.6
FETAL DEATHS												
9 Total	10	10		24.9	27.7	0	5	2	3	15.8	15.3	16.2
10 Under 20 weeks gestation	6	6		15.0	16.6	0	2	1	1	6.3	7.6	5.4
11 20-27 weeks gestation	2	2		5.0	5.5	0	1		1	3.2	0	5.4
12 28 weeks and more	2	2		5.0	5.5	0	1	1	1	3.2	7.6	0
13 Unknown length of gestation				0	0	0	1		1	3.2	0	5.4
DEATHS												
14 Total, all ages	161	146	15	914.8	901.2	1071.4	155	71	84	968.8	1029.0	923.1
15 Under 1 year	6	8		20.0	22.2	0	11	2	9	34.8	15.3	48.6
16 Under 28 days	5	5		12.5	13.9	0	7	2	5	22.2	15.3	27.0
17 Deaths from immaturity				0	0	0	3		3	9.5	0	16.2
18 1-4 years **												
19 Maternal deaths				0	0	0				0	0	0
CAUSE OF DEATH												
20 Dysentery (004,006,007,009)				0	0	0				0	0	0
21 Tuberculosis, all forms (010-019)				0	0	0				0	0	0
22 Meningococcal infections (036)				0	0	0				0	0	0
23 Acute infectious encephalitis (062-065)				0	0	0				0	0	0
24 Infectious Hepatitis (070)				0	0	0	1	1		6.3	14.5	0
25 Typhus and other rickettsioses (080-083)				0	0	0				0	0	0
26 Venereal disease (090-099)				0	0	0				0	0	0
27 All other diseases classified as infective and parasitic (000-003, 005, 008, 020-035, 037-061, 066-069, 071-079, 084-089, 100-136)				0	0	0	1		1	6.3	0	11.0
28 Malignant neoplasms, including neoplasms of lymphatic and haematopoietic tissues (140-209)	26	25	1	147.7	154.3	71.4	22	11	11	137.5	159.4	120.9
29 Benign neoplasms and neoplasms of unspecified nature (210-239)				0	0	0	1		1	6.3	0	11.0
30 Diabetes Mellitus (250)				0	0	0	1	1		6.3	14.5	0
31 Avitaminoses & other nutritional deficiency (260-269)				0	0	0				0	0	0
32 Anemias (280-285)				0	0	0				0	0	0
33 Nonmeningococcal meningitis (320)				0	0	0				0	0	0
34 Active rheumatic fever (390-392)				0	0	0				0	0	0
35 Chronic rheumatic heart disease (393-398)	2	2		11.4	12.3	0	2	1	1	12.5	14.5	11.0
36 Hypertensive disease (400-404)	2	1	1	11.4	6.2	71.4	7	5	2	43.8	72.5	22.0
37 Ischaemic heart disease (410-414)	53	50	3	301.1	308.6	214.3	51	24	27	318.8	347.8	296.7
38 Other forms of heart disease (420-429)	7	6	1	39.8	37.0	71.4	5	3	2	31.3	43.5	22.0
39 Cerebrovascular disease (430-438)	27	22	5	153.4	135.8	357.1	13	6	7	81.3	87.0	76.9
40 General arteriosclerosis (440)				0	0	0	1	1		6.3	14.5	0
41 Other diseases of arteries, arterioles, & capillaries (441-448)				0	0	0	1	1		6.3	14.5	0
42 Influenza (470-474)				0	0	0				0	0	0
43 Pneumonia (480-486)	6	4	2	34.1	24.7	142.9	7		7	43.8	0	76.9
44 Bronchitis, emphysema and asthma (466, 490-493)	3	3		17.0	18.5	0	2		2	12.5	0	22.0
45 Other diseases of the respiratory system (460-465, 500-519)	1	1		5.7	6.2	0	2	2		12.5	29.0	0
46 Peptic ulcer (531-533)	1	1		5.7	6.2	0				0	0	0
47 Appendicitis (540-543)	1	1		5.7	6.2	0				0	0	0
48 Intestinal obstruction and hernia (550-553, 560)				0	0	0				0	0	0
49 Gastritis, duodenitis, enteritis & colitis (535, 561, 563)				0	0	0				0	0	0
50 Cirrhosis of liver (571)	1	1		5.7	6.2	0	2	1	1	12.5	14.5	11.0
51 Nephritis and nephrosis (580-584)				0	0	0				0	0	0
52 Hyperplasia of prostate (600)				0	0	0				0	0	0
53 Complications of pregnancy, childbirth and the puerperium (630-678)				0	0	0				0	0	0
54 Congenital anomalies (740-759)	4	4		22.7	24.7	0	3	1	2	18.8	14.5	22.0
55 Birth injuries, difficult labor and other anoxic and hypoxic conditions (764-768, 772, 776)	2	2		11.4	12.3	0	2	1	1	12.5	14.5	11.0
56 Other causes of neonatal mortality (760-763, 769-771, 773-775, 777-779)	2	2		11.4	12.3	0	4		4	25.0	0	44.0
57 Symptoms and ill-defined conditions (780-796)	1	1		5.7	6.2	0	1		1	6.3	0	11.0
58 All other diseases (residual)	9	9		51.1	55.6	0	13	7	6	81.3	101.4	65.9
59 Motor vehicle accidents (E810-E823)	9	9		51.1	55.6	0	3	2	1	18.8	29.0	11.0
60 All other accidents (E800-E807, E825-E949)	2	1	1	11.4	6.2	71.4	6	2	4	37.5	29.0	44.0
61 Suicides (E950-E959)	2	1	1	11.4	6.2	71.4	1		1	6.3	0	11.0
62 Homicides (E960-E-969)				0	0	0	3	1	2	18.8	14.5	22.0
63 Legal intervention (E970-E978)				0	0	0				0	0	0
64 All other external injuries (E980-E999)				0	0	0				0	0	0

TABLE XIII VITAL STATISTICS, BY COUNTY, BY RACE, GEORGIA, 1970

ITEM	PICKENS						PIERCE						
	Number			Rate or Ratio*			Number			Rate or Ratio*			
	Total	White	Non-White	Total	White	Non-White	Total	White	Non-White	Total	White	Non-White	
1 Estimated population as of July 1,	9,600	9,200	400				9,300	7,500	1,800				1
LIVE BIRTHS													
2 Total	165	159	6	17.2	17.3	15.0	199	144	55	21.4	19.2	30.6	2
3 Delivered in hospital	164	159	5	99.4%	100.0%	83.3%	198	144	54	99.5%	100.0%	98.2%	3
4 Delivered in home by physician	1	-	1	0.6%	0%	16.7%	1	-	1	0.5%	0%	1.8%	4
5 Delivered by midwife	-	-	-	0%	0%	0%	-	-	-	0%	0%	0%	5
6 Other deliveries	-	-	-	0%	0%	0%	-	-	-	0%	0%	0%	6
7 Immature births	9	9	-	54.5	56.6	0	7	3	4	35.2	20.8	72.7	7
8 Live births to unwed mothers	4	2	2	24.2	12.6	333.3	20	5	15	100.5	34.7	272.7	8
FETAL DEATHS													
9 Total	4	4	-	24.2	25.2	0	5	3	2	25.1	20.8	36.4	9
10 Under 20 weeks gestation	-	-	-	0	0	0	-	-	-	0	0	0	10
11 20-27 weeks gestation	2	2	-	12.1	12.6	0	-	-	-	0	0	0	11
12 28 weeks and more	2	2	-	12.1	12.6	0	4	2	2	20.1	13.9	36.4	12
13 Unknown length of gestation	-	-	-	0	0	0	1	1	-	5.0	6.9	0	13
DEATHS													
14 Total, all ages	97	92	5	1010.4	1000.0	1250.0	99	92	7	1064.5	1226.7	388.9	14
15 Under 1 year	7	7	-	42.4	44.0	0	6	5	1	30.2	34.7	18.2	15
16 Under 28 days	7	7	-	42.4	44.0	0	3	3	-	15.1	20.8	0	16
17 Deaths from Immaturity	-	-	-	0	0	0	1	1	-	5.0	6.9	0	17
18 1-4 years **	1	1	-	0	0	0	1	1	-	0	0	0	18
19 Maternal deaths	-	-	-	0	0	0	-	-	-	0	0	0	19
CAUSE OF DEATH													
20 Dysentery (004,006,007,009)	-	-	-	0	0	0	-	-	-	0	0	0	20
21 Tuberculosis, all forms (010-019)	-	-	-	0	0	0	-	-	-	0	0	0	21
22 Meningococcal Infections (036)	-	-	-	0	0	0	2	2	-	21.5	26.7	0	22
23 Acute infectious encephalitis (062-065)	-	-	-	0	0	0	-	-	-	0	0	0	23
24 Infectious Hepatitis (070)	-	-	-	0	0	0	-	-	-	0	0	0	24
25 Typhus and other rickettsioses (080-083)	-	-	-	0	0	0	-	-	-	0	0	0	25
26 Venereal disease (090-099)	-	-	-	0	0	0	-	-	-	0	0	0	26
27 All other diseases classified as infective and parasitic (000-003, 005, 008, 020-035, 037-061, 066-069, 071-079, 084-089, 100-136)	-	-	-	0	0	0	1	1	-	10.8	13.3	0	27
28 Malignant neoplasms, including neoplasms of lymphatic and hematopoietic tissues (140-205)	14	13	1	145.8	141.3	250.0	7	7	-	75.3	93.3	0	28
29 Benign neoplasms and neoplasms of unspecified nature (210-239)	-	-	-	0	0	0	-	-	-	0	0	0	29
30 Diabetes Mellitus (250)	4	3	1	41.7	32.6	250.0	-	-	-	0	0	0	30
31 Avitaminoses & other nutritional deficiency (260-269)	-	-	-	0	0	0	1	1	-	10.8	13.3	0	31
32 Anemias (280-285)	2	2	-	20.8	21.7	0	1	1	1	10.8	0	55.6	32
33 Nonmeningococcal meningitis (320)	-	-	-	0	0	0	-	-	-	0	0	0	33
34 Active rheumatic fever (390-392)	1	1	-	10.4	10.9	0	-	-	-	0	0	0	34
35 Chronic rheumatic heart disease (393-398)	1	-	1	10.4	0	250.0	1	1	-	10.8	13.3	0	35
36 Hypertensive disease (400-404)	2	2	-	20.8	21.7	0	-	-	-	0	0	0	36
37 Ischaemic heart disease (410-414)	34	33	1	354.2	358.7	250.0	25	23	2	268.8	306.7	111.1	37
38 Other forms of heart disease (420-429)	1	1	-	10.4	10.9	0	4	4	-	43.0	53.3	0	38
39 Cerebrovascular disease (430-438)	12	12	-	125.0	130.4	0	14	14	-	150.5	186.7	0	39
40 General arteriosclerosis (440)	-	-	-	0	0	0	-	-	-	0	0	0	40
41 Other diseases of arteries, arterioles, & capillaries (441-448)	-	-	-	0	0	0	1	1	-	10.8	13.3	0	41
42 Influenza (470-474)	-	-	-	0	0	0	-	-	-	0	0	0	42
43 Pneumonia (480-486)	1	1	-	10.4	10.9	0	11	8	3	118.3	106.7	166.7	43
44 Bronchitis, emphysema and asthma (486, 490-493)	2	2	-	20.8	21.7	0	1	1	-	10.8	13.3	0	44
45 Other diseases of the respiratory system (460-465, 500-519)	1	1	-	10.4	10.9	0	2	2	-	21.5	26.7	0	45
46 Peptic ulcer (521-533)	-	-	-	0	0	0	-	-	-	0	0	0	46
47 Appendicitis (540-543)	1	1	-	10.4	10.9	0	-	-	-	0	0	0	47
48 Intestinal obstruction and hernia (550-553, 560)	-	-	-	0	0	0	1	1	-	10.8	13.3	0	48
49 Gastritis, duodenitis, enteritis & colitis (535, 561, 563)	-	-	-	0	0	0	-	-	-	0	0	0	49
50 Cirrhosis of liver (571)	-	-	-	0	0	0	-	-	-	0	0	0	50
51 Nephritis and nephrosis (580-584)	1	-	1	10.4	0	250.0	1	1	-	10.8	13.3	0	51
52 Hyperplasia of prostate (600)	1	1	-	10.4	10.9	0	-	-	-	0	0	0	52
53 Complications of pregnancy, childbirth and the puerperium (630-678)	-	-	-	0	0	0	-	-	-	0	0	0	53
54 Congenital anomalies (740-759)	2	2	-	20.8	21.7	0	1	1	-	10.8	13.3	0	54
55 Birth injuries, difficult labor and other anoxic and hypoxic conditions (764-768, 772, 776)	4	4	-	41.7	43.5	0	2	2	-	21.5	26.7	0	55
56 Other causes of neonatal mortality (760-763, 769-771, 773-775, 777-779)	1	1	-	10.4	10.9	0	1	1	-	10.8	13.3	0	56
57 Symptoms and ill-defined conditions (780-796)	3	3	-	31.3	32.6	0	-	-	-	0	0	0	57
58 All other diseases (residual)	3	3	-	31.3	32.6	0	8	8	-	86.0	106.7	0	58
59 Motor vehicle accidents (E810-E823)	4	4	-	41.7	43.5	0	6	5	1	64.5	66.7	55.6	59
60 All other accidents (E800-E807, E825-E949)	-	-	-	0	0	0	8	8	-	86.0	106.7	0	60
61 Suicides (E950-E959)	1	1	-	10.4	10.9	0	-	-	-	0	0	0	61
62 Homicides (E960-E965)	1	1	-	10.4	10.9	0	-	-	-	0	0	0	62
63 Legal intervention (E970-E978)	-	-	-	0	0	0	-	-	-	0	0	0	63
64 All other external injuries (E980-E999)	-	-	-	0	0	0	-	-	-	0	0	0	64

TABLE XIII VITAL STATISTICS, BY COUNTY, BY RACE, GEORGIA, 1970

ITEM	PIKE						POLK						
	Number			Rate or Ratio*			Number			Rate or Ratio*			
	Total	White	Non-White	Total	White	Non-White	Total	White	Non-White	Total	White	Non-White	
1 Estimated population as of July 1,	7,300	4,300	3,000				29,700	25,000	4,700				1
LIVE BIRTHS													
2 Total	143	64	79	19.6	14.9	26.3	580	471	109	19.5	18.8	23.2	2
3 Delivered in hospital	115	63	52	80.4%	98.4%	65.8%	568	466	102	97.9%	98.9%	93.6%	3
4 Delivered in home by physician	2	1	1	1.4%	1.6%	1.3%	3	2	1	0.5%	0.4%	0.9%	4
5 Delivered by midwife	26	-	26	18.2%	0%	32.9%	9	3	6	1.6%	0.6%	5.5%	5
6 Other deliveries	-	-	-	0%	0%	0%	-	-	-	0%	0%	0%	6
7 Immature births	15	4	11	104.9	62.5	139.2	50	38	12	86.2	80.7	110.1	7
8 Live births to unwed mothers	26	1	25	181.8	15.6	316.5	43	17	26	74.1	36.1	238.5	8
FETAL DEATHS													
9 Total	5	3	2	35.0	46.9	25.3	8	8	-	13.8	17.0	0	9
10 Under 20 weeks gestation	1	-	1	7.0	0	12.7	1	1	-	1.7	2.1	0	10
11 20-27 weeks gestation	2	1	1	14.0	15.6	12.7	-	-	-	0	0	0	11
12 28 weeks and more	1	1	-	7.0	15.6	0	6	6	-	10.3	12.7	0	12
13 Unknown length of gestation	1	1	-	7.0	15.6	0	1	1	-	1.7	2.1	0	13
DEATHS													
14 Total, all ages	100	58	42	1369.9	1348.8	1400.0	339	288	51	1141.4	1152.0	1085.1	14
15 Under 1 year	8	3	5	55.9	46.9	63.3	8	7	1	13.8	14.9	9.2	15
16 Under 28 days	4	2	2	28.0	31.3	25.3	6	6	-	10.3	12.7	0	16
17 Deaths from immaturity	-	-	-	0	0	0	2	2	-	3.4	4.2	0	17
18 1-4 years **	-	-	-	0	0	0	2	1	1	-	-	-	18
19 Maternal deaths	-	-	-	0	0	0	-	-	-	0	0	0	19
CAUSE OF DEATH													
20 Dysentery (004,006,007,009)	2	1	1	27.4	23.3	33.3	1	1	-	3.4	4.0	0	20
21 Tuberculosis, all forms (010-019)	-	-	-	0	0	0	1	1	-	3.4	4.0	0	21
22 Meningococcal infections (036)	-	-	-	0	0	0	-	-	-	0	0	0	22
23 Acute infectious encephalitis (062-065)	-	-	-	0	0	0	-	-	-	0	0	0	23
24 Infectious Hepatitis (070)	-	-	-	0	0	0	1	1	-	3.4	4.0	0	24
25 Typhus and other rickettsioses (080-083)	-	-	-	0	0	0	-	-	-	0	0	0	25
26 Venereal disease (090-099)	-	-	-	0	0	0	-	-	-	0	0	0	26
27 All other diseases classified as infective and parasitic (000-003, 005, 008, 020-035, 037-061, 066-069, 071-079, 084-089, 100-136)	-	-	-	0	0	0	-	-	-	0	0	0	27
28 Malignant neoplasms, including neoplasms of lymphatic and haematopoietic tissues (140-209)	7	3	4	95.9	69.6	133.3	57	47	10	191.9	188.0	212.8	28
29 Benign neoplasms and neoplasms of unspecified nature (210-239)	-	-	-	0	0	0	-	-	-	0	0	0	29
30 Diabetes Mellitus (250)	1	-	1	13.7	0	33.3	3	2	1	10.1	8.0	21.3	30
31 Avitaminoses & other nutritional deficiency (260-269)	-	-	-	0	0	0	-	-	-	0	0	0	31
32 Anemias (280-285)	-	-	-	0	0	0	1	-	1	3.4	0	21.3	32
33 Nonmeningococcal meningitis (320)	-	-	-	0	0	0	-	-	-	0	0	0	33
34 Active rheumatic fever (390-392)	-	-	-	0	0	0	-	-	-	0	0	0	34
35 Chronic rheumatic heart disease (393-398)	-	-	-	0	0	0	-	-	-	0	0	0	35
36 Hypertensive disease (400-404)	1	-	1	13.7	0	33.3	4	3	1	13.5	12.0	21.3	36
37 Ischaemic heart disease (410-414)	27	21	6	369.9	488.4	200.0	125	107	19	424.2	428.0	404.3	37
38 Other forms of heart disease (420-429)	6	3	3	109.6	46.5	200.0	2	2	-	6.7	8.0	0	38
39 Cardiovascular disease (430-438)	20	14	6	274.0	325.6	200.0	48	38	10	161.6	152.0	212.8	39
40 General arteriosclerosis (440)	1	-	1	13.7	0	33.3	2	1	1	6.7	4.0	21.3	40
41 Other diseases of arteries, arterioles, & capillaries (441-448)	1	1	-	13.7	23.3	0	1	-	1	3.4	0	21.3	41
42 Influenza (470-474)	-	-	-	0	0	0	3	3	-	10.1	12.0	0	42
43 Pneumonia (480-486)	7	3	4	95.9	69.8	133.3	9	7	2	30.3	28.0	42.6	43
44 Bronchitis, emphysema and asthma (465, 490-493)	2	2	-	27.4	46.5	0	4	4	-	13.5	16.0	0	44
45 Other diseases of the respiratory system (460-465, 500-519)	-	-	-	0	0	0	3	2	1	10.1	8.0	21.3	45
46 Peptic ulcer (531-533)	1	-	1	13.7	0	33.3	3	3	-	10.1	12.0	0	46
47 Appendicitis (540-543)	-	-	-	0	0	0	-	-	-	0	0	0	47
48 Intestinal obstruction and hernia (550-553, 560)	1	1	-	13.7	23.3	0	2	1	1	6.7	4.0	21.3	48
49 Gastritis, duodenitis, enteritis & colitis (535, 561, 563)	-	-	-	0	0	0	1	1	-	3.4	4.0	0	49
50 Cirrhosis of liver (571)	-	-	-	0	0	0	2	2	-	6.7	8.0	0	50
51 Nephritis and nephrosis (580-584)	1	-	1	13.7	0	33.3	3	3	-	10.1	12.0	0	51
52 Hyperplasia of prostate (600)	-	-	-	0	0	0	-	-	-	0	0	0	52
53 Complications of pregnancy, childbirth and the puerperium (630-678)	-	-	-	0	0	0	-	-	-	0	0	0	53
54 Congenital anomalies (740-759)	1	1	-	13.7	23.3	0	-	-	-	0	0	0	54
55 Birth injuries, difficult labor and other anoxic and hypoxic conditions (764-768, 772, 776)	2	1	1	27.4	23.3	33.3	4	4	-	13.5	16.0	0	55
56 Other causes of neonatal mortality (760-763, 769-771, 773-775, 777-779)	1	-	1	13.7	0	33.3	2	2	-	6.7	8.0	0	56
57 Symptoms and ill-defined conditions (780-796)	-	-	-	0	0	0	3	2	1	10.1	8.0	21.3	57
58 All other diseases (residual)	8	7	1	109.6	162.8	33.3	11	10	1	37.0	40.0	21.3	58
59 Motor vehicle accidents (E810-E823)	-	-	-	0	0	0	24	23	1	80.8	92.0	21.3	59
60 All other accidents (E800-E807, E825-E949)	6	1	5	82.2	23.3	166.7	8	8	-	26.9	32.0	0	60
61 Suicides (E950-E959)	-	-	-	0	0	0	8	8	-	26.9	32.0	0	61
62 Homicides (E960-E-969)	2	-	2	27.4	0	66.7	2	2	-	6.7	3.0	0	62
63 Legal intervention (E970-E978)	-	-	-	0	0	0	-	-	-	0	0	0	63
64 All other external injuries (E980-E999)	-	-	-	0	0	0	-	-	-	0	0	0	64

TABLE XIII VITAL STATISTICS, BY COUNTY, BY RACE, GEORGIA, 1970

ITEM	PULASKI						PUTNAM						
	Number			Rate or Ratio*			Number			Rate or Ratio*			
	Total	White	Non-White	Total	White	Non-White	Total	White	Non-White	Total	White	Non-White	
1 Estimated population as of July 1,	8,100	5,100	3,000				8,400	4,309	4,100				1
LIVE BIRTHS													
2 Total	157	83	74	19.4	16.3	24.7	166	73	93	19.8	17.0	22.7	2
3 Delivered in hospital	111	83	28	70.7%	100.0%	37.8%	139	71	68	83.7%	97.3%	73.1%	3
4 Delivered in home by physician	2	-	2	1.3%	0%	2.7%	1	1	-	0.6%	1.4%	0%	4
5 Delivered by midwife	44	-	44	28.0%	0%	59.5%	26	1	25	15.7%	1.4%	26.9%	5
6 Other deliveries	-	-	-	0%	0%	0%	-	-	-	0%	0%	0%	6
7 Immature births	16	8	3	101.9	96.4	108.1	18	6	12	108.4	82.2	129.0	7
8 Live births to unwed mothers	30	3	27	191.1	36.1	364.9	27	1	26	162.7	13.7	279.6	8
FETAL DEATHS													
9 Total	6	3	3	38.2	36.1	40.5	3	-	3	18.1	0	32.3	9
10 Under 20 weeks gestation	1	1	-	6.4	12.0	0	2	-	2	12.0	0	21.5	10
11 20-27 weeks gestation	1	1	-	6.4	12.0	0	-	-	-	0	0	0	11
12 28 weeks and more	2	1	1	12.7	12.0	13.5	1	-	1	6.0	0	10.8	12
13 Unknown length of gestation	2	-	2	12.7	0	27.0	-	-	-	0	0	0	13
DEATHS													
14 Total, all ages	121	73	48	1493.8	1431.4	1600.0	70	33	37	833.3	767.4	902.4	14
15 Under 1 year	5	1	4	31.8	12.0	54.1	4	2	2	24.1	27.4	21.5	15
16 Under 28 days	1	-	1	6.4	0	13.5	2	1	1	12.0	13.7	10.8	16
17 Deaths from immaturity	-	-	-	0	0	0	-	-	-	0	0	0	17
18 1-4 years **	1	-	1	-	-	-	-	-	-	-	-	-	18
19 Maternal deaths	-	-	-	0	0	0	-	-	-	0	0	0	19
CAUSE OF DEATH													
20 Dysentery (004,006,007,009)	-	-	-	0	0	0	-	-	-	0	0	0	20
21 Tuberculosis, all forms (010-019)	-	-	-	0	0	0	-	-	-	0	0	0	21
22 Meningococcal Infections (036)	-	-	-	0	0	0	-	-	-	0	0	0	22
23 Acute infectious encephalitis (062-065)	-	-	-	0	0	0	-	-	-	0	0	0	23
24 Infectious Hepatitis (070)	-	-	-	0	0	0	-	-	-	0	0	0	24
25 Typhus and other rickettsioses (080-083)	-	-	-	0	0	0	-	-	-	0	0	0	25
26 Venereal disease (090-099)	-	-	-	0	0	0	-	-	-	0	0	0	26
27 All other diseases classified as Infective and parasitic (000-003, 005, 008, 020-035, 037-061, 066-069, 071-079, 084-089, 100-136)	-	-	-	0	0	0	-	-	-	0	0	0	27
28 Malignant neoplasms, including neoplasms of lymphatic and haematopoietic tissues (140-209)	19	15	4	234.6	294.1	133.3	7	5	2	83.3	116.3	48.9	28
29 Benign neoplasms and neoplasms of unspecified nature (210-239)	-	-	-	0	0	0	-	-	-	0	0	0	29
30 Diabetes Mellitus (250)	2	2	-	24.7	39.2	0	-	-	-	0	0	0	30
31 Avitaminoses & other nutritional deficiency (260-269)	-	-	-	0	0	0	-	-	-	0	0	0	31
32 Anemias (280-285)	-	-	-	0	0	0	-	-	-	0	0	0	32
33 Nonmeningococcal meningitis (320)	-	-	-	0	0	0	-	-	-	0	0	0	33
34 Acute rheumatic fever (390-392)	-	-	-	0	0	0	-	-	-	0	0	0	34
35 Chronic rheumatic heart disease (393-398)	-	-	-	0	0	0	-	-	-	0	0	0	35
36 Hypertensive disease (400-404)	1	-	1	12.3	0	33.3	1	1	-	11.9	23.3	0	36
37 Ischaemic heart disease (410-414)	37	21	16	456.8	411.8	533.3	18	7	11	214.3	162.8	268.3	37
38 Other forms of heart disease (420-429)	3	1	2	37.0	19.6	66.7	3	3	3	35.7	0	73.2	38
39 Cardiovascular disease (430-438)	22	9	13	271.6	176.5	433.3	10	4	6	119.0	93.0	146.3	39
40 General arteriosclerosis (440)	2	1	1	24.7	19.6	33.3	2	2	-	23.8	46.5	0	40
41 Other diseases of arteries, arterioles, & capillaries (441-448)	3	2	1	37.0	39.2	33.3	1	-	1	11.9	0	24.4	41
42 Influenza (470-474)	-	-	-	0	0	0	-	-	-	0	0	0	42
43 Pneumonia (480-486)	5	3	2	61.7	58.8	66.7	3	1	2	35.7	23.3	48.8	43
44 Bronchitis, emphysema and asthma (466, 490-493)	5	4	1	61.7	78.4	33.3	2	1	1	23.8	23.3	24.4	44
45 Other diseases of the respiratory system (460-465, 500-519)	2	2	-	24.7	39.2	0	1	1	-	11.9	23.3	0	45
46 Peptic ulcer (531-533)	-	-	-	0	0	0	-	-	-	0	0	0	46
47 Appendicitis (540-543)	-	-	-	0	0	0	-	-	-	0	0	0	47
48 Intestinal obstruction and hernia (550-553, 560)	-	-	-	0	0	0	1	1	-	11.9	23.3	0	48
49 Gastritis, duodenitis, enteritis & colitis (535, 561, 563)	-	-	-	0	0	0	-	-	-	0	0	0	49
50 Cirrhosis of liver (571)	2	2	-	24.7	39.2	0	-	-	-	0	0	0	50
51 Nephritis and nephrosis (580-584)	1	-	1	12.3	0	33.3	-	-	-	0	0	0	51
52 Hyperplasia of prostate (600)	-	-	-	0	0	0	-	-	-	0	0	0	52
53 Complications of pregnancy, childbirth and the puerperium (630-678)	-	-	-	0	0	0	-	-	-	0	0	0	53
54 Congenital anomalies (740-759)	2	1	1	24.7	19.6	33.3	2	1	1	23.8	23.3	24.4	54
55 Birth injuries, difficult labor and other anoxic and hypoxic conditions (764-768, 772, 776)	-	-	-	0	0	0	2	1	1	23.8	23.3	24.4	55
56 Other causes of neonatal mortality (760-763, 769-771, 773-775, 777-779)	1	-	1	12.3	0	33.3	-	-	-	0	0	0	56
57 Symptoms and ill-defined conditions (780-796)	1	1	-	12.3	19.6	0	1	-	1	11.9	0	24.4	57
58 All other diseases (residual)	2	3	-	37.0	58.8	0	7	3	4	83.3	69.8	97.6	58
59 Motor vehicle accidents (E810-E823)	6	3	3	74.1	58.8	100.0	2	1	1	23.8	23.3	24.4	59
60 All other accidents (E800-E807, E825-E949)	1	-	1	12.3	0	33.3	5	4	1	59.5	93.0	24.4	60
61 Suicides (E950-E959)	3	3	-	37.0	58.8	0	-	-	-	0	0	0	61
62 Homicides (E960-E969)	-	-	-	0	0	0	2	-	2	23.8	0	48.8	62
63 Legal Intervention (E970-E978)	-	-	-	0	0	0	-	-	-	0	0	0	63
64 All other external injuries (E980-E999)	-	-	-	0	0	0	-	-	-	0	0	0	64

TABLE XIII VITAL STATISTICS, BY COUNTY, BY RACE, GEORGIA, 1970

ITEM	QUITMAN						RABUN						
	Number			Rate or Ratio*			Number			Rate or Ratio*			
	Total	White	Non-White	Total	White	Non-White	Total	White	Non-White	Total	White	Non-White	
1 Estimated population as of July 1,	2,200	900	1,300				8,300	8,200	100				1
LIVE BIRTHS													
2 Total	45	15	29	20.5	17.8	22.3	150	148	2	18.1	18.0	20.0	2
3 Delivered in hospital	41	15	25	91.1%	100.0%	86.2%	149	147	2	99.3%	99.3%	100.0%	3
4 Delivered in home by physician	-	-	-	0%	0%	0%	1	1	-	0.7%	0.7%	0%	4
5 Delivered by midwife	4	-	4	8.9%	0%	13.8%	-	-	-	0%	0%	0%	5
6 Other deliveries	-	-	-	0%	0%	0%	-	-	-	0%	0%	0%	6
7 Immature births	1	-	1	22.2	0	34.5	11	10	1	73.3	67.6	500.0	7
8 Live births to unwed mothers	12	-	12	266.7	0	413.8	6	5	1	40.0	33.8	500.0	8
FETAL DEATHS													
9 Total	1	-	1	22.2	0	34.5	2	2	-	13.3	13.5	0	9
10 Under 20 weeks gestation	1	-	1	22.2	0	34.5	-	-	-	0	0	0	10
11 20-27 weeks gestation	-	-	-	0	0	0	-	-	-	0	0	0	11
12 28 weeks and more	-	-	-	0	0	0	2	2	-	13.3	13.5	0	12
13 Unknown length of gestation	-	-	-	0	0	0	-	-	-	0	0	0	13
DEATHS													
14 Total, all ages	33	17	16	1500.0	1888.9	1230.8	97	96	1	1168.7	1170.7	1000.0	14
15 Under 1 year	1	-	1	22.2	0	34.5	3	3	-	20.0	20.3	0	15
16 Under 28 days	1	-	1	22.2	0	34.5	2	2	-	13.3	13.5	0	16
17 Deaths from immaturity	-	-	-	0	0	0	-	-	-	0	0	0	17
18 1-4 years **	-	-	-	0	0	0	-	-	-	0	0	0	18
19 Maternal deaths	-	-	-	0	0	0	1	1	-	66.7	67.6	0	19
CAUSE OF DEATH													
20 Dysentery (004,006,007,009)	-	-	-	0	0	0	-	-	-	0	0	0	20
21 Tuberculosis, all forms (010-019)	-	-	-	0	0	0	-	-	-	0	0	0	21
22 Meningococcal infections (036)	-	-	-	0	0	0	-	-	-	0	0	0	22
23 Acute infectious encephalitis (062-065)	-	-	-	0	0	0	-	-	-	0	0	0	23
24 Infectious hepatitis (070)	-	-	-	0	0	0	-	-	-	0	0	0	24
25 Typhus and other rickettsioses (080-083)	-	-	-	0	0	0	-	-	-	0	0	0	25
26 Venereal disease (090-099)	-	-	-	0	0	0	-	-	-	0	0	0	26
27 All other diseases classified as infective and parasitic (000-003, 005, 008, 020-035, 037-061, 066-069, 071-079, 084-089, 100-136)	1	-	1	45.5	0	76.9	-	-	-	0	0	0	27
28 Malignant neoplasms, including neoplasms of lymphatic and haematopoietic tissues (140-209)	8	4	4	363.6	444.4	307.7	13	13	-	156.6	158.5	0	28
29 Benign neoplasms and neoplasms of unspecified nature (210-239)	1	-	1	45.5	0	76.9	2	2	-	24.1	24.4	0	29
30 Diabetes Mellitus (250)	-	-	-	0	0	0	4	4	-	48.2	48.8	0	30
31 Avitaminoses & other nutritional deficiency (260-269)	-	-	-	0	0	0	-	-	-	0	0	0	31
32 Anemias (280-285)	-	-	-	0	0	0	-	-	-	0	0	0	32
33 Nonmeningococcal meningitis (320)	-	-	-	0	0	0	-	-	-	0	0	0	33
34 Active rheumatic fever (390-392)	-	-	-	0	0	0	-	-	-	0	0	0	34
35 Chronic rheumatic heart disease (393-398)	-	-	-	0	0	0	-	-	-	0	0	0	35
36 Hypertensive disease (400-404)	1	-	1	45.5	0	76.9	-	-	-	0	0	0	36
37 Ischaemic heart disease (410-414)	10	6	4	454.5	666.7	307.7	26	25	1	313.3	304.9	1000.0	37
38 Other forms of heart disease (420-429)	1	-	1	45.5	0	76.9	1	1	-	12.0	12.2	0	38
39 Cerebrovascular disease (430-438)	4	3	1	181.8	333.3	76.9	15	15	-	180.7	182.9	0	39
40 General arteriosclerosis (440)	-	-	-	0	0	0	4	4	-	48.2	48.8	0	40
41 Other diseases of arteries, arterioles, & capillaries (441-448)	-	-	-	0	0	0	1	1	-	12.0	12.2	0	41
42 Influenza (470-474)	-	-	-	0	0	0	-	-	-	0	0	0	42
43 Pneumonia (480-486)	-	-	-	0	0	0	2	2	-	24.1	24.4	0	43
44 Bronchitis, emphysema and asthma (466, 490-493)	1	1	-	45.5	111.1	0	1	1	-	12.0	12.2	0	44
45 Other diseases of the respiratory system (460-465, 500-519)	-	-	-	0	0	0	1	1	-	12.0	12.2	0	45
46 Peptic ulcer (531-533)	-	-	-	0	0	0	1	1	-	12.0	12.2	0	46
47 Appendicitis (540-543)	1	1	-	45.5	111.1	0	-	-	-	0	0	0	47
48 Intestinal obstruction and hernia (550-553, 560)	-	-	-	0	0	0	1	1	-	12.0	12.2	0	48
49 Gastritis, duodenitis, enteritis & colitis (535, 561, 563)	-	-	-	0	0	0	-	-	-	0	0	0	49
50 Cirrhosis of liver (571)	-	-	-	0	0	0	1	1	-	12.0	12.2	0	50
51 Nephritis and nephrosis (580-584)	1	-	1	45.5	0	76.9	-	-	-	0	0	0	51
52 Hyperplasia of prostate (600)	-	-	-	0	0	0	-	-	-	0	0	0	52
53 Complications of pregnancy, childbirth and the puerperium (630-678)	-	-	-	0	0	0	1	1	-	12.0	12.2	0	53
54 Congenital anomalies (740-759)	-	-	-	0	0	0	2	2	-	24.1	24.4	0	54
55 Birth injuries, difficult labor and other anoxic and hypoxic conditions (764-768, 772, 776)	-	-	-	0	0	0	1	1	-	12.0	12.2	0	55
56 Other causes of neonatal mortality (760-763, 769-771, 773-775, 777-779)	-	-	-	0	0	0	-	-	-	0	0	0	56
57 Symptoms and ill-defined conditions (780-796)	-	-	-	0	0	0	-	-	-	0	0	0	57
58 All other diseases (residual)	2	2	-	90.9	222.2	0	7	7	-	84.3	85.4	0	58
59 Motor vehicle accidents (E810-E823)	-	-	-	0	0	0	7	7	-	84.3	85.4	0	59
60 All other accidents (E800-E807, E825-E949)	1	-	1	45.5	0	76.9	4	4	-	48.2	48.8	0	60
61 Suicides (E950-E959)	-	-	-	0	0	0	1	1	-	12.0	12.2	0	61
62 Homicides (E960-E-969)	1	-	1	45.5	0	76.9	1	1	-	12.0	12.2	0	62
63 Legal intervention (E970-E978)	-	-	-	0	0	0	-	-	-	0	0	0	63
64 All other external injuries (E980-E999)	-	-	-	0	0	0	-	-	-	0	0	0	64

TABLE XIII VITAL STATISTICS, BY COUNTY, BY RACE, GEORGIA, 1970

ITEM	RANDOLPH						RICHMOND					
	Number			Rate or Ratio*			Number			Rate or Ratio*		
	Total	White	Non-White	Total	White	Non-White	Total	White	Non-White	Total	White	Non-White
1 Estimated population as of July 1,	3,700	3,900	4,800				135,000	89,700	45,300			
LIVE BIRTHS												
2 Total	164	52	112	18.9	13.3	23.3	3,300	2,129	1,171	24.4	23.7	25.8
3 Delivered in hospital	75	50	25	45.7%	36.2%	22.3%	3,287	2,127	1,160	99.6%	99.9%	99.1%
4 Delivered in home by physician	-	-	-	0%	0%	0%	9	-	9	0.3%	0%	0.8%
5 Delivered by midwife	69	2	67	42.3%	3.8%	77.7%	3	2	1	0.1%	0.1%	0.1%
6 Other deliveries	-	-	-	0%	0%	0%	1	-	1	0.0%	0%	0.1%
7 Immature births	75	9	17	152.4	153.8	151.8	293	145	148	98.8	68.1	126.4
8 Live births to unwed mothers	49	-	49	293.8	0	437.5	371	77	244	112.4	36.2	251.1
FETAL DEATHS												
9 Total	2	1	1	12.2	19.2	8.9	213	146	67	64.5	68.6	57.2
10 Under 20 weeks gestation	1	1	-	6.1	19.2	0	126	98	28	38.2	46.0	23.9
11 20-27 weeks gestation	1	-	1	6.1	0	8.9	23	5	18	7.0	2.3	15.4
12 28 weeks and more	-	-	-	0	0	0	39	74	15	11.8	11.3	12.8
13 Unknown length of gestation	-	-	-	0	0	0	25	19	6	7.6	8.9	5.1
DEATHS												
14 Total, all ages	122	47	35	1517.2	1205.1	1770.8	1,385	803	582	1025.9	895.2	1284.8
15 Under 1 year	6	-	6	36.6	0	53.6	61	37	24	18.5	17.4	20.5
16 Under 28 days	1	-	1	6.1	0	8.9	45	29	16	13.6	13.6	13.7
17 Deaths from Immaturity	-	-	-	0	0	0	4	1	3	1.2	0.5	2.6
18 1-4 years **	-	-	-	-	-	-	11	4	7	-	-	-
19 Maternal deaths	1	-	1	61.0	0	69.3	-	-	-	0	0	0
CAUSE OF DEATH												
20 Dysentery (004,006,007,009)	-	-	-	0	0	0	2	1	1	1.5	1.1	2.2
21 Tuberculosis, all forms (010-019)	1	1	-	11.5	25.5	0	4	2	2	3.0	2.2	4.4
22 Meningococcal infections (036)	-	-	-	0	0	0	-	-	-	0	0	0
23 Acute infectious encephalitis (062-065)	-	-	-	0	0	0	-	-	-	0	0	0
24 Infectious Hepatitis (070)	-	-	-	0	0	0	-	-	-	0	0	0
25 Typhus and other rickettsioses (080-083)	-	-	-	0	0	0	-	-	-	0	0	0
26 Venereal disease (090-099)	-	-	-	0	0	0	1	-	1	0.7	0	2.2
27 All other diseases classified as Infective and parasitic (000-003, 005, 008, 020-035, 037-061, 066-069, 071-079, 084-089, 100-136)	-	-	-	0	0	0	4	2	2	3.0	2.2	4.4
28 Malignant neoplasms, including neoplasms of lymphatic and haematopoietic tissues (140-209)	76	5	10	183.9	153.8	208.3	161	112	69	134.1	124.9	152.3
29 Benign neoplasms and neoplasms of unspecified nature (210-239)	1	-	1	11.5	0	20.8	-	-	-	0	0	0
30 Diabetes Mellitus (250)	3	-	3	34.5	0	62.5	31	17	14	23.0	19.0	30.9
31 Avitaminoses & other nutritional deficiency (260-269)	1	-	1	11.5	0	20.8	-	-	-	0	0	0
32 Anemias (280-285)	-	-	-	0	0	0	3	-	3	2.2	0	6.6
33 Nonmeningococcal meningitis (320)	1	-	1	11.5	0	20.8	2	1	1	1.5	1.1	2.2
34 Active rheumatic fever (390-392)	-	-	-	0	0	0	1	1	-	0.7	1.1	0
35 Chronic rheumatic heart disease (393-398)	-	-	-	0	0	0	8	4	4	5.9	4.5	8.8
36 Hypertensive disease (400-404)	2	1	1	22.0	25.6	20.8	40	4	36	29.6	4.5	79.5
37 Ischaemic heart disease (410-414)	43	15	27	494.3	410.3	562.5	442	303	139	327.4	337.8	306.8
38 Other forms of heart disease (420-429)	2	1	2	34.5	25.6	41.7	23	10	13	17.0	11.1	28.7
39 Cardiovascular disease (430-438)	25	3	17	287.4	205.1	354.2	153	68	85	113.3	75.8	187.6
40 General arteriosclerosis (440)	3	1	2	34.5	25.6	41.7	26	11	15	19.3	12.3	33.1
41 Other diseases of arteries, arterioles, & capillaries (441-448)	1	1	-	11.5	25.6	0	19	13	6	14.1	14.5	13.2
42 Influenza (470-474)	-	-	-	0	0	0	4	2	2	3.0	2.2	4.4
43 Pneumonia (480-486)	3	-	3	34.5	0	62.5	48	25	23	35.6	27.9	50.8
44 Bronchitis, emphysema and asthma (466, 490-493)	-	-	-	0	0	0	20	19	1	14.8	21.2	2.2
45 Other diseases of the respiratory system (460-465, 500-519)	2	2	-	23.0	51.3	0	7	3	4	5.2	3.3	8.8
46 Peptic ulcer (531-533)	1	1	-	11.5	25.6	0	8	4	4	5.9	4.5	8.8
47 Appendicitis (540-542)	-	-	-	0	0	0	2	1	1	1.5	1.1	2.2
48 Intestinal obstruction and hernia (550-553, 560)	-	-	-	0	0	0	6	2	4	4.4	2.2	8.8
49 Gastritis, duodenitis, enteritis & colitis (535, 561, 563)	-	-	-	0	0	0	-	-	-	0	0	0
50 Cirrhosis of liver (571)	-	-	-	0	0	0	21	18	3	15.6	20.1	6.6
51 Nephritis and nephrosis (580-584)	1	1	-	11.5	25.6	0	9	1	8	6.7	1.1	17.7
52 Hyperplasia of prostate (600)	-	-	-	0	0	0	-	-	-	0	0	0
53 Complications of pregnancy, childbirth and the puerperium (630-678)	1	-	1	11.5	0	20.8	-	-	-	0	0	0
54 Congenital anomalies (740-759)	-	-	-	0	0	0	16	13	3	11.9	14.5	6.6
55 Birth injuries, difficult labor and other anoxic and hypoxic conditions (764-768, 772, 776)	-	-	-	0	0	0	20	13	7	14.8	14.5	15.5
56 Other causes of neonatal mortality (760-763, 769-771, 773-775, 777-779)	-	-	-	0	0	0	13	6	7	9.6	6.7	15.5
57 Symptoms and ill-defined conditions (780-796)	13	5	8	149.4	123.2	166.7	7	7	-	5.2	7.8	0
58 All other diseases (residual)	4	-	4	46.0	0	83.3	93	48	45	68.9	53.5	99.3
59 Motor vehicle accidents (E810-E823)	2	1	2	34.5	25.6	41.7	44	33	11	32.6	36.8	24.3
60 All other accidents (E800-E807, E825-E949)	3	2	1	34.5	51.3	20.8	51	26	25	37.8	29.0	55.2
61 Suicides (E950-E959)	1	-	1	11.5	0	20.8	25	24	1	18.5	26.8	2.2
62 Homicides (E960-E969)	-	-	-	0	0	0	51	9	42	37.8	10.0	92.7
63 Legal intervention (E970-E978)	-	-	-	0	0	0	-	-	-	0	0	0
64 All other external injuries (E980-E999)	-	-	-	0	0	0	-	-	-	0	0	0

TABLE XIII VITAL STATISTICS, BY COUNTY, BY RACE, GEORGIA, 1970

ITEM	ROCKDALE						SCHLEY						
	Number			Rate or Ratio*			Number			Rate or Ratio*			
	Total	White	Non-White	Total	White	Non-White	Total	White	Non-White	Total	White	Non-White	
1 Estimated population as of July 1,	18,400	15,100	3,300				3,100	1,700	1,400				1
LIVE BIRTHS													
2 Total	429	335	94	23.3	22.2	28.5	66	40	26	21.3	23.5	18.6	2
3 Delivered in hospital	424	335	89	98.8%	100.0%	94.7%	54	40	14	81.8%	100.0%	53.8%	3
4 Delivered in home by physician	5	-	5	1.2%	0%	5.3%	-	-	-	0%	0%	0%	4
5 Delivered by midwife	-	-	-	0%	0%	0%	12	-	12	18.2%	0%	46.2%	5
6 Other deliveries	-	-	-	0%	0%	0%	-	-	-	0%	0%	0%	6
7 Immature births	24	19	5	55.9	56.7	53.2	9	5	4	136.4	125.0	153.8	7
8 Live births to unwed mothers	26	4	22	60.6	11.9	234.0	9	-	9	136.4	0	346.2	8
FETAL DEATHS													
9 Total	6	6	-	14.0	17.9	0	1	1	-	15.2	25.0	0	9
10 Under 20 weeks gestation	3	3	-	7.0	9.0	0	1	1	-	15.2	25.0	0	10
11 20-27 weeks gestation	-	-	-	0	0	0	-	-	-	0	0	0	11
12 28 weeks and more	3	3	-	7.0	9.0	0	-	-	-	0	0	0	12
13 Unknown length of gestation	-	-	-	0	0	0	-	-	-	0	0	0	13
DEATHS													
14 Total, all ages	132	107	25	717.4	708.6	757.6	43	27	16	1387.1	1588.2	1142.9	14
15 Under 1 year	7	7	-	16.3	20.9	0	1	1	-	15.2	25.0	0	15
16 Under 28 days	5	5	-	11.7	14.9	0	-	-	-	0	0	0	16
17 Deaths from immaturity	1	1	-	2.3	3.0	0	-	-	-	0	0	0	17
18 1-4 years **	-	-	-	-	-	-	1	-	1	-	-	-	18
19 Maternal deaths	-	-	-	0	0	0	-	-	-	0	0	0	19
CAUSE OF DEATH													
20 Dysentery (004,006,007,009)	-	-	-	0	0	0	-	-	-	0	0	0	20
21 Tuberculosis, all forms (010-019)	-	-	-	0	0	0	-	-	-	0	0	0	21
22 Meningococcal infections (036)	-	-	-	0	0	0	-	-	-	0	0	0	22
23 Acute infectious encephalitis (062-065)	-	-	-	0	0	0	-	-	-	0	0	0	23
24 Infectious Hepatitis (070)	-	-	-	0	0	0	-	-	-	0	0	0	24
25 Typhus and other rickettsias (080-083)	-	-	-	0	0	0	-	-	-	0	0	0	25
26 Venereal disease (090-099)	-	-	-	0	0	0	-	-	-	0	0	0	26
27 All other diseases classified as Infective and parasitic (000-003, 005, 008, 020-035, 037-061, 056-069, 071-079, 084-089, 100-135)	-	-	-	0	0	0	-	-	-	0	0	0	27
28 Malignant neoplasms, including neoplasms of lymphatic and haematopoietic tissues (140-209)	26	24	2	141.3	158.9	60.6	4	3	1	129.0	176.5	71.4	28
29 Benign neoplasms and neoplasms of unspecified nature (210-239)	1	1	-	5.4	6.6	0	-	-	-	0	0	0	29
30 Diabetes Mellitus (250)	2	2	-	10.9	13.2	0	1	-	1	32.3	0	71.4	30
31 Avitaminoses & other nutritional deficiency (260-269)	-	-	-	0	0	0	-	-	-	0	0	0	31
32 Anemias (280-285)	1	1	-	5.4	6.6	0	-	-	-	0	0	0	32
33 Nonmeningococcal meningitis (320)	-	-	-	0	0	0	-	-	-	0	0	0	33
34 Active rheumatic fever (390-392)	-	-	-	0	0	0	-	-	-	0	0	0	34
35 Chronic rheumatic heart disease (393-398)	1	1	-	5.4	6.6	0	-	-	-	0	0	0	35
36 Hypertensive disease (400-404)	1	-	1	5.4	0	30.3	-	-	-	0	0	0	36
37 Ischaemic heart disease (410-414)	47	36	11	255.4	238.4	333.3	9	8	1	290.3	470.6	71.4	37
38 Other forms of heart disease (420-429)	-	-	-	0	0	0	4	4	-	129.0	235.3	0	38
39 Cerebrovascular disease (430-438)	13	10	3	70.7	66.2	90.9	7	3	4	225.8	176.5	285.7	39
40 General arteriosclerosis (440)	1	-	1	5.4	0	30.3	2	2	-	64.5	117.6	0	40
41 Other diseases of arteries, arterioles, & capillaries (441-448)	-	-	-	0	0	0	-	-	-	0	0	0	41
42 Influenza (470-474)	-	-	-	0	0	0	1	1	-	32.3	58.8	0	42
43 Pneumonia (480-486)	5	5	-	27.2	33.1	0	3	1	2	96.8	58.8	142.9	43
44 Bronchitis, emphysema and asthma (466, 490-493)	1	1	-	5.4	6.6	0	-	-	-	0	0	0	44
45 Other diseases of the respiratory system (460-465, 500-519)	1	1	-	5.4	6.6	0	-	-	-	0	0	0	45
46 Peptic ulcer (531-533)	-	-	-	0	0	0	-	-	-	0	0	0	46
47 Appendicitis (540-543)	-	-	-	0	0	0	1	1	-	32.3	58.8	0	47
48 Intestinal obstruction and hernia (550-553, 560)	1	-	1	5.4	0	30.3	-	-	-	0	0	0	48
49 Gastritis, duodenitis, enteritis & colitis (535, 561, 563)	1	1	-	5.4	6.6	0	-	-	-	0	0	0	49
50 Cirrhosis of liver (571)	1	-	1	5.4	0	30.3	-	-	-	0	0	0	50
51 Nephritis and nephrosis (580-584)	-	-	-	0	0	0	1	-	1	32.3	0	71.4	51
52 Hyperplasia of prostate (600)	-	-	-	0	0	0	1	1	-	32.3	58.8	0	52
53 Complications of pregnancy, childbirth and the puerperium (630-679)	-	-	-	0	0	0	-	-	-	0	0	0	53
54 Congenital anomalies (740-759)	1	1	-	5.4	6.6	0	1	1	-	32.3	58.8	0	54
55 Birth injuries, difficult labor and other anoxic and hypoxic conditions (764-768, 772, 776)	2	2	-	10.9	13.2	0	-	-	-	0	0	0	55
56 Other causes of neonatal mortality (760-763, 769-771, 773-775, 777-779)	2	2	-	10.9	13.2	0	-	-	-	0	0	0	56
57 Symptoms and ill-defined conditions (780-796)	-	-	-	0	0	0	-	-	-	0	0	0	57
58 All other diseases (residual)	11	9	2	59.8	59.5	60.6	3	-	3	96.8	0	214.3	58
59 Motor vehicle accidents (E810-E823)	6	4	2	32.6	26.5	60.6	4	2	2	129.0	117.6	142.9	59
60 All other accidents (E800-E807, E825-E949)	2	2	-	10.9	13.2	0	1	-	1	32.3	0	71.4	60
61 Suicides (E950-E959)	4	4	-	21.7	26.5	0	-	-	-	0	0	0	61
62 Homicides (E960-E969)	1	-	1	5.4	0	30.3	-	-	-	0	0	0	62
63 Legal Intervention (E970-E978)	-	-	-	0	0	0	-	-	-	0	0	0	63
64 All other external injuries (E980-E999)	-	-	-	0	0	0	-	-	-	0	0	0	64

TABLE XIII VITAL STATISTICS, BY COUNTY, BY RACE, GEORGIA, 1970

ITEM	SCREVEN						SEMINOLE						
	Number			Rate or Ratio*			Number			Rate or Ratio*			
	Total	White	Non-White	Total	White	Non-White	Total	White	Non-White	Total	White	Non-White	
1 Estimated population as of July 1,	12,500	6,700	5,800				7,100	4,600	2,500				1
LIVE BIRTHS													
2 Total	205	91	114	16.4	13.6	19.7	135	71	64	19.0	15.4	25.6	2
3 Delivered in hospital	203	91	112	99.0%	100.0%	98.2%	133	71	62	98.5%	100.0%	96.9%	3
4 Delivered in home by physician	1	-	1	0.5%	0%	0.9%	1	-	1	0.7%	0%	1.6%	4
5 Delivered by midwife	1	-	1	0.5%	0%	0.9%	1	-	1	0.7%	0%	1.6%	5
6 Other deliveries	-	-	-	0%	0%	0%	-	-	-	0%	0%	0%	6
7 Immature births	20	7	13	97.6	76.9	114.0	14	6	8	103.7	84.5	125.0	7
8 Live births to unwed mothers	33	5	28	151.0	54.9	245.6	25	-	25	185.2	0	390.6	8
FETAL DEATHS													
9 Total	8	3	5	39.0	33.0	43.9	3	1	2	22.2	14.1	31.3	9
10 Under 20 weeks gestation	2	2	-	9.8	22.0	0	1	1	-	7.4	14.1	0	10
11 20-27 weeks gestation	3	1	2	14.6	11.0	17.5	-	-	-	0	0	0	11
12 28 weeks and more	3	-	3	14.6	0	26.3	1	-	1	7.4	0	15.6	12
13 Unknown length of gestation	-	-	-	0	0	0	1	-	1	7.4	0	15.6	13
DEATHS													
14 Total, all ages	160	89	71	1280.0	1328.4	1224.1	79	51	28	1112.7	1108.7	1120.0	14
15 Under 1 year	5	1	4	24.4	11.0	35.1	4	1	3	29.6	14.1	46.9	15
16 Under 28 days	-	-	-	0	0	0	2	1	1	14.8	14.1	15.6	16
17 Deaths from immaturity	-	-	-	0	0	0	2	1	1	14.8	14.1	15.6	17
18 1-4 years **	1	-	1	-	-	-	-	-	-	-	-	-	18
19 Maternal deaths	-	-	-	0	0	0	-	-	-	0	0	0	19
CAUSE OF DEATH													
20 Dysentery (004,006,007,009)	-	-	-	0	0	0	-	-	-	0	0	0	20
21 Tuberculosis, all forms (010-019)	-	-	-	0	0	0	-	-	-	0	0	0	21
22 Meningococcal infections (036)	-	-	-	0	0	0	-	-	-	0	0	0	22
23 Acute infectious encephalitis (062-065)	-	-	-	0	0	0	-	-	-	0	0	0	23
24 Infectious hepatitis (070)	-	-	-	0	0	0	-	-	-	0	0	0	24
25 Typhus and other rickettsioses (080-083)	-	-	-	0	0	0	-	-	-	0	0	0	25
26 Venereal disease (090-099)	-	-	-	0	0	0	-	-	-	0	0	0	26
27 All other diseases classified as infective and parasitic (000-003, 005, 008, 020-035, 037-061, 066-069, 071-079, 084-089, 100-136)	2	-	2	16.0	0	34.5	-	-	-	0	0	0	27
28 Malignant neoplasms, including neoplasms of lymphatic and haematopoietic tissues (140-209)	13	6	7	104.0	89.6	120.7	9	7	2	126.8	152.2	80.0	28
29 Benign neoplasms and neoplasms of unspecified nature (210-239)	-	-	-	0	0	0	-	-	-	0	0	0	29
30 Diabetes Mellitus (250)	4	1	3	32.0	14.9	51.7	1	1	-	14.1	21.7	0	30
31 Avitaminoses & other nutritional deficiency (260-269)	-	-	-	0	0	0	-	-	-	0	0	0	31
32 Anemias (280-285)	1	-	1	8.0	0	17.2	-	-	-	0	0	0	32
33 Nonmeningococcal meningitis (320)	1	-	1	8.0	0	17.2	-	-	-	0	0	0	33
34 Active rheumatic fever (390-392)	-	-	-	0	0	0	-	-	-	0	0	0	34
35 Chronic rheumatic heart disease (393-398)	1	-	1	8.0	0	17.2	-	-	-	0	0	0	35
36 Hypertensive disease (400-404)	2	1	1	16.0	14.9	17.2	2	-	2	28.2	0	80.0	36
37 Ischaemic heart disease (410-414)	71	44	27	568.0	656.7	465.5	25	22	3	352.1	478.3	120.0	37
38 Other forms of heart disease (420-429)	2	1	1	16.0	14.9	17.2	4	2	2	56.3	43.5	80.0	38
39 Cerebrovascular disease (430-438)	16	6	10	128.0	89.6	172.4	15	8	7	211.3	173.9	280.0	39
40 General arteriosclerosis (440)	2	2	-	16.0	29.9	0	3	1	2	42.3	21.7	80.0	40
41 Other diseases of arteries, arterioles, & capillaries (441-448)	-	-	-	0	0	0	2	1	1	28.2	21.7	40.0	41
42 Influenza (470-474)	1	1	-	8.0	14.9	0	-	-	-	0	0	0	42
43 Pneumonia (480-486)	6	4	2	48.0	59.7	34.5	4	2	2	56.3	43.5	80.0	43
44 Bronchitis, emphysema and asthma (466, 490-493)	2	2	-	16.0	29.9	0	-	-	-	0	0	0	44
45 Other diseases of the respiratory system (460-465, 500-519)	-	-	-	0	0	0	-	-	-	0	0	0	45
46 Peptic ulcer (531-533)	-	-	-	0	0	0	-	-	-	0	0	0	46
47 Appendicitis (540-543)	1	1	-	8.0	14.9	0	-	-	-	0	0	0	47
48 Intestinal obstruction and hernia (550-553, 560)	2	1	1	16.0	14.9	17.2	-	-	-	0	0	0	48
49 Gastritis, duodenitis, enteritis & colitis (535, 561, 563)	-	-	-	0	0	0	-	-	-	0	0	0	49
50 Cirrhosis of liver (571)	1	1	-	8.0	14.9	0	-	-	-	0	0	0	50
51 Nephritis and nephrosis (580-584)	-	-	-	0	0	0	-	-	-	0	0	0	51
52 Hyperplasia of prostate (600)	-	-	-	0	0	0	-	-	-	0	0	0	52
53 Complications of pregnancy, childbirth and the puerperium (630-678)	-	-	-	0	0	0	-	-	-	0	0	0	53
54 Congenital anomalies (740-759)	1	-	1	8.0	0	17.2	-	-	-	0	0	0	54
55 Birth injuries, difficult labor and other anoxic and hypoxic conditions (764- 68, 772, 776)	-	-	-	0	0	0	-	-	-	0	0	0	55
56 Other causes of neonatal mortality (760-763, 769-771, 773-775, 777-779)	-	-	-	0	0	0	2	1	1	28.2	21.7	40.0	56
57 Symptoms and ill-defined conditions (780-796)	3	2	1	24.0	29.9	17.2	1	-	1	14.1	0	40.0	57
58 All other diseases (residual)	10	6	4	80.0	89.6	69.0	5	1	4	70.4	21.7	160.0	58
59 Motor vehicle accidents (E810-E823)	8	5	3	64.0	74.6	51.7	5	4	1	70.4	87.0	40.0	59
60 All other accidents (E800-E807, E825-E949)	5	4	2	48.0	59.7	34.5	-	-	-	0	0	0	60
61 Suicides (E950-E959)	1	-	1	8.0	0	17.2	1	1	-	14.1	21.7	0	61
62 Homicides (E960-E-969)	3	1	2	24.0	14.9	34.5	-	-	-	0	0	0	62
63 Legal intervention (E970-E978)	-	-	-	0	0	0	-	-	-	0	0	0	63
64 All other external injuries (E980-E999)	-	-	-	0	0	0	-	-	-	0	0	0	64

TABLE XIII VITAL STATISTICS, BY COUNTY, BY RACE, GEORGIA, 1970

ITEM	SPALDING						STEPHENS						
	Number			Rate or Ratio*			Number			Rate or Ratio*			
	Total	White	Non-White	Total	White	Non-White	Total	White	Non-White	Total	White	Non-White	
1 Estimated population as of July 1,	39,600	29,000	10,600				20,400	18,000	2,400				1
LIVE BIRTHS													
2 Total	805	512	294	20.4	17.7	27.7	380	322	58	18.6	17.9	24.2	2
3 Delivered in hospital	750	504	246	93.1%	98.4%	83.7%	380	322	58	100.0%	100.0%	100.0%	3
4 Delivered in home by physician	2	1	1	0.2%	0.2%	0.3%	-	-	-	0%	0%	0%	4
5 Delivered by midwife	54	7	47	6.7%	1.4%	16.0%	-	-	-	0%	0%	0%	5
6 Other deliveries	-	-	-	0%	0%	0%	-	-	-	0%	0%	0%	6
7 Immature births	32	38	44	101.7	74.2	149.7	28	20	8	73.7	62.1	137.9	7
8 Live births to unwed mothers	90	17	73	111.7	33.2	248.3	29	7	22	76.3	21.7	379.3	8
FETAL DEATHS													
9 Total	66	45	21	81.9	87.9	71.4	3	2	1	7.9	6.2	17.2	9
10 Under 20 weeks gestation	35	25	10	43.4	48.3	34.0	1	1	-	2.6	3.1	0	10
11 20-27 weeks gestation	18	12	6	22.3	23.4	20.4	-	-	-	0	0	0	11
12 28 weeks and more	9	5	4	11.2	9.8	13.6	2	1	1	5.3	3.1	17.2	12
13 Unknown length of gestation	4	3	1	5.0	5.9	3.4	-	-	-	0	0	0	13
DEATHS													
14 Total, all ages	404	309	104	1020.2	1034.5	981.1	188	160	28	921.6	888.9	1166.7	14
15 Under 1 year	15	10	5	18.6	19.5	17.0	6	6	-	15.8	18.6	0	15
16 Under 28 days	15	10	5	18.6	19.5	17.0	5	5	-	13.2	15.5	0	16
17 Deaths from immaturity	2	1	1	2.5	2.0	3.4	-	-	-	0	0	0	17
18 1-4 years **	5	3	2	-	-	-	1	1	-	-	-	-	18
19 Maternal deaths	-	-	-	0	0	0	-	-	-	0	0	0	19
CAUSE OF DEATH													
20 Dysentery (004,006,007,009)	-	-	-	0	0	0	1	1	-	4.9	5.6	0	20
21 Tuberculosis, all forms (010-019)	-	-	-	0	0	0	2	1	1	9.8	5.6	41.7	21
22 Meningococcal infections (036)	-	-	-	0	0	0	-	-	-	0	0	0	22
23 Acute infectious encephalitis (062-065)	-	-	-	0	0	0	-	-	-	0	0	0	23
24 Infectious hepatitis (070)	-	-	-	0	0	0	-	-	-	0	0	0	24
25 Typhus and other rickettsioses (080-083)	-	-	-	0	0	0	-	-	-	0	0	0	25
26 Venereal disease (090-099)	-	-	-	0	0	0	-	-	-	0	0	0	26
27 All other diseases classified as infective and parasitic (000-003, 005, 008, 020-035, 037-061, 066-069, 071-079, 084-089, 100-136)	1	-	1	2.5	0	9.4	2	1	1	9.8	5.6	41.7	27
28 Malignant neoplasms, including neoplasms of lymphatic and haematopoietic tissues (140-209)	53	42	11	133.8	144.8	103.8	18	17	1	98.2	94.4	41.7	28
29 Benign neoplasms and neoplasms of unspecified nature (210-239)	-	-	-	0	0	0	2	2	-	9.8	11.1	0	29
30 Diabetes Mellitus (250)	8	4	4	20.2	13.8	37.7	1	1	-	4.9	5.6	0	30
31 Avitaminoses & other nutritional deficiency (260-269)	-	-	-	0	0	0	-	-	-	0	0	0	31
32 Anemias (280-285)	-	-	-	0	0	0	-	-	-	0	0	0	32
33 Nonmeningococcal meningitis (320)	2	-	2	5.1	0	18.9	-	-	-	0	0	0	33
34 Active rheumatic fever (390-392)	-	-	-	0	0	0	-	-	-	0	0	0	34
35 Chronic rheumatic heart disease (393-398)	1	1	-	2.5	3.4	0	2	2	-	9.8	11.1	0	35
36 Hypertensive disease (400-404)	6	2	4	15.2	6.9	37.7	-	-	-	0	0	0	36
37 Ischaemic heart disease (410-414)	135	105	30	340.9	362.1	283.0	60	52	8	294.1	288.9	333.3	37
38 Other forms of heart disease (420-429)	9	4	5	22.7	13.8	47.2	-	-	-	0	0	0	38
39 Cardiovascular disease (430-438)	58	41	17	146.5	141.4	160.4	31	27	4	152.0	150.0	166.7	39
40 General arteriosclerosis (440)	4	2	2	10.1	6.9	18.9	1	-	1	4.9	0	41.7	40
41 Other diseases of arteries, arterioles, & capillaries (441-448)	5	5	-	12.6	17.2	0	4	3	1	19.6	16.7	41.7	41
42 Influenza (470-474)	4	2	2	10.1	6.9	18.9	4	2	2	19.6	11.1	83.3	42
43 Pneumonia (480-486)	9	9	-	22.7	31.0	0	12	11	1	58.8	61.1	41.7	43
44 Bronchitis, emphysema and asthma (466, 490-493)	14	13	1	35.4	44.8	9.4	-	-	-	0	0	0	44
45 Other diseases of the respiratory system (460-465, 500-519)	3	2	1	7.6	6.9	9.4	1	1	-	4.9	5.6	0	45
46 Peptic ulcer (531-533)	5	3	2	12.6	10.3	18.9	1	1	-	4.9	5.6	0	46
47 Appendicitis (540-543)	1	1	-	2.5	3.4	0	1	-	1	4.9	0	41.7	47
48 Intestinal obstruction and hernia (550-553, 560)	1	1	-	2.5	3.4	0	1	1	-	4.9	5.6	0	48
49 Gastritis, duodenitis, enteritis & colitis (535, 561, 563)	1	1	-	2.5	3.4	0	-	-	-	0	0	0	49
50 Cirrhosis of liver (571)	6	5	1	15.2	17.2	9.4	1	-	1	4.9	0	41.7	50
51 Nephritis and nephrosis (580-584)	5	2	3	12.6	6.9	28.3	2	2	-	9.8	11.1	0	51
52 Hyperplasia of prostate (600)	1	1	-	2.5	3.4	0	-	-	-	0	0	0	52
53 Complications of pregnancy, childbirth and the puerperium (630-678)	-	-	-	0	0	0	-	-	-	0	0	0	53
54 Congenital anomalies (740-759)	1	-	1	2.5	0	9.4	3	3	-	14.7	16.7	0	54
55 Birth injuries, difficult labor and other anoxic and hypoxic conditions (764-768, 772, 776)	8	6	2	20.2	20.7	18.9	2	2	-	9.8	11.1	0	55
56 Other causes of neonatal mortality (760-763, 769-771, 773-775, 777-779)	3	2	1	7.6	6.9	9.4	1	1	-	4.9	5.6	0	56
57 Symptoms and ill-defined conditions (780-796)	-	-	-	0	0	0	1	1	-	4.9	5.6	0	57
58 All other diseases (residual)	20	16	4	50.5	55.2	37.7	5	3	2	24.5	16.7	83.3	58
59 Motor vehicle accidents (E810-E823)	12	11	1	30.3	37.9	9.4	12	11	1	58.8	61.1	41.7	59
60 All other accidents (E800-E807, E825-E949)	18	12	6	45.5	41.4	56.6	8	7	1	39.2	38.9	41.7	60
61 Suicides (E950-E959)	4	4	-	10.1	13.8	0	2	2	-	9.8	11.1	0	61
62 Homicides (E960-E969)	6	3	3	15.2	10.3	28.3	7	5	2	34.3	27.8	83.3	62
63 Legal intervention (E970-E978)	-	-	-	0	0	0	-	-	-	0	0	0	63
64 All other external injuries (E980-E999)	-	-	-	0	0	0	-	-	-	0	0	0	64

TABLE XIII VITAL STATISTICS, BY COUNTY, BY RACE, GEORGIA, 1970

ITEM	STEWART						SUMTER						
	Number			Rate or Ratio*			Number			Rate or Ratio*			
	Total	White	Non-White	Total	White	Non-White	Total	White	Non-White	Total	White	Non-White	
1 Estimated population as of July 1.	6,500	2,300	4,200				27,000	15,100	11,900				1
LIVE BIRTHS													
2 Total	117	31	86	18.0	13.5	20.5	606	281	325	22.4	13.5	27.3	2
3 Delivered in hospital	53	31	22	45.3%	100.0%	25.5%	548	281	267	90.4%	100.0%	92.2%	3
4 Delivered in home by physician	7	-	7	6.0%	0%	8.1%	1	-	1	0.2%	0%	0.1%	4
5 Delivered by midwife	57	-	57	48.7%	0%	66.3%	57	-	57	9.4%	0%	17.4%	5
6 Other deliveries	-	-	-	0%	0%	0%	-	-	-	0%	0%	0%	6
7 Immature births	9	3	6	76.9	96.8	69.8	51	13	38	84.2	46.3	116.0	7
8 Live births to unwed mothers	17	-	17	145.3	0	197.7	95	7	88	156.8	24.9	270.8	8
FETAL DEATHS													
9 Total	-	-	-	0	0	0	15	4	11	24.8	14.2	33.2	9
10 Under 20 weeks gestation	-	-	-	0	0	0	2	1	1	3.5	3.6	3.1	10
11 20-27 weeks gestation	-	-	-	0	0	0	4	1	3	5.6	3.6	9.2	11
12 28 weeks and more	-	-	-	0	0	0	6	2	4	9.9	7.1	12.3	12
13 Unknown length of gestation	-	-	-	0	0	0	3	-	3	5.0	0	9.2	13
DEATHS													
14 Total, all ages	85	38	48	1323.1	1652.2	1142.9	309	155	153	1144.4	1033.1	1285.7	14
15 Under 1 year	3	1	2	25.6	32.3	23.3	17	3	14	23.1	10.7	43.1	15
16 Under 28 days	2	1	1	17.1	32.3	11.5	3	2	1	5.0	7.1	3.1	16
17 Deaths from immaturity	-	-	-	0	0	0	-	-	-	0	0	0	17
18 1-4 years **	-	-	-	-	-	-	1	-	1	-	-	-	18
19 Maternal deaths	-	-	-	0	0	0	-	-	-	0	0	0	19
CAUSE OF DEATH													
20 Dysentery (004,006,007,009)	-	-	-	0	0	0	-	-	-	0	0	0	20
21 Tuberculosis, all forms (010-019)	-	-	-	0	0	0	2	-	2	7.4	0	16.8	21
22 Meningococcal infections (036)	-	-	-	0	0	0	-	-	-	0	0	0	22
23 Acute infectious encephalitis (062-065)	-	-	-	0	0	0	-	-	-	0	0	0	23
24 Infectious hepatitis (070)	-	-	-	0	0	0	-	-	-	0	0	0	24
25 Typhus and other rickettsioses (080-083)	-	-	-	0	0	0	-	-	-	0	0	0	25
26 Venereal disease (090-099)	-	-	-	0	0	0	-	-	-	0	0	0	26
27 All other diseases classified as Infective and parasitic (000-003, 005, 008, 020-035, 037-061, 066-069, 071-073, 084-089, 100-136)	-	-	-	0	0	0	1	-	1	3.7	0	3.4	27
28 Malignant neoplasms, including neoplasms of lymphatic and haematopoietic tissues (140-209)	13	8	5	200.0	347.8	119.0	53	30	23	198.3	198.7	193.3	28
29 Benign neoplasms and neoplasms of unspecified nature (210-239)	-	-	-	0	0	0	3	2	1	11.1	13.2	8.4	29
30 Diabetes Mellitus (250)	-	-	-	0	0	0	6	3	3	22.2	19.9	25.2	30
31 Avitaminoses & other nutritional deficiency (260-269)	1	1	-	15.4	43.5	0	-	-	-	0	0	0	31
32 Anemias (280-285)	-	-	-	0	0	0	2	-	2	7.4	0	16.3	32
33 Nonmeningococcal meningitis (320)	-	-	-	0	0	0	-	-	-	0	0	0	33
34 Active rheumatic fever (390-392)	-	-	-	0	0	0	-	-	-	0	0	0	34
35 Chronic rheumatic heart disease (593-598)	-	-	-	0	0	0	-	-	-	0	0	0	35
36 Hypertensive disease (400-404)	6	2	4	92.3	87.0	95.2	6	3	3	22.2	19.9	25.2	36
37 Ischaemic heart disease (410-414)	16	5	11	246.2	217.4	261.9	87	53	34	322.2	351.0	285.7	37
38 Other forms of heart disease (420-429)	6	2	4	92.3	87.0	95.2	26	9	17	96.3	59.6	142.9	38
39 Cerebrovascular disease (430-438)	15	9	7	230.8	347.8	166.7	37	14	23	137.0	92.7	193.3	39
40 General arteriosclerosis (440)	2	1	1	30.8	43.5	23.8	6	3	3	22.2	19.9	25.2	40
41 Other diseases of arteries, arterioles, & capillaries (441-448)	1	1	-	15.4	43.5	0	1	1	-	3.7	6.6	0	41
42 Influenza (470-474)	-	-	-	0	0	0	1	-	1	3.7	0	8.4	42
43 Pneumonia (480-486)	4	3	1	61.5	130.4	23.8	16	5	11	59.3	33.1	92.4	43
44 Bronchitis, emphysema and asthma (466, 490-493)	-	-	-	0	0	0	5	4	1	12.5	26.5	8.4	44
45 Other diseases of the respiratory system (460-465, 500-519)	1	1	-	15.4	43.5	0	1	-	1	3.7	0	8.4	45
46 Peptic ulcer (531-533)	-	-	-	0	0	0	-	-	-	0	0	0	46
47 Appendicitis (540-543)	-	-	-	0	0	0	-	-	-	0	0	0	47
48 Intestinal obstruction and hernia (550-553, 560)	-	-	-	0	0	0	2	2	-	7.4	13.2	0	48
49 Gastritis, duodenitis, enteritis & colitis (535, 561, 563)	-	-	-	0	0	0	-	-	-	0	0	0	49
50 Cirrhosis of liver (571)	-	-	-	0	0	0	3	3	-	11.1	19.9	0	50
51 Nephritis and nephrosis (580-584)	-	-	-	0	0	0	3	2	1	11.1	13.2	8.4	51
52 Hyperplasia of prostate (600)	-	-	-	0	0	0	2	-	2	7.4	0	16.8	52
53 Complications of pregnancy, childbirth and the puerperium (630-678)	-	-	-	0	0	0	-	-	-	0	0	0	53
54 Congenital anomalies (740-759)	-	-	-	0	0	0	1	-	1	3.7	0	8.4	54
55 Birth injuries, difficult labor and other anoxic and hypoxic conditions (764-768, 772, 776)	2	1	1	30.8	43.5	23.8	1	1	-	3.7	6.6	0	55
56 Other causes of neonatal mortality (760-763, 769-771, 773-775, 777-779)	-	-	-	0	0	0	1	-	1	3.7	0	8.4	56
57 Symptoms and ill-defined conditions (780-796)	2	-	2	30.8	0	47.6	3	2	1	11.1	13.2	8.4	57
58 All other diseases (residual)	4	1	3	61.5	43.5	71.4	12	7	5	44.4	46.4	42.0	58
59 Motor vehicle accidents (E810-E823)	3	1	2	46.2	43.5	47.6	13	7	6	48.1	46.4	50.4	59
60 All other accidents (E800-E807, E825-E949)	5	2	3	76.9	87.0	71.4	9	3	6	33.3	19.9	50.4	60
61 Suicides (E950-E959)	-	-	-	0	0	0	2	2	-	7.4	13.2	0	61
62 Homicides (E960-E969)	5	1	4	76.9	43.5	95.2	4	-	4	14.8	0	33.6	62
63 Legal intervention (E970-E978)	-	-	-	0	0	0	-	-	-	0	0	0	63
64 All other external injuries (E980-E999)	-	-	-	0	0	0	-	-	-	0	0	0	64

TABLE XIII VITAL STATISTICS, BY COUNTY, BY RACE, GEORGIA, 1970

ITEM	TALBERT						TALIAFERRO						
	Number			Rate or Ratio*			Number			Rate or Ratio*			
	Total	White	Non-White	Total	White	Non-White	Total	White	Non-White	Total	White	Non-White	
1 Estimated population as of July 1,	6,600	2,100	4,500				2,400	900	1,500				1
LIVE BIRTHS													
2 Total	107	25	82	16.2	11.9	18.2	38	7	31	15.8	7.8	20.7	2
3 Delivered in hospital	73	25	48	68.2%	100.0%	58.5%	36	7	29	94.7%	100.0%	93.5%	3
4 Delivered in home by physician	12	-	12	11.2%	0%	14.6%	2	-	2	5.3%	0%	6.5%	4
5 Delivered by midwife	21	-	21	19.6%	0%	25.6%	-	-	-	0%	0%	0%	5
6 Other deliveries	1	-	1	0.9%	0%	1.2%	-	-	-	0%	0%	0%	6
7 Immature births	11	2	9	102.8	80.0	109.8	6	-	6	157.9	0	193.5	7
8 Live births to unwed mothers	24	1	23	224.3	40.0	280.5	10	-	10	263.2	0	322.6	8
FETAL DEATHS													
9 Total	4	-	4	37.4	0	48.8	-	-	-	0	0	0	9
10 Under 20 weeks gestation	-	-	-	0	0	0	-	-	-	0	0	0	10
11 20-27 weeks gestation	-	-	-	0	0	0	-	-	-	0	0	0	11
12 28 weeks and more	2	-	2	18.7	0	24.4	-	-	-	0	0	0	12
13 Unknown length of gestation	2	-	2	18.7	0	24.4	-	-	-	0	0	0	13
DEATHS													
14 Total, all ages	79	33	46	1197.0	1571.4	1022.2	39	15	24	1625.0	1666.7	1600.0	14
15 Under 1 year	3	1	2	28.0	40.0	24.4	-	-	-	0	0	0	15
16 Under 28 days	1	1	-	5.3	40.0	0	-	-	-	0	0	0	16
17 Deaths from immaturity	-	-	-	0	0	0	-	-	-	0	0	0	17
18 1-4 years **	1	1	-	0	0	0	-	-	-	0	0	0	18
19 Maternal deaths	-	-	-	0	0	0	-	-	-	0	0	0	19
CAUSE OF DEATH													
20 Dysentery (004,006,007,009)	-	-	-	0	0	0	-	-	-	0	0	0	20
21 Tuberculosis, all forms (010-019)	-	-	-	0	0	0	-	-	-	0	0	0	21
22 Meningococcal infections (036)	-	-	-	0	0	0	-	-	-	0	0	0	22
23 Acute infectious encephalitis (062-065)	-	-	-	0	0	0	-	-	-	0	0	0	23
24 Infectious hepatitis (070)	-	-	-	0	0	0	-	-	-	0	0	0	24
25 Typhus and other rickettsioses (080-083)	-	-	-	0	0	0	-	-	-	0	0	0	25
26 Venereal disease (090-095)	-	-	-	0	0	0	-	-	-	0	0	0	26
27 All other diseases classified as Infective and parasitic (000-003, 005, 008, 020-035, 037-061, 066-069, 071-079, 084-089, 100-136)	-	-	-	0	0	0	-	-	-	0	0	0	27
28 Malignant neoplasms, including neoplasms of lymphatic and haematopoietic tissues (140-209)	11	8	3	166.7	381.0	66.7	5	-	5	208.3	0	333.3	28
29 Benign neoplasms and neoplasms of unspecified nature (210-239)	-	-	-	0	0	0	-	-	-	0	0	0	29
30 Diabetes Mellitus (250)	1	-	1	15.2	0	22.2	1	1	-	41.7	111.1	0	30
31 Avitaminoses & other nutritional deficiency (260-269)	-	-	-	0	0	0	-	-	-	0	0	0	31
32 Anemias (280-285)	-	-	-	0	0	0	-	-	-	0	0	0	32
33 Nonmeningococcal meningitis (320)	-	-	-	0	0	0	-	-	-	0	0	0	33
34 Active rheumatic fever (390-392)	-	-	-	0	0	0	-	-	-	0	0	0	34
35 Chronic rheumatic heart disease (393-398)	2	1	1	30.3	47.6	22.2	-	-	-	0	0	0	35
36 Hypertensive disease (400-404)	1	-	1	15.2	0	22.2	-	-	-	0	0	0	36
37 Ischaemic heart disease (410-414)	17	12	5	257.6	571.4	111.1	13	5	8	541.7	555.6	533.3	37
38 Other forms of heart disease (420-429)	1	-	1	15.2	0	22.2	-	-	-	0	0	0	38
39 Cerebrovascular disease (430-438)	22	5	17	333.3	238.1	377.8	9	6	3	375.0	666.7	200.0	39
40 General arteriosclerosis (440)	3	2	1	45.5	95.2	22.2	1	1	-	41.7	111.1	0	40
41 Other diseases of arteries, arterioles, & capillaries (441-448)	-	-	-	0	0	0	-	-	-	0	0	0	41
42 Influenza (470-474)	2	-	2	30.3	0	44.4	-	-	-	0	0	0	42
43 Pneumonia (480-496)	1	-	1	15.2	0	22.2	-	-	-	0	0	0	43
44 Bronchitis, emphysema and asthma (466, 490-493)	-	-	-	0	0	0	-	-	-	0	0	0	44
45 Other diseases of the respiratory system (460-465, 500-518)	2	-	2	30.3	0	44.4	-	-	-	0	0	0	45
46 Peptic ulcer (531-533)	-	-	-	0	0	0	-	-	-	0	0	0	46
47 Appendicitis (540-543)	-	-	-	0	0	0	-	-	-	0	0	0	47
48 Intestinal obstruction and hernia (550-553, 560)	-	-	-	0	0	0	1	-	1	41.7	0	66.7	48
49 Gastritis, duodenitis, enteritis & colitis (535, 561, 563)	-	-	-	0	0	0	-	-	-	0	0	0	49
50 Cirrhosis of liver (571)	2	1	1	30.3	47.6	22.2	-	-	-	0	0	0	50
51 Nephritis and nephrosis (580-584)	-	-	-	0	0	0	-	-	-	0	0	0	51
52 Hyperplasia of prostate (600)	-	-	-	0	0	0	-	-	-	0	0	0	52
53 Complications of pregnancy, childbirth and the puerperium (630-678)	-	-	-	0	0	0	-	-	-	0	0	0	53
54 Congenital anomalies (740-759)	-	-	-	0	0	0	-	-	-	0	0	0	54
55 Birth injuries, difficult labor and other anoxic and hypoxic conditions (764-768, 772, 776)	1	1	-	15.2	47.6	0	-	-	-	0	0	0	55
56 Other causes of neonatal mortality (760-763, 769-771, 773-775, 777-779)	-	-	-	0	0	0	-	-	-	0	0	0	56
57 Symptoms and ill-defined conditions (780-796)	3	-	3	45.5	0	66.7	2	-	2	83.3	0	133.3	57
58 All other diseases (residual)	1	1	-	15.2	47.6	0	3	1	2	125.0	111.1	133.3	58
59 Motor vehicle accidents (E810-E823)	6	2	4	90.9	95.2	88.9	1	1	-	41.7	111.1	0	59
60 All other accidents (E800-E807, E825-E949)	2	-	2	30.3	0	44.4	3	-	3	125.0	0	200.0	60
61 Suicides (E950-E959)	-	-	-	0	0	0	-	-	-	0	0	0	61
62 Homicides (E960-E-969)	1	-	1	15.2	0	22.2	-	-	-	0	0	0	62
63 Legal intervention (E970-E978)	-	-	-	0	0	0	-	-	-	0	0	0	63
64 All other external injuries (E980-E999)	-	-	-	0	0	0	-	-	-	0	0	0	64

TABLE X III VITAL STATISTICS, BY COUNTY, BY RACE, GEORGIA, 1970

ITEM	TATTNALL						TAYLOR						
	Number			Rate or Ratio*			Number			Rate or Ratio*			
	Total	White	Non-White	Total	White	Non-White	Total	White	Non-White	Total	White	Non-White	
1 Estimated population as of July 1,	13,600	9,400	4,200				7,900	4,400	3,500				1
LIVE BIRTHS													
2 Total	255	166	89	18.8	17.7	21.2	173	75	98	21.9	17.0	28.0	2
3 Delivered in hospital	242	165	77	94.9%	99.4%	86.5%	151	75	76	87.3%	100.0%	77.6%	3
4 Delivered in home by physician	-	-	-	0%	0%	0%	2	-	2	1.2%	0%	2.0%	4
5 Delivered by midwife	12	-	12	4.7%	0%	13.5%	20	-	20	11.6%	0%	20.4%	5
6 Other deliveries	1	1	-	0.4%	0.6%	0%	-	-	-	0%	0%	0%	6
7 Immature births	20	17	3	78.4	102.4	33.7	17	6	11	98.3	80.0	112.2	7
8 Live births to unwed mothers	36	5	31	141.2	30.1	348.3	32	-	32	185.0	0	326.5	8
FETAL DEATHS													
9 Total	13	7	6	51.0	42.2	67.4	3	1	2	17.3	13.3	20.4	9
10 Under 20 weeks gestation	4	4	-	15.7	24.1	0	1	-	1	5.8	0	10.2	10
11 20-27 weeks gestation	2	1	1	7.8	6.0	11.2	-	-	-	0	0	0	11
12 28 weeks and more	6	2	4	23.5	12.0	44.9	2	1	1	11.6	13.3	10.2	12
13 Unknown length of gestation	1	-	1	3.9	0	11.2	-	-	-	0	0	0	13
DEATHS													
14 Total, all ages	168	120	48	1235.3	1276.6	1142.9	106	68	38	1341.8	1545.5	1085.7	14
15 Under 1 year	13	4	9	51.0	24.1	101.1	5	3	2	28.9	40.0	20.4	15
16 Under 28 days	6	3	3	23.5	18.1	33.7	3	2	1	17.3	26.7	10.2	16
17 Deaths from immaturity	-	-	-	0	0	0	-	-	-	0	0	0	17
18 1-4 years **	4	1	3	-	-	-	-	-	-	-	-	-	18
19 Maternal deaths	-	-	-	0	0	0	-	-	-	0	0	0	19
CAUSE OF DEATH													
20 Dysentery (004,006,007,009)	2	-	2	14.7	0	47.6	1	-	1	12.7	0	28.6	20
21 Tuberculosis, all forms (010-019)	-	-	-	0	0	0	-	-	-	0	0	0	21
22 Meningococcal infections (036)	-	-	-	0	0	0	-	-	-	0	0	0	22
23 Acute infectious encephalitis (062-065)	-	-	-	0	0	0	-	-	-	0	0	0	23
24 Infectious hepatitis (070)	-	-	-	0	0	0	-	-	-	0	0	0	24
25 Typhus and other rickettsioses (080-083)	-	-	-	0	0	0	-	-	-	0	0	0	25
26 Venereal disease (090-099)	-	-	-	0	0	0	-	-	-	0	0	0	26
27 All other diseases classified as infective and parasitic (000-003, 005, 008, 020-035, 037-061, 066-069, 071-079, 084-089, 100-136)	3	2	1	22.1	21.3	23.8	-	-	-	0	0	0	27
28 Malignant neoplasms, including neoplasms of lymphatic and haematopoietic tissues (140-209)	19	15	4	139.7	159.6	95.2	19	14	5	240.5	318.2	142.9	28
29 Benign neoplasms and neoplasms of unspecified nature (210-239)	-	-	-	0	0	0	-	-	-	0	0	0	29
30 Diabetes Mellitus (250)	2	2	-	14.7	21.3	0	1	-	1	12.7	0	28.6	30
31 Avitaminoses & other nutritional deficiency (260-269)	-	-	-	0	0	0	-	-	-	0	0	0	31
32 Anemias (280-285)	-	-	-	0	0	0	-	-	-	0	0	0	32
33 Nonmeningococcal meningitis (320)	-	-	-	0	0	0	-	-	-	0	0	0	33
34 Active rheumatic fever (390-392)	1	1	-	7.4	10.6	0	-	-	-	0	0	0	34
35 Chronic rheumatic heart disease (393-398)	-	-	-	0	0	0	-	-	-	0	0	0	35
36 Hypertensive disease (400-404)	1	-	1	7.4	0	23.8	2	2	-	25.3	45.5	0	36
37 Ischaemic heart disease (410-414)	58	44	14	426.5	468.1	333.3	28	18	10	354.4	409.1	285.7	37
38 Other forms of heart disease (420-429)	8	8	-	58.8	85.1	0	6	4	2	75.9	90.9	57.1	38
39 Cerebrovascular disease (430-438)	17	11	6	125.0	117.0	142.9	17	9	8	215.2	204.5	228.6	39
40 General arteriosclerosis (440)	-	-	-	0	0	0	3	2	1	38.0	45.5	28.6	40
41 Other diseases of arteries, arterioles, & capillaries (441-448)	1	1	-	7.4	10.6	0	2	2	-	25.3	45.5	0	41
42 Influenza (470-474)	-	-	-	0	0	0	-	-	-	0	0	0	42
43 Pneumonia (480-486)	9	3	6	66.2	31.9	142.9	2	1	1	25.3	22.7	28.6	43
44 Bronchitis, emphysema and asthma (466, 490-493)	2	1	1	14.7	10.6	23.8	1	1	-	12.7	22.7	0	44
45 Other diseases of the respiratory system (460-465, 500-519)	-	-	-	0	0	0	-	-	-	0	0	0	45
46 Peptic ulcer (531-533)	2	2	-	14.7	21.3	0	-	-	-	0	0	0	46
47 Appendicitis (540-543)	-	-	-	0	0	0	-	-	-	0	0	0	47
48 Intestinal obstruction and hernia (550-553, 560)	-	-	-	0	0	0	1	1	-	12.7	22.7	0	48
49 Gastritis, duodenitis, enteritis & colitis (535, 561, 563)	-	-	-	0	0	0	-	-	-	0	0	0	49
50 Cirrhosis of liver (571)	6	6	-	44.1	63.8	0	1	1	-	12.7	22.7	0	50
51 Nephritis and nephrosis (580-584)	1	-	1	7.4	0	23.8	1	1	-	12.7	22.7	0	51
52 Hyperplasia of prostate (600)	-	-	-	0	0	0	-	-	-	0	0	0	52
53 Complications of pregnancy, childbirth and the puerperium (630-678)	-	-	-	0	0	0	-	-	-	0	0	0	53
54 Congenital anomalies (740-759)	1	1	-	7.4	10.6	0	-	-	-	0	0	0	54
55 Birth injuries, difficult labor and other anoxic and hypoxic conditions (764-768, 772, 776)	3	2	1	22.1	21.3	23.8	1	-	1	12.7	0	28.6	55
56 Other causes of neonatal mortality (760-763, 769-771, 773-775, 777-779)	1	1	-	7.4	10.6	0	-	-	-	0	0	0	56
57 Symptoms and ill-defined conditions (780-796)	1	1	-	7.4	10.6	0	1	1	-	12.7	22.7	0	57
58 All other diseases (residual)	6	4	2	44.1	42.6	47.6	2	1	1	25.3	22.7	28.6	58
59 Motor vehicle accidents (E810-E823)	7	7	-	51.5	74.5	0	11	6	5	139.2	136.4	142.9	59
60 All other accidents (E800-E807, E825-E949)	11	4	7	80.9	42.6	166.7	5	4	1	63.3	90.9	28.6	60
61 Suicides (E950-E959)	1	1	-	7.4	10.6	0	-	-	-	0	0	0	61
62 Homicides (E960-E969)	5	3	2	36.8	31.9	47.6	1	-	1	12.7	0	28.6	62
63 Legal intervention (E970-E978)	-	-	-	0	0	0	-	-	-	0	0	0	63
64 All other external injuries (E980-E999)	-	-	-	0	0	0	-	-	-	0	0	0	64

TABLE XIII VITAL STATISTICS, BY COUNTY, BY RACE, GEORGIA, 1970

ITEM	TELFAIR						TERRELL						
	Number			Rate or Ratio*			Number			Rate or Ratio*			
	Total	White	Non-White	Total	White	Non-White	Total	White	Non-White	Total	White	Non-White	
1 Estimated population as of July 1,	11,400	7,400	4,000				11,400	4,600	6,800				1
LIVE BIRTHS													
2 Total	213	119	94	18.7	16.1	23.5	252	74	178	22.1	16.1	26.2	2
3 Delivered in hospital	178	114	64	83.6%	95.8%	68.1%	158	73	85	62.7%	98.6%	47.8%	3
4 Delivered in home by physician	4	1	3	1.9%	0.8%	3.2%	2	-	2	0.2%	0%	1.1%	4
5 Delivered by midwife	30	3	27	14.1%	2.5%	28.7%	92	1	91	36.5%	1.4%	51.1%	5
6 Other deliveries	1	1	-	0.5%	0.8%	0%	-	-	-	0%	0%	0%	6
7 Immature births	19	7	12	89.2	58.8	127.7	26	7	19	103.2	94.6	106.7	7
8 Live births to unwed mothers	34	3	31	159.6	25.2	329.8	46	4	42	182.5	54.1	236.0	8
FETAL DEATHS													
9 Total	2	2	-	9.4	16.8	0	4	1	3	15.9	13.5	16.9	9
10 Under 20 weeks gestation	2	2	-	9.4	16.8	0	1	-	1	4.0	0	5.6	10
11 20-27 weeks gestation	-	-	-	0	0	0	-	-	-	0	0	0	11
12 28 weeks and more	-	-	-	0	0	0	3	1	2	11.9	13.5	11.2	12
13 Unknown length of gestation	-	-	-	0	0	0	-	-	-	0	0	0	13
DEATHS													
14 Total, all ages	137	95	42	1201.8	1283.8	1050.0	170	67	103	1491.2	1456.5	1514.7	14
15 Under 1 year	7	1	6	32.9	8.4	63.8	12	-	12	47.6	0	67.4	15
16 Under 28 days	3	-	3	14.1	0	31.9	5	-	5	19.8	0	28.1	16
17 Deaths from immaturity	1	-	1	4.7	0	10.6	-	-	-	0	0	0	17
18 1-4 years **	2	1	1	-	-	-	4	-	4	-	-	-	18
19 Maternal deaths	-	-	-	0	0	0	1	-	1	39.7	0	56.2	19
CAUSE OF DEATH													
20 Dysentery (004,006,007,009)	2	1	1	17.5	13.5	25.0	-	-	-	0	0	0	20
21 Tuberculosis, all forms (010-019)	-	-	-	0	0	0	-	-	-	0	0	0	21
22 Meningococcal Infections (036)	-	-	-	0	0	0	-	-	-	0	0	0	22
23 Acute infectious encephalitis (062-065)	-	-	-	0	0	0	-	-	-	0	0	0	23
24 Infectious Hepatitis (070)	-	-	-	0	0	0	-	-	-	0	0	0	24
25 Typhus and other rickettsioses (080-083)	-	-	-	0	0	0	-	-	-	0	0	0	25
26 Venereal disease (090-099)	-	-	-	0	0	0	-	-	-	0	0	0	26
27 All other diseases classified as infective and parasitic (000-003, 005, 008, 020-035, 037-061, 066-069, 071-079, 084-089, 100-136)	2	1	1	17.5	13.5	25.0	1	-	1	8.8	0	14.7	27
28 Malignant neoplasms, including neoplasms of lymphatic and haematopoietic tissues (140-209)	17	13	4	149.1	175.7	100.0	33	11	22	289.5	239.1	323.5	28
29 Benign neoplasms and neoplasms of unspecified nature (210-239)	-	-	-	0	0	0	-	-	-	0	0	0	29
30 Diabetes Mellitus (250)	4	2	2	35.1	27.0	50.0	2	2	-	17.5	43.5	0	30
31 Avitaminoses & other nutritional deficiency (260-269)	1	-	1	8.8	0	25.0	-	-	-	0	0	0	31
32 Anemias (280-285)	-	-	-	0	0	0	-	-	-	0	0	0	32
33 Nonmeningococcal meningitis (320)	-	-	-	0	0	0	1	-	1	8.8	0	14.7	33
34 Active rheumatic fever (390-392)	-	-	-	0	0	0	1	1	-	8.8	21.7	0	34
35 Chronic rheumatic heart disease (393-398)	-	-	-	0	0	0	1	-	1	8.8	0	14.7	35
36 Hypertensive disease (400-404)	2	2	-	17.5	27.0	0	2	1	1	17.5	21.7	14.7	36
37 Ischaemic heart disease (410-414)	38	28	10	333.3	378.4	250.0	37	26	11	324.6	565.2	161.8	37
38 Other forms of heart disease (420-429)	5	4	1	43.9	54.1	25.0	4	2	2	35.1	43.5	29.4	38
39 Cerebrovascular disease (430-438)	20	15	5	175.4	202.7	125.0	27	13	14	236.8	282.6	205.9	39
40 General arteriosclerosis (440)	7	4	3	61.4	54.1	75.0	1	-	1	8.8	0	14.7	40
41 Other diseases of arteries, arterioles, & capillaries (441-448)	2	2	-	17.5	27.0	0	5	1	4	43.9	21.7	58.8	41
42 Influenza (470-474)	2	1	1	17.5	13.5	25.0	1	-	1	8.8	0	14.7	42
43 Pneumonia (480-486)	1	-	1	8.8	0	25.0	8	-	8	70.2	0	117.6	43
44 Bronchitis, emphysema and asthma (465, 490-493)	3	3	-	26.3	40.5	0	2	-	2	17.5	0	29.4	44
45 Other diseases of the respiratory system (460-465, 500-519)	-	-	-	0	0	0	1	-	1	8.8	0	14.7	45
46 Peptic ulcer (531-533)	2	1	1	17.5	13.5	25.0	-	-	-	0	0	0	46
47 Appendicitis (540-543)	-	-	-	0	0	0	-	-	-	0	0	0	47
48 Intestinal obstruction and hernia (550-553, 560)	-	-	-	0	0	0	2	-	2	17.5	0	29.4	48
49 Gastritis, duodenitis, enteritis & colitis (535, 561, 563)	-	-	-	0	0	0	-	-	-	0	0	0	49
50 Cirrhosis of liver (571)	1	1	-	8.8	13.5	0	-	-	-	0	0	0	50
51 Nephritis and nephrosis (580-584)	1	-	1	8.8	0	25.0	5	-	5	43.9	0	73.5	51
52 Hyperplasia of prostate (600)	2	-	2	17.5	0	50.0	-	-	-	0	0	0	52
53 Complications of pregnancy, childbirth and the puerperium (630-678)	-	-	-	0	0	0	1	-	1	8.8	0	14.7	53
54 Congenital anomalies (740-759)	1	1	-	8.8	13.5	0	2	-	2	17.5	0	29.4	54
55 Birth injuries, difficult labor and other anoxic and hypoxic conditions (764-768, 772, 776)	1	-	1	8.8	0	25.0	1	-	1	8.8	0	14.7	55
56 Other causes of neonatal mortality (760-763, 769-771, 773-775, 777-779)	1	-	1	8.8	0	25.0	2	-	2	17.5	0	29.4	56
57 Symptoms and ill-defined conditions (780-796)	1	1	-	8.8	13.5	0	3	2	1	26.3	43.5	14.7	57
58 All other diseases (residual)	4	3	1	35.1	40.5	25.0	6	1	5	52.6	21.7	73.5	58
59 Motor vehicle accidents (E810-E823)	3	6	2	70.2	81.1	50.0	10	2	8	87.7	43.5	117.6	59
60 All other accidents (E800-E807, E825-E949)	5	4	1	42.9	54.1	25.0	9	5	4	73.9	109.7	58.8	60
61 Suicides (E950-E959)	1	1	-	8.8	13.5	0	-	-	-	0	0	0	61
62 Homicides (E960-E969)	3	1	2	26.3	13.5	50.0	2	-	2	17.5	0	29.4	62
63 Legal intervention (E970-E978)	-	-	-	0	0	0	-	-	-	0	0	0	63
64 All other external injuries (E980-E999)	-	-	-	0	0	0	-	-	-	0	0	0	64

TABLE XIII VITAL STATISTICS, BY COUNTY, BY RACE, GEORGIA, 1970

ITEM	THOMAS						TIFT						
	Number			Rate or Ratio*			Number			Rate or Ratio*			
	Total	White	Non-White	Total	White	Non-White	Total	White	Non-White	Total	White	Non-White	
1 Estimated population as of July 1,	33,700	20,300	13,400				27,200	19,400	7,800				1
LIVE BIRTHS													
2 Total	688	336	352	20.4	16.6	26.3	614	399	215	22.6	20.6	27.6	2
3 Delivered in hospital	576	328	248	83.7%	97.6%	70.5%	555	397	158	90.4%	99.5%	73.5%	3
4 Delivered in home by physician	3	-	3	0.4%	0%	0.9%	3	1	2	0.5%	0.3%	0.9%	4
5 Delivered by midwife	109	8	101	15.8%	2.4%	28.7%	55	-	55	9.0%	0%	25.6%	5
6 Other deliveries	-	-	-	0%	0%	0%	1	1	-	0.2%	0.3%	0%	6
7 Immature births	63	16	47	91.6	47.6	133.5	42	25	17	68.4	62.7	79.1	7
8 Live births to unwed mothers	91	5	86	132.3	14.9	244.3	75	10	65	122.1	25.1	302.3	8
FETAL DEATHS													
9 Total	63	39	24	91.6	116.1	68.2	21	9	12	34.2	22.6	55.8	9
10 Under 20 weeks gestation	44	31	13	64.0	92.3	36.9	7	5	2	11.4	12.5	9.3	10
11 20-27 weeks gestation	8	4	4	11.6	11.9	11.4	4	1	3	6.5	2.5	14.0	11
12 28 weeks and more	11	4	7	16.0	11.9	19.9	7	1	6	11.4	2.5	27.9	12
13 Unknown length of gestation	-	-	-	0	0	0	3	2	1	4.9	5.0	4.7	13
DEATHS													
14 Total, all ages	336	230	166	1175.1	1133.0	1238.8	227	149	78	834.6	768.0	1000.0	14
15 Under 1 year	20	6	14	29.1	17.9	39.8	15	7	8	24.4	17.5	37.2	15
16 Under 28 days	10	2	8	14.5	6.0	22.7	8	6	2	13.0	15.0	9.3	16
17 Deaths from immaturity	2	1	1	2.9	3.0	2.8	1	-	1	1.6	0	4.7	17
18 1-4 years **	2	1	1	-	-	-	1	-	1	-	-	-	18
19 Maternal deaths	-	-	-	0	0	0	-	-	-	0	0	0	19
CAUSE OF DEATH													
20 Dysentery (004,006,007,009)	1	-	1	3.0	0	7.5	-	-	-	0	0	0	20
21 Tuberculosis, all forms (010-019)	2	1	1	5.9	4.9	7.5	1	-	1	3.7	0	12.8	21
22 Meningococcal infections (036)	-	-	-	0	0	0	-	-	-	0	0	0	22
23 Acute infectious encephalitis (062-065)	-	-	-	0	0	0	-	-	-	0	0	0	23
24 Infectious hepatitis (070)	-	-	-	0	0	0	-	-	-	0	0	0	24
25 Typhus and other rickettsioses (080-083)	-	-	-	0	0	0	-	-	-	0	0	0	25
26 Venereal disease (090-099)	-	-	-	0	0	0	-	-	-	0	0	0	26
27 All other diseases classified as infective and parasitic (000-003, 005, 008, 020-035, 037-061, 066-069, 071-079, 084-089, 100-136)	1	-	1	3.0	0	7.5	1	1	-	3.7	5.2	0	27
28 Malignant neoplasms, including neoplasms of lymphatic and haematopoietic tissues (140-209)	55	30	25	163.2	147.8	186.6	43	28	15	158.1	144.3	192.3	28
29 Benign neoplasms and neoplasms of unspecified nature (210-239)	1	1	-	3.0	4.9	0	1	-	1	3.7	0	12.8	29
30 Diabetes Mellitus (250)	15	6	9	44.5	29.6	67.2	5	3	2	18.4	15.5	25.6	30
31 Avitaminoses & other nutritional deficiency (260-269)	-	-	-	0	0	0	1	-	1	3.7	0	12.8	31
32 Anemias (280-285)	1	-	1	3.0	0	7.5	1	-	1	3.7	0	12.8	32
33 Nonmeningococcal meningitis (320)	2	-	2	5.9	0	14.9	1	-	1	3.7	0	12.8	33
34 Active rheumatic fever (390-392)	-	-	-	0	0	0	-	-	-	0	0	0	34
35 Chronic rheumatic heart disease (393-399)	2	2	-	5.9	9.9	0	2	1	1	7.4	5.2	12.8	35
36 Hypertensive disease (400-404)	4	1	3	11.9	4.9	22.4	1	-	1	3.7	0	12.8	36
37 Ischaemic heart disease (410-414)	104	72	32	308.6	354.7	238.8	65	51	14	239.0	262.9	179.5	37
38 Other forms of heart disease (420-429)	10	3	7	29.7	14.2	52.2	10	7	3	36.8	36.1	38.5	38
39 Cerebrovascular disease (430-438)	64	31	33	189.9	152.7	246.3	29	17	12	106.6	87.6	153.8	39
40 General arteriosclerosis (440)	6	5	1	17.8	24.6	7.5	1	1	-	3.7	5.2	0	40
41 Other diseases of arteries, arterioles, & capillaries (441-448)	10	7	3	29.7	34.5	22.4	6	4	2	22.1	20.6	25.6	41
42 Influenza (470-474)	2	-	2	5.9	0	14.9	1	1	-	3.7	5.2	0	42
43 Pneumonia (480-486)	11	9	2	32.6	44.3	14.9	7	1	6	25.7	5.2	76.9	43
44 Bronchitis, emphysema and asthma (466, 490-493)	12	11	1	35.6	54.2	7.5	-	-	-	0	0	0	44
45 Other diseases of the respiratory system (460-465, 500-519)	2	2	-	5.9	9.9	0	1	1	-	3.7	5.2	0	45
46 Peptic ulcer (531-533)	4	2	2	11.9	9.9	14.9	3	2	1	11.0	10.3	12.8	46
47 Appendicitis (540-543)	-	-	-	0	0	0	-	-	-	0	0	0	47
48 Intestinal obstruction and hernia (550-553, 560)	1	1	-	3.0	4.9	0	1	1	-	3.7	5.2	0	48
49 Gastritis, duodenitis, enteritis & colitis (535, 561, 563)	-	-	-	0	0	0	-	-	-	0	0	0	49
50 Cirrhosis of liver (571)	3	3	-	8.9	14.8	0	3	3	-	11.0	15.5	0	50
51 Nephritis and nephrosis (580-584)	6	4	2	17.8	19.7	14.9	3	1	2	11.0	5.2	25.6	51
52 Hyperplasia of prostate (600)	4	2	2	11.9	9.9	14.9	-	-	-	0	0	0	52
53 Complications of pregnancy, childbirth and the puerperium (630-678)	-	-	-	0	0	0	-	-	-	0	0	0	53
54 Congenital anomalies (740-759)	2	1	1	5.9	4.9	7.5	1	1	-	3.7	5.2	0	54
55 Birth injuries, difficult labor and other anoxic and hypoxic conditions (764-768, 772, 776)	5	1	4	14.8	4.9	29.9	3	3	-	11.0	15.5	0	55
56 Other causes of neonatal mortality (760-763, 769-771, 773-775, 777-779)	2	1	1	5.9	4.9	7.5	3	2	1	11.0	10.3	12.8	56
57 Symptoms and ill-defined conditions (780-796)	5	2	3	14.8	9.9	22.4	3	-	3	11.0	0	38.5	57
58 All other diseases (residual)	21	11	10	62.3	54.2	74.6	12	11	1	44.1	56.7	12.8	58
59 Motor vehicle accidents (E810-E823)	15	9	6	44.5	44.3	44.8	6	3	3	22.1	15.5	38.5	59
60 All other accidents (E800-E807, E825-E949)	12	5	7	35.6	24.6	52.2	9	4	5	33.1	20.6	64.1	60
61 Suicides (E950-E959)	5	5	-	14.8	24.6	0	1	1	-	3.7	5.2	0	61
62 Homicides (E960-E969)	5	2	3	14.8	9.9	22.4	2	1	1	7.4	5.2	12.8	62
63 Legal intervention (E970-E978)	-	-	-	0	0	0	-	-	-	0	0	0	63
64 All other external injuries (E980-E999)	1	-	1	3.0	0	7.5	-	-	-	0	0	0	64

TABLE XIII VITAL STATISTICS, BY COUNTY, BY RACE, GEORGIA, 1970

ITEM	TOWNS						TOWNS						
	Number			Rate or Ratio*			Number			Rate or Ratio*			
	Total	White	Non-White	Total	White	Non-White	Total	White	Non-White	Total	White	Non-White	
1 Estimated population as of July 1,	19,200	14,000	5,200				4,600	4,600	0				1
LIVE BIRTHS													
2 Total	356	244	112	18.5	17.4	21.5	60	60	-	13.0	13.0	...	2
3 Delivered in hospital	315	242	73	88.5%	99.2%	65.2%	60	60	-	100.0%	100.0%	...	3
4 Delivered in home by physician	3	1	2	0.8%	0.4%	1.8%	-	-	-	0%	0%	...	4
5 Delivered by midwife	38	1	37	10.7%	0.4%	33.0%	-	-	-	0%	0%	...	5
6 Other deliveries	-	-	-	0%	0%	0%	-	-	-	0%	0%	...	6
7 Immature births	29	14	15	81.5	57.4	133.9	4	4	-	66.7	66.7	...	7
8 Live births to unwed mothers	47	14	33	132.0	57.4	294.6	2	2	-	33.3	33.3	...	8
FETAL DEATHS													
9 Total	18	9	9	50.6	36.9	80.4	2	2	-	33.3	33.3	...	9
10 Under 20 weeks gestation	4	4	-	11.2	16.4	0	1	1	-	16.7	16.7	...	10
11 20-27 weeks gestation	3	2	1	8.4	8.2	8.9	-	-	-	0	0	...	11
12 28 weeks and more	8	2	6	22.5	8.2	53.6	1	1	-	16.7	16.7	...	12
13 Unknown length of gestation	3	1	2	8.4	4.1	17.9	-	-	-	0	0	...	13
DEATHS													
14 Total, all ages	216	163	53	1125.0	1164.3	1019.2	39	39	-	847.8	847.8	...	14
15 Under 1 year	11	6	5	30.9	24.6	44.6	2	2	-	33.3	33.3	...	15
16 Under 28 days	8	4	4	22.5	16.4	35.7	2	2	-	33.3	33.3	...	16
17 Deaths from immaturity	2	-	2	5.6	0	17.9	-	-	-	0	0	...	17
18 1-4 years **	2	1	1	-	-	-	-	-	-	0	0	...	18
19 Maternal deaths	-	-	-	0	0	0	-	-	-	0	0	...	19
CAUSE OF DEATH													
20 Dysentery (004,006,007,009)	1	1	-	5.2	7.1	0	-	-	-	0	0	...	20
21 Tuberculosis, all forms (010-019)	-	-	-	0	0	0	-	-	-	0	0	...	21
22 Meningococcal Infections (036)	-	-	-	0	0	0	-	-	-	0	0	...	22
23 Acute infectious encephalitis (062-065)	-	-	-	0	0	0	-	-	-	0	0	...	23
24 Infectious Hepatitis (070)	1	1	-	5.2	7.1	0	-	-	-	0	0	...	24
25 Typhus and other rickettsioses (080-083)	-	-	-	0	0	0	-	-	-	0	0	...	25
26 Venereal disease (090-099)	-	-	-	0	0	0	-	-	-	0	0	...	26
27 All other diseases classified as Infective and parasitic (000-003, 005, 008, 020-035, 037-061, 066-069, 071-079, 084-089, 100-135)	-	-	-	0	0	0	-	-	-	0	0	...	27
28 Malignant neoplasms, including neoplasms of lymphatic and hematopoietic tissues (140-209)	25	21	4	130.2	150.0	76.9	2	2	-	43.5	43.5	...	28
29 Benign neoplasms and neoplasms of unspecified nature (210-239)	-	-	-	0	0	0	-	-	-	0	0	...	29
30 Diabetes Mellitus (250)	2	1	1	10.4	7.1	19.2	2	2	-	43.5	43.5	...	30
31 Avitaminoses & other nutritional deficiency (260-269)	-	-	-	0	0	0	-	-	-	0	0	...	31
32 Anemias (280-285)	-	-	-	0	0	0	-	-	-	0	0	...	32
33 Nonmeningococcal meningitis (320)	-	-	-	0	0	0	-	-	-	0	0	...	33
34 Active rheumatic fever (390-392)	-	-	-	0	0	0	-	-	-	0	0	...	34
35 Chronic rheumatic heart disease (393-398)	-	-	-	0	0	0	1	1	-	21.7	21.7	...	35
36 Hypertensive disease (400-404)	1	1	-	5.2	7.1	0	-	-	-	0	0	...	36
37 Ischaemic heart disease (410-414)	71	62	9	369.8	442.9	173.1	15	15	-	326.1	326.1	...	37
38 Other forms of heart disease (420-429)	4	2	2	20.8	14.3	38.5	-	-	-	0	0	...	38
39 Cerebrovascular disease (430-438)	35	22	13	182.3	157.1	250.0	8	8	-	173.9	173.9	...	39
40 General arteriosclerosis (440)	5	4	1	26.0	28.6	19.2	-	-	-	0	0	...	40
41 Other diseases of arteries, arterioles, and capillaries (441-448)	-	-	-	0	0	0	-	-	-	0	0	...	41
42 Influenza (470-474)	1	1	-	5.2	7.1	0	-	-	-	0	0	...	42
43 Pneumonia (480-486)	9	6	3	46.9	42.9	57.7	-	-	-	0	0	...	43
44 Bronchitis, emphysema and asthma (466, 490-493)	4	4	-	20.8	28.6	0	-	-	-	0	0	...	44
45 Other diseases of the respiratory system (460-465, 500-519)	1	-	1	5.2	0	19.2	-	-	-	0	0	...	45
46 Peptic ulcer (531-533)	3	2	1	15.6	14.3	19.2	-	-	-	0	0	...	46
47 Appendicitis (540-543)	-	-	-	0	0	0	-	-	-	0	0	...	47
48 Intestinal obstruction and hernia (550-553, 560)	-	-	-	0	0	0	-	-	-	0	0	...	48
49 Gastritis, duodenitis, enteritis & colitis (535, 561, 563)	-	-	-	0	0	0	1	1	-	21.7	21.7	...	49
50 Cirrhosis of liver (571)	2	2	-	10.4	14.3	0	-	-	-	0	0	...	50
51 Nephritis and nephrosis (580-584)	1	1	-	5.2	7.1	0	-	-	-	0	0	...	51
52 Hyperplasia of prostate (600)	1	1	-	5.2	7.1	0	-	-	-	0	0	...	52
53 Complications of pregnancy, childbirth and the puerperium (630-678)	-	-	-	0	0	0	-	-	-	0	0	...	53
54 Congenital anomalies (740-759)	2	2	-	10.4	14.3	0	1	1	-	21.7	21.7	...	54
55 Birth injuries, difficult labor and other anoxic and hypoxic conditions (764-768, 772, 776)	3	2	1	15.6	14.3	19.2	2	2	-	43.5	43.5	...	55
56 Other causes of neonatal mortality (760-763, 769-771, 773-775, 777-779)	2	-	2	10.4	0	38.5	-	-	-	0	0	...	56
57 Symptoms and ill-defined conditions (780-796)	1	1	-	5.2	7.1	0	-	-	-	0	0	...	57
58 All other diseases (residual)	15	9	6	78.1	64.3	115.4	3	3	-	65.2	65.2	...	58
59 Motor vehicle accidents (E810-E823)	12	9	3	62.5	64.3	57.7	3	3	-	65.2	65.2	...	59
60 All other accidents (E800-E807, E825-E949)	7	6	1	36.5	42.9	19.2	1	1	-	21.7	21.7	...	60
61 Suicides (E950-E959)	1	1	-	5.2	7.1	0	-	-	-	0	0	...	61
62 Homicides (E960-E969)	6	1	5	31.3	7.1	96.2	-	-	-	0	0	...	62
63 Legal Intervention (E970-E978)	-	-	-	0	0	0	-	-	-	0	0	...	63
64 All other external Injuries (E980-E999)	-	-	-	0	0	0	-	-	-	0	0	...	64

TABLE XIII VITAL STATISTICS, BY COUNTY, BY RACE, GEORGIA, 1970

ITEM	TRETLEN						TROUP						
	Number			Rate or Ratio*			Number			Rate or Ratio*			
	Total	White	Non-White	Total	White	Non-White	Total	White	Non-White	Total	White	Non-White	
1 Estimated population as of July 1,	5,600	3,700	1,900				44,400	30,300	14,100				1
LIVE BIRTHS													
2 Total	115	64	51	20.5	17.3	26.8	842	517	325	19.0	17.1	23.0	2
3 Delivered in hospital	92	62	30	80.0%	96.9%	58.8%	805	516	289	95.6%	99.8%	88.9%	3
4 Delivered in home by physician	-	-	-	0%	0%	0%	5	1	4	0.6%	0.2%	1.2%	4
5 Delivered by midwife	21	-	21	18.3%	0%	41.2%	29	-	29	3.4%	0%	8.9%	5
6 Other deliveries	2	2	-	1.7%	3.1%	0%	3	-	3	0.4%	0%	0.9%	6
7 Immature births	7	4	3	60.9	62.5	58.8	93	48	45	110.5	92.8	138.5	7
8 Live births to unwed mothers	14	5	9	121.7	78.1	176.5	122	13	109	144.9	25.1	335.4	8
FETAL DEATHS													
9 Total	1	-	1	8.7	0	19.6	23	11	12	27.3	21.3	36.9	9
10 Under 20 weeks gestation	-	-	-	0	0	0	6	4	2	7.1	7.7	6.2	10
11 20-27 weeks gestation	-	-	-	0	0	0	6	-	6	7.1	0	18.5	11
12 28 weeks and more	1	-	1	8.7	0	19.6	9	6	3	10.7	11.6	9.2	12
13 Unknown length of gestation	-	-	-	0	0	0	2	1	1	2.4	1.9	3.1	13
DEATHS													
14 Total, all ages	62	44	18	1107.1	1189.2	947.4	488	344	144	1099.1	1135.3	1021.3	14
15 Under 1 year	1	1	-	8.7	15.6	0	17	11	6	20.2	21.3	18.5	15
16 Under 28 days	1	1	-	8.7	15.6	0	12	10	2	14.3	19.3	6.2	16
17 Deaths from immaturity	-	-	-	0	0	0	1	-	1	1.2	0	3.1	17
18 1-4 years **	-	-	-	-	-	-	3	2	1	-	-	-	18
19 Maternal deaths	-	-	-	0	0	0	1	1	-	11.9	19.3	0	19
CAUSE OF DEATH													
20 Dysentery (004,006,007,009)	-	-	-	0	0	0	1	1	-	2.3	3.3	0	20
21 Tuberculosis, all forms (010-019)	-	-	-	0	0	0	4	3	1	9.0	9.9	7.1	21
22 Meningococcal infections (036)	-	-	-	0	0	0	-	-	-	0	0	0	22
23 Acute infectious encephalitis (062-065)	-	-	-	0	0	0	-	-	-	0	0	0	23
24 Infectious hepatitis (070)	-	-	-	0	0	0	-	-	-	0	0	0	24
25 Typhus and other rickettsioses (080-083)	-	-	-	0	0	0	-	-	-	0	0	0	25
26 Venereal disease (090-099)	-	-	-	0	0	0	-	-	-	0	0	0	26
27 All other diseases classified as infective and parasitic (000-003, 005, 008, 020-035, 037-061, 066-069, 071-079, 084-089, 100-136)	-	-	-	0	0	0	-	-	-	0	0	0	27
28 Malignant neoplasms, including neoplasms of lymphatic and haematopoietic tissues (140-209)	7	7	-	125.0	189.2	0	68	47	21	153.2	155.1	148.9	28
29 Benign neoplasms and neoplasms of unspecified nature (210-236)	1	1	-	17.9	27.0	0	-	-	-	0	0	0	29
30 Diabetes Mellitus (250)	4	1	3	71.4	27.0	157.9	3	-	3	6.8	0	21.3	30
31 Avitaminoses & other nutritional deficiency (260-269)	-	-	-	0	0	0	1	-	1	2.3	0	7.1	31
32 Anemias (280-285)	1	1	-	17.9	27.0	0	-	-	-	0	0	0	32
33 Nonmeningococcal meningitis (320)	-	-	-	0	0	0	1	-	1	2.3	0	7.1	33
34 Active rheumatic fever (390-392)	-	-	-	0	0	0	1	-	1	2.3	0	7.1	34
35 Chronic rheumatic heart disease (393-398)	-	-	-	0	0	0	2	1	1	4.5	3.3	7.1	35
36 Hypertensive disease (400-404)	-	-	-	0	0	0	6	3	3	13.5	9.9	21.3	36
37 Ischaemic heart disease (410-414)	9	8	1	160.7	216.2	52.6	156	113	43	351.4	372.9	305.0	37
38 Other forms of heart disease (420-429)	6	2	4	107.1	54.1	210.5	5	5	-	11.3	16.5	0	38
39 Cerebrovascular disease (430-438)	12	9	3	214.3	243.2	157.9	94	66	28	211.7	217.8	198.6	39
40 General arteriosclerosis (440)	2	2	-	35.7	54.1	0	3	2	1	6.8	6.6	7.1	40
41 Other diseases of arteries, arterioles, & capillaries (441-448)	-	-	-	0	0	0	8	7	1	18.0	23.1	7.1	41
42 Influenza (470-474)	-	-	-	0	0	0	2	1	1	4.5	3.3	7.1	42
43 Pneumonia (480-486)	2	1	1	35.7	27.0	52.6	13	6	7	29.3	19.8	49.6	43
44 Bronchitis, emphysema and asthma (466, 490-493)	1	-	1	17.9	0	52.6	10	10	-	22.5	33.0	0	44
45 Other diseases of the respiratory system (460-465, 500-519)	-	-	-	0	0	0	2	2	-	4.5	6.6	0	45
46 Peptic ulcer (531-533)	-	-	-	0	0	0	1	1	-	2.3	3.3	0	46
47 Appendicitis (540-543)	-	-	-	0	0	0	-	-	-	0	0	0	47
48 Intestinal obstruction and hernia (550-553, 560)	-	-	-	0	0	0	1	1	-	2.3	3.3	0	48
49 Gastritis, duodenitis, enteritis & colitis (535, 561, 563)	-	-	-	0	0	0	1	1	-	2.3	3.3	0	49
50 Cirrhosis of liver (571)	2	2	-	35.7	54.1	0	6	3	3	13.5	9.9	21.3	50
51 Nephritis and nephrosis (580-584)	-	-	-	0	0	0	3	-	3	6.8	0	21.3	51
52 Hyperplasia of prostate (600)	-	-	-	0	0	0	1	-	1	2.3	0	7.1	52
53 Complications of pregnancy, childbirth and the puerperium (630-678)	-	-	-	0	0	0	1	1	-	2.3	3.3	0	53
54 Congenital anomalies (740-759)	-	-	-	0	0	0	2	2	-	4.5	6.6	0	54
55 Birth injuries, difficult labor and other anoxic and hypoxic conditions (764-768, 772, 776)	1	1	-	17.9	27.0	0	4	4	-	9.0	13.2	0	55
56 Other causes of neonatal mortality (760-763, 769-771, 773-775, 777-779)	-	-	-	0	0	0	5	3	2	11.3	9.9	14.2	56
57 Symptoms and ill-defined conditions (780-796)	2	2	-	35.7	54.1	0	2	1	1	4.5	3.3	7.1	57
58 All other diseases (residual)	5	3	2	89.3	81.1	105.3	25	19	6	56.3	62.7	42.6	58
59 Motor vehicle accidents (E810-E823)	3	1	2	53.6	27.0	105.3	24	21	3	54.1	69.3	21.3	59
60 All other accidents (E800-E907, E825-E949)	1	1	-	17.9	27.0	0	21	15	6	47.3	49.5	42.6	60
61 Suicides (E950-E959)	2	2	-	35.7	54.1	0	2	2	-	4.5	6.6	0	61
62 Homicides (E960-E-969)	1	-	1	17.9	0	52.6	9	3	6	20.3	9.9	42.6	62
63 Legal intervention (E970-E978)	-	-	-	0	0	0	-	-	-	0	0	0	63
64 All other external injuries (E980-E999)	-	-	-	0	0	0	-	-	-	0	0	0	64

TABLE XIII VITAL STATISTICS, BY COUNTY, BY RACE, GEORGIA, 1970

ITEM	TURNER						TWIGGS						
	Number			Rate or Ratio*			Number			Rate or Ratio*			
	Total	White	Non-White	Total	White	Non-White	Total	White	Non-White	Total	White	Non-White	
1 Estimated population as of July 1,	8,700	5,600	3,100				8,200	3,600	4,600				1
LIVE BIRTHS													
2 Total	233	105	128	26.8	18.8	41.3	159	55	104	19.4	15.3	22.6	2
3 Delivered in hospital	231	105	126	99.1%	100.0%	98.4%	158	55	103	99.4%	100.0%	99.0%	3
4 Delivered in home by physician	2	-	2	0.9%	0%	1.6%	1	-	1	0.6%	0%	1.0%	4
5 Delivered by midwife	-	-	-	0%	0%	0%	-	-	-	0%	0%	0%	5
6 Other deliveries	-	-	-	0%	0%	0%	-	-	-	0%	0%	0%	6
7 Immature births	23	7	16	98.7	66.7	125.0	21	9	12	132.1	163.6	115.4	7
8 Live births to unwed mothers	45	3	42	193.1	28.6	328.1	35	2	33	220.1	36.4	317.3	8
FETAL DEATHS													
9 Total	2	-	2	8.6	0	15.6	5	-	5	31.4	0	48.1	9
10 Under 20 weeks gestation	1	-	1	4.3	0	7.8	3	-	3	18.9	0	28.8	10
11 20-27 weeks gestation	-	-	-	0	0	0	1	-	1	6.3	0	9.6	11
12 28 weeks and more	1	-	1	4.3	0	7.8	1	-	1	6.3	0	9.6	12
13 Unknown length of gestation	-	-	-	0	0	0	-	-	-	0	0	0	13
DEATHS													
14 Total, all ages	111	76	35	1275.9	1357.1	1129.0	85	36	49	1036.6	1000.0	1065.2	14
15 Under 1 year	10	3	7	42.9	28.6	54.7	4	1	3	25.2	18.2	28.8	15
16 Under 28 days	7	2	5	30.0	19.0	39.1	1	1	2	6.3	18.2	0	16
17 Deaths from immaturity	3	1	2	12.9	9.5	15.6	-	-	-	0	0	0	17
18 1-4 years **	-	-	-	-	-	-	2	-	2	-	-	-	18
19 Maternal deaths	-	-	-	0	0	0	-	-	-	0	0	0	19
CAUSE OF DEATH													
20 Dysentery (004,006,007,009)	-	-	-	0	0	0	-	-	-	0	0	0	20
21 Tuberculosis, all forms (010-019)	-	-	-	0	0	0	-	-	-	0	0	0	21
22 Meningococcal infections (036)	-	-	-	0	0	0	-	-	-	0	0	0	22
23 Acute infectious encephalitis (062-065)	-	-	-	0	0	0	-	-	-	0	0	0	23
24 Infectious Hepatitis (070)	-	-	-	0	0	0	-	-	-	0	0	0	24
25 Typhus and other rickettsioses (080-083)	-	-	-	0	0	0	-	-	-	0	0	0	25
26 Venereal disease (090-099)	-	-	-	0	0	0	-	-	-	0	0	0	26
27 All other diseases classified as infective and parasitic (000-003, 005, 008, 020-035, 037-061, 066-069, 071-079, 084-089, 100-136)	-	-	-	0	0	0	1	-	1	12.2	0	21.7	27
28 Malignant neoplasms, including neoplasms of lymphatic and haematopoietic tissues (140-209)	9	8	1	103.4	142.9	32.3	9	7	2	109.8	194.4	43.5	28
29 Benign neoplasms and neoplasms of unspecified nature (210-239)	-	-	-	0	0	0	-	-	-	0	0	0	29
30 Diabetes Mellitus (250)	1	1	-	11.5	17.9	0	2	1	1	24.4	27.8	21.7	30
31 Avitaminoses & other nutritional deficiency (260-269)	-	-	-	0	0	0	-	-	-	0	0	0	31
32 Anemias (280-285)	1	1	-	11.5	17.9	0	-	-	-	0	0	0	32
33 Nonmeningococcal meningitis (320)	-	-	-	0	0	0	-	-	-	0	0	0	33
34 Active rheumatic fever (390-392)	-	-	-	0	0	0	-	-	-	0	0	0	34
35 Chronic rheumatic heart disease (393-398)	1	-	1	11.5	0	32.3	-	-	-	0	0	0	35
36 Hypertensive disease (400-404)	-	-	-	0	0	0	2	-	2	24.4	0	43.5	36
37 Ischaemic heart disease (410-414)	48	36	12	551.7	642.9	387.1	18	9	9	219.5	250.0	195.7	37
38 Other forms of heart disease (420-429)	3	1	2	34.5	17.9	64.5	11	2	9	134.1	55.6	195.7	38
39 Cerebrovascular disease (430-438)	20	14	6	229.9	250.0	193.5	16	8	8	195.1	222.2	173.9	39
40 General arteriosclerosis (440)	-	-	-	0	0	0	2	2	-	24.4	55.6	0	40
41 Other diseases of arteries, arterioles, & capillaries (441-448)	1	1	-	11.5	17.9	0	-	-	-	0	0	0	41
42 Influenza (470-474)	-	-	-	0	0	0	2	-	2	24.4	0	43.5	42
43 Pneumonia (480-486)	4	2	2	46.0	35.7	64.5	7	2	5	85.4	55.6	108.7	43
44 Bronchitis, emphysema and asthma (466, 490-493)	-	-	-	0	0	0	-	-	-	0	0	0	44
45 Other diseases of the respiratory system (460-465, 500-519)	2	1	1	23.0	17.9	32.3	-	-	-	0	0	0	45
46 Peptic ulcer (531-533)	1	1	-	11.5	17.9	0	-	-	-	0	0	0	46
47 Appendicitis (540-543)	-	-	-	0	0	0	-	-	-	0	0	0	47
48 Intestinal obstruction and hernia (550-553, 560)	-	-	-	0	0	0	-	-	-	0	0	0	48
49 Gastritis, duodenitis, enteritis & colitis (535, 561, 563)	-	-	-	0	0	0	-	-	-	0	0	0	49
50 Cirrhosis of liver (571)	1	1	-	11.5	17.9	0	1	-	1	12.2	0	21.7	50
51 Nephritis and nephrosis (580-584)	-	-	-	0	0	0	-	-	-	0	0	0	51
52 Hyperplasia of prostate (600)	1	1	-	11.5	17.9	0	-	-	-	0	0	0	52
53 Complications of pregnancy, childbirth and the puerperium (630-678)	-	-	-	0	0	0	-	-	-	0	0	0	53
54 Congenital anomalies (740-759)	-	-	-	0	0	0	-	-	-	0	0	0	54
55 Birth injuries, difficult labor and other anoxic and hypoxic conditions (764-768, 772, 776)	2	1	1	23.0	17.9	32.3	-	-	-	0	0	0	55
56 Other causes of neonatal mortality (760-763, 769-771, 773-775, 777-779)	5	1	4	57.5	17.9	129.0	1	1	-	12.2	27.8	0	56
57 Symptoms and ill-defined conditions (780-796)	1	-	1	11.5	0	32.3	-	-	-	0	0	0	57
58 All other diseases (residual)	2	2	-	23.0	35.7	0	3	1	2	36.6	27.8	43.5	58
59 Motor vehicle accidents (E810-E823)	1	-	1	11.5	0	32.3	2	1	1	24.4	27.8	21.7	59
60 All other accidents (E800-E807, E825-E949)	5	4	1	57.5	71.4	32.3	7	2	5	85.4	55.6	108.7	60
61 Suicides (E950-E959)	-	-	-	0	0	0	-	-	-	0	0	0	61
62 Homicides (E960-E-969)	2	-	2	23.0	0	64.5	1	-	1	12.2	0	21.7	62
63 Legal intervention (E970-E978)	-	-	-	0	0	0	-	-	-	0	0	0	63
64 All other external injuries (E980-E999)	-	-	-	0	0	0	-	-	-	0	0	0	64

TABLE XIII VITAL STATISTICS, BY COUNTY, BY RACE, GEORGIA, 1970

ITEM	UNION						UPSON						
	Number			Rate or Ratio*			Number			Rate or Ratio*			
	Total	White	Non-White	Total	White	Non-White	Total	White	Non-White	Total	White	Non-White	
1 Estimated population as of July 1,	6,800	6,800	0				23,500	16,800	6,700				1
LIVE BIRTHS													
2 Total	117	117	-	17.2	17.2	...	430	289	141	18.3	17.2	21.0	2
3 Delivered in hospital	117	117	-	100.0%	100.0%	...	385	287	98	89.5%	99.3%	69.5%	3
4 Delivered in home by physician	-	-	-	0%	0%	...	4	-	4	0.9%	0%	2.8%	4
5 Delivered by midwife	-	-	-	0%	0%	...	40	1	39	9.3%	0.3%	27.7%	5
6 Other deliveries	-	-	-	0%	0%	...	1	1	-	0.2%	0.3%	0%	6
7 Immature births	10	10	-	85.5	85.5	...	43	25	18	100.0	86.5	127.7	7
8 Live births to unwed mothers	4	4	-	34.2	34.2	...	43	11	32	100.0	38.1	227.0	8
FETAL DEATHS													
9 Total	2	2	-	17.1	17.1	...	15	7	8	34.9	24.2	56.7	9
10 Under 20 weeks gestation	-	-	-	0	0	...	2	1	1	4.7	3.5	7.1	10
11 20-27 weeks gestation	1	1	-	8.5	8.5	...	3	-	3	7.0	0	21.3	11
12 28 weeks and more	1	1	-	8.5	8.5	...	8	4	4	18.6	13.8	28.4	12
13 Unknown length of gestation	-	-	-	0	0	...	2	2	-	4.7	6.9	0	13
DEATHS													
14 Total, all ages	67	67	-	985.3	985.3	...	272	179	93	1157.4	1065.5	1388.1	14
15 Under 1 year	2	2	-	17.1	17.1	...	9	3	6	20.9	10.4	42.6	15
16 Under 28 days	1	1	-	8.5	8.5	...	3	2	1	7.0	6.9	7.1	16
17 Deaths from immaturity	-	-	-	0	0	...	-	-	-	0	0	0	17
18 1-4 years **	-	-	-	0	0	...	2	-	2	0	0	0	18
19 Maternal deaths	-	-	-	0	0	...	-	-	-	0	0	0	19
CAUSE OF DEATH													
20 Dysentery (004,006,007,009)	-	-	-	0	0	...	-	-	-	0	0	0	20
21 Tuberculosis, all forms (010-019)	-	-	-	0	0	...	1	-	1	4.3	0	14.9	21
22 Meningococcal infections (036)	-	-	-	0	0	...	-	-	-	0	0	0	22
23 Acute infectious encephalitis (062-065)	-	-	-	0	0	...	-	-	-	0	0	0	23
24 Infectious hepatitis (070)	-	-	-	0	0	...	-	-	-	0	0	0	24
25 Typhus and other rickettsioses (080-083)	-	-	-	0	0	...	-	-	-	0	0	0	25
26 Venereal disease (090-099)	-	-	-	0	0	...	-	-	-	0	0	0	26
27 All other diseases classified as infective and parasitic (000-003, 005, 008, 020-035, 037-061, 066-069, 071-079, 084-089, 100-136)	-	-	-	0	0	...	-	-	-	0	0	0	27
28 Malignant neoplasms, including neoplasms of lymphatic and haematopoietic tissues (140-209)	10	10	-	147.1	147.1	...	35	26	9	148.9	154.8	134.3	28
29 Benign neoplasms and neoplasms of unspecified nature (210-239)	-	-	-	0	0	...	-	-	-	0	0	0	29
30 Diabetes Mellitus (250)	2	2	-	29.4	29.4	...	4	3	1	17.0	17.9	14.9	30
31 Avitaminoses & other nutritional deficiency (260-269)	-	-	-	0	0	...	-	-	-	0	0	0	31
32 Anemias (280-285)	-	-	-	0	0	...	-	-	-	0	0	0	32
33 Nonmeningococcal meningitis (320)	-	-	-	0	0	...	-	-	-	0	0	0	33
34 Active rheumatic fever (390-392)	-	-	-	0	0	...	-	-	-	0	0	0	34
35 Chronic rheumatic heart disease (393-398)	-	-	-	0	0	...	1	-	1	4.3	0	14.9	35
36 Hypertensive disease (400-404)	-	-	-	0	0	...	4	2	2	17.0	11.9	29.9	36
37 Ischaemic heart disease (410-414)	31	31	-	455.9	455.9	...	107	74	33	455.3	440.5	492.5	37
38 Other forms of heart disease (420-429)	-	-	-	0	0	...	5	2	3	21.3	11.9	44.8	38
39 Cerebrovascular disease (430-438)	9	9	-	132.4	132.4	...	49	30	19	208.5	178.6	283.6	39
40 General arteriosclerosis (440)	-	-	-	0	0	...	3	2	1	12.8	11.9	14.9	40
41 Other diseases of arteries, arterioles, & capillaries (441-448)	1	1	-	14.7	14.7	...	3	1	2	12.8	6.0	29.9	41
42 Influenza (470-474)	-	-	-	0	0	...	1	1	-	4.3	6.0	0	42
43 Pneumonia (480-486)	2	2	-	29.4	29.4	...	7	1	6	29.8	6.0	89.6	43
44 Bronchitis, emphysema and asthma (466, 490-493)	-	-	-	0	0	...	4	4	-	17.0	23.8	0	44
45 Other diseases of the respiratory system (460-465, 500-519)	1	1	-	14.7	14.7	...	3	3	-	12.8	17.9	0	45
46 Peptic ulcer (531-533)	-	-	-	0	0	...	-	-	-	0	0	0	46
47 Appendicitis (540-543)	-	-	-	0	0	...	-	-	-	0	0	0	47
48 Intestinal obstruction and hernia (550-553, 560)	2	2	-	29.4	29.4	...	-	-	-	0	0	0	48
49 Gastritis, duodenitis, enteritis & colitis (535, 561, 563)	-	-	-	0	0	...	-	-	-	0	0	0	49
50 Cirrhosis of liver (571)	-	-	-	0	0	...	2	2	-	8.5	11.9	0	50
51 Nephritis and nephrosis (580-584)	1	1	-	14.7	14.7	...	1	1	-	4.3	6.0	0	51
52 Hyperplasia of prostate (600)	-	-	-	0	0	...	-	-	-	0	0	0	52
53 Complications of pregnancy, childbirth and the puerperium (630-678)	-	-	-	0	0	...	-	-	-	0	0	0	53
54 Congenital anomalies (740-759)	-	-	-	0	0	...	-	-	-	0	0	0	54
55 Birth injuries, difficult labor and other anoxic and hypoxic conditions (764-768, 772, 776)	1	1	-	14.7	14.7	...	2	1	1	8.5	6.0	14.9	55
56 Other causes of neonatal mortality (760-763, 769-771, 773-775, 777-779)	-	-	-	0	0	...	1	1	-	4.3	6.0	0	56
57 Symptoms and ill-defined conditions (780-796)	-	-	-	0	0	...	1	1	-	4.3	6.0	0	57
58 All other diseases (residual)	3	3	-	44.1	44.1	...	18	10	8	76.6	59.5	119.4	58
59 Motor vehicle accidents (E810-E823)	2	2	-	29.4	29.4	...	9	7	2	38.3	41.7	29.9	59
60 All other accidents (E800-E807, E825-E949)	1	1	-	14.7	14.7	...	7	5	2	29.8	29.8	29.9	60
61 Suicides (E950-E959)	1	1	-	14.7	14.7	...	1	1	-	4.3	6.0	0	61
62 Homicides (E960-E969)	-	-	-	0	0	...	3	1	2	12.8	6.0	29.9	62
63 Legal intervention (E970-E978)	-	-	-	0	0	...	-	-	-	0	0	0	63
64 All other external injuries (E980-E999)	-	-	-	0	0	...	-	-	-	0	0	0	64

TABLE XIII VITAL STATISTICS, BY COUNTY, BY RACE, GEORGIA, 1970

ITEM	WALKER						WALTON						
	Number			Rate or Ratio*			Number			Rate or Ratio*			
	Total	White	Non-White	Total	White	Non-White	Total	White	Non-White	Total	White	Non-White	
1 Estimated population as of July 1,	50,800	48,300	2,500				23,500	16,900	6,600				1
LIVE BIRTHS													
2 Total	1,008	952	56	19.8	19.7	22.4	476	305	171	20.3	18.0	25.9	2
3 Delivered in hospital	1,005	949	56	99.7%	99.7%	100.0%	469	305	164	98.5%	100.0%	95.9%	3
4 Delivered in home by physician				0%	0%	0%	2		2	0.4%	0%	1.2%	4
5 Delivered by midwife	3	3		0.3%	0.3%	0%	5		5	1.1%	0%	2.9%	5
6 Other deliveries				0%	0%	0%				0%	0%	0%	6
7 Immature births	106	93	13	105.2	97.7	232.1	51	26	25	107.1	85.2	146.2	7
8 Live births to unwed mothers	51	36	15	50.6	37.8	267.9	68	6	62	142.9	19.7	362.6	8
FETAL DEATHS													
9 Total	19	19		18.8	20.0	0	13	8	5	27.3	26.2	29.2	9
10 Under 20 weeks gestation	6	6		6.0	6.3	0	6	5	1	12.6	16.4	5.8	10
11 20-27 weeks gestation	1	1		1.0	1.1	0				0	0	0	11
12 28 weeks and more	12	12		11.9	12.6	0	7	3	4	14.7	9.8	23.4	12
13 Unknown length of gestation				0	0	0				0	0	0	13
DEATHS													
14 Total, all ages	455	421	34	895.7	871.6	1360.0	241	191	50	1025.5	1130.2	757.6	14
15 Under 1 year	17	14	3	16.9	14.7	53.6	10	6	4	21.0	19.7	23.4	15
16 Under 28 days	17	14	3	16.9	14.7	53.6	10	3	3	6.3	9.8	0	16
17 Deaths from immaturity	3	3		3.0	3.2	0				0	0	0	17
18 1-4 years **	2	2					2	2					18
19 Maternal deaths	1	1		9.9	10.5	0				0	0	0	19
CAUSE OF DEATH													
20 Dysentery (004,006,007,009)				0	0	0				0	0	0	20
21 Tuberculosis, all forms-(010-019)	2	1	1	3.9	2.1	40.0	2	1	1	8.5	5.9	15.2	21
22 Meningococcal infections (036)				0	0	0				0	0	0	22
23 Acute infectious encephalitis (062-065)				0	0	0				0	0	0	23
24 Infectious hepatitis (070)				0	0	0				0	0	0	24
25 Typhus and other rickettsioses (080-083)				0	0	0				0	0	0	25
26 Venereal disease (090-099)	1		1	2.0	0	40.0				0	0	0	26
27 All other diseases classified as infective and parasitic (000-003, 005, 008, 020-035, 037-061, 066-069, 071-079, 084-089, 100-136)	1	1		2.0	2.1	0	1	1		4.3	5.9	0	27
28 Malignant neoplasms, including neoplasms of lymphatic and haematopoietic tissues (140-209)	58	53	5	114.2	109.7	200.0	31	22	9	131.9	130.2	136.4	28
29 Benign neoplasms and neoplasms of unspecified nature (210-239)	1	1		2.0	2.1	0				0	0	0	29
30 Diabetes Mellitus (250)	9	6	3	17.7	12.4	120.0	5	4	1	21.3	23.7	15.2	30
31 Avitaminoses & other nutritional deficiency (260-269)	1	1		2.0	2.1	0				0	0	0	31
32 Anemias (280-285)	2	1	1	3.9	2.1	40.0				0	0	0	32
33 Nonmeningococcal meningitis (320)				0	0	0				0	0	0	33
34 Active rheumatic fever (390-392)				0	0	0				0	0	0	34
35 Chronic rheumatic heart disease (393-398)	2	2		3.9	4.1	0				0	0	0	35
36 Hypertensive disease (400-404)	10	8	2	19.7	16.6	80.0	7	6	1	29.8	35.5	15.2	36
37 Ischaemic heart disease (410-414)	152	148	4	299.2	306.4	160.0	86	79	7	366.0	467.5	106.1	37
38 Other forms of heart disease (420-429)	17	15	1	33.5	33.1	40.0	2	2		8.5	11.8	0	38
39 Cerebrovascular disease (430-438)	45	40	5	88.6	82.8	200.0	38	29	9	161.7	171.6	136.4	39
40 General arteriosclerosis (440)	11	11		21.7	22.8	0				0	0	0	40
41 Other diseases of arteries, arterioles, & capillaries (441-448)	4	3	1	7.9	6.2	40.0	1	1		4.3	5.9	0	41
42 Influenza (470-474)	1	1		2.0	2.1	0	2	1	1	8.5	5.9	15.2	42
43 Pneumonia (480-486)	6	6		11.8	12.4	0	13	7	6	55.3	41.4	90.9	43
44 Bronchitis, emphysema and asthma (466, 490-493)	10	10		19.7	20.7	0				0	0	0	44
45 Other diseases of the respiratory system (460-465, 500-519)	3	3		5.9	6.2	0				0	0	0	45
46 Peptic ulcer (531-533)	2	2		3.9	4.1	0	1	1		4.3	5.9	0	46
47 Appendicitis (540-543)				0	0	0				0	0	0	47
48 Intestinal obstruction and hernia (550-553, 560)	2	2		3.9	4.1	0				0	0	0	48
49 Gastritis, duodenitis, enteritis & colitis (535, 561, 563)				0	0	0				0	0	0	49
50 Cirrhosis of liver (571)	3	3		5.9	6.2	0	2	1	1	8.5	5.9	15.2	50
51 Nephritis and nephrosis (580-584)	3	3		5.9	6.2	0				0	0	0	51
52 Hyperplasia of prostate (600)	1	1		2.0	2.1	0				0	0	0	52
53 Complications of pregnancy, childbirth and the puerperium (630-678)	1	1		2.0	2.1	0				0	0	0	53
54 Congenital anomalies (740-759)	4	4		7.9	8.3	0	2	2		8.5	11.8	0	54
55 Birth injuries, difficult labor and other anoxic and hypoxic conditions (764-768, 772, 776)	9	7	2	17.7	14.5	80.0	3	3		12.8	17.8	0	55
56 Other causes of neonatal mortality (760-763, 769-771, 773-775, 777-779)	5	5		9.8	10.4	0				0	0	0	56
57 Symptoms and ill-defined conditions (780-796)	3	3		5.9	6.2	0	2	1	1	8.5	5.9	15.2	57
58 All other diseases (residual)	31	28	3	61.0	58.0	120.0	12	9	3	51.1	53.3	45.5	58
59 Motor vehicle accidents (E810-E823)	19	17	2	37.4	35.2	80.0	14	12	2	59.6	71.0	30.3	59
60 All other accidents (E800-E807, E825-E949)	21	20	1	41.3	41.4	40.0	4	4		17.0	23.7	0	60
61 Suicides (E950-E959)	8	8		15.7	16.6	0	4	4		17.0	23.7	0	61
62 Homicides (E960-E969)	7	5	2	13.8	10.4	80.0	9	1	8	38.3	5.9	121.2	62
63 Legal intervention (E970-E978)				0	0	0				0	0	0	63
64 All other external injuries (E980-E999)				0	0	0				0	0	0	64

TABLE XIII VITAL STATISTICS, BY COUNTY, BY RACE, GEORGIA, 1970

ITEM	WARE						WARREN						
	Number			Rate or Ratio*			Number			Rate or Ratio*			
	Total	White	Non-White	Total	White	Non-White	Total	White	Non-White	Total	White	Non-White	
1 Estimated population as of July 1,	33,500	25,900	7,600				6,700	2,800	3,900				1
LIVE BIRTHS													
2 Total	681	489	192	20.3	18.9	25.3	129	34	95	19.3	12.1	24.4	2
3 Delivered in hospital	679	489	190	99.7%	100.0%	99.0%	129	34	95	100.0%	100.0%	100.0%	3
4 Delivered in home by physician	1	-	1	0.1%	0%	0.5%	-	-	-	0%	0%	0%	4
5 Delivered by midwife	1	-	1	0.1%	0%	0.5%	-	-	-	0%	0%	0%	5
6 Other deliveries	-	-	-	0%	0%	0%	-	-	-	0%	0%	0%	6
7 Immature births	57	30	27	83.7	61.3	140.6	20	6	14	155.0	176.5	147.4	7
8 Live births to unwed mothers	99	17	82	145.4	34.8	427.1	37	-	37	286.8	0	389.5	8
FETAL DEATHS													
9 Total	22	11	11	32.3	22.5	57.3	4	2	2	31.0	58.8	21.1	9
10 Under 20 weeks gestation	9	5	4	13.2	10.2	20.8	2	1	1	15.5	29.4	10.5	10
11 20-27 weeks gestation	3	1	2	4.4	2.0	10.4	1	1	-	7.8	29.4	0	11
12 28 weeks and more	10	5	5	14.7	10.2	26.0	1	-	1	7.8	0	10.5	12
13 Unknown length of gestation	-	-	-	0	0	0	-	-	-	0	0	0	13
DEATHS													
14 Total, all ages	404	292	112	1206.0	1127.4	1473.7	84	48	36	1253.7	1714.3	923.1	14
15 Under 1 year	7	6	1	10.3	12.3	5.2	5	1	4	38.8	29.4	42.1	15
16 Under 28 days	5	4	1	7.3	8.2	5.2	2	1	1	15.5	29.4	10.5	16
17 Deaths from immaturity	-	-	-	0	0	0	-	-	-	0	0	0	17
18 1-4 years **	3	1	2	-	-	-	1	-	1	-	-	-	18
19 Maternal deaths	-	-	-	0	0	0	-	-	-	0	0	0	19
CAUSE OF DEATH													
20 Dysentery (004,006,007,009)	-	-	-	0	0	0	-	-	-	0	0	0	20
21 Tuberculosis, all forms (010-019)	2	1	1	6.0	3.9	13.2	-	-	-	0	0	0	21
22 Meningococcal infections (036)	-	-	-	0	0	0	-	-	-	0	0	0	22
23 Acute infectious encephalitis (062-065)	-	-	-	0	0	0	-	-	-	0	0	0	23
24 Infectious Hepatitis (070)	-	-	-	0	0	0	-	-	-	0	0	0	24
25 Typhus and other rickettsioses (090-093)	-	-	-	0	0	0	-	-	-	0	0	0	25
26 Venereal disease (090-099)	1	-	1	3.0	0	13.2	-	-	-	0	0	0	26
27 All other diseases classified as infective and parasitic (000-003, 005, 008, 020-035, 037-061, 066-069, 071-079, 084-089, 100-136)	1	-	1	3.0	0	13.2	2	1	1	29.9	35.7	25.6	27
28 Malignant neoplasms, including neoplasms of lymphatic and haematopoietic tissues (140-209)	47	40	7	140.3	154.4	92.1	6	4	2	89.6	142.9	51.3	28
29 Benign neoplasms and neoplasms of unspecified nature (210-239)	1	1	-	3.0	3.9	0	-	-	-	0	0	0	29
30 Diabetes Mellitus (250)	11	8	3	32.8	30.9	39.5	-	-	-	0	0	0	30
31 Avitaminoses & other nutritional deficiency (260-269)	1	1	-	3.0	3.9	0	2	-	2	29.9	0	51.3	31
32 Anemias (280-285)	2	1	1	6.0	3.9	13.2	-	-	-	0	0	0	32
33 Nonmeningococcal meningitis (320)	-	-	-	0	0	0	-	-	-	0	0	0	33
34 Active rheumatic fever (390-392)	1	1	-	3.0	3.9	0	-	-	-	0	0	0	34
35 Chronic rheumatic heart disease (393-398)	2	1	1	6.0	3.9	13.2	1	1	-	14.9	35.7	0	35
36 Hypertensive disease (400-404)	5	2	3	14.9	7.7	39.5	2	-	2	29.9	0	51.3	36
37 Ischaemic heart disease (410-414)	144	103	41	429.9	297.7	539.5	22	19	3	328.4	678.6	76.9	37
38 Other forms of heart disease (420-429)	11	8	3	32.8	30.9	39.5	5	1	4	74.6	35.7	102.6	38
39 Cerebrovascular disease (430-438)	35	22	13	104.5	84.9	171.1	15	4	11	223.9	142.9	282.1	39
40 General arteriosclerosis (440)	1	1	-	3.0	3.9	0	1	-	1	14.9	0	25.6	40
41 Other diseases of arteries, arterioles, & capillaries (441-448)	5	2	3	14.9	7.7	39.5	-	-	-	0	0	0	41
42 Influenza (470-474)	3	-	3	9.0	0	39.5	-	-	-	0	0	0	42
43 Pneumonia (480-486)	30	18	12	89.6	69.5	157.9	5	2	3	74.6	71.4	76.9	43
44 Bronchitis, emphysema and asthma (466, 490-493)	5	5	-	14.9	19.3	0	2	2	-	29.9	71.4	0	44
45 Other diseases of the respiratory system (460-465, 500-519)	8	6	2	23.9	23.2	26.3	-	-	-	0	0	0	45
46 Peptic ulcer (531-533)	1	1	-	3.0	3.9	0	-	-	-	0	0	0	46
47 Appendicitis (540-543)	1	1	-	3.0	3.9	0	-	-	-	0	0	0	47
48 Intestinal obstruction and hernia (550-553, 560)	2	2	-	6.0	7.7	0	-	-	-	0	0	0	48
49 Gastritis, duodenitis, enteritis & colitis (535, 561, 563)	1	1	-	3.0	3.9	0	-	-	-	0	0	0	49
50 Cirrhosis of liver (571)	9	5	4	26.9	19.3	52.6	-	-	-	0	0	0	50
51 Nephritis and nephrosis (580-584)	2	-	2	6.0	0	26.3	-	-	-	0	0	0	51
52 Hyperplasia of prostate (600)	-	-	-	0	0	0	-	-	-	0	0	0	52
53 Complications of pregnancy, childbirth and the puerperium (630-678)	-	-	-	0	0	0	-	-	-	0	0	0	53
54 Congenital anomalies (740-759)	3	3	-	9.0	11.6	0	-	-	-	0	0	0	54
55 Birth injuries, difficult labor and other anoxic and hypoxic conditions (764-768, 772, 776)	2	1	1	6.0	3.9	13.2	1	-	1	14.9	0	25.6	55
56 Other causes of neonatal mortality (760-763, 768-771, 773-775, 777-779)	-	-	-	0	0	0	1	1	-	14.9	35.7	0	56
57 Symptoms and ill-defined conditions (780-796)	1	1	-	3.0	3.9	0	5	5	1	89.6	178.6	25.6	57
58 All other diseases (residual)	22	16	6	65.7	61.8	78.9	2	1	1	29.9	35.7	25.6	58
59 Motor vehicle accidents (E810-E823)	21	21	-	62.7	81.1	0	4	3	1	59.7	107.1	25.6	59
60 All other accidents (E800-E807, E825-E949)	15	12	3	44.8	46.3	39.5	3	1	2	44.8	35.7	51.3	60
61 Suicides (E950-E959)	5	4	1	14.9	15.4	13.2	2	2	-	29.9	71.4	0	61
62 Homicides (E960-E969)	3	3	-	9.0	11.6	0	2	1	1	29.9	35.7	25.6	62
63 Legal intervention (E970-E978)	-	-	-	0	0	0	-	-	-	0	0	0	63
64 All other external injuries (E980-E999)	-	-	-	0	0	0	-	-	-	0	0	0	64

TABLE XIII VITAL STATISTICS, BY COUNTY, BY RACE, GEORGIA, 1970

ITEM	WASHINGTON						WAYNE						
	Number			Rate or Ratio*			Number			Rate or Ratio*			
	Total	White	Non-White	Total	White	Non-White	Total	White	Non-White	Total	White	Non-White	
1 Estimated population as of July 1,	17,400	8,100	9,300				17,900	14,100	3,800				1
LIVE BIRTHS													
2 Total	338	126	212	19.4	15.6	22.8	356	269	87	19.9	19.1	22.9	2
3 Delivered in hospital	286	126	160	84.6%	100.0%	75.5%	354	269	85	99.4%	100.0%	97.7%	3
4 Delivered in home by physician	-	-	-	0%	0%	0%	2	-	2	0.6%	0%	2.3%	4
5 Delivered by midwife	52	-	52	15.4%	0%	24.5%	-	-	-	0%	0%	0%	5
6 Other deliveries	-	-	-	0%	0%	0%	-	-	-	0%	0%	0%	6
7 Immature births	38	11	27	112.4	87.3	127.4	33	16	17	92.7	59.5	195.4	7
8 Live births to unwed mothers	66	3	63	195.3	23.8	297.2	39	9	30	109.6	33.5	344.8	8
FETAL DEATHS													
9 Total	12	4	8	35.5	31.7	37.7	6	6	-	16.9	22.3	0	9
10 Under 20 weeks gestation	1	1	-	3.0	7.9	0	2	2	-	5.6	7.4	0	10
11 20-27 weeks gestation	4	2	2	11.8	15.9	9.4	1	1	-	2.8	3.7	0	11
12 28 weeks and more	6	-	6	17.8	0	28.3	3	3	-	8.4	11.2	0	12
13 Unknown length of gestation	1	1	-	3.0	7.9	0	-	-	-	0	0	0	13
DEATHS													
14 Total, all ages	212	100	112	1218.4	1234.6	1204.3	175	130	45	977.7	922.0	1184.2	14
15 Under 1 year	13	6	7	38.5	47.6	33.0	8	5	3	22.5	18.6	34.5	15
16 Under 28 days	9	6	3	26.6	47.6	14.2	5	3	2	14.0	11.2	23.0	16
17 Deaths from immaturity	2	2	-	5.9	15.9	0	1	1	-	2.8	3.7	0	17
18 1-4 years **	1	-	1	-	-	-	2	2	-	-	-	-	18
19 Maternal deaths	-	-	-	0	0	0	1	-	1	28.1	0	114.9	19
CAUSE OF DEATH													
20 Dysentery (004,005,007,009)	1	1	-	5.7	12.3	0	1	1	-	5.6	7.1	0	20
21 Tuberculosis, all forms (010-019)	1	1	-	5.7	12.3	0	-	-	-	0	0	0	21
22 Meningococcal infections (036)	-	-	-	0	0	0	-	-	-	0	0	0	22
23 Acute infectious encephalitis (062-065)	-	-	-	0	0	0	-	-	-	0	0	0	23
24 Infectious hepatitis (070)	-	-	-	0	0	0	-	-	-	0	0	0	24
25 Typhus and other rickettsioses (080-083)	-	-	-	0	0	0	-	-	-	0	0	0	25
26 Venereal disease (090-099)	-	-	-	0	0	0	-	-	-	0	0	0	26
27 All other diseases classified as infective and parasitic (000-003, 005, 008, 020-035, 037-061, 066-069, 071-079, 084-089, 100-136)	-	-	-	0	0	0	-	-	-	0	0	0	27
28 Malignant neoplasms, including neoplasms of lymphatic and haematopoietic tissues (140-209)	30	13	17	172.4	160.5	182.8	18	16	2	100.6	113.5	52.6	28
29 Benign neoplasms and neoplasms of unspecified nature (210-239)	1	-	1	5.7	0	10.8	1	1	-	5.6	7.1	0	29
30 Diabetes Mellitus (250)	7	2	5	40.2	24.7	53.8	3	2	1	16.8	14.2	26.3	30
31 Avitaminoses & other nutritional deficiency (260-269)	-	-	-	0	0	0	1	-	1	5.6	0	26.3	31
32 Anemias (280-285)	-	-	-	0	0	0	-	-	-	0	0	0	32
33 Nonmeningococcal meningitis (320)	1	1	-	5.7	12.3	0	-	-	-	0	0	0	33
34 Active rheumatic fever (390-392)	-	-	-	0	0	0	-	-	-	0	0	0	34
35 Chronic rheumatic heart disease (393-398)	-	-	-	0	0	0	1	1	-	5.6	7.1	0	35
36 Hypertensive disease (400-404)	3	-	3	17.2	0	32.3	2	1	1	11.2	7.1	26.3	36
37 Ischaemic heart disease (410-414)	77	40	37	442.5	493.8	397.8	64	51	13	357.5	361.7	342.1	37
38 Other forms of heart disease (420-429)	4	2	2	23.0	24.7	21.5	5	5	-	27.9	35.5	0	38
39 Cerebrovascular disease (430-438)	30	14	16	172.4	172.8	172.0	21	13	8	117.3	92.2	210.5	39
40 General arteriosclerosis (440)	3	2	1	17.2	24.7	10.8	3	3	-	16.8	21.3	0	40
41 Other diseases of arteries, arterioles, & capillaries (441-448)	-	-	-	0	0	0	3	2	1	16.8	14.2	26.3	41
42 Influenza (470-474)	1	-	1	5.7	0	10.8	-	-	-	0	0	0	42
43 Pneumonia (480-486)	7	2	5	40.2	24.7	53.8	3	2	1	16.8	14.2	26.3	43
44 Bronchitis, emphysema and asthma (466, 490-493)	4	2	2	23.0	24.7	21.5	2	2	-	11.2	14.2	0	44
45 Other diseases of the respiratory system (460-465, 500-519)	2	1	1	11.5	12.3	10.8	1	1	-	5.6	7.1	0	45
46 Peptic ulcer (531-533)	1	1	-	5.7	12.3	0	-	-	-	0	0	0	46
47 Appendicitis (540-543)	-	-	-	0	0	0	-	-	-	0	0	0	47
48 Intestinal obstruction and hernia (550-553, 560)	-	-	-	0	0	0	-	-	-	0	0	0	48
49 Gastritis, duodenitis, enteritis & colitis (535, 561, 563)	1	-	1	5.7	0	10.8	1	1	-	5.6	7.1	0	49
50 Cirrhosis of liver (571)	1	1	-	5.7	12.3	0	2	1	1	11.2	7.1	26.3	50
51 Nephritis and nephrosis (580-584)	3	-	3	17.2	0	32.3	-	-	-	0	0	0	51
52 Hypertrophy of prostate (600)	-	-	-	0	0	0	-	-	-	0	0	0	52
53 Complications of pregnancy, childbirth and the puerperium (630-678)	-	-	-	0	0	0	1	-	1	5.6	0	26.3	53
54 Congenital anomalies (740-759)	-	-	-	0	0	0	3	2	1	16.8	14.2	26.3	54
55 Birth injuries, difficult labor and other anoxic and hypoxic conditions (764-768, 772, 776)	4	2	2	23.0	24.7	21.5	2	1	1	11.2	7.1	26.3	55
56 Other causes of neonatal mortality (760-763, 769-771, 773-775, 777-779)	5	4	1	28.7	49.4	10.8	2	2	-	11.2	14.2	0	56
57 Symptoms and ill-defined conditions (780-796)	2	-	2	11.5	0	21.5	-	-	-	0	0	0	57
58 All other diseases (residual)	12	7	5	69.0	86.4	53.8	7	4	3	39.1	28.4	78.9	58
59 Motor vehicle accidents (E810-E823)	4	3	1	23.0	37.0	10.8	13	9	4	72.6	63.8	105.3	59
60 All other accidents (E800-E807, E825-E949)	6	1	5	34.5	12.3	53.8	11	7	4	61.5	49.6	105.3	60
61 Suicides (E950-E959)	-	-	-	0	0	0	1	1	-	5.6	7.1	0	61
62 Homicides (E960-E969)	1	-	1	5.7	0	10.8	3	1	2	16.8	7.1	52.6	62
63 Legal intervention (E970-E978)	-	-	-	0	0	0	-	-	-	0	0	0	63
64 All other external injuries (E980-E999)	-	-	-	0	0	0	-	-	-	0	0	0	64

TABLE XIII VITAL STATISTICS, BY COUNTY, BY RACE, GEORGIA, 1970

ITEM	WEBSTER						WHFELEER						
	Number			Rate or Ratio*			Number			Rate or Ratio*			
	Total	White	Non-White	Total	White	Non-White	Total	White	Non-White	Total	White	Non-White	
1 Estimated population as of July 1,	2,300	1,000	1,300				4,600	3,200	1,400				1
LIVE BIRTHS													
2 Total	41	20	21	17.8	20.0	16.2	67	45	21	14.6	14.4	15.0	2
3 Delivered in hospital	32	20	12	78.0%	100.0%	57.1%	63	46	17	94.0%	100.0%	81.0%	3
4 Delivered in home by physician	-	-	-	0%	0%	0%	-	-	-	0%	0%	0%	4
5 Delivered by midwife	9	-	9	22.0%	0%	42.9%	4	-	4	6.0%	0%	17.0%	5
6 Other deliveries	-	-	-	0%	0%	0%	-	-	-	0%	0%	0%	6
7 Immature births	2	1	1	48.8	50.0	47.6	8	7	1	119.4	152.2	47.6	7
8 Live births to unwed mothers	9	-	8	195.1	0	381.0	8	4	4	119.4	37.5	190.5	8
FETAL DEATHS													
9 Total	4	-	4	97.6	0	190.5	-	-	-	0	0	0	9
10 Under 20 weeks gestation	2	-	2	48.8	0	95.2	-	-	-	0	0	0	10
11 20-27 weeks gestation	-	-	-	0	0	0	-	-	-	0	0	0	11
12 28 weeks and more	2	-	2	48.8	0	95.2	-	-	-	0	0	0	12
13 Unknown length of gestation	-	-	-	0	0	0	-	-	-	0	0	0	13
DEATHS													
14 Total, all ages	32	18	14	1391.3	1800.0	1076.9	50	32	19	1037.0	1000.0	1235.7	14
15 Under 1 year	1	1	-	24.4	50.0	0	1	1	-	14.9	21.7	0	15
16 Under 28 days	1	1	-	24.4	50.0	0	1	1	-	14.9	21.7	0	16
17 Deaths from immaturity	-	-	-	0	0	0	1	1	-	14.9	21.7	0	17
18 1-4 years **	-	-	-	0	0	0	-	-	-	0	0	0	18
19 Maternal deaths	-	-	-	0	0	0	-	-	-	0	0	0	19
CAUSE OF DEATH													
20 Dysentery (004,006,007,009)	-	-	-	0	0	0	-	-	-	0	0	0	20
21 Tuberculosis, all forms (010-019)	-	-	-	0	0	0	-	-	-	0	0	0	21
22 Meningococcal Infections (036)	-	-	-	0	0	0	-	-	-	0	0	0	22
23 Acute infectious encephalitis (052-065)	-	-	-	0	0	0	-	-	-	0	0	0	23
24 Infectious Hepatitis (070)	-	-	-	0	0	0	-	-	-	0	0	0	24
25 Typhus and other rickettsias (080-083)	-	-	-	0	0	0	-	-	-	0	0	0	25
26 Venereal disease (090-099)	-	-	-	0	0	0	-	-	-	0	0	0	26
27 All other diseases classified as infective and parasitic (000-003, 005, 008, 020-035, 037-061, 066-069, 071-079, 084-089, 100-136)	-	-	-	0	0	0	-	-	-	0	0	0	27
28 Malignant neoplasms, including neoplasms of lymphatic and haematopoietic tissues (140-209)	6	4	2	260.9	400.0	153.8	8	5	3	173.9	156.3	214.3	28
29 Benign neoplasms and neoplasms of unspecified nature (210-239)	-	-	-	0	0	0	-	-	-	0	0	0	29
30 Diabetes Mellitus (250)	1	1	-	43.5	100.0	0	2	1	1	43.5	31.3	71.4	30
31 Avitaminosis & other nutritional deficiency (260-269)	-	-	-	0	0	0	-	-	-	0	0	0	31
32 Anomias (280-285)	-	-	-	0	0	0	-	-	-	0	0	0	32
33 Nonmeningococcal meningitis (320)	-	-	-	0	0	0	-	-	-	0	0	0	33
34 Active rheumatic fever (390-392)	-	-	-	0	0	0	1	-	1	21.7	0	71.4	34
35 Chronic rheumatic heart disease (393-398)	-	-	-	0	0	0	-	-	-	0	0	0	35
36 Hypertensive disease (400-404)	-	-	-	0	0	0	-	-	-	0	0	0	36
37 Ischaemic heart disease (410-414)	7	5	2	304.3	500.0	153.8	17	13	4	369.6	406.3	235.7	37
38 Other forms of heart disease (420-429)	5	4	1	217.4	400.0	76.9	1	1	-	21.7	31.3	0	38
39 Cerebrovascular disease (430-438)	2	1	1	87.0	100.0	76.9	12	7	5	260.9	219.8	357.1	39
40 General arteriosclerosis (440)	1	1	-	43.5	100.0	0	1	1	-	21.7	31.3	0	40
41 Other diseases of arteries, arterioles, & capillaries (441-448)	-	-	-	0	0	0	-	-	-	0	0	0	41
42 Influenza (470-474)	-	-	-	0	0	0	1	-	1	21.7	0	71.4	42
43 Pneumonia (480-486)	2	2	-	87.0	200.0	0	-	-	-	0	0	0	43
44 Bronchitis, emphysema and asthma (466, 490-493)	1	-	1	43.5	0	76.9	-	-	-	0	0	0	44
45 Other diseases of the respiratory system (460-465, 500-519)	-	-	-	0	0	0	-	-	-	0	0	0	45
46 Peptic ulcer (531-533)	-	-	-	0	0	0	-	-	-	0	0	0	46
47 Appendicitis (540-543)	-	-	-	0	0	0	-	-	-	0	0	0	47
48 Intestinal obstruction and hernia (550-553, 560)	-	-	-	0	0	0	-	-	-	0	0	0	48
49 Gastritis, duodenitis, enteritis & colitis (535, 561, 563)	1	-	1	43.5	0	76.9	-	-	-	0	0	0	49
50 Cirrhosis of liver (571)	-	-	-	0	0	0	1	1	-	21.7	31.3	0	50
51 Nephritis and nephrosis (580-584)	-	-	-	0	0	0	-	-	-	0	0	0	51
52 Hyperplasia of prostate (600)	-	-	-	0	0	0	-	-	-	0	0	0	52
53 Complications of pregnancy, childbirth and the puerperium (630-678)	-	-	-	0	0	0	-	-	-	0	0	0	53
54 Congenital anomalies (740-759)	-	-	-	0	0	0	-	-	-	0	0	0	54
55 Birth injuries, difficult labor and other anoxic and hypoxic conditions (764-768, 772, 776)	-	-	-	0	0	0	-	-	-	0	0	0	55
56 Other causes of neonatal mortality (760-763, 769-771, 773-775, 777-779)	-	-	-	0	0	0	1	1	-	21.7	31.3	0	56
57 Symptoms and ill-defined conditions (780-796)	2	-	2	87.0	0	153.8	-	-	-	0	0	0	57
58 All other diseases (residual)	1	-	1	43.5	0	76.9	1	-	1	21.7	0	71.4	58
59 Motor vehicle accidents (E810-E823)	-	-	-	0	0	0	1	1	-	21.7	31.3	0	59
60 All other accidents (E800-E907, E825-E949)	2	-	2	87.0	0	153.8	2	-	2	43.5	0	142.9	60
61 Suicides (E950-E959)	-	-	-	0	0	0	-	-	-	0	0	0	61
62 Homicides (E960-E969)	1	-	1	43.5	0	76.9	1	1	-	21.7	31.3	0	62
63 Legal intervention (E970-E978)	-	-	-	0	0	0	-	-	-	0	0	0	63
64 All other external injuries (E980-E999)	-	-	-	0	0	0	-	-	-	0	0	0	64

TABLE XIII VITAL STATISTICS, BY COUNTY, BY RACE, GEORGIA, 1970

ITEM	WHITE						WHITFIELD						
	Number			Rate or Ratio*			Number			Rate or Ratio*			
	Total	White	Non-White	Total	White	Non-White	Total	White	Non-White	Total	White	Non-White	
1 Estimated population as of July 1,	7,800	7,300	500				55,500	53,200	2,300				1
LIVE BIRTHS													
2 Total	146	136	10	18.7	18.6	20.0	1,235	1,183	52	22.3	22.2	22.6	2
3 Delivered in hospital	146	136	10	100.0%	100.0%	100.0%	1,216	1,164	52	98.5%	98.4%	100.0%	3
4 Delivered in home by physician	-	-	-	0%	0%	0%	6	6	-	0.5%	0.5%	0%	4
5 Delivered by midwife	-	-	-	0%	0%	0%	1	1	-	0.1%	0.1%	0%	5
6 Other deliveries	-	-	-	0%	0%	0%	12	12	-	1.0%	1.0%	0%	6
7 Immature births	12	9	3	82.2	66.2	300.0	104	97	7	84.2	82.0	134.6	7
8 Live births to unwed mothers	6	2	4	41.1	14.7	400.0	49	43	6	39.7	36.3	115.4	8
FETAL DEATHS													
9 Total	-	-	-	0	0	0	13	13	-	10.5	11.0	0	9
10 Under 20 weeks gestation	-	-	-	0	0	0	3	3	-	2.4	2.5	0	10
11 20-27 weeks gestation	-	-	-	0	0	0	1	1	-	0.8	0.8	0	11
12 28 weeks and more	-	-	-	0	0	0	9	9	-	7.3	7.6	0	12
13 Unknown length of gestation	-	-	-	0	0	0	-	-	-	0	0	0	13
DEATHS													
14 Total, all ages	65	60	5	833.3	821.9	1000.0	410	389	21	738.7	731.2	913.0	14
15 Under 1 year	3	3	-	20.5	22.1	0	24	22	2	19.4	18.6	38.5	15
16 Under 28 days	2	2	-	13.7	14.7	0	16	15	1	13.0	12.7	19.2	16
17 Deaths from immaturity	-	-	-	0	0	0	1	1	-	0.8	0.8	0	17
18 1-4 years **	-	-	-	-	-	-	-	-	-	-	-	-	18
19 Maternal deaths	-	-	-	0	0	0	-	-	-	0	0	0	19
CAUSE OF DEATH													
20 Dysentery (004,006,007,009)	-	-	-	0	0	0	1	-	1	1.8	0	43.5	20
21 Tuberculosis, all forms (010-019)	1	1	-	12.8	13.7	0	2	2	-	3.6	3.8	0	21
22 Meningococcal Infections (036)	-	-	-	0	0	0	1	1	-	1.8	1.9	0	22
23 Acute infectious encephalitis (062-065)	-	-	-	0	0	0	-	-	-	0	0	0	23
24 Infectious Hepatitis (070)	-	-	-	0	0	0	-	-	-	0	0	0	24
25 Typhus and other rickettsias (080-083)	-	-	-	0	0	0	-	-	-	0	0	0	25
26 Venereal disease (090-099)	-	-	-	0	0	0	-	-	-	0	0	0	26
27 All other diseases classified as Infective and parasitic (000-003, 005, 008, 020-035, 037-061, 066-069, 071-079, 084-089, 100-136)	-	-	-	0	0	0	1	1	-	1.8	1.9	0	27
28 Malignant neoplasms, including neoplasms of lymphatic and hematopoietic tissues (140-209)	7	7	-	89.7	95.9	0	73	71	2	131.5	133.5	87.0	28
29 Benign neoplasms and neoplasms of unspecified nature (210-239)	-	-	-	0	0	0	-	-	-	0	0	0	29
30 Diabetes Mellitus (250)	-	-	-	0	0	0	12	11	1	21.6	20.7	43.5	30
31 Avitaminoses & other nutritional deficiency (260-269)	-	-	-	0	0	0	2	2	-	3.6	3.8	0	31
32 Anemias (280-285)	-	-	-	0	0	0	1	1	-	1.8	1.9	0	32
33 Nonmeningococcal meningitis (320)	-	-	-	0	0	0	-	-	-	0	0	0	33
34 Acute rheumatic fever (390-392)	-	-	-	0	0	0	-	-	-	0	0	0	34
35 Chronic rheumatic heart disease (393-398)	-	-	-	0	0	0	3	3	-	5.4	5.6	0	35
36 Hypertensive disease (400-404)	-	-	-	0	0	0	3	2	1	5.4	3.8	43.5	36
37 Ischaemic heart disease (410-414)	30	30	-	384.6	411.0	0	94	92	2	169.4	172.9	87.0	37
38 Other forms of heart disease (420-429)	1	-	1	12.8	0	200.0	17	17	-	30.6	32.0	0	38
39 Cerebrovascular disease (430-438)	12	11	1	153.8	150.7	200.0	51	50	1	91.9	94.0	43.5	39
40 General arteriosclerosis (440)	-	-	-	0	0	0	4	4	-	7.2	7.5	0	40
41 Other diseases of arteries, arterioles, & capillaries (441-448)	-	-	-	0	0	0	7	6	1	12.6	11.3	43.5	41
42 Influenza (470-474)	1	1	-	12.8	13.7	0	-	-	-	0	0	0	42
43 Pneumonia (480-486)	4	3	1	51.3	41.1	200.0	22	22	-	39.6	41.4	0	43
44 Bronchitis, emphysema and asthma (466, 490-493)	-	-	-	0	0	0	6	6	-	10.8	11.3	0	44
45 Other diseases of the respiratory system (460-465, 500-519)	-	-	-	0	0	0	3	3	-	5.4	5.6	0	45
46 Peptic ulcer (531-533)	-	-	-	0	0	0	1	1	-	1.8	1.9	0	46
47 Appendicitis (540-543)	-	-	-	0	0	0	-	-	-	0	0	0	47
48 Intestinal obstruction and hernia (550-553, 560)	1	1	-	12.8	13.7	0	-	-	-	0	0	0	48
49 Gastritis, duodenitis, enteritis & colitis (535, 561, 563)	-	-	-	0	0	0	1	1	-	1.8	1.9	0	49
50 Cirrhosis of liver (571)	-	-	-	0	0	0	2	2	-	3.6	3.8	0	50
51 Nephritis and nephrosis (580-584)	-	-	-	0	0	0	4	3	1	7.2	5.6	43.5	51
52 Hyperplasia of prostate (600)	-	-	-	0	0	0	1	1	-	1.8	1.9	0	52
53 Complications of pregnancy, childbirth and the puerperium (630-678)	-	-	-	0	0	0	-	-	-	0	0	0	53
54 Congenital anomalies (740-759)	2	2	-	25.6	27.4	0	10	10	-	18.0	18.8	0	54
55 Birth injuries, difficult labor and other anoxic and hypoxic conditions (764-768, 772, 776)	-	-	-	0	0	0	6	6	-	10.8	11.3	0	55
56 Other causes of neonatal mortality (760-763, 769-771, 773-775, 777-779)	-	-	-	0	0	0	4	4	-	7.2	7.5	0	56
57 Symptoms and ill-defined conditions (780-796)	-	-	-	0	0	0	7	6	1	12.6	11.3	43.5	57
58 All other diseases (residual)	1	1	-	12.8	13.7	0	15	13	2	27.0	24.4	87.0	58
59 Motor vehicle accidents (E810-E823)	2	2	-	25.6	27.4	0	20	18	2	36.0	33.8	87.0	59
60 All other accidents (E800-E807, E825-E949)	-	-	-	0	0	0	18	17	1	32.4	32.0	43.5	60
61 Suicides (E950-E959)	1	1	-	12.8	13.7	0	6	6	-	10.8	11.3	0	61
62 Homicides (E960-E-969)	2	-	2	25.6	0	400.0	12	7	5	21.6	13.2	217.4	62
63 Legal intervention (E970-E978)	-	-	-	0	0	0	-	-	-	0	0	0	63
64 All other external injuries (E980-E999)	-	-	-	0	0	0	-	-	-	0	0	0	64

TABLE XIII VITAL STATISTICS, BY COUNTY, BY RACE, GEORGIA, 1970

ITEM	WILCOX						WILKES						
	Number			Rate or Ratio*			Number			Rate or Ratio*			
	Total	White	Non-White	Total	White	Non-White	Total	White	Non-White	Total	White	Non-White	
1 Estimated population as of July 1,	7,000	4,800	2,200				10,200	5,300	4,900				1
LIVE BIRTHS													
2 Total	97	56	41	13.9	11.7	18.6	167	74	93	16.4	14.0	19.0	2
3 Delivered in hospital	86	56	30	89.7%	100.0%	73.2%	163	73	90	97.6%	98.6%	96.8%	3
4 Delivered in home by physician	7	-	7	7.2%	0%	17.1%	4	1	3	2.4%	1.4%	3.2%	4
5 Delivered by midwife	4	-	4	4.1%	0%	9.8%	-	-	-	0%	0%	0%	5
6 Other deliveries	-	-	-	0%	0%	0%	-	-	-	0%	0%	0%	6
7 Immature births	10	3	7	103.1	53.6	170.7	23	7	16	137.7	94.6	172.0	7
8 Live births to unwed mothers	14	1	13	144.3	17.9	317.1	37	5	32	221.6	67.6	344.1	8
FETAL DEATHS													
9 Total	2	1	1	20.6	17.9	24.4	3	2	1	18.0	27.0	10.8	9
10 Under 20 weeks gestation	1	1	-	10.3	17.9	0	1	1	-	6.0	12.5	0	10
11 20-27 weeks gestation	1	-	1	10.3	0	24.4	-	-	-	0	0	0	11
12 28 weeks and more	-	-	-	0	0	0	2	1	1	12.0	13.5	10.8	12
13 Unknown length of gestation	-	-	-	0	0	0	-	-	-	0	0	0	13
DEATHS													
14 Total, all ages	95	57	28	1214.3	1137.5	1272.7	139	60	79	1362.7	1132.1	1612.2	14
15 Under 1 year	1	1	-	10.3	17.9	0	6	4	2	35.9	54.1	21.5	15
16 Under 28 days	1	1	-	10.3	17.9	0	5	4	1	29.9	54.1	10.8	16
17 Deaths from immaturity	-	-	-	0	0	0	1	-	1	6.0	0	10.3	17
18 1-4 years **	-	-	-	-	-	-	-	-	-	-	-	-	18
19 Maternal deaths	-	-	-	0	0	0	-	-	-	0	0	0	19
CAUSE OF DEATH													
20 Dysentery (004,006,007,009)	-	-	-	0	0	0	1	-	1	9.8	0	20.4	20
21 Tuberculosis, all forms (010-019)	-	-	-	0	0	0	-	-	-	0	0	0	21
22 Meningococcal infections (036)	-	-	-	0	0	0	-	-	-	0	0	0	22
23 Acute infectious encephalitis (062-065)	-	-	-	0	0	0	-	-	-	0	0	0	23
24 Infectious hepatitis (070)	-	-	-	0	0	0	-	-	-	0	0	0	24
25 Typhus and other rickettsialoses (080-083)	-	-	-	0	0	0	-	-	-	0	0	0	25
26 Venereal disease (090-099)	-	-	-	0	0	0	-	-	-	0	0	0	26
27 All other diseases classified as infective and parasitic (000-003, 005, 008, 020-035, 037-061, 066-069, 071-079, 084-089, 100-136)	-	-	-	0	0	0	2	-	2	19.6	0	40.8	27
28 Malignant neoplasms, including neoplasms of lymphatic and hematopoietic tissues (140-209)	15	11	4	214.3	229.2	181.8	19	7	12	186.3	132.1	244.9	28
29 Benign neoplasms and neoplasms of unspecified nature (210-239)	-	-	-	0	0	0	-	-	-	0	0	0	29
30 Diabetes Mellitus (250)	4	3	1	57.1	62.5	45.5	2	-	2	19.6	0	40.8	30
31 Avitaminoses & other nutritional deficiency (260-269)	-	-	-	0	0	0	1	-	1	9.8	0	20.4	31
32 Anemias (280-285)	-	-	-	0	0	0	-	-	-	0	0	0	32
33 Nonmeningococcal meningitis (320)	-	-	-	0	0	0	-	-	-	0	0	0	33
34 Acute rheumatic fever (390-392)	-	-	-	0	0	0	-	-	-	0	0	0	34
35 Chronic rheumatic heart disease (393-398)	1	1	-	14.3	20.3	0	-	-	-	0	0	0	35
36 Hypertensive disease (400-404)	1	1	-	14.3	20.3	0	3	1	2	29.4	18.9	40.8	36
37 Ischaemic heart disease (410-414)	29	19	10	414.3	395.8	454.5	43	31	12	421.6	584.9	244.9	37
38 Other forms of heart disease (420-429)	2	1	1	28.6	20.8	45.5	3	3	-	29.4	56.6	0	38
39 Cerebrovascular disease (430-438)	13	6	7	185.7	125.0	318.2	21	4	17	205.9	75.5	346.9	39
40 General arteriosclerosis (440)	1	1	-	14.3	20.8	0	12	4	8	117.6	75.5	163.3	40
41 Other diseases of arteries, arterioles, & capillaries (441-448)	1	1	-	14.3	20.8	0	2	2	-	19.6	37.7	0	41
42 Influenza (470-474)	2	1	1	28.6	20.8	45.5	-	-	-	0	0	0	42
43 Pneumonia (480-486)	3	3	-	42.9	62.5	0	3	-	3	29.4	0	61.2	43
44 Bronchitis, emphysema and asthma (466, 490-493)	1	1	-	14.3	20.8	0	1	1	-	9.8	18.9	0	44
45 Other diseases of the respiratory system (460-465, 500-519)	1	1	-	14.3	20.8	0	-	-	-	0	0	0	45
46 Peptic ulcer (531-533)	-	-	-	0	0	0	-	-	-	0	0	0	46
47 Appendicitis (540-543)	-	-	-	0	0	0	-	-	-	0	0	0	47
48 Intestinal obstruction and hernia (550-553, 560)	-	-	-	0	0	0	1	-	1	9.8	0	20.4	48
49 Gastritis, duodenitis, enteritis & colitis (535, 561, 563)	-	-	-	0	0	0	1	-	1	9.8	0	20.4	49
50 Cirrhosis of liver (571)	2	2	-	28.6	41.7	0	1	-	1	9.8	0	20.4	50
51 Nephritis and nephrosis (580-584)	-	-	-	0	0	0	2	-	2	19.6	0	40.8	51
52 Hyperplasia of prostate (600)	-	-	-	0	0	0	1	-	1	9.8	0	20.4	52
53 Complications of pregnancy, childbirth and the puerperium (630-678)	-	-	-	0	0	0	-	-	-	0	0	0	53
54 Congenital anomalies (740-759)	-	-	-	0	0	0	-	-	-	0	0	0	54
55 Birth injuries, difficult labor and other anoxic and hypoxic conditions (764-768, 772, 776)	1	1	-	14.3	20.8	0	-	-	-	0	0	0	55
56 Other causes of neonatal mortality (760-763, 769-771, 773-775, 777-779)	-	-	-	0	0	0	5	4	1	49.0	75.5	20.4	56
57 Symptoms and ill-defined conditions (780-796)	-	-	-	0	0	0	1	1	-	9.8	18.9	0	57
58 All other diseases (residual)	2	1	1	28.6	20.8	45.5	5	-	5	49.0	0	102.0	58
59 Motor vehicle accidents (E810-E823)	5	3	2	71.4	62.5	90.9	1	1	-	9.8	18.9	0	59
60 All other accidents (E800-E807, E825-E949)	-	-	-	0	0	0	5	1	4	49.0	18.9	81.6	60
61 Suicides (E950-E959)	-	-	-	0	0	0	-	-	-	0	0	0	61
62 Homicides (E960-E969)	1	-	1	14.3	0	45.5	3	-	3	29.4	0	61.2	62
63 Legal intervention (E970-E978)	-	-	-	0	0	0	-	-	-	0	0	0	63
64 All other external injuries (E980-E999)	-	-	-	0	0	0	-	-	-	0	0	0	64

TABLE XIII VITAL STATISTICS, BY COUNTY, BY RACE, GEORGIA, 1970

ITEM	MURKIN						WORTH						
	Number			Rate or Ratio*			Number			Rate or Ratio*			
	Total	White	Non-White	Total	White	Non-White	Total	White	Non-White	Total	White	Non-White	
1 Estimated population as of July 1,	9,400	5,000	4,400				14,700	9,100	5,600				1
LIVE BIRTHS													
2 Total	192	93	99	20.4	18.7	22.5	292	144	148	19.9	15.8	26.4	2
3 Delivered in hospital	190	93	97	99.0%	100.0%	94.0%	253	143	110	86.6%	93.3%	74.3%	3
4 Delivered in home by physician	-	-	-	0%	0%	0%	3	1	2	1.0%	0.7%	1.4%	4
5 Delivered by midwife	2	-	2	1.0%	0%	2.0%	35	-	36	12.3%	0%	24.3%	5
6 Other deliveries	-	-	-	0%	0%	0%	-	-	-	0%	0%	0%	6
7 Immature births	13	5	12	93.8	54.5	121.2	18	5	13	61.6	34.7	87.8	7
8 Live births to unwed mothers	27	2	25	140.6	21.5	252.5	59	2	57	202.1	13.9	385.1	8
FETAL DEATHS													
9 Total	7	-	7	36.5	0	70.7	8	3	5	27.4	20.8	33.8	9
10 Under 20 weeks gestation	1	-	1	5.2	0	10.1	-	-	-	0	0	0	10
11 20-27 weeks gestation	2	-	2	10.4	0	20.2	4	2	2	13.7	13.9	13.5	11
12 28 weeks and more	2	-	2	10.4	0	20.2	1	1	-	3.4	6.9	0	12
13 Unknown length of gestation	2	-	2	10.4	0	20.2	3	-	3	19.3	0	20.3	13
DEATHS													
14 Total, all ages	87	40	41	925.5	920.0	931.5	149	91	58	1013.6	1000.0	1035.7	14
15 Under 1 year	2	1	1	10.4	10.4	10.1	6	1	5	20.5	6.9	33.8	15
16 Under 28 days	1	1	-	5.2	10.8	0	3	1	2	10.3	6.9	13.5	16
17 Deaths from immaturity	-	-	-	0	0	0	1	-	1	3.4	0	6.8	17
18 1-4 years **	2	1	1	10.4	20.0	0	3	-	3	19.3	0	20.3	18
19 Maternal deaths	-	-	-	0	0	0	1	-	1	34.2	0	67.6	19
CAUSE OF DEATH													
20 Dysentery (004,006,007,009)	-	-	-	0	0	0	-	-	-	0	0	0	20
21 Tuberculosis, all forms (010-019)	-	-	-	0	0	0	-	-	-	0	0	0	21
22 Meningococcal Infections (036)	1	-	1	10.6	0	22.7	-	-	-	0	0	0	22
23 Acute Infectious encephalitis (062-065)	-	-	-	0	0	0	1	-	1	6.8	0	17.9	23
24 Infectious Hepatitis (070)	-	-	-	0	0	0	-	-	-	0	0	0	24
25 Typhus and other rickettsioses (080-083)	-	-	-	0	0	0	-	-	-	0	0	0	25
26 Venereal disease (090-099)	-	-	-	0	0	0	-	-	-	0	0	0	26
27 All other diseases classified as infective and parasitic (000-003, 005, 008, 020-035, 037-061, 066-069, 071-079, 084-089, 100-136)	1	1	-	10.6	20.0	0	-	-	-	0	0	0	27
28 Malignant neoplasms, including neoplasms of lymphatic and haematopoietic tissues (140-209)	10	3	2	106.4	160.0	45.5	18	11	7	122.4	120.9	125.0	28
29 Benign neoplasms and neoplasms of unspecified nature (210-239)	1	1	-	10.6	20.0	0	1	-	1	6.8	0	17.9	29
30 Diabetes Mellitus (250)	1	-	1	10.6	0	22.7	-	-	-	0	0	0	30
31 Avitaminoses & other nutritional deficiency (260-269)	-	-	-	0	0	0	-	-	-	0	0	0	31
32 Anemias (280-285)	-	-	-	0	0	0	-	-	-	0	0	0	32
33 Nonmeningococcal meningitis (320)	-	-	-	0	0	0	-	-	-	0	0	0	33
34 Active rheumatic fever (390-392)	-	-	-	0	0	0	-	-	-	0	0	0	34
35 Chronic rheumatic heart disease (393-398)	-	-	-	0	0	0	-	-	-	0	0	0	35
36 Hypertensive disease (400-404)	3	1	2	31.9	20.0	45.5	2	2	-	13.6	22.0	0	36
37 ischaemic heart disease (410-414)	22	12	10	234.0	240.0	227.3	33	26	7	224.5	285.7	125.0	37
38 Other forms of heart disease (420-429)	5	4	1	53.2	30.0	27.7	9	7	2	61.2	76.9	35.7	38
39 Cerebrovascular disease (430-438)	15	7	8	159.6	140.0	181.8	38	19	19	258.5	208.8	339.3	39
40 General arteriosclerosis (440)	1	-	1	10.6	0	22.7	5	5	-	34.0	54.9	0	40
41 Other diseases of arteries, arterioles, & capillaries (441-448)	-	-	-	0	0	0	1	1	-	6.8	11.0	0	41
42 Influenza (470-474)	2	-	2	21.3	0	45.5	-	-	-	0	0	0	42
43 Pneumonia (480-485)	5	1	4	53.2	20.0	90.9	9	3	6	61.2	33.0	107.1	43
44 Bronchitis, emphysema and asthma (465, 490-493)	-	-	-	0	0	0	4	3	1	27.2	33.0	17.9	44
45 Other diseases of the respiratory system (460-465, 500-519)	1	1	-	10.6	20.0	0	2	-	2	13.6	0	35.7	45
46 Peptic ulcer (531-533)	-	-	-	0	0	0	1	-	1	6.8	0	17.9	46
47 Appendicitis (540-543)	-	-	-	0	0	0	-	-	-	0	0	0	47
48 Intestinal obstruction and hernia (550-553, 560)	-	-	-	0	0	0	2	2	-	13.6	22.0	0	48
49 Gastritis, duodenitis, enteritis & colitis (535, 561, 563)	-	-	-	0	0	0	-	-	-	0	0	0	49
50 Cirrhosis of liver (571)	-	-	-	0	0	0	1	1	-	6.8	11.0	0	50
51 Nephritis and nephrosis (580-584)	2	-	2	21.3	0	45.5	-	-	-	0	0	0	51
52 Hyperplasia of prostate (600)	-	-	-	0	0	0	-	-	-	0	0	0	52
53 Complications of pregnancy, childbirth and the puerperium (630-678)	-	-	-	0	0	0	1	-	1	6.8	0	17.9	53
54 Congenital anomalies (740-759)	1	1	-	10.6	20.0	0	-	-	-	0	0	0	54
55 Birth injuries, difficult labor and other anoxic and hypoxic conditions (764-768, 772, 776)	1	1	-	10.6	20.0	0	-	-	-	0	0	0	55
56 Other causes of neonatal mortality (760-763, 769-771, 773-775, 777-779)	-	-	-	0	0	0	2	1	1	13.6	11.0	17.9	56
57 Symptoms and ill-defined conditions (780-796)	3	1	2	31.9	20.0	45.5	2	-	2	13.6	0	35.7	57
58 All other diseases (residual)	4	4	-	42.6	80.0	0	2	1	1	13.6	11.0	17.9	58
59 Motor vehicle accidents (E810-E823)	1	1	-	10.6	20.0	0	5	4	1	34.0	44.0	17.9	59
60 All other accidents (E800-E807, E825-E949)	6	2	4	53.8	40.0	90.9	6	3	3	40.8	33.0	53.6	60
61 Suicides (E950-E959)	1	-	1	10.6	0	22.7	2	2	-	13.6	22.0	0	61
62 Homicides (E960-E969)	-	-	-	0	0	0	2	-	2	13.6	0	35.7	62
63 Legal intervention (E970-E978)	-	-	-	0	0	0	-	-	-	0	0	0	63
64 All other external injuries (E980-E999)	-	-	-	0	0	0	-	-	-	0	0	0	64

TABLE XIV VITAL STATISTICS, BY CITY, BY RACE, GEORGIA, 1970

ITEM	ADEL						ALBANY						
	Number			Rate or Ratio*			Number			Rate or Ratio*			
	Total	White	Non-White	Total	White	Non-White	Total	White	Non-White	Total	White	Non-White	
1 Estimated population as of July 1,													1
LIVE BIRTHS													
2 Total	135	56	79	1,938	1,081	857	2
3 Delivered in hospital	131	56	75	97.0%	100.0%	94.9%	1,906	1,080	826	98.3%	99.9%	96.4%	3
4 Delivered in home by physician	—	—	—	0%	0%	0%	27	1	26	1.4%	0.1%	3.0%	4
5 Delivered by midwife	4	—	4	3.0%	0%	5.1%	5	—	5	0.3%	0%	0.6%	5
6 Other deliveries	—	—	—	0%	0%	0%	—	—	—	0%	0%	0%	6
7 Immature births	8	1	7	59.3	17.9	88.6	181	73	108	93.4	67.5	126.0	7
8 Live births to unwed mothers	17	1	16	125.9	17.9	202.5	358	41	317	184.7	37.9	369.9	8
FETAL DEATHS													
9 Total	1	—	1	7.4	0	12.7	54	25	29	27.9	23.1	33.8	9
10 Under 20 weeks gestation	—	—	—	0	0	0	7	3	4	3.6	2.8	4.7	10
11 20-27 weeks gestation	1	—	1	7.4	0	12.7	14	7	7	7.2	6.5	8.2	11
12 28 weeks and more	—	—	—	0	0	0	24	11	13	12.4	10.2	15.2	12
13 Unknown length of gestation	—	—	—	0	0	0	9	4	5	4.6	3.7	5.8	13
DEATHS													
14 Total, all ages	57	31	26	573	285	287	14
15 Under 1 year	4	—	4	29.6	0	50.6	45	16	29	23.2	14.8	33.8	15
16 Under 28 days	1	—	1	7.4	0	12.7	30	14	16	15.5	13.0	18.7	16
17 Deaths from immaturity	—	—	—	0	0	0	4	3	1	2.1	2.8	1.2	17
18 1-4 years **	—	—	—	—	—	—	8	1	7	—	—	—	18
19 Maternal deaths	—	—	—	0	0	0	1	1	—	5.2	9.3	0	19
CAUSE OF DEATH													
20 Dysentery (004,006,007,009)	—	—	—	—	—	—	20
21 Tuberculosis, all forms (010-019)	—	—	—	4	—	4	21
22 Meningococcal infections (036)	—	—	—	—	—	—	22
23 Acute infectious encephalitis (062-065)	—	—	—	—	—	—	23
24 Infectious hepatitis (070)	—	—	—	—	—	—	24
25 Typhus and other rickettsioses (080-083)	—	—	—	—	—	—	25
26 Venereal disease (090-099)	—	—	—	—	—	—	26
27 All other diseases classified as infective and parasitic (000-003, 005, 008, 020-035, 037-061, 066-069, 071-079, 084-089, 100-136)	—	—	—	1	—	1	27
28 Malignant neoplasms, including neoplasms of lymphatic and haematopoietic tissues (140-209)	9	7	2	96	52	44	28
29 Benign neoplasms and neoplasms of unspecified nature (210-239)	—	—	—	3	1	2	29
30 Diabetes Mellitus (250)	—	—	—	12	4	8	30
31 Avitaminoses & other nutritional deficiency (260-269)	—	—	—	—	—	—	31
32 Anemias (280-285)	—	—	—	1	—	1	32
33 Nonmeningococcal meningitis (320)	—	—	—	2	1	1	33
34 Active rheumatic fever (390-392)	—	—	—	—	—	—	34
35 Chronic rheumatic heart disease (393-398)	—	—	—	2	2	—	35
36 Hypertensive disease (400-404)	1	1	—	6	2	4	36
37 Ischaemic heart disease (410-414)	13	8	5	140	83	52	37
38 Other forms of heart disease (420-429)	3	2	1	6	1	5	38
39 Cerebrovascular disease (430-439)	7	1	6	115	48	67	39
40 General arteriosclerosis (440)	3	2	1	3	2	1	40
41 Other diseases of arteries, arterioles, & capillaries (441-448)	1	1	—	5	1	4	41
42 Influenza (470-474)	—	—	—	2	2	—	42
43 Pneumonia (480-486)	1	—	1	21	4	17	43
44 Bronchitis, emphysema and asthma (466, 490-493)	1	—	1	9	5	4	44
45 Other diseases of the respiratory system (460-465, 500-519)	—	—	—	3	1	2	45
46 Peptic ulcer (531-533)	—	—	—	2	1	1	46
47 Appendicitis (540-543)	—	—	—	—	—	—	47
48 Intestinal obstruction and hernia (550-553, 560)	—	—	—	4	2	2	48
49 Gastritis, duodenitis, enteritis & colitis (535, 561, 563)	—	—	—	—	—	—	49
50 Cirrhosis of liver (571)	—	—	—	8	7	1	50
51 Nephritis and nephrosis (580-584)	—	—	—	5	1	4	51
52 Hyperplasia of prostate (600)	—	—	—	—	—	—	52
53 Complications of pregnancy, childbirth and the puerperium (630-678)	—	—	—	1	1	—	53
54 Congenital anomalies (740-759)	—	—	—	10	5	5	54
55 Birth injuries, difficult labor and other anoxic and hypoxic conditions (764-768, 772, 776)	—	—	—	13	5	8	55
56 Other causes of neonatal mortality (760-763, 769-771, 773-775, 777-779)	1	—	1	11	6	5	56
57 Symptoms and ill-defined conditions (780-796)	2	—	2	5	1	4	57
58 All other diseases (residual)	6	5	1	32	16	16	58
59 Motor vehicle accidents (E810-E823)	3	1	2	21	13	8	59
60 All other accidents (E800-E807, E825-E949)	5	2	3	18	8	10	60
61 Suicides (E950-E959)	1	1	—	3	3	—	61
62 Homicides (E960-E969)	—	—	—	9	3	6	62
63 Legal intervention (E970-E978)	—	—	—	—	—	—	63
64 All other external injuries (E980-E999)	—	—	—	—	—	—	64

TABLE XIV VITAL STATISTICS, BY CITY, BY RACE, GEORGIA, 1970

ITEM	ALMA						AMERICUS						
	Number			Rate or Ratio*			Number			Rate or Ratio*			
	Total	White	Non-White	Total	White	Non-White	Total	White	Non-White	Total	White	Non-White	
1 Estimated population as of July 1,													1
LIVE BIRTHS													
2 Total	72	47	25	355	171	184	2
3 Delivered in hospital	72	47	25	100.0%	100.0%	100.0%	332	171	161	93.5%	100.0%	87.5%	3
4 Delivered in home by physician	-	-	-	0%	0%	0%	1	-	1	0.3%	0%	0.5%	4
5 Delivered by midwife	-	-	-	0%	0%	0%	22	-	22	6.2%	0%	12.0%	5
6 Other deliveries	-	-	-	0%	0%	0%	-	-	-	0%	0%	0%	6
7 Immature births	8	3	5	111.1	63.8	200.0	35	11	24	98.6	64.3	130.4	7
8 Live births to unwed mothers	7	1	6	97.2	21.3	240.0	47	3	44	132.4	17.5	239.1	8
FETAL DEATHS													
9 Total	1	-	1	13.9	0	40.0	7	2	5	19.7	11.7	27.2	9
10 Under 20 weeks gestation	1	-	1	13.9	0	40.0	-	-	-	0	0	0	10
11 20-27 weeks gestation	-	-	-	0	0	0	2	1	1	5.6	5.8	5.4	11
12 28 weeks and more	-	-	-	0	0	0	3	1	2	8.5	5.8	10.9	12
13 Unknown length of gestation	-	-	-	0	0	0	2	-	2	5.6	0	10.9	13
DEATHS													
14 Total, all ages	42	37	5	183	90	93	14
15 Under 1 year	2	1	1	27.8	21.3	40.0	7	1	6	19.7	5.8	32.6	15
16 Under 28 days	1	1	-	13.9	21.3	0	2	1	1	5.6	5.8	5.4	16
17 Deaths from immaturity	-	-	-	0	0	0	-	-	-	0	0	0	17
18 1-4 years **	-	-	-	-	-	-	-	-	-	-	-	-	18
19 Maternal deaths	-	-	-	0	0	0	-	-	-	0	0	0	19
CAUSE OF DEATH													
20 Dysentery (004,006,007,009)	-	-	-	-	-	-	20
21 Tuberculosis, all forms (010-019)	-	-	-	1	-	1	21
22 Meningococcal Infections (036)	-	-	-	-	-	-	22
23 Acute Infectious encephalitis (062-065)	-	-	-	-	-	-	23
24 Infectious Hepatitis (070)	-	-	-	-	-	-	24
25 Typhus and other rickettsioses (080-083)	-	-	-	-	-	-	25
26 Venereal disease (090-099)	-	-	-	-	-	-	26
27 All other diseases classified as Infective and parasitic (000-003, 005, 008, 020-035, 037-061, 066-069, 071-079, 084-089, 100-136)	-	-	-	1	-	1	27
28 Malignant neoplasms, including neoplasms of lymphatic and hematopoietic tissues (140-209)	5	5	-	39	23	16	28
29 Benign neoplasms and neoplasms of unspecified nature (210-239)	1	1	-	1	1	-	29
30 Diabetes Mellitus (250)	2	2	-	5	2	3	30
31 Avitaminoses & other nutritional deficiency (260-269)	-	-	-	-	-	-	31
32 Anomias (280-285)	-	-	-	-	-	-	32
33 Nonmeningococcal meningitis (320)	-	-	-	-	-	-	33
34 Active rheumatic fever (390-392)	-	-	-	-	-	-	34
35 Chronic rheumatic heart disease (393-398)	-	-	-	-	-	-	35
36 Hypertensive disease (400-404)	-	-	-	4	1	3	36
37 Ischaemic heart disease (410-414)	17	15	2	50	30	20	37
38 Other forms of heart disease (420-429)	-	-	-	14	4	10	38
39 Cerebrovascular disease (430-438)	7	5	2	22	9	13	39
40 General arteriosclerosis (440)	-	-	-	3	1	2	40
41 Other diseases of arteries, arterioles, & capillaries (441-448)	-	-	-	1	1	-	41
42 Influenza (470-474)	-	-	-	1	-	1	42
43 Pneumonia (480-486)	2	2	-	8	3	5	43
44 Bronchitis, emphysema and asthma (466, 490-493)	1	1	-	2	2	-	44
45 Other diseases of the respiratory system (460-465, 500-519)	2	2	-	1	-	1	45
46 Peptic ulcer (531-533)	-	-	-	-	-	-	46
47 Appendicitis (540-543)	-	-	-	-	-	-	47
48 Intestinal obstruction and hernia (550-553, 560)	-	-	-	2	2	-	48
49 Gastritis, duodenitis, enteritis & colitis (535, 561, 563)	-	-	-	-	-	-	49
50 Cirrhosis of liver (571)	-	-	-	1	1	-	50
51 Nephritis and nephrosis (580-584)	-	-	-	2	2	-	51
52 Hyperplasia of prostate (600)	-	-	-	1	-	1	52
53 Complications of pregnancy, childbirth and the puerperium (630-678)	-	-	-	-	-	-	53
54 Congenital anomalies (740-759)	-	-	-	1	-	1	54
55 Birth injuries, difficult labor and other anoxic and hypoxic conditions (764-768, 772, 776)	-	-	-	-	-	-	55
56 Other causes of neonatal mortality (760-763, 769-771, 773-775, 777-778)	-	-	-	1	-	1	56
57 Symptoms and ill-defined conditions (780-796)	-	-	-	-	-	-	57
58 All other diseases (residual)	2	2	-	6	3	3	58
59 Motor vehicle accidents (E810-E823)	-	-	-	9	4	5	59
60 All other accidents (E800-E807, E825-E949)	3	2	1	5	1	4	60
61 Suicides (E950-E959)	-	-	-	-	-	-	61
62 Homicides (E960-E969)	-	-	-	2	-	2	62
63 Legal intervention (E970-E978)	-	-	-	-	-	-	63
64 All other external injuries (E980-E999)	-	-	-	-	-	-	64

TABLE XIV VITAL STATISTICS, BY CITY, BY RACE, GEORGIA, 1970

ITEM	ASHBURN						ATHENS						
	Number			Rate or Ratio*			Number			Rate or Ratio*			
	Total	White	Non-White	Total	White	Non-White	Total	White	Non-White	Total	White	Non-White	
1 Estimated population as of July 1,													1
LIVE BIRTHS													
2 Total	118	40	78	811	563	248	2
3 Delivered in hospital	117	40	77	99.2%	100.0%	98.7%	810	562	248	99.9%	99.8%	100.0%	3
4 Delivered in home by physician	1	-	1	0.8%	0%	1.3%	1	1	-	0.1%	0.2%	0%	4
5 Delivered by midwife	-	-	-	0%	0%	0%	-	-	-	0%	0%	0%	5
6 Other deliveries	-	-	-	0%	0%	0%	-	-	-	0%	0%	0%	6
7 Immature births	13	4	9	110.2	100.0	115.4	74	30	44	91.2	53.3	177.4	7
8 Live births to unwed mothers	27	2	25	228.8	50.0	320.5	74	17	57	91.2	30.2	229.8	8
FETAL DEATHS													
9 Total	2	-	2	16.9	0	25.6	19	12	7	23.4	21.3	28.2	9
10 Under 20 weeks gestation	1	-	1	8.5	0	12.8	6	5	1	7.4	8.9	4.0	10
11 20-27 weeks gestation	-	-	-	0	0	0	3	2	1	3.7	3.6	4.0	11
12 28 weeks and more	1	-	1	8.5	0	12.8	10	5	5	12.3	8.9	20.2	12
13 Unknown length of gestation	-	-	-	0	0	0	-	-	-	0	0	0	13
DEATHS													
14 Total, all ages	56	33	23	344	216	128	14
15 Under 1 year	6	2	4	50.8	50.0	51.3	16	9	7	19.7	16.0	28.2	15
16 Under 28 days	5	2	3	42.4	50.0	38.5	11	6	5	13.6	10.7	20.2	16
17 Deaths from immaturity	3	1	2	25.4	25.0	25.6	2	2	-	2.5	3.6	0	17
18 1-4 years **	-	-	-	-	-	-	1	1	-	-	-	-	18
19 Maternal deaths	-	-	-	0	0	0	2	-	2	24.7	0	80.6	19
CAUSE OF DEATH													
20 Dysentery (004,006,007,009)	-	-	-	-	-	-	20
21 Tuberculosis, all forms (010-019)	-	-	-	-	-	-	21
22 Meningococcal Infections (036)	-	-	-	-	-	-	22
23 Acute infectious encephalitis (062-065)	-	-	-	-	-	-	23
24 Infectious Hepatitis (070)	-	-	-	-	-	-	24
25 Typhus and other rickettsioses (080-083)	-	-	-	-	-	-	25
26 Venereal disease (090-099)	-	-	-	1	-	1	26
27 All other diseases classified as infective and parasitic (000-003, 005, 008, 020-035, 037-061, 066-069, 071-079, 084-089, 100-136)	-	-	-	-	-	-	27
28 Malignant neoplasms, including neoplasms of lymphatic and haematopoietic tissues (140-209)	3	3	-	47	30	17	28
29 Benign neoplasms and neoplasms of unspecified nature (210-239)	-	-	-	-	-	-	29
30 Diabetes Mellitus (250)	1	1	-	5	4	1	30
31 Avitaminoses & other nutritional deficiency (260-269)	-	-	-	1	1	-	31
32 Anemias (280-285)	-	-	-	-	-	-	32
33 Nonmeningococcal meningitis (320)	-	-	-	2	1	1	33
34 Active rheumatic fever (390-392)	-	-	-	-	-	-	34
35 Chronic rheumatic heart disease (393-398)	1	-	1	1	-	1	35
36 Hypertensive disease (400-404)	-	-	-	2	1	1	36
37 Ischaemic heart disease (410-414)	26	15	10	103	68	35	37
38 Other forms of heart disease (420-429)	1	-	1	8	3	5	38
39 Cerebrovascular disease (430-438)	12	8	4	52	37	15	39
40 General arteriosclerosis (440)	-	-	-	1	1	-	40
41 Other diseases of arteries, arterioles, & capillaries (441-448)	-	-	-	7	6	1	41
42 Influenza (470-474)	-	-	-	-	-	-	42
43 Pneumonia (480-486)	1	-	1	11	4	7	43
44 Bronchitis, emphysema and asthma (466, 490-493)	-	-	-	4	3	1	44
45 Other diseases of the respiratory system (460-465, 500-519)	1	1	-	2	1	1	45
46 Peptic ulcer (531-533)	-	-	-	1	1	-	46
47 Appendicitis (540-543)	-	-	-	1	-	1	47
48 Intestinal obstruction and hernia (550-553, 560)	-	-	-	-	-	-	48
49 Gastritis, duodenitis, enteritis & colitis (535, 561, 563)	-	-	-	-	-	-	49
50 Cirrhosis of liver (571)	1	1	-	3	2	1	50
51 Nephritis and nephrosis (580-584)	-	-	-	-	-	-	51
52 Hyperplasia of prostate (600)	-	-	-	-	-	-	52
53 Complications of pregnancy, childbirth and the puerperium (630-678)	-	-	-	2	-	2	53
54 Congenital anomalies (740-759)	-	-	-	2	1	1	54
55 Birth Injuries, difficult labor and other anoxic and hypoxic conditions (764-768, 772, 776)	2	1	1	2	2	-	55
56 Other causes of neonatal mortality (760-763, 769-771, 773-775, 777-779)	3	1	2	6	3	3	56
57 Symptoms and ill-defined conditions (780-796)	1	-	1	22	12	10	57
58 All other diseases (residual)	1	1	-	23	5	8	58
59 Motor vehicle accidents (E810-E823)	-	-	-	15	9	6	59
60 All other accidents (E800-E807, E825-E949)	1	-	1	11	7	4	60
61 Suicides (E950-E959)	-	-	-	4	4	-	61
62 Homicides (E960-E969)	1	-	1	5	-	5	62
63 Legal intervention (E970-E978)	-	-	-	-	-	-	63
64 All other external injuries (E980-E999)	-	-	-	-	-	-	64

TABLE XIV VITAL STATISTICS, BY CITY, BY RACE, GEORGIA, 1970

100

ITEM	ATLANTA						AUGUSTA						
	Number			Rate or Ratio*			Number			Rate or Ratio*			
	Total	White	Non-White	Total	White	Non-White	Total	White	Non-White	Total	White	Non-White	
1 Estimated population as of July 1,													1
LIVE BIRTHS													
2 Total	10,620	4,104	6,516	1,963	1,083	880	2
3 Delivered in hospital	10,570	4,095	6,475	99.5%	99.8%	99.4%	1,954	1,082	872	99.5%	99.9%	99.1%	3
4 Delivered in home by physician	45	6	39	0.4%	0.1%	0.6%	7	-	7	0.4%	0%	0.8%	4
5 Delivered by midwife	2	1	1	0.0%	0.0%	0.0%	1	1	-	0.1%	0.1%	0%	5
6 Other deliveries	3	2	1	0.0%	0.0%	0.0%	1	-	1	0.1%	0%	0.1%	6
7 Immature births	1,148	292	856	108.1	71.2	131.4	198	79	119	100.9	72.9	135.2	7
8 Live births to unwed mothers	2,047	276	1,771	192.7	67.3	271.8	315	55	261	161.0	50.8	296.6	8
FETAL DEATHS													
9 Total	511	264	247	48.1	64.3	37.9	137	84	53	69.8	77.6	60.2	9
10 Under 20 weeks gestation	289	192	97	27.2	46.8	14.9	73	50	23	37.2	46.2	26.1	10
11 20-27 weeks gestation	98	33	65	9.2	8.0	10.0	18	4	14	9.2	3.7	15.9	11
12 28 weeks and more	116	37	79	10.9	9.0	12.1	27	15	12	13.8	13.9	13.6	12
13 Unknown length of gestation	8	2	6	0.8	0.5	0.9	19	15	4	9.7	13.9	4.5	13
DEATHS													
14 Total, all ages	5,615	2,882	2,733	1,042	544	498	14
15 Under 1 year	241	61	180	22.7	14.9	27.6	39	21	18	19.9	19.4	20.5	15
16 Under 28 days	189	50	139	17.8	12.2	21.3	30	18	12	15.3	16.6	13.6	16
17 Deaths from immaturity	10	6	4	0.9	1.5	0.6	2	-	2	1.0	0	2.3	17
18 1-4 years **	31	8	23	6	1	5	18
19 Maternal deaths	2	-	2	1.9	0	3.1	-	-	-	0	0	0	19
CAUSE OF DEATH													
20 Dysentery (004,006,007,009)	5	2	3	2	1	1	20
21 Tuberculosis, all forms (010-019)	25	8	17	3	2	1	21
22 Meningococcal infections (036)	1	-	1	-	-	-	22
23 Acute infectious encephalitis (062-065)	-	-	-	-	-	-	23
24 Infectious Hepatitis (070)	4	1	3	-	-	-	24
25 Typhus and other rickettsioses (080-083)	-	-	-	-	-	-	25
26 Venereal disease (090-099)	3	1	2	1	-	1	26
27 All other diseases classified as Infective and parasitic (000-003, 005, 008, 020-035, 037-061, 066-069, 071-079, 084-089, 100-136)	39	11	28	2	1	1	27
28 Malignant neoplasms, including neoplasms of lymphatic and haematopoietic tissues (140-209)	829	483	346	135	75	60	28
29 Benign neoplasms and neoplasms of unspecified nature (210-239)	12	4	8	-	-	-	29
30 Diabetes Mellitus (250)	107	30	77	25	13	12	30
31 Avitaminoses & other nutritional deficiency (260-269)	5	1	4	-	-	-	31
32 Anemias (280-285)	9	3	6	3	-	3	32
33 Nonmeningococcal meningitis (320)	9	4	5	2	1	1	33
34 Active rheumatic fever (390-392)	3	1	2	1	1	-	34
35 Chronic rheumatic heart disease (393-398)	41	24	17	5	1	4	35
36 Hypertensive disease (400-404)	74	21	53	33	3	30	36
37 Ischaemic heart disease (410-414)	1,491	904	587	328	211	117	37
38 Other forms of heart disease (420-429)	142	53	89	20	7	13	38
39 Cerebrovascular disease (430-438)	642	349	293	123	47	76	39
40 General arteriosclerosis (440)	56	32	24	22	8	14	40
41 Other diseases of arteries, arterioles, & capillaries (441-448)	57	41	16	12	7	5	41
42 Influenza (470-474)	13	7	6	2	1	1	42
43 Pneumonia (480-486)	256	120	136	29	13	16	43
44 Bronchitis, emphysema and asthma (466, 490-453)	75	63	12	16	15	1	44
45 Other diseases of the respiratory system (460-465, 500-519)	53	30	23	6	2	4	45
46 Peptic ulcer (531-533)	10	9	1	7	3	4	46
47 Appendicitis (540-543)	1	1	-	1	1	-	47
48 Intestinal obstruction and hernia (550-553, 560)	19	12	7	6	2	4	48
49 Gastritis, duodenitis, enteritis & colitis (535, 561, 563)	6	2	4	-	-	-	49
50 Cirrhosis of liver (571)	101	63	38	15	13	2	50
51 Nephritis and nephrosis (580-584)	65	12	53	9	1	8	51
52 Hyperplasia of prostate (600)	6	5	1	-	-	-	52
53 Complications of pregnancy, childbirth and the puerperium (630-678)	?	-	2	-	-	-	53
54 Congenital anomalies (740-759)	39	11	28	13	10	3	54
55 Birth injuries, difficult labor and other anoxic and hypoxic conditions (764-768, 772, 776)	102	19	83	13	7	6	55
56 Other causes of neonatal mortality (760-763, 769-771, 773-775, 777-779)	55	22	33	7	2	5	56
57 Symptoms and ill-defined conditions (780-796)	165	58	107	3	3	-	57
58 All other diseases (residual)	418	213	205	77	38	39	58
59 Motor vehicle accidents (E810-E823)	147	66	81	30	20	10	59
60 All other accidents (E800-E807, E825-E949)	167	75	92	38	17	21	60
61 Suicides (E950-E959)	94	71	23	15	14	1	61
62 Homicides (E960-E969)	245	43	202	38	4	34	62
63 Legal Intervention (E970-E978)	9	1	8	-	-	-	63
64 All other external Injuries (E980-E999)	13	6	7	-	-	-	64

TABLE XIV VITAL STATISTICS, BY CITY, BY RACE, GEORGIA, 1970

ITEM	BAINBRIDGE						BARNESVILLE						
	Number			Rate or Ratio*			Number			Rate or Ratio*			
	Total	White	Non-White	Total	White	Non-White	Total	White	Non-White	Total	White	Non-White	
1 Estimated population as of July 1,													1
LIVE BIRTHS													
2 Total	235	116	119	98	44	54	2
3 Delivered in hospital	214	115	99	91.1%	99.1%	83.2%	67	43	24	68.4%	97.7%	44.4%	3
4 Delivered in home by physician	2	-	2	0.9%	0%	1.7%	-	-	-	0%	0%	0%	4
5 Delivered by midwife	19	1	18	8.1%	0.9%	15.1%	31	1	30	31.6%	2.3%	55.6%	5
6 Other deliveries	-	-	-	0%	0%	0%	-	-	-	0%	0%	0%	6
7 Immature births	19	8	11	80.9	69.0	92.4	17	5	12	173.5	113.6	222.2	7
8 Live births to unwed mothers	46	2	44	195.7	17.2	369.7	15	?	13	153.1	45.5	240.7	8
FETAL DEATHS													
9 Total	7	2	5	29.8	17.2	42.0	3	1	2	30.6	22.7	37.0	9
10 Under 20 weeks gestation	3	-	3	12.8	0	25.2	1	1	-	10.2	22.7	0	10
11 20-27 weeks gestation	1	1	-	4.3	8.6	0	1	-	1	10.2	0	13.5	11
12 28 weeks and more	3	1	2	12.8	8.6	16.8	1	-	1	10.2	0	18.5	12
13 Unknown length of gestation	-	-	-	0	0	0	-	-	-	0	0	0	13
DEATHS													
14 Total, all ages	154	83	71	83	51	32	14
15 Under 1 year	7	1	6	29.8	8.6	50.4	2	-	2	20.4	0	37.0	15
16 Under 28 days	3	-	3	12.8	0	25.2	2	-	2	20.4	0	37.0	16
17 Deaths from immaturity	1	-	1	4.3	0	8.4	-	-	-	0	0	0	17
18 1-4 years **	1	1	-	-	-	-	-	-	-	-	-	-	18
19 Maternal deaths	-	-	-	0	0	0	-	-	-	0	0	0	19
CAUSE OF DEATH													
20 Dysentery (004,006,007,009)	1	-	1	-	-	-	20
21 Tuberculosis, all forms (010-019)	-	-	-	-	-	-	21
22 Meningococcal infections (036)	-	-	-	-	-	-	22
23 Acute infectious encephalitis (062-065)	-	-	-	-	-	-	23
24 Infectious Hepatitis (070)	1	-	1	-	-	-	24
25 Typhus and other rickettsioses (080-083)	-	-	-	-	-	-	25
26 Venereal disease (090-099)	-	-	-	-	-	-	26
27 All other diseases classified as Infective and parasitic (000-003, 005, 008, 020-035, 037-061, 066-069, 071-079, 084-089, 100-136)	2	1	1	2	1	1	27
28 Malignant neoplasms, including neoplasms of lymphatic and haematopoietic tissues (140-209)	20	12	8	11	9	2	28
29 Benign neoplasms and neoplasms of unspecified nature (210-239)	2	1	1	1	1	-	29
30 Diabetes Mellitus (250)	4	-	4	-	-	-	30
31 Avitaminoses & other nutritional deficiency (260-269)	-	-	-	-	-	-	31
32 Anemias (280-285)	-	-	-	1	-	1	32
33 Nonmeningococcal meningitis (320)	-	-	-	-	-	-	33
34 Active rheumatic fever (390-392)	-	-	-	-	-	-	34
35 Chronic rheumatic heart disease (393-398)	1	1	-	1	1	-	35
36 Hypertensive disease (400-404)	1	-	1	1	-	1	36
37 Ischaemic heart disease (410-414)	54	36	18	31	23	8	37
38 Other forms of heart disease (420-429)	3	-	3	1	1	-	38
39 Cerebrovascular disease (430-438)	26	10	16	7	2	5	39
40 General arteriosclerosis (440)	-	-	-	1	-	1	40
41 Other diseases of arteries, arterioles, & capillaries (441-448)	-	-	-	-	-	-	41
42 Influenza (470-474)	-	-	-	1	-	1	42
43 Pneumonia (480-486)	8	3	5	4	2	2	43
44 Bronchitis, emphysema and asthma (466, 490-493)	2	2	-	4	3	1	44
45 Other diseases of the respiratory system (460-465, 500-519)	3	2	1	-	-	-	45
46 Peptic ulcer (531-533)	-	-	-	-	-	-	46
47 Appendicitis (540-543)	-	-	-	-	-	-	47
48 Intestinal obstruction and hernia (550-553, 560)	-	-	-	1	1	-	48
49 Gastritis, duodenitis, enteritis & colitis (535, 561, 563)	-	-	-	-	-	-	49
50 Cirrhosis of liver (571)	2	1	1	-	-	-	50
51 Nephritis and nephrosis (580-584)	1	1	-	-	-	-	51
52 Hyperplasia of prostate (600)	-	-	-	-	-	-	52
53 Complications of pregnancy, childbirth and the puerperium (530-678)	-	-	-	-	-	-	53
54 Congenital anomalies (740-759)	-	-	-	1	-	1	54
55 Birth injuries, difficult labor and other anoxic and hypoxic conditions (764-768, 772, 776)	-	-	-	1	-	1	55
56 Other causes of neonatal mortality (760-763, 769-771, 773-775, 777-779)	1	-	1	-	-	-	56
57 Symptoms and ill-defined conditions (780-796)	1	-	1	1	-	1	57
58 All other diseases (residual)	7	4	3	6	5	1	58
59 Motor vehicle accidents (E810-E823)	5	4	1	2	2	-	59
60 All other accidents (E800-E807, E825-E949)	7	4	3	4	-	4	60
61 Suicides (E950-E959)	1	1	-	-	-	-	61
62 Homicides (E960-E969)	1	-	1	1	-	1	62
63 Legal intervention (E970-E978)	-	-	-	-	-	-	63
64 All other external injuries (E980-E999)	-	-	-	-	-	-	64

TABLE XIV VITAL STATISTICS, BY CITY, BY RACE, GEORGIA, 1970

ITEM	BAXLEY						BLAKELY						
	Number			Rate or Ratio*			Number			Rate or Ratio*			
	Total	White	Non-White	Total	White	Non-White	Total	White	Non-White	Total	White	Non-White	
1 Estimated population as of July 1,													1
LIVE BIRTHS													
2 Total	55	47	18	120	66	54	2
3 Delivered in hospital	61	46	15	93.8%	97.9%	83.3%	110	65	45	91.7%	98.5%	83.3%	3
4 Delivered in home by physician	2	1	1	3.1%	2.1%	5.6%	-	-	-	0%	0%	0%	4
5 Delivered by midwife	1	-	1	1.5%	0%	5.6%	10	1	9	8.3%	1.5%	16.7%	5
6 Other deliveries	1	-	1	1.5%	0%	5.6%	-	-	-	0%	0%	0%	6
7 Immature births	9	7	2	138.5	148.9	111.1	14	3	11	116.7	45.5	203.7	7
8 Live births to unwed mothers	10	2	8	153.8	42.6	444.4	27	2	25	225.0	30.3	463.0	8
FETAL DEATHS													
9 Total	3	2	1	46.2	42.6	55.6	4	3	1	33.3	45.5	18.5	9
10 Under 20 weeks gestation	1	-	1	15.4	0	55.6	1	1	-	8.3	15.2	0	10
11 20-27 weeks gestation	1	1	-	15.4	21.3	0	1	-	1	8.3	0	18.5	11
12 28 weeks and more	1	1	-	15.4	21.3	0	-	-	-	0	0	0	12
13 Unknown length of gestation	-	-	-	0	0	0	2	2	-	16.7	30.3	0	13
DEATHS													
14 Total, all ages	65	52	13	56	33	23	14
15 Under 1 year	3	2	1	46.2	42.6	55.6	4	2	2	33.3	30.3	37.0	15
16 Under 28 days	2	2	-	30.8	42.6	0	1	1	-	8.3	15.2	0	16
17 Deaths from immaturity	1	1	-	15.4	21.3	0	1	-	1	8.3	0	18.5	17
18 1-4 years **	-	-	-	-	-	-	3	1	2	-	-	-	18
19 Maternal deaths	-	-	-	0	0	0	-	-	-	0	0	0	19
CAUSE OF DEATH													
20 Dysentery (004,006,007,009)	-	-	-	-	-	-	20
21 Tuberculosis, all forms (010-019)	-	-	-	1	1	-	21
22 Meningococcal Infections (036)	-	-	-	-	-	-	22
23 Acute infectious encephalitis (062-065)	-	-	-	-	-	-	23
24 Infectious Hepatitis (070)	-	-	-	-	-	-	24
25 Typhus and other rickettsioses (080-083)	-	-	-	-	-	-	25
26 Venereal disease (090-099)	-	-	-	-	-	-	26
27 All other diseases classified as Infective and parasitic (000-003, 005, 008, 020-035, 037-061, 066-069, 071-079, 084-089, 100-136)	-	-	-	-	-	-	27
28 Malignant neoplasms, including neoplasms of lymphatic and haematopoietic tissues (140-209)	8	6	2	2	2	-	28
29 Benign neoplasms and neoplasms of unspecified nature (210-239)	-	-	-	-	-	-	29
30 Diabetes Mellitus (250)	2	2	-	2	1	1	30
31 Avitaminoses & other nutritional deficiency (260-269)	1	1	-	-	-	-	31
32 Anemias (280-285)	-	-	-	1	1	-	32
33 Nonmeningococcal meningitis (320)	-	-	-	-	-	-	33
34 Active rheumatic fever (390-392)	-	-	-	-	-	-	34
35 Chronic rheumatic heart disease (393-398)	-	-	-	1	1	-	35
36 Hypertensive disease (400-404)	1	1	-	9	3	6	36
37 Ischaemic heart disease (410-414)	15	12	3	12	7	5	37
38 Other forms of heart disease (420-429)	2	-	2	1	1	-	38
39 Cerebrovascular disease (430-438)	12	11	1	9	5	4	39
40 General arteriosclerosis (440)	1	1	-	-	-	-	40
41 Other diseases of arteries, arterioles, & capillaries (441-448)	-	-	-	-	-	-	41
42 Influenza (470-474)	-	-	-	-	-	-	42
43 Pneumonia (480-486)	4	2	2	4	2	2	43
44 Bronchitis, emphysema and asthma (466, 490-493)	-	-	-	3	2	1	44
45 Other diseases of the respiratory system (460-465, 500-519)	3	3	-	-	-	-	45
46 Peptic ulcer (531-533)	-	-	-	-	-	-	46
47 Appendicitis (540-543)	-	-	-	-	-	-	47
48 Intestinal obstruction and hernia (550-553, 560)	-	-	-	-	-	-	48
49 Gastritis, duodenitis, enteritis & colitis (535, 561, 563)	-	-	-	-	-	-	49
50 Cirrhosis of liver (571)	-	-	-	-	-	-	50
51 Nephritis and nephrosis (580-584)	-	-	-	-	-	-	51
52 Hyperplasia of prostate (600)	1	1	-	-	-	-	52
53 Complications of pregnancy, childbirth and the puerperium (630-678)	-	-	-	-	-	-	53
54 Congenital anomalies (740-759)	2	1	1	1	1	-	54
55 Birth injuries, difficult labor and other anoxic and hypoxic conditions (764-768, 772, 776)	-	-	-	1	1	-	55
56 Other causes of neonatal mortality (760-763, 769-771, 773-775, 777-779)	1	1	-	1	-	1	56
57 Symptoms and ill-defined conditions (780-796)	-	-	-	-	-	-	57
58 All other diseases (residual)	5	5	-	3	-	3	58
59 Motor vehicle accidents (E810-E823)	5	4	1	-	-	-	59
60 All other accidents (E800-E807, E825-E949)	2	1	1	4	4	-	60
61 Suicides (E950-E959)	-	-	-	-	-	-	61
62 Homicides (E960-E-969)	-	-	-	1	1	-	62
63 Legal intervention (E970-E978)	-	-	-	-	-	-	63
64 All other external injuries (E980-E999)	-	-	-	-	-	-	64

TABLE XIV VITAL STATISTICS, BY CITY, BY RACE, GEORGIA, 1970

ITEM	BREMEN						BRUNSWICK						
	Number			Rate or Ratio*			Number			Rate or Ratio*			
	Total	White	Non-White	Total	White	Non-White	Total	White	Non-White	Total	White	Non-White	
1 Estimated population as of July 1,													1
LIVE BIRTHS													
2 Total	68	56	12	488	271	217	2
3 Delivered in hospital	68	56	12	100.0%	100.0%	100.0%	472	270	202	96.7%	99.6%	93.1%	3
4 Delivered in home by physician	-	-	-	0%	0%	0%	1	-	1	0.2%	0%	0.5%	4
5 Delivered by midwife	-	-	-	0%	0%	0%	15	1	14	3.1%	0.4%	6.5%	5
6 Other deliveries	-	-	-	0%	0%	0%	-	-	-	0%	0%	0%	6
7 Immature births	8	5	3	117.6	89.3	250.0	65	28	37	133.2	103.3	170.5	7
8 Live births to unwed mothers	2	-	2	29.4	0	166.7	71	14	57	145.5	51.7	262.7	8
FETAL DEATHS													
9 Total	1	1	-	14.7	17.9	0	4	4	-	8.2	14.8	0	9
10 Under 20 weeks gestation	-	-	-	0	0	0	1	1	-	2.0	3.7	0	10
11 20-27 weeks gestation	-	-	-	0	0	0	-	-	-	0	0	0	11
12 28 weeks and more	1	1	-	14.7	17.9	0	3	3	-	6.1	11.1	0	12
13 Unknown length of gestation	-	-	-	0	0	0	-	-	-	0	0	0	13
DEATHS													
14 Total, all ages	39	36	3	254	139	115	14
15 Under 1 year	-	-	-	0	0	0	21	9	12	43.0	33.2	55.3	15
16 Under 28 days	-	-	-	0	0	0	19	9	10	38.9	33.2	46.1	16
17 Deaths from immaturity	-	-	-	0	0	0	3	1	2	6.1	3.7	9.2	17
18 1-4 years **	-	-	-	-	-	-	-	-	-	-	-	-	18
19 Maternal deaths	-	-	-	0	0	0	-	-	-	0	0	0	19
CAUSE OF DEATH													
20 Dysentery (004,006,007,009)	-	-	-	1	1	-	20
21 Tuberculosis, all forms (010-019)	-	-	-	3	1	2	21
22 Meningococcal infections (036)	-	-	-	-	-	-	22
23 Acute infectious encephalitis (062-065)	-	-	-	-	-	-	23
24 Infectious hepatitis (070)	-	-	-	-	-	-	24
25 Typhus and other rickettsioses (080-083)	-	-	-	-	-	-	25
26 Venereal disease (090-099)	-	-	-	-	-	-	26
27 All other diseases classified as infective and parasitic (000-003, 005, 008, 020-035, 037-061, 066-069, 071-079, 084-089, 100-136)	-	-	-	2	1	1	27
28 Malignant neoplasms, including neoplasms of lymphatic and haematopoietic tissues (140-209)	7	6	1	40	21	19	28
29 Benign neoplasms and neoplasms of unspecified nature (210-239)	-	-	-	1	1	-	29
30 Diabetes Mellitus (250)	-	-	-	6	2	4	30
31 Avitaminoses & other nutritional deficiency (260-269)	-	-	-	1	-	1	31
32 Anomias (280-285)	-	-	-	-	-	-	32
33 Nonmeningococcal meningitis (320)	-	-	-	-	-	-	33
34 Active rheumatic fever (390-392)	-	-	-	-	-	-	34
35 Chronic rheumatic heart disease (393-398)	-	-	-	-	-	-	35
36 Hypertensive disease (400-404)	-	-	-	15	2	13	36
37 Ischaemic heart disease (410-414)	11	11	-	52	40	12	37
38 Other forms of heart disease (420-429)	3	2	1	15	6	9	38
39 Cardiovascular disease (430-438)	5	5	-	32	14	18	39
40 General arteriosclerosis (440)	-	-	-	3	3	-	40
41 Other diseases of arteries, arterioles, & capillaries (441-448)	1	1	-	5	2	3	41
42 Influenza (470-474)	-	-	-	2	2	-	42
43 Pneumonia (480-486)	2	2	-	10	4	6	43
44 Bronchitis, emphysema and asthma (466, 490-493)	1	1	-	5	4	1	44
45 Other diseases of the respiratory system (460-465, 500-519)	-	-	-	1	1	-	45
46 Peptic ulcer (531-533)	-	-	-	1	1	-	46
47 Appendicitis (540-543)	-	-	-	-	-	-	47
48 Intestinal obstruction and hernia (550-553, 560)	1	1	-	2	1	1	48
49 Gastritis, duodenitis, enteritis & colitis (535, 561, 563)	-	-	-	-	-	-	49
50 Cirrhosis of liver (E71)	1	1	-	4	4	-	50
51 Nephritis and nephrosis (580-584)	-	-	-	-	-	-	51
52 Hyperplasia of prostate (600)	-	-	-	-	-	-	52
53 Complications of pregnancy, childbirth and the puerperium (630-678)	-	-	-	-	-	-	53
54 Congenital anomalies (740-759)	1	1	-	5	4	1	54
55 Birth injuries, difficult labor and other anoxic and hypoxic conditions (764-768, 772, 776)	-	-	-	10	5	5	55
56 Other causes of neonatal mortality (760-763, 769-771, 773-775, 777-779)	-	-	-	3	1	2	56
57 Symptoms and ill-defined conditions (780-796)	-	-	-	3	1	2	57
58 All other diseases (residual)	2	1	1	14	5	9	58
59 Motor vehicle accidents (E810-E823)	-	-	-	6	5	1	59
60 All other accidents (E800-E807, E825-E949)	3	3	-	6	2	4	60
61 Suicides (E950-E959)	-	-	-	2	1	1	61
62 Homicides (E960-E-969)	1	1	-	4	4	-	62
63 Legal intervention (E970-E978)	-	-	-	-	-	-	63
64 All other external injuries (E980-E999)	-	-	-	-	-	-	64

TABLE XIV VITAL STATISTICS, BY CITY, BY RACE, GEORGIA, 1970

ITEM	BUFORD						CAIRO						
	Number			Rate or Ratio*			Number			Rate or Ratio*			
	Total	White	Non-White	Total	White	Non-White	Total	White	Non-White	Total	White	Non-White	
1 Estimated population as of July 1,													1
LIVE BIRTHS													
2 Total	137	99	38	158	81	77	2
3 Delivered in hospital	137	99	38	100.0%	100.0%	100.0%	136	80	56	86.1%	98.8%	72.7%	3
4 Delivered in home by physician	-	-	-	0%	0%	0%	-	-	-	0%	0%	0%	4
5 Delivered by midwife	-	-	-	0%	0%	0%	22	1	21	13.9%	1.2%	27.3%	5
6 Other deliveries	-	-	-	0%	0%	0%	-	-	-	0%	0%	0%	6
7 Immature births	15	12	3	109.5	121.2	78.9	16	6	10	101.3	74.1	129.9	7
8 Live births to unwed mothers	14	3	11	102.2	30.3	289.5	32	3	29	202.5	37.0	376.6	8
FETAL DEATHS													
9 Total	3	3	-	21.9	30.3	0	5	3	2	31.6	37.0	26.0	9
10 Under 20 weeks gestation	1	1	-	7.3	10.1	0	4	3	1	25.3	37.0	13.0	10
11 20-27 weeks gestation	-	-	-	0	0	0	-	-	-	0	0	0	11
12 28 weeks and more	1	1	-	7.3	10.1	0	1	-	1	6.3	0	13.0	12
13 Unknown length of gestation	1	1	-	7.3	10.1	0	-	-	-	0	0	0	13
DEATHS													
14 Total, all ages	53	46	7	82	48	34	14
15 Under 1 year	3	3	-	21.9	30.3	0	2	-	2	12.7	0	26.0	15
16 Under 28 days	2	2	-	14.6	20.2	0	1	-	1	6.3	0	13.0	16
17 Deaths from immaturity	-	-	-	0	0	0	-	-	-	0	0	0	17
18 1-4 years **	-	-	-	-	-	-	1	1	-	-	-	-	18
19 Maternal deaths	-	-	-	0	0	0	-	-	-	0	0	0	19
CAUSE OF DEATH													
20 Dysentery (004,006,007,009)	-	-	-	-	-	-	20
21 Tuberculosis, all forms (010-019)	-	-	-	-	-	-	21
22 Meningococcal infections (036)	1	1	-	-	-	-	22
23 Acute infectious encephalitis (062-065)	-	-	-	-	-	-	23
24 Infectious Hepatitis (070)	-	-	-	-	-	-	24
25 Typhus and other rickettsioses (080-083)	-	-	-	-	-	-	25
26 Venereal disease (090-099)	-	-	-	-	-	-	26
27 All other diseases classified as infective and parasitic (000-003, 005, 008, 020-035, 037-061, 066-069, 071-079, 084-089, 100-136)	-	-	-	-	-	-	27
28 Malignant neoplasms, including neoplasms of lymphatic and haematopoietic tissues (140-209)	4	4	-	13	7	6	28
29 Benign neoplasms and neoplasms of unspecified nature (210-239)	-	-	-	-	-	-	29
30 Diabetes Mellitus (250)	-	-	-	3	1	2	30
31 Avitaminoses & other nutritional deficiency (260-269)	-	-	-	-	-	-	31
32 Anemias (280-285)	-	-	-	-	-	-	32
33 Nonmeningococcal meningitis (320)	-	-	-	1	-	1	33
34 Active rheumatic fever (390-392)	-	-	-	-	-	-	34
35 Chronic rheumatic heart disease (393-398)	1	1	-	-	-	-	35
36 Hypertensive disease (400-404)	1	1	-	-	-	-	36
37 Ischaemic heart disease (410-414)	18	17	1	32	23	9	37
38 Other forms of heart disease (420-429)	-	-	-	3	2	1	38
39 Cardiovascular disease (430-438)	8	6	2	14	6	8	39
40 General arteriosclerosis (440)	1	-	1	-	-	-	40
41 Other diseases of arteries, arterioles, & capillaries (441-448)	-	-	-	-	-	-	41
42 Influenza (470-474)	1	1	-	-	-	-	42
43 Pneumonia (480-486)	2	2	-	-	-	-	43
44 Bronchitis, emphysema and asthma (466, 490-493)	-	-	-	2	2	-	44
45 Other diseases of the respiratory system (460-465, 500-510)	-	-	-	1	1	-	45
46 Peptic ulcer (531-533)	1	1	-	-	-	-	46
47 Appendicitis (540-543)	-	-	-	-	-	-	47
48 Intestinal obstruction and hernia (550-553, 560)	-	-	-	-	-	-	48
49 Gastritis, duodenitis, enteritis & colitis (535, 561, 563)	-	-	-	-	-	-	49
50 Cirrhosis of liver (571)	2	2	-	1	1	-	50
51 Nephritis and nephrosis (580-584)	-	-	-	1	-	1	51
52 Hyperplasia of prostate (600)	-	-	-	-	-	-	52
53 Complications of pregnancy, childbirth and the puerperium (630-678)	-	-	-	-	-	-	53
54 Congenital anomalies (740-759)	1	1	-	2	1	1	54
55 Birth injuries, difficult labor and other anoxic and hypoxic conditions (764-768, 772, 776)	1	1	-	-	-	-	55
56 Other causes of neonatal mortality (760-763, 769-771, 773-775, 777-779)	-	-	-	-	-	-	56
57 Symptoms and ill-defined conditions (780-796)	-	-	-	1	-	1	57
58 All other diseases (residual)	7	5	2	3	1	2	58
59 Motor vehicle accidents (E810-E823)	-	-	-	2	2	-	59
60 All other accidents (E800-E807, E825-E949)	2	1	1	2	1	1	60
61 Suicides (E950-E959)	-	-	-	-	-	-	61
62 Homicides (E960-E969)	2	2	-	1	-	1	62
63 Legal intervention (E970-E978)	-	-	-	-	-	-	63
64 All other external injuries (E980-E999)	-	-	-	-	-	-	64

TABLE XIV VITAL STATISTICS, BY CITY, BY RACE, GEORGIA, 1970

ITEM	CALHOUN						CAMILLA						
	Number			Rate or Ratio*			Number			Rate or Ratio*			
	Total	White	Non-White	Total	White	Non-White	Total	White	Non-White	Total	White	Non-White	
1 Estimated population as of July 1,													1
LIVE BIRTHS													
2 Total	95	74	21	130	31	99	2
3 Delivered in hospital	95	74	21	100.0%	100.0%	100.0%	91	31	60	70.0%	100.0%	60.6%	3
4 Delivered in home by physician	-	-	-	0%	0%	0%	1	-	1	0.8%	0%	1.0%	4
5 Delivered by midwife	-	-	-	0%	0%	0%	38	-	38	29.2%	0%	38.4%	5
6 Other deliveries	-	-	-	0%	0%	0%	-	-	-	0%	0%	0%	6
7 Immature births	12	11	1	126.6	148.6	47.6	13	3	10	100.0	96.8	101.0	7
8 Live births to unwed mothers	5	1	4	52.6	13.5	190.5	32	-	32	246.2	0	323.2	8
FETAL DEATHS													
9 Total	2	1	1	21.1	13.5	47.6	5	-	5	38.5	0	50.5	9
10 Under 20 weeks gestation	-	-	-	0	0	0	-	-	-	0	0	0	10
11 20-27 weeks gestation	1	1	-	10.5	13.5	0	2	-	2	15.4	0	20.2	11
12 28 weeks and more	1	-	1	10.5	0	47.6	2	-	2	15.4	0	20.2	12
13 Unknown length of gestation	-	-	-	0	0	0	1	-	1	7.7	0	10.1	13
DEATHS													
14 Total, all ages	74	73	1	57	19	38	14
15 Under 1 year	2	2	-	21.1	27.0	0	7	-	5	53.8	64.5	50.5	15
16 Under 28 days	2	2	-	21.1	27.0	0	4	1	3	30.8	32.3	30.3	16
17 Deaths from immaturity	-	-	-	0	0	0	-	-	-	0	0	0	17
18 1-4 years **	-	-	-	-	-	-	1	-	1	-	-	-	18
19 Maternal deaths	-	-	-	0	0	0	-	-	-	0	0	0	19
CAUSE OF DEATH													
20 Dysentery (004,006,007,009)	-	-	-	-	-	-	20
21 Tuberculosis, all forms (010-019)	-	-	-	-	-	-	21
22 Meningococcal infections (036)	-	-	-	-	-	-	22
23 Acute infectious encephalitis (062-065)	-	-	-	-	-	-	23
24 Infectious Hepatitis (070)	-	-	-	-	-	-	24
25 Typhus and other rickettsioses (080-085)	-	-	-	-	-	-	25
26 Venereal disease (090-099)	-	-	-	-	-	-	26
27 All other diseases classified as infective and parasitic (000-003, 005, 008, 020-035, 037-081, 066-069, 071-079, 084-089, 100-136)	1	1	-	2	-	2	27
28 Malignant neoplasms, including neoplasms of lymphatic and haemopoietic tissues (140-209)	11	11	-	9	3	6	28
29 Benign neoplasms and neoplasms of unspecified nature (210-239)	-	-	-	-	-	-	29
30 Diabetes Mellitus (250)	3	3	-	-	-	-	30
31 Avitaminoses & other nutritional deficiency (260-269)	-	-	-	-	-	-	31
32 Anemias (280-285)	-	-	-	-	-	-	32
33 Nonmeningococcal meningitis (320)	-	-	-	-	-	-	33
34 Active rheumatic fever (390-392)	-	-	-	-	-	-	34
35 Chronic rheumatic heart disease (393-398)	1	1	-	-	-	-	35
36 Hypertensive disease (400-404)	-	-	-	-	-	-	36
37 Ischaemic heart disease (410-414)	17	17	-	22	7	15	37
38 Other forms of heart disease (420-429)	1	1	-	-	-	-	38
39 Cerebrovascular disease (430-436)	7	7	-	7	4	3	39
40 General arteriosclerosis (440)	-	-	-	-	-	-	40
41 Other diseases of arteries, arterioles, & capillaries (441-448)	-	-	-	-	-	-	41
42 Influenza (470-474)	-	-	-	-	-	-	42
43 Pneumonia (480-486)	2	2	-	2	-	2	43
44 Bronchitis, emphysema and asthma (490-493)	1	1	-	-	-	-	44
45 Other diseases of the respiratory system (460-465, 500-519)	2	2	-	2	2	-	45
46 Peptic ulcer (521-533)	-	-	-	-	-	-	46
47 Appendicitis (540-543)	-	-	-	-	-	-	47
48 Intestinal obstruction and hernia (550-553, 560)	-	-	-	-	-	-	48
49 Gastritis, duodenitis, enteritis & colitis (535, 561, 563)	-	-	-	-	-	-	49
50 Cirrhosis of liver (571)	1	1	-	-	-	-	50
51 Nephritis and nephrosis (580-584)	-	-	-	1	1	-	51
52 Hyperplasia of prostate (600)	-	-	-	-	-	-	52
53 Complications of pregnancy, childbirth and the puerperium (630-678)	-	-	-	-	-	-	53
54 Congenital anomalies (740-759)	1	1	-	-	-	-	54
55 Birth injuries, difficult labor and other anoxic and hypoxic conditions (764-768, 772, 776)	1	1	-	3	1	2	55
56 Other causes of neonatal mortality (760-763, 769-771, 773-775, 777-779)	-	-	-	1	-	1	56
57 Symptoms and ill-defined conditions (780-796)	1	1	-	1	-	1	57
58 All other diseases (residual)	7	7	-	3	1	2	58
59 Motor vehicle accidents (E810-E823)	8	7	1	2	-	2	59
60 All other accidents (E800-E807, E825-E949)	3	3	-	1	-	1	60
61 Suicides (E950-E959)	4	4	-	-	-	-	61
62 Homicides (E960-E969)	2	2	-	1	-	1	62
63 Legal intervention (E970-E978)	-	-	-	-	-	-	63
64 All other external injuries (E980-E999)	-	-	-	-	-	-	64

TABLE XIV VITAL STATISTICS, BY CITY, BY RACE, GEORGIA, 1970

106

ITEM	CARROLLTON						CARTERSVILLE						
	Number			Rate or Ratio*			Number			Rate or Ratio*			
	Total	White	Non-White	Total	White	Non-White	Total	White	Non-White	Total	White	Non-White	
1 Estimated population as of July 1,													1
LIVE BIRTHS													
2 Total	289	198	91	188	143	45	2
3 Delivered in hospital	289	198	91	100.0%	100.0%	100.0%	188	143	45	100.0%	100.0%	100.0%	3
4 Delivered in home by physician	-	-	-	0%	0%	0%	-	-	-	0%	0%	0%	4
5 Delivered by midwife	-	-	-	0%	0%	0%	-	-	-	0%	0%	0%	5
6 Other deliveries	-	-	-	0%	0%	0%	-	-	-	0%	0%	0%	6
7 Immature births	28	17	11	96.9	85.9	120.9	15	8	7	79.8	55.9	155.6	7
8 Live births to unwed mothers	34	3	31	117.6	15.2	340.7	20	7	13	106.4	49.0	288.9	8
FETAL DEATHS													
9 Total	12	8	4	41.5	40.4	44.0	-	-	-	0	0	0	9
10 Under 20 weeks gestation	7	6	1	24.2	30.3	11.0	-	-	-	0	0	0	10
11 20-27 weeks gestation	4	1	3	13.8	5.1	33.0	-	-	-	0	0	0	11
12 28 weeks and more	-	-	-	0	0	0	-	-	-	0	0	0	12
13 Unknown length of gestation	1	1	-	3.5	5.1	0	-	-	-	0	0	0	13
DEATHS													
14 Total, all ages	112	75	37	125	106	19	14
15 Under 1 year	7	3	4	24.2	15.2	44.0	5	1	4	26.6	7.0	88.9	15
16 Under 28 days	4	3	1	13.8	15.2	11.0	5	1	4	26.6	7.0	88.9	16
17 Deaths from immaturity	1	1	-	3.5	5.1	0	-	-	-	0	0	0	17
18 1-4 years **	1	-	1	-	-	-	-	-	-	-	-	-	18
19 Maternal deaths	-	-	-	0	0	0	-	-	-	0	0	0	19
CAUSE OF DEATH													
20 Dysentery (004,006,007,009)	-	-	-	-	-	-	20
21 Tuberculosis, all forms (010-019)	-	-	-	1	1	-	21
22 Meningococcal infections (036)	-	-	-	-	-	-	22
23 Acute infectious encephalitis (062-065)	-	-	-	-	-	-	23
24 Infectious hepatitis (070)	-	-	-	-	-	-	24
25 Typhus and other rickettsioses (080-083)	-	-	-	-	-	-	25
26 Venereal disease (090-099)	-	-	-	-	-	-	26
27 All other diseases classified as infective and parasitic (000-003, 005, 008, 020-035, 037-061, 066-069, 071-079, 084-089, 100-136)	1	1	-	-	-	-	27
28 Malignant neoplasms, including neoplasms of lymphatic and haematopoietic tissues (140-209)	16	10	6	23	22	1	28
29 Benign neoplasms and neoplasms of unspecified nature (210-239)	-	-	-	-	-	-	29
30 Diabetes Mellitus (250)	-	-	-	1	-	1	30
31 Avitaminoses & other nutritional deficiency (260-269)	1	1	-	-	-	-	31
32 Anemias (280-285)	-	-	-	-	-	-	32
33 Nonmeningococcal meningitis (320)	-	-	-	-	-	-	33
34 Active rheumatic fever (390-392)	-	-	-	-	-	-	34
35 Chronic rheumatic heart disease (393-398)	-	-	-	-	-	-	35
36 Hypertensive disease (400-404)	1	-	1	2	2	-	36
37 Ischaemic heart disease (410-414)	43	35	8	38	34	4	37
38 Other forms of heart disease (420-429)	2	1	1	3	3	-	38
39 Cerebrovascular disease (430-438)	11	10	1	21	19	2	39
40 General arteriosclerosis (440)	-	-	-	1	1	-	40
41 Other diseases of arteries, arterioles, & capillaries (441-448)	-	-	-	5	4	1	41
42 Influenza (470-474)	-	-	-	1	1	-	42
43 Pneumonia (480-486)	5	1	4	6	4	2	43
44 Bronchitis, emphysema and asthma (466, 490-493)	1	1	-	2	2	-	44
45 Other diseases of the respiratory system (460-485, 500-519)	3	3	-	-	-	-	45
46 Peptic ulcer (531-533)	-	-	-	-	-	-	46
47 Appendicitis (540-543)	-	-	-	1	-	1	47
48 Intestinal obstruction and hernia (550-553, 560)	-	-	-	-	-	-	48
49 Gastritis, duodenitis, enteritis & colitis (535, 561, 563)	-	-	-	-	-	-	49
50 Cirrhosis of liver (571)	1	1	-	1	1	-	50
51 Nephritis and nephrosis (580-584)	1	-	1	-	-	-	51
52 Hyperplasia of prostate (600)	-	-	-	-	-	-	52
53 Complications of pregnancy, childbirth and the puerperium (630-678)	-	-	-	-	-	-	53
54 Congenital anomalies (740-759)	1	1	-	-	-	-	54
55 Birth injuries, difficult labor and other anoxic and hypoxic conditions (764-768, 772, 776)	-	-	-	2	1	1	55
56 Other causes of neonatal mortality (760-763, 769-771, 773-775, 777-779)	2	2	-	2	-	2	56
57 Symptoms and ill-defined conditions (780-796)	7	3	4	3	2	1	57
58 All other diseases (residual)	6	3	3	5	3	2	58
59 Motor vehicle accidents (E810-E823)	7	1	6	4	4	-	59
60 All other accidents (E800-E807, E825-E949)	3	1	2	2	2	-	60
61 Suicides (E950-E959)	-	-	-	-	-	-	61
62 Homicides (E960-E969)	-	-	-	1	-	1	62
63 Legal intervention (E970-E978)	-	-	-	-	-	-	63
64 All other external injuries (E980-E999)	-	-	-	-	-	-	64

TABLE XIV VITAL STATISTICS, BY CITY, BY RACE, GEORGIA, 1970

ITEM	CEDARTOWN						CHAMBLEE						
	Number			Rate or Ratio*			Number			Rate or Ratio*			
	Total	White	Non-White	Total	White	Non-White	Total	White	Non-White	Total	White	Non-White	
1 Estimated population as of July 1,													1
LIVE BIRTHS													
2 Total	172	139	33	329	324	5	2
3 Delivered in hospital	171	139	32	99.4%	100.0%	97.0%	329	324	5	100.0%	100.0%	100.0%	3
4 Delivered in home by physician	1	-	1	0.6%	0%	3.0%	-	-	-	0%	0%	0%	4
5 Delivered by midwife	-	-	-	0%	0%	0%	-	-	-	0%	0%	0%	5
6 Other deliveries	-	-	-	0%	0%	0%	-	-	-	0%	0%	0%	6
7 Immature births	11	7	4	64.0	50.4	121.2	21	21	-	63.8	64.8	0	7
8 Live births to unwed mothers	14	7	7	81.4	50.4	212.1	11	9	2	33.4	27.8	400.0	8
FETAL DEATHS													
9 Total	1	1	-	5.8	7.2	0	12	12	-	36.5	37.0	0	9
10 Under 20 weeks gestation	-	-	-	0	0	0	7	7	-	21.3	21.6	0	10
11 20-27 weeks gestation	-	-	-	0	0	0	2	2	-	6.1	6.2	0	11
12 28 weeks and more	1	1	-	5.8	7.2	0	3	3	-	9.1	9.3	0	12
13 Unknown length of gestation	-	-	-	0	0	0	-	-	-	0	0	0	13
DEATHS													
14 Total, all ages	133	115	18	44	43	1	14
15 Under 1 year	-	-	-	0	0	0	3	3	-	9.1	9.3	0	15
16 Under 28 days	-	-	-	0	0	0	1	1	-	3.0	3.1	0	16
17 Deaths from immaturity	-	-	-	0	0	0	-	-	-	0	0	0	17
18 1-4 years **	-	-	-	-	-	-	1	1	-	-	-	-	18
19 Maternal deaths	-	-	-	0	0	0	-	-	-	0	0	0	19
CAUSE OF DEATH													
20 Dysentery (004,006,007,009)	1	1	-	-	-	-	20
21 Tuberculosis, all forms (010-019)	-	-	-	-	-	-	21
22 Meningococcal Infections (036)	-	-	-	-	-	-	22
23 Acute infectious encephalitis (062-065)	-	-	-	-	-	-	23
24 Infectious Hepatitis (070)	1	1	-	-	-	-	24
25 Typhus and other rickettsioses (080-083)	-	-	-	-	-	-	25
26 Venereal disease (090-099)	-	-	-	-	-	-	26
27 All other diseases classified as Infective and parasitic (000-003, 005, 008, 020-035, 037-061, 066-069, 071-079, 084-089, 100-136)	-	-	-	1	1	-	27
28 Malignant neoplasms, including neoplasms of lymphatic and haematopoietic tissues (140-209)	25	24	1	9	9	-	28
29 Benign neoplasms and neoplasms of unspecified nature (210-239)	-	-	-	-	-	-	29
30 Diabetes Mellitus (250)	2	1	1	-	-	-	30
31 Avitaminoses & other nutritional deficiency (260-269)	-	-	-	-	-	-	31
32 Anemias (280-285)	1	-	1	-	-	-	32
33 Nonmeningococcal meningitis (320)	-	-	-	-	-	-	33
34 Active rheumatic fever (390-392)	-	-	-	-	-	-	34
35 Chronic rheumatic heart disease (393-398)	-	-	-	1	1	-	35
36 Hypertensive disease (400-404)	-	-	-	-	-	-	36
37 Ischaemic heart disease (410-414)	58	51	7	11	10	1	37
38 Other forms of heart disease (420-429)	-	-	-	-	-	-	38
39 Cerebrovascular disease (430-438)	14	10	4	5	5	-	39
40 General arteriosclerosis (440)	1	1	-	-	-	-	40
41 Other diseases of arteries, arterioles, & capillaries (441-448)	-	-	-	-	-	-	41
42 Influenza (470-474)	1	1	-	-	-	-	42
43 Pneumonia (480-486)	5	4	1	5	5	-	43
44 Bronchitis, emphysema and asthma (466, 490-493)	1	1	-	1	1	-	44
45 Other diseases of the respiratory system (460-465, 500-519)	2	1	1	-	-	-	45
46 Peptic ulcer (531-533)	1	1	-	-	-	-	46
47 Appendicitis (540-543)	-	-	-	-	-	-	47
48 Intestinal obstruction and hernia (550-553, 560)	1	-	1	-	-	-	48
49 Gastritis, duodenitis, enteritis & colitis (535, 561, 563)	-	-	-	-	-	-	49
50 Cirrhosis of liver (571)	1	1	-	-	-	-	50
51 Nephritis and nephrosis (580-584)	1	1	-	-	-	-	51
52 Hyperplasia of prostate (600)	-	-	-	-	-	-	52
53 Complications of pregnancy, childbirth and the puerperium (630-678)	-	-	-	-	-	-	53
54 Congenital anomalies (740-759)	-	-	-	1	1	-	54
55 Birth injuries, difficult labor and other anoxic and hypoxic conditions (764-768, 772, 776)	-	-	-	1	1	-	55
56 Other causes of neonatal mortality (760-763, 769-771, 773-775, 777-779)	-	-	-	-	-	-	56
57 Symptoms and ill-defined conditions (780-796)	-	-	-	-	-	-	57
58 All other diseases (residual)	4	4	-	1	1	-	58
59 Motor vehicle accidents (E810-E823)	6	5	1	3	3	-	59
60 All other accidents (E800-E807, E825-E949)	5	5	-	1	1	-	60
61 Suicides (E950-E959)	2	2	-	2	2	-	61
62 Homicides (E960-E969)	-	-	-	2	2	-	62
63 Legal intervention (E970-E978)	-	-	-	-	-	-	63
64 All other external injuries (E980-E999)	-	-	-	-	-	-	64

TABLE XIV VITAL STATISTICS, BY CITY, BY RACE, GEORGIA, 1970

ITEM	CLAXTON						COCHRAN						
	Number			Rate or Ratio*			Number			Rate or Ratio*			
	Total	White	Non-White	Total	White	Non-White	Total	White	Non-White	Total	White	Non-White	
1 Estimated population as of July 1,													1
LIVE BIRTHS													
2 Total	52	26	26	71	31	40	2
3 Delivered in hospital	51	26	25	98.1%	100.0%	96.2%	37	30	7	52.1%	96.8%	17.5%	3
4 Delivered in home by physician	1	-	1	1.9%	0%	3.8%	-	-	-	0%	0%	0%	4
5 Delivered by midwife	-	-	-	0%	0%	0%	34	1	33	47.9%	3.2%	82.5%	5
6 Other deliveries	-	-	-	0%	0%	0%	-	-	-	0%	0%	0%	6
7 Immature births	7	1	6	134.6	38.5	230.8	4	2	2	56.3	64.5	50.0	7
8 Live births to unwed mothers	13	-	13	250.0	0	500.0	22	-	22	309.9	0	550.0	8
FETAL DEATHS													
9 Total	1	1	-	19.2	38.5	0	3	2	1	42.3	64.5	25.0	9
10 Under 20 weeks gestation	1	1	-	19.2	38.5	0	-	-	-	0	0	0	10
11 20-27 weeks gestation	-	-	-	0	0	0	-	-	-	0	0	0	11
12 28 weeks and more	-	-	-	0	0	0	3	2	1	42.3	64.5	25.0	12
13 Unknown length of gestation	-	-	-	0	0	0	-	-	-	0	0	0	13
DEATHS													
14 Total, all ages	33	25	8	56	33	23	14
15 Under 1 year	2	-	2	38.5	0	76.9	2	-	2	28.2	0	50.0	15
16 Under 28 days	1	-	1	19.2	0	38.5	2	-	2	28.2	0	50.0	16
17 Deaths from immaturity	1	-	1	19.2	0	38.5	1	-	1	14.1	0	25.0	17
18 1-4 years **	1	1	-	-	-	-	1	1	-	-	-	-	18
19 Maternal deaths	-	-	-	0	0	0	-	-	-	0	0	0	19
CAUSE OF DEATH													
20 Dysentery (004,006,007,009)	-	-	-	-	-	-	20
21 Tuberculosis, all forms (010-019)	-	-	-	-	-	-	21
22 Meningococcal Infections (036)	-	-	-	-	-	-	22
23 Acute infectious encephalitis (062-065)	-	-	-	-	-	-	23
24 Infectious Hepatitis (070)	-	-	-	-	-	-	24
25 Typhus and other rickettsioses (080-083)	-	-	-	-	-	-	25
26 Venereal disease (090-099)	-	-	-	-	-	-	26
27 All other diseases classified as Infective and parasitic (000-003, 005, 008, 020-035, 037-061, 066-069, 071-079, 084-089, 100-135)	-	-	-	1	-	1	27
28 Malignant neoplasms, including neoplasms of lymphatic and haematopoietic tissues (140-209)	7	5	2	6	2	4	28
29 Benign neoplasms and neoplasms of unspecified nature (210-239)	-	-	-	-	-	-	29
30 Diabetes Mellitus (250)	1	1	-	1	-	1	30
31 Avitaminoses & other nutritional deficiency (260-269)	-	-	-	-	-	-	31
32 Anemias (280-285)	-	-	-	-	-	-	32
33 Nonmeningococcal meningitis (320)	-	-	-	-	-	-	33
34 Active rheumatic fever (390-392)	-	-	-	-	-	-	34
35 Chronic rheumatic heart disease (393-398)	-	-	-	-	-	-	35
36 Hypertensive disease (400-404)	-	-	-	2	1	1	36
37 Ischaemic heart disease (410-414)	9	6	3	15	13	2	37
38 Other forms of heart disease (420-429)	1	1	-	2	1	1	38
39 Cerebrovascular disease (430-438)	5	4	1	10	4	6	39
40 General arteriosclerosis (440)	-	-	-	2	2	-	40
41 Other diseases of arteries, arterioles, & capillaries (441-448)	-	-	-	2	1	1	41
42 Influenza (470-474)	-	-	-	-	-	-	42
43 Pneumonia (480-486)	3	2	1	2	1	1	43
44 Bronchitis, emphysema and asthma (466, 490-493)	-	-	-	4	4	-	44
45 Other diseases of the respiratory system (460-465, 500-519)	-	-	-	-	-	-	45
46 Peptic ulcer (531-533)	-	-	-	-	-	-	46
47 Appendicitis (540-543)	-	-	-	-	-	-	47
48 Intestinal obstruction and hernia (550-553, 560)	-	-	-	-	-	-	48
49 Gastritis, duodenitis, enteritis & colitis (535, 561, 563)	-	-	-	-	-	-	49
50 Cirrhosis of liver (571)	2	2	-	-	-	-	50
51 Nephritis and nephrosis (580-584)	-	-	-	-	-	-	51
52 Hyperplasia of prostate (600)	-	-	-	-	-	-	52
53 Complications of pregnancy, childbirth and the puerperium (630-678)	-	-	-	-	-	-	53
54 Congenital anomalies (740-759)	-	-	-	-	-	-	54
55 Birth injuries, difficult labor and other anoxic and hypoxic conditions (764-768, 772, 776)	-	-	-	1	-	1	55
56 Other causes of neonatal mortality (760-763, 769-771, 773-775, 777-779)	1	-	1	1	-	1	56
57 Symptoms and ill-defined conditions (780-796)	-	-	-	-	-	-	57
58 All other diseases (residual)	2	2	-	3	2	1	58
59 Motor vehicle accidents (E810-E823)	-	-	-	-	-	-	59
60 All other accidents (E800-E807, E825-E949)	2	2	-	3	1	2	60
61 Suicides (E950-E959)	-	-	-	1	1	-	61
62 Homicides (E960-E969)	-	-	-	-	-	-	62
63 Legal intervention (E970-E978)	-	-	-	-	-	-	63
64 All other external injuries (E980-E999)	-	-	-	-	-	-	64

TABLE XIV VITAL STATISTICS, BY CITY, BY RACE, GEORGIA, 1970

ITEM	COLLEGE PARK						COLUMBUS						
	Number			Rate or Ratio*			Number			Rate or Ratio*			
	Total	White	Non-White	Total	White	Non-White	Total	White	Non-White	Total	White	Non-White	
1 Estimated population as of July 1,													1
LIVE BIRTHS													
2 Total	426	375	51	3,735	2,757	978	2
3 Delivered in hospital	426	375	51	100.0%	100.0%	100.0%	3,730	2,753	977	99.9%	99.9%	99.9%	3
4 Delivered in home by physician	-	-	-	0%	0%	0%	5	4	1	0.1%	0.1%	0.1%	4
5 Delivered by midwife	-	-	-	0%	0%	0%	-	-	-	0%	0%	0%	5
6 Other deliveries	-	-	-	0%	0%	0%	-	-	-	0%	0%	0%	6
7 Immature births	35	23	12	82.2	61.3	235.3	320	206	114	85.7	74.7	116.6	7
8 Live births to unwed mothers	32	14	18	75.1	37.3	352.9	356	114	242	95.3	41.3	247.4	8
FETAL DEATHS													
9 Total	15	15	-	35.2	40.0	0	100	58	42	26.8	71.0	42.9	9
10 Under 20 weeks gestation	10	10	-	23.5	26.7	0	37	19	18	9.9	6.9	18.4	10
11 20-27 weeks gestation	-	-	-	0	0	0	23	17	6	6.2	6.2	6.1	11
12 28 weeks and more	4	4	-	9.4	10.7	0	33	20	13	8.8	7.3	13.3	12
13 Unknown length of gestation	1	1	-	2.3	2.7	0	7	2	5	1.9	0.7	5.1	13
DEATHS													
14 Total, all ages	165	137	28	1,263	837	426	14
15 Under 1 year	9	8	1	21.1	21.3	19.6	71	51	20	19.0	18.5	20.4	15
16 Under 28 days	6	6	-	14.1	16.0	0	56	41	15	15.0	14.9	15.3	16
17 Deaths from immaturity	1	1	-	2.3	2.7	0	6	4	2	1.6	1.5	2.0	17
18 1-4 years **	1	1	-	-	-	-	15	12	3	-	-	-	18
19 Maternal deaths	-	-	-	0	0	0	1	-	1	2.7	0	10.2	19
CAUSE OF DEATH													
20 Dysentery (004,006,007,009)	1	1	-	-	-	-	20
21 Tuberculosis, all forms (010-019)	-	-	-	4	-	4	21
22 Meningococcal Infections (036)	-	-	-	-	-	-	22
23 Acute infectious encephalitis (062-065)	-	-	-	-	-	-	23
24 Infectious Hepatitis (070)	-	-	-	1	-	1	24
25 Typhus and other rickettsioses (080-083)	-	-	-	-	-	-	25
26 Venereal disease (090-099)	-	-	-	-	-	-	26
27 All other diseases classified as Infective and parasitic (000-003, 005, 008, 020-035, 037-061, 066-069, 071-079, 084-089, 100-136)	2	2	-	3	3	-	27
28 Malignant neoplasms, including neoplasms of lymphatic and hematopoietic tissues (140-209)	21	18	3	188	127	61	28
29 Benign neoplasms and neoplasms of unspecified nature (210-239)	1	-	1	2	1	1	29
30 Diabetes Mellitus (250)	2	-	2	16	11	5	30
31 Avitaminosis & other nutritional deficiency (260-269)	-	-	-	2	-	2	31
32 Anemias (280-285)	-	-	-	4	1	3	32
33 Nonmeningococcal meningitis (320)	-	-	-	3	2	1	33
34 Active rheumatic fever (390-392)	-	-	-	-	-	-	34
35 Chronic rheumatic heart disease (393-398)	-	-	-	9	6	3	35
36 Hypertensive disease (400-404)	-	-	-	39	11	28	36
37 Ischaemic heart disease (410-414)	52	42	10	331	252	79	37
38 Other forms of heart disease (420-429)	4	4	-	86	42	44	38
39 Cerebrovascular disease (43C-438)	20	19	1	157	97	60	39
40 General arteriosclerosis (440)	-	-	-	19	16	3	40
41 Other diseases of arteries, arterioles, & capillaries (441-448)	3	3	-	18	13	5	41
42 Influenza (470-474)	-	-	-	-	-	-	42
43 Pneumonia (480-486)	6	4	2	37	24	13	43
44 Bronchitis, emphysema and asthma (486, 490-493)	1	1	-	19	15	4	44
45 Other diseases of the respiratory system (460-485, 500-519)	-	-	-	15	13	2	45
46 Peptic ulcer (531-533)	-	-	-	8	6	2	46
47 Appendicitis (540-543)	-	-	-	1	1	-	47
48 Intestinal obstruction and hernia (550-553, 560)	-	-	-	4	3	1	48
49 Gastritis, duodenitis, enteritis & colitis (535, 561, 563)	-	-	-	3	3	-	49
50 Cirrhosis of liver (571)	4	4	-	15	14	1	50
51 Nephritis and nephrosis (580-584)	-	-	-	8	5	3	51
52 Hyperplasia of prostate (600)	-	-	-	-	-	-	52
53 Complications of pregnancy, childbirth and the puerperium (630-678)	-	-	-	1	-	1	53
54 Congenital anomalies (740-759)	3	3	-	13	10	3	54
55 Birth injuries, difficult labor and other anoxic and hypoxic conditions (764-768, 772, 776)	2	2	-	31	24	7	55
56 Other causes of neonatal mortality (760-763, 769-771, 773-775, 777-779)	1	1	-	15	9	6	56
57 Symptoms and ill-defined conditions (780-796)	5	4	1	28	10	18	57
58 All other diseases (residual)	8	6	2	71	48	23	58
59 Motor vehicle accidents (E810-E823)	8	7	1	29	19	10	59
60 All other accidents (E800-E807, E825-E949)	12	9	3	53	35	18	60
61 Suicides (E950-E959)	4	4	-	13	10	3	61
62 Homicides (E960-E969)	4	2	2	16	6	10	62
63 Legal intervention (E970-E978)	1	1	-	1	-	1	63
64 All other external injuries (E980-E999)	-	-	-	-	-	-	64

TABLE XIV VITAL STATISTICS, BY CITY, BY RACE, GEORGIA, 1970

110

ITEM	COMMERCE						CONYERS						
	Number			Rate or Ratio*			Number			Rate or Ratio*			
	Total	White	Non-White	Total	White	Non-White	Total	White	Non-White	Total	White	Non-White	
1 Estimated population as of July 1,													1
LIVE BIRTHS													
2 Total	88	73	15	141	110	31	2
3 Delivered in hospital	88	73	15	100.0%	100.0%	100.0%	141	110	31	100.0%	100.0%	100.0%	3
4 Delivered in home by physician	-	-	-	0%	0%	0%	-	-	-	0%	0%	0%	4
5 Delivered by midwife	-	-	-	0%	0%	0%	-	-	-	0%	0%	0%	5
6 Other deliveries	-	-	-	0%	0%	0%	-	-	-	0%	0%	0%	6
7 Immature births	10	4	6	113.6	54.8	400.0	3	2	1	21.3	18.2	32.3	7
8 Live births to unwed mothers	6	3	3	68.2	41.1	200.0	9	2	7	63.8	18.2	225.8	8
FETAL DEATHS													
9 Total	1	-	1	11.4	0	66.7	3	3	-	21.3	27.3	0	9
10 Under 20 weeks gestation	-	-	-	0	0	0	2	2	-	14.2	18.2	0	10
11 20-27 weeks gestation	-	-	-	0	0	0	-	-	-	0	0	0	11
12 28 weeks and more	1	-	1	11.4	0	66.7	1	1	-	7.1	9.1	0	12
13 Unknown length of gestation	-	-	-	0	0	0	-	-	-	0	0	0	13
DEATHS													
14 Total, all ages	54	49	5	51	38	13	14
15 Under 1 year	2	1	1	22.7	13.7	66.7	2	2	-	14.2	18.2	0	15
16 Under 28 days	1	1	-	11.4	13.7	0	-	-	-	0	0	0	16
17 Deaths from immaturity	-	-	-	0	0	0	-	-	-	0	0	0	17
18 1-4 years **	-	-	-	-	-	-	-	-	-	-	-	-	18
19 Maternal deaths	1	-	1	113.6	0	666.7	-	-	-	0	0	0	19
CAUSE OF DEATH													
20 Dysentery (004,006,007,009)	1	1	-	-	-	-	20
21 Tuberculosis, all forms (010-019)	-	-	-	-	-	-	21
22 Meningococcal infections (036)	-	-	-	-	-	-	22
23 Acute infectious encephalitis (062-065)	-	-	-	-	-	-	23
24 Infectious Hepatitis (070)	-	-	-	-	-	-	24
25 Typhus and other rickettsioses (080-083)	-	-	-	-	-	-	25
26 Venereal disease (090-099)	-	-	-	-	-	-	26
27 All other diseases classified as Infective and parasitic (000-003, 005, 008, 020-035, 037-061, 066-069, 071-079, 084-089, 100-136)	-	-	-	-	-	-	27
28 Malignant neoplasms, including neoplasms of lymphatic and haematopoietic tissues (140-209)	8	7	1	13	11	2	28
29 Benign neoplasms and neoplasms of unspecified nature (210-239)	1	1	-	-	-	-	29
30 Diabetes Mellitus (250)	1	1	-	1	1	-	30
31 Avitaminosis & other nutritional deficiency (260-269)	-	-	-	-	-	-	31
32 Anemias (280-285)	-	-	-	-	-	-	32
33 Nonmeningococcal meningitis (320)	-	-	-	-	-	-	33
34 Active rheumatic fever (390-392)	-	-	-	-	-	-	34
35 Chronic rheumatic heart disease (393-398)	-	-	-	-	-	-	35
36 Hypertensive disease (400-404)	2	1	1	-	-	-	36
37 Ischaemic heart disease (410-414)	21	21	-	14	11	3	37
38 Other forms of heart disease (420-429)	-	-	-	-	-	-	38
39 Cardiovascular disease (430-438)	4	4	-	6	3	3	39
40 General arteriosclerosis (440)	1	1	-	1	-	1	40
41 Other diseases of arteries, arterioles, & capillaries (441-448)	-	-	-	-	-	-	41
42 Influenza (470-474)	-	-	-	-	-	-	42
43 Pneumonia (480-486)	1	1	-	3	3	-	43
44 Bronchitis, emphysema and asthma (465, 490-493)	-	-	-	-	-	-	44
45 Other diseases of the respiratory system (460-465, 500-519)	-	-	-	-	-	-	45
46 Peptic ulcer (531-533)	-	-	-	-	-	-	46
47 Appendicitis (540-543)	-	-	-	-	-	-	47
48 Intestinal obstruction and hernia (550-553, 560)	2	1	1	1	-	1	48
49 Gastritis, duodenitis, enteritis & colitis (535, 561, 563)	-	-	-	1	1	-	49
50 Cirrhosis of liver (571)	1	1	-	-	-	-	50
51 Nephritis and nephrosis (580-584)	-	-	-	-	-	-	51
52 Hypertrophy of prostate (600)	-	-	-	-	-	-	52
53 Complications of pregnancy, childbirth and the puerperium (630-678)	1	-	1	-	-	-	53
54 Congenital anomalies (740-759)	-	-	-	-	-	-	54
55 Birth injuries, difficult labor and other anoxic and hypoxic conditions (764-768, 772, 776)	1	1	-	-	-	-	55
56 Other causes of neonatal mortality (760-763, 769-771, 773-775, 777-779)	-	-	-	-	-	-	56
57 Symptoms and ill-defined conditions (780-796)	-	-	-	-	-	-	57
58 All other diseases (residual)	4	3	1	6	4	2	58
59 Motor vehicle accidents (E810-E823)	2	2	-	3	2	1	59
60 All other accidents (E800-E807, E825-E949)	2	2	-	1	1	-	60
61 Suicides (E950-E959)	1	1	-	1	1	-	61
62 Homicides (E960-E-969)	-	-	-	-	-	-	62
63 Legal intervention (E970-E978)	-	-	-	-	-	-	63
64 All other external injuries (E980-E999)	-	-	-	-	-	-	64

TABLE XIV VITAL STATISTICS, BY CITY, BY RACE, GEORGIA, 1970

ITEM	CORDELE						CORNELIA						
	Number			Rate or Ratio*			Number			Rate or Ratio*			
	Total	White	Non-White	Total	White	Non-White	Total	White	Non-White	Total	White	Non-White	
1 Estimated population as of July 1,													1
LIVE BIRTHS													
2 Total	237	78	159	57	48	9	2
3 Delivered in hospital	212	78	134	89.5%	100.0%	84.3%	57	48	9	100.0%	100.0%	100.0%	3
4 Delivered in home by physician	1	-	1	0.4%	0%	0.6%	-	-	-	0%	0%	0%	4
5 Delivered by midwife	24	-	24	10.1%	0%	15.1%	-	-	-	0%	0%	0%	5
6 Other deliveries	-	-	-	0%	0%	0%	-	-	-	0%	0%	0%	6
7 Immature births	24	2	22	101.3	25.6	138.4	4	4	2	105.3	83.3	222.2	7
8 Live births to unwed mothers	81	2	79	341.8	25.6	496.9	3	1	2	52.6	20.8	222.2	8
FETAL DEATHS													
9 Total	4	1	3	16.9	12.8	18.9	3	3	-	52.6	62.5	0	9
10 Under 20 weeks gestation	3	1	2	12.7	12.8	12.6	1	1	-	17.5	20.8	0	10
11 20-27 weeks gestation	-	-	-	0	0	0	1	1	-	17.5	20.8	0	11
12 28 weeks and more	1	-	1	4.2	0	6.3	-	-	-	0	0	0	12
13 Unknown length of gestation	-	-	-	0	0	0	1	1	-	17.5	20.8	0	13
DEATHS													
14 Total, all ages	132	74	58	34	29	5	14
15 Under 1 year	4	1	3	16.9	12.8	18.9	5	3	2	87.7	62.5	222.2	15
16 Under 28 days	3	1	2	12.7	12.8	12.6	5	3	2	87.7	62.5	222.2	16
17 Deaths from immaturity	1	-	1	4.2	0	6.3	1	-	1	17.5	0	111.1	17
18 1-4 years **	1	-	1	-	-	-	1	1	-	-	-	-	18
19 Maternal deaths	-	-	-	0	0	0	-	-	-	0	0	0	19
CAUSE OF DEATH													
20 Dysentery (004,005,007,009)	-	-	-	-	-	-	20
21 Tuberculosis, all forms (010-019)	-	-	-	-	-	-	21
22 Meningococcal infections (036)	-	-	-	-	-	-	22
23 Acute infectious encephalitis (032-065)	-	-	-	-	-	-	23
24 Infectious hepatitis (070)	1	-	1	-	-	-	24
25 Typhus and other rickettsialoses (080-083)	-	-	-	-	-	-	25
26 Venereal disease (090-099)	-	-	-	-	-	-	26
27 All other diseases classified as infective and parasitic (000-003, 005, 008, 020-035, 037-061, 066-069, 071-079, 084-089, 100-136)	-	-	-	-	-	-	27
28 Malignant neoplasms, including neoplasms of lymphatic and haematopoietic tissues (140-209)	17	9	8	7	6	1	28
29 Benign neoplasms and neoplasms of unspecified nature (210-239)	-	-	-	-	-	-	29
30 Diabetes mellitus (250)	-	-	-	1	1	-	30
31 Avitaminoses & other nutritional deficiency (260-269)	-	-	-	-	-	-	31
32 Anemias (280-285)	-	-	-	-	-	-	32
33 Nonmeningococcal meningitis (320)	-	-	-	-	-	-	33
34 Active rheumatic fever (390-392)	-	-	-	-	-	-	34
35 Chronic rheumatic heart disease (393-398)	-	-	-	-	-	-	35
36 Hypertensive disease (400-404)	1	1	-	-	-	-	36
37 Ischaemic heart disease (410-414)	37	24	13	6	4	2	37
38 Other forms of heart disease (420-429)	3	2	1	1	1	-	38
39 Cerebrovascular disease (430-438)	34	19	15	5	5	-	39
40 General arteriosclerosis (440)	3	2	1	-	-	-	40
41 Other diseases of arteries, arterioles, & capillaries (441-448)	1	1	-	-	-	-	41
42 Influenza (470-474)	1	1	-	-	-	-	42
43 Pneumonia (480-486)	7	2	5	2	2	-	43
44 Bronchitis, emphysema and asthma (466, 490-493)	2	2	-	-	-	-	44
45 Other diseases of the respiratory system (460-465, 500-519)	2	1	1	-	-	-	45
46 Peptic ulcer (531-533)	-	-	-	-	-	-	46
47 Appendicitis (540-543)	-	-	-	-	-	-	47
48 Intestinal obstruction and hernia (550-553, 560)	-	-	-	-	-	-	48
49 Gastritis, duodenitis, enteritis & colitis (535, 561, 563)	-	-	-	-	-	-	49
50 Cirrhosis of liver (571)	1	1	-	1	1	-	50
51 Nephritis and nephrosis (580-584)	-	-	-	-	-	-	51
52 Hyperplasia of prostate (600)	-	-	-	-	-	-	52
53 Complications of pregnancy, childbirth and the puerperium (630-678)	-	-	-	-	-	-	53
54 Congenital anomalies (740-759)	-	-	-	1	1	-	54
55 Birth injuries, difficult labor and other anoxic and hypoxic conditions (764-768, 772, 776)	1	-	1	3	2	1	55
56 Other causes of neonatal mortality (760-763, 769-771, 773-775, 777-779)	1	-	1	1	-	1	56
57 Symptoms and ill-defined conditions (780-796)	2	1	1	-	-	-	57
58 All other diseases (residual)	8	3	5	2	2	-	58
59 Motor vehicle accidents (E810-E823)	4	1	3	1	1	-	59
60 All other accidents (E800-E807, E825-E949)	-	-	-	2	2	-	60
61 Suicides (E950-E959)	-	-	-	-	-	-	61
62 Homicides (E960-E-969)	6	4	2	-	-	-	62
63 Legal Intervention (E970-E978)	-	-	-	-	-	-	63
64 All other external injuries (E980-E999)	-	-	-	1	1	-	64

TABLE XIV VITAL STATISTICS, BY CITY, BY RACE, GEORGIA, 1970

112

ITEM	COVINGTON						CUTHBERT						
	Number			Rate or Ratio*			Number			Rate or Ratio*			
	Total	White	Non-White	Total	White	Non-White	Total	White	Non-White	Total	White	Non-White	
1 Estimated population as of July 1,													1
LIVE BIRTHS													
2 Total	250	130	120	68	18	50	2
3 Delivered in hospital	246	128	118	98.4%	98.5%	98.3%	26	16	10	38.2%	88.9%	20.0%	3
4 Delivered in home by physician	3	2	1	1.2%	1.5%	0.8%	-	-	-	0%	0%	0%	4
5 Delivered by midwife	1	-	1	0.4%	0%	0.8%	42	2	40	61.8%	11.1%	80.0%	5
6 Other deliveries	-	-	-	0%	0%	0%	-	-	-	0%	0%	0%	6
7 Immature births	31	15	16	124.0	115.4	133.3	15	7	8	220.6	388.9	160.0	7
8 Live births to unwed mothers	42	8	34	168.0	61.5	283.3	24	-	24	352.9	0	480.0	8
FETAL DEATHS													
9 Total	11	5	6	44.0	38.5	50.0	-	-	-	0	0	0	9
10 Under 20 weeks gestation	1	1	-	4.0	7.7	0	-	-	-	0	0	0	10
11 20-27 weeks gestation	2	-	2	8.0	0	16.7	-	-	-	0	0	0	11
12 28 weeks and more	7	4	3	28.0	30.8	25.0	-	-	-	0	0	0	12
13 Unknown length of gestation	1	-	1	4.0	0	8.3	-	-	-	0	0	0	13
DEATHS													
14 Total, all ages	85	44	41	66	17	49	14
15 Under 1 year	10	6	4	40.0	46.2	33.3	2	-	2	29.4	0	40.0	15
16 Under 28 days	8	4	4	32.0	30.8	33.3	-	-	-	0	0	0	16
17 Deaths from immaturity	4	-	4	16.0	0	33.3	-	-	-	0	0	0	17
18 1-4 years **	1	1	-	-	-	-	-	-	-	-	-	-	18
19 Maternal deaths	-	-	-	0	0	0	1	-	1	147.1	0	200.0	19
CAUSE OF DEATH													
20 Dysentery (004,006,007,009)	-	-	-	-	-	-	20
21 Tuberculosis, all forms (010-019)	-	-	-	1	1	-	21
22 Meningococcal infections (036)	-	-	-	-	-	-	22
23 Acute infectious encephalitis (062-065)	-	-	-	-	-	-	23
24 Infectious hepatitis (070)	-	-	-	-	-	-	24
25 Typhus and other rickettsioses (080-083)	-	-	-	-	-	-	25
26 Venereal disease (090-099)	-	-	-	-	-	-	26
27 All other diseases classified as infective and parasitic (000-003, 005, 008, 020-035, 037-061, 066-069, 071-079, 084-089, 100-136)	2	2	-	-	-	-	27
28 Malignant neoplasms, including neoplasms of lymphatic and haematopoietic tissues (140-209)	11	9	2	4	-	4	28
29 Benign neoplasms and neoplasms of unspecified nature (210-239)	-	-	-	1	-	1	29
30 Diabetes mellitus (250)	-	-	-	2	-	2	30
31 Avitaminoses & other nutritional deficiency (260-269)	1	-	1	-	-	-	31
32 Anomias (280-285)	-	-	-	-	-	-	32
33 Nonmeningococcal meningitis (320)	-	-	-	1	-	1	33
34 Active rheumatic fever (390-392)	-	-	-	-	-	-	34
35 Chronic rheumatic heart disease (393-398)	-	-	-	-	-	-	35
36 Hypertensive disease (400-404)	3	1	2	-	-	-	36
37 Ischaemic heart disease (410-414)	22	12	10	25	6	19	37
38 Other forms of heart disease (420-429)	2	1	1	1	-	1	38
39 Cerebrovascular disease (430-438)	10	6	4	12	2	10	39
40 General arteriosclerosis (440)	1	-	1	-	-	-	40
41 Other diseases of arteries, arterioles, & capillaries (441-448)	3	1	2	1	1	-	41
42 Influenza (470-474)	-	-	-	-	-	-	42
43 Pneumonia (480-486)	2	1	1	2	-	2	43
44 Bronchitis, emphysema and asthma (466, 490-493)	-	-	-	-	-	-	44
45 Other diseases of the respiratory system (460-465, 500-519)	1	1	-	1	1	-	45
46 Peptic ulcer (531-533)	-	-	-	1	1	-	46
47 Appendicitis (540-543)	1	-	1	-	-	-	47
48 Intestinal obstruction and hernia (550-553, 560)	-	-	-	-	-	-	48
49 Gastritis, duodenitis, enteritis & colitis (535, 561, 563)	-	-	-	-	-	-	49
50 Cirrhosis of liver (571)	1	-	1	-	-	-	50
51 Nephritis and nephrosis (580-584)	1	-	1	-	-	-	51
52 Hyperplasia of prostate (600)	-	-	-	-	-	-	52
53 Complications of pregnancy, childbirth and the puerperium (630-678)	-	-	-	1	-	1	53
54 Congenital anomalies (740-759)	-	-	-	-	-	-	54
55 Birth injuries, difficult labor and other anoxic and hypoxic conditions (764-768, 772, 776)	2	2	-	-	-	-	55
56 Other causes of neonatal mortality (760-763, 769-771, 773-775, 777-779)	5	1	4	-	-	-	56
57 Symptoms and ill-defined conditions (780-796)	4	1	3	5	3	2	57
58 All other diseases (residual)	6	3	3	4	-	4	58
59 Motor vehicle accidents (E810-E823)	3	3	-	2	1	1	59
60 All other accidents (E800-E807, E825-E949)	3	-	3	1	1	-	60
61 Suicides (E950-E959)	-	-	-	1	-	1	61
62 Homicides (E960-E969)	-	-	-	-	-	-	62
63 Legal intervention (E970-E978)	1	-	1	-	-	-	63
64 All other external injuries (E980-E999)	-	-	-	-	-	-	64

TABLE XIV VITAL STATISTICS, BY CITY, BY RACE, GEORGIA, 1970

ITEM	DAHLONEGA						DALTON						
	Number			Rate or Ratio*			Number			Rate or Ratio*			
	Total	White	Non-White	Total	White	Non-White	Total	White	Non-White	Total	White	Non-White	
1 Estimated population as of July 1,													1
LIVE BIRTHS													
2 Total	36	33	3	523	475	48	2
3 Delivered in hospital	36	33	3	100.0%	100.0%	100.0%	516	468	48	98.7%	98.5%	100.0%	3
4 Delivered in home by physician	-	-	-	0%	0%	0%	2	2	-	0.4%	0.4%	0%	4
5 Delivered by midwife	-	-	-	0%	0%	0%	-	-	-	0%	0%	0%	5
6 Other deliveries	-	-	-	0%	0%	0%	5	5	-	1.0%	1.1%	0%	6
7 Immature births	4	3	1	111.1	90.9	333.3	46	39	7	88.0	82.1	145.8	7
8 Live births to unwed mothers	3	1	2	83.3	30.3	666.7	27	21	6	51.6	44.2	125.0	8
FETAL DEATHS													
9 Total	-	-	-	0	0	0	4	4	-	7.6	8.4	0	9
10 Under 20 weeks gestation	-	-	-	0	0	0	1	1	-	1.9	2.1	0	10
11 20-27 weeks gestation	-	-	-	0	0	0	1	1	-	1.9	2.1	0	11
12 28 weeks and more	-	-	-	0	0	0	2	2	-	3.8	4.2	0	12
13 Unknown length of gestation	-	-	-	0	0	0	-	-	-	0	0	0	13
DEATHS													
14 Total, all ages	16	15	1	192	172	20	14
15 Under 1 year	1	1	-	27.8	30.3	0	8	6	2	15.3	12.6	41.7	15
16 Under 28 days	-	-	-	0	0	0	5	4	1	9.6	8.4	20.8	16
17 Deaths from immaturity	-	-	-	0	0	0	-	-	-	0	0	0	17
18 1-4 years **	-	-	-	-	-	-	-	-	-	-	-	-	18
19 Maternal deaths	-	-	-	0	0	0	-	-	-	0	0	0	19
CAUSE OF DEATH													
20 Dysentery (004,006,007,009)	-	-	-	1	-	1	20
21 Tuberculosis, all forms (010-019)	-	-	-	1	1	-	21
22 Meningococcal infections (036)	-	-	-	1	1	-	22
23 Acute infectious encephalitis (062-065)	-	-	-	-	-	-	23
24 Infectious hepatitis (070)	-	-	-	-	-	-	24
25 Typhus and other rickettsioses (080-083)	-	-	-	-	-	-	25
26 Venereal disease (090-099)	-	-	-	-	-	-	26
27 All other diseases classified as Infective and parasitic (000-003, 005, 008, 020-035, 037-061, 066-069, 071-073, 084-089, 100-136)	-	-	-	-	-	-	27
28 Malignant neoplasms, including neoplasms of lymphatic and haematopoietic tissues (140-209)	1	1	-	33	31	2	28
29 Benign neoplasms and neoplasms of unspecified nature (210-239)	-	-	-	-	-	-	29
30 Diabetes Mellitus (250)	1	1	-	6	5	1	30
31 Avitaminoses & other nutritional deficiency (260-269)	-	-	-	1	1	-	31
32 Anemias (280-285)	-	-	-	1	1	-	32
33 Nonmeningococcal meningitis (320)	-	-	-	-	-	-	33
34 Active rheumatic fever (390-392)	-	-	-	-	-	-	34
35 Chronic rheumatic heart disease (393-398)	-	-	-	2	2	-	35
36 Hypertensive disease (400-404)	-	-	-	1	-	1	36
37 Ischaemic heart disease (410-414)	5	4	1	44	42	2	37
38 Other forms of heart disease (420-429)	1	1	-	6	6	-	38
39 Cerebrovascular disease (430-438)	1	1	-	23	22	1	39
40 General arteriosclerosis (440)	-	-	-	3	3	-	40
41 Other diseases of arteries, arterioles, & capillaries (441-448)	-	-	-	3	2	1	41
42 Influenza (470-474)	1	1	-	-	-	-	42
43 Pneumonia (480-486)	-	-	-	13	13	-	43
44 Bronchitis, emphysema and asthma (466, 490-493)	1	1	-	4	4	-	44
45 Other diseases of the respiratory system (460-465, 500-519)	-	-	-	2	2	-	45
46 Peptic ulcer (531-533)	-	-	-	1	1	-	46
47 Appendicitis (540-543)	-	-	-	-	-	-	47
48 Intestinal obstruction and hernia (550-553, 560)	-	-	-	-	-	-	48
49 Gastritis, duodenitis, enteritis & colitis (535, 561, 563)	-	-	-	-	-	-	49
50 Cirrhosis of liver (571)	-	-	-	1	1	-	50
51 Nephritis and nephrosis (580-584)	-	-	-	3	2	1	51
52 Hyperplasia of prostate (600)	-	-	-	1	1	-	52
53 Complications of pregnancy, childbirth and the puerperium (630-678)	-	-	-	-	-	-	53
54 Congenital anomalies (740-759)	-	-	-	4	4	-	54
55 Birth injuries, difficult labor and other anoxic and hypoxic conditions (764-766, 772, 776)	-	-	-	1	1	-	55
56 Other causes of neonatal mortality (760-763, 769-771, 773-775, 777-779)	-	-	-	1	1	-	56
57 Symptoms and ill-defined conditions (780-796)	-	-	-	3	2	1	57
58 All other diseases (residual)	1	1	-	10	8	2	58
59 Motor vehicle accidents (E810-E823)	1	1	-	9	7	2	59
60 All other accidents (E800-E807, E825-E949)	2	2	-	3	2	1	60
61 Suicides (E950-E959)	1	1	-	3	3	-	61
62 Homicides (E960-E969)	-	-	-	7	3	4	62
63 Legal intervention (E970-E978)	-	-	-	-	-	-	63
64 All other external injuries (E980-E999)	-	-	-	-	-	-	64

TABLE XIV VITAL STATISTICS, BY CITY, BY RACE, GEORGIA, 1970

ITEM	DAWSON						DECATUR						
	Number			Rate or Ratio*			Number			Rate or Ratio*			
	Total	White	Non-White	Total	White	Non-White	Total	White	Non-White	Total	White	Non-White	
1 Estimated population as of July 1,													1
LIVE BIRTHS													
2 Total	102	28	74	374	238	136	2
3 Delivered in hospital	66	28	38	64.7%	100.0%	51.4%	374	238	136	100.0%	100.0%	100.0%	3
4 Delivered in home by physician	1	-	1	1.0%	0%	1.4%	-	-	-	0%	0%	0%	4
5 Delivered by midwife	35	-	35	34.3%	0%	47.3%	-	-	-	0%	0%	0%	5
6 Other deliveries	-	-	-	0%	0%	0%	-	-	-	0%	0%	0%	6
7 Immature births	15	5	10	147.1	178.6	135.1	36	17	19	96.3	71.4	139.7	7
8 Live births to unwed mothers	19	2	17	186.3	71.4	229.7	43	14	29	115.0	58.8	213.2	8
FETAL DEATHS													
9 Total	2	1	1	19.6	35.7	13.5	22	14	8	58.8	58.8	58.8	9
10 Under 20 weeks gestation	-	-	-	0	0	0	13	9	4	34.8	37.8	29.4	10
11 20-27 weeks gestation	-	-	-	0	0	0	5	2	3	13.4	8.4	22.1	11
12 28 weeks and more	2	1	1	19.6	35.7	13.5	4	3	1	10.7	12.6	7.4	12
13 Unknown length of gestation	-	-	-	0	0	0	-	-	-	0	0	0	13
DEATHS													
14 Total, all ages	82	31	51	264	195	69	14
15 Under 1 year	6	-	6	58.8	0	81.1	8	4	4	21.4	16.8	29.4	15
16 Under 28 days	3	-	3	29.4	0	40.5	7	4	3	18.7	16.8	22.1	16
17 Deaths from immaturity	-	-	-	0	0	0	1	1	-	2.7	4.2	0	17
18 1-4 years **	1	-	1	-	-	-	2	-	2	-	-	-	18
19 Maternal deaths	-	-	-	0	0	0	-	-	-	0	0	0	19
CAUSE OF DEATH													
20 Dysentery (004,006,007,009)	-	-	-	1	1	-	20
21 Tuberculosis, all forms (010-019)	-	-	-	-	-	-	21
22 Meningococcal infections (036)	-	-	-	1	-	1	22
23 Acute infectious encephalitis (062-065)	-	-	-	-	-	-	23
24 Infectious hepatitis (070)	-	-	-	-	-	-	24
25 Typhus and other rickettsias (080-083)	-	-	-	-	-	-	25
26 Venereal disease (090-099)	-	-	-	-	-	-	26
27 All other diseases classified as infective and parasitic (000-003, 005, 008, 020-035, 037-061, 066-069, 071-079, 084-089, 100-136)	1	-	1	1	1	-	27
28 Malignant neoplasms, including neoplasms of lymphatic and haematopoietic tissues (140-209)	17	5	12	39	31	8	28
29 Benign neoplasms and neoplasms of unspecified nature (210-239)	-	-	-	-	-	-	29
30 Diabetes mellitus (250)	2	2	-	2	-	2	30
31 Avitaminoses & other nutritional deficiency (260-269)	-	-	-	-	-	-	31
32 Anemias (280-285)	-	-	-	-	-	-	32
33 Nonmeningococcal meningitis (320)	1	-	1	-	-	-	33
34 Active rheumatic fever (390-392)	-	-	-	-	-	-	34
35 Chronic rheumatic heart disease (393-398)	1	-	1	1	1	-	35
36 Hypertensive disease (400-404)	1	-	1	-	-	-	36
37 Ischaemic heart disease (410-414)	15	9	6	99	75	24	37
38 Other forms of heart disease (420-429)	2	1	1	3	2	1	38
39 Cerebrovascular disease (430-438)	13	8	5	41	39	2	39
40 General arteriosclerosis (440)	-	-	-	3	3	-	40
41 Other diseases of arteries, arterioles, & capillaries (441-448)	3	-	3	2	2	-	41
42 Influenza (470-474)	-	-	-	-	-	-	42
43 Pneumonia (480-486)	3	-	3	10	6	4	43
44 Bronchitis, emphysema and asthma (465, 490-493)	-	-	-	3	3	-	44
45 Other diseases of the respiratory system (460-465, 500-519)	-	-	-	3	2	1	45
46 Peptic ulcer (531-533)	-	-	-	3	3	-	46
47 Appendicitis (540-543)	-	-	-	-	-	-	47
48 Intestinal obstruction and hernia (550-553, 560)	1	-	1	-	-	-	48
49 Gastritis, duodenitis, enteritis & colitis (535, 561, 563)	-	-	-	-	-	-	49
50 Cirrhosis of liver (571)	-	-	-	5	1	4	50
51 Nephritis and nephrosis (580-584)	3	-	3	2	1	1	51
52 Hyperplasia of prostate (600)	-	-	-	1	-	1	52
53 Complications of pregnancy, childbirth and the puerperium (630-678)	-	-	-	-	-	-	53
54 Congenital anomalies (740-759)	-	-	-	6	5	1	54
55 Birth injuries, difficult labor and other anoxic and hypoxic conditions (764-768, 772, 776)	1	-	1	2	1	1	55
56 Other causes of neonatal mortality (760-763, 769-771, 773-775, 777-779)	2	-	2	3	1	2	56
57 Symptomatic and ill-defined conditions (780-796)	1	1	-	2	-	2	57
58 All other diseases (residual)	4	1	3	13	8	5	58
59 Motor vehicle accidents (E810-E823)	3	1	2	4	2	2	59
60 All other accidents (E800-E807, E825-E949)	7	3	4	6	4	2	60
61 Suicides (E950-E959)	-	-	-	3	2	1	61
62 Homicides (E960-E969)	1	-	1	5	1	4	62
63 Legal intervention (E970-E978)	-	-	-	-	-	-	63
64 All other external injuries (E980-E999)	-	-	-	-	-	-	64

TABLE XIV VITAL STATISTICS, BY CITY, BY RACE, GEORGIA, 1970

ITEM	DONALSONVILLE						DORAVILLE						
	Number			Rate or Ratio*			Number			Rate or Ratio*			
	Total	White	Non-White	Total	White	Non-White	Total	White	Non-White	Total	White	Non-White	
1 Estimated population as of July 1,													1
LIVE BIRTHS													
2 Total	56	28	28	221	219	2	2
3 Delivered in hospital	55	28	27	98.2%	100.0%	96.4%	221	219	2	100.0%	100.0%	100.0%	3
4 Delivered in home by physician	-	-	-	0%	0%	0%	-	-	-	0%	0%	0%	4
5 Delivered by midwife	1	-	1	1.8%	0%	3.6%	-	-	-	0%	0%	0%	5
6 Other deliveries	-	-	-	0%	0%	0%	-	-	-	0%	0%	0%	6
7 Immature births	4	2	2	71.4	71.4	71.4	17	17	-	76.9	77.6	71.4	7
8 Live births to unwed mothers	13	-	13	232.1	0	464.3	4	4	-	18.1	18.3	0	8
FETAL DEATHS													
9 Total	2	1	1	35.7	35.7	35.7	12	12	-	54.3	54.8	0	9
10 Under 20 weeks gestation	1	1	-	17.9	35.7	0	7	7	-	31.7	32.0	0	10
11 20-27 weeks gestation	-	-	-	0	0	0	2	2	-	9.0	9.1	0	11
12 28 weeks and more	1	-	1	17.9	0	35.7	3	3	-	13.6	13.7	0	12
13 Unknown length of gestation	-	-	-	0	0	0	-	-	-	0	0	0	13
DEATHS													
14 Total, all ages	35	22	13	41	39	2	14
15 Under 1 year	4	1	3	71.4	35.7	107.1	5	5	-	22.6	22.8	0	15
16 Under 28 days	2	1	1	35.7	35.7	35.7	4	4	-	18.1	18.3	0	16
17 Deaths from immaturity	2	1	1	35.7	35.7	35.7	-	-	-	0	0	0	17
18 1-4 years **	-	-	-	-	-	-	-	-	-	-	-	-	18
19 Maternal deaths	-	-	-	0	0	0	-	-	-	0	0	0	19
CAUSE OF DEATH													
20 Dysentery (004,006,007,009)	-	-	-	-	-	-	20
21 Tuberculosis, all forms (010-019)	-	-	-	-	-	-	21
22 Meningococcal Infections (036)	-	-	-	-	-	-	22
23 Acute infectious encephalitis (062-065)	-	-	-	-	-	-	23
24 Infectious Hepatitis (070)	-	-	-	-	-	-	24
25 Typhus and other rickettsialoses (080-083)	-	-	-	-	-	-	25
26 Venereal disease (090-099)	-	-	-	-	-	-	26
27 All other diseases classified as infective and parasitic (000-003, 005, 008, 020-035, 037-061, 066-069, 071-079, 084-089, 100-136)	-	-	-	-	-	-	27
28 Malignant neoplasms, including neoplasms of lymphatic and hematopoietic tissues (140-209)	5	4	1	7	7	-	28
29 Benign neoplasms and neoplasms of unspecified nature (210-239)	-	-	-	-	-	-	29
30 Diabetes Mellitus (250)	-	-	-	2	1	1	30
31 Avitaminoses & other nutritional deficiency (260-269)	-	-	-	-	-	-	31
32 Anemias (280-285)	-	-	-	-	-	-	32
33 Nonmeningococcal meningitis (320)	-	-	-	-	-	-	33
34 Acute rheumatic fever (390-392)	-	-	-	-	-	-	34
35 Chronic rheumatic heart disease (393-398)	-	-	-	-	-	-	35
36 Hypertensive disease (400-404)	1	-	1	-	-	-	36
37 Ischaemic heart disease (410-414)	9	9	-	8	8	-	37
38 Other forms of heart disease (420-429)	3	1	2	1	1	-	38
39 Cardiovascular disease (430-438)	5	2	3	3	3	-	39
40 General arteriosclerosis (440)	2	1	1	-	-	-	40
41 Other diseases of arteries, arterioles, & capillaries (441-448)	1	1	-	1	1	-	41
42 Influenza (470-474)	-	-	-	-	-	-	42
43 Pneumonia (480-486)	3	1	2	-	-	-	43
44 Bronchitis, emphysema and asthma (466, 490-493)	-	-	-	-	-	-	44
45 Other diseases of the respiratory system (460-465, 500-519)	-	-	-	1	1	-	45
46 Peptic ulcer (531-533)	-	-	-	-	-	-	46
47 Appendicitis (540-543)	-	-	-	-	-	-	47
48 Intestinal obstruction and hernia (550-553, 560)	-	-	-	1	1	-	48
49 Gastritis, duodenitis, enteritis & colitis (535, 561, 563)	-	-	-	-	-	-	49
50 Cirrhosis of liver (571)	-	-	-	-	-	-	50
51 Nephritis and nephrosis (580-584)	-	-	-	1	1	-	51
52 Hyperplasia of prostate (600)	-	-	-	-	-	-	52
53 Complications of pregnancy, childbirth and the puerperium (630-678)	-	-	-	-	-	-	53
54 Congenital anomalies (740-759)	-	-	-	1	1	-	54
55 Birth injuries, difficult labor and other anoxic and hypoxic conditions (764-768, 772, 776)	-	-	-	1	1	-	55
56 Other causes of neonatal mortality (760-763, 769-771, 773-775, 777-779)	2	1	1	2	2	-	56
57 Symptoms and ill-defined conditions (780-796)	-	-	-	-	-	-	57
58 All other diseases (residual)	2	1	1	3	3	-	58
59 Motor vehicle accidents (E810-E823)	2	1	1	4	4	-	59
60 All other accidents (E800-E807, E825-E949)	-	-	-	4	4	-	60
61 Suicides (E950-E959)	-	-	-	-	-	-	61
62 Homicides (E960-E969)	-	-	-	1	-	1	62
63 Legal intervention (E970-E978)	-	-	-	-	-	-	63
64 All other external injuries (E980-E999)	-	-	-	-	-	-	64

TABLE XIV VITAL STATISTICS, BY CITY, BY RACE, GEORGIA, 1970

116

ITEM	DOUGLAS						DOUGLASVILLE						
	Number			Rate or Ratio*			Number			Rate or Ratio*			
	Total	White	Non-White	Total	White	Non-White	Total	White	Non-White	Total	White	Non-White	
1 Estimated population as of July 1,													1
LIVE BIRTHS													
2 Total	214	128	86	139	113	26	2
3 Delivered in hospital	214	128	86	100.0%	100.0%	100.0%	139	113	26	100.0%	100.0%	100.0%	3
4 Delivered in home by physician	-	-	-	0%	0%	0%	-	-	-	0%	0%	0%	4
5 Delivered by midwife	-	-	-	0%	0%	0%	-	-	-	0%	0%	0%	5
6 Other deliveries	-	-	-	0%	0%	0%	-	-	-	0%	0%	0%	6
7 Immature births	25	10	15	116.8	78.1	174.4	13	6	7	93.5	53.1	269.2	7
8 Live births to unwed mothers	31	-	31	144.9	0	360.5	6	1	5	43.2	8.8	192.3	8
FETAL DEATHS													
9 Total	6	5	1	28.0	39.1	11.6	6	6	-	43.2	53.1	0	9
10 Under 20 weeks gestation	1	1	-	4.7	7.8	0	6	6	-	43.2	53.1	0	10
11 20-27 weeks gestation	2	1	1	9.3	7.8	11.6	-	-	-	0	0	0	11
12 28 weeks and more	3	3	-	14.0	23.4	0	-	-	-	0	0	0	12
13 Unknown length of gestation	3	-	-	0	0	0	-	-	-	0	0	0	13
DEATHS													
14 Total, all ages	119	81	38	67	59	8	14
15 Under 1 year	5	1	4	23.4	7.8	46.5	3	3	-	21.6	26.5	0	15
16 Under 28 days	3	1	2	14.0	7.8	23.3	2	2	-	14.4	17.7	0	16
17 Deaths from immaturity	1	1	-	4.7	7.8	0	-	-	-	0	0	0	17
18 1-4 years **	1	1	-	-	-	-	-	-	-	-	-	-	18
19 Maternal deaths	-	-	-	0	0	0	-	-	-	0	0	0	19
CAUSE OF DEATH													
20 Dysentery (004,006,007,009)	1	-	1	-	-	-	20
21 Tuberculosis, all forms (010-019)	1	-	1	-	-	-	21
22 Meningococcal infections (036)	-	-	-	-	-	-	22
23 Acute Infectious encephalitis (062-065)	-	-	-	-	-	-	23
24 Infectious Hepatitis (070)	-	-	-	-	-	-	24
25 Typhus and other rickettsioses (080-083)	-	-	-	-	-	-	25
26 Venereal disease (090-099)	-	-	-	-	-	-	26
27 All other diseases classified as infective and parasitic (000-003, 005, 008, 020-035, 037-061, 066-069, 071-079, 084-089, 100-135)	-	-	-	-	-	-	27
28 Malignant neoplasms, including neoplasms of lymphatic and haematopoietic tissues (140-209)	14	9	5	7	7	-	28
29 Benign neoplasms and neoplasms of unspecified nature (210-239)	-	-	-	-	-	-	29
30 Diabetes Mellitus (250)	2	-	2	1	1	-	30
31 Avitaminoses & other nutritional deficiency (260-269)	-	-	-	-	-	-	31
32 Anemias (280-285)	-	-	-	-	-	-	32
33 Nonmeningococcal meningitis (320)	-	-	-	-	-	-	33
34 Active rheumatic fever (390-392)	-	-	-	-	-	-	34
35 Chronic rheumatic heart disease (393-398)	-	-	-	-	-	-	35
36 Hypertensive disease (400-404)	1	1	-	1	1	-	36
37 Ischaemic heart disease (410-414)	48	36	12	21	19	2	37
38 Other forms of heart disease (420-429)	3	3	-	2	1	1	38
39 Cerebrovascular disease (430-438)	22	15	7	13	11	2	39
40 General arteriosclerosis (440)	-	-	-	2	2	-	40
41 Other diseases of arteries, arterioles, & capillaries (441-448)	-	-	-	-	-	-	41
42 Influenza (470-474)	-	-	-	-	-	-	42
43 Pneumonia (480-486)	8	6	2	3	3	-	43
44 Bronchitis, emphysema and asthma (466, 490-493)	-	-	-	-	-	-	44
45 Other diseases of the respiratory system (460-465, 500-519)	-	-	-	-	-	-	45
46 Peptic ulcer (531-533)	1	-	1	-	-	-	46
47 Appendicitis (540-543)	-	-	-	-	-	-	47
48 Intestinal obstruction and hernia (550-553, 560)	-	-	-	-	-	-	48
49 Gastritis, duodenitis, enteritis & colitis (535, 561, 563)	-	-	-	-	-	-	49
50 Cirrhosis of liver (571)	2	2	-	-	-	-	50
51 Nephritis and nephrosis (580-584)	1	-	1	1	1	-	51
52 Hyperplasia of prostate (600)	1	1	-	-	-	-	52
53 Complications of pregnancy, childbirth and the puerperium (630-678)	-	-	-	-	-	-	53
54 Congenital anomalies (740-759)	1	-	1	-	-	-	54
55 Birth injuries, difficult labor and other anoxic and hypoxic conditions (764-768, 772, 776)	1	-	1	1	1	-	55
56 Other causes of neonatal mortality (760-763, 769-771, 773-775, 777-779)	1	1	-	1	1	-	56
57 Symptoms and ill-defined conditions (780-796)	1	-	1	2	2	-	57
58 All other diseases (residual)	3	3	-	1	1	-	58
59 Motor vehicle accidents (E810-E823)	1	1	-	6	4	-	59
60 All other accidents (E800-E807, E825-E949)	3	2	1	1	1	-	60
61 Suicides (E950-E959)	1	1	-	3	3	-	61
62 Homicides (E960-E969)	2	-	2	1	-	1	62
63 Legal intervention (E970-E978)	-	-	-	-	-	-	63
64 All other external injuries (E980-E999)	-	-	-	-	-	-	64

TABLE XIV VITAL STATISTICS, BY CITY, BY RACE, GEORGIA, 1970

ITEM	DUBLIN						EASTMAN						
	Number			Rate or Ratio*			Number			Rate or Ratio*			
	Total	White	Non-White	Total	White	Non-White	Total	White	Non-White	Total	White	Non-White	
1 Estimated population as of July 1,													1
LIVE BIRTHS													
2 Total	269	122	147	111	72	39	2
3 Delivered in hospital	252	122	136	95.9%	100.0%	92.5%	95	71	24	85.6%	98.6%	61.5%	3
4 Delivered in home by physician	2	-	3	1.1%	0%	2.0%	-	-	-	0%	0%	0%	4
5 Delivered by midwife	8	-	8	3.0%	0%	5.4%	16	1	15	14.4%	1.4%	38.5%	5
6 Other deliveries	-	-	-	0%	0%	0%	-	-	-	0%	0%	0%	6
7 Immature births	4.4	1.4	3.0	163.6	114.8	204.1	11	3	8	99.1	41.7	205.1	7
8 Live births to unwed mothers	4.7	3	4.4	174.7	24.6	299.3	19	6	13	171.2	83.3	333.3	8
FETAL DEATHS													
9 Total	6	2	4	22.3	16.4	27.2	6	3	3	54.1	41.7	76.9	9
10 Under 20 weeks gestation	2	2	-	7.4	16.4	0	3	1	2	27.0	13.9	51.3	10
11 20-27 weeks gestation	1	-	1	3.7	0	6.8	2	2	-	18.0	27.8	0	11
12 28 weeks and more	2	-	2	7.4	0	13.6	1	-	1	9.0	0	25.6	12
13 Unknown length of gestation	1	-	1	3.7	0	6.8	-	-	-	0	0	0	13
DEATHS													
14 Total, all ages	204	111	93	81	58	23	14
15 Under 1 year	16	8	10	66.9	65.6	68.0	4	3	1	36.0	41.7	25.6	15
16 Under 28 days	12	6	6	44.6	49.2	40.8	2	2	-	18.0	27.8	0	16
17 Deaths from immaturity	3	2	1	11.2	16.4	6.8	1	1	-	9.0	13.9	0	17
18 1-4 years **	-	-	-	-	-	-	1	1	-	-	-	-	18
19 Maternal deaths	-	-	-	0	0	0	-	-	-	0	0	0	19
CAUSE OF DEATH													
20 Dysentery (004,006,007,009)	-	-	-	-	-	-	20
21 Tuberculosis, all forms (010-019)	-	-	-	-	-	-	21
22 Meningococcal infections (036)	-	-	-	-	-	-	22
23 Acute infectious encephalitis (062-065)	-	-	-	-	-	-	23
24 Infectious hepatitis (070)	-	-	-	-	-	-	24
25 Typhus and other rickettsias (080-083)	-	-	-	-	-	-	25
26 Venereal disease (090-099)	-	-	-	-	-	-	26
27 All other diseases classified as Infective and parasitic (000-003, 005, 008, 020-035, 037-061, 066-069, 071-079, 084-089, 100-136)	1	-	1	-	-	-	27
28 Malignant neoplasms, including neoplasms of lymphatic and haematopoietic tissues (140-209)	19	14	5	6	4	2	28
29 Benign neoplasms and neoplasms of unspecified nature (210-239)	-	-	-	-	-	-	29
30 Diabetes Mellitus (250)	5	2	3	1	1	-	30
31 Avitaminoses & other nutritional deficiency (260-269)	-	-	-	-	-	-	31
32 Anemias (280-285)	-	-	-	1	1	-	32
33 Nonmeningococcal meningitis (320)	-	-	-	-	-	-	33
34 Active rheumatic fever (390-392)	-	-	-	-	-	-	34
35 Chronic rheumatic heart disease (393-398)	1	-	1	1	1	-	35
36 Hypertensive disease (400-404)	6	5	1	1	1	-	36
37 Ischaemic heart disease (410-414)	65	43	22	29	24	5	37
38 Other forms of heart disease (420-429)	5	5	-	-	-	-	38
39 Cerebrovascular disease (430-438)	25	8	17	9	5	4	39
40 General arteriosclerosis (440)	4	1	3	1	1	-	40
41 Other diseases of arteries, arterioles, & capillaries (441-448)	3	-	3	2	-	2	41
42 Influenza (470-474)	1	1	-	-	-	-	42
43 Pneumonia (480-486)	11	4	7	1	1	-	43
44 Bronchitis, emphysema and asthma (466, 490-493)	4	1	3	2	1	1	44
45 Other diseases of the respiratory system (460-465, 500-519)	3	1	2	-	-	-	45
46 Peptic ulcer (531-533)	1	-	1	-	-	-	46
47 Appendicitis (540-543)	-	-	-	-	-	-	47
48 Intestinal obstruction and hernia (550-553, 560)	1	1	-	1	1	-	48
49 Gastritis, duodenitis, enteritis & colitis (535, 561, 563)	-	-	-	-	-	-	49
50 Cirrhosis of liver (571)	-	-	-	-	-	-	50
51 Nephritis and nephrosis (580-584)	1	1	-	-	-	-	51
52 Hyperplasia of prostate (600)	1	-	1	-	-	-	52
53 Complications of pregnancy, childbirth and the puerperium (630-678)	-	-	-	-	-	-	53
54 Congenital anomalies (740-759)	1	1	-	-	-	-	54
55 Birth injuries, difficult labor and other anoxic and hypoxic conditions (764-768, 772, 776)	6	3	3	1	1	-	55
56 Other causes of neonatal mortality (760-763, 769-771, 773-775, 777-779)	4	3	1	1	1	-	56
57 Symptoms and ill-defined conditions (780-796)	8	3	5	4	2	2	57
58 All other diseases (residual)	13	7	6	7	4	3	58
59 Motor vehicle accidents (E810-E823)	5	4	1	3	3	-	59
60 All other accidents (E800-E807, E825-E949)	5	2	3	4	2	2	60
61 Suicides (E950-E959)	1	1	-	-	-	-	61
62 Homicides (E960-E-969)	4	-	4	6	4	2	62
63 Legal intervention (E970-E978)	-	-	-	-	-	-	63
64 All other external injuries (E980-E999)	-	-	-	-	-	-	64

TABLE XIV VITAL STATISTICS, BY CITY, BY RACE, GEORGIA, 1970

118

ITEM	EAST POINT						EATONTON						
	Number			Rate or Ratio*			Number			Rate or Ratio*			
	Total	White	Non-White	Total	White	Non-White	Total	White	Non-White	Total	White	Non-White	
1 Estimated population as of July 1,													1
LIVE BIRTHS													
2 Total	684	626	58	85	38	47	2
3 Delivered in hospital	684	626	58	100.0%	100.0%	100.0%	73	37	36	85.9%	97.4%	76.6%	3
4 Delivered in home by physician	-	-	-	0%	0%	0%	-	-	-	0%	0%	0%	4
5 Delivered by midwife	-	-	-	0%	0%	0%	12	1	11	14.1%	2.6%	23.4%	5
6 Other deliveries	-	-	-	0%	0%	0%	-	-	-	0%	0%	0%	6
7 Immature births	55	49	6	80.4	78.3	103.4	11	4	7	129.4	105.3	148.9	7
8 Live births to unwed mothers	33	16	17	48.2	25.6	293.1	14	-	14	164.7	0	297.9	8
FETAL DEATHS													
9 Total	38	37	1	55.6	59.1	17.2	2	-	2	23.5	0	42.6	9
10 Under 20 weeks gestation	25	24	1	36.5	38.3	17.2	1	-	1	11.8	0	21.3	10
11 20-27 weeks gestation	6	6	-	8.8	9.6	0	-	-	-	0	0	0	11
12 28 weeks and more	7	7	-	10.2	11.2	0	1	-	1	11.8	0	21.3	12
13 Unknown length of gestation	-	-	-	0	0	0	-	-	-	0	0	0	13
DEATHS													
14 Total, all ages	332	295	37	38	18	20	14
15 Under 1 year	13	12	1	19.0	19.2	17.2	2	1	1	23.5	26.3	21.3	15
16 Under 28 days	11	11	-	16.1	17.6	0	2	1	1	23.5	26.3	21.3	16
17 Deaths from immaturity	2	2	-	2.9	3.2	0	-	-	-	0	0	0	17
18 1-4 years **	3	2	1	-	-	-	-	-	-	-	-	-	18
19 Maternal deaths	-	-	-	0	0	0	-	-	-	0	0	0	19
CAUSE OF DEATH													
20 Dysentery (004,006,007,009)	-	-	-	-	-	-	20
21 Tuberculosis, all forms (010-019)	1	-	1	-	-	-	21
22 Meningococcal infections (036)	-	-	-	-	-	-	22
23 Acute infectious encephalitis (062-065)	-	-	-	-	-	-	23
24 Infectious Hepatitis (070)	1	1	-	-	-	-	24
25 Typhus and other rickettsioses (080-083)	-	-	-	-	-	-	25
26 Venereal disease (090-099)	-	-	-	-	-	-	26
27 All other diseases classified as Infective and parasitic (000-003, 005, 008, 020-035, 037-061, 066-069, 071-079, 084-089, 100-136)	2	2	-	-	-	-	27
28 Malignant neoplasms, including neoplasms of lymphatic and haematopoietic tissues (140-209)	65	63	2	4	3	1	28
29 Benign neoplasms and neoplasms of unspecified nature (210-239)	-	-	-	-	-	-	29
30 Diabetes Mellitus (250)	4	4	-	-	-	-	30
31 Avitaminoses & other nutritional deficiency (260-269)	-	-	-	-	-	-	31
32 Anemias (280-285)	-	-	-	-	-	-	32
33 Nonmeningococcal meningitis (320)	-	-	-	-	-	-	33
34 Active rheumatic fever (390-392)	-	-	-	-	-	-	34
35 Chronic rheumatic heart disease (393-398)	-	-	-	-	-	-	35
36 Hypertensive disease (400-404)	2	1	1	1	1	-	36
37 Ischaemic heart disease (410-414)	116	104	12	11	9	8	37
38 Other forms of heart disease (420-429)	7	6	1	2	-	2	38
39 Cerebrovascular disease (430-438)	37	32	5	6	3	3	39
40 General arteriosclerosis (440)	12	11	1	2	2	-	40
41 Other diseases of arteries, arterioles, & capillaries (441-448)	4	4	-	1	-	1	41
42 Influenza (470-474)	2	1	1	-	-	-	42
43 Pneumonia (480-486)	11	10	1	2	1	1	43
44 Bronchitis, emphysema and asthma (466, 490-493)	2	2	-	-	-	-	44
45 Other diseases of the respiratory system (460-465, 500-519)	7	7	-	1	1	-	45
46 Peptic ulcer (531-533)	2	1	1	-	-	-	46
47 Appendicitis (540-543)	-	-	-	-	-	-	47
48 Intestinal obstruction and hernia (550-553, 560)	1	1	-	1	1	-	48
49 Gastritis, duodenitis, enteritis & colitis (535, 561, 563)	-	-	-	-	-	-	49
50 Cirrhosis of liver (571)	2	1	1	-	-	-	50
51 Nephritis and nephrosis (580-584)	2	2	-	-	-	-	51
52 Hyperplasia of prostate (600)	-	-	-	-	-	-	52
53 Complications of pregnancy, childbirth and the puerperium (630-678)	-	-	-	-	-	-	53
54 Congenital anomalies (740-759)	4	3	1	-	-	-	54
55 Birth injuries, difficult labor and other anoxic and hypoxic conditions (764-768, 772, 776)	2	2	-	2	1	1	55
56 Other causes of neonatal mortality (760-763, 769-771, 773-775, 777-779)	5	5	-	-	-	-	56
57 Symptoms and ill-defined conditions (780-796)	4	2	2	1	-	1	57
58 All other diseases (residual)	23	18	5	2	1	1	58
59 Motor vehicle accidents (E810-E823)	4	4	-	1	1	-	59
60 All other accidents (E800-E807, E825-E949)	7	5	2	-	-	-	60
61 Suicides (E950-E959)	1	1	-	-	-	-	61
62 Homicides (E960-E-969)	2	2	-	1	-	1	62
63 Legal intervention (E970-E978)	-	-	-	-	-	-	63
64 All other external injuries (E980-E999)	-	-	-	-	-	-	64

TABLE XIV VITAL STATISTICS, BY CITY, BY RACE, GEORGIA, 1970

ITEM	ELBERTON						FITZGERALD						
	Number			Rate or Ratio*			Number			Rate or Ratio*			
	Total	White	Non-White	Total	White	Non-White	Total	White	Non-White	Total	White	Non-White	
1 Estimated population as of July 1,													1
LIVE BIRTHS													
2 Total	110	52	58	127	69	58	2
3 Delivered in hospital	109	52	57	99.1%	100.0%	98.3%	127	69	58	100.0%	100.0%	100.0%	3
4 Delivered in home by physician	-	-	-	0%	0%	0%	-	-	-	0%	0%	0%	4
5 Delivered by midwife	1	-	1	0.9%	0%	1.7%	-	-	-	0%	0%	0%	5
6 Other deliveries	-	-	-	0%	0%	0%	-	-	-	0%	0%	0%	6
7 Immature births	15	5	10	136.4	96.2	172.4	13	3	10	102.4	43.5	172.4	7
8 Live births to unwed mothers	21	2	19	190.9	38.5	327.6	25	4	21	196.9	58.0	362.1	8
FETAL DEATHS													
9 Total	2	1	1	18.2	19.2	17.2	5	4	1	39.4	58.0	17.2	9
10 Under 20 weeks gestation	-	-	-	0	0	0	1	-	1	7.9	0	17.2	10
11 20-27 weeks gestation	-	-	-	0	0	0	2	-	-	15.7	29.0	0	11
12 28 weeks and more	-	-	-	0	0	0	1	1	-	7.9	14.5	0	12
13 Unknown length of gestation	2	1	1	18.2	19.2	17.2	1	1	-	7.9	14.5	0	13
DEATHS													
14 Total, all ages	97	67	30	138	92	46	14
15 Under 1 year	1	1	-	9.1	19.2	0	7	3	4	55.1	43.5	69.0	15
16 Under 28 days	1	1	-	9.1	19.2	0	4	1	3	31.5	14.5	51.7	16
17 Deaths from immaturity	-	-	-	0	0	0	1	-	1	7.9	0	17.2	17
18 1-4 years **	1	-	1	-	-	-	-	-	-	-	-	-	18
19 Maternal deaths	-	-	-	0	0	0	-	-	-	0	0	0	19
CAUSE OF DEATH													
20 Dysentery (004,006,007,009)	-	-	-	-	-	-	20
21 Tuberculosis, all forms (010-019)	-	-	-	-	-	-	21
22 Meningococcal infections (036)	-	-	-	-	-	-	22
23 Acute infectious encephalitis (062-065)	-	-	-	-	-	-	23
24 Infectious Hepatitis (070)	1	-	1	-	-	-	24
25 Typhus and other rickettsioses (080-083)	-	-	-	-	-	-	25
26 Venereal disease (090-099)	-	-	-	-	-	-	26
27 All other diseases classified as infective and parasitic (000-003, 005, 008, 020-035, 037-061, 066-069, 071-079, 084-089, 100-136)	-	-	-	-	-	-	27
28 Malignant neoplasms, including neoplasms of lymphatic and haematopoietic tissues (140-209)	7	5	2	19	15	4	28
29 Benign neoplasms and neoplasms of unspecified nature (210-239)	-	-	-	-	-	-	29
30 Diabetes Mellitus (250)	4	3	1	2	-	2	30
31 Avitaminoses & other nutritional deficiency (260-269)	-	-	-	-	-	-	31
32 Anemias (280-285)	1	-	1	-	-	-	32
33 Nonmeningococcal meningitis (320)	-	-	-	1	1	-	33
34 Active rheumatic fever (390-392)	-	-	-	-	-	-	34
35 Chronic rheumatic heart disease (393-398)	1	1	-	-	-	-	35
36 Hypertensive disease (400-404)	4	2	2	2	-	2	36
37 Ischaemic heart disease (410-414)	32	23	9	40	29	11	37
38 Other forms of heart disease (420-429)	2	2	-	2	1	1	38
39 Cerebrovascular disease (430-438)	15	12	3	35	25	10	39
40 General arteriosclerosis (440)	2	1	1	3	3	-	40
41 Other diseases of arteries, arterioles, & capillaries (441-448)	1	1	-	-	-	-	41
42 Influenza (470-474)	2	1	1	1	1	-	42
43 Pneumonia (480-486)	5	1	4	4	1	3	43
44 Bronchitis, emphysema and asthma (466, 490-493)	5	5	-	3	3	-	44
45 Other diseases of the respiratory system (460-465, 500-519)	2	2	-	1	1	-	45
46 Peptic ulcer (531-533)	-	-	-	-	-	-	46
47 Appendicitis (540-543)	-	-	-	-	-	-	47
48 Intestinal obstruction and hernia (550-553, 560)	1	1	-	2	-	2	48
49 Gastritis, duodenitis, enteritis & colitis (535, 561, 563)	-	-	-	-	-	-	49
50 Cirrhosis of liver (571)	-	-	-	-	-	-	50
51 Nephritis and nephrosis (580-584)	1	1	-	-	-	-	51
52 Hyperplasia of prostate (600)	-	-	-	-	-	-	52
53 Complications of pregnancy, childbirth and the puerperium (630-678)	-	-	-	-	-	-	53
54 Congenital anomalies (740-759)	1	-	1	1	-	1	54
55 Birth injuries, difficult labor and other anoxic and hypoxic conditions (764-768, 772, 776)	1	1	-	-	-	-	55
56 Other causes of neonatal mortality (760-763, 769-771, 773-775, 777-779)	-	-	-	3	1	2	56
57 Symptoms and ill-defined conditions (780-796)	1	1	-	-	-	-	57
58 All other diseases (residual)	4	3	1	5	3	2	58
59 Motor vehicle accidents (E810-E823)	2	1	1	3	2	1	59
60 All other accidents (E800-E807, E825-E849)	2	-	2	6	4	2	60
61 Suicides (E950-E959)	-	-	-	2	2	-	61
62 Homicides (E960-E969)	-	-	-	3	-	3	62
63 Legal Intervention (E970-E978)	-	-	-	-	-	-	63
64 All other external injuries (E980-E999)	-	-	-	-	-	-	64

TABLE XIV VITAL STATISTICS, BY CITY, BY RACE, GEORGIA, 1970

120

ITEM	FOREST PARK						FORSYTH						
	Number			Rate or Ratio*			Number			Rate or Ratio*			
	Total	White	Non-White	Total	White	Non-White	Total	White	Non-White	Total	White	Non-White	
1 Estimated population as of July 1,													1
LIVE BIRTHS													
2 Total	475	459	16	76	25	51	2
3 Delivered in hospital	475	459	16	100.0%	100.0%	100.0%	63	25	38	82.9%	100.0%	74.5%	3
4 Delivered in home by physician	-	-	-	0%	0%	0%	-	-	-	0%	0%	0%	4
5 Delivered by midwife	-	-	-	0%	0%	0%	13	-	13	17.1%	0%	25.5%	5
6 Other deliveries	-	-	-	0%	0%	0%	-	-	-	0%	0%	0%	6
7 Immature births	44	40	4	92.6	87.1	250.0	11	2	9	144.7	80.0	176.5	7
8 Live births to unwed mothers	16	11	5	33.7	24.0	312.5	19	-	19	250.0	0	372.5	8
FETAL DEATHS													
9 Total	23	23	-	48.4	50.1	0	2	-	2	26.3	0	39.2	9
10 Under 20 weeks gestation	18	18	-	37.9	39.2	0	-	-	-	0	0	0	10
11 20-27 weeks gestation	2	2	-	4.2	4.4	0	-	-	-	0	0	0	11
12 28 weeks and more	3	3	-	6.3	6.5	0	2	3	2	26.3	0	39.2	12
13 Unknown length of gestation	-	-	-	0	0	0	-	-	-	0	0	0	13
DEATHS													
14 Total, all ages	115	108	7	43	22	21	14
15 Under 1 year	12	12	-	25.3	26.1	0	1	-	1	13.2	0	19.6	15
16 Under 28 days	9	9	-	18.9	19.6	0	1	-	1	13.2	0	19.6	16
17 Deaths from immaturity	2	2	-	4.2	4.4	0	-	-	-	0	0	0	17
18 1-4 years **	-	-	-	-	-	-	1	-	1	-	-	-	18
19 Maternal deaths	1	1	-	21.1	21.8	0	-	-	-	0	0	0	19
CAUSE OF DEATH													
20 Dysentery (004,006,007,009)	-	-	-	-	-	-	20
21 Tuberculosis, all forms (010-019)	-	-	-	-	-	-	21
22 Meningococcal infections (036)	1	1	-	-	-	-	22
23 Acute infectious encephalitis (062-065)	-	-	-	-	-	-	23
24 Infectious Hepatitis (070)	-	-	-	-	-	-	24
25 Typhus and other rickettsioses (080-083)	-	-	-	-	-	-	25
26 Venereal disease (090-099)	-	-	-	-	-	-	26
27 All other diseases classified as Infective and parasitic (000-003, 005, 008, 020-035, 037-061, 066-069, 071-079, 084-089, 100-136)	-	-	-	-	-	-	27
28 Malignant neoplasms, including neoplasms of lymphatic and haematopoietic tissues (140-209)	22	21	1	9	8	1	28
29 Benign neoplasms and neoplasms of unspecified nature (210-239)	-	-	-	-	-	-	29
30 Diabetes Mellitus (250)	3	2	1	2	1	1	30
31 Avitaminoses & other nutritional deficiency (260-269)	-	-	-	-	-	-	31
32 Anemias (280-285)	-	-	-	-	-	-	32
33 Nonmeningococcal meningitis (320)	-	-	-	-	-	-	33
34 Active rheumatic fever (390-392)	-	-	-	-	-	-	34
35 Chronic rheumatic heart disease (393-398)	-	-	-	-	-	-	35
36 Hypertensive disease (400-404)	-	-	-	2	1	1	36
37 Ischaemic heart disease (410-414)	37	36	1	11	4	7	37
38 Other forms of heart disease (420-429)	1	1	-	1	-	1	38
39 Cerebrovascular disease (430-438)	15	11	4	6	3	3	39
40 General arteriosclerosis (440)	-	-	-	-	-	-	40
41 Other diseases of arteries, arterioles, & capillaries (441-448)	-	-	-	1	-	1	41
42 Influenza (470-474)	-	-	-	-	-	-	42
43 Pneumonia (480-486)	2	2	-	-	-	-	43
44 Bronchitis, emphysema and asthma (466, 490-493)	3	3	-	1	1	-	44
45 Other diseases of the respiratory system (460-465, 500-519)	1	1	-	-	-	-	45
46 Peptic ulcer (531-533)	-	-	-	-	-	-	46
47 Appendicitis (540-543)	-	-	-	-	-	-	47
48 Intestinal obstruction and hernia (550-553, 560)	1	1	-	-	-	-	48
49 Gastritis, duodenitis, enteritis & colitis (535, 561, 563)	-	-	-	-	-	-	49
50 Cirrhosis of liver (571)	2	2	-	-	-	-	50
51 Nephritis and nephrosis (580-584)	-	-	-	-	-	-	51
52 Hyperplasia of prostate (600)	-	-	-	-	-	-	52
53 Complications of pregnancy, childbirth and the puerperium (630-678)	1	1	-	-	-	-	53
54 Congenital anomalies (740-759)	3	3	-	-	-	-	54
55 Birth injuries, difficult labor and other anoxic and hypoxic conditions (764-768, 772, 776)	3	3	-	1	-	1	55
56 Other causes of neonatal mortality (760-763, 769-771, 773-775, 777-779)	3	3	-	-	-	-	56
57 Symptoms and ill-defined conditions (780-796)	-	-	-	-	-	-	57
58 All other diseases (residual)	7	7	-	3	1	2	58
59 Motor vehicle accidents (E810-E823)	3	3	-	3	1	2	59
60 All other accidents (E800-E807, E825-E949)	4	4	-	3	2	1	60
61 Suicides (E950-E959)	3	3	-	-	-	-	61
62 Homicides (E960-E-969)	-	-	-	-	-	-	62
63 Legal Intervention (E970-E978)	-	-	-	-	-	-	63
64 All other external injuries (E980-E999)	-	-	-	-	-	-	64

TABLE XIV VITAL STATISTICS, BY CITY, BY RACE, GEORGIA, 1970

ITEM	FORT VALLEY						GAINESVILLE						
	Number			Rate or Ratio*			Number			Rate or Ratio*			
	Total	White	Non-White	Total	White	Non-White	Total	White	Non-White	Total	White	Non-White	
1 Estimated population as of July 1,													1
LIVE BIRTHS													
2 Total	178	52	126	324	225	99	2
3 Delivered in hospital	160	52	108	89.9%	100.0%	85.7%	324	225	99	100.0%	100.0%	100.0%	3
4 Delivered in home by physician	4	-	4	2.2%	0%	3.2%	-	-	-	0%	0%	0%	4
5 Delivered by midwife	14	-	14	7.9%	0%	11.1%	-	-	-	0%	0%	0%	5
6 Other deliveries	-	-	-	0%	0%	0%	-	-	-	0%	0%	0%	6
7 Immature births	18	5	13	101.1	96.2	103.2	26	14	12	80.2	62.2	121.2	7
8 Live births to unwed mothers	32	2	30	179.8	38.5	238.1	39	7	32	120.4	31.1	323.2	8
FETAL DEATHS													
9 Total	4	1	3	22.5	19.2	23.8	2	1	1	6.2	4.4	10.1	9
10 Under 20 weeks gestation	2	1	1	11.2	19.2	7.9	1	1	-	3.1	4.4	0	10
11 20-27 weeks gestation	1	-	1	5.6	0	7.9	1	-	1	3.1	0	10.1	11
12 28 weeks and more	-	-	-	0	0	0	-	-	-	0	0	0	12
13 Unknown length of gestation	1	-	1	5.6	0	7.9	-	-	-	0	0	0	13
DEATHS													
14 Total, all ages	104	41	63	166	132	34	14
15 Under 1 year	6	-	6	33.7	0	47.6	3	3	-	9.3	13.3	0	15
16 Under 28 days	4	-	4	22.5	0	31.7	3	3	-	9.3	13.3	0	16
17 Deaths from immaturity	3	-	3	16.9	0	23.8	-	-	-	0	0	0	17
18 1-4 years **	-	-	-	-	-	-	-	-	-	-	-	-	18
19 Maternal deaths	-	-	-	0	0	0	-	-	-	0	0	0	19
CAUSE OF DEATH													
20 Dysentery (004,006,007,009)	-	-	-	-	-	-	20
21 Tuberculosis, all forms (010-019)	-	-	-	-	-	-	21
22 Meningococcal Infections (036)	-	-	-	-	-	-	22
23 Acute Infectious encephalitis (062-065)	-	-	-	-	-	-	23
24 Infectious Hepatitis (070)	-	-	-	-	-	-	24
25 Typhus and other rickettsioses (080-083)	-	-	-	-	-	-	25
26 Venereal disease (090-099)	-	-	-	-	-	-	26
27 All other diseases classified as infective and parasitic (000-003, 005, 008, 020-035, 037-061, 066-069, 071-079, 084-089, 100-136)	-	-	-	-	-	-	27
28 Malignant neoplasms, including neoplasms of lymphatic and haematopoietic tissues (140-209)	16	7	9	22	20	2	28
29 Benign neoplasms and neoplasms of unspecified nature (210-239)	1	-	1	-	-	-	29
30 Diabetes Mellitus (250)	-	-	-	7	3	4	30
31 Avitaminoses & other nutritional deficiency (260-269)	-	-	-	2	2	-	31
32 Anemias (280-285)	-	-	-	1	1	-	32
33 Nonmeningococcal meningitis (320)	-	-	-	-	-	-	33
34 Active rheumatic fever (390-392)	-	-	-	-	-	-	34
35 Chronic rheumatic heart disease (393-398)	1	-	1	1	1	-	35
36 Hypertensive disease (400-404)	6	4	2	-	-	-	36
37 Ischaemic heart disease (410-414)	38	18	20	60	48	12	37
38 Other forms of heart disease (420-429)	3	1	2	2	2	-	38
39 Cardiovascular disease (430-438)	10	3	7	22	19	3	39
40 General arteriosclerosis (440)	-	-	-	3	2	1	40
41 Other diseases of arteries, arterioles, & capillaries (441-448)	-	-	-	2	1	1	41
42 Influenza (470-474)	-	-	-	-	-	-	42
43 Pneumonia (480-486)	6	-	6	2	2	-	43
44 Bronchitis, emphysema and asthma (465, 490-493)	-	-	-	2	2	-	44
45 Other diseases of the respiratory system (460-465, 500-519)	1	1	-	2	2	-	45
46 Peptic ulcer (531-533)	-	-	-	-	-	-	46
47 Appendicitis (540-543)	-	-	-	-	-	-	47
48 Intestinal obstruction and hernia (550-553, 560)	-	-	-	-	-	-	48
49 Gastritis, duodenitis, enteritis & colitis (535, 561, 563)	-	-	-	-	-	-	49
50 Cirrhosis of liver (571)	1	-	1	2	2	-	50
51 Nephritis and nephrosis (580-584)	-	-	-	-	-	-	51
52 Hyperplasia of prostate (600)	-	-	-	-	-	-	52
53 Complications of pregnancy, childbirth and the puerperium (630-678)	-	-	-	-	-	-	53
54 Congenital anomalies (740-759)	-	-	-	2	2	-	54
55 Birth injuries, difficult labor and other anoxic and hypoxic conditions (764-768, 772, 776)	1	-	1	1	1	-	55
56 Other causes of neonatal mortality (760-763, 769-771, 773-775, 777-779)	4	-	4	-	-	-	56
57 Symptoms and ill-defined conditions (780-796)	1	-	1	5	2	3	57
58 All other diseases (residual)	10	5	5	9	7	2	58
59 Motor vehicle accidents (E810-E823)	1	1	-	7	3	4	59
60 All other accidents (E800-E807, E825-E949)	2	1	1	6	5	1	60
61 Suicides (E950-E959)	1	-	1	5	5	-	61
62 Homicides (E960-E969)	1	-	1	1	-	1	62
63 Legal intervention (E970-E979)	-	-	-	-	-	-	63
64 All other external injuries (E980-E999)	-	-	-	-	-	-	64

TABLE XIV VITAL STATISTICS, BY CITY, BY RACE, GEORGIA, 1970

ITEM	GARDEN CITY						GLENNVILLE						
	Number			Rate or Ratio*			Number			Rate or Ratio*			
	Total	White	Non-White	Total	White	Non-White	Total	White	Non-White	Total	White	Non-White	
1 Estimated population as of July 1,													1
LIVE BIRTHS													
2 Total	76	69	7	48	28	20	2
3 Delivered in hospital	75	69	6	98.7%	100.0%	85.7%	44	28	16	91.7%	100.0%	80.0%	3
4 Delivered in home by physician	1	-	1	1.3%	0%	14.3%	-	-	-	0%	0%	0%	4
5 Delivered by midwife	-	-	-	0%	0%	0%	4	-	4	8.3%	0%	20.0%	5
6 Other deliveries	-	-	-	0%	0%	0%	-	-	-	0%	0%	0%	6
7 Immature births	8	7	1	105.3	101.4	142.9	3	2	1	62.5	71.4	50.0	7
8 Live births to unwed mothers	8	3	5	105.3	43.5	714.3	9	-	9	187.5	0	450.0	8
FETAL DEATHS													
9 Total	5	5	-	65.8	72.5	0	3	3	-	62.5	107.1	0	9
10 Under 20 weeks gestation	5	5	-	65.8	72.5	0	2	2	-	41.7	71.4	0	10
11 20-27 weeks gestation	-	-	-	0	0	0	1	1	-	20.8	35.7	0	11
12 28 weeks and more	-	-	-	0	0	0	-	-	-	0	0	0	12
13 Unknown length of gestation	-	-	-	0	0	0	-	-	-	0	0	0	13
DEATHS													
14 Total, all ages	27	20	7	44	30	14	14
15 Under 1 year	2	2	-	26.3	29.0	0	7	2	5	145.8	71.4	250.0	15
16 Under 28 days	2	2	-	26.3	29.0	0	3	2	1	62.5	71.4	50.0	16
17 Deaths from immaturity	-	-	-	0	0	0	-	-	-	0	0	0	17
18 1-4 years **	-	-	-	-	-	-	1	-	1	-	-	-	18
19 Maternal deaths	-	-	-	0	0	0	-	-	-	0	0	0	19
CAUSE OF DEATH													
20 Dysentery (004,006,007,009)	-	-	-	1	-	1	20
21 Tuberculosis, all forms (010-019)	-	-	-	-	-	-	21
22 Meningococcal Infections (036)	-	-	-	-	-	-	22
23 Acute infectious encephalitis (062-065)	-	-	-	-	-	-	23
24 Infectious Hepatitis (070)	-	-	-	-	-	-	24
25 Typhus and other rickettsioses (080-083)	-	-	-	-	-	-	25
26 Venereal disease (090-099)	-	-	-	-	-	-	26
27 All other diseases classified as Infective and parasitic (000-003, 005, 008, 020-035, 037-061, 066-069, 071-079, 084-089, 100-136)	-	-	-	2	2	-	27
28 Malignant neoplasms, including neoplasms of lymphatic and haematopoietic tissues (140-209)	8	6	2	5	5	-	28
29 Benign neoplasms and neoplasms of unspecified nature (210-239)	-	-	-	-	-	-	29
30 Diabetes Mellitus (250)	-	-	-	-	-	-	30
31 Avitaminoses & other nutritional deficiency (260-269)	-	-	-	-	-	-	31
32 Anemias (280-285)	-	-	-	-	-	-	32
33 Nonmeningococcal meningitis (320)	-	-	-	-	-	-	33
34 Active rheumatic fever (390-392)	-	-	-	-	-	-	34
35 Chronic rheumatic heart disease (393-398)	-	-	-	-	-	-	35
36 Hypertensive disease (400-404)	1	-	1	-	-	-	36
37 Ischaemic heart disease (410-414)	6	4	2	17	13	4	37
38 Other forms of heart disease (420-429)	1	1	-	3	3	-	38
39 Cerebrovascular disease (430-438)	2	1	1	2	1	1	39
40 General arteriosclerosis (440)	-	-	-	-	-	-	40
41 Other diseases of arteries, arterioles, & capillaries (441-448)	2	1	1	-	-	-	41
42 Influenza (470-474)	-	-	-	-	-	-	42
43 Pneumonia (480-485)	-	-	-	7	1	6	43
44 Bronchitis, emphysema and asthma (465, 490-493)	-	-	-	-	-	-	44
45 Other diseases of the respiratory system (460-465, 500-519)	-	-	-	-	-	-	45
46 Peptic ulcer (531-533)	-	-	-	-	-	-	46
47 Appendicitis (540-543)	-	-	-	-	-	-	47
48 Intestinal obstruction and hernia (550-553, 560)	-	-	-	-	-	-	48
49 Gastritis, duodenitis, enteritis & colitis (535, 561, 563)	-	-	-	-	-	-	49
50 Cirrhosis of liver (571)	-	-	-	-	-	-	50
51 Nephritis and nephrosis (580-584)	-	-	-	-	-	-	51
52 Hyperplasia of prostate (600)	-	-	-	-	-	-	52
53 Complications of pregnancy, childbirth and the puerperium (630-678)	-	-	-	-	-	-	53
54 Congenital anomalies (740-759)	-	-	-	-	-	-	54
55 Birth injuries, difficult labor and other anoxic and hypoxic conditions (764-768, 772, 776)	2	2	-	2	2	-	55
56 Other causes of neonatal mortality (760-763, 769-771, 773-775, 777-779)	-	-	-	-	-	-	56
57 Symptoms and ill-defined conditions (780-796)	-	-	-	-	-	-	57
58 All other diseases (residual)	3	3	-	3	3	-	58
59 Motor vehicle accidents (E810-E823)	-	-	-	-	-	-	59
60 All other accidents (E800-E807, E825-E949)	1	1	-	1	-	1	60
61 Suicides (E950-E959)	1	1	-	-	-	-	61
62 Homicides (E960-E-969)	-	-	-	1	-	1	62
63 Legal intervention (E970-E978)	-	-	-	-	-	-	63
64 All other external injuries (E980-E999)	-	-	-	-	-	-	64

TABLE XIV VITAL STATISTICS, BY CITY, BY RACE, GEORGIA, 1970

ITEM	GREENSBORO						GRIFFIN						
	Number			Rate or Ratio*			Number			Rate or Ratio*			
	Total	White	Non-White	Total	White	Non-White	Total	White	Non-White	Total	White	Non-White	
1 Estimated population as of July 1,													1
LIVE BIRTHS													
2 Total	51	25	26	499	276	223	2
3 Delivered in hospital	49	25	24	96.1%	100.0%	92.3%	463	272	191	92.8%	98.6%	85.7%	3
4 Delivered in home by physician	1	-	1	2.0%	0%	3.8%	-	-	-	0%	0%	0%	4
5 Delivered by midwife	1	-	1	2.0%	0%	3.8%	36	4	32	7.2%	1.4%	14.3%	5
6 Other deliveries	-	-	-	0%	0%	0%	-	-	-	0%	0%	0%	6
7 Immature births	3	-	3	58.8	0	115.4	46	18	28	92.2	65.2	125.6	7
8 Live births to unwed mothers	4	-	4	78.4	0	153.8	67	7	60	134.3	25.4	269.1	8
FETAL DEATHS													
9 Total	1	-	1	19.6	0	38.5	51	32	19	102.2	115.9	85.2	9
10 Under 20 weeks gestation	1	-	1	19.6	0	38.5	26	17	9	52.1	61.6	40.4	10
11 20-27 weeks gestation	-	-	-	0	0	0	13	7	6	26.1	25.4	26.9	11
12 28 weeks and more	-	-	-	0	0	0	8	5	3	16.0	18.1	13.5	12
13 Unknown length of gestation	-	-	-	0	0	0	4	3	1	8.0	10.9	4.5	13
DEATHS													
14 Total, all ages	36	18	18	290	207	83	14
15 Under 1 year	3	1	2	58.8	40.0	76.9	10	5	5	20.0	18.1	22.4	15
16 Under 28 days	1	-	1	19.6	0	38.5	10	5	5	20.0	18.1	22.4	16
17 Deaths from immaturity	-	-	-	0	0	0	2	1	1	4.0	3.6	4.5	17
18 1-4 years **	1	1	-	-	-	-	5	3	2	-	-	-	18
19 Maternal deaths	-	-	-	0	0	0	-	-	-	0	0	0	19
CAUSE OF DEATH													
20 Dysentery (004,006,007,009)	-	-	-	-	-	-	20
21 Tuberculosis, all forms (010-019)	-	-	-	-	-	-	21
22 Meningococcal infections (036)	-	-	-	-	-	-	22
23 Acute infectious encephalitis (062-065)	-	-	-	-	-	-	23
24 Infectious hepatitis (070)	-	-	-	-	-	-	24
25 Typhus and other rickettsioses (080-083)	-	-	-	-	-	-	25
26 Venereal disease (090-099)	-	-	-	-	-	-	26
27 All other diseases classified as infective and parasitic (00-003, 005, 008, 020-035, 037-061, 066-069, 071-079, 084-089, 100-136)	-	-	-	1	-	1	27
28 Malignant neoplasms, including neoplasms of lymphatic and hematopoietic tissues (140-209)	2	2	-	37	28	9	28
29 Benign neoplasms and neoplasms of unspecified nature (210-239)	-	-	-	-	-	-	29
30 Diabetes Mellitus (250)	-	-	-	5	3	2	30
31 Avitaminoses & other nutritional deficiency (260-269)	-	-	-	-	-	-	31
32 Anemias (280-285)	1	-	1	-	-	-	32
33 Nonmeningococcal meningitis (320)	-	-	-	2	-	2	33
34 Active rheumatic fever (390-392)	-	-	-	-	-	-	34
35 Chronic rheumatic heart disease (393-398)	-	-	-	-	-	-	35
36 Hypertensive disease (400-404)	-	-	-	4	1	3	36
37 Ischaemic heart disease (410-414)	14	9	5	93	67	26	37
38 Other forms of heart disease (420-429)	-	-	-	9	4	5	38
39 Cerebrovascular disease (430-438)	5	2	3	47	32	15	39
40 General arteriosclerosis (440)	2	1	1	3	2	1	40
41 Other diseases of arteries, arterioles, & capillaries (441-448)	1	-	1	2	2	-	41
42 Influenza (470-474)	2	-	2	3	2	1	42
43 Pneumonia (480-485)	-	-	-	8	8	-	43
44 Bronchitis, emphysema and asthma (466, 490-493)	-	-	-	9	8	1	44
45 Other diseases of the respiratory system (460-465, 500-519)	-	-	-	3	2	1	45
46 Peptic ulcer (531-533)	-	-	-	3	2	1	46
47 Appendicitis (540-543)	-	-	-	1	1	-	47
48 Intestinal obstruction and hernia (550-553, 560)	-	-	-	1	1	-	48
49 Gastritis, duodenitis, enteritis & colitis (535, 561, 563)	-	-	-	1	1	-	49
50 Cirrhosis of liver (571)	-	-	-	5	4	1	50
51 Nephritis and nephrosis (580-584)	-	-	-	4	1	3	51
52 Hypertrophy of prostate (600)	-	-	-	1	1	-	52
53 Complications of pregnancy, childbirth and the puerperium (630-678)	-	-	-	-	-	-	53
54 Congenital anomalies (740-759)	-	-	-	1	-	1	54
55 Birth injuries, difficult labor and other anoxic and hypoxic conditions (764-768, 772, 776)	-	-	-	4	2	2	55
56 Other causes of neonatal mortality (760-763, 769-771, 773-775, 777-779)	1	-	1	2	1	1	56
57 Symptoms and ill-defined conditions (780-796)	1	1	-	-	-	-	57
58 All other diseases (residual)	3	2	1	16	12	4	58
59 Motor vehicle accidents (E810-E823)	3	1	2	8	8	-	59
60 All other accidents (E800-E807, E825-E949)	-	-	-	10	9	1	60
61 Suicides (E950-E959)	-	-	-	2	2	-	61
62 Homicides (E960-E969)	1	-	1	5	3	2	62
63 Legal intervention (E970-E978)	-	-	-	-	-	-	63
64 All other external injuries (E980-E999)	-	-	-	-	-	-	64

TABLE XIV VITAL STATISTICS, BY CITY, BY RACE, GEORGIA, 1970

124

ITEM	HAPEVILLE						HARTWELL						
	Number			Rate or Ratio*			Number			Rate or Ratio*			
	Total	White	Non-White	Total	White	Non-White	Total	White	Non-White	Total	White	Non-White	
1 Estimated population as of July 1,													1
LIVE BIRTHS													
2 Total	136	133	3	89	57	32	2
3 Delivered in hospital	136	133	3	100.0%	100.0%	100.0%	89	57	32	100.0%	100.0%	100.0%	3
4 Delivered in home by physician	-	-	-	0%	0%	0%	-	-	-	0%	0%	0%	4
5 Delivered by midwife	-	-	-	0%	0%	0%	-	-	-	0%	0%	0%	5
6 Other deliveries	-	-	-	0%	0%	0%	-	-	-	0%	0%	0%	6
7 Immature births	12	12	-	88.2	90.2	0	9	4	5	101.1	70.2	156.3	7
8 Live births to unwed mothers	4	4	-	29.4	30.1	0	12	1	11	134.8	17.5	343.8	8
FETAL DEATHS													
9 Total	9	9	-	66.2	67.7	0	1	-	1	11.2	0	31.3	9
10 Under 20 weeks gestation	7	7	-	51.5	52.6	0	-	-	-	0	0	0	10
11 20-27 weeks gestation	2	2	-	14.7	15.0	0	-	-	-	0	0	0	11
12 28 weeks and more	-	-	-	0	0	0	-	-	-	0	0	0	12
13 Unknown length of gestation	-	-	-	0	0	0	1	-	1	11.2	0	31.3	13
DEATHS													
14 Total, all ages	74	73	1	65	52	14	14
15 Under 1 year	3	3	-	22.1	22.6	0	1	-	1	11.2	0	31.3	15
16 Under 28 days	3	3	-	22.1	22.6	0	1	-	1	11.2	0	31.3	16
17 Deaths from immaturity	1	1	-	7.4	7.5	0	-	-	-	0	0	0	17
18 1-4 years **	1	1	-	-	-	-	-	-	-	-	-	-	18
19 Maternal deaths	-	-	-	0	0	0	-	-	-	0	0	0	19
CAUSE OF DEATH													
20 Dysentery (004,006,007,009)	-	-	-	1	-	1	20
21 Tuberculosis, all forms (010-019)	1	1	-	-	-	-	21
22 Meningococcal infections (036)	-	-	-	-	-	-	22
23 Acute infectious encephalitis (062-065)	-	-	-	-	-	-	23
24 Infectious Hepatitis (070)	1	1	-	-	-	-	24
25 Typhus and other rickettsioses (080-083)	-	-	-	-	-	-	25
26 Venereal disease (090-099)	-	-	-	-	-	-	26
27 All other diseases classified as infective and parasitic (000-003, 005, 008, 020-035, 037-061, 066-069, 071-079, 084-089, 100-136)	1	1	-	-	-	-	27
28 Malignant neoplasms, including neoplasms of lymphatic and haematopoietic tissues (140-209)	12	12	-	14	12	2	28
29 Benign neoplasms and neoplasms of unspecified nature (210-239)	-	-	-	-	-	-	29
30 Diabetes Mellitus (250)	-	-	-	-	-	-	30
31 Avitaminoses & other nutritional deficiency (260-269)	-	-	-	-	-	-	31
32 Anemias (280-285)	-	-	-	-	-	-	32
33 Nonmeningococcal meningitis (320)	-	-	-	-	-	-	33
34 Active rheumatic fever (390-392)	-	-	-	-	-	-	34
35 Chronic rheumatic heart disease (393-398)	-	-	-	-	-	-	35
36 Hypertensive disease (400-404)	-	-	-	1	1	-	36
37 Ischaemic heart disease (410-414)	21	21	-	22	18	4	37
38 Other forms of heart disease (420-429)	1	1	-	-	-	-	38
39 Cerebrovascular disease (430-438)	8	7	1	11	9	2	39
40 General arteriosclerosis (440)	-	-	-	-	-	-	40
41 Other diseases of arteries, arterioles, & capillaries (441-448)	-	-	-	-	-	-	41
42 Influenza (470-474)	-	-	-	-	-	-	42
43 Pneumonia (480-486)	5	5	-	1	1	-	43
44 Bronchitis, emphysema and asthma (466, 490-493)	5	5	-	-	-	-	44
45 Other diseases of the respiratory system (460-465, 500-519)	-	-	-	-	-	-	45
46 Peptic ulcer (531-533)	3	3	-	-	-	-	46
47 Appendicitis (540-543)	-	-	-	-	-	-	47
48 Intestinal obstruction and hernia (550-553, 560)	-	-	-	-	-	-	48
49 Gastritis, duodenitis, enteritis & colitis (535, 561, 563)	-	-	-	-	-	-	49
50 Cirrhosis of liver (571)	-	-	-	1	1	-	50
51 Nephritis and nephrosis (580-584)	-	-	-	1	-	1	51
52 Hyperplasia of prostate (600)	1	1	-	-	-	-	52
53 Complications of pregnancy, childbirth and the puerperium (630-678)	-	-	-	-	-	-	53
54 Congenital anomalies (740-759)	-	-	-	-	-	-	54
55 Birth injuries, difficult labor and other anoxic and hypoxic conditions (764-768, 772, 776)	1	1	-	-	-	-	55
56 Other causes of neonatal mortality (760-763, 769-771, 773-775, 777-779)	2	2	-	-	-	-	56
57 Symptoms and ill-defined conditions (780-796)	2	2	-	1	1	-	57
58 All other diseases (residual)	4	4	-	4	2	2	58
59 Motor vehicle accidents (E810-E823)	-	-	-	5	3	2	59
60 All other accidents (E800-E807, E825-E949)	2	2	-	1	1	-	60
61 Suicides (E950-E959)	3	3	-	2	2	-	61
62 Homicides (E960-E969)	-	-	-	1	1	-	62
63 Legal intervention (E970-E978)	-	-	-	-	-	-	63
64 All other external injuries (E980-E999)	1	1	-	-	-	-	64

TABLE XIV VITAL STATISTICS, BY CITY, BY RACE, GEORGIA, 1970

ITEM	HAWKINSVILLE						HAZLEHURST						
	Number			Rate or Ratio*			Number			Rate or Ratio*			
	Total	White	Non-White	Total	White	Non-White	Total	White	Non-White	Total	White	Non-White	
1 Estimated population as of July 1,													1
LIVE BIRTHS													
2 Total	77	36	41	112	82	30	2
3 Delivered in hospital	51	36	15	66.2%	100.0%	36.6%	109	82	27	97.3%	100.0%	90.0%	3
4 Delivered in home by physician	2	-	2	2.6%	0%	4.9%	-	-	-	0%	0%	0%	4
5 Delivered by midwife	24	-	24	31.2%	0%	58.5%	3	-	3	2.7%	0%	10.0%	5
6 Other deliveries	-	-	-	0%	0%	0%	-	-	-	0%	0%	0%	6
7 Immature births	8	4	4	103.9	111.1	97.6	9	6	3	80.4	73.2	100.0	7
8 Live births to unwed mothers	17	3	14	220.8	83.3	341.5	11	3	8	98.2	36.6	266.7	8
FETAL DEATHS													
9 Total	1	-	1	13.0	0	24.4	-	-	-	0	0	0	9
10 Under 20 weeks gestation	-	-	-	0	0	0	-	-	-	0	0	0	10
11 20-27 weeks gestation	-	-	-	0	0	0	-	-	-	0	0	0	11
12 28 weeks and more	1	-	1	13.0	0	24.4	-	-	-	0	0	0	12
13 Unknown length of gestation	-	-	-	0	0	0	-	-	-	0	0	0	13
DEATHS													
14 Total, all ages	74	38	36	33	26	7	14
15 Under 1 year	4	-	4	51.9	0	97.6	-	-	-	0	0	0	15
16 Under 28 days	1	-	1	13.0	0	24.4	-	-	-	0	0	0	16
17 Deaths from immaturity	-	-	-	0	0	0	-	-	-	0	0	0	17
18 1-4 years **	1	-	1	-	-	-	-	-	-	-	-	-	18
19 Maternal deaths	-	-	-	0	0	0	-	-	-	0	0	0	19
CAUSE OF DEATH													
20 Dysentery (004,006,007,009)	-	-	-	-	-	-	20
21 Tuberculosis, all forms (010-019)	-	-	-	-	-	-	21
22 Meningococcal Infections (036)	-	-	-	-	-	-	22
23 Acute infectious encephalitis (062-065)	-	-	-	1	-	1	23
24 Infectious Hepatitis (070)	-	-	-	-	-	-	24
25 Typhus and other rickettsioses (080-083)	-	-	-	-	-	-	25
26 Venereal disease (090-099)	-	-	-	-	-	-	26
27 All other diseases classified as infective and parasitic (000-003, 005, 008, 020-035, 037-061, 066-069, 071-079, 084-089, 100-136)	-	-	-	1	1	-	27
28 Malignant neoplasms, including neoplasms of lymphatic and haematopoietic tissues (140-209)	10	7	3	1	1	-	28
29 Benign neoplasms and neoplasms of unspecified nature (210-239)	-	-	-	-	-	-	29
30 Diabetes Mellitus (250)	-	-	-	1	1	-	30
31 Avitaminoses & other nutritional deficiency (260-269)	-	-	-	-	-	-	31
32 Anemias (280-285)	-	-	-	-	-	-	32
33 Nonmeningococcal meningitis (320)	-	-	-	-	-	-	33
34 Active rheumatic fever (390-392)	-	-	-	-	-	-	34
35 Chronic rheumatic heart disease (393-398)	-	-	-	1	1	-	35
36 Hypertensive disease (400-404)	1	-	1	-	-	-	36
37 Ischaemic heart disease (410-414)	16	3	9	15	13	2	37
38 Other forms of heart disease (420-425)	2	-	2	2	2	-	38
39 Cerebrovascular disease (430-438)	13	3	10	2	-	2	39
40 General arteriosclerosis (440)	1	-	1	-	-	-	40
41 Other diseases of arteries, arterioles, & capillaries (441-448)	3	2	1	1	-	1	41
42 Influenza (470-474)	-	-	-	-	-	-	42
43 Pneumonia (480-486)	5	3	2	2	2	-	43
44 Bronchitis, emphysema and asthma (466, 490-493)	3	2	1	-	-	-	44
45 Other diseases of the respiratory system (460-465, 500-519)	1	1	-	-	-	-	45
46 Peptic ulcer (531-533)	-	-	-	-	-	-	46
47 Appendicitis (540-542)	-	-	-	-	-	-	47
48 Intestinal obstruction and hernia (550-553, 560)	-	-	-	-	-	-	48
49 Gastritis, duodenitis, enteritis & colitis (535, 561, 563)	-	-	-	-	-	-	49
50 Cirrhosis of liver (571)	1	1	-	-	-	-	50
51 Nephritis and nephrosis (580-584)	1	-	1	-	-	-	51
52 Hyperplasia of prostate (600)	-	-	-	-	-	-	52
53 Complications of pregnancy, childbirth and the puerperium (630-678)	-	-	-	-	-	-	53
54 Congenital anomalies (740-759)	1	-	1	1	1	-	54
55 Birth injuries, difficult labor and other anoxic and hypoxic conditions (764-768, 772, 776)	-	-	-	-	-	-	55
56 Other causes of neonatal mortality (760-763, 769-771, 773-775, 777-779)	1	-	1	-	-	-	56
57 Symptoms and ill-defined conditions (780-790)	-	-	-	-	-	-	57
58 All other diseases (residual)	2	2	-	2	2	-	58
59 Motor vehicle accidents (E810-E823)	6	3	3	1	-	1	59
60 All other accidents (E800-E807, E825-E949)	1	-	1	1	1	-	60
61 Suicides (E950-E959)	1	1	-	1	1	-	61
62 Homicides (E960-E-959)	-	-	-	-	-	-	62
63 Legal Intervention (E970-E979)	-	-	-	-	-	-	63
64 All other external Injuries (E980-E999)	-	-	-	-	-	-	64

TABLE XIV VITAL STATISTICS, BY CITY, BY RACE, GEORGIA, 1970

126

ITEM	HINESVILLE						HOGANSVILLE						
	Number			Rate or Ratio*			Number			Rate or Ratio*			
	Total	White	Non-White	Total	White	Non-White	Total	White	Non-White	Total	White	Non-White	
1 Estimated population as of July 1,													1
LIVE BIRTHS													
2 Total	205	184	21	51	28	23	2
3 Delivered in hospital	205	184	21	100.0%	100.0%	100.0%	46	27	19	90.2%	96.4%	82.6%	3
4 Delivered in home by physician	-	-	-	0%	0%	0%	1	1	-	2.0%	3.6%	0%	4
5 Delivered by midwife	-	-	-	0%	0%	0%	4	-	4	7.8%	0%	17.4%	5
6 Other deliveries	-	-	-	0%	0%	0%	-	-	-	0%	0%	0%	6
7 Immature births	13	16	2	87.8	87.0	95.2	6	3	3	117.6	107.1	130.4	7
8 Live births to unwed mothers	5	2	3	24.4	10.9	142.9	4	-	4	78.4	0	173.9	8
FETAL DEATHS													
9 Total	9	9	-	43.9	48.9	0	2	1	1	39.2	35.7	43.5	9
10 Under 20 weeks gestation	9	8	-	39.0	43.5	0	1	1	-	19.6	35.7	0	10
11 20-27 weeks gestation	-	-	-	0	0	0	1	-	1	19.6	0	43.5	11
12 28 weeks and more	1	1	-	4.9	5.4	0	-	-	-	0	0	0	12
13 Unknown length of gestation	-	-	-	0	0	0	-	-	-	0	0	0	13
DEATHS													
14 Total, all ages	36	29	7	35	17	18	14
15 Under 1 year	8	7	1	39.0	38.0	47.6	-	-	-	0	0	0	15
16 Under 28 days	8	7	1	39.0	38.0	47.6	-	-	-	0	0	0	16
17 Deaths from immaturity	1	1	-	4.9	5.4	0	-	-	-	0	0	0	17
18 1-4 years **	-	-	-	-	-	-	-	-	-	-	-	-	18
19 Maternal deaths	-	-	-	0	0	0	1	1	-	196.1	357.1	0	19
CAUSE OF DEATH													
20 Dysentery (004,006,007,009)	-	-	-	-	-	-	20
21 Tuberculosis, all forms (010-019)	-	-	-	1	-	1	21
22 Meningococcal infections (036)	-	-	-	-	-	-	22
23 Acute infectious encephalitis (062-065)	-	-	-	-	-	-	23
24 Infectious Hepatitis (070)	-	-	-	-	-	-	24
25 Typhus and other rickettsioses (080-083)	-	-	-	-	-	-	25
26 Venereal disease (090-099)	-	-	-	-	-	-	26
27 All other diseases classified as infective and parasitic (000-003, 005, 008, 020-035, 037-061, 066-069, 071-079, 084-089, 100-136)	-	-	-	-	-	-	27
28 Malignant neoplasms, including neoplasms of lymphatic and haematopoietic tissues (140-209)	6	5	1	7	3	4	28
29 Benign neoplasms and neoplasms of unspecified nature (210-239)	-	-	-	-	-	-	29
30 Diabetes Mellitus (250)	2	1	1	-	-	-	30
31 Avitaminoses & other nutritional deficiency (260-269)	-	-	-	-	-	-	31
32 Anemias (280-285)	-	-	-	-	-	-	32
33 Nonmeningococcal meningitis (320)	-	-	-	-	-	-	33
34 Active rheumatic fever (390-392)	-	-	-	-	-	-	34
35 Chronic rheumatic heart disease (393-398)	-	-	-	-	-	-	35
36 Hypertensive disease (400-404)	-	-	-	-	-	-	36
37 Ischaemic heart disease (410-414)	3	2	1	13	8	5	37
38 Other forms of heart disease (420-429)	1	-	1	1	1	-	38
39 Coronary disease (430-438)	6	4	2	6	1	5	39
40 General arteriosclerosis (440)	1	1	-	-	-	-	40
41 Other diseases of arteries, arterioles, & capillaries (441-448)	-	-	-	-	-	-	41
42 Influenza (470-474)	-	-	-	-	-	-	42
43 Pneumonia (480-486)	2	2	-	1	-	1	43
44 Bronchitis, emphysema and asthma (466, 490-493)	1	1	-	-	-	-	44
45 Other diseases of the respiratory system (460-465, 500-519)	-	-	-	1	1	-	45
46 Peptic ulcer (531-533)	-	-	-	-	-	-	46
47 Appendicitis (540-543)	-	-	-	-	-	-	47
48 Intestinal obstruction and hernia (550-553, 560)	-	-	-	-	-	-	48
49 Gastritis, duodenitis, enteritis & colitis (535, 561, 562)	-	-	-	-	-	-	49
50 Cirrhosis of liver (571)	-	-	-	-	-	-	50
51 Nephritis and nephrosis (580-584)	-	-	-	-	-	-	51
52 Hyperplasia of prostate (600)	-	-	-	-	-	-	52
53 Complications of pregnancy, childbirth and the puerperium (630-678)	-	-	-	1	1	-	53
54 Congenital anomalies (740-759)	2	2	-	-	-	-	54
55 Birth injuries, difficult labor and other anoxic and hypoxic conditions (764-768, 772, 776)	2	2	-	-	-	-	55
56 Other causes of neonatal mortality (760-763, 769-771, 773-775, 777-779)	5	4	1	-	-	-	56
57 Symptoms and ill-defined conditions (780-796)	-	-	-	-	-	-	57
58 All other diseases (residual)	-	-	-	3	2	1	58
59 Motor vehicle accidents (E810-E823)	4	4	-	-	-	-	59
60 All other accidents (E800-E807, E825-E949)	-	-	-	-	-	-	60
61 Suicides (E950-E959)	-	-	-	-	-	-	61
62 Homicides (E960-E969)	1	1	-	1	-	1	62
63 Legal intervention (E970-E978)	-	-	-	-	-	-	63
64 All other external injuries (E980-E999)	-	-	-	-	-	-	64

TABLE XIV VITAL STATISTICS, BY CITY, BY RACE, GEORGIA, 1970

ITEM	HOMERVILLE						JACKSON						
	Number			Rate or Ratio*			Number			Rate or Ratio*			
	Total	White	Non-White	Total	White	Non-White	Total	White	Non-White	Total	White	Non-White	
1 Estimated population as of July 1,													1
LIVE BIRTHS													
2 Total	57	29	28	66	39	36	2
3 Delivered in hospital	57	29	28	100.0%	100.0%	100.0%	61	29	32	92.4%	96.7%	88.9%	3
4 Delivered in home by physician	-	-	-	0%	0%	0%	-	-	-	0%	0%	0%	4
5 Delivered by midwife	-	-	-	0%	0%	0%	5	1	4	7.6%	3.3%	11.1%	5
6 Other deliveries	-	-	-	0%	0%	0%	-	-	-	0%	0%	0%	6
7 Immature births	4	2	2	70.2	69.0	71.4	9	3	6	136.4	100.0	166.7	7
8 Live births to unwed mothers	6	-	6	105.3	0	214.3	9	1	8	136.4	33.3	222.2	8
FETAL DEATHS													
9 Total	4	1	3	70.2	34.5	107.1	3	3	-	45.5	100.0	0	9
10 Under 20 weeks gestation	-	-	-	0	0	0	1	1	-	15.2	33.3	0	10
11 20-27 weeks gestation	-	-	-	0	0	0	1	1	-	15.2	33.3	0	11
12 28 weeks and more	4	1	3	70.2	34.5	107.1	1	1	-	15.2	33.3	0	12
13 Unknown length of gestation	-	-	-	0	0	0	-	-	-	0	0	0	13
DEATHS													
14 Total, all ages	32	23	9	46	28	18	14
15 Under 1 year	1	1	-	17.5	34.5	0	1	-	1	15.2	0	27.8	15
16 Under 28 days	1	1	-	17.5	34.5	0	1	-	1	15.2	0	27.8	16
17 Deaths from immaturity	-	-	-	0	0	0	-	-	-	0	0	0	17
18 1-4 years **	-	-	-	-	-	-	-	-	-	-	-	-	18
19 Maternal deaths	-	-	-	0	0	0	-	-	-	0	0	0	19
CAUSE OF DEATH													
20 Dysentery (004,005,007,009)	-	-	-	-	-	-	20
21 Tuberculosis, all forms (010-019)	-	-	-	-	-	-	21
22 Meningococcal infections (036)	-	-	-	-	-	-	22
23 Acute infectious encephalitis (062-065)	-	-	-	-	-	-	23
24 Infectious hepatitis (070)	-	-	-	-	-	-	24
25 Typhus and other rickettsioses (080-083)	-	-	-	-	-	-	25
26 Venereal disease (090-099)	-	-	-	-	-	-	26
27 All other diseases classified as infective and parasitic (000-003, 005, 008, 020-035, 037-061, 066-069, 071-079, 084-089, 100-136)	-	-	-	-	-	-	27
28 Malignant neoplasms, including neoplasms of lymphatic and hematopoietic tissues (140-209)	3	2	1	9	6	3	28
29 Benign neoplasms and neoplasms of unspecified nature (210-239)	-	-	-	-	-	-	29
30 Diabetes Mellitus (250)	-	-	-	2	2	-	30
31 Avitaminoses & other nutritional deficiency (260-269)	-	-	-	-	-	-	31
32 Anemias (280-285)	-	-	-	-	-	-	32
33 Nonmeningococcal meningitis (320)	-	-	-	-	-	-	33
34 Acute rheumatic fever (390-392)	-	-	-	-	-	-	34
35 Chronic rheumatic heart disease (393-398)	1	1	-	-	-	-	35
36 Hypertensive disease (400-404)	-	-	-	2	1	1	36
37 Ischaemic heart disease (410-414)	11	11	-	16	12	4	37
38 Other forms of heart disease (420-429)	2	1	1	1	1	-	38
39 Cerebrovascular disease (430-438)	4	1	3	2	-	2	39
40 General arteriosclerosis (440)	-	-	-	1	-	1	40
41 Other diseases of arteries, arterioles, & capillaries (441-448)	-	-	-	1	-	1	41
42 Influenza (470-474)	-	-	-	-	-	-	42
43 Pneumonia (480-486)	3	2	1	1	1	-	43
44 Bronchitis, emphysema and asthma (466, 490-493)	-	-	-	1	1	-	44
45 Other diseases of the respiratory system (460-465, 500-519)	1	1	-	-	-	-	45
46 Peptic ulcer (531-533)	-	-	-	-	-	-	46
47 Appendicitis (540-543)	1	-	1	-	-	-	47
48 Intestinal obstruction and hernia (550-553, 560)	1	1	-	2	1	1	48
49 Gastritis, duodenitis, enteritis & colitis (535, 561, 563)	-	-	-	-	-	-	49
50 Cirrhosis of liver (571)	-	-	-	-	-	-	50
51 Nephritis and nephrosis (580-584)	1	1	-	-	-	-	51
52 Hyperplasia of prostate (600)	-	-	-	-	-	-	52
53 Complications of pregnancy, childbirth and the puerperium (630-678)	-	-	-	-	-	-	53
54 Congenital anomalies (740-759)	-	-	-	1	-	1	54
55 Birth injuries, difficult labor and other anoxic and hypoxic conditions (764-768, 772, 776)	-	-	-	-	-	-	55
56 Other causes of neonatal mortality (760-763, 769-771, 773-775, 777-779)	-	-	-	-	-	-	56
57 Symptoms and ill-defined conditions (780-796)	-	-	-	-	-	-	57
58 All other diseases (residual)	-	-	-	1	1	-	58
59 Motor vehicle accidents (E810-E823)	1	1	-	4	2	2	59
60 All other accidents (E800-E807, E825-E949)	1	-	1	-	-	-	60
61 Suicides (E950-E959)	-	-	-	-	-	-	61
62 Homicides (E960-E969)	2	1	1	2	-	2	62
63 Legal intervention (E970-E978)	-	-	-	-	-	-	63
64 All other external injuries (E980-E999)	-	-	-	-	-	-	64

TABLE XIV VITAL STATISTICS, BY CITY, BY RACE, GEORGIA, 1970

ITEM	JESUP						JONESBORO						
	Number			Rate or Ratio*			Number			Rate or Ratio*			
	Total	White	Non-White	Total	White	Non-White	Total	White	Non-White	Total	White	Non-White	
1 Estimated population as of July 1,													1
LIVE BIRTHS													
2 Total	167	111	56	153	138	15	2
3 Delivered in hospital	165	111	54	98.8%	100.0%	96.4%	151	136	15	98.7%	98.6%	100.0%	3
4 Delivered in home by physician	2	-	2	1.2%	0%	3.6%	1	1	-	0.7%	0.7%	0%	4
5 Delivered by midwife	-	-	-	0%	0%	0%	1	1	-	0.7%	0.7%	0%	5
6 Other deliveries	-	-	-	0%	0%	0%	-	-	-	0%	0%	0%	6
7 Immature births	22	9	13	131.7	81.1	232.1	16	13	3	104.6	94.2	200.0	7
8 Live births to unwed mothers	24	4	20	143.7	36.0	357.1	8	7	1	52.3	50.7	66.7	8
FETAL DEATHS													
9 Total	-	-	-	0	0	0	15	15	-	98.0	108.7	0	9
10 Under 20 weeks gestation	-	-	-	0	0	0	12	12	-	78.4	87.0	0	10
11 20-27 weeks gestation	-	-	-	0	0	0	2	2	-	13.1	14.5	0	11
12 28 weeks and more	-	-	-	0	0	0	1	1	-	6.5	7.2	0	12
13 Unknown length of gestation	-	-	-	0	0	0	-	-	-	0	0	0	13
DEATHS													
14 Total, all ages	81	53	28	67	62	5	14
15 Under 1 year	4	1	3	24.0	9.0	53.6	9	8	1	58.8	58.0	66.7	15
16 Under 28 days	3	1	2	18.0	9.0	35.7	6	5	1	39.2	36.2	66.7	16
17 Deaths from immaturity	1	1	-	6.0	9.0	0	1	1	-	6.5	7.2	0	17
18 1-4 years **	1	1	-	-	-	-	1	1	-	-	-	-	18
19 Maternal deaths	1	-	1	59.9	0	178.6	2	2	-	130.7	144.9	0	19
CAUSE OF DEATH													
20 Dysentery (004,006,007,009)	1	1	-	-	-	-	20
21 Tuberculosis, all forms (010-019)	-	-	-	-	-	-	21
22 Meningococcal Infections (036)	-	-	-	-	-	-	22
23 Acute Infectious encephalitis (062-065)	-	-	-	-	-	-	23
24 Infectious Hepatitis (070)	-	-	-	-	-	-	24
25 Typhus and other rickettsioses (080-083)	-	-	-	-	-	-	25
26 Venereal disease (090-099)	-	-	-	-	-	-	26
27 All other diseases classified as infective and parasitic (000-003, 005, 008, 020-035, 037-061, 066-069, 071-079, 084-089, 100-136)	-	-	-	-	-	-	27
28 Malignant neoplasms, including neoplasms of lymphatic and haematopoietic tissues (140-209)	6	5	1	6	5	1	28
29 Benign neoplasms and neoplasms of unspecified nature (210-239)	-	-	-	-	-	-	29
30 Diabetes Mellitus (250)	2	1	1	-	-	-	30
31 Avitaminosis & other nutritional deficiency (260-269)	-	-	-	-	-	-	31
32 Anemias (280-285)	-	-	-	-	-	-	32
33 Nonmeningococcal meningitis (320)	-	-	-	-	-	-	33
34 Active rheumatic fever (390-392)	-	-	-	-	-	-	34
35 Chronic rheumatic heart disease (393-398)	1	1	-	-	-	-	35
36 Hypertensive disease (400-404)	-	-	-	-	-	-	36
37 Ischaemic heart disease (410-414)	28	20	8	23	22	1	37
38 Other forms of heart disease (420-429)	3	3	-	2	1	1	38
39 Cerebrovascular disease (430-438)	9	4	5	2	2	-	39
40 General arteriosclerosis (440)	2	2	-	-	-	-	40
41 Other diseases of arteries, arterioles, & capillaries (441-448)	2	1	1	3	3	-	41
42 Influenza (470-474)	-	-	-	-	-	-	42
43 Pneumonia (480-486)	1	1	-	4	3	1	43
44 Bronchitis, emphysema and asthma (466, 490-493)	1	1	-	1	1	-	44
45 Other diseases of the respiratory system (460-465, 500-519)	-	-	-	-	-	-	45
46 Peptic ulcer (531-533)	-	-	-	-	-	-	46
47 Appendicitis (540-543)	-	-	-	-	-	-	47
48 Intestinal obstruction and hernia (550-553, 560)	-	-	-	-	-	-	48
49 Gastritis, duodenitis, enteritis & colitis (535, 561, 563)	-	-	-	-	-	-	49
50 Cirrhosis of liver (571)	2	1	1	-	-	-	50
51 Nephritis and nephrosis (580-584)	-	-	-	-	-	-	51
52 Hyperplasia of prostate (600)	-	-	-	-	-	-	52
53 Complications of pregnancy, childbirth and the puerperium (630-678)	1	-	1	2	2	-	53
54 Congenital anomalies (740-759)	1	-	1	2	2	-	54
55 Birth injuries, difficult labor and other anoxic and hypoxic conditions (764-768, 772, 776)	1	-	1	2	1	1	55
56 Other causes of neonatal mortality (760-763, 769-771, 773-775, 777-779)	1	1	-	3	3	-	56
57 Symptoms and ill-defined conditions (780-796)	-	-	-	-	-	-	57
58 All other diseases (residual)	5	4	1	1	1	-	58
59 Motor vehicle accidents (E810-E823)	6	3	3	9	9	-	59
60 All other accidents (E800-E807, E825-E949)	7	4	3	3	3	-	60
61 Suicides (E950-E959)	-	-	-	1	1	-	61
62 Homicides (E960-E-969)	1	-	1	1	1	-	62
63 Legal intervention (E970-E978)	-	-	-	2	2	-	63
64 All other external injuries (E980-E999)	-	-	-	-	-	-	64

TABLE XIV VITAL STATISTICS, BY CITY, BY RACE, GEORGIA, 1970

ITEM	LAFAYETTE						LAGRANGE						
	Number			Rate or Ratio*			Number			Rate or Ratio*			
	Total	White	Non-White	Total	White	Non-White	Total	White	Non-White	Total	White	Non-White	
1 Estimated population as of July 1,													1
LIVE BIRTHS													
2 Total	136	127	9	442	249	193	2
3 Delivered in hospital	136	127	9	100.0%	100.0%	100.0%	428	249	179	96.8%	100.0%	92.7%	3
4 Delivered in home by physician	-	-	-	0%	0%	0%	3	-	3	0.7%	0%	1.6%	4
5 Delivered by midwife	-	-	-	0%	0%	0%	10	-	10	2.3%	0%	5.2%	5
6 Other deliveries	-	-	-	0%	0%	0%	1	-	1	0.2%	0%	0.5%	6
7 Immature births	16	15	1	117.6	118.1	111.1	53	23	30	119.9	92.4	155.4	7
8 Live births to unwed mothers	7	6	1	51.5	47.2	111.1	77	7	70	174.2	28.1	362.7	8
FETAL DEATHS													
9 Total	1	1	-	7.4	7.9	0	16	7	9	36.2	28.1	46.6	9
10 Under 20 weeks gestation	-	-	-	0	0	0	4	2	2	9.0	8.0	10.4	10
11 20-27 weeks gestation	-	-	-	0	0	0	4	-	4	9.0	0	20.7	11
12 28 weeks and more	1	1	-	7.4	7.9	0	7	4	3	15.8	16.1	15.5	12
13 Unknown length of gestation	-	-	-	0	0	0	1	1	-	2.3	4.0	0	13
DEATHS													
14 Total, all ages	91	81	10	259	176	83	14
15 Under 1 year	4	4	-	29.4	31.5	0	11	6	5	24.9	24.1	25.9	15
16 Under 28 days	4	4	-	29.4	31.5	0	8	6	2	18.1	24.1	10.4	16
17 Deaths from immaturity	1	1	-	7.4	7.9	0	1	-	1	2.3	0	5.2	17
18 1-4 years **	1	1	-	-	-	-	3	2	1	-	-	-	18
19 Maternal deaths	-	-	-	0	0	0	-	-	-	0	0	0	19
CAUSE OF DEATH													
20 Dysentery (004,006,007,009)	-	-	-	1	1	-	20
21 Tuberculosis, all forms (010-019)	-	-	-	3	3	-	21
22 Meningococcal infections (036)	-	-	-	-	-	-	22
23 Acute infectious encephalitis (062-065)	-	-	-	-	-	-	23
24 Infectious Hepatitis (070)	-	-	-	-	-	-	24
25 Typhus and other rickettsioses (080-083)	-	-	-	-	-	-	25
26 Venereal disease (090-099)	-	-	-	-	-	-	26
27 All other diseases classified as infective and parasitic (000-003, 005, 008, 020-035, 037-061, 066-068, 071-079, 084-089, 100-136)	1	1	-	-	-	-	27
28 Malignant neoplasms, including neoplasms of lymphatic and haematopoietic tissues (140-209)	10	9	1	35	26	9	28
29 Benign neoplasms and neoplasms of unspecified nature (210-239)	-	-	-	-	-	-	29
30 Diabetes Mellitus (250)	2	-	2	2	-	2	30
31 Avitaminoses & other nutritional deficiency (260-269)	-	-	-	1	-	1	31
32 Anemias (280-285)	1	-	1	-	-	-	32
33 Nonmeningococcal meningitis (320)	-	-	-	1	-	1	33
34 Active rheumatic fever (390-392)	-	-	-	1	-	1	34
35 Chronic rheumatic heart disease (393-398)	1	1	-	2	1	1	35
36 Hypertensive disease (400-404)	1	1	-	3	2	1	36
37 Ischaemic heart disease (410-414)	33	32	1	84	60	24	37
38 Other forms of heart disease (420-429)	6	6	-	2	2	-	38
39 Cardiovascular disease (430-438)	7	5	2	47	31	16	39
40 General arteriosclerosis (440)	1	1	-	3	2	1	40
41 Other diseases of arteries, arterioles, & capillaries (441-448)	3	3	-	3	2	1	41
42 Influenza (470-474)	1	1	-	1	-	1	42
43 Pneumonia (480-486)	1	1	-	8	4	4	43
44 Bronchitis, emphysema and asthma (466, 490-493)	1	1	-	4	4	-	44
45 Other diseases of the respiratory system (460-465, 500-519)	-	-	-	-	-	-	45
46 Peptic ulcer (531-533)	-	-	-	-	-	-	46
47 Appendicitis (540-543)	-	-	-	-	-	-	47
48 Intestinal obstruction and hernia (550-553, 560)	-	-	-	1	1	-	48
49 Gastritis, duodenitis, enteritis & colitis (535, 561, 563)	-	-	-	-	-	-	49
50 Cirrhosis of liver (571)	-	-	-	5	2	3	50
51 Nephritis and nephrosis (580-584)	-	-	-	3	-	3	51
52 Hyperplasia of prostate (600)	-	-	-	1	-	1	52
53 Complications of pregnancy, childbirth and the puerperium (630-678)	-	-	-	-	-	-	53
54 Congenital anomalies (740-759)	1	1	-	1	1	-	54
55 Birth injuries, difficult labor and other anoxic and hypoxic conditions (764-768, 772, 776)	1	1	-	1	1	-	55
56 Other causes of neonatal mortality (760-763, 769-771, 773-775, 777-779)	2	2	-	5	3	2	56
57 Symptoms and ill-defined conditions (780-796)	1	1	-	1	-	1	57
58 All other diseases (residual)	4	3	1	14	10	4	58
59 Motor vehicle accidents (E810-E823)	4	4	-	13	12	1	59
60 All other accidents (E800-E807, E825-E849)	4	3	1	9	6	3	60
61 Suicides (E950-E959)	2	2	-	2	2	-	61
62 Homicides (E960-E-969)	3	2	1	2	-	2	62
63 Legal intervention (E970-E978)	-	-	-	-	-	-	63
64 All other external injuries (E980-E999)	-	-	-	-	-	-	64

TABLE XIV VITAL STATISTICS, BY CITY, BY RACE, GEORGIA, 1970

130

ITEM	LAWRENCEVILLE						LYONS						
	Number			Rate or Ratio*			Number			Rate or Ratio*			
	Total	White	Non-White	Total	White	Non-White	Total	White	Non-White	Total	White	Non-White	
1 Estimated population as of July 1,													1
LIVE BIRTHS													
2 Total	142	124	18	63	43	20	2
3 Delivered in hospital	142	124	18	100.0%	100.0%	100.0%	60	43	17	95.2%	100.0%	85.0%	3
4 Delivered in home by physician	-	-	-	0%	0%	0%	-	-	-	0%	0%	0%	4
5 Delivered by midwife	-	-	-	0%	0%	0%	3	-	3	4.8%	0%	15.0%	5
6 Other deliveries	-	-	-	0%	0%	0%	-	-	-	0%	0%	0%	6
7 Immature births	12	7	5	84.5	56.5	277.8	5	1	4	79.4	23.3	200.0	7
8 Live births to unwed mothers	9	2	7	63.4	16.1	388.9	7	2	5	111.1	46.5	250.0	8
FETAL DEATHS													
9 Total	2	1	1	14.1	8.1	55.6	3	2	1	47.6	46.5	50.0	9
10 Under 20 weeks gestation	2	1	1	14.1	8.1	55.6	-	-	-	0	0	0	10
11 20-27 weeks gestation	-	-	-	0	0	0	2	2	-	31.7	46.5	0	11
12 28 weeks and more	-	-	-	0	0	0	1	-	1	15.9	0	50.0	12
13 Unknown length of gestation	-	-	-	0	0	0	-	-	-	0	0	0	13
DEATHS													
14 Total, all ages	47	42	5	39	32	7	14
15 Under 1 year	-	-	-	0	0	0	3	3	-	47.6	69.8	0	15
16 Under 28 days	-	-	-	0	0	0	2	2	-	31.7	46.5	0	16
17 Deaths from immaturity	-	-	-	0	0	0	-	-	-	0	0	0	17
18 1-4 years **	-	-	-	0	0	0	1	1	-	0	0	0	18
19 Maternal deaths	-	-	-	0	0	0	-	-	-	0	0	0	19
CAUSE OF DEATH													
20 Dysentery (004,006,007,009)	-	-	-	1	1	-	20
21 Tuberculosis, all forms (010-019)	-	-	-	-	-	-	21
22 Meningococcal Infections (036)	-	-	-	-	-	-	22
23 Acute infectious encephalitis (062-065)	-	-	-	-	-	-	23
24 Infectious Hepatitis (070)	1	-	1	1	1	-	24
25 Typhus and other rickettsioses (080-083)	-	-	-	-	-	-	25
26 Venereal disease (090-099)	-	-	-	-	-	-	26
27 All other diseases classified as infective and parasitic (000-003, 005, 008, 020-035, 037-061, 066-069, 071-079, 084-089, 100-136)	-	-	-	-	-	-	27
28 Malignant neoplasms, including neoplasms of lymphatic and haematopoietic tissues (140-209)	4	4	-	4	4	-	28
29 Benign neoplasms and neoplasms of unspecified nature (210-239)	-	-	-	-	-	-	29
30 Diabetes Mellitus (250)	-	-	-	-	-	-	30
31 Avitaminoses & other nutritional deficiency (260-269)	-	-	-	-	-	-	31
32 Anemias (280-285)	-	-	-	-	-	-	32
33 Nonmeningococcal meningitis (320)	-	-	-	-	-	-	33
34 Active rheumatic fever (390-392)	-	-	-	-	-	-	34
35 Chronic rheumatic heart disease (393-398)	1	1	-	-	-	-	35
36 Hypertensive disease (400-404)	-	-	-	1	1	-	36
37 Ischaemic heart disease (410-414)	22	21	1	13	10	3	37
38 Other forms of heart disease (420-429)	2	2	-	3	2	1	38
39 Cerebrovascular disease (430-438)	3	2	1	3	2	1	39
40 General arteriosclerosis (440)	2	1	1	-	-	-	40
41 Other diseases of arteries, arterioles, & capillaries (441-448)	-	-	-	-	-	-	41
42 Influenza (470-474)	-	-	-	-	-	-	42
43 Pneumonia (480-486)	2	2	-	1	1	-	43
44 Bronchitis, emphysema and asthma (466, 490-493)	-	-	-	-	-	-	44
45 Other diseases of the respiratory system (460-465, 500-519)	1	1	-	-	-	-	45
46 Peptic ulcer (531-533)	-	-	-	1	1	-	46
47 Appendicitis (540-543)	-	-	-	-	-	-	47
48 Intestinal obstruction and hernia (550-553, 560)	1	1	-	-	-	-	48
49 Gastritis, duodenitis, enteritis & colitis (535, 561, 563)	-	-	-	-	-	-	49
50 Cirrhosis of liver (571)	-	-	-	-	-	-	50
51 Nephritis and nephrosis (580-584)	-	-	-	-	-	-	51
52 Hyperplasia of prostate (600)	-	-	-	-	-	-	52
53 Complications of pregnancy, childbirth and the puerperium (630-678)	-	-	-	-	-	-	53
54 Congenital anomalies (740-759)	-	-	-	-	-	-	54
55 Birth injuries, difficult labor and other anoxic and hypoxic conditions (764-768, 772, 776)	-	-	-	1	1	-	55
56 Other causes of neonatal mortality (760-763, 769-771, 773-775, 777-779)	-	-	-	-	-	-	56
57 Symptoms and ill-defined conditions (780-796)	1	1	-	1	1	-	57
58 All other diseases (residual)	5	4	1	2	1	1	58
59 Motor vehicle accidents (E810-E823)	1	1	-	4	4	-	59
60 All other accidents (E800-E807, E825-E949)	1	1	-	2	2	-	60
61 Suicides (E950-E959)	-	-	-	-	-	-	61
62 Homicides (E960-E-969)	-	-	-	1	-	1	62
63 Legal Intervention (E970-E978)	-	-	-	-	-	-	63
64 All other external injuries (E980-E999)	-	-	-	-	-	-	64

TABLE XIV VITAL STATISTICS, BY CITY, BY RACE, GEORGIA, 1970

ITEM	MACON						MADISON						
	Number			Rate or Ratio*			Number			Rate or Ratio*			
	Total	White	Non-White	Total	White	Non-White	Total	White	Non-White	Total	White	Non-White	
1 Estimated population as of July 1,													1
LIVE BIRTHS													
2 Total	2,430	1,341	1,089	49	16	33	2
3 Delivered in hospital	2,420	1,337	1,083	99.6%	99.7%	99.4%	48	16	32	98.0%	100.0%	97.0%	3
4 Delivered in home by physician	8	3	5	0.3%	0.2%	0.5%	-	-	-	0%	0%	0%	4
5 Delivered by midwife	2	1	1	0.1%	0.1%	0.1%	1	-	1	2.0%	0%	3.0%	5
6 Other deliveries	-	-	-	0%	0%	0%	-	-	-	0%	0%	0%	6
7 Immature births	294	118	176	121.0	88.0	161.6	7	2	5	142.9	125.0	151.5	7
8 Live births to unwed mothers	431	51	380	177.4	38.0	348.9	14	2	12	285.7	125.0	363.6	8
FETAL DEATHS													
9 Total	74	35	39	30.5	26.1	35.8	-	-	-	0	0	0	9
10 Under 20 weeks gestation	33	21	12	13.6	15.7	11.0	-	-	-	0	0	0	10
11 20-27 weeks gestation	15	4	11	6.2	3.0	10.1	-	-	-	0	0	0	11
12 28 weeks and more	22	9	13	9.1	6.7	11.9	-	-	-	0	0	0	12
13 Unknown length of gestation	4	1	3	1.6	0.7	2.8	-	-	-	0	0	0	13
DEATHS													
14 Total, all ages	1,478	846	632	36	18	18	14
15 Under 1 year	68	26	42	28.0	19.4	38.6	-	-	-	0	0	0	15
16 Under 28 days	53	22	31	21.8	16.4	28.5	-	-	-	0	0	0	16
17 Deaths from immaturity	5	1	4	2.1	0.7	3.7	-	-	-	0	0	0	17
18 1-4 years **	5	1	4	-	-	-	-	-	-	0	0	0	18
19 Maternal deaths	-	-	-	0	0	0	-	-	-	0	0	0	19
CAUSE OF DEATH													
20 Dysentery (004,006,007,009)	3	1	2	-	-	-	20
21 Tuberculosis, all forms (010-019)	9	2	7	-	-	-	21
22 Meningococcal Infections (036)	4	1	3	-	-	-	22
23 Acute Infectious encephalitis (062-065)	-	-	-	-	-	-	23
24 Infectious Hepatitis (070)	1	1	-	-	-	-	24
25 Typhus and other rickettsioses (080-083)	-	-	-	-	-	-	25
26 Venereal disease (090-099)	-	-	-	-	-	-	26
27 All other diseases classified as infective and parasitic (000-003, 005, 008, 020-035, 037-051, 066-069, 071-079, 084-089, 100-136)	5	2	3	-	-	-	27
28 Malignant neoplasms, including neoplasms of lymphatic and haematopoietic tissues (140-209)	207	135	72	4	1	3	28
29 Benign neoplasms and neoplasms of unspecified nature (210-239)	6	4	2	-	-	-	29
30 Diabetes Mellitus (250)	22	7	15	-	-	-	30
31 Avitaminoses & other nutritional deficiency (260-269)	3	1	2	-	-	-	31
32 Anemias (280-285)	6	4	2	-	-	-	32
33 Nonmeningococcal meningitis (320)	2	-	2	-	-	-	33
34 Active rheumatic fever (390-392)	-	-	-	-	-	-	34
35 Chronic rheumatic heart disease (393-398)	2	2	-	-	-	-	35
36 Hypertensive disease (400-404)	26	13	13	-	-	-	36
37 Ischaemic heart disease (410-414)	380	238	142	21	13	8	37
38 Other forms of heart disease (420-429)	37	15	22	-	-	-	38
39 Cerebrovascular disease (430-438)	276	110	126	5	2	3	39
40 General arteriosclerosis (440)	46	32	14	-	-	-	40
41 Other diseases of arteries, arterioles, & capillaries (441-448)	29	13	16	-	-	-	41
42 Influenza (470-474)	3	3	-	-	-	-	42
43 Pneumonia (480-486)	54	33	21	-	-	-	43
44 Bronchitis, emphysema and asthma (466, 490-493)	30	24	6	-	-	-	44
45 Other diseases of the respiratory system (460-465, 500-519)	13	7	6	-	-	-	45
46 Peptic ulcer (531-533)	9	5	4	1	1	-	46
47 Appendicitis (540-543)	2	2	-	-	-	-	47
48 Intestinal obstruction and hernia (550-553, 560)	8	6	2	-	-	-	48
49 Gastritis, duodenitis, enteritis & colitis (535, 561, 563)	2	2	-	-	-	-	49
50 Cirrhosis of liver (571)	21	15	6	-	-	-	50
51 Nephritis and nephrosis (580-584)	8	3	5	-	-	-	51
52 Hyperplasia of prostate (600)	-	-	-	-	-	-	52
53 Complications of pregnancy, childbirth and the puerperium (630-678)	-	-	-	-	-	-	53
54 Congenital anomalies (740-759)	6	3	3	-	-	-	54
55 Birth injuries, difficult labor and other anoxic and hypoxic conditions (764-768, 772, 776)	30	12	18	-	-	-	55
56 Other causes of neonatal mortality (760-763, 769-771, 773-775, 777-779)	18	8	10	-	-	-	56
57 Symptoms and ill-defined conditions (780-796)	7	3	4	-	-	-	57
58 All other diseases (residual)	96	52	44	3	1	2	58
59 Motor vehicle accidents (E810-E823)	52	33	19	-	-	-	59
60 All other accidents (E800-E807, E825-E949)	46	28	20	2	-	2	60
61 Suicides (E950-E959)	20	19	1	-	-	-	61
62 Homicides (E960-E969)	26	7	19	-	-	-	62
63 Legal intervention (E970-E978)	-	-	-	-	-	-	63
64 All other external Injuries (E980-E999)	1	-	1	-	-	-	64

TABLE XIV VITAL STATISTICS, BY CITY, BY RACE, GEORGIA, 1970

ITEM	MANCHESTER						MARIETTA						
	Number			Rate or Ratio*			Number			Rate or Ratio*			
	Total	White	Non-White	Total	White	Non-White	Total	White	Non-White	Total	White	Non-White	
1 Estimated population as of July 1,													1
LIVE BIRTHS													
2 Total	97	62	35	736	640	96	2
3 Delivered in hospital	94	62	32	96.9%	100.0%	91.4%	735	639	96	99.9%	99.8%	100.0%	3
4 Delivered in home by physician	-	-	-	0%	0%	0%	1	1	-	0.1%	0.2%	0%	4
5 Delivered by midwife	3	-	3	3.1%	0%	8.6%	-	-	-	0%	0%	0%	5
6 Other deliveries	-	-	-	0%	0%	0%	-	-	-	0%	0%	0%	6
7 Immature births	7	3	4	72.2	48.4	114.3	65	50	15	88.3	78.1	156.3	7
8 Live births to unwed mothers	12	5	7	123.7	80.6	200.0	46	27	19	62.5	42.2	197.9	8
FETAL DEATHS													
9 Total	1	1	-	10.3	16.1	0	23	22	1	31.3	34.4	10.4	9
10 Under 20 weeks gestation	-	-	-	0	0	0	9	5	-	12.2	14.1	0	10
11 20-27 weeks gestation	-	-	-	0	0	0	1	1	-	1.4	1.6	0	11
12 28 weeks and more	1	1	-	10.3	16.1	0	1	1	-	1.4	1.6	0	12
13 Unknown length of gestation	-	-	-	0	0	0	12	11	1	16.3	17.2	10.4	13
DEATHS													
14 Total, all ages	53	37	26	249	206	43	14
15 Under 1 year	-	-	-	0	0	0	18	17	1	24.5	26.6	10.4	15
16 Under 28 days	0	-	-	0	0	0	15	14	1	20.4	21.9	10.4	16
17 Deaths from immaturity	-	-	-	0	0	0	-	-	-	0	0	0	17
18 1-4 years **	-	-	-	-	-	-	-	-	-	-	-	-	18
19 Maternal deaths	-	-	-	0	0	0	-	-	-	0	0	0	19
CAUSE OF DEATH													
20 Dysentery (004,006,007,009)	-	-	-	-	-	-	20
21 Tuberculosis, all forms (010-019)	-	-	-	1	1	-	21
22 Meningococcal infections (036)	-	-	-	-	-	-	22
23 Acute infectious encephalitis (062-065)	-	-	-	-	-	-	23
24 Infectious Hepatitis (070)	-	-	-	1	1	-	24
25 Typhus and other rickettsioses (080-083)	-	-	-	-	-	-	25
26 Venereal disease (090-099)	-	-	-	-	-	-	26
27 All other diseases classified as infective and parasitic (000-003, 005, 008, 020-035, 037-061, 066-069, 071-079, 084-089, 100-136)	-	-	-	-	-	-	27
28 Malignant neoplasms, including neoplasms of lymphatic and haematopoietic tissues (140-209)	10	7	3	41	36	5	28
29 Benign neoplasms and neoplasms of unspecified nature (210-239)	1	-	1	-	-	-	29
30 Diabetes Mellitus (250)	1	-	1	2	2	-	30
31 Avitaminoses & other nutritional deficiency (260-269)	-	-	-	-	-	-	31
32 Anemias (280-285)	-	-	-	-	-	-	32
33 Nonmeningococcal meningitis (320)	-	-	-	-	-	-	33
34 Active rheumatic fever (390-392)	-	-	-	-	-	-	34
35 Chronic rheumatic heart disease (393-398)	-	-	-	3	3	-	35
36 Hypertensive disease (400-404)	1	1	-	5	5	-	36
37 Ischaemic heart disease (410-414)	19	12	7	64	57	7	37
38 Other forms of heart disease (420-429)	-	-	-	5	2	3	38
39 Cerebrovascular disease (430-438)	16	9	7	34	26	8	39
40 General arteriosclerosis (440)	1	1	-	3	2	1	40
41 Other diseases of arteries, arterioles, & capillaries (441-448)	-	-	-	3	3	-	41
42 Influenza (470-474)	-	-	-	-	-	-	42
43 Pneumonia (480-486)	3	2	1	6	5	1	43
44 Bronchitis, emphysema and asthma (466, 490-493)	-	-	-	2	2	-	44
45 Other diseases of the respiratory system (460-465, 500-519)	-	-	-	2	1	1	45
46 Peptic ulcer (531-533)	-	-	-	2	2	-	46
47 Appendicitis (540-543)	-	-	-	-	-	-	47
48 Intestinal obstruction and hernia (550-553, 560)	-	-	-	2	-	2	48
49 Gastritis, duodenitis, enteritis & colitis (535, 561, 563)	-	-	-	-	-	-	49
50 Cirrhosis of liver (571)	2	-	2	5	2	3	50
51 Nephritis and nephrosis (580-584)	-	-	-	1	1	-	51
52 Hyperplasia of prostate (600)	-	-	-	-	-	-	52
53 Complications of pregnancy, childbirth and the puerperium (630-678)	-	-	-	-	-	-	53
54 Congenital anomalies (740-759)	-	-	-	5	5	-	54
55 Birth injuries, difficult labor and other anoxic and hypoxic conditions (764-768, 772, 776)	-	-	-	10	9	1	55
56 Other causes of neonatal mortality (760-763, 769-771, 773-775, 777-779)	-	-	-	2	2	-	56
57 Symptoms and ill-defined conditions (780-796)	-	-	-	2	1	1	57
58 All other diseases (residual)	3	1	2	17	12	5	58
59 Motor vehicle accidents (E810-E823)	1	-	1	10	9	1	59
60 All other accidents (E800-E907, E825-E949)	2	2	-	7	5	2	60
61 Suicides (E950-E959)	2	2	-	6	6	-	61
62 Homicides (E960-E969)	1	-	1	8	6	2	62
63 Legal Intervention (E970-E978)	-	-	-	-	-	-	63
64 All other external injuries (E980-E999)	-	-	-	-	-	-	64

TABLE XIV VITAL STATISTICS, BY CITY, BY RACE, GEORGIA, 1970

ITEM	MCRAE						MILLEDGEVILLE					
	Number			Rate or Ratio*			Number			Rate or Ratio*		
	Total	White	Non-White	Total	White	Non-White	Total	White	Non-White	Total	White	Non-White
1 Estimated population as of July 1,												
LIVE BIRTHS												
2 Total	65	30	35	322	162	160
3 Delivered in hospital	55	30	25	84.6%	100.0%	71.4%	321	162	159	99.7%	100.0%	99.4%
4 Delivered in home by physician	2	-	2	3.1%	0%	5.7%	-	-	-	0%	0%	0%
5 Delivered by midwife	8	-	8	12.3%	0%	22.9%	1	-	1	0.3%	0%	0.6%
6 Other deliveries	-	-	-	0%	0%	0%	-	-	-	0%	0%	0%
7 Immature births	8	-	8	123.1	0	228.6	46	14	32	142.9	86.4	200.0
8 Live births to unwed mothers	10	-	10	153.8	0	285.7	32	2	30	99.4	12.3	187.5
FETAL DEATHS												
9 Total	-	-	-	0	0	0	11	1	19	34.2	6.2	62.5
10 Under 20 weeks gestation	-	-	-	0	0	0	2	-	2	6.2	0	12.5
11 20-27 weeks gestation	-	-	-	0	0	0	-	-	-	0	0	0
12 28 weeks and more	-	-	-	0	0	0	2	-	2	6.2	0	12.5
13 Unknown length of gestation	-	-	-	0	0	0	7	1	6	21.7	6.2	37.5
DEATHS												
14 Total, all ages	34	22	12	162	91	71
15 Under 1 year	3	-	3	46.2	0	85.7	11	3	8	34.2	18.5	50.0
16 Under 25 days	1	-	1	15.4	0	28.6	4	2	2	12.4	12.3	12.5
17 Deaths from immaturity	-	-	-	0	0	0	-	-	-	0	0	0
18 1-4 years **	1	-	1	-	-	-	2	-	2	-	-	-
19 Maternal deaths	-	-	-	0	0	0	-	-	-	0	0	0
CAUSE OF DEATH												
20 Dysentery (004,006,007,009)	1	-	1	-	-	-
21 Tuberculosis, all forms (010-019)	-	-	-	-	-	-
22 Meningococcal infections (036)	-	-	-	-	-	-
23 Acute infectious encephalitis (062-065)	-	-	-	-	-	-
24 Infectious Hepatitis (070)	-	-	-	-	-	-
25 Typhus and other rickettsioses (080-083)	-	-	-	-	-	-
26 Venereal disease (090-099)	-	-	-	-	-	-
27 All other diseases classified as infective and parasitic (000-003, 005, 008, 020-035, 037-061, 066-069, 071-079, 084-089, 100-136)	1	-	1	-	-	-
28 Malignant neoplasms, including neoplasms of lymphatic and haematopoietic tissues (140-209)	4	3	1	22	12	10
29 Benign neoplasms and neoplasms of unspecified nature (210-239)	-	-	-	1	1	-
30 Diabetes Mellitus (250)	2	-	2	3	-	3
31 Avitaminoses & other nutritional deficiency (260-269)	1	-	1	-	-	-
32 Anemias (280-285)	-	-	-	-	-	-
33 Nonmeningococcal meningitis (320)	-	-	-	-	-	-
34 Active rheumatic fever (390-392)	-	-	-	-	-	-
35 Chronic rheumatic heart disease (393-398)	-	-	-	1	-	1
36 Hypertensive disease (400-404)	1	1	-	1	-	1
37 Ischaemic heart disease (410-414)	12	9	3	53	36	17
38 Other forms of heart disease (420-429)	2	2	-	3	2	1
39 Cerebrovascular disease (430-438)	5	4	1	15	9	6
40 General arteriosclerosis (440)	-	-	-	1	1	-
41 Other diseases of arteries, arterioles, & capillaries (441-448)	-	-	-	3	2	1
42 Influenza (470-474)	1	1	-	-	-	-
43 Pneumonia (480-486)	1	-	1	15	5	9
44 Bronchitis, emphysema and asthma (465, 490-493)	1	1	-	1	1	-
45 Other diseases of the respiratory system (460-465, 500-519)	-	-	-	1	-	1
46 Peptic ulcer (531-533)	-	-	-	-	-	-
47 Appendicitis (540-543)	-	-	-	1	1	-
48 Intestinal obstruction and hernia (550-553, 560)	-	-	-	-	-	-
49 Gastritis, duodenitis, enteritis & colitis (535, 561, 563)	-	-	-	-	-	-
50 Cirrhosis of liver (571)	-	-	-	1	-	1
51 Nephritis and nephrosis (580-584)	-	-	-	4	1	3
52 Hyperplasia of prostate (600)	1	-	1	-	-	-
53 Complications of pregnancy, childbirth and the puerperium (630-678)	-	-	-	-	-	-
54 Congenital anomalies (740-759)	-	-	-	1	1	-
55 Birth injuries, difficult labor and other anoxic and hypoxic conditions (764-768, 772, 776)	-	-	-	3	2	1
56 Other causes of neonatal mortality (760-763, 769-771, 773-775, 777-779)	-	-	-	1	-	1
57 Symptoms and ill-defined conditions (780-796)	-	-	-	-	-	-
58 All other diseases (residual)	-	-	-	12	7	5
59 Motor vehicle accidents (E810-E823)	-	-	-	6	4	2
60 All other accidents (E800-E807, E825-E849)	1	1	-	2	2	-
61 Suicides (E950-E959)	-	-	-	5	3	2
62 Homicides (E960-E-969)	-	-	-	5	-	5
63 Legal Intervention (E970-E978)	-	-	-	-	-	-
64 All other external injuries (E980-E999)	-	-	-	-	-	-

TABLE XIV VITAL STATISTICS, BY CITY, BY RACE, GEORGIA, 1970

ITEM	MILLEN						MONROE						
	Number			Rate or Ratio*			Number			Rate or Ratio*			
	Total	White	Non-White	Total	White	Non-White	Total	White	Non-White	Total	White	Non-White	
1 Estimated population as of July 1,													1
LIVE BIRTHS													
2 Total	61	32	29	165	93	72	2
3 Delivered in hospital	60	32	28	98.4%	100.0%	96.6%	163	93	70	98.8%	100.0%	97.2%	3
4 Delivered in home by physician	-	-	-	0%	0%	0%	-	-	-	0%	0%	0%	4
5 Delivered by midwife	1	-	1	1.6%	0%	3.4%	2	-	2	1.2%	0%	2.8%	5
6 Other deliveries	-	-	-	0%	0%	0%	-	-	-	0%	0%	0%	6
7 Immature births	12	4	8	196.7	125.0	275.9	19	6	13	115.2	64.5	180.6	7
8 Live births to unwed mothers	13	2	11	213.1	62.5	379.3	25	-	25	151.5	0	347.2	8
FETAL DEATHS													
9 Total	2	1	1	32.8	31.3	34.5	6	4	2	36.4	43.0	27.8	9
10 Under 20 weeks gestation	1	1	-	16.4	31.3	0	2	2	-	12.1	21.5	0	10
11 20-27 weeks gestation	-	-	-	0	0	0	-	-	-	0	0	0	11
12 28 weeks and more	1	-	1	16.4	0	34.5	4	2	2	24.2	21.5	27.8	12
13 Unknown length of gestation	-	-	-	0	0	0	-	-	-	0	0	0	13
DEATHS													
14 Total, all ages	44	26	18	77	57	20	14
15 Under 1 year	2	-	2	32.8	0	69.0	4	2	2	24.2	21.5	27.8	15
16 Under 28 days	1	-	1	16.4	0	34.5	1	1	-	6.1	10.8	0	16
17 Deaths from immaturity	-	-	-	0	0	0	-	-	-	0	0	0	17
18 1-4 years **	-	-	-	-	-	-	-	-	-	-	-	-	18
19 Maternal deaths	-	-	-	0	0	0	-	-	-	0	0	0	19
CAUSE OF DEATH													
20 Dysentery (004,006,007,009)	-	-	-	-	-	-	20
21 Tuberculosis, all forms (010-019)	-	-	-	2	1	1	21
22 Meningococcal Infections (036)	-	-	-	-	-	-	22
23 Acute infectious encephalitis (062-065)	-	-	-	-	-	-	23
24 Infectious Hepatitis (070)	-	-	-	-	-	-	24
25 Typhus and other rickettsioses (080-083)	-	-	-	-	-	-	25
26 Venereal disease (090-099)	-	-	-	-	-	-	26
27 All other diseases classified as infective and parasitic (000-003, 005, 008, 020-035, 037-061, 066-069, 071-079, 084-089, 100-136)	-	-	-	-	-	-	27
28 Malignant neoplasms, including neoplasms of lymphatic and hematopoietic tissues (140-209)	7	5	2	12	6	6	28
29 Benign neoplasms and neoplasms of unspecified nature (210-239)	-	-	-	-	-	-	29
30 Diabetes Mellitus (250)	-	-	-	1	1	-	30
31 Avitaminoses & other nutritional deficiency (260-269)	-	-	-	-	-	-	31
32 Anemias (280-285)	-	-	-	-	-	-	32
33 Nonmeningococcal meningitis (320)	-	-	-	-	-	-	33
34 Active rheumatic fever (390-392)	-	-	-	-	-	-	34
35 Chronic rheumatic heart disease (393-398)	-	-	-	-	-	-	35
36 Hypertensive disease (400-404)	1	1	-	2	2	-	36
37 Ischaemic heart disease (410-414)	11	7	4	28	25	3	37
38 Other forms of heart disease (420-429)	1	1	-	1	1	-	38
39 Cerebrovascular disease (430-438)	12	7	5	12	9	3	39
40 General arteriosclerosis (440)	-	-	-	-	-	-	40
41 Other diseases of arteries, arterioles, & capillaries (441-448)	-	-	-	-	-	-	41
42 Influenza (470-474)	-	-	-	1	1	-	42
43 Pneumonia (480-486)	2	1	1	4	1	3	43
44 Bronchitis, emphysema and asthma (466, 490-493)	1	1	-	-	-	-	44
45 Other diseases of the respiratory system (460-465, 500-519)	-	-	-	-	-	-	45
46 Peptic ulcer (531-533)	-	-	-	-	-	-	46
47 Appendicitis (540-543)	-	-	-	-	-	-	47
48 Intestinal obstruction and hernia (550-553, 560)	-	-	-	-	-	-	48
49 Gastritis, duodenitis, enteritis & colitis (535, 561, 563)	-	-	-	-	-	-	49
50 Cirrhosis of liver (571)	-	-	-	-	-	-	50
51 Nephritis and nephrosis (580-584)	-	-	-	-	-	-	51
52 Hyperplasia of prostate (600)	-	-	-	-	-	-	52
53 Complications of pregnancy, childbirth and the puerperium (630-678)	-	-	-	-	-	-	53
54 Congenital anomalies (740-759)	-	-	-	-	-	-	54
55 Birth injuries, difficult labor and other anoxic and hypoxic conditions (764-768, 772, 776)	1	-	1	1	1	-	55
56 Other causes of neonatal mortality (760-763, 769-771, 773-775, 777-779)	-	-	-	-	-	-	56
57 Symptoms and ill-defined conditions (780-796)	1	-	1	1	-	1	57
58 All other diseases (residual)	2	1	1	5	4	1	58
59 Motor vehicle accidents (E810-E823)	1	1	-	1	1	-	59
60 All other accidents (E800-E807, E825-E949)	2	1	1	2	2	-	60
61 Suicides (E950-E959)	-	-	-	2	2	-	61
62 Homicides (E960-E969)	2	-	2	2	-	2	62
63 Legal intervention (E970-E978)	-	-	-	-	-	-	63
64 All other external injuries (E980-E999)	-	-	-	-	-	-	64

TABLE XIV VITAL STATISTICS, BY CITY, BY RACE, GEORGIA, 1970

ITEM	MONTEZUMA						MOULTRIE						
	Number			Rate or Ratio*			Number			Rate or Ratio*			
	Total	White	Non-White	Total	White	Non-White	Total	White	Non-White	Total	White	Non-White	
1 Estimated population as of July 1,													1
LIVE BIRTHS													
2 Total	71	19	52	309	149	160	2
3 Delivered in hospital	59	19	40	83.1%	100.0%	76.9%	204	143	61	66.0%	96.0%	38.1%	3
4 Delivered in home by physician	-	-	-	0%	0%	0%	-	-	-	0%	0%	0%	4
5 Delivered by midwife	11	-	11	15.5%	0%	21.2%	105	6	99	34.0%	4.0%	61.9%	5
6 Other deliveries	1	-	1	1.4%	0%	1.9%	-	-	-	0%	0%	0%	6
7 Immature births	6	1	5	84.5	52.6	96.2	24	7	17	77.7	47.0	106.3	7
8 Live births to unwed mothers	23	1	27	394.4	52.6	519.2	53	1	52	171.5	6.7	325.0	8
FETAL DEATHS													
9 Total	3	-	3	42.3	0	57.7	14	4	10	45.3	26.8	62.5	9
10 Under 20 weeks gestation	2	-	2	28.2	0	38.5	5	1	4	16.2	6.7	25.0	10
11 20-27 weeks gestation	-	-	-	0	0	0	1	-	1	3.2	0	6.3	11
12 28 weeks and more	1	-	1	14.1	0	19.2	6	2	4	19.4	13.4	25.0	12
13 Unknown length of gestation	-	-	-	0	0	0	2	1	1	6.5	5.7	6.3	13
DEATHS													
14 Total, all ages	50	24	26	169	102	67	14
15 Under 1 year	5	3	2	70.4	157.9	38.5	11	1	10	35.6	6.7	62.5	15
16 Under 28 days	4	3	1	56.3	157.9	19.2	10	1	9	32.4	6.7	56.3	16
17 Deaths from immaturity	1	-	1	14.1	0	19.2	-	-	-	0	0	0	17
18 1-4 years **	-	-	-	-	-	-	3	1	2	-	-	-	18
19 Maternal deaths	-	-	-	0	0	0	-	-	-	0	0	0	19
CAUSE OF DEATH													
20 Dysentery (004,006,007,009)	1	-	1	-	-	-	20
21 Tuberculosis, all forms (010-019)	-	-	-	-	-	-	21
22 Meningococcal infections (036)	-	-	-	-	-	-	22
23 Acute infectious encephalitis (052-065)	-	-	-	-	-	-	23
24 Infectious Hepatitis (070)	-	-	-	-	-	-	24
25 Typhus and other rickettsioses (080-083)	-	-	-	-	-	-	25
26 Venereal disease (090-099)	-	-	-	-	-	-	26
27 All other diseases classified as infective and parasitic (000-003, 005, 008, 020-035, 037-061, 066-069, 071-079, 084-089, 100-136)	-	-	-	1	-	1	27
28 Malignant neoplasms, including neoplasms of lymphatic and haematopoietic tissues (140-209)	6	-	6	25	16	9	28
29 Benign neoplasms and neoplasms of unspecified nature (210-239)	-	-	-	-	-	-	29
30 Diabetes Mellitus (250)	1	1	-	3	1	2	30
31 Avitaminoses & other nutritional deficiency (260-269)	-	-	-	1	-	1	31
32 Anemias (280-285)	-	-	-	1	-	1	32
33 Nonmeningococcal meningitis (320)	1	1	-	-	-	-	33
34 Active rheumatic fever (390-392)	-	-	-	-	-	-	34
35 Chronic rheumatic heart disease (393-398)	-	-	-	1	-	1	35
36 Hypertensive disease (400-404)	1	1	-	9	4	5	36
37 Ischaemic heart disease (410-414)	21	9	12	38	31	7	37
38 Other forms of heart disease (420-429)	2	2	-	6	4	2	38
39 Cerebrovascular disease (430-438)	4	1	3	26	12	14	39
40 General arteriosclerosis (440)	1	-	1	5	5	-	40
41 Other diseases of arteries, arterioles, & capillaries (441-448)	-	-	-	-	-	-	41
42 Influenza (470-474)	1	-	1	1	1	-	42
43 Pneumonia (480-486)	2	1	1	6	2	4	43
44 Bronchitis, emphysema and asthma (466, 490-493)	1	1	-	3	2	1	44
45 Other diseases of the respiratory system (460-465, 500-519)	-	-	-	5	3	2	45
46 Peptic ulcer (531-533)	-	-	-	2	2	-	46
47 Appendicitis (540-543)	-	-	-	-	-	-	47
48 Intestinal obstruction and hernia (550-553, 560)	-	-	-	1	1	-	48
49 Gastritis, duodenitis, enteritis & colitis (535, 561, 563)	-	-	-	-	-	-	49
50 Cirrhosis of liver (571)	-	-	-	1	1	-	50
51 Nephritis and nephrosis (580-584)	-	-	-	-	-	-	51
52 Hyperplasia of prostate (600)	-	-	-	1	1	-	52
53 Complications of pregnancy, childbirth and the puerperium (630-678)	-	-	-	-	-	-	53
54 Congenital anomalies (740-759)	-	-	-	1	-	1	54
55 Birth injuries, difficult labor and other anoxic and hypoxic conditions (764-768, 772, 776)	3	3	-	4	1	3	55
56 Other causes of neonatal mortality (760-763, 769-771, 773-775, 777-779)	1	-	1	-	-	-	56
57 Symptoms and ill-defined conditions (780-796)	-	-	-	1	-	1	57
58 All other diseases (residual)	3	3	-	4	3	1	58
59 Motor vehicle accidents (E810-E823)	1	1	-	7	5	2	59
60 All other accidents (E800-E807, E825-E949)	-	-	-	10	6	4	60
61 Suicides (E950-E959)	-	-	-	-	-	-	61
62 Homicides (E960-E969)	-	-	-	3	-	3	62
63 Legal intervention (E970-E978)	-	-	-	-	-	-	63
64 All other external injuries (E980-E999)	-	-	-	-	-	-	64

TABLE XIV VITAL STATISTICS, BY CITY, BY RACE, GEORGIA, 1970

136

ITEM	NASHVILLE						NEWNAN						
	Number			Rate or Ratio*			Number			Rate or Ratio*			
	Total	White	Non-White	Total	White	Non-White	Total	White	Non-White	Total	White	Non-White	
1 Estimated population as of July 1,													1
LIVE BIRTHS													
2 Total	64	72	12	201	118	83	2
3 Delivered in hospital	84	72	12	100.0%	100.0%	100.0%	197	118	79	98.0%	100.0%	95.2%	3
4 Delivered in home by physician	-	-	-	0%	0%	0%	1	-	1	0.5%	0%	1.2%	4
5 Delivered by midwife	-	-	-	0%	0%	0%	3	-	3	1.5%	0%	3.6%	5
6 Other deliveries	-	-	-	0%	0%	0%	-	-	-	0%	0%	0%	6
7 Immature births	5	5	-	59.5	69.4	0	12	5	7	59.7	42.4	84.3	7
8 Live births to unwed mothers	6	1	5	71.4	15.9	416.7	23	6	17	114.4	50.8	204.8	8
FETAL DEATHS													
9 Total	2	1	1	23.8	13.9	83.3	10	3	7	49.8	25.4	84.3	9
10 Under 20 weeks gestation	-	-	-	0	0	0	3	1	2	14.9	8.5	24.1	10
11 20-27 weeks gestation	1	1	-	11.9	13.9	0	3	1	2	14.9	8.5	24.1	11
12 28 weeks and more	1	-	1	11.9	0	83.3	4	1	3	19.9	8.5	36.1	12
13 Unknown length of gestation	-	-	-	0	0	0	-	-	-	0	0	0	13
DEATHS													
14 Total, all ages	45	34	11	139	82	57	14
15 Under 1 year	1	1	-	11.9	13.9	0	5	5	-	24.9	42.4	0	15
16 Under 28 days	1	1	-	11.9	13.9	0	4	4	-	19.9	33.9	0	16
17 Deaths from immaturity	-	-	-	0	0	0	-	-	-	0	0	0	17
18 1-4 years **	-	-	-	-	-	-	-	-	-	-	-	-	18
19 Maternal deaths	-	-	-	0	0	0	-	-	-	0	0	0	19
CAUSE OF DEATH													
20 Dysentery (004,006,007,009)	-	-	-	-	-	-	20
21 Tuberculosis, all forms (010-019)	-	-	-	-	-	-	21
22 Microbial infections (036)	-	-	-	-	-	-	22
23 Acute infectious encephalitis (062-065)	-	-	-	-	-	-	23
24 Infectious Hepatitis (070)	-	-	-	-	-	-	24
25 Typhus and other rickettsioses (080-083)	-	-	-	-	-	-	25
26 Venereal disease (090-099)	-	-	-	-	-	-	26
27 All other diseases classified as Infective and parasitic (000-003, 005, 008, 020-035, 037-061, 066-069, 071-079, 084-089, 100-136)	-	-	-	-	-	-	27
28 Malignant neoplasms, including neoplasms of lymphatic and haematopoietic tissues (140-209)	6	4	2	16	10	6	28
29 Benign neoplasms and neoplasms of unspecified nature (210-239)	-	-	-	-	-	-	29
30 Diabetes Mellitus (250)	1	1	-	1	1	-	30
31 Avitaminoses & other nutritional deficiency (260-269)	-	-	-	1	1	-	31
32 Anemias (280-289)	-	-	-	-	-	-	32
33 Nonmeningococcal meningitis (320)	1	1	-	1	1	-	33
34 Active rheumatic fever (390-392)	-	-	-	-	-	-	34
35 Chronic rheumatic heart disease (393-398)	-	-	-	-	-	-	35
36 Hypertensive disease (400-404)	2	2	-	2	-	2	36
37 Ischaemic heart disease (410-414)	17	13	4	38	26	12	37
38 Other forms of heart disease (420-429)	2	2	-	5	3	2	38
39 Cerebrovascular disease (430-438)	2	1	1	15	7	8	39
40 General arteriosclerosis (440)	-	-	-	3	1	2	40
41 Other diseases of arteries, arterioles, & capillaries (441-448)	1	1	-	4	2	2	41
42 Influenza (470-474)	1	1	-	-	-	-	42
43 Pneumonia (480-486)	-	-	-	4	1	3	43
44 Bronchitis, emphysema and asthma (466, 490-493)	2	2	-	1	1	-	44
45 Other diseases of the respiratory system (460-465, 500-519)	-	-	-	1	1	-	45
46 Peptic ulcer (531-533)	-	-	-	-	-	-	46
47 Appendicitis (540-543)	-	-	-	-	-	-	47
48 Intestinal obstruction and hernia (550-553, 560)	-	-	-	1	-	1	48
49 Gastritis, duodenitis, enteritis & colitis (535, 561, 563)	-	-	-	-	-	-	49
50 Cirrhosis of liver (571)	3	3	-	2	1	1	50
51 Nephritis and nephrosis (580-584)	-	-	-	1	1	-	51
52 Hyperplasia of prostate (600)	-	-	-	-	-	-	52
53 Complications of pregnancy, childbirth and the puerperium (630-678)	-	-	-	-	-	-	53
54 Congenital anomalies (740-759)	-	-	-	1	1	-	54
55 Birth injuries, difficult labor and other anoxic and hypoxic conditions (764-768, 772, 776)	-	-	-	1	1	-	55
56 Other causes of neonatal mortality (760-763, 769-771, 773-775, 777-779)	-	-	-	1	1	-	56
57 Symptoms and ill-defined conditions (780-796)	-	-	-	12	4	8	57
58 All other diseases (residual)	2	1	1	15	9	6	58
59 Motor vehicle accidents (E810-E823)	1	1	-	2	2	-	59
60 All other accidents (E800-E807, E825-E949)	3	1	2	1	-	1	60
61 Suicides (E950-E959)	-	-	-	6	5	-	61
62 Homicides (E960-E969)	1	-	1	4	1	3	62
63 Legal intervention (E970-E978)	-	-	-	-	-	-	63
64 All other external injuries (E980-E999)	-	-	-	-	-	-	64

TABLE XIV VITAL STATISTICS, BY CITY, BY RACE, GEORGIA, 1970

ITEM	OCILLA						PELHAM						
	Number			Rate or Ratio*			Number			Rate or Ratio*			
	Total	White	Non-White	Total	White	Non-White	Total	White	Non-White	Total	White	Non-White	
1 Estimated population as of July 1,													1
LIVE BIRTHS													
2 Total	67	25	42	96	41	55	2
3 Delivered in hospital	59	25	34	88.1%	100.0%	81.0%	68	40	28	70.8%	97.6%	50.9%	3
4 Delivered in home by physician	2	-	2	3.0%	0%	4.8%	1	1	-	1.0%	2.4%	0%	4
5 Delivered by midwife	6	-	6	9.0%	0%	14.3%	27	-	27	28.1%	0%	49.1%	5
6 Other deliveries	-	-	-	0%	0%	0%	-	-	-	0%	0%	0%	6
7 Immature births	4	1	3	59.7	40.0	71.4	5	1	4	52.1	24.4	72.7	7
8 Live births to unwed mothers	18	-	18	268.7	0	428.6	17	-	17	177.1	0	309.1	8
FETAL DEATHS													
9 Total	1	-	1	14.9	0	23.8	2	1	1	20.8	24.4	18.2	9
10 Under 20 weeks gestation	-	-	-	0	0	0	-	-	-	0	0	0	10
11 20-27 weeks gestation	-	-	-	0	0	0	-	-	-	0	0	0	11
12 28 weeks and more	-	-	-	0	0	0	2	1	1	20.8	24.4	18.2	12
13 Unknown length of gestation	1	-	1	14.9	0	23.8	-	-	-	0	0	0	13
DEATHS													
14 Total, all ages	44	17	27	67	46	21	14
15 Under 1 year	2	1	1	29.9	40.0	23.8	3	2	1	31.3	48.8	18.2	15
16 Under 28 days	-	-	-	0	0	0	1	1	-	10.4	24.4	0	16
17 Deaths from immaturity	-	-	-	0	0	0	1	1	-	10.4	24.4	0	17
18 1-4 years **	1	-	1	-	-	-	-	-	-	-	-	-	18
19 Maternal deaths	-	-	-	0	0	0	-	-	-	0	0	0	19
CAUSE OF DEATH													
20 Dysentery (004,006,007,009)	1	-	1	-	-	-	20
21 Tuberculosis, all forms (010-019)	-	-	-	1	1	-	21
22 Meningococcal Infections (036)	-	-	-	-	-	-	22
23 Acute Infectious encephalitis (062-065)	-	-	-	-	-	-	23
24 Infectious Hepatitis (070)	-	-	-	-	-	-	24
25 Typhus and other rickettsioses (080-083)	-	-	-	-	-	-	25
26 Venereal disease (090-099)	-	-	-	-	-	-	26
27 All other diseases classified as Infective and parasitic (000-003, 005, 008, 020-035, 037-061, 066-069, 071-079, 084-089, 100-136)	-	-	-	-	-	-	27
28 Malignant neoplasms, including neoplasms of lymphatic and haematopoietic tissues (140-209)	6	5	1	13	7	6	28
29 Benign neoplasms and neoplasms of unspecified nature (210-239)	-	-	-	-	-	-	29
30 Diabetes Mellitus (250)	-	-	-	-	-	-	30
31 Avitaminoses & other nutritional deficiency (260-269)	-	-	-	-	-	-	31
32 Anemias (280-285)	-	-	-	-	-	-	32
33 Nonmeningococcal meningitis (320)	-	-	-	-	-	-	33
34 Active rheumatic fever (390-392)	-	-	-	-	-	-	34
35 Chronic rheumatic heart disease (393-398)	1	1	-	-	-	-	35
36 Hypertensive disease (400-404)	-	-	-	1	-	1	36
37 Ischaemic heart disease (410-414)	14	6	8	23	15	8	37
38 Other forms of heart disease (420-429)	1	1	-	-	-	-	38
39 Cardiovascular disease (430-438)	7	-	7	10	7	3	39
40 General arteriosclerosis (440)	-	-	-	2	2	-	40
41 Other diseases of arteries, arterioles, & capillaries (441-448)	1	-	1	-	-	-	41
42 Influenza (470-474)	1	-	1	-	-	-	42
43 Pneumonia (480-486)	4	1	3	5	4	1	43
44 Bronchitis, emphysema and asthma (466, 490-493)	1	1	-	-	-	-	44
45 Other diseases of the respiratory system (460-465, 500-519)	-	-	-	-	-	-	45
46 Peptic ulcer (531-532)	1	1	-	-	-	-	46
47 Appendicitis (540-543)	-	-	-	-	-	-	47
48 Intestinal obstruction and hernia (550-553, 560)	-	-	-	-	-	-	48
49 Gastritis, duodenitis, enteritis & colitis (535, 561, 563)	-	-	-	-	-	-	49
50 Cirrhosis of liver (571)	-	-	-	1	1	-	50
51 Nephritis and nephrosis (580-584)	1	-	1	-	-	-	51
52 Hypertrophia of prostate (600)	-	-	-	-	-	-	52
53 Complications of pregnancy, childbirth and the puerperium (630-678)	-	-	-	-	-	-	53
54 Congenital anomalies (740-759)	1	1	-	-	-	-	54
55 Birth injuries, difficult labor and other anoxic and hypoxic conditions (764-768, 772, 776)	-	-	-	-	-	-	55
56 Other causes of neonatal mortality (760-763, 769-771, 773-775, 777-779)	-	-	-	1	1	-	56
57 Symptoms and ill-defined conditions (780-796)	-	-	-	-	-	-	57
58 All other diseases (residual)	-	-	-	5	4	1	58
59 Motor vehicle accidents (E810-E823)	-	-	-	1	-	1	59
60 All other accidents (E800-E807, E825-E949)	1	-	1	2	2	-	60
61 Suicides (E950-E959)	-	-	-	2	2	-	61
62 Homicides (E960-E969)	3	-	3	-	-	-	62
63 Legal intervention (E970-E979)	-	-	-	-	-	-	63
64 All other external injuries (E980-E999)	-	-	-	-	-	-	64

TABLE XIV VITAL STATISTICS, BY CITY, BY RACE, GEORGIA, 1970

ITEM	PERRY						PORT WENTWORTH						
	Number			Rate or Ratio*			Number			Rate or Ratio*			
	Total	White	Non-White	Total	White	Non-White	Total	White	Non-White	Total	White	Non-White	
1 Estimated population as of July 1,													1
LIVE BIRTHS													
2 Total	152	69	83	51	49	2	2
3 Delivered in hospital	152	69	83	100.0%	100.0%	100.0%	51	49	2	100.0%	100.0%	100.0%	3
4 Delivered in home by physician	-	-	-	0%	0%	0%	-	-	-	0%	0%	0%	4
5 Delivered by midwife	-	-	-	0%	0%	0%	-	-	-	0%	0%	0%	5
6 Other deliveries	-	-	-	0%	0%	0%	-	-	-	0%	0%	0%	6
7 Immature births	14	1	13	92.1	14.5	156.6	4	4	-	78.4	81.6	0	7
8 Live births to unwed mothers	17	-	17	111.8	0	204.8	3	2	1	58.8	40.8	500.0	8
FETAL DEATHS													
9 Total	3	-	3	19.7	0	36.1	3	3	-	58.8	61.2	0	9
10 Under 20 weeks gestation	-	-	-	0	0	0	3	3	-	58.8	61.2	0	10
11 20-27 weeks gestation	-	-	-	0	0	0	-	-	-	0	0	0	11
12 28 weeks and more	2	-	2	13.2	0	24.1	-	-	-	0	0	0	12
13 Unknown length of gestation	1	-	1	6.6	0	12.0	-	-	-	0	0	0	13
DEATHS													
14 Total, all ages	64	38	26	30	26	4	14
15 Under 1 year	5	2	3	32.9	29.0	36.1	1	1	-	19.6	20.4	0	15
16 Under 28 days	2	1	1	13.2	14.5	12.0	1	1	-	19.6	20.4	0	16
17 Deaths from immaturity	1	-	1	6.6	0	12.0	-	-	-	0	0	0	17
18 1-4 years **	1	1	-	-	-	-	1	1	-	-	-	-	18
19 Maternal deaths	-	-	-	0	0	0	-	-	-	0	0	0	19
CAUSE OF DEATH													
20 Dysentery (004,006,007,009)	-	-	-	-	-	-	20
21 Tuberculosis, all forms (010-019)	-	-	-	1	1	-	21
22 Meningococcal infections (036)	-	-	-	-	-	-	22
23 Acute infectious encephalitis (062-065)	-	-	-	-	-	-	23
24 Infectious Hepatitis (070)	1	-	1	1	1	-	24
25 Typhus and other rickettsioses (080-083)	-	-	-	-	-	-	25
26 Venereal disease (090-099)	-	-	-	-	-	-	26
27 All other diseases classified as Infective and parasitic (000-003, 005, 008, 020-035, 037-061, 066-069, 071-079, 084-089, 100-136)	-	-	-	-	-	-	27
28 Malignant neoplasms, including neoplasms of lymphatic and haematopoietic tissues (140-209)	7	4	3	7	7	-	28
29 Benign neoplasms and neoplasms of unspecified nature (210-239)	-	-	-	2	1	1	29
30 Diabetes Mellitus (250)	2	1	1	-	-	-	30
31 Avitaminoses & other nutritional deficiency (260-269)	-	-	-	-	-	-	31
32 Anemias (280-285)	1	1	-	-	-	-	32
33 Nonmeningococcal meningitis (320)	-	-	-	-	-	-	33
34 Active rheumatic fever (390-392)	-	-	-	-	-	-	34
35 Chronic rheumatic heart disease (393-398)	1	1	-	-	-	-	35
36 Hypertensive disease (400-404)	3	1	2	-	-	-	36
37 Ischaemic heart disease (410-414)	20	13	7	5	5	-	37
38 Other forms of heart disease (420-429)	3	-	3	2	2	-	38
39 Cerebrovascular disease (430-438)	8	6	2	1	1	-	39
40 General arteriosclerosis (440)	-	-	-	-	-	-	40
41 Other diseases of arteries, arterioles, & capillaries (441-448)	-	-	-	-	-	-	41
42 Influenza (470-474)	-	-	-	-	-	-	42
43 Pneumonia (480-486)	3	2	1	1	1	-	43
44 Bronchitis, emphysema and asthma (466, 490-493)	-	-	-	-	-	-	44
45 Other diseases of the respiratory system (460-465, 500-519)	-	-	-	-	-	-	45
46 Peptic ulcer (531-533)	1	-	1	1	1	-	46
47 Appendicitis (540-543)	-	-	-	-	-	-	47
48 Intestinal obstruction and hernia (550-553, 560)	-	-	-	-	-	-	48
49 Gastritis, duodenitis, enteritis & colitis (535, 561, 563)	-	-	-	-	-	-	49
50 Cirrhosis of liver (571)	1	1	-	1	1	-	50
51 Nephritis and nephrosis (580-584)	-	-	-	-	-	-	51
52 Hyperplasia of prostate (600)	-	-	-	-	-	-	52
53 Complications of pregnancy, childbirth and the puerperium (630-678)	-	-	-	-	-	-	53
54 Congenital anomalies (740-759)	2	1	1	1	1	-	54
55 Birth injuries, difficult labor and other anoxic and hypoxic conditions (764-768, 772, 776)	1	1	-	1	1	-	55
56 Other causes of neonatal mortality (760-763, 769-771, 773-775, 777-779)	1	-	1	-	-	-	56
57 Symptoms and ill-defined conditions (780-796)	-	-	-	-	-	-	57
58 All other diseases (residual)	2	2	-	-	-	-	58
59 Motor vehicle accidents (E810-E823)	5	3	2	2	1	1	59
60 All other accidents (E800-E807, E825-E949)	2	1	1	4	2	2	60
61 Suicides (E950-E959)	-	-	-	-	-	-	61
62 Homicides (E960-E969)	-	-	-	-	-	-	62
63 Legal intervention (E970-E978)	-	-	-	-	-	-	63
64 All other external injuries (E980-E999)	-	-	-	-	-	-	64

TABLE XIV VITAL STATISTICS, BY CITY, BY RACE, GEORGIA, 1970

ITEM	QUITMAN						ROCKMART						
	Number			Rate or Ratio*			Number			Rate or Ratio*			
	Total	White	Non-White	Total	White	Non-White	Total	White	Non-White	Total	White	Non-White	
1 Estimated population as of July 1,													1
LIVE BIRTHS													
2 Total	105	32	73	81	60	21	2
3 Delivered in hospital	93	32	61	88.6%	100.0%	83.6%	80	59	21	98.8%	98.3%	100.0%	3
4 Delivered in home by physician	1	-	1	1.0%	0%	1.4%	-	-	-	0%	0%	0%	4
5 Delivered by midwife	11	-	11	10.5%	0%	15.1%	1	1	-	1.2%	1.7%	0%	5
6 Other deliveries	-	-	-	0%	0%	0%	-	-	-	0%	0%	0%	6
7 Immature births	11	2	9	104.8	62.5	123.3	9	6	3	111.1	100.0	142.9	7
8 Live births to unwed mothers	21	-	21	200.0	0	287.7	7	1	6	86.4	16.7	285.7	8
FETAL DEATHS													
9 Total	5	1	4	47.6	31.3	54.8	1	1	-	12.3	16.7	0	9
10 Under 20 weeks gestation	2	1	1	19.0	31.3	13.7	-	-	-	0	0	0	10
11 20-27 weeks gestation	-	-	-	0	0	0	-	-	-	0	0	0	11
12 28 weeks and more	2	-	2	19.0	0	27.4	1	1	-	12.3	16.7	0	12
13 Unknown length of gestation	1	-	1	9.5	0	13.7	-	-	-	0	0	0	13
DEATHS													
14 Total, all ages	82	36	46	67	52	15	14
15 Under 1 year	10	1	9	95.2	31.3	123.3	1	1	-	12.3	16.7	0	15
16 Under 28 days	7	1	6	66.7	31.3	82.2	1	1	-	12.3	16.7	0	16
17 Deaths from immaturity	4	-	4	38.1	0	54.8	1	1	-	12.3	16.7	0	17
18 1-4 years **	-	-	-	-	-	-	-	-	-	-	-	-	18
19 Maternal deaths	-	-	-	0	0	0	-	-	-	0	0	0	19
CAUSE OF DEATH													
20 Dysentery (004,006,007,009)	1	-	1	-	-	-	20
21 Tuberculosis, all forms (010-019)	-	-	-	-	-	-	21
22 Meningococcal infections (035)	-	-	-	-	-	-	22
23 Acute infectious encephalitis (062-065)	-	-	-	-	-	-	23
24 Infectious hepatitis (070)	-	-	-	-	-	-	24
25 Typhus and other rickettsioses (080-083)	-	-	-	-	-	-	25
26 Venereal disease (090-099)	-	-	-	-	-	-	26
27 All other diseases classified as infective and parasitic (000-003, 005, 008, 020-035, 037-061, 066-069, 071-079, 084-089, 100-136)	-	-	-	-	-	-	27
28 Malignant neoplasms, including neoplasms of lymphatic and haematopoietic tissues (140-209)	9	2	7	15	10	5	28
29 Benign neoplasms and neoplasms of unspecified nature (210-239)	-	-	-	-	-	-	29
30 Diabetes Mellitus (250)	1	1	-	-	-	-	30
31 Avitaminoses & other nutritional deficiency (260-269)	-	-	-	-	-	-	31
32 Anemias (280-285)	-	-	-	-	-	-	32
33 Nonmeningococcal meningitis (320)	-	-	-	-	-	-	33
34 Acute rheumatic fever (390-392)	-	-	-	-	-	-	34
35 Chronic rheumatic heart disease (393-398)	1	1	-	1	-	-	35
36 Hypertensive disease (400-404)	-	-	-	-	-	-	36
37 Ischaemic heart disease (410-414)	35	19	16	23	17	6	37
38 Other forms of heart disease (420-429)	2	2	-	-	-	-	38
39 Cardiovascular disease (430-438)	9	2	7	12	10	2	39
40 General arteriosclerosis (440)	1	1	-	1	-	1	40
41 Other diseases of arteries, arterioles, & capillaries (441-448)	2	1	1	-	-	-	41
42 Influenza (470-474)	-	-	-	1	1	-	42
43 Pneumonia (480-486)	4	1	3	-	-	-	43
44 Bronchitis, emphysema and asthma (466, 490-493)	1	1	-	1	1	-	44
45 Other diseases of the respiratory system (460-465, 500-519)	1	1	-	-	-	-	45
46 Peptic ulcer (531-533)	-	-	-	-	-	-	46
47 Appendicitis (540-543)	-	-	-	-	-	-	47
48 Intestinal obstruction and hernia (550-553, 560)	-	-	-	-	-	-	48
49 Gastritis, duodenitis, enteritis & colitis (535, 561, 563)	-	-	-	-	-	-	49
50 Cirrhosis of liver (571)	-	-	-	-	-	-	50
51 Nephritis and nephrosis (580-584)	-	-	-	-	-	-	51
52 Hyperplasia of prostate (600)	-	-	-	-	-	-	52
53 Complications of pregnancy, childbirth and the puerperium (630-678)	-	-	-	-	-	-	53
54 Congenital anomalies (740-759)	-	-	-	-	-	-	54
55 Birth injuries, difficult labor and other anoxic and hypoxic conditions (764-768, 772, 776)	-	-	-	-	-	-	55
56 Other causes of neonatal mortality (760-763, 769-771, 773-775, 777-779)	5	-	5	1	1	-	56
57 Symptoms and ill-defined conditions (780-796)	-	-	-	1	-	1	57
58 All other diseases (residual)	4	2	2	2	2	-	58
59 Motor vehicle accidents (E810-E823)	1	1	-	8	8	-	59
60 All other accidents (E800-E807, E825-E949)	4	1	3	-	-	-	60
61 Suicides (E950-E959)	-	-	-	2	2	-	61
62 Homicides (E960-E969)	1	-	1	-	-	-	62
63 Legal intervention (E970-E978)	-	-	-	-	-	-	63
64 All other external injuries (E980-E999)	-	-	-	-	-	-	64

TABLE XIV VITAL STATISTICS, BY CITY, BY RACE, GEORGIA, 1970

ITEM	ROME						ROSSVILLE						
	Number			Rate or Ratio*			Number			Rate or Ratio*			
	Total	White	Non-White	Total	White	Non-White	Total	White	Non-White	Total	White	Non-White	
1 Estimated population as of July 1,													1
LIVE BIRTHS													
2 Total	652	462	190	152	147	5	2
3 Delivered in hospital	650	461	189	99.7%	99.3%	99.5%	152	147	5	100.0%	100.0%	100.0%	3
4 Delivered in home by physician	2	1	1	0.3%	0.2%	0.3%	-	-	-	0%	0%	0%	4
5 Delivered by midwife	-	-	-	0%	0%	0%	-	-	-	0%	0%	0%	5
6 Other deliveries	-	-	-	0%	0%	0%	-	-	-	0%	0%	0%	6
7 Immature births	86	51	35	131.9	110.4	184.2	16	14	2	105.3	95.2	400.0	7
8 Live births to unwed mothers	71	20	51	108.9	43.3	268.4	11	9	2	72.4	61.2	400.0	8
FETAL DEATHS													
9 Total	20	12	8	30.7	26.0	42.1	6	6	-	39.5	40.8	0	9
10 Under 20 weeks gestation	3	1	2	4.6	2.2	10.5	3	3	-	19.7	20.4	0	10
11 20-27 weeks gestation	5	3	3	9.2	6.5	15.8	-	-	-	0	0	0	11
12 28 weeks and more	11	8	3	16.9	17.3	15.8	3	3	-	19.7	20.4	0	12
13 Unknown length of gestation	-	-	-	0	0	0	-	-	-	0	0	0	13
DEATHS													
14 Total, all ages	418	316	102	78	75	3	14
15 Under 1 year	23	13	10	35.3	28.1	52.6	4	3	1	26.3	20.4	200.0	15
16 Under 28 days	19	11	8	29.1	23.8	42.1	4	3	1	26.3	20.4	200.0	16
17 Deaths from immaturity	8	3	5	12.3	6.5	26.3	1	1	-	6.6	6.8	0	17
18 1-4 years **	1	1	-	-	-	-	-	-	-	-	-	-	18
19 Maternal deaths	-	-	-	0	0	0	-	-	-	0	0	0	19
CAUSE OF DEATH													
20 Dysentery (004,006,007,009)	1	1	-	-	-	-	20
21 Tuberculosis, all forms (010-019)	3	1	2	-	-	-	21
22 Meningococcal infections (036)	-	-	-	-	-	-	22
23 Acute infectious encephalitis (062-065)	-	-	-	-	-	-	23
24 Infectious Hepatitis (070)	-	-	-	-	-	-	24
25 Typhus and other rickettsioses (080-083)	-	-	-	-	-	-	25
26 Venereal disease (090-099)	-	-	-	-	-	-	26
27 All other diseases classified as infective and parasitic (000-003, 005, 008, 020-035, 037-061, 066-069, 071-079, 084-089, 100-136)	2	2	-	-	-	-	27
28 Malignant neoplasms, including neoplasms of lymphatic and hematopoietic tissues (140-209)	57	49	8	13	12	1	28
29 Benign neoplasms and neoplasms of unspecified nature (210-239)	1	-	1	-	-	-	29
30 Diabetes Mellitus (250)	3	1	2	1	1	-	30
31 Avitaminoses & other nutritional deficiency (260-269)	1	1	-	1	1	-	31
32 Anemias (280-285)	-	-	-	-	-	-	32
33 Nonmeningococcal meningitis (320)	1	-	1	-	-	-	33
34 Active rheumatic fever (390-392)	-	-	-	-	-	-	34
35 Chronic rheumatic heart disease (393-398)	1	1	-	-	-	-	35
36 Hypertensive disease (400-404)	3	5	3	-	-	-	36
37 Ischaemic heart disease (410-414)	126	104	22	23	23	-	37
38 Other forms of heart disease (420-429)	5	2	3	4	4	-	38
39 Cerebrovascular disease (430-438)	69	54	15	10	10	-	39
40 General arteriosclerosis (440)	5	4	1	1	1	-	40
41 Other diseases of arteries, arterioles, & capillaries (441-448)	5	4	1	-	-	-	41
42 Influenza (470-474)	1	1	-	-	-	-	42
43 Pneumonia (480-486)	7	5	2	1	1	-	43
44 Bronchitis, emphysema and asthma (466, 490-493)	8	7	1	2	2	-	44
45 Other diseases of the respiratory system (460-465, 500-519)	5	5	-	-	-	-	45
46 Peptic ulcer (531-533)	4	4	-	-	-	-	46
47 Appendicitis (540-543)	-	-	-	-	-	-	47
48 Intestinal obstruction and hernia (550-553, 560)	2	1	1	-	-	-	48
49 Gastritis, duodenitis, enteritis & colitis (535, 561, 563)	-	-	-	-	-	-	49
50 Cirrhosis of liver (571)	3	6	2	-	-	-	50
51 Nephritis and nephrosis (580-584)	4	1	3	1	1	-	51
52 Hyperplasia of prostate (600)	2	1	1	-	-	-	52
53 Complications of pregnancy, childbirth and the puerperium (630-678)	-	-	-	-	-	-	53
54 Congenital anomalies (740-759)	6	5	1	-	-	-	54
55 Birth injuries, difficult labor and other anoxic and hypoxic conditions (764-768, 772, 776)	9	7	2	3	2	1	55
56 Other causes of neonatal mortality (760-763, 769-771, 773-775, 777-779)	9	3	6	1	1	-	56
57 Symptoms and ill-defined conditions (780-796)	3	3	-	1	1	-	57
58 All other diseases (residual)	23	12	11	8	7	1	58
59 Motor vehicle accidents (E810-E823)	14	10	4	2	2	-	59
60 All other accidents (E800-E807, E825-E949)	16	10	6	4	4	-	60
61 Suicides (E950-E959)	2	2	-	2	2	-	61
62 Homicides (E960-E969)	7	4	3	-	-	-	62
63 Legal intervention (E970-E978)	-	-	-	-	-	-	63
64 All other external injuries (E980-E999)	-	-	-	-	-	-	64

TABLE XIV VITAL STATISTICS, BY CITY, BY RACE, GEORGIA, 1970

ITEM	ROSWELL						SANDERSVILLE						
	Number			Rate or Ratio*			Number			Rate or Ratio*			
	Total	White	Non-White	Total	White	Non-White	Total	White	Non-White	Total	White	Non-White	
1 Estimated population as of July 1,													1
LIVE BIRTHS													
2 Total	122	118	4	117	37	80	2
3 Delivered in hospital	122	118	4	100.0%	100.0%	100.0%	105	37	68	89.7%	100.0%	85.0%	3
4 Delivered in home by physician	-	-	-	0%	0%	0%	-	-	-	0%	0%	0%	4
5 Delivered by midwife	-	-	-	0%	0%	0%	12	-	12	10.3%	0%	15.0%	5
6 Other deliveries	-	-	-	0%	0%	0%	-	-	-	0%	0%	0%	6
7 Immature births	5	5	-	41.0	42.4	0	13	2	11	111.1	54.1	137.5	7
8 Live births to unwed mothers	4	2	2	32.8	16.9	500.0	26	1	25	222.2	27.0	312.5	8
FETAL DEATHS													
9 Total	4	4	-	32.8	33.9	0	2	1	1	17.1	27.0	12.5	9
10 Under 20 weeks gestation	2	2	-	16.4	16.9	0	-	-	-	0	0	0	10
11 20-27 weeks gestation	-	-	-	0	0	0	1	1	-	8.5	27.0	0	11
12 28 weeks and more	1	1	-	8.2	8.5	0	1	-	1	8.5	0	12.5	12
13 Unknown length of gestation	1	1	-	8.2	8.5	0	-	-	-	0	0	0	13
DEATHS													
14 Total, all ages	63	61	2	71	32	39	14
15 Under 1 year	1	1	-	8.2	8.5	0	4	1	3	34.2	27.0	37.5	15
16 Under 28 days	-	-	-	0	0	0	2	1	1	17.1	27.0	12.5	16
17 Deaths from immaturity	-	-	-	0	0	0	1	1	-	8.5	27.0	0	17
18 1-4 years **	-	-	-	-	-	-	1	-	1	-	-	-	18
19 Maternal deaths	-	-	-	0	0	0	-	-	-	0	0	0	19
CAUSE OF DEATH													
20 Dysentery (004,006,007,009)	-	-	-	1	1	-	20
21 Tuberculosis, all forms (010-019)	-	-	-	-	-	-	21
22 Meningococcal Infections (036)	-	-	-	-	-	-	22
23 Acute infectious encephalitis (062-065)	-	-	-	-	-	-	23
24 Infectious Hepatitis (070)	-	-	-	-	-	-	24
25 Typhus and other rickettsioses (080-083)	-	-	-	-	-	-	25
26 Venereal disease (090-099)	-	-	-	-	-	-	26
27 All other diseases classified as infective and parasitic (000-003, 005, 008, 020-035, 037-061, 066-069, 071-079, 084-089, 100-136)	1	1	-	-	-	-	27
28 Malignant neoplasms, including neoplasms of lymphatic and haematopoietic tissues (140-209)	7	7	-	12	6	6	28
29 Benign neoplasms and neoplasms of unspecified nature (210-239)	-	-	-	1	-	1	29
30 Diabetes Mellitus (250)	-	-	-	3	1	2	30
31 Avitaminoses & other nutritional deficiency (260-269)	-	-	-	-	-	-	31
32 Anemias (280-285)	1	-	1	-	-	-	32
33 Nonmeningococcal meningitis (320)	-	-	-	-	-	-	33
34 Active rheumatic fever (390-392)	-	-	-	-	-	-	34
35 Chronic rheumatic heart disease (393-398)	-	-	-	-	-	-	35
36 Hypertensive disease (400-404)	-	-	-	1	-	1	36
37 Ischaemic heart disease (410-414)	21	21	-	23	10	13	37
38 Other forms of heart disease (420-429)	2	2	-	-	-	-	38
39 Cerebrovascular disease (430-438)	14	13	1	12	5	7	39
40 General arteriosclerosis (440)	2	2	-	1	1	-	40
41 Other diseases of arteries, arterioles, & capillaries (441-448)	-	-	-	-	-	-	41
42 Influenza (470-474)	-	-	-	1	-	1	42
43 Pneumonia (480-486)	4	4	-	3	1	2	43
44 Bronchitis, emphysema and asthma (466, 490-493)	-	-	-	2	1	1	44
45 Other diseases of the respiratory system (460-465, 500-519)	1	1	-	-	-	-	45
46 Peptic ulcer (531-533)	-	-	-	-	-	-	46
47 Appendicitis (540-543)	-	-	-	-	-	-	47
48 Intestinal obstruction and hernia (550-553, 560)	-	-	-	-	-	-	48
49 Gastritis, duodenitis, enteritis & colitis (535, 561, 563)	-	-	-	-	-	-	49
50 Cirrhosis of liver (571)	2	2	-	1	1	-	50
51 Nephritis and nephrosis (580-584)	-	-	-	1	-	1	51
52 Hyperplasia of prostate (600)	-	-	-	-	-	-	52
53 Complications of pregnancy, childbirth and the puerperium (630-678)	-	-	-	-	-	-	53
54 Congenital anomalies (740-759)	-	-	-	-	-	-	54
55 Birth injuries, difficult labor and other anoxic and hypoxic conditions (764-768, 772, 776)	-	-	-	-	-	-	55
56 Other causes of neonatal mortality (760-763, 769-771, 773-775, 777-779)	-	-	-	2	1	1	56
57 Symptoms and ill-defined conditions (780-796)	-	-	-	-	-	-	57
58 All other diseases (residual)	3	3	-	3	2	1	58
59 Motor vehicle accidents (E810-E823)	1	1	-	2	2	-	59
60 All other accidents (E800-E807, E825-E849)	3	3	-	1	-	1	60
61 Suicides (E950-E959)	1	1	-	-	-	-	61
62 Homicides (E960-E-969)	-	-	-	1	-	1	62
63 Legal intervention (E970-E978)	-	-	-	-	-	-	63
64 All other external injuries (E980-E999)	-	-	-	-	-	-	64

TABLE XIV VITAL STATISTICS, BY CITY, BY RACE, GEORGIA, 1970

142

ITEM	SAVANNAH						SMYRNA						
	Number			Rate or Ratio*			Number			Rate or Ratio*			
	Total	White	Non-White	Total	White	Non-White	Total	White	Non-White	Total	White	Non-White	
1 Estimated population as of July 1,													1
LIVE BIRTHS													
2 Total	2,608	1,242	1,366	370	366	4	2
3 Delivered in hospital	2,596	1,242	1,354	99.5%	100.0%	99.1%	367	363	4	99.2%	99.2%	100.0%	3
4 Delivered in home by physician	11	-	11	0.4%	0%	0.8%	1	1	-	0.3%	0.3%	0%	4
5 Delivered by midwife	1	-	1	0.0%	0%	0.1%	2	2	-	0.5%	0.5%	0%	5
6 Other deliveries	-	-	-	0%	0%	0%	-	-	-	0%	0%	0%	6
7 Immature births	292	78	214	112.0	62.8	156.7	22	22	-	59.5	60.1	0	7
8 Live births to unwed mothers	537	49	488	205.9	39.5	357.2	14	12	2	37.8	32.8	500.0	8
FETAL DEATHS													
9 Total	175	107	68	67.1	86.2	49.8	15	13	2	40.5	35.5	500.0	9
10 Under 20 weeks gestation	121	84	37	46.4	67.6	27.1	6	5	1	16.2	13.7	250.0	10
11 20-27 weeks gestation	24	9	15	9.2	7.2	11.0	2	2	-	5.4	5.5	0	11
12 28 weeks and more	30	14	16	11.5	11.3	11.7	5	4	1	13.5	10.9	250.0	12
13 Unknown length of gestation	-	-	-	0	0	0	2	2	-	5.4	5.5	0	13
DEATHS													
14 Total, all ages	1,532	801	731	110	105	5	14
15 Under 1 year	76	19	57	29.1	15.3	41.7	6	6	-	16.2	16.4	0	15
16 Under 28 days	55	16	39	21.1	12.9	28.6	4	4	-	10.8	10.9	0	16
17 Deaths from immaturity	7	2	5	2.7	1.6	3.7	-	-	-	0	0	0	17
18 1-4 years **	7	1	6	-	-	-	-	-	-	-	-	-	18
19 Maternal deaths	1	-	1	3.8	0	7.3	-	-	-	0	0	0	19
CAUSE OF DEATH													
20 Dysentery (004,006,007,009)	2	1	1	-	-	-	20
21 Tuberculosis, all forms (010-019)	6	-	6	-	-	-	21
22 Meningococcal infections (036)	1	-	1	-	-	-	22
23 Acute infectious encephalitis (062-065)	-	-	-	-	-	-	23
24 Infectious hepatitis (070)	3	1	2	-	-	-	24
25 Typhus and other rickettsioses (080-083)	-	-	-	-	-	-	25
26 Venereal disease (090-099)	-	-	-	1	-	1	26
27 All other diseases classified as infective and parasitic (000-003, 005, 008, 020-035, 037-061, 066-069, 071-075, 084-089, 100-136)	12	1	11	-	-	-	27
28 Malignant neoplasms, including neoplasms of lymphatic and hematopoietic tissues (140-209)	233	137	96	16	16	-	28
29 Benign neoplasms and neoplasms of unspecified nature (210-239)	4	1	3	-	-	-	29
30 Diabetes mellitus (250)	38	21	17	2	2	-	30
31 Avitaminoses & other nutritional deficiency (260-269)	1	-	1	-	-	-	31
32 Anomias (280-285)	3	1	2	-	-	-	32
33 Nonmeningococcal meningitis (320)	2	-	2	-	-	-	33
34 Active rheumatic fever (390-392)	1	-	1	-	-	-	34
35 Chronic rheumatic heart disease (393-398)	7	5	2	1	1	-	35
36 Hypertensive disease (400-404)	33	5	28	2	2	-	36
37 Ischaemic heart disease (410-414)	448	311	137	35	33	2	37
38 Other forms of heart disease (420-429)	68	22	46	-	-	-	38
39 Cerebrovascular disease (430-438)	204	92	112	9	8	1	39
40 General arteriosclerosis (440)	22	10	12	1	1	-	40
41 Other diseases of arteries, arterioles, & capillaries (441-448)	11	7	4	1	1	-	41
42 Influenza (470-474)	4	1	3	1	1	-	42
43 Pneumonia (480-486)	66	27	39	4	4	-	43
44 Bronchitis, emphysema and asthma (466, 490-493)	19	15	4	4	3	1	44
45 Other diseases of the respiratory system (460-465, 500-519)	9	4	5	-	-	-	45
46 Peptic ulcer (531-533)	3	3	-	2	2	-	46
47 Appendicitis (540-543)	1	-	1	-	-	-	47
48 Intestinal obstruction and hernia (550-553, 560)	2	-	2	-	-	-	48
49 Gastritis, duodenitis, enteritis & colitis (535, 561, 563)	3	2	1	-	-	-	49
50 Cirrhosis of liver (571)	6	5	1	1	1	-	50
51 Nephritis and nephrosis (580-584)	16	2	14	-	-	-	51
52 Hyperplasia of prostate (600)	-	-	-	-	-	-	52
53 Complications of pregnancy, childbirth and the puerperium (630-678)	1	-	1	-	-	-	53
54 Congenital anomalies (740-759)	15	6	9	2	2	-	54
55 Birth injuries, difficult labor and other anoxic and hypoxic conditions (764-768, 772, 776)	31	11	20	3	3	-	55
56 Other causes of neonatal mortality (760-763, 769-771, 773-775, 777-779)	13	2	11	1	1	-	56
57 Symptoms and ill-defined conditions (780-796)	8	4	4	4	4	-	57
58 All other diseases (residual)	96	47	49	5	5	-	58
59 Motor vehicle accidents (E810-E823)	53	29	24	4	4	-	59
60 All other accidents (E800-E807, E825-E949)	44	14	30	5	5	-	60
61 Suicides (E950-E959)	11	9	2	2	2	-	61
62 Homicides (E960-E969)	31	5	26	4	4	-	62
63 Legal intervention (E970-E978)	1	-	1	-	-	-	63
64 All other external injuries (E980-E999)	-	-	-	-	-	-	64

TABLE XIV VITAL STATISTICS, BY CITY, BY RACE, GEORGIA, 1970

ITEM	STATESBORO						ST. MARY S						
	Number			Rate or Ratio*			Number			Rate or Ratio*			
	Total	White	Non-White	Total	White	Non-White	Total	White	Non-White	Total	White	Non-White	
1 Estimated population as of July 1,													1
LIVE BIRTHS													
2 Total	233	139	94	55	40	15	2
3 Delivered in hospital	233	139	94	100.0%	100.0%	100.0%	55	40	15	100.0%	100.0%	100.0%	3
4 Delivered in home by physician	-	-	-	0%	0%	0%	-	-	-	0%	0%	0%	4
5 Delivered by midwife	-	-	-	0%	0%	0%	-	-	-	0%	0%	0%	5
6 Other deliveries	-	-	-	0%	0%	0%	-	-	-	0%	0%	0%	6
7 Immature births	20	4	16	85.8	28.8	170.2	3	2	1	54.5	50.0	66.7	7
8 Live births to unwed mothers	28	-	28	120.2	0	297.9	9	2	7	163.6	50.0	466.7	8
FETAL DEATHS													
9 Total	2	2	-	8.6	14.4	0	2	1	1	36.4	25.0	66.7	9
10 Under 20 weeks gestation	1	1	-	4.3	7.2	0	1	1	-	18.2	25.0	0	10
11 20-27 weeks gestation	-	-	-	0	0	0	-	-	-	0	0	0	11
12 28 weeks and more	-	-	-	0	0	0	1	-	1	18.2	0	66.7	12
13 Unknown length of gestation	1	1	-	4.3	7.2	0	-	-	-	0	0	0	13
DEATHS													
14 Total, all ages	89	57	32	21	14	7	14
15 Under 1 year	8	3	5	34.3	21.6	53.2	3	3	-	54.5	75.0	0	15
16 Under 28 days	7	3	4	30.0	21.6	42.6	2	2	-	36.4	50.0	0	16
17 Deaths from immaturity	-	-	-	0	0	0	-	-	-	0	0	0	17
18 1-4 years **	2	1	1	-	-	-	1	1	-	-	-	-	18
19 Maternal deaths	-	-	-	0	0	0	-	-	-	0	0	0	19
CAUSE OF DEATH													
20 Dysentery (004,006,007,009)	-	-	-	-	-	-	20
21 Tuberculosis, all forms (010-019)	-	-	-	-	-	-	21
22 Meningococcal infections (036)	-	-	-	-	-	-	22
23 Acute infectious encephalitis (062-065)	-	-	-	-	-	-	23
24 Infectious Hepatitis (070)	-	-	-	-	-	-	24
25 Typhus and other rickettsioses (080-083)	-	-	-	-	-	-	25
26 Venereal disease (090-099)	-	-	-	-	-	-	26
27 All other diseases classified as infective and parasitic (000-003, 005, 008, 020-035, 037-061, 066-069, 071-079, 084-089, 100-136)	-	-	-	-	-	-	27
28 Malignant neoplasms, including neoplasms of lymphatic and haematopoietic tissues (140-209)	13	10	3	5	3	2	28
29 Benign neoplasms and neoplasms of unspecified nature (210-239)	-	-	-	-	-	-	29
30 Diabetes Mellitus (250)	-	-	-	1	-	1	30
31 Avitaminoses & other nutritional deficiency (260-269)	1	-	1	-	-	-	31
32 Anemias (280-285)	-	-	-	-	-	-	32
33 Nonmeningococcal meningitis (320)	-	-	-	-	-	-	33
34 Active rheumatic fever (390-392)	-	-	-	-	-	-	34
35 Chronic rheumatic heart disease (393-398)	-	-	-	-	-	-	35
36 Hypertensive disease (400-404)	4	1	3	2	1	1	36
37 Ischaemic heart disease (410-414)	25	20	5	2	2	-	37
38 Other forms of heart disease (420-429)	2	1	1	-	-	-	38
39 Cerebrovascular disease (430-438)	10	8	2	4	1	3	39
40 General arteriosclerosis (440)	2	-	2	-	-	-	40
41 Other diseases of arteries, arterioles, & capillaries (441-448)	-	-	-	-	-	-	41
42 Influenza (470-474)	-	-	-	-	-	-	42
43 Pneumonia (480-486)	2	2	-	1	1	-	43
44 Bronchitis, emphysema and asthma (466, 490-493)	2	1	1	-	-	-	44
45 Other diseases of the respiratory system (460-465, 500-519)	-	-	-	-	-	-	45
46 Peptic ulcer (531-533)	-	-	-	-	-	-	46
47 Appendicitis (540-543)	-	-	-	-	-	-	47
48 Intestinal obstruction and hernia (550-553, 560)	-	-	-	-	-	-	48
49 Gastritis, duodenitis, enteritis & colitis (535, 561, 563)	-	-	-	-	-	-	49
50 Cirrhosis of liver (571)	-	-	-	-	-	-	50
51 Nephritis and nephrosis (580-584)	1	-	1	-	-	-	51
52 Hyperplasia of prostate (600)	-	-	-	-	-	-	52
53 Complications of pregnancy, childbirth and the puerperium (630-678)	-	-	-	-	-	-	53
54 Congenital anomalies (740-759)	2	-	2	1	1	-	54
55 Birth injuries, difficult labor and other anoxic and hypoxic conditions (764-768, 772, 776)	5	2	3	1	1	-	55
56 Other causes of neonatal mortality (760-763, 769-771, 773-775, 777-779)	1	1	-	-	-	-	56
57 Symptoms and ill-defined conditions (780-796)	4	1	3	-	-	-	57
58 All other diseases (residual)	7	3	4	2	2	-	58
59 Motor vehicle accidents (E810-E823)	3	3	-	2	2	-	59
60 All other accidents (E800-E807, E825-E949)	3	3	-	-	-	-	60
61 Suicides (E950-E959)	-	-	-	-	-	-	61
62 Homicides (E960-E969)	2	1	1	-	-	-	62
63 Legal intervention (E970-E978)	-	-	-	-	-	-	63
64 All other external injuries (E980-E999)	-	-	-	-	-	-	64

TABLE XIV VITAL STATISTICS, BY CITY, BY RACE, GEORGIA, 1970

144

ITEM	SUMMERVILLE						SWAINSBORO						
	Number			Rate or Ratio*			Number			Rate or Ratio*			
	Total	White	Non-White	Total	White	Non-White	Total	White	Non-White	Total	White	Non-White	
1 Estimated population as of July 1,													1
LIVE BIRTHS													
2 Total	111	85	26	140	73	67	2
3 Delivered in hospital	111	85	26	100.0%	100.0%	100.0%	137	73	64	97.9%	100.0%	95.5%	3
4 Delivered in home by physician	-	-	-	0%	0%	0%	-	-	-	0%	0%	0%	4
5 Delivered by midwife	-	-	-	0%	0%	0%	3	-	3	2.1%	0%	4.5%	5
6 Other deliveries	-	-	-	0%	0%	0%	-	-	-	0%	0%	0%	6
7 Immature births	7	3	4	63.1	35.3	153.8	16	6	10	114.3	82.2	149.3	7
8 Live births to unwed mothers	16	3	13	144.1	35.3	500.0	19	1	18	135.7	13.7	268.7	8
FETAL DEATHS													
9 Total	2	2	-	18.0	23.5	0	7	5	2	50.0	68.5	29.9	9
10 Under 20 weeks gestation	-	-	-	0	0	0	5	3	2	35.7	41.1	29.9	10
11 20-27 weeks gestation	1	1	-	9.0	11.8	0	-	-	-	0	0	0	11
12 28 weeks and more	1	1	-	9.0	11.8	0	2	2	-	14.3	27.4	0	12
13 Unknown length of gestation	-	-	-	0	0	0	-	-	-	0	0	0	13
DEATHS													
14 Total, all ages	54	40	14	88	62	26	14
15 Under 1 year	3	3	-	27.0	35.3	0	3	2	1	21.4	27.4	14.9	15
16 Under 28 days	3	3	-	27.0	35.3	0	2	2	-	14.3	27.4	0	16
17 Deaths from immaturity	1	1	-	9.0	11.8	0	1	1	-	7.1	13.7	0	17
18 1-4 years **	1	-	1	-	-	-	-	-	-	-	-	-	18
19 Maternal deaths	-	-	-	0	0	0	-	-	-	0	0	0	19
CAUSE OF DEATH													
20 Dysentery (004,006,007,009)	-	-	-	-	-	-	20
21 Tuberculosis, all forms (010-019)	-	-	-	-	-	-	21
22 Meningococcal infections (036)	-	-	-	-	-	-	22
23 Acute infectious encephalitis (062-065)	-	-	-	-	-	-	23
24 Infectious Hepatitis (070)	-	-	-	-	-	-	24
25 Typhus and other rickettsioses (080-083)	-	-	-	-	-	-	25
26 Venereal disease (090-099)	-	-	-	-	-	-	26
27 All other diseases classified as infective and parasitic (000-003, 005, 008, 020-035, 037-061, 066-069, 071-079, 084-089, 100-136)	-	-	-	-	-	-	27
28 Malignant neoplasms, including neoplasms of lymphatic and haematopoietic tissues (140-209)	7	3	4	12	11	1	28
29 Benign neoplasms and neoplasms of unspecified nature (210-239)	-	-	-	-	-	-	29
30 Diabetes Mellitus (250)	-	-	-	-	-	-	30
31 Avitaminoses & other nutritional deficiency (260-269)	-	-	-	-	-	-	31
32 Anemias (280-285)	-	-	-	-	-	-	32
33 Nonmeningococcal meningitis (320)	1	-	1	1	-	1	33
34 Active rheumatic fever (390-392)	-	-	-	-	-	-	34
35 Chronic rheumatic heart disease (393-398)	-	-	-	-	-	-	35
36 Hypertensive disease (400-404)	-	-	-	-	-	-	36
37 Ischaemic heart disease (410-414)	17	14	3	38	28	10	37
38 Other forms of heart disease (420-429)	5	4	1	-	-	-	38
39 Cerebrovascular disease (430-438)	9	6	3	15	6	9	39
40 General arteriosclerosis (440)	-	-	-	1	1	-	40
41 Other diseases of arteries, arterioles, & capillaries (441-448)	-	-	-	-	-	-	41
42 Influenza (470-474)	-	-	-	-	-	-	42
43 Pneumonia (480-486)	2	2	-	3	2	1	43
44 Bronchitis, emphysema and asthma (466, 490-493)	-	-	-	1	1	-	44
45 Other diseases of the respiratory system (460-465, 500-519)	-	-	-	-	-	-	45
46 Peptic ulcer (531-533)	-	-	-	1	-	1	46
47 Appendicitis (540-543)	-	-	-	-	-	-	47
48 Intestinal obstruction and hernia (550-553, 560)	-	-	-	1	1	-	48
49 Gastritis, duodenitis, enteritis & colitis (535, 561, 563)	-	-	-	-	-	-	49
50 Cirrhosis of liver (571)	2	2	-	-	-	-	50
51 Nephritis and nephrosis (580-584)	3	1	2	-	-	-	51
52 Hyperplasia of prostate (600)	-	-	-	-	-	-	52
53 Complications of pregnancy, childbirth and the puerperium (630-678)	-	-	-	-	-	-	53
54 Congenital anomalies (740-759)	2	2	-	-	-	-	54
55 Birth injuries, difficult labor and other anoxic and hypoxic conditions (764-768, 772, 776)	1	1	-	1	1	-	55
56 Other causes of neonatal mortality (760-763, 769-771, 773-775, 777-779)	1	1	-	1	1	-	56
57 Symptoms and ill-defined conditions (780-796)	1	1	-	-	-	-	57
58 All other diseases (residual)	1	1	-	5	4	1	58
59 Motor vehicle accidents (E810-E823)	1	1	-	6	6	-	59
60 All other accidents (E800-E807, E825-E949)	-	-	-	1	-	1	60
61 Suicides (E950-E959)	1	1	-	-	-	-	61
62 Homicides (E960-E-969)	-	-	-	1	-	1	62
63 Legal intervention (E970-E978)	-	-	-	-	-	-	63
64 All other external injuries (E980-E999)	-	-	-	-	-	-	64

TABLE XIV VITAL STATISTICS, BY CITY, BY RACE, GEORGIA, 1970

ITEM	SYLVANIA						SYLVESTER						
	Number			Rate or Ratio*			Number			Rate or Ratio*			
	Total	White	Non-White	Total	White	Non-White	Total	White	Non-White	Total	White	Non-White	
1 Estimated population as of July 1,													1
LIVE BIRTHS													
2 Total	40	21	19	110	49	61	2
3 Delivered in hospital	40	21	19	100.0%	100.0%	100.0%	103	49	54	93.6%	100.0%	88.5%	3
4 Delivered in home by physician	-	-	-	0%	0%	0%	1	-	1	0.9%	0%	1.6%	4
5 Delivered by midwife	-	-	-	0%	0%	0%	6	-	6	5.5%	0%	9.8%	5
6 Other deliveries	-	-	-	0%	0%	0%	-	-	-	0%	0%	0%	6
7 Immature births	4	1	3	100.0	47.6	157.9	7	7	7	63.6	0	114.8	7
8 Live births to unwed mothers	6	2	4	150.0	95.2	210.5	26	1	25	236.4	20.4	409.8	8
FETAL DEATHS													
9 Total	2	-	2	50.0	0	105.3	4	1	3	36.4	20.4	49.2	9
10 Under 20 weeks gestation	-	-	-	0	0	0	-	-	-	0	0	0	10
11 20-27 weeks gestation	1	-	1	25.0	0	52.6	2	-	2	18.2	0	32.8	11
12 28 weeks and more	1	-	1	25.0	0	52.6	1	1	-	9.1	20.4	0	12
13 Unknown length of gestation	-	-	-	0	0	0	1	-	1	9.1	0	16.4	13
DEATHS													
14 Total, all ages	48	32	16	64	35	29	14
15 Under 1 year	1	1	-	25.0	47.6	0	2	1	1	18.2	20.4	16.4	15
16 Under 28 days	-	-	-	0	0	0	1	1	-	9.1	20.4	0	16
17 Deaths from immaturity	-	-	-	0	0	0	-	-	-	0	0	0	17
18 1-4 years **	-	-	-	-	-	-	-	-	-	-	-	-	18
19 Maternal deaths	-	-	-	0	0	0	-	-	-	0	0	0	19
CAUSE OF DEATH													
20 Dysentery (004,006,007,009)	-	-	-	-	-	-	20
21 Tuberculosis, all forms (010-019)	-	-	-	-	-	-	21
22 Meningococcal infections (036)	-	-	-	-	-	-	22
23 Acute infectious encephalitis (062-065)	-	-	-	-	-	-	23
24 Infectious Hepatitis (070)	-	-	-	-	-	-	24
25 Typhus and other rickettsioses (080-083)	-	-	-	-	-	-	25
26 Venereal disease (090-099)	-	-	-	-	-	-	26
27 All other diseases classified as infective and parasitic (000-003, 005, 008, 020-035, 037-061, 066-069, 071-079, 084-089, 100-136)	1	-	1	-	-	-	27
28 Malignant neoplasms, including neoplasms of lymphatic and hematopoietic tissues (140-209)	4	3	1	9	4	5	28
29 Benign neoplasms and neoplasms of unspecified nature (210-239)	-	-	-	1	-	1	29
30 Diabetes Mellitus (250)	1	-	1	-	-	-	30
31 Avitaminoses & other nutritional deficiency (260-269)	-	-	-	-	-	-	31
32 Anemias (280-285)	-	-	-	-	-	-	32
33 Nonmeningococcal meningitis (320)	-	-	-	-	-	-	33
34 Acute rheumatic fever (390-392)	-	-	-	-	-	-	34
35 Chronic rheumatic heart disease (393-398)	-	-	-	-	-	-	35
36 Hypertensive disease (400-404)	-	-	-	1	1	-	36
37 Ischaemic heart disease (410-414)	22	16	6	16	13	3	37
38 Other forms of heart disease (420-429)	1	1	-	2	1	1	38
39 Cerebrovascular disease (430-438)	4	2	2	19	8	11	39
40 General arteriosclerosis (440)	1	1	-	2	2	-	40
41 Other diseases of arteries, arterioles, & capillaries (441-448)	-	-	-	-	-	-	41
42 Influenza (470-474)	-	-	-	-	-	-	42
43 Pneumonia (480-486)	2	2	-	3	2	1	43
44 Bronchitis, emphysema and asthma (465, 490-493)	-	-	-	1	-	1	44
45 Other diseases of the respiratory system (460-465, 500-519)	-	-	-	2	-	2	45
46 Peptic ulcer (531-533)	-	-	-	1	-	1	46
47 Appendicitis (540-543)	1	1	-	-	-	-	47
48 Intestinal obstruction and hernia (550-553, 560)	-	-	-	-	-	-	48
49 Gastritis, duodenitis, enteritis & colitis (535, 561, 563)	-	-	-	-	-	-	49
50 Cirrhosis of liver (571)	1	1	-	1	1	-	50
51 Nephritis and nephrosis (580-584)	-	-	-	-	-	-	51
52 Hyperplasia of prostate (600)	-	-	-	-	-	-	52
53 Complications of pregnancy, childbirth and the puerperium (630-678)	-	-	-	-	-	-	53
54 Congenital anomalies (740-759)	-	-	-	-	-	-	54
55 Birth injuries, difficult labor and other anoxic and hypoxic conditions (764-768, 772, 776)	-	-	-	-	-	-	55
56 Other causes of neonatal mortality (760-763, 769-771, 773-775, 777-779)	-	-	-	1	1	-	56
57 Symptoms and ill-defined conditions (780-796)	1	-	1	1	-	1	57
58 All other diseases (residual)	4	2	2	2	1	1	58
59 Motor vehicle accidents (E810-E823)	3	2	1	1	1	-	59
60 All other accidents (E800-E807, E825-E949)	1	1	-	1	-	1	60
61 Suicides (E950-E959)	1	-	1	-	-	-	61
62 Homicides (E960-E-969)	-	-	-	-	-	-	62
63 Legal Intervention (E970-E978)	-	-	-	-	-	-	63
64 All other external Injuries (E980-E999)	-	-	-	-	-	-	64

TABLE XIV VITAL STATISTICS, BY CITY, BY RACE, GEORGIA, 1970

146

ITEM	TALLAPOOSA						THOMASTON						
	Number			Rate or Ratio*			Number			Rate or Ratio*			
	Total	White	Non-White	Total	White	Non-White	Total	White	Non-White	Total	White	Non-White	
1 Estimated population as of July 1,													1
LIVE BIRTHS													
2 Total	52	48	4	167	125	42	2
3 Delivered in hospital	52	48	4	100.0%	100.0%	100.0%	157	125	32	94.0%	100.0%	76.2%	3
4 Delivered in home by physician	-	-	-	0%	0%	0%	1	-	1	0.6%	0%	2.4%	4
5 Delivered by midwife	-	-	-	0%	0%	0%	9	-	9	5.4%	0%	21.4%	5
6 Other deliveries	-	-	-	0%	0%	0%	-	-	-	0%	0%	0%	6
7 Immature births	6	6	-	115.4	125.0	0	16	11	5	95.8	88.0	119.0	7
8 Live births to unwed mothers	3	1	2	57.7	20.8	500.0	18	2	16	107.8	16.0	381.0	8
FETAL DEATHS													
9 Total	3	1	2	57.7	20.8	500.0	7	3	4	41.9	24.0	95.2	9
10 Under 20 weeks gestation	1	1	-	19.2	20.8	0	-	-	-	0	0	0	10
11 20-27 weeks gestation	-	-	-	0	0	0	3	-	3	18.0	0	71.4	11
12 28 weeks and more	2	-	2	38.5	0	500.0	3	2	1	18.0	16.0	23.8	12
13 Unknown length of gestation	-	-	-	0	0	0	1	1	-	6.0	8.0	0	13
DEATHS													
14 Total, all ages	33	32	1	130	93	37	14
15 Under 1 year	-	-	-	0	0	0	4	1	3	24.0	8.0	71.4	15
16 Under 28 days	-	-	-	0	0	0	2	1	1	12.0	8.0	23.8	16
17 Deaths from immaturity	-	-	-	0	0	0	-	-	-	0	0	0	17
18 1-4 years **	1	1	-	-	-	-	1	-	1	-	-	-	18
19 Maternal deaths	-	-	-	0	0	0	-	-	-	0	0	0	19
CAUSE OF DEATH													
20 Dysentery (004,006,007,009)	-	-	-	-	-	-	20
21 Tuberculosis, all forms (010-019)	-	-	-	-	-	-	21
22 Meningococcal Infections (036)	-	-	-	-	-	-	22
23 Acute infectious encephalitis (062-065)	-	-	-	-	-	-	23
24 Infectious Hepatitis (070)	-	-	-	-	-	-	24
25 Typhus and other rickettsias (080-083)	-	-	-	-	-	-	25
26 Venereal disease (090-099)	-	-	-	-	-	-	26
27 All other diseases classified as Infective and parasitic (000-003, 005, 008, 020-025, 037-061, 066-069, 071-079, 084-089, 100-136)	1	1	-	-	-	-	27
28 Malignant neoplasms, including neoplasms of lymphatic and hematopoietic tissues (140-209)	3	3	-	18	14	4	28
29 Benign neoplasms and neoplasms of unspecified nature (210-239)	-	-	-	-	-	-	29
30 Diabetes Mellitus (250)	-	-	-	2	2	-	30
31 Avitaminoses & other nutritional deficiency (260-269)	-	-	-	-	-	-	31
32 Anemias (280-285)	-	-	-	-	-	-	32
33 Nonmeningococcal meningitis (320)	-	-	-	-	-	-	33
34 Active rheumatic fever (390-392)	-	-	-	-	-	-	34
35 Chronic rheumatic heart disease (393-398)	-	-	-	-	-	-	35
36 Hypertensive disease (400-404)	-	-	-	-	-	-	36
37 Ischaemic heart disease (410-414)	12	12	-	43	30	13	37
38 Other forms of heart disease (420-429)	2	2	-	3	-	3	38
39 Cerebrovascular disease (430-438)	4	3	1	33	25	8	39
40 General arteriosclerosis (440)	-	-	-	3	2	1	40
41 Other diseases of arteries, arterioles, & capillaries (441-448)	-	-	-	1	1	-	41
42 Influenza (470-474)	-	-	-	1	1	-	42
43 Pneumonia (480-486)	-	-	-	4	1	3	43
44 Bronchitis, emphysema and asthma (466, 490-493)	1	1	-	1	1	-	44
45 Other diseases of the respiratory system (460-465, 500-519)	1	1	-	-	-	-	45
46 Peptic ulcer (531-533)	-	-	-	-	-	-	46
47 Appendicitis (540-543)	-	-	-	-	-	-	47
48 Intestinal obstruction and hernia (550-553, 560)	-	-	-	-	-	-	48
49 Gastritis, duodenitis, enteritis & colitis (535, 561, 563)	-	-	-	-	-	-	49
50 Cirrhosis of liver (571)	1	1	-	2	2	-	50
51 Nephritis and nephrosis (580-584)	-	-	-	1	1	-	51
52 Hyperplasia of prostate (600)	-	-	-	-	-	-	52
53 Complications of pregnancy, childbirth and the puerperium (630-678)	-	-	-	-	-	-	53
54 Congenital anomalies (740-759)	-	-	-	-	-	-	54
55 Birth injuries, difficult labor and other anoxic and hypoxic conditions (764-768, 772, 776)	-	-	-	1	-	1	55
56 Other causes of neonatal mortality (760-763, 769-771, 773-775, 777-779)	-	-	-	1	1	-	56
57 Symptoms and ill-defined conditions (780-796)	1	1	-	-	-	-	57
58 All other diseases (residual)	2	2	-	8	7	1	58
59 Motor vehicle accidents (E810-E823)	1	1	-	2	2	-	59
60 All other accidents (E800-E807, E825-E949)	3	3	-	4	2	2	60
61 Suicides (E950-E959)	-	-	-	-	-	-	61
62 Homicides (E960-E969)	1	1	-	2	1	1	62
63 Legal intervention (E970-E978)	-	-	-	-	-	-	63
64 All other external injuries (E980-E999)	-	-	-	-	-	-	64

TABLE XIV VITAL STATISTICS, BY CITY, BY RACE, GEORGIA, 1970

ITEM	THOMASVILLE						THOMSON					
	Number			Rate or Ratio*			Number			Rate or Ratio*		
	Total	White	Non-White	Total	White	Non-White	Total	White	Non-White	Total	White	Non-White
1 Estimated population as of July 1,												
LIVE BIRTHS												
2 Total	364	145	219	123	61	62
3 Delivered in hospital	307	141	166	84.3%	97.2%	75.8%	120	61	59	97.6%	100.0%	95.2%
4 Delivered in home by physician	2	-	2	0.5%	0%	0.9%	3	-	3	2.4%	0%	4.8%
5 Delivered by midwife	55	4	51	15.1%	2.8%	23.3%	-	-	-	0%	0%	0%
6 Other deliveries	-	-	-	0%	0%	0%	-	-	-	0%	0%	0%
7 Immature births	31	5	26	85.2	34.5	118.7	14	2	12	113.8	32.8	193.5
8 Live births to unwed mothers	58	4	54	159.3	27.6	246.6	22	1	21	178.9	16.4	338.7
FETAL DEATHS												
9 Total	31	18	13	85.2	124.1	59.4	3	1	2	24.4	16.4	32.3
10 Under 20 weeks gestation	26	17	9	71.4	117.2	41.1	-	-	-	0	0	0
11 20-27 weeks gestation	2	-	2	5.5	0	9.1	1	-	1	8.1	0	16.1
12 28 weeks and more	3	1	2	8.2	6.9	9.1	1	1	-	8.1	16.4	0
13 Unknown length of gestation	-	-	-	0	0	0	1	-	1	8.1	0	16.1
DEATHS												
14 Total, all ages	232	119	113	53	32	21
15 Under 1 year	10	3	7	27.5	20.7	32.0	2	-	2	16.3	0	32.3
16 Under 28 days	5	1	4	13.7	6.9	18.3	1	-	1	8.1	0	16.1
17 Deaths from immaturity	1	1	-	2.7	6.9	0	-	-	-	0	0	0
18 1-4 years **	2	1	1	-	-	-	-	-	-	-	-	-
19 Maternal deaths	-	-	-	0	0	0	-	-	-	0	0	0
CAUSE OF DEATH												
20 Dysentery (004,006,007,009)	1	-	1	-	-	-
21 Tuberculosis, all forms (010-019)	1	-	1	-	-	-
22 Meningococcal infections (036)	-	-	-	-	-	-
23 Acute infectious encephalitis (062-065)	-	-	-	-	-	-
24 Infectious hepatitis (070)	-	-	-	-	-	-
25 Typhus and other rickettsioses (080-083)	-	-	-	-	-	-
26 Venereal disease (090-099)	-	-	-	-	-	-
27 All other diseases classified as infective and parasitic (000-003, 005, 008, 020-035, 037-061, 066-069, 071-079, 084-089, 100-136)	-	-	-	-	-	-
28 Malignant neoplasms, including neoplasms of lymphatic and haematopoietic tissues (140-209)	32	11	21	6	3	3
29 Benign neoplasms and neoplasms of unspecified nature (210-239)	1	1	-	-	-	-
30 Diabetes Mellitus (250)	6	1	5	-	-	-
31 Avitaminoses & other nutritional deficiency (260-269)	-	-	-	-	-	-
32 Anemias (280-285)	-	-	-	-	-	-
33 Nonmeningococcal meningitis (320)	1	-	1	-	-	-
34 Active rheumatic fever (390-392)	-	-	-	-	-	-
35 Chronic rheumatic heart disease (393-398)	-	-	-	-	-	-
36 Hypertensive disease (400-404)	4	1	3	-	-	-
37 Ischaemic heart disease (410-414)	60	40	20	16	10	6
38 Other forms of heart disease (420-429)	5	1	4	-	-	-
39 Cerebrovascular disease (430-438)	42	19	23	6	4	2
40 General arteriosclerosis (440)	3	2	1	1	1	-
41 Other diseases of arteries, arterioles, & capillaries (441-448)	4	1	3	-	-	-
42 Influenza (470-474)	1	-	1	1	1	-
43 Pneumonia (480-486)	5	3	2	3	3	-
44 Bronchitis, emphysema and asthma (466, 490-493)	9	8	1	-	-	-
45 Other diseases of the respiratory system (450-465, 500-519)	1	1	-	-	-	-
46 Peptic ulcer (531-533)	2	-	2	-	-	-
47 Appendicitis (540-543)	-	-	-	-	-	-
48 Intestinal obstruction and hernia (550-553, 560)	-	-	-	-	-	-
49 Gastritis, duodenitis, enteritis & colitis (535, 561, 563)	-	-	-	-	-	-
50 Cirrhosis of liver (571)	3	3	-	-	-	-
51 Nephritis and nephrosis (580-584)	3	2	1	-	-	-
52 Hyperplasia of prostate (600)	1	-	1	-	-	-
53 Complications of pregnancy, childbirth and the puerperium (630-678)	-	-	-	-	-	-
54 Congenital anomalies (740-759)	1	-	1	-	-	-
55 Birth injuries, difficult labor and other anoxic and hypoxic conditions (764-768, 772, 776)	1	-	1	1	-	1
56 Other causes of neonatal mortality (760-763, 769-771, 773-775, 777-779)	1	1	-	-	-	-
57 Symptoms and ill-defined conditions (780-796)	4	1	3	4	1	3
58 All other diseases (residual)	17	10	7	6	5	1
59 Motor vehicle accidents (E810-E823)	11	6	5	2	-	2
60 All other accidents (E800-E807, E825-E949)	4	2	2	5	3	2
61 Suicides (E950-E959)	4	4	-	-	-	-
62 Homicides (E960-E969)	3	1	2	2	1	1
63 Legal intervention (E970-E978)	-	-	-	-	-	-
64 All other external injuries (E980-E999)	1	-	1	-	-	-

TABLE XIV VITAL STATISTICS, BY CITY, BY RACE, GEORGIA, 1970

ITEM	TIFTON						TOCOSA						
	Number			Rate or Ratio*			Number			Rate or Ratio*			
	Total	White	Non-White	Total	White	Non-White	Total	White	Non-White	Total	White	Non-White	
1 Estimated population as of July 1,													1
LIVE BIRTHS													
2 Total	282	205	77	141	106	35	2
3 Delivered in hospital	265	204	61	94.0%	99.5%	79.2%	141	106	35	100.0%	100.0%	100.0%	3
4 Delivered in home by physician	2	1	1	0.7%	0.5%	1.3%	-	-	-	0%	0%	0%	4
5 Delivered by midwife	15	-	15	5.3%	0%	19.5%	-	-	-	0%	0%	0%	5
6 Other deliveries	-	-	-	0%	0%	0%	-	-	-	0%	0%	0%	6
7 Immature births	20	15	5	70.9	73.2	64.9	10	8	2	70.9	75.5	57.1	7
8 Live births to unwed mothers	29	7	22	102.8	34.1	285.7	15	3	12	106.4	28.3	342.9	8
FETAL DEATHS													
9 Total	12	7	5	42.6	34.1	64.9	2	1	1	14.2	9.4	28.6	9
10 Under 20 weeks gestation	4	4	-	14.2	19.5	0	1	1	-	7.1	9.4	0	10
11 20-27 weeks gestation	2	1	1	7.1	4.9	13.0	-	-	-	0	0	0	11
12 28 weeks and more	3	-	3	10.6	0	39.0	1	-	1	7.1	0	28.6	12
13 Unknown length of gestation	3	2	1	10.6	9.8	13.0	-	-	-	0	0	0	13
DEATHS													
14 Total, all ages	93	74	19	94	77	17	14
15 Under 1 year	4	3	1	14.2	14.6	13.0	6	6	-	42.6	56.6	0	15
16 Under 28 days	3	3	-	10.6	14.6	0	5	5	-	35.5	47.2	0	16
17 Deaths from immaturity	-	-	-	0	0	0	-	-	-	0	0	0	17
18 1-4 years **	-	-	-	0	0	0	-	-	-	0	0	0	18
19 Maternal deaths	-	-	-	0	0	0	-	-	-	0	0	0	19
CAUSE OF DEATH													
20 Dysentery (004,006,007,009)	-	-	-	1	1	-	20
21 Tuberculosis, all forms (010-019)	-	-	-	2	1	1	21
22 Meningococcal infections (036)	-	-	-	-	-	-	22
23 Acute infectious encephalitis (062-065)	-	-	-	-	-	-	23
24 Infectious Hepatitis (070)	-	-	-	-	-	-	24
25 Typhus and other rickettsioses (080-083)	-	-	-	-	-	-	25
26 Venereal disease (090-099)	-	-	-	-	-	-	26
27 All other diseases classified as Infective and parasitic (000-003, 005, 008, 020-035, 037-061, 066-069, 071-079, 084-089, 100-136)	1	1	-	2	1	1	27
28 Malignant neoplasms, including neoplasms of lymphatic and haematopoietic tissues (140-209)	23	16	7	6	5	1	28
29 Benign neoplasms and neoplasms of unspecified nature (210-239)	1	-	1	1	1	-	29
30 Diabetes Mellitus (250)	1	-	1	1	1	-	30
31 Avitaminoses & other nutritional deficiency (260-269)	-	-	-	-	-	-	31
32 Anemias (280-285)	-	-	-	-	-	-	32
33 Nonmeningococcal meningitis (320)	-	-	-	-	-	-	33
34 Acute rheumatic fever (390-392)	-	-	-	-	-	-	34
35 Chronic rheumatic heart disease (393-398)	-	-	-	2	2	-	35
36 Hypertensive disease (400-404)	-	-	-	-	-	-	36
37 Ischaemic heart disease (410-414)	26	24	2	28	25	3	37
38 Other forms of heart disease (420-429)	3	3	-	-	-	-	38
39 Cerebrovascular disease (430-438)	11	8	3	13	9	4	39
40 General arteriosclerosis (440)	1	1	-	1	1	1	40
41 Other diseases of arteries, arterioles, & capillaries (441-448)	3	2	1	3	2	1	41
42 Influenza (470-474)	1	1	-	-	-	-	42
43 Pneumonia (480-486)	2	1	1	8	8	-	43
44 Bronchitis, emphysema and asthma (465, 490-493)	-	-	-	-	-	-	44
45 Other diseases of the respiratory system (460-465, 500-519)	-	-	-	1	1	-	45
46 Peptic ulcer (531-533)	-	-	-	-	-	-	46
47 Appendicitis (540-543)	-	-	-	-	-	-	47
48 Intestinal obstruction and hernia (550-553, 560)	1	1	-	-	-	-	48
49 Gastritis, duodenitis, enteritis & colitis (535, 561, 563)	-	-	-	-	-	-	49
50 Cirrhosis of liver (571)	2	2	-	1	-	1	50
51 Nephritis and nephrosis (580-584)	1	-	1	2	2	-	51
52 Hyperplasia of prostate (600)	-	-	-	-	-	-	52
53 Complications of pregnancy, childbirth and the puerperium (630-678)	-	-	-	-	-	-	53
54 Congenital anomalies (740-759)	-	-	-	2	2	-	54
55 Birth injuries, difficult labor and other anoxic and hypoxic conditions (764-768, 772, 776)	-	-	-	2	2	-	55
56 Other causes of neonatal mortality (760-763, 769-771, 773-775, 777-779)	2	2	-	1	1	-	56
57 Symptoms and ill-defined conditions (780-796)	-	-	-	-	-	-	57
58 All other diseases (residual)	8	8	-	3	1	2	58
59 Motor vehicle accidents (E810-E823)	2	1	1	5	5	-	59
60 All other accidents (E800-E807, E825-E949)	3	2	1	5	4	1	60
61 Suicides (E950-E959)	-	-	-	1	1	-	61
62 Homicides (E960-E969)	1	1	-	3	2	1	62
63 Legal intervention (E970-E978)	-	-	-	-	-	-	63
64 All other external injuries (E980-E999)	-	-	-	-	-	-	64

TABLE XIV VITAL STATISTICS, BY CITY, BY RACE, GEORGIA, 1970

ITEM	VALDOSTA						VIDALIA						
	Number			Rate or Ratio*			Number			Rate or Ratio*			
	Total	White	Non-White	Total	White	Non-White	Total	White	Non-White	Total	White	Non-White	
1 Estimated population as of July 1,													1
LIVE BIRTHS													
2 Total	778	465	313	179	109	70	2
3 Delivered in hospital	740	463	277	95.1%	99.6%	88.5%	148	108	40	82.7%	99.1%	57.1%	3
4 Delivered in home by physician	2	1	1	0.3%	0.2%	0.3%	1	-	1	0.6%	0%	1.4%	4
5 Delivered by midwife	36	1	35	4.6%	0.2%	11.2%	30	1	29	16.8%	0.9%	41.4%	5
6 Other deliveries	-	-	-	0%	0%	0%	-	-	-	0%	0%	0%	6
7 Immature births	69	21	48	88.7	45.2	153.4	16	7	9	89.4	64.2	128.6	7
8 Live births to unwed mothers	87	5	81	111.8	12.9	258.8	29	6	23	162.0	55.0	328.6	8
FETAL DEATHS													
9 Total	27	15	12	34.7	32.3	38.3	11	4	7	61.5	36.7	100.0	9
10 Under 20 weeks gestation	17	11	6	21.9	23.7	19.2	2	2	-	11.2	18.3	0	10
11 20-27 weeks gestation	6	1	5	7.7	2.2	16.0	-	-	-	0	0	0	11
12 28 weeks and more	4	3	1	5.1	6.5	3.2	7	2	5	39.1	18.3	71.4	12
13 Unknown length of gestation	-	-	-	0	0	0	2	-	2	11.2	0	28.6	13
DEATHS													
14 Total, all ages	296	180	116	104	73	31	14
15 Under 1 year	12	6	6	15.4	12.9	19.2	5	3	2	27.9	27.5	28.6	15
16 Under 28 days	9	6	3	11.6	12.9	9.6	4	2	2	22.3	18.3	28.6	16
17 Deaths from immaturity	3	-	3	5.9	0	9.6	1	-	1	5.6	0	14.3	17
18 1-4 years **	4	2	2	-	-	-	-	-	-	-	-	-	18
19 Maternal deaths	-	-	-	0	0	0	-	-	-	0	0	0	19
CAUSE OF DEATH													
20 Dysentery (004,006,007,009)	1	1	-	-	-	-	20
21 Tuberculosis, all forms (010-019)	-	-	-	-	-	-	21
22 Meningococcal infections (036)	-	-	-	-	-	-	22
23 Acute infectious encephalitis (062-065)	-	-	-	-	-	-	23
24 Infectious Hepatitis (070)	-	-	-	-	-	-	24
25 Typhus and other rickettsioses (080-083)	-	-	-	-	-	-	25
26 Venereal disease (090-099)	-	-	-	-	-	-	26
27 All other diseases classified as infective and parasitic (000-003, 005, 008, 020-035, 037-061, 066-069, 071-079, 084-089, 100-136)	2	-	2	-	-	-	27
28 Malignant neoplasms, including neoplasms of lymphatic and haematopoietic tissues (140-209)	39	23	16	11	8	3	28
29 Benign neoplasms and neoplasms of unspecified nature (210-239)	-	-	-	-	-	-	29
30 Diabetes Mellitus (250)	2	-	2	1	-	1	30
31 Avitaminoses & other nutritional deficiency (260-269)	-	-	-	-	-	-	31
32 Anemias (280-285)	-	-	-	-	-	-	32
33 Nonmeningococcal meningitis (320)	-	-	-	-	-	-	33
34 Active rheumatic fever (390-392)	-	-	-	-	-	-	34
35 Chronic rheumatic heart disease (393-398)	2	2	-	-	-	-	35
36 Hypertensive disease (400-404)	7	5	2	-	-	-	36
37 Ischaemic heart disease (410-414)	66	55	11	37	32	5	37
38 Other forms of heart disease (420-429)	56	23	33	-	-	-	38
39 Cerebrovascular disease (430-438)	32	19	13	20	11	9	39
40 General arteriosclerosis (440)	3	1	2	3	2	1	40
41 Other diseases of arteries, arterioles, & capillaries (441-448)	3	2	1	-	-	-	41
42 Influenza (470-474)	2	-	2	1	1	-	42
43 Pneumonia (480-486)	8	1	7	3	3	-	43
44 Bronchitis, emphysema and asthma (466, 490-493)	4	3	1	2	2	-	44
45 Other diseases of the respiratory system (460-465, 500-519)	3	1	2	1	-	1	45
46 Peptic ulcer (531-533)	1	-	1	2	1	1	46
47 Appendicitis (540-543)	2	-	2	-	-	-	47
48 Intestinal obstruction and hernia (550-553, 560)	-	-	-	-	-	-	48
49 Gastritis, duodenitis, enteritis & colitis (535, 561, 563)	-	-	-	-	-	-	49
50 Cirrhosis of liver (571)	7	3	4	2	2	-	50
51 Nephritis and nephrosis (580-584)	-	-	-	-	-	-	51
52 Hyperplasia of prostate (600)	-	-	-	-	-	-	52
53 Complications of pregnancy, childbirth and the puerperium (630-678)	-	-	-	-	-	-	53
54 Congenital anomalies (740-759)	4	3	1	2	2	-	54
55 Birth injuries, difficult labor and other anoxic and hypoxic conditions (764-768, 772, 776)	1	1	-	2	1	1	55
56 Other causes of neonatal mortality (760-763, 769-771, 773-775, 777-779)	4	1	3	1	-	1	56
57 Symptoms and ill-defined conditions (780-796)	2	2	-	-	-	-	57
58 All other diseases (residual)	17	12	5	9	5	4	58
59 Motor vehicle accidents (E810-E823)	13	11	2	2	-	2	59
60 All other accidents (E800-E807, E825-E949)	9	7	2	2	1	1	60
61 Suicides (E950-E959)	1	1	-	1	1	-	61
62 Homicides (E960-E969)	5	3	2	2	1	1	62
63 Legal intervention (E970-E978)	-	-	-	-	-	-	63
64 All other external injuries (E980-E999)	-	-	-	-	-	-	64

TABLE XIV VITAL STATISTICS, BY CITY, BY RACE, GEORGIA, 1970

150

ITEM	VILLA RICA						WARNER ROBINS						
	Number			Rate or Ratio*			Number			Rate or Ratio*			
	Total	White	Non-White	Total	White	Non-White	Total	White	Non-White	Total	White	Non-White	
1 Estimated population as of July 1,													1
LIVE BIRTHS													
2 Total	75	61	14	821	706	115	2
3 Delivered in hospital	75	61	14	100.0%	100.0%	100.0%	807	706	101	98.3%	100.0%	87.8%	3
4 Delivered in home by physician	-	-	-	0%	0%	0%	1	-	1	0.1%	0%	0.9%	4
5 Delivered by midwife	-	-	-	0%	0%	0%	13	-	13	1.6%	0%	11.3%	5
6 Other deliveries	-	-	-	0%	0%	0%	-	-	-	0%	0%	0%	6
7 Immature births	-	-	-	0	0	0	63	46	17	76.7	65.2	147.8	7
8 Live births to unwed mothers	3	1	2	40.0	16.4	142.9	49	18	31	59.7	25.5	269.6	8
FETAL DEATHS													
9 Total	-	-	-	0	0	0	30	27	3	36.5	38.2	26.1	9
10 Under 20 weeks gestation	-	-	-	0	0	0	16	15	1	19.5	21.2	8.7	10
11 20-27 weeks gestation	-	-	-	0	0	0	3	2	1	3.7	2.8	8.7	11
12 28 weeks and more	-	-	-	0	0	0	9	8	1	11.0	11.3	8.7	12
13 Unknown length of gestation	-	-	-	0	0	0	2	2	-	2.4	2.8	0	13
DEATHS													
14 Total, all ages	53	45	8	165	149	16	14
15 Under 1 year	3	2	1	40.0	32.8	71.4	12	8	4	14.6	11.3	34.8	15
16 Under 28 days	2	1	1	26.7	16.4	71.4	10	7	3	12.2	9.9	26.1	16
17 Deaths from immaturity	-	-	-	0	0	0	1	1	-	1.2	1.4	0	17
18 1-4 years **	-	-	-	-	-	-	3	3	-	-	-	-	18
19 Maternal deaths	-	-	-	0	0	0	-	-	-	0	0	0	19
CAUSE OF DEATH													
20 Dysentery (004,006,007,009)	1	1	-	1	1	-	20
21 Tuberculosis, all forms (010-019)	1	-	1	1	1	-	21
22 Meningococcal infections (036)	-	-	-	-	-	-	22
23 Acute infectious encephalitis (062-065)	-	-	-	-	-	-	23
24 Infectious Hepatitis (070)	-	-	-	1	1	-	24
25 Typhus and other rickettsioses (080-083)	-	-	-	-	-	-	25
26 Venereal disease (090-099)	-	-	-	-	-	-	26
27 All other diseases classified as infective and parasitic (000-003, 005, 008, 020-025, 037-061, 066-069, 071-079, 084-089, 100-136)	2	2	-	-	-	-	27
28 Malignant neoplasms, including neoplasms of lymphatic and haematopoietic tissues (140-209)	7	6	1	24	22	2	28
29 Benign neoplasms and neoplasms of unspecified nature (210-239)	-	-	-	2	2	-	29
30 Diabetes Mellitus (250)	-	-	-	5	5	-	30
31 Avitaminoses & other nutritional deficiency (260-269)	-	-	-	-	-	-	31
32 Anemias (280-285)	-	-	-	-	-	-	32
33 Nonmeningococcal meningitis (320)	-	-	-	1	1	-	33
34 Active rheumatic fever (390-392)	-	-	-	-	-	-	34
35 Chronic rheumatic heart disease (393-398)	1	1	-	1	1	-	35
36 Hypertensive disease (400-404)	-	-	-	-	-	-	36
37 Ischaemic heart disease (410-414)	12	12	-	36	34	2	37
38 Other forms of heart disease (420-429)	1	1	-	6	6	-	38
39 Cerebrovascular disease (430-438)	12	10	2	24	20	4	39
40 General arteriosclerosis (440)	-	-	-	2	2	-	40
41 Other diseases of arteries, arterioles, & capillaries (441-448)	1	1	-	-	-	-	41
42 Influenza (470-474)	1	1	-	-	-	-	42
43 Pneumonia (480-486)	-	-	-	4	4	-	43
44 Bronchitis, emphysema and asthma (466, 490-493)	-	-	-	1	1	-	44
45 Other diseases of the respiratory system (460-465, 500-519)	-	-	-	1	1	-	45
46 Peptic ulcer (531-533)	2	2	-	-	-	-	46
47 Appendicitis (540-543)	-	-	-	-	-	-	47
48 Intestinal obstruction and hernia (550-553, 560)	-	-	-	2	-	2	48
49 Gastritis, duodenitis, enteritis & colitis (535, 561, 563)	-	-	-	-	-	-	49
50 Cirrhosis of liver (571)	1	1	-	5	5	-	50
51 Nephritis and nephrosis (580-584)	1	1	-	1	1	-	51
52 Hyperplasia of prostate (600)	-	-	-	1	1	-	52
53 Complications of pregnancy, childbirth and the puerperium (630-678)	-	-	-	-	-	-	53
54 Congenital anomalies (740-759)	-	-	-	3	3	-	54
55 Birth injuries, difficult labor and other anoxic and hypoxic conditions (764-768, 772, 776)	1	1	-	6	3	3	55
56 Other causes of neonatal mortality (760-763, 769-771, 773-775, 777-779)	1	-	1	2	2	-	56
57 Symptoms and ill-defined conditions (780-796)	-	-	-	3	2	1	57
58 All other diseases (residual)	1	1	-	12	11	1	58
59 Motor vehicle accidents (E810-E823)	-	-	-	9	9	-	59
60 All other accidents (E800-E807, E825-E949)	2	2	-	2	2	-	60
61 Suicides (E950-E959)	-	-	-	5	5	-	61
62 Homicides (E960-E969)	4	1	3	4	3	1	62
63 Legal Intervention (E970-E978)	-	-	-	-	-	-	63
64 All other external injuries (E980-E999)	1	1	-	-	-	-	64

TABLE XIV VITAL STATISTICS, BY CITY, BY RACE, GEORGIA, 1970

ITEM	WASHINGTON						WAYCROSS						
	Number			Rate or Ratio*			Number			Rate or Ratio*			
	Total	White	Non-White	Total	White	Non-White	Total	White	Non-White	Total	White	Non-White	
1 Estimated population as of July 1,	0	0	0				0	0	0				1
LIVE BIRTHS													
2 Total	54	29	25	402	229	173	2
3 Delivered in hospital	53	29	24	98.1%	100.0%	96.0%	400	229	171	99.5%	100.0%	98.8%	3
4 Delivered in home by physician	1	-	1	1.9%	0%	4.0%	1	-	1	0.2%	0%	0.6%	4
5 Delivered by midwife	-	-	-	0%	0%	0%	1	-	1	0.2%	0%	0.6%	5
6 Other deliveries	-	-	-	0%	0%	0%	-	-	-	0%	0%	0%	6
7 Immature births	12	5	7	222.2	172.4	280.0	41	15	26	102.0	65.5	150.3	7
8 Live births to unwed mothers	10	1	9	185.2	34.5	360.0	80	8	72	199.0	34.9	416.2	8
FETAL DEATHS													
9 Total	1	1	-	18.5	34.5	0	19	8	11	47.3	34.9	63.6	9
10 Under 20 weeks gestation	-	-	-	0	0	0	9	5	4	22.4	21.8	23.1	10
11 20-27 weeks gestation	-	-	-	0	0	0	3	1	2	7.5	4.4	11.6	11
12 28 weeks and more	1	1	-	18.5	34.5	0	7	2	5	17.4	8.7	28.9	12
13 Unknown length of gestation	-	-	-	0	0	0	-	-	-	0	0	0	13
DEATHS													
14 Total, all ages	60	25	35	286	181	105	14
15 Under 1 year	5	4	1	92.6	137.9	40.0	4	3	1	10.0	13.1	5.8	15
16 Under 28 days	5	4	1	92.6	137.9	40.0	3	2	1	7.5	8.7	5.8	16
17 Deaths from immaturity	1	-	1	18.5	0	40.0	-	-	-	0	0	0	17
18 1-4 years **	-	-	-	-	-	-	2	-	2	-	-	-	18
19 Maternal deaths	-	-	-	0	0	0	-	-	-	0	0	0	19
CAUSE OF DEATH													
20 Dementia (004,006,007,009)	-	-	-	-	-	-	20
21 Tuberculosis, all forms (010-019)	-	-	-	1	-	1	21
22 Meningococcal infections (036)	-	-	-	-	-	-	22
23 Acute infectious encephalitis (062-065)	-	-	-	-	-	-	23
24 Infectious Hepatitis (070)	-	-	-	-	-	-	24
25 Typhus and other rickettsioses (080-083)	-	-	-	-	-	-	25
26 Venereal disease (090-095)	-	-	-	1	-	1	26
27 All other diseases classified as infective and parasitic (000-003, 005, 008, 020-035, 037-061, 066-069, 071-079, 084-089, 100-136)	1	-	1	1	-	1	27
28 Malignant neoplasms, including neoplasms of lymphatic and hematopoietic tissues (140-209)	9	3	6	32	27	5	28
29 Benign neoplasms and neoplasms of unspecified nature (210-239)	-	-	-	1	1	-	29
30 Diabetes Mellitus (250)	1	-	1	9	6	3	30
31 Avitaminoses & other nutritional deficiency (260-269)	-	-	-	1	1	-	31
32 Anemias (280-285)	-	-	-	2	1	1	32
33 Nonmeningococcal meningitis (320)	-	-	-	-	-	-	33
34 Active rheumatic fever (390-392)	-	-	-	-	-	-	34
35 Chronic rheumatic heart disease (393-398)	-	-	-	2	1	1	35
36 Hypertensive disease (400-404)	1	-	1	5	2	3	36
37 Ischaemic heart disease (410-414)	19	13	6	104	66	38	37
38 Other forms of heart disease (420-429)	1	1	-	9	6	3	38
39 Cerebrovascular disease (430-438)	10	2	8	25	13	12	39
40 General arteriosclerosis (440)	6	1	5	-	-	-	40
41 Other diseases of arteries, arterioles, & capillaries (441-448)	-	-	-	5	2	3	41
42 Influenza (470-474)	-	-	-	3	-	3	42
43 Pneumonia (480-486)	1	-	1	20	8	12	43
44 Bronchitis, emphysema and asthma (466, 490-493)	1	1	-	4	4	-	44
45 Other diseases of the respiratory system (460-465, 500-519)	-	-	-	7	5	2	45
46 Peptic ulcer (531-533)	-	-	-	-	-	-	46
47 Appendicitis (540-543)	-	-	-	1	1	-	47
48 Intestinal obstruction and hernia (550-553, 560)	-	-	-	-	-	-	48
49 Gastritis, duodenitis, enteritis & colitis (535, 561, 563)	1	-	1	1	1	-	49
50 Cirrhosis of liver (571)	-	-	-	8	4	4	50
51 Nephritis and nephrosis (580-584)	-	-	-	2	-	2	51
52 Hyperplasia of prostate (600)	-	-	-	-	-	-	52
53 Complications of pregnancy, childbirth and the puerperium (630-678)	-	-	-	-	-	-	53
54 Congenital anomalies (740-759)	-	-	-	1	1	-	54
55 Birth injuries, difficult labor and other anoxic and hypoxic conditions (764-768, 772, 776)	-	-	-	1	-	1	55
56 Other causes of neonatal mortality (760-763, 769-771, 773-775, 777-779)	5	4	1	-	-	-	56
57 Symptoms and ill-defined conditions (780-796)	-	-	-	1	1	-	57
58 All other diseases (residual)	2	-	2	14	9	5	58
59 Motor vehicle accidents (E810-E823)	-	-	-	12	12	-	59
60 All other accidents (E800-E807, E825-E949)	1	-	1	10	7	3	60
61 Suicides (E950-E959)	-	-	-	2	1	1	61
62 Homicides (E960-E969)	1	-	1	1	1	-	62
63 Legal intervention (E970-E978)	-	-	-	-	-	-	63
64 All other external injuries (E980-E999)	-	-	-	-	-	-	64

TABLE XIV VITAL STATISTICS, BY CITY, BY RACE, GEORGIA, 1970

ITEM	WAYNESBORO						WEST POINT						
	Number			Rate or Ratio*			Number			Rate or Ratio*			
	Total	White	Non-White	Total	White	Non-White	Total	White	Non-White	Total	White	Non-White	
1 Estimated population as of July 1,	0	0	0				0	0	0				1
LIVE BIRTHS													
2 Total	123	36	87	86	34	52	2
3 Delivered in hospital	117	36	81	95.1%	100.0%	93.1%	79	34	45	91.9%	100.0%	86.5%	3
4 Delivered in home by physician	-	-	-	0%	0%	0%	-	-	-	0%	0%	0%	4
5 Delivered by midwife	6	-	6	4.9%	0%	6.9%	6	-	6	7.0%	0%	11.5%	5
6 Other deliveries	-	-	-	0%	0%	0%	1	-	1	1.2%	0%	1.9%	6
7 Immature births	9	2	7	73.2	55.6	80.5	8	3	5	93.0	88.2	96.2	7
8 Live births to unwed mothers	33	-	33	268.3	0	379.3	16	2	14	186.0	58.8	269.2	8
FETAL DEATHS													
9 Total	2	2	-	16.3	55.6	0	1	-	1	11.6	0	19.2	9
10 Under 20 weeks gestation	1	1	-	8.1	27.8	0	-	-	-	0	0	0	10
11 20-27 weeks gestation	1	1	-	8.1	27.8	0	1	-	1	11.6	0	19.2	11
12 28 weeks and more	-	-	-	0	0	0	-	-	-	0	0	0	12
13 Unknown length of gestation	-	-	-	0	0	0	-	-	-	0	0	0	13
DEATHS													
14 Total, all ages	82	27	55	48	26	20	14
15 Under 1 year	3	1	2	24.4	27.8	23.0	1	1	-	11.6	29.4	0	15
16 Under 28 days	2	1	1	16.3	27.8	11.5	1	1	-	11.6	29.4	0	16
17 Deaths from immaturity	-	-	-	0	0	0	-	-	-	0	0	0	17
18 1-4 years **	2	1	1	-	-	-	-	-	-	-	-	-	18
19 Maternal deaths	-	-	-	0	0	0	-	-	-	0	0	0	19
CAUSE OF DEATH													
20 Dysentery (004,006,007,009)	-	-	-	-	-	-	20
21 Tuberculosis, all forms (010-019)	-	-	-	-	-	-	21
22 Meningococcal Infections (036)	-	-	-	-	-	-	22
23 Acute Infectious encephalitis (062-065)	-	-	-	-	-	-	23
24 Infectious Hepatitis (070)	-	-	-	-	-	-	24
25 Typhus and other rickettsioses (080-083)	-	-	-	-	-	-	25
26 Venereal disease (090-099)	-	-	-	-	-	-	26
27 All other diseases classified as infective and parasitic (000-003, 005, 008, 020-035, 037-061, 066-069, 071-079, 084-089, 100-136)	-	-	-	-	-	-	27
28 Malignant neoplasms, including neoplasms of lymphatic and haematopoietic tissues (140-209)	12	4	8	4	2	2	28
29 Benign neoplasms and neoplasms of unspecified nature (210-239)	1	-	1	-	-	-	29
30 Diabetes Mellitus (250)	4	1	3	1	-	1	30
31 Avitaminoses & other nutritional deficiency (260-269)	-	-	-	-	-	-	31
32 Anemias (280-285)	-	-	-	-	-	-	32
33 Nonmeningococcal meningitis (320)	1	1	-	-	-	-	33
34 Active rheumatic fever (390-392)	-	-	-	-	-	-	34
35 Chronic rheumatic heart disease (393-398)	-	-	-	-	-	-	35
36 Hypertensive disease (400-404)	6	2	4	1	-	1	36
37 Ischaemic heart disease (410-414)	21	7	14	18	11	7	37
38 Other forms of heart disease (420-429)	2	-	2	-	-	-	38
39 Cerebrovascular disease (430-438)	17	5	12	9	7	2	39
40 General arteriosclerosis (440)	-	-	-	-	-	-	40
41 Other diseases of arteries, arterioles, & capillaries (441-448)	-	-	-	2	2	-	41
42 Influenza (470-474)	1	-	1	-	-	-	42
43 Pneumonia (480-486)	1	-	1	-	-	-	43
44 Bronchitis, emphysema and asthma (466, 490-493)	1	1	-	1	1	-	44
45 Other diseases of the respiratory system (460-465, 500-519)	1	1	-	-	-	-	45
46 Peptic ulcer (531-533)	-	-	-	-	-	-	46
47 Appendicitis (540-543)	-	-	-	-	-	-	47
48 Intestinal obstruction and hernia (550-553, 560)	-	-	-	-	-	-	48
49 Gastritis, duodenitis, enteritis & colitis (535, 561, 563)	-	-	-	-	-	-	49
50 Cirrhosis of liver (571)	-	-	-	-	-	-	50
51 Nephritis and nephrosis (580-584)	-	-	-	-	-	-	51
52 Hyperplasia of prostate (600)	-	-	-	-	-	-	52
53 Complications of pregnancy, childbirth and the puerperium (630-678)	-	-	-	-	-	-	53
54 Congenital anomalies (740-759)	2	1	1	-	-	-	54
55 Birth injuries, difficult labor and other anoxic and hypoxic conditions (764-768, 772, 776)	1	1	-	1	1	-	55
56 Other causes of neonatal mortality (760-763, 769-771, 773-775, 777-779)	-	-	-	-	-	-	56
57 Symptoms and ill-defined conditions (780-796)	-	-	-	-	-	-	57
58 All other diseases (residual)	-	-	-	2	1	1	58
59 Motor vehicle accidents (E810-E823)	5	1	4	2	1	1	59
60 All other accidents (E800-E807, E825-E949)	3	1	2	2	-	2	60
61 Suicides (E950-E959)	1	1	-	-	-	-	61
62 Homicides (E960-E969)	2	-	2	3	-	3	62
63 Legal Intervention (E970-E978)	-	-	-	-	-	-	63
64 All other external injuries (E980-E999)	-	-	-	-	-	-	64

TABLE XIV VITAL STATISTICS, BY CITY, BY RACE, GEORGIA, 1970

ITEM	WINDER					
	Number			Rate or Ratio*		
	Total	White	Non-White	Total	White	Non-White
1 Estimated population as of July 1,						
LIVE BIRTHS						
2 Total	127	97	30
3 Delivered in hospital	127	97	30	100.0%	100.0%	100.0%
4 Delivered in home by physician	-	-	-	0%	0%	0%
5 Delivered by midwife	-	-	-	0%	0%	0%
6 Other deliveries	-	-	-	0%	0%	0%
7 Immature births	11	7	4	86.6	72.2	133.3
8 Live births to unwed mothers	15	3	12	118.1	30.9	400.0
FETAL DEATHS						
9 Total	2	2	-	15.7	20.6	0
10 Under 20 weeks gestation	1	1	-	7.9	10.3	0
11 20-27 weeks gestation	-	-	-	0	0	0
12 28 weeks and more	1	1	-	7.9	10.3	0
13 Unknown length of gestation	-	-	-	0	0	0
DEATHS						
14 Total, all ages	82	67	15
15 Under 1 year	5	2	3	39.4	20.6	100.0
16 Under 28 days	2	1	1	15.7	10.3	33.3
17 Deaths from immaturity	1	-	1	7.9	0	33.3
18 1-4 years **	-	-	-	-	-	-
19 Maternal deaths	-	-	-	0	0	0
CAUSE OF DEATH						
20 Dysentery (004,006,007,009)	-	-	-
21 Tuberculosis, all forms (010-019)	-	-	-
22 Meningococcal infections (036)	-	-	-
23 Acute Infectious encephalitis (062-065)	-	-	-
24 Infectious Hepatitis (070)	-	-	-
25 Typhus and other rickettsioses (080-083)	-	-	-
26 Venereal disease (090-099)	-	-	-
27 All other disease: classified as infective and parasitic (000-003, 005, 008, 020-035, 037-061, 065-069, 071-079, 084-089, 100-136)	-	-	-
28 Malignant neoplasms, including neoplasms of lymphatic and haematopoietic tissues (140-209)	12	11	1
29 Benign neoplasms and neoplasms of unspecified nature (210-239)	-	-	-
30 Diabetes Mellitus (250)	-	-	-
31 Avitaminoses & other nutritional deficiency (260-269)	-	-	-
32 Anemias (280-285)	-	-	-
33 Nonmeningococcal meningitis (320)	-	-	-
34 Active rheumatic fever (390-392)	-	-	-
35 Chronic rheumatic heart disease (393-398)	-	-	-
36 Hypertensive disease (400-404)	1	1	-
37 Ischaemic heart disease (410-414)	28	22	6
38 Other forms of heart disease (420-429)	1	-	1
39 Cerebrovascular disease (430-439)	12	12	-
40 General arteriosclerosis (440)	-	-	-
41 Other diseases of arteries, arterioles, & capillaries (441-448)	1	1	-
42 Influenza (470-474)	3	2	1
43 Pneumonia (480-486)	4	2	2
44 Bronchitis, emphysema and asthma (466, 490-493)	-	-	-
45 Other diseases of the respiratory system (460-465, 500-519)	1	1	-
46 Peptic ulcer (531-533)	-	-	-
47 Appendicitis (540-543)	-	-	-
48 Intestinal obstruction and hernia (550-553, 560)	-	-	-
49 Gastritis, duodenitis, enteritis & colitis (535, 561, 563)	-	-	-
50 Cirrhosis of liver (571)	-	-	-
51 Nephritis and nephrosis (580-584)	-	-	-
52 Hyperplasia of prostate (600)	-	-	-
53 Complications of pregnancy, childbirth and the puerperium (630-678)	-	-	-
54 Congenital anomalies (740-759)	2	2	-
55 Birth injuries, difficult labor and other anoxic and hypoxic conditions (764-768, 772, 776)	-	-	-
56 Other causes of neonatal mortality (760-763, 769-771, 773-775, 777-779)	1	-	1
57 Symptoms and ill-defined conditions (780-796)	-	-	-
58 All other diseases (residual)	8	8	-
59 Motor vehicle accidents (E810-E823)	3	3	-
60 All other accidents (E800-E807, E825-E949)	3	2	1
61 Suicides (E950-E959)	-	-	-
62 Homicides (E960-E-969)	2	-	2
63 Legal Intervention (E970-E978)	-	-	-
64 All other external injuries (E980-E999)	-	-	-

* Rates and ratios: live birth rates are per 1,000 estimated population; deaths all ages and deaths by cause of death are per 100,000 estimated population; maternal death ratios are per 10,000 live births and all other rates are per 1,000 live births.

** No rate can be computed on deaths in 1 - 4 years age group by county because estimated population for that age group is not available.

NOTE: Rates on total deaths and total live births by city cannot be computed because no estimates of city population were made for 1970.

Table XV
 NUMBER OF PHYSICIANS IN PRIVATE PRACTICE AND AVERAGE NUMBER OF PERSONS PER PHYSICIAN,
 BY COUNTY, GEORGIA, 1970

County	Physicians	Average Number Persons Per Physician *	County	Physicians	Average Number Persons Per Physician *
TOTAL	3,221	1,391	Jeff Davis	3	3,133
Appling	5	2,540	Jefferson	6	2,867
Atkinson	-	...	Jenkins	2	4,150
Bacon	4	2,050	Johnson	2	3,850
Baker	-	...	Jones	1	12,300
Baldwin	12	2,067	Lamar	4	2,675
Banks	1	6,800	Lanier	3	1,633
Barrow	7	2,414	Laurens	16	1,994
Bartow	8	4,100	Lee	-	...
Ben Hill	5	2,640	Liberty	2	7,100
Berrien	4	2,850	Lincoln	1	5,900
Bibb	158	895	Long	-	...
Bleckley	2	5,150	Lowndes	43	1,226
Brantley	-	...	Lumpkin	3	2,933
Brooks	5	2,740	Macon	5	2,540
Bryan	1	6,500	Madison	2	6,800
Bulloch	10	3,140	Marion	2	2,550
Burke	7	2,600	McDuffie	6	2,550
Butts	1	10,100	McIntosh	1	7,400
Calhoun	3	2,200	Meriwether	5	3,800
Camden	7	1,629	Miller	3	2,133
Candler	4	1,600	Mitchell	6	3,150
Carroll	25	1,828	Monroe	3	3,667
Catoosa	11	2,591	Montgomery	2	3,050
Charlton	2	2,850	Morgan	4	2,475
Chatham	189	947	Murray	2	6,550
Chattahoochee	-	...	Muscogee	120	1,269
Chattooga	6	3,433	Newton	8	3,300
Cherokee	9	3,478	Oconee	1	8,000
Clarke	61	1,062	Oglethorpe	1	7,600
Clay	2	1,800	Paulding	4	4,400
Clayton	17	5,865	Peach	8	2,000
Clinch	2	3,200	Pickens	6	1,600
Cobb	142	1,387	Pierce	4	2,325
Coffee	7	3,257	Fike	1	7,300
Colquitt	15	2,133	Polk	14	2,121
Columbia	4	5,450	Pulaski	5	1,620
Cook	5	2,420	Putnam	2	4,200
Coweta	21	1,543	Quitman	-	...
Crawford	1	5,700	Rabun	5	1,660
Crisp	9	2,011	Randolph	4	2,175
Dade	2	4,950	Richmond	144	938
Dawson	-	...	Rockdale	3	6,133
Decatur	9	2,422	Schley	-	...
DeKalb	282	1,482	Screven	5	2,500
Dodge	9	1,733	Seminole	5	1,420
Dooly	3	3,467	Spalding	31	1,277
Dougherty	53	1,626	Stephens	21	971
Douglas	6	4,833	Stewart	3	2,167
Early	5	2,540	Sumter	17	1,588
Echols	-	...	Talbot	1	6,600
Effingham	2	6,850	Taliaferro	-	...
Elbert	9	1,911	Tattnall	2	6,800
Emanuel	5	3,640	Taylor	4	1,975
Evans	3	2,433	Telfair	5	2,280
Fannin	3	4,467	Terrell	5	2,280
Fayette	3	3,833	Thomas	38	887
Floyd	67	1,081	Tift	19	1,432
Forsyth	5	3,420	Toombs	8	2,400
Franklin	8	1,600	Towns	2	2,300
Fulton	958	624	Treutlen	2	2,800
Gilmer	3	3,000	Troup	41	1,083
Glascocock	1	2,300	Turner	3	2,900
Glynn	47	1,017	Twiggs	2	4,100
Gordon	8	2,963	Union	-	...
Grady	3	5,933	Upson	17	1,382
Greene	5	2,040	Walker	15	3,387
Gwinnett	17	4,312	Walton	10	2,350
Habersham	8	2,475	Ware	32	1,047
Hall	44	1,357	Warren	2	3,350
Hancock	3	3,000	Washington	9	1,933
Haralson	5	3,200	Wayne	10	1,790
Harris	4	2,875	Webster	-	...
Hart	4	3,950	Wheeler	1	4,600
Heard	2	2,700	White	3	2,600
Henry	4	5,975	Whitfield	37	1,500
Houston	24	2,404	Wilcox	2	3,500
Irwin	4	2,000	Wilkes	5	2,040
Jackson	6	3,533	Wilkinson	2	4,700
Jasper	2	2,900	Worth	7	2,100

* Physicians as of March, 1970; Population as of July 1, 1970.

Table XVI
ESTIMATED TOTAL POPULATION BY RACE, SEX AND AGE, GEORGIA, JULY 1, 1970

Age Group	Total	White			Nonwhite		
		Total	Male	Female	Total	Male	Female
TOTAL, ALL AGES	4,608,700	3,403,900	1,672,700	1,731,200	1,204,800	566,600	638,200
Under 1 Year	88,900	62,300	31,900	30,400	26,600	13,200	13,400
1 - 4 Years	335,700	228,800	117,200	111,600	106,900	53,100	53,800
5 - 9 Years	472,200	323,300	165,400	157,900	148,900	74,500	74,400
10-14 Years	482,800	330,600	169,400	161,200	152,200	76,300	75,900
15-19 Years	444,300	322,800	165,000	157,800	121,500	59,200	62,300
20-24 Years	418,700	304,200	154,000	150,200	114,500	55,200	59,300
25-29 Years	334,500	259,400	129,700	129,700	75,100	34,700	40,400
30-34 Years	273,600	212,100	106,100	106,000	61,500	28,400	33,100
35-39 Years	261,800	204,300	101,100	103,200	57,500	25,300	32,200
40-44 Years	256,600	200,300	99,100	101,200	56,300	24,800	31,500
45-49 Years	247,500	194,400	94,800	99,600	53,100	23,700	29,400
50-54 Years	238,900	187,600	91,500	96,100	51,300	22,900	28,400
55-59 Years	207,700	159,300	76,000	83,300	48,400	21,900	26,500
60-64 Years	176,700	135,400	62,300	73,100	41,300	18,000	23,300
65-69 Years	134,000	101,400	41,700	59,700	32,600	13,500	19,100
70-74 Years	101,900	77,100	31,700	45,400	24,800	10,300	14,500
75 and Over	132,900	100,600	35,800	64,800	32,300	11,600	20,700

SOURCE: U. S. Census, 1970; State Planning Bureau

Table XVII
TOTAL POPULATION BY CENSUS YEARS BY AGE AND RACE, GEORGIA, 1920-1970

Age	Number						Per Cent Distribution					
	1970	1960	1950	1940	1930	1920	1970	1960	1950	1940	1930	1920
Total												
Total, all ages	4,589,575	3,943,116	3,444,578	3,123,723	2,908,506	2,895,832	100.0	100.0	100.0	100.0	100.0	100.0
Under 5 years	422,858	471,901	422,486	313,122	316,404	363,229	9.2	11.9	12.3	10.0	10.9	12.5
5 - 14 years	951,156	851,848	666,501	644,065	692,770	747,685	20.7	21.6	19.3	20.6	23.8	25.8
15 - 24 years	859,499	602,765	567,999	633,048	622,962	580,363	18.7	15.3	16.5	20.3	21.4	20.0
25 - 44 years	1,121,629	1,013,165	1,005,559	897,303	744,444	737,099	24.4	25.7	29.2	28.7	25.6	25.5
45 - 64 years	867,062	712,776	562,378	477,471	416,804	362,405	18.9	18.1	16.3	15.3	14.3	12.5
65 years & over	367,371	290,661	219,655	158,714	113,278	102,111	8.0	7.4	6.4	5.1	3.9	3.5
Not reported	-	-	-	-	1,844	2,940	0	0	0	0	0.1	0.1
White												
Total, all ages	3,387,516	2,817,223	2,380,577	2,038,278	1,837,021	1,689,114	100.0	100.0	100.0	100.0	100.0	100.0
Under 5 years	289,621	308,752	276,321	193,741	200,353	217,864	8.5	11.0	11.6	9.5	10.9	12.9
5 - 14 years	650,609	567,780	431,958	401,814	427,296	423,031	19.2	20.2	18.1	19.8	23.3	25.0
15 - 24 years	623,958	427,490	385,584	403,636	376,348	323,636	18.4	15.2	16.2	19.8	20.5	19.2
25 - 44 years	871,958	766,114	722,534	597,165	482,449	443,295	25.7	27.2	30.4	29.3	26.3	26.2
45 - 64 years	673,492	531,801	409,754	336,232	271,590	214,251	19.9	18.9	17.2	16.5	14.8	12.7
65 years & over	277,878	215,286	154,426	105,690	78,022	65,896	8.2	7.6	6.5	5.1	4.2	3.9
Not reported	-	-	-	-	963	1,141	0	0	0	0	0.1	0.1
Nonwhite												
Total, all ages	1,202,059	1,125,893	1,064,001	1,085,445	1,071,485	1,206,718	100.0	100.0	100.0	100.0	100.0	100.0
Under 5 years	133,237	163,149	146,165	119,381	116,051	145,365	11.1	14.5	13.7	11.0	10.8	12.0
5 - 14 years	300,547	284,068	234,543	242,251	265,474	324,654	25.0	25.2	22.0	22.3	24.8	26.9
15 - 24 years	235,541	175,275	182,415	229,412	246,614	256,727	19.6	15.6	17.1	21.1	23.0	21.3
25 - 44 years	249,671	247,051	283,025	300,138	261,995	293,804	20.8	21.9	26.6	27.7	24.5	24.3
45 - 64 years	193,570	180,975	152,624	141,239	145,214	148,154	16.1	16.1	14.3	13.0	13.6	12.3
65 years & over	89,493	75,375	65,229	53,024	35,256	36,215	7.4	6.7	6.1	4.9	3.3	3.0
Not reported	-	-	-	-	881	1,799	0	0	0	0	0.1	0.1

SOURCE: U.S. Census 1920, 1930, 1940, 1950, 1960, 1970.

Table XVIII
MARRIAGES BY RACE, BY COUNTY OF APPLICATION AND DIVORCES AND ANNULMENTS BY COUNTY OF OCCURRENCE,
GEORGIA, 1970

County	Marriages		Divorces Total	Annulments Total	Unknown Total	
	Total	White				Nonwhite
TOTAL	63,896	50,718	13,178	18,547	72	30
Appling	185	155	30	46	2	-
Atkinson	96	83	13	15	-	-
Bacon	158	147	11	36	-	-
Baker	48	28	20	9	-	-
Baldwin	218	133	85	122	-	-
Banks	73	72	1	-	-	-
Barrow	160	129	31	16	-	-
Bartow	369	321	48	161	-	-
Ben Hill	152	116	36	57	-	2
Berrien	195	174	21	49	1	-
Bibb	1,419	991	428	755	4	-
Elleckley	126	104	22	39	-	-
Brantley	124	119	5	20	-	-
Brooks	309	181	128	25	-	-
Bryan	82	60	22	15	-	-
Bulloch	215	156	59	91	1	1
Burke	132	45	87	42	-	-
Butts	104	66	38	20	-	-
Calhoun	39	22	17	-	-	-
Camden	2,726	2,334	392	45	1	-
Candler	59	34	25	14	-	-
Carroll	471	391	80	147	-	-
Catoosa	3,466	3,075	391	115	3	1
Charlton	2,957	2,438	519	20	-	-
Chattham	1,457	1,068	389	1,129	3	4
Chattahoochee	28	22	6	12	-	-
Chattooga	198	177	21	85	1	-
Cherokee	232	226	6	77	-	-
Clarke	661	475	186	171	1	2
Clay	73	28	45	4	-	-
Clayton	1,017	972	45	227	-	-
Clinch	105	86	19	30	-	1
Cobb	1,991	1,909	82	1,134	6	-
Coffee	334	259	75	92	1	-
Colquitt	361	285	76	115	1	-
Columbia	78	63	15	24	-	-
Cook	103	91	12	50	-	-
Coweta	376	273	103	113	-	-
Crawford	57	23	34	3	-	-
Crisp	170	114	56	44	-	-
Dade	2,438	2,351	87	37	-	-
Dawson	41	41	-	15	-	-
Decatur	967	673	294	26	1	-
DeKalb	4,190	3,665	525	1,763	7	-
Dodge	161	137	24	48	-	-
Dooly	86	51	35	20	1	-
Dougherty	1,135	788	347	406	-	-
Douglas	262	236	26	32	-	-
Early	108	75	33	23	-	-
Echols	220	196	24	2	-	-
Effingham	117	78	39	14	-	-
Elbert	114	78	36	37	-	-
Emanuel	226	162	64	45	-	-
Evans	104	74	30	11	-	-
Fannin	208	208	-	22	-	-
Fayette	99	89	10	15	-	-
Floyd	655	569	86	253	1	-
Forsyth	118	118	-	46	-	-
Franklin	166	150	16	14	-	-
Fulton	7,972	5,012	2,960	3,347	16	11
Gilmer	85	84	1	17	-	-
GlascocK	54	25	29	2	-	-
Glynn	650	527	123	285	-	-
Gordon	245	238	7	131	-	1
Grady	979	893	86	50	-	-
Greene	61	29	32	19	-	-
Gwinnett	690	656	34	173	-	-
Habersham	132	131	1	67	-	-
Hall	482	425	57	269	-	-
Hancock	51	13	38	2	-	-
Haralson	459	432	27	52	-	-
Harris	103	70	33	17	-	1
Hart	289	243	46	15	-	-
Heard	66	58	8	9	-	-
Henry	182	125	57	74	-	-
Houston	703	622	81	299	1	-
Irwin	89	64	25	11	-	-
Jackson	207	173	34	55	-	-
Jasper	49	16	33	9	-	-

Table XVIII
MARRIAGES BY RACE, BY COUNTY OF APPLICATION AND DIVORCES AND ANNULMENTS BY COUNTY OF OCCURRENCE, (Cont'd.)
GEORGIA, 1970

County	Marriages		Divorces Total	Annulments Total	Unknown Total
	Total	White			
Jeff Davis	147	114	33	28	-
Jefferson	104	55	49	34	-
Jenkins	79	39	40	11	-
Johnson	134	93	41	29	-
Jones	95	58	37	35	-
Lamar	115	74	41	17	1
Lanier	89	69	20	23	-
Laurens	341	235	106	129	-
Lee	61	37	24	18	-
Liberty	198	156	42	29	1
Lincoln	45	29	16	14	-
Long	247	225	22	16	-
Lowndes	1,421	1,174	247	261	-
Lumpkin	67	67	-	26	-
Macon	107	42	65	27	-
Madison	94	80	14	10	-
Marion	52	24	28	5	-
McDuffie	166	85	81	44	-
McIntosh	48	26	22	20	-
Meriwether	140	81	59	35	-
Miller	49	38	11	27	-
Mitchell	231	119	112	68	-
Monroe	136	80	56	23	2
Montgomery	85	57	28	16	-
Morgan	93	54	39	19	-
Murray	235	232	3	44	1
Muscogee	1,866	1,553	313	1,103	5
Newton	246	160	86	94	-
Oconee	46	39	7	13	-
Oglethorpe	66	46	20	6	-
Paulding	226	210	16	39	1
Peach	162	65	97	42	-
Pickens	108	102	6	4	-
Pierce	153	126	27	12	-
Pike	48	32	16	18	-
Polk	324	285	39	88	-
Pulaski	90	61	29	43	-
Putnam	78	40	38	11	-
Quitman	27	12	15	4	-
Rabun	53	51	2	23	-
Randolph	86	38	48	12	-
Richmond	989	795	194	1,170	9
Rockdale	187	148	39	29	-
Schley	29	15	14	4	-
Screven	58	34	24	30	-
Seminole	1,977	1,755	222	26	1
Spalding	475	353	122	183	-
Stephens	118	103	15	-	-
Stewart	49	25	24	15	-
Sumter	286	163	123	93	-
Talbot	69	23	46	8	-
Taliaferro	20	5	15	2	-
Tattall	135	104	31	17	-
Taylor	64	44	20	16	-
Telfair	139	98	41	40	-
Terrell	125	64	61	17	-
Thomas	566	353	213	121	-
Tift	303	228	75	128	-
Toombs	217	176	41	44	-
Towns	70	70	-	2	-
Treutlen	82	63	19	8	-
Troup	469	337	132	137	1
Turner	107	74	33	29	-
Twiggs	50	21	29	19	-
Union	64	64	-	9	-
Upson	235	174	61	88	-
Walker	652	582	70	85	-
Walton	235	180	55	72	1
Ware	450	375	75	153	1
Warren	37	16	21	15	-
Washington	136	65	71	33	-
Wayne	254	206	48	91	1
Webster	18	8	10	1	-
Wheeler	38	30	8	10	-
White	66	64	2	23	-
Whitfield	480	463	17	318	1
Wilcox	77	59	18	14	-
Wilkes	68	39	29	26	-
Wilkinson	95	62	33	22	-
Worth	162	97	65	28	-

Table XIX
MARRIAGES, BY RACE AND AGE OF BRIDE, BY AGE OF GROOM, GEORGIA, 1970

Age of Bride	Age of Groom														
	Total	Under 14	14	15	16	17	18-19	20-24	25-29	30-39	40-49	50-59	60-69	70 & Over	Unk.
TOTAL	63,896	1	-	34	200	722	9,211	25,761	9,736	8,204	5,239	2,781	1,400	590	17
Under 14	26	-	-	2	4	5	6	9	-	-	-	-	-	-	-
14	160	-	-	5	20	34	61	35	5	-	-	-	-	-	-
15	553	-	-	8	50	86	234	156	15	4	-	-	-	-	-
16	3,298	-	-	7	64	198	1,640	1,237	124	25	3	-	-	-	-
17	4,458	-	-	6	37	224	1,932	2,023	194	37	5	-	-	-	-
18-19	13,915	1	-	6	22	145	4,119	8,329	1,032	227	27	6	1	-	-
20-24	20,308	-	-	-	3	26	1,126	12,342	4,773	1,711	274	48	3	1	1
25-29	6,808	-	-	-	-	2	66	1,250	2,514	2,332	548	79	16	-	1
30-39	6,851	-	-	-	-	2	21	338	978	3,065	1,939	429	67	12	-
40-49	4,319	-	-	-	-	-	2	34	86	727	2,004	1,151	262	53	-
50-59	2,111	-	-	-	-	-	1	1	12	63	393	903	609	129	-
60-69	894	-	-	-	-	-	-	1	-	11	37	153	411	281	-
70 and over	163	-	-	-	-	-	-	-	-	1	7	11	31	113	-
Unknown	32	-	-	-	-	-	3	6	3	1	2	1	-	1	15
WHITE															
TOTAL	50,718	1	-	32	159	556	7,188	20,158	7,721	6,701	4,406	2,249	1,068	465	14
Under 14	15	-	-	2	3	2	2	6	-	-	-	-	-	-	-
14	111	-	-	5	17	29	38	18	4	-	-	-	-	-	-
15	361	-	-	7	37	64	151	89	9	4	-	-	-	-	-
16	2,637	-	-	7	50	162	1,329	967	101	19	2	-	-	-	-
17	3,527	-	-	5	33	168	1,526	1,616	150	24	5	-	-	-	-
18-19	10,933	1	-	6	16	110	3,237	6,528	830	176	22	6	1	-	-
20-24	15,910	-	-	-	3	18	828	9,650	3,760	1,386	227	36	-	1	1
25-29	5,413	-	-	-	-	1	54	969	1,970	1,887	462	59	10	-	1
30-39	5,609	-	-	-	-	2	17	285	812	2,506	1,599	332	48	8	-
40-49	3,619	-	-	-	-	-	2	25	74	632	1,704	948	203	31	-
50-59	1,709	-	-	-	-	-	1	1	9	57	344	729	469	99	-
60-69	711	-	-	-	-	-	-	1	-	9	32	130	311	228	-
70 and over	139	-	-	-	-	-	-	-	-	-	7	9	26	97	-
Unknown	24	-	-	-	-	-	3	3	2	1	2	-	-	1	12
NONWHITE															
TOTAL	13,178	-	-	2	41	166	2,023	5,603	2,015	1,503	833	532	332	125	3
Under 14	11	-	-	-	1	3	4	3	-	-	-	-	-	-	-
14	49	-	-	-	3	5	23	17	1	-	-	-	-	-	-
15	192	-	-	1	13	22	83	67	6	-	-	-	-	-	-
16	661	-	-	-	14	36	311	270	23	6	1	-	-	-	-
17	931	-	-	1	4	56	406	407	44	13	-	-	-	-	-
18-19	2,982	-	-	-	6	35	882	1,801	202	51	5	-	-	-	-
20-24	4,398	-	-	-	-	8	298	2,692	1,013	325	47	12	3	-	-
25-29	1,395	-	-	-	-	1	12	281	544	445	86	20	6	-	-
30-39	1,242	-	-	-	-	-	4	53	166	559	340	97	19	4	-
40-49	700	-	-	-	-	-	-	9	12	95	300	203	59	22	-
50-59	402	-	-	-	-	-	-	-	3	6	49	174	140	30	-
60-69	183	-	-	-	-	-	-	-	-	2	5	23	100	53	-
70 and over	24	-	-	-	-	-	-	-	-	1	-	2	5	16	-
Unknown	8	-	-	-	-	-	-	3	1	-	-	1	-	-	3

Table XX
 DIVORCES AND ANNULMENTS BY GROUNDS FOR WHICH DIVORCE WAS GRANTED,
 GEORGIA, 1970

Grounds for Divorce	Total	Divorces	Annulments
TOTAL	18,649*	18,547	72
Intermarriage	-	-	-
Mental Incapacity	2	2	-
Impotency at Marriage	2	2	-
Force, Menace, Duress	6	4	2
Pregnancy Unknown to Husband	1	-	1
Adultery	48	47	1
Desertion	1,161	1,155	6
Conviction of Crime	33	33	-
Habitual Intoxication	92	92	-
Cruel Treatment	14,433	14,398	35
Incurable Insanity	3	3	-
Under Age	4	1	3
Nonsupport	3	3	-
Bigamy	11	3	8
Other	73	57	16
Not Stated	2,747	2,747	-
Unknown	-	-	-

* Thirty not stated whether divorce or annulment.



PART 2 - MORBIDITY STATISTICS

G E O R G I A

1970

DEPARTMENT OF PUBLIC HEALTH

STATE OF GEORGIA

ATLANTA

750 - 9 - 71



TABLE OF CONTENTS

	Page
SYMBOLS	iv
INTRODUCTION	v
SUMMARY	vi-xiii

SUMMARY TABLES

Table

A. Newly Reported Tuberculosis cases, number and rates, for "active or probably active" cases by race, sex and age groups, Georgia, 1970	xi
--	----

GENERAL TABLES

Table

I. Reported cases and deaths from notifiable diseases, Georgia, 1961-1970	1-2
II-A. Reported cases of notifiable diseases, by race and age, Georgia, 1970	3
II-B. Rates per 100,000 population for notifiable diseases, by race and age, Georgia, 1970	4
III-A. Estimated number of specified diseases, by month, Georgia, 1970	5
III-B. Reported cases of notifiable diseases, by month, Georgia, 1970	5
IV. Reported cases of notifiable diseases with rates per 100,000 population, by county, Georgia, 1970	6-7
V. Newly reported tuberculosis cases and deaths, by county and race, with rates per 100,000 population, Georgia, 1970	8-9

SYMBOLS USED IN THIS REPORT

- Quantity is zero in frequency table
- Data not available
- ... Rate or per cent not applicable
- 0.0 Rate or per cent more than zero but less than 0.05
- 0 Quantity is zero in rate table

INTRODUCTION

This report provides data on the reported incidence of notifiable diseases in Georgia in 1970, by county of occurrence, age and race of case, and month reported. The initial report was issued in 1948.

The statistics herein are based on cases reported by private physicians to the Division of Epidemiology. Sources of reports include county health departments, military and veterans hospitals, death certificates, the Georgia Department of Public Health Laboratories, Tuberculosis Control Service, and Venereal Disease Control Section. Cases of diphtheria, malaria, poliomyelitis, salmonellosis, shigellosis, and all zoonoses, particularly encephalitides suspected of being insect-borne, psittacosis, and rickettsial diseases, are each confirmed through investigation by the Epidemiology Branch.

Completeness of data varies with disease and locale, as reporting of cases is influenced by popular interest, availability of effective treatment, hospital procedures, and emphasis placed on reporting by local health departments. Some diseases are generally well reported, due to rarity of occurrence, registration for state-supported treatment, intensive case-finding programs, the limelight of public attention, or the use of state laboratories in connection with diagnosis. These include poliomyelitis, venereal diseases, tuberculosis, malaria, rabies, infectious hepatitis, rickettsial diseases, diphtheria, and typhoid fever. Diseases believed poorly reported are meningitis other than tuberculous or meningococcal, rheumatic fever, tetanus, influenza, measles, staphylococcal infections, streptococcal infections, and whooping cough.

These factors should be considered in the interpretation of the data in the report. Also, care must be taken in considering rates based on small numbers.

In addition to the figures compiled from official sources, another estimate of occurrence of disease in Georgia has been sought by contacting physicians. Prior to 1959, each physician in Georgia received weekly a post-paid, addressed form card, but few cards were returned. Since that year, a random 10% sample of all general practitioners and pediatricians, was chosen weekly for contact by cards. Starting in 1968, internists were included. For some of the reportable diseases and certain other notifiable diseases, the estimates made on the basis of the 1970 data thus obtained are given in Table III-B. The Epidemiology Section of the Department's annual descriptive report contains a comparison of direct and sampling reports for all notifiable diseases.

Diseases are classified according to the 8th Revision of *International Statistical Classification of Diseases, Injuries and Causes of Death*.

Other health statistics may be obtained from the Georgia Department of Public Health, Biostatistics Service, 47 Trinity Avenue, S.W., Atlanta, Georgia 30334.

SUMMARY

On the following pages are presented summaries and additional details of the data contained in General Tables.

Dysentery

The dysentery case rate in 1970 was *14.4* per 100,000 population comparing with *12.4* in 1969 and *14.8* in 1968. Shigellosis comprised *99.5%* (*659 of 662*) of the cases. The remaining 3 cases were amebiasis, a condition which rarely becomes acute, inasmuch as random surveys in Georgia have shown that 3% of the small populations tested were asymptomatic carriers.

Diphtheria

Eleven cases were reported, resulting in two deaths. This gives a death ratio of *18* percent for the year.

Only *1* of the *11* cases had been adequately immunized (primary series plus boosters). Four gave no history whatsoever of diphtheria immunization and six had received only one or two immunizations. Information was not available for one case. At least one immunization had reportedly been administered to both the children who died.

Corynebacterium diphtheriae were obtained from throat cultures in every case. All isolants were mitis type and toxigenic, except for one.

Throat swabs from family contacts yielded *13* asymptomatic carriers. With only one exception, *C. diphtheriae* mitis type, toxigenic was recovered from all the carriers. The exception was a person who was carrying a mitis type, non-toxigenic strain.

In addition to positive throat cultures, a mitis type, non-toxigenic strain was recovered from an abscess of a patient from Chatham County. Last year isolants of the same type were recovered from skin lesions of 5 Chatham County residents.

Infectious Hepatitis

There were *765* cases reported during 1970 as compared to *895* in 1969. The case rate per 100,000 was *16.6*. Included in the 1970 total were *21* cases of serum hepatitis. This gave a ratio of infectious to serum hepatitis of *35 to 1*. The ratio in 1969 was *9 to 1*. A large outbreak of drug associated hepatitis in Savannah in 1969 accounted for this lower ratio.

Approximately *56%* of the cases in 1970 were between the ages of *15-24* years, *24%* being in the *5-14* year age group and *32%* in the *15-24* year group. Age specific case rates in the younger group were *19.1* per 100,000 population and *28.2* per 100,000 in the older group.

Of the *765* cases of viral hepatitis (infectious and serum), there were *32* deaths for a death ratio of *42* deaths per 1,000 cases. The death ratio in 1969 was *27* per 1,000.

The higher death ratio for 1970 suggests that the proportion of cases of serum hepatitis was probably much greater than was actually recorded for the year.

An outbreak of infectious hepatitis occurred among retarded children at Central State Hospital in late 1969 and early 1970 which resulted in 76 cases. The outbreak was controlled by giving gamma globulin to contacts on a given ward as soon as a case appeared on that ward. Gamma globulin was administered at the rate of 0.01 ml per pound of body weight and proved very effective in preventing further clinical cases once seven days had elapsed following administration.

Meningococcal infections

There were 45 cases reported in 1970. This was the lowest number since 1963. *Thirty-eight percent* of the reported cases were less than 5 years old. The rate for this age group was 4.0 cases per 100,000 population as compared to an overall rate of 1.0.

Two cases of meningitis from *Neisseria meningitidis* Group C were reported within a single week among residents of a children's home. Considerable success in the prevention of Group C infections has recently been reported by the military through the use of a Group C meningococcal polysaccharide vaccine. This vaccine was available on an investigational basis and was given in a controlled study at the children's home. All the children eventually received the vaccine. There were no reactions to the vaccine, antibody response was good, and no further cases developed. Beginning in October 1971, the Army plans to use the Group C meningococcal vaccine as a routine immunizing agent.

Meningitis, other than meningococcal or tuberculous

Under this classification, added to the notifiable list in 1956, 89 cases were reported in 1970, or 1.9 cases per 100,000 population. *Thirty-three* cases occurred in persons under 1 year old, with a rate of 37.1 cases per 100,000 population.

Aseptic Meningitis

Beginning in mid-May 1970, an increase in cases of aseptic meningitis was noted in the Atlanta area, chiefly among patients being treated at Grady Memorial Hospital. *Seventy-five* cases were reported. Of this number, 76% were less than 15 years of age. *Twenty-one percent* were less than one year old.

Viral studies indicated that the outbreak was due to ECHO virus type 6. This agent was also recovered from spinal fluids submitted to the laboratory from aseptic meningitis patients living outside the Atlanta area.

This is the first year that aseptic meningitis has been included in this report.

Poliomyelitis

No cases have been reported since 1966 in Georgia.

Psittacosis

One case was reported in 1970. This was the first poultry associated case to be documented in the State. In prior years, cases had uniformly been associated with parakeets. In 1952, there was only one such case but as parakeets became popular household pets, the number increased. By 1955, the number of cases had risen to 14 and a regulation was adopted which required the banding of all parakeets. This enabled epidemiologists to trace infected birds and halt sales from infected aviaries until the birds could be treated. In 1956, the number of cases began to decline.

Salmonellosis

There were *930* cases reported in 1970. Of this number, *90.2%* were derived from laboratory findings on specimens submitted through private physicians. The overall case rate was *20.2* per *100,000* population. There were *120* cases less than one year old for a case rate in that group of *165.4* per 100,000. *One* death was recorded from salmonellosis.

The trend toward an increase in cases of salmonellosis continued in 1970. The number reported was up *151* cases over the *779* reported in 1969.

Two outbreaks of salmonellosis were traced to food in 1970. Home made ice cream prepared from unwashed farm eggs caused illness in *12 of 12* persons who ate this frozen dessert. Barbecued ham sold as a money making project for a highschool PTA was the offending food in the other outbreak.

The ten most common serotypes of *Salmonella* which were identified by the laboratory in connection with human infections are listed below in order of their frequency of occurrence.

- | | |
|--------------------------|-------------------------|
| 1. <u>S. typhimurium</u> | 6. <u>S. thompson</u> |
| 2. <u>S. enteritidis</u> | 7. <u>S. javiana</u> |
| 3. <u>S. heidelberg</u> | 8. <u>S. saint-paul</u> |
| 4. <u>S. newport</u> | 9. <u>S. blockley</u> |
| 5. <u>S. infantis</u> | 10. <u>S. muenchen</u> |

Shigellosis

Six hundred and fifty-nine cases were reported in 1970, resulting in an overall crude rate of *14.3* per 100,000 population. *Two* shigellosis deaths were recorded, both under 1 year of age.

Shigella serotypes by frequency of their report in 1970 are compared to 1969 in the table below. The percentages are similar for both years.

<u>Serotype</u>	Percentage	
	<u>1970</u>	<u>1969</u>
<u>S. dysenteriae</u>	.2	.2
<u>S. flexneri 1</u>	1.3	1.7
<u>S. flexneri 2</u>	15.1	17.2
<u>S. flexneri 3</u>	10.4	14.5
<u>S. flexneri 4</u>	1.6	1.3
<u>S. flexneri 6</u>	3.1	2.5
<u>S. Sonnei</u>	<u>68.3</u>	<u>62.6</u>
TOTAL	100.0%	100.0%

Tetanus

Of the *6* cases reported, *5* were first reported by death certificates. The rate was *0.1* per 100,000 population. *Two* of the cases were females, *four* were males. *One* case was a nonwhite male in the 1-4 year age group with the remainder over 60 years of age.

Tularemia

Three cases were reported, with a rate of *0.1* per 100,000 population.

Rickettsial diseases

Rocky Mountain Spotted Fever

This disease, communicated by the bite of an infected American dog tick, occurs mostly in the Northern Mountain and Piedmont sections of Georgia. *Twenty* cases were reported in 1970, with a rate of *0.4* per 100,000 population. There was *one* death from this disease.

Typhus Fever

No cases were reported in 1970. Prior to 1946, the case total ran consistently in excess of 1,000 per year.

Venereal Diseases

In 1970, there were 25,840 cases reported, compared with 26,883 in 1969, giving a decrease of 1,043 cases. The total rate, 560.7 in 1970, was less than the 1969 rate of 579.3 per 100,000 population.

Gonorrhoea, with 21,667 cases reported, comprised 84% of the reported cases of venereal diseases in 1970.

The 1970 case rate for primary and secondary syphilis was greater than the 1969 rate, (30.3 and 24.9, respectively).

Rheumatic Fever

Fourteen cases were reported in 1970, with a rate of 0.3 cases per 100,000 population; all cases were first reported from death certificates.

Tuberculosis

Table A provides numbers and rates of newly reported active and probably active cases in 1970, allowing comparison with respect to race, sex and age. The classification "active or probably active" includes cases for which tubercle bacilli were demonstrated and cases for which activity was indicated by chest X-rays, unexplained pleurisy with effusion, or clinically active extra-pulmonary tuberculosis.

The total number and rate of newly reported cases is less in 1970 than in 1969. The number decreased from 983 in 1969 to 956 in 1970 and the rate from 21.2 to 20.7.

For "active or probably active" cases in both white and nonwhite, the rate is higher for males than for females.

TUBERCULOSIS CASES, NUMBERS AND RATES, FOR "ACTIVE OR PROBABLY ACTIVE" CASES,
BY RACE, SEX AND AGE GROUPS, GEORGIA, 1970

Race and Sex	Age in Years							
	Total	Under 5	5-14	15-24	25-44	45-64	65 & Over	Unknown
<u>Number</u>								
Total, all cases	956	41	49	71	267	346	166	16
White	387	14	9	18	88	159	90	9
Male	262	6	1	10	59	126	54	6
Female	125	8	8	8	29	33	36	3
Nonwhite	569	27	40	53	179	187	76	7
Male	371	17	19	26	116	141	47	5
Female	198	10	21	27	63	46	29	2
<u>Rate per 100,000 Population</u>								
Total, all cases	20.7	9.7	5.1	8.2	23.7	39.7	45.0	...
White	11.4	4.8	1.4	2.9	10.0	23.5	32.2	...
Male	15.7	4.0	0.3	3.1	13.5	38.8	49.5	...
Female	7.2	5.6	2.5	2.6	6.6	9.4	21.2	...
Nonwhite	47.2	20.2	13.3	22.5	71.5	96.3	84.7	...
Male	65.5	25.6	12.6	22.7	102.5	163.0	132.8	...
Female	31.0	14.9	14.0	22.2	45.9	42.8	53.4	...

Typhoid Fever

Only 4 cases were reported, with no death resulting. The overall rate was 0.1 cases per 100,000 population.

A total of 4 cases of typhoid fever (etiological agent, *S. typhosa*) were documented in 1970.

Undulant Fever

Seven cases were reported in 1970, with a rate of 0.2 per 100,000 population.

Infectious encephalitis

Ten cases of infectious encephalitis, unspecified, were reported in 1970, with a rate of 0.2 cases per 100,000 population, and a fatality rate of 50.0 per 100 reported cases.

Specified communicable diseases

Morbidity data are so incomplete for the following diseases that it is of advantage to mention the mortality data also.

Disease	Reported Data		Rates per 100,000 Population	
	Cases	Deaths	Cases	Deaths
Influenza	214	160	4.6	3.5
Measles	19	4	0.4	0.1
Streptococcal Infections	811	1	17.6	0.0
Whooping cough	12	-	0.3	0
German measles	90	-	2.0	0

Scarlet fever and streptococcal sore throat are included in the streptococcal infections.

Deaths are reported by place of residence.

Rabies in Man

No cases of rabies in man have been reported since 1960.

Malaria

In 1970, *100* cases of malaria were reported. One was an unconfirmed death from malaria, the remaining cases were contracted overseas.

Leprosy

One case was reported from Fort Gordon, the infection contracted overseas.

Leptospirosis

Two cases were reported, one case from Cobb County and **1** from Spalding County.

GENERAL TABLES

Table I
 REPORTED CASES AND DEATHS FROM NOTIFIABLE DISEASES, GEORGIA, 1961-1970
 (Case and death rates are per 100,000 population, fatality ratio is per 100 reported cases)

Disease and Year	Cases		Deaths		Fatality Ratio	Disease and Year	Cases		Deaths		Fatality Ratio		
	Number	Rate	Number	Rate			Number	Rate	Number	Rate			
Diphtheria (32)	1961	64	1.6	6	0.1	9.4	Encephalitis, infectious (55)	1961	17	0.4	6	0.1	35.3
	1962	47	1.1	2	0.0	4.3		1962	26	0.6	14	0.3	53.8
	1963	26	0.6	5	0.1	19.2		1963	18	0.4	18	0.4	100.0
	1964	32	0.8	2	0.0	6.3		1964	20	0.5	14	0.3	70.0
	1965	16	0.4	1	0.0	6.3		1965	14	0.3	13	0.3	92.9
	1966	15	0.3	3	0.1	20.0		1966	17	0.4	13	0.3	76.5
	1967	6	0.1	-	0	0		1967	13	0.3	12	0.3	92.3
	1968	15	0.3	2	0.0	13.3		1968	10	0.2	7	0.2	70.0
	1969	12	0.3	-	0	0		1969	7	0.2	6	0.1	85.7
	1970	11	0.2	2	0.0	18.2		1970	10	0.2	5	0.1	50.0
Hookworm (126)	1961	6,680	166.7	-	0	0	Infectious Hepatitis (70, 999.2)	1961	771	19.2	12	0.3	1.6
	1962	5,157	125.9	1	0.0	0.0		1962	272	6.6	25	0.6	9.2
	1963	4,176	100.2	-	0	0		1963	177	4.2	27	0.6	15.3
	1964	3,818	90.4	1	0.0	0.0		1964	127	3.0	15	0.4	11.8
	1965	3,441	78.9	-	0	0		1965	166	3.8	15	0.3	9.0
	1966	2,619	58.7	-	0	0		1966	536	12.0	20	0.4	3.7
	1967	2,214	49.1	-	0	0		1967	919	20.4	23	0.5	2.5
	1968	1,453	31.8	-	0	0		1968	1,019	22.3	19	0.4	1.9
	1969	1,164	25.1	-	0	0		1969	895	19.3	24	0.5	2.7
	1970	Reporting discontinued						1970	765	16.6	32	0.7	4.2
Influenza (470-473)	1961	108	2.7	81	2.0	75.0	Meningitis, other bacterial (320)	1961	94	2.3	81	2.0	86.2
	1962	1,098	26.8	104	2.5	9.5		1962	123	3.0	70	1.7	56.9
	1963	2,313	55.5	261	6.3	11.3		1963	92	2.2	72	1.7	78.3
	1964	503	11.9	40	0.9	8.0		1964	79	1.9	60	1.4	75.9
	1965	5,423	124.4	87	2.0	1.6		1965	85	1.9	68	1.6	80.0
	1966	69	1.5	64	1.4	92.8		1966	92	2.1	72	1.6	78.3
	1967	54	1.2	47	1.0	87.0		1967	68	1.5	26	0.6	38.2
	1968	247	5.4	234	5.1	94.7		1968	77	1.7	56	1.2	72.7
	1969	335	7.2	236	5.1	70.4		1969	73	1.6	53	1.1	72.6
	1970	214	4.6	160	3.5	74.8		1970	89	1.9	64	0.7	71.9
Measles (55)	1961	496	12.4	16	0.4	3.2	Meningo-coccal infections (36)	1961	23	0.6	13	0.3	56.5
	1962	431	10.5	15	0.4	3.5		1962	32	0.8	31	0.8	96.9
	1963	226	5.4	11	0.3	4.9		1963	42	1.0	19	0.5	45.2
	1964	222	5.3	9	0.2	4.1		1964	107	2.5	39	0.9	36.4
	1965	688	15.8	16	0.4	2.3		1965	71	1.6	30	0.7	42.3
	1966	240	5.4	7	0.2	2.9		1966	105	2.4	29	0.6	27.6
	1967	71	1.6	5	0.1	7.0		1967	67	1.5	21	0.5	31.3
	1968	6	0.1	-	0	0		1968	102	2.2	34	0.7	33.3
	1969	2	0.0	1	0.0	50.0		1969	82	1.8	33	0.7	40.2
	1970	19	0.4	4	0.1	21.0		1970	45	1.0	17	0.4	37.8
Poliomyelitis (40-43)	1961	26	0.6	2	0.0	7.7	Psittacosis (73)	1961	2	0.0	-	0	0
	1962	20	0.5	1	0.0	5.0		1962	-	0	-	0	...
	1963	26	0.6	1	0.0	3.8		1963	3	0.1	-	0	0
	1964	4	0.1	2	0.0	50.0		1964	4	0.1	-	0	0
	1965	1	0.0	1	0.0	100.0		1965	-	0	-	0	...
	1966	1	0.0	-	0	0		1966	-	0	-	0	...
	1967	-	0	-	0	...		1967	-	0	-	0	...
	1968	-	0	-	0	...		1968	-	0	-	0	...
	1969	-	0	-	0	...		1969	1	0.0	-	0	0
	1970	-	0	-	0	...		1970	1	0.0	-	0	0
Rocky Mt. Spotted Fever (82.0)	1961	6	0.1	-	0	0	Rheumatic fever (390-392)	1961	14	0.3	11	0.3	78.6
	1962	10	0.2	1	0.0	10.0		1962	13	0.3	13	0.3	100.0
	1963	15	0.4	1	0.0	6.7		1963	9	0.2	9	0.2	100.0
	1964	17	0.4	1	0.0	5.9		1964	30	0.7	9	0.2	30.0
	1965	16	0.4	1	0.0	6.3		1965	22	0.5	10	0.2	45.5
	1966	22	0.5	3	0.1	13.6		1966	16	0.4	11	0.2	68.8
	1967	16	0.4	2	0.0	12.5		1967	11	0.2	11	0.2	100.0
	1968	27	0.6	1	0.0	3.7		1968	8	0.2	8	0.2	100.0
	1969	16	0.3	-	0	0		1969	89	1.9	11	0.2	12.4
	1970	20	0.4	1	0.0	5.0		1970	14	0.3	14	0.3	100.0
Salmonellosis (3)	1961	321	8.0	-	0	0	Streptococcal infection (34)	1961	204	5.1	3	0.1	1.5
	1962	357	8.7	2	0.0	0.6		1962	413	10.1	3	0.1	0.7
	1963	481	11.5	2	0.0	0.4		1963	194	4.7	3	0.1	1.5
	1964	589	13.9	3	0.1	0.5		1964	682	16.1	5	0.1	0.7
	1965	822	18.9	2	0.0	0.2		1965	745	17.1	5	0.1	0.7
	1966	605	13.6	1	0.0	0.2		1966	302	6.8	2	0.0	0.7
	1967	499	11.1	6	0.1	1.2		1967	615	13.6	2	0.0	0.3
	1968	690	15.4	2	0.0	0.3		1968	687	15.0	1	0.0	0.1
	1969	799	17.2	-	0	0		1969	422	9.1	2	0.0	0.5
	1970	930	20.2	1	0.0	0.1		1970	811	17.6	1	0.0	0.1

Table I
 REPORTED CASES AND DEATHS FROM NOTIFIABLE DISEASES, GEORGIA, 1961-1970 (Cont'd.)
 (Case and death rates are per 100,000 population, fatality ratio is per 100 reported cases)

Disease and Year	Cases		Deaths		Fatality Ratio	Disease and Year	Cases		Deaths		Fatality Ratio		
	Number	Rate	Number	Rate			Number	Rate	Number	Rate			
Shigellosis (4)	1961	502	12.5	8	0.2	1.6	Tetanus (37)	1961	33	0.8	22	0.5	66.7
	1962	499	12.2	5	0.1	1.0		1962	14	0.3	13	0.3	92.9
	1963	459	11.0	6	0.1	1.3		1963	11	0.3	9	0.2	81.8
	1964	624	14.8	9	0.2	1.4		1964	7	0.2	4	0.1	57.1
	1965	672	15.4	3	0.1	0.4		1965	13	0.3	13	0.3	100.0
	1966	663	14.9	6	0.1	0.9		1966	9	0.2	7	0.2	77.8
	1967	791	17.5	3	0.1	0.4		1967	8	0.2	6	0.1	75.0
	1968	673	14.7	4	0.1	0.6		1968	4	0.1	3	0.1	75.0
	1969	576	12.4	3	0.1	0.5		1969	8	0.2	7	0.2	87.5
	1970	659	14.3	2	0.0	0.3		1970	6	0.1	6	0.1	100.0
Tuberculosis (10-19)	1961	1,627	40.6	195	4.9	12.0	Tularemia (21)	1961	15	0.4	-	0	0
	1962	1,398	34.1	177	4.3	12.7		1962	19	0.5	-	0	0
	1963	1,369	32.8	147	3.5	10.7		1963	31	0.7	-	0	0
	1964	1,413	33.4	117	2.8	8.3		1964	14	0.3	-	0	0
	1965	1,361	31.2	153	3.5	11.2		1965	59	1.4	-	0	0
	1966	1,353	30.3	135	3.0	10.0		1966	3	0.1	-	0	0
	1967	1,223	27.1	135	3.0	11.0		1967	6	0.1	-	0	0
	1968	1,074*	23.5	114	2.5	10.6		1968	4	0.1	-	0	0
	1969	983*	21.2	121	2.6	12.3		1969	4	0.1	-	0	0
	1970	956*	20.7	118	2.6	12.3		1970	3	0.1	-	0	0
Typhoid fever (1)	1961	34	0.8	1	0.0	2.9	Typhus fever (81.0, 81.9)	1961	8	0.2	-	0	0
	1962	21	0.5	1	0.0	4.8		1962	5	0.1	1	0.0	20.0
	1963	14	0.3	1	0.0	7.1		1963	1	0.0	-	0	0
	1964	27	0.6	2	0.0	7.4		1964	1	0.0	-	0	0
	1965	14	0.3	2	0.0	14.3		1965	-	0	-	0	...
	1966	4	0.1	-	0	0		1966	-	0	-	0	...
	1967	15	0.3	3	0.1	20.0		1967	-	0	-	0	...
	1968	14	0.3	1	0.0	7.1		1968	1	0.0	1	0.0	100.0
	1969	15	0.3	-	0	0		1969	1	0.0	-	0	0
	1970	4	0.1	-	0	0		1970	-	0	-	0	...
Undulant fever (23)	1961	14	0.3	-	0	0	Whooping cough (33)	1961	12	0.3	3	0.1	25.0
	1962	14	0.3	-	0	0		1962	8	0.2	-	0	0
	1963	17	0.4	-	0	0		1963	18	0.4	8	0.2	44.4
	1964	16	0.4	-	0	0		1964	19	0.4	7	0.2	36.8
	1965	10	0.2	-	0	0		1965	26	0.6	2	0.0	7.7
	1966	7	0.2	-	0	0		1966	6	0.1	2	0.0	33.3
	1967	6	0.1	-	0	0		1967	22	0.5	1	0.0	4.5
	1968	13	0.3	-	0	0		1968	19	0.4	2	0.0	10.5
	1969	4	0.1	-	0	0		1969	9	0.2	-	0	0
	1970	7	0.2	-	0	0		1970	12	0.3	-	0	0
Syphilis, primary & secondary (91)	1961	1,049	26.2	-	0	0	Syphilis, (all other) (90, 92-97)	1961	2,710	67.6	76	1.9	2.8
	1962	988	24.1	-	0	0		1962	2,223	54.3	59	1.5	2.7
	1963	1,076	25.8	-	0	0		1963	2,065	49.5	65	1.6	3.1
	1964	1,215	28.8	-	0	0		1964	1,428	33.8	70	1.7	4.9
	1965	1,624	37.2	-	0	0		1965	1,594	36.6	52	1.2	3.3
	1966	1,523	34.1	-	0	0		1966	1,774	39.8	48	1.1	2.7
	1967	872	19.3	-	0	0		1967	1,421	31.5	49	1.1	3.4
	1968	890	19.5	-	0	0		1968	1,532	33.5	18	0.4	1.2
	1969	1,154	24.9	-	0	0		1969	2,037	43.9	22	0.5	1.1
	1970	1,397	30.3	-	0	0		1970	2,290	49.7	9	0.2	0.4
Gonorrhea (98)	1961	10,015	250.0	1	0.0	0.0	All other venereal diseases (99)	1961	364	9.1	1	0.0	0.3
	1962	10,075	245.9	2	0.0	0.0		1962	386	9.4	-	0	0
	1963	10,798	259.1	2	0.0	0.0		1963	422	10.1	1	0.0	0.2
	1964	12,893	305.2	2	0.0	0.0		1964	404	9.6	-	0	0
	1965	13,213	303.0	-	0	0		1965	155	3.6	1	0.0	0.6
	1966	15,712	352.1	4	0.1	0.0		1966	104	2.3	-	0	0
	1967	18,407	408.2	-	0	0		1967	107	2.4	-	0	0
	1968	21,200	464.1	-	0	0		1968	178	3.9	-	0	0
	1969	23,416	504.5	1	0.0	0.0		1969	276	5.9	1	0.0	0.4
	1970	21,667	559.0	1	0.0	0.0		1970	486	10.5	-	0	0

* Only "active or probably active"

Table II-B
 RATES PER 100,000 POPULATION FOR NOTIFIABLE DISEASES BY RACE AND AGE, GEORGIA, 1970

Disease	Race	Total	Under 1 Year	1 - 4 Years	5 - 9 Years	10-14 Years	15-24 Years	25-34 Years	35-44 Years	45-54 Years	55-64 Years	65-74 Years	75 Years & Over	Unknown Age
Diphtheria (32)	Total	0.2	0	1.5	0.2	0.6	0.1	0	0	0	0	0	0	...
	White	0.0	0	0	0	0.3	0	0	0	0	0	0	0	...
	Nonwhite	0.7	0	3.7	0.7	1.3	0.4	0	0	0	0	0	0	...
Infectious Hepatitis (70)	Total	16.6	1.1	6.3	18.6	19.5	28.2	16.0	10.6	5.6	7.5	3.0	5.3	...
	White	17.1	1.6	7.0	22.0	23.6	31.9	17.4	11.1	6.0	8.1	3.4	4.0	...
	Nonwhite	6.1	0	3.7	5.4	2.6	11.0	6.6	7.9	1.9	3.3	1.7	9.3	...
Meningitis, bacterial (320)	Total	1.9	37.1	5.1	1.1	0.4	0.3	0	0.4	1.2	1.8	0.8	0.8	...
	White	1.1	16.1	3.5	1.2	0.6	0.3	0	0	0.3	1.4	1.1	1.0	...
	Nonwhite	3.5	82.7	7.5	0.7	0	0.4	0	1.8	4.8	3.3	0	0	...
Meningococcal infections (36)	Total	1.0	10.1	2.4	0.2	0.2	1.4	0.5	0.2	0.2	0.5	0	1.5	...
	White	0.7	6.4	1.3	0	0	1.6	0.2	0.2	0.3	0	0	2.0	...
	Nonwhite	1.0	3.8	3.7	0.7	0.7	0.4	1.5	0	0	2.2	0	0	...
Rocky Mt. Spotted Fever (82.0)	Total	0.4	0	0.3	1.3	0.8	0	0	0.2	0.2	0.3	0.4	0	...
	White	0.4	0	0.4	1.5	0.9	0	0	0	0.3	0	0.6	0	...
	Nonwhite	0.1	0	0	0	0.7	0	0	0	0	0	0	0	...
Salmonellosis (3)	Total	20.2	165.4	45.9	13.8	5.8	6.3	7.7	6.0	8.4	6.0	3.0	6.8	...
	White	12.6	126.8	48.5	14.5	6.0	4.9	6.2	4.7	4.7	3.1	1.1	7.0	...
	Nonwhite	10.1	124.1	16.8	6.0	1.3	4.2	9.5	7.0	9.6	10.0	5.2	0	...
Shigellosis (4)	Total	14.3	19.1	37.8	9.7	2.7	2.7	3.5	1.2	0.8	0.8	0.4	0	...
	White	3.6	9.6	20.1	6.8	2.7	1.6	2.5	0.2	0.5	0	0.6	0	...
	Nonwhite	7.7	26.3	43.0	5.3	2.0	3.8	5.1	1.8	1.0	2.2	0	0	...
Streptococcal infections (34)	Total	17.6	2.2	26.8	48.3	21.7	10.2	5.6	1.2	1.0	0.8	0.8	0.8	...
	White	12.5	0	22.7	46.1	19.4	11.2	5.7	1.0	1.0	0.7	0.6	1.0	...
	Nonwhite	5.7	7.5	15.0	13.4	7.2	0.8	0	0	1.0	0	1.7	0	...
Measles (55)	Total	0.4	3.4	1.2	0.2	0.8	0.3	0.3	0	0	0	0	0	...
	White	0.3	3.2	0.4	0	0.6	0.5	0.4	0	0	0	0	0	...
	Nonwhite	0.2	3.8	0.9	0.7	0	0	0	0	0	0	0	0	...
Gonorrhea (98)	Total	559.0	15.7	17.6	12.7	41.2	1,955.2	999.8	232.6	70.1	19.0	9.3	3.0	...
	White	120.4	3.2	8.3	5.6	6.0	401.3	218.0	52.9	19.9	7.1	2.8	2.0	...
	Nonwhite	1,798.4	45.1	37.4	28.2	117.6	6,083.5	3,698.4	871.7	253.8	58.0	29.6	6.2	...
Syphilis, primary & secondary (91)	Total	30.3	0	0	0.6	5.4	91.4	65.0	23.1	8.8	3.4	0.4	0	...
	White	2.1	0	0	0	0	4.5	4.5	3.5	2.1	0.3	0	0	...
	Nonwhite	109.9	0	0	2.0	17.1	322.5	273.8	93.1	33.5	13.4	1.7	0	...
Syphilis, other (90, 92-97)	Total	49.7	3.4	0.3	0	2.9	55.9	59.7	54.4	68.5	90.5	60.2	10.5	...
	White	12.7	0	0	0	0	4.3	10.6	13.8	19.4	33.3	23.5	6.0	...
	Nonwhite	154.1	11.2	0.9	0	9.2	192.8	229.1	198.6	248.1	278.7	174.2	24.8	...
Other Venereal diseases (99)	Total	10.5	0	0	1.5	63.0	11.7	9.2	2.3	0.8	0.3	0	0	...
	White	1.0	0	0	0	8.8	0.5	0.4	0	0	0	0	0	...
	Nonwhite	37.5	0	0	4.7	180.7	41.5	39.5	10.5	3.8	1.1	0	0	...

Table III-A
ESTIMATED NUMBER OF SPECIFIED DISEASES BY MONTH,
GEORGIA, 1970

Cases	Total	Jan.	Feb.	Mar.	Apr.	May	June	July	Aug.	Sept.	Oct.	Nov.	Dec.
Amebiasis (006)	120	-	10	20	-	40	-	10	-	-	10	10	20
Aseptic meningitis (045.9)	320	10	10	10	-	20	50	60	30	70	20	40	-
Conjunctivitis, infectious (078.1)	6,900	460	330	560	570	480	550	1,020	520	640	750	400	620
Diphtheria (032)	40	-	-	-	-	-	-	-	-	10	-	-	30
German measles (056)	2,320	120	120	320	360	570	180	170	40	30	60	80	270
Infectious hepatitis (070)	1,800	150	60	70	120	120	200	170	130	220	170	240	150
Influenza (470-473)	83,870	10,630	43,780	20,400	610	730	240	530	390	530	2,060	760	3,210
Leptospirosis (100)	-	-	-	-	-	-	-	-	-	-	-	-	-
Measles (055)	1,290	100	100	200	210	190	140	90	30	10	50	30	140
Meningococcal infections (036)	130	10	30	-	-	-	10	10	20	10	-	10	30
Mumps (072)	5,130	320	420	620	620	720	340	310	270	160	300	410	640
Salmonellosis (003)	730	20	30	80	40	40	80	140	70	100	40	80	10
Shigellosis (004)	250	-	10	30	10	-	40	30	30	-	60	30	10
Staphylococcosis													
Pulmonary (482.3)	300	10	10	80	20	30	10	20	-	10	10	60	40
Superficial (680.9)	11,370	760	360	690	620	570	880	1,430	1,330	1,660	1,730	600	740
Wound (038.1)	3,620	350	110	240	440	240	420	210	600	170	390	240	210
Streptococcosis													
Rheumatic fever (390)	660	130	70	40	40	30	40	70	30	20	60	30	100
Scarlet fever and strept throat (034)	52,130	4,730	3,930	5,670	4,270	3,930	3,080	3,510	3,000	4,080	4,850	4,480	6,600
Tetanus (037)	30	-	-	-	-	-	-	-	10	-	10	-	-
Tularemia (021)	-	-	-	-	-	-	-	-	-	-	-	-	-
Typhoid fever (001)	10	-	-	-	-	-	-	-	10	-	-	-	-
Undulant fever (023)	-	-	-	-	-	-	-	-	-	-	-	-	-
Whooping cough (033)	450	50	30	-	20	10	40	150	10	90	20	20	10

Table III-B
REPORTED CASES OF NOTIFIABLE DISEASES BY MONTH, GEORGIA, 1970

Cases	Total	Jan.	Feb.	Mar.	Apr.	May	June	July	Aug.	Sept.	Oct.	Nov.	Dec.
Aseptic meningitis (45.9)	75	-	-	-	-	-	36	30	2	2	4	1	-
Amebiasis (006)	3	1	-	1	-	1	-	-	-	-	-	-	-
Diphtheria (032)	11	1	-	-	-	-	-	2	-	2	3	3	-
German Measles (056)	90	7	4	8	20	11	7	4	6	6	5	10	2
Infectious Hepatitis (070, 999.2)	765	124	70	46	51	65	62	50	82	63	58	65	29
Influenza (470-473)	214	8	93	44	5	1	-	2	4	27	14	2	14
Leptospirosis (100)	2	-	-	-	-	-	-	-	1	-	1	-	-
Malaria (084)*	100	9	5	7	12	11	16	-	5	7	5	10	13
Measles (055)	19	-	2	-	4	6	2	1	-	7	3	1	-
Meningitis, unspecified (320)	89	9	10	14	12	6	2	3	8	9	4	6	6
Meningococcal infections (036)	45	9	11	2	3	1	1	2	2	3	1	6	4
Mumps (072)	1	-	-	-	-	-	-	-	-	1	-	-	-
Poliomyelitis (040-043)	-	-	-	-	-	-	-	-	-	-	-	-	-
Psittacosis (073)	1	-	-	-	-	-	-	-	1	-	-	-	-
Rabies in man (071)	-	-	-	-	-	-	-	-	-	-	-	-	-
Rheumatic fever (390-392)	7	-	1	2	-	-	1	1	-	-	-	-	2
Rocky Mt. Spotted Fever (082)	20	-	-	-	-	6	2	3	7	2	-	-	-
Salmonellosis (003)	930	42	33	46	52	73	102	109	130	96	112	52	83
Shigellosis (004)	659	39	35	49	35	34	37	60	56	71	90	67	86
Streptococcal inf. (034)	811	49	61	48	59	73	29	30	32	73	121	129	107
Tetanus (037)	6	-	-	-	1	1	-	3	-	-	-	1	-
Tularemia (021)	3	-	-	-	1	1	-	1	-	-	-	-	-
Typhoid fever (001)	4	-	-	-	-	1	2	-	1	-	-	-	-
Typhus fever (081)	-	-	-	-	-	-	-	-	-	-	-	-	-
Undulant fever (023)	7	-	-	-	-	4	1	-	-	1	1	-	-
Whooping cough (033)	12	-	-	-	1	-	4	3	1	2	1	-	-

* Contracted outside U. S.

Table IV
 REPORTED CASES OF SELECTED NOTIFIABLE DISEASES WITH RATES PER 100,000 POPULATION
 BY COUNTY, GEORGIA, 1970

County	Infectious Hepatitis		Meningococcal Infections		Salmonella		Shigella	
	Number	Rate	Number	Rate	Number	Rate	Number	Rate
TOTAL	765	16.6	45	1.0	930	20.2	659	14.3
Appling	4	31.5	-	0	-	0	-	0
Atkinson	-	0	-	0	-	0	-	0
Bacon	1	12.2	-	0	3	36.6	-	0
Baker	-	0	-	0	-	0	-	0
Baldwin	11	44.4	-	0	11	44.4	2	8.1
Banks	-	0	-	0	-	0	1	14.7
Barrow	3	17.8	-	0	5	29.6	-	0
Bartow	33	100.6	-	0	-	0	2	6.1
Ben Hill	4	30.3	-	0	6	45.5	-	0
Berrien	3	26.3	-	0	7	61.4	1	8.8
Bibb	28	19.8	6	4.2	150	106.1	68	48.1
Bleckley	1	9.7	-	0	7	68.0	-	0
Brantley	-	0	-	0	-	0	-	0
Brooks	-	0	-	0	-	0	-	0
Bryan	2	30.8	-	0	1	15.4	-	0
Bulloch	7	22.3	-	0	-	0	-	0
Burke	4	22.0	-	0	1	5.5	-	0
Butts	1	9.9	-	0	-	0	-	0
Calhoun	-	0	-	0	-	0	-	0
Camden	7	61.4	-	0	2	17.5	-	0
Candler	-	0	-	0	3	46.9	-	0
Carroll	8	17.5	-	0	-	0	1	2.2
Catoosa	4	14.0	-	0	-	0	-	0
Charlton	-	0	-	0	1	17.5	-	0
Chatham	57	31.8	2	1.1	12	6.7	-	0
Chattahoochee	-	0	-	0	-	0	-	0
Chattooga	2	9.7	-	0	2	9.7	-	0
Cherokee	10	31.9	-	0	1	3.2	-	0
Clarke	2	3.1	-	0	15	23.1	5	7.7
Clay	-	0	-	0	-	0	-	0
Clayton	40	40.1	-	0	21	21.1	7	7.0
Clinch	1	15.6	-	0	-	0	-	0
Cobb	49	24.9	2	1.0	24	12.2	7	3.6
Coffee	7	30.7	-	0	12	52.6	-	0
Colquitt	1	3.1	-	0	3	9.4	9	28.1
Columbia	-	0	-	0	2	9.2	-	0
Cook	1	8.3	-	0	1	8.3	-	0
Coweta	1	3.1	-	0	5	15.4	5	15.4
Crawford	-	0	-	0	1	17.5	-	0
Crisp	1	5.5	-	0	2	11.0	6	33.1
Dade	2	20.2	-	0	5	50.5	-	0
Dawson	-	0	-	0	-	0	-	0
Decatur	1	4.6	-	0	-	0	-	0
DeKalb	14	3.3	1	0.2	48	11.5	14	3.3
Dodge	5	32.1	-	0	5	32.1	11	70.5
Dooly	-	0	-	0	1	9.6	-	0
Dougherty	1	1.2	-	0	20	23.2	5	5.8
Douglas	18	62.1	-	0	2	6.9	1	3.4
Early	-	0	-	0	1	7.9	1	7.9
Echols	-	0	-	0	-	0	-	0
Effingham	1	7.3	-	0	-	0	-	0
Elbert	2	11.6	-	0	-	0	-	0
Emanuel	1	5.5	-	0	-	0	-	0
Evans	-	0	-	0	-	0	5	68.5
Fannin	-	0	-	0	-	0	-	0
Fayette	-	0	-	0	1	8.7	1	8.7
Floyd	19	26.2	2	2.8	4	5.5	3	4.1
Forsyth	-	0	-	0	-	0	-	0
Franklin	-	0	-	0	1	7.8	-	0
Fulton	114	19.1	9	1.5	261	43.7	351	58.7
Gilmer	-	0	-	0	1	11.1	-	0
Glascock	-	0	-	0	-	0	-	0
Glynn	6	12.6	1	2.1	28	58.6	2	4.2
Gordon	20	84.4	-	0	2	8.4	-	0
Grady	-	0	-	0	-	0	-	0
Greene	-	0	-	0	-	0	-	0
Gwinnett	24	32.7	1	1.4	5	6.8	-	0
Habersham	-	0	-	0	-	0	1	5.1
Hall	-	0	-	0	20	33.5	3	5.0
Hancock	-	0	-	0	-	0	-	0
Haralson	1	6.3	-	0	-	0	-	0
Harris	1	8.7	-	0	-	0	1	8.7
Hart	-	0	-	0	-	0	-	0
Heard	-	0	-	0	-	0	-	0
Henry	1	4.2	-	0	4	16.7	1	4.2
Houston	3	5.2	-	0	3	5.2	3	5.2
Irwin	2	25.0	-	0	2	25.0	-	0
Jackson	4	18.9	-	0	1	4.7	-	0
Jasper	-	0	-	0	-	0	-	0

Table IV
 REPORTED CASES OF SELECTED NOTIFIABLE DISEASES WITH RATES PER 100,000 POPULATION
 BY COUNTY, GEORGIA, 1970 (Cont'd.)

County	Infectious Hepatitis		Meningococcal Infections		Salmonella		Shigellosis	
	Number	Rate	Number	Rate	Number	Rate	Number	Rate
Jeff Davis	-	0	-	0	3	31.9	2	21.3
Jefferson	1	5.8	-	0	-	0	-	0
Jenkins	2	24.1	-	0	-	0	-	0
Johnson	-	0	-	0	-	0	-	0
Jones	-	0	-	0	2	16.3	-	0
Lamar	-	0	-	0	-	0	-	0
Lanier	1	20.4	-	0	-	0	-	0
Laurens	1	3.1	-	0	1	3.1	-	0
Lee	1	14.1	-	0	1	14.1	-	0
Liberty	2	14.1	-	0	-	0	-	0
Lincoln	1	16.9	-	0	3	50.8	-	0
Long	-	0	-	0	-	0	-	0
Lowndes	4	7.6	-	0	4	7.6	4	7.6
Lumpkin	1	11.4	-	0	-	0	-	0
Macon	1	7.9	-	0	-	0	-	0
Madison	-	0	-	0	1	7.4	-	0
Marion	-	0	-	0	1	19.6	1	19.6
McDuffie	-	0	1	6.5	3	19.6	-	0
McIntosh	1	13.5	-	0	-	0	-	0
Meriwether	-	0	-	0	-	0	-	0
Miller	-	0	-	0	-	0	-	0
Mitchell	-	0	-	0	4	21.2	4	21.2
Monroe	-	0	-	0	1	9.1	-	0
Montgomery	-	0	-	0	-	0	-	0
Morgan	-	0	-	0	1	10.1	-	0
Murray	13	99.2	-	0	1	7.6	-	0
Muscogee	14	9.2	2	1.3	5	3.3	5	3.3
Newton	3	11.4	-	0	1	3.8	1	3.8
Oconee	-	0	-	0	4	50.0	2	25.0
Oglethorpe	-	0	-	0	1	13.2	-	0
Paulding	3	17.0	-	0	2	11.4	-	0
Peach	1	6.3	-	0	-	0	2	12.5
Pickens	6	62.5	-	0	3	31.3	-	0
Pierce	-	0	2	21.5	1	10.8	1	10.8
Pike	-	0	-	0	-	0	1	13.7
Polk	18	60.6	-	0	2	6.7	-	0
Pulaski	-	0	-	0	-	0	3	37.0
Putnam	1	11.9	-	0	-	0	-	0
Quitman	-	0	-	0	-	0	-	0
Rabun	-	0	-	0	-	0	-	0
Randolph	-	0	-	0	-	0	1	11.5
Richmond	23	17.0	3	2.2	31	23.0	39	28.9
Rockdale	3	16.3	-	0	1	5.4	-	0
Schley	2	64.5	-	0	-	0	-	0
Screven	2	16.0	-	0	4	32.0	1	8.0
Seminole	-	0	-	0	2	28.2	-	0
Spalding	7	17.7	-	0	11	27.8	2	5.1
Stephens	-	0	-	0	3	14.7	-	0
Stewart	-	0	-	0	1	15.4	-	0
Sumter	3	11.1	1	3.7	1	3.7	6	22.2
Talbot	-	0	-	0	-	0	-	0
Taliaferro	-	0	-	0	-	0	-	0
Tattnall	1	7.4	-	0	8	58.8	1	7.4
Taylor	-	0	-	0	1	12.7	-	0
Telfair	35	307.0	-	0	6	52.6	-	0
Terrell	-	0	-	0	9	78.9	-	0
Thomas	4	11.9	-	0	9	26.7	-	0
Tift	-	0	1	3.7	28	102.9	3	11.0
Toombs	1	5.2	1	5.2	1	5.2	1	5.2
Towns	-	0	-	0	-	0	-	0
Treutlen	-	0	-	0	-	0	-	0
Troup	1	2.3	-	0	-	0	3	6.8
Turner	1	11.5	-	0	9	103.4	1	11.5
Twiggs	-	0	-	0	7	85.4	3	36.6
Union	3	44.1	-	0	-	0	-	0
Upson	5	21.3	-	0	2	8.5	-	0
Walker	12	23.6	-	0	6	11.8	3	5.9
Walton	5	21.3	-	0	1	4.3	3	12.8
Ware	-	0	-	0	4	11.9	-	0
Warren	-	0	-	0	-	0	-	0
Washington	2	11.5	-	0	7	40.2	3	17.2
Wayne	-	0	-	0	4	22.3	-	0
Webster	-	0	-	0	1	43.5	-	0
Wheeler	5	108.7	-	0	-	0	1	21.7
White	-	0	-	0	-	0	-	0
Whitfield	14	25.2	1	1.8	8	14.4	-	0
Wilcox	-	0	-	0	2	28.6	2	28.6
Wilkes	1	9.8	-	0	-	0	-	0
Wilkinson	1	10.6	1	10.6	1	10.6	-	0
Worth	2	13.6	-	0	4	27.2	1	6.8
Institutions	7	...	-	...	-	...	42	...
Military	17	...	8	...	-	...	-	...

Table V
NEWLY REPORTED ACTIVE OR PROBABLY ACTIVE TUBERCULOSIS CASES AND DEATHS, BY COUNTY AND RACE,
WITH RATES PER 100,000 POPULATION, GEORGIA, 1970

County	Cases (County of Occurrence)						Deaths (County of Residence)					
	Number			Rate			Number			Rate		
	Total	White	Non-White	Total	White	Non-White	Total	White	Non-White	Total	White	Non-White
TOTAL	956	387	569	20.7	11.4	47.2	118	53	65	2.6	1.6	5.4
Appling	1	1	-	7.9	10.0	0	-	-	-	0	0	0
Atkinson	-	-	-	0	0	0	-	-	-	0	0	0
Bacon	2	-	2	24.4	0	181.8	-	-	-	0	0	0
Baker	-	-	-	0	0	0	-	-	-	0	0	0
Baldwin	4	2	2	16.1	13.0	21.3	-	-	-	0	0	0
Banks	-	-	-	0	0	0	-	-	-	0	0	0
Barrow	2	1	1	11.8	7.1	34.5	-	-	-	0	0	0
Bartow	3	1	2	9.1	3.5	45.5	1	1	-	3.0	3.5	0
Ben Hill	-	-	-	0	0	0	-	-	-	0	0	0
Berrien	1	1	-	8.8	10.2	0	-	-	-	0	0	0
Bibb	52	18	34	36.8	19.4	70.1	10	2	8	7.1	2.2	16.5
Bleckley	-	-	-	0	0	0	-	-	-	0	0	0
Brantley	-	-	-	0	0	0	-	-	-	0	0	0
Brooks	6	1	5	43.8	13.7	78.1	1	-	1	7.3	0	15.6
Bryan	1	-	1	15.4	0	52.6	1	1	-	15.4	21.7	0
Bulloch	2	2	-	6.4	10.0	0	-	-	-	0	0	0
Burke	7	1	6	38.5	13.9	54.5	1	-	1	5.5	0	9.1
Butts	6	4	2	59.4	70.2	45.5	-	-	-	0	0	0
Calhoun	1	-	1	15.2	0	24.4	-	-	-	0	0	0
Camden	1	1	-	8.8	14.3	0	-	-	-	0	0	0
Candler	-	-	-	0	0	0	-	-	-	0	0	0
Carroll	4	2	2	8.8	5.3	26.0	2	1	1	4.4	2.6	13.0
Catoosa	7	7	-	24.6	25.0	0	2	2	-	7.0	7.1	0
Charlton	1	1	-	17.5	26.3	0	1	-	1	17.5	0	52.6
Chatham	50	16	34	27.9	13.8	54.2	7	1	6	3.9	0.9	9.6
Chattahoochee	-	-	-	0	0	0	-	-	-	0	0	0
Chattooga	10	6	4	48.5	32.4	190.5	1	1	-	4.9	5.4	0
Cherokee	6	5	1	19.2	16.7	71.4	-	-	-	0	0	0
Clarke	11	6	5	17.0	11.6	37.9	-	-	-	0	0	0
Clay	3	1	2	83.3	71.4	90.9	-	-	-	0	0	0
Clayton	7	5	2	7.0	5.3	41.7	-	-	-	0	0	0
Clinch	2	2	-	31.3	45.5	0	-	-	-	0	0	0
Cobb	15	11	4	7.6	5.8	47.6	2	2	-	1.0	1.1	0
Coffee	5	1	4	21.9	5.9	67.8	1	-	1	4.4	0	16.9
Colquitt	5	2	3	15.6	8.2	40.0	1	1	-	3.1	4.1	0
Columbia	9	2	7	41.3	11.8	142.9	-	-	-	0	0	0
Cook	1	1	-	8.3	12.0	0	-	-	-	0	0	0
Coweta	2	-	2	6.2	0	19.4	-	-	-	0	0	0
Crawford	1	1	-	17.5	37.0	0	1	-	1	17.5	0	33.3
Crisp	2	1	1	11.0	9.3	13.7	-	-	-	0	0	0
Dade	2	1	1	20.2	10.4	333.3	-	-	-	0	0	0
Dawson	2	2	-	55.6	55.6	...	-	-	-	0	0	...
Decatur	6	2	4	27.5	15.7	44.0	-	-	-	0	0	0
DeKalb	31	17	14	7.4	4.7	24.1	3	2	1	0.7	0.6	1.7
Dodge	3	1	2	19.2	8.5	51.3	-	-	-	0	0	0
Dooly	-	-	-	0	0	0	-	-	-	0	0	0
Dougherty	24	4	20	27.8	7.2	65.4	4	-	4	4.6	0	13.1
Douglas	1	1	-	3.4	3.9	0	-	-	-	0	0	0
Early	5	2	3	39.4	30.3	49.2	1	1	-	7.9	15.2	0
Echols	-	-	-	0	0	0	-	-	-	0	0	0
Effingham	2	1	1	14.6	9.8	28.6	-	-	-	0	0	0
Elbert	6	2	4	34.9	17.2	71.4	-	-	-	0	0	0
Emanuel	1	-	1	5.5	0	18.2	-	-	-	0	0	0
Evans	1	-	1	13.7	0	41.7	-	-	-	0	0	0
Fannin	1	1	-	7.5	7.6	0	-	-	-	0	0	0
Fayette	1	-	1	8.7	0	50.0	-	-	-	0	0	0
Floyd	26	20	6	35.9	31.8	62.5	5	3	2	6.9	4.8	20.8
Forsyth	-	-	-	0	0	0	-	-	-	0	0	0
Franklin	-	-	-	0	0	0	-	-	-	0	0	0
Fulton	236	65	171	39.5	18.0	72.5	26	9	17	4.4	2.5	7.2
Gilmer	1	1	-	11.1	11.2	0	-	-	-	0	0	0
Glascock	-	-	-	0	0	0	-	-	-	0	0	0
Glynn	8	3	5	16.7	8.5	40.3	3	1	2	6.3	2.8	16.1
Gordon	2	2	-	8.4	9.0	0	-	-	-	0	0	0
Grady	5	-	5	28.1	0	79.4	-	-	-	0	0	0
Greene	1	-	1	9.8	0	18.9	-	-	-	0	0	0
Gwinnett	9	8	1	12.3	11.5	25.6	1	-	1	1.4	0	25.6
Habersham	-	-	-	0	0	0	-	-	-	0	0	0
Hall	9	3	6	15.1	5.6	98.4	-	-	-	0	0	0
Hancock	2	1	1	22.2	41.7	15.2	-	-	-	0	0	0
Haralson	2	2	-	12.5	13.6	0	-	-	-	0	0	0
Harris	3	2	1	26.1	31.7	19.2	-	-	-	0	0	0
Hart	-	-	-	0	0	0	-	-	-	0	0	0
Heard	-	-	-	0	0	0	-	-	-	0	0	0
Henry	7	1	6	29.3	6.1	78.9	1	-	1	4.2	0	13.2
Houston	7	5	2	12.1	10.5	19.8	1	1	-	1.7	2.1	0
Irwin	1	1	-	12.5	18.9	0	-	-	-	0	0	0
Jackson	-	-	-	0	0	0	-	-	-	0	0	0
Jasper	-	-	-	0	0	0	-	-	-	0	0	0

