


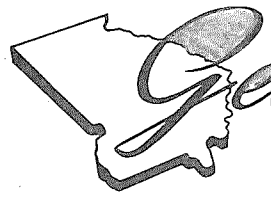
SMEL

Division of Vital Statistics

State of Georgia
Department of Health and Welfare




Georgia Vital and Morbidity Statistics 1968



Department of Public Health

47 TRINITY AVE., S. W., ATLANTA, GEORGIA 30334



**GEORGIA VITAL AND MORBIDITY
STATISTICS**

Part 1 - Vital Statistics

Part 2 - Morbidity Statistics

1968

DEPARTMENT OF PUBLIC HEALTH

STATE OF GEORGIA

ATLANTA

725 - 11 - 69

STATE OF GEORGIA



PART 1 - VITAL STATISTICS

TABLE OF CONTENTS

	Page
SYMBOLS USED IN THIS REPORT	viii
INTRODUCTION	ix
SOME FACTORS INFLUENCING VITAL STATISTICS	x-xii
Sources of data	x
Accuracy and completeness of reporting items on certificates	x
Population, race and age trends	x-xi
Average age at death	xii
Military events	xii
DISCUSSION OF 1968 STATISTICS	xiii-xxii
Population	xiii
Physicians	xiii
Marriages and divorces	xiii-xiv
Fetal deaths	xiv-xv
Fertility rates	xv
Live births	xv-xvii
Births to unwed mothers	xvii
Immature births	xvii
Deaths from immaturity	xvii
Infant deaths	xix
Neonatal deaths	xix
Maternal deaths	xx
Deaths, all ages	xx-xxi
Deaths by age groups	xxi-xxii

FIGURES

Figure	Page
1. Live birth and death rates, by race, Georgia, 1940-1968	xi
2. Fertility rates by race, Georgia, 1960, 1964 and 1968	xviii
3. Infant and neonatal death rates by race, Georgia, 1940-1968 .	xix
4. Maternal death ratio by race, Georgia 1940-1968	xx

TEXT TABLES

Table	Page
1. Marriages by residence of bride and groom, Georgia, 1968	xiv
2. Fetal deaths by race, place of occurrence, attendant and length of gestation, Georgia, 1968	xv
3. Death rates per 100,000 population for Georgia and United States and death rates adjusted for age and race, Georgia, 1950 and 1960 - 1968	xxi

GENERAL TABLES

I. Selected vital events, number and rate and per cent occurring in hospitals by race, urban and rural, Georgia, 1968	1
II. Deaths, all causes, number and rate per 1,000 population by race, age and sex, Georgia, 1968	1
III. Summary of selected vital statistics, Georgia, 1935, 1940, 1945-1968	2-3
IV. Live births by birth order, age of mother and race, Georgia, 1968	4
V. Live births to unwed mothers, by birth order, number and rate per 1,000 live births, by race and age of mother, Georgia, 1968	4
VI-A. Important causes of death, number and rate per 100,000 population, in specified age groups by race, Georgia, 1968	5-8
VI-B. Important causes of death, number and per cent, in specified age groups, Georgia, 1968 (Charts)	9-11
VII. Deaths from heart diseases by type, by age, Georgia, 1968	12
VIII. Deaths from cancer, by site, race, and sex, Georgia, 1968	12

GENERAL TABLES (Cont'd.)

Table	Page
IX. Maternal deaths, number and ratio per 10,000 live births by race, Georgia, 1968	13
X. Infant deaths, number and rate per 1,000 live births by race, sex and age, Georgia, 1968	13
XI. Infant deaths, number and rate per 1,000 live births by race, by cause, Georgia, 1968	14
XII. Accidental deaths, number and rate, by type of accident, by age, Georgia, 1968	15
XIII. Vital statistics, by county and race, Georgia, 1968	16-95
XIV. Vital statistics, by city and race, Georgia, 1968	96-152
XV. Number of physicians in private practice and average number of persons per physician, by county, Georgia, September 1, 1968 .	153
XVI-A. Estimated population, by race, by county, Georgia, July 1, 1968 .	154
XVI-B. Institutional population, by institution, by race, Georgia, July 1, 1968	155
XVI-C. Estimated total population by race, sex and age, Georgia, July 1, 1968	156
XVII. Total population by census years by age and race, Georgia, 1920-1960	156
XVIII. Marriages, divorces, and annulments, by county of application, by race, Georgia, 1968	157-158
XIX. Marriages by race and age of bride by age of groom, Georgia, 1968	159
XX. Divorces by cause for which divorce was granted, Georgia, 1968	160

SYMBOLS USED IN THIS REPORT

- Quantity is zero in frequency table
- Data not available
- ... Rate or per cent not applicable
- 0.0 Rate or per cent more than zero but less than 0.05
- 0 Quantity is zero in rate table

INTRODUCTION

This report has been prepared annually since 1947. The format has varied from year to year as efforts are made to present the material in the most useful and concise manner. In 1953, a format which has proved useful over a period of years was introduced and is followed very closely in this report.

Most data for a county or city are together in one table and both counties and cities are in alphabetical sequence. Detailed state data are included for the current year as well as several historical series for 1935-1968.

Most tabulations are based on births, deaths, fetal deaths, marriages and divorces recorded in the Vital Records Service and known births and deaths of Georgia residents which occurred outside of Georgia. Unless specifically stated otherwise, all data on births, deaths and fetal deaths are allocated to place of residence. Marriages are tabulated by place of issuance of licenses and divorces by place in which divorce is granted.

Population estimates and number of physicians by county are also included in this report.

Additional copies of most of the tables and more detailed tabulations of these and other health statistics are available. Address correspondence to:

Georgia Department of Public Health
Biostatistics Service
47 Trinity Avenue, S.W.
Atlanta, Georgia 30334

SOME FACTORS INFLUENCING VITAL STATISTICS

Sources of data

The data contained in this report are obtained primarily from certificates of births, deaths, fetal deaths, reports of divorces and annulments, and the marriage registry. Population estimates are compiled in the Biostatistics Service using births, deaths, and school enrollment figures and an intercounty migration factor as measures of increase or decrease, and the latest census as a base. (Copies of these estimates with a description of method used are available upon request.)

Accuracy and completeness of reporting items on certificates

The accuracy and completeness of the reporting of events determine to a great extent the quality of statistics regarding such events.

Unanswered items on certificates result in "unknown" quantities which cannot be interpreted in the analysis of the data, and erroneously answered items create a bias in the data which will affect any conclusions made.

One of the most serious problems in birth and death registration is the allocation of data to urban or rural residence. When a residence is outside the corporate limits of a city and the city is shown as the address, the residence is classified as urban unless the person completing the certificate indicates that the residence is outside the city. This results in an over-allocation of events to urban areas with an under-allocation to rural areas and should be considered in analyzing rural and urban differences.

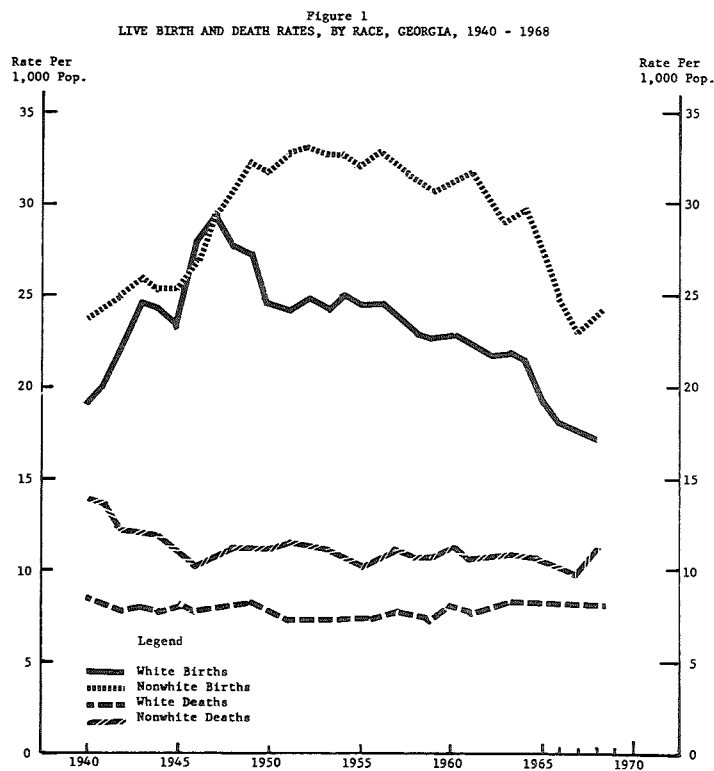
Population, race and age trends

Georgia's population growth between 1900 and 1960 was primarily in the white segment of the population. During this period the nonwhite population increased by only 8.8%, while the white population increased 138.5%. The racial composition increased from 53.2% white in 1900 to 71.4% in 1960 according to reports of the U. S. Census Bureau.

The urban segment of the population has increased 529.4% since 1900. As of the 1960 Census, the urban portion of the Georgia population comprised 55.3% of the total, compared to 15.6% in 1900. The white urban part had changed from 8.4% in 1900 to 38.9% in 1960, and the nonwhite urban part from 7.2% in 1900 to 16.4% in 1960.

A change has been taking place also in the age composition of Georgia's population. Whereas, the 1900 population was predominantly (62.6%) under 25 years of age, only 48.9% of the 1960 population was under 25 years. Those 65 years or over form 7.4% of the 1960 Census population, over twice the percentage for 1900. These changes are due in most part to the net increase in population, 1900-1960, being distributed 31.1% under 25 years, 56.0% 25-64 years, and 12.9% 65 years and over.

The basic factor in Georgia's population growth has been natural increase (the excess of births over deaths), which amounted to 45,991 persons for the year 1968. Figure 1 illustrates live birth and death rates, by race, for Georgia, 1940-1968. The difference between these two rates for a race is the rate of natural increase for that race.



Average age at death

The average age at death for the population as a whole has more than doubled since 1900 when it was only 27.2 years. At the end of the next 40 years (1940) the life span increased to 47.9 years and by 1968 had reached 60.3 years which is an increase in the last 25 years of 12.4 years.

Military events

Vital events occurring on military reservations are included in state totals, but excluded from county totals. The counties most affected by this procedure are Chattahoochee, Liberty, Muscogee and Richmond.

DISCUSSION OF 1968 STATISTICS

Population

The population for July 1, 1959, used in calculating rates for the 1959 data was over-estimated. This must be taken into consideration when analyzing 1959 rates.

The estimated population for Georgia, July 1, 1968, shows an increase of 32.6% over the Census count for Georgia, April 1, 1950. Approximately 89% of this increase occurred in the white population.

Physicians

As of September 1, 1968, there were 3,725 physicians practicing in Georgia; of this number 3,024 were engaged in private practice, 622 were institutional physicians, and 79 were in public health. There were also 163 retired physicians known to be residing in the State. The ratio of physicians in private practice to civilians was 1 to 1,511. County totals for physicians in private practice are shown in Table XV.

Marriages and divorces

The 61,252 marriages reported in Georgia in 1968 represent an increase of 4,034 over the 57,218 reported in 1967, with a concomitant increase in rate from 12.7 in 1967 to 13.4 in 1968. This is the largest number of marriages ever reported in Georgia. There were 41,802 first marriages for the groom and 40,726 for the bride. Three thousand eight hundred and six grooms had 2 or more previous marriages and 4,050 brides had 2 or more previous marriages.

In 1968 there were 23 brides reported as being under 14 years of age, 133 as 14 and 477 as 15. The brides in these age groups were married to grooms aged 15 through 39 years.

Table 1 shows marriages occurring in Georgia in 1968, by place of residence of the bride and groom. Approximately 31% of the persons married in Georgia in 1968 were residents of other states, a slight decrease from 1967.

TABLE 1 - MARRIAGES BY RESIDENCE OF BRIDE AND GROOM, GEORGIA, 1968

<u>Resident of Georgia</u>	<u>Number</u>
Total Marriages	61,252
Bride and Groom	38,972
Bride Only	3,397
Groom Only	2,924
Neither	15,932
Not Stated	27

There were 15,500 divorces and 90 annulments reported in Georgia in 1968. Divorces increased by 1,221 over the 1967 total. This resulted in a slightly higher divorce rate of 3.4 per 1,000 population as compared with 3.2 for 1967.

Fetal deaths

A fetal death is defined as a product of conception of any length gestation that shows no sign of life after complete birth. Prior to 1954, only fetal deaths of "20 or more" weeks gestation were recorded, and were classified as stillbirths.

In 1954, a new procedure was initiated in which all products of conception, regardless of length of gestation, were recorded and classified as fetal deaths and were grouped according to length of gestation. The total of the two fetal death groupings, "20-27 weeks" and "28 weeks and over", corresponds to the figure given for stillbirths prior to 1954.

Table 2 shows the 2,591 fetal deaths reported in 1968 by race, place of occurrence, attendant and length of gestation. Two thousand, four hundred and sixty-three, or 95.1% of the reported fetal deaths, occurred in hospitals in 1968. This is an increase of 1.1% over 1967.

TABLE 2 - FETAL DEATHS BY RACE, PLACE OF OCCURRENCE,
ATTENDANT AND LENGTH OF GESTATION, GEORGIA, 1968

Race and Length of Gestation	Total	Hospital				Other			
		Total	Physician	Midwife	Other	Total	Physician	Midwife	Other
Total	2,591	2,463	2,233	-	230	128	124	-	4
Under 20 weeks	1,034	1,013	976	-	37	21	21	-	-
20-27 weeks	473	446	380	-	66	27	26	-	1
28 weeks & over	859	795	685	-	110	64	62	-	2
Unknown	225	209	192	-	17	16	15	-	1
White	1,672	1,651	1,526	-	125	21	20	-	1
Under 20 weeks	836	825	802	-	23	11	11	-	-
20-27 weeks	243	237	202	-	35	6	6	-	-
28 weeks & over	466	463	403	-	60	3	2	-	1
Unknown	127	126	119	-	7	1	1	-	-
Nonwhite	919	812	707	-	105	107	104	-	3
Under 20 weeks	198	188	174	-	14	10	10	-	-
20-27 weeks	230	209	178	-	31	21	20	-	1
28 weeks & over	393	332	282	-	50	61	60	-	1
Unknown	98	83	73	-	10	15	14	-	1

Fertility Rates

Fertility rate (per 1,000) is the ratio of all live births in a given year to the number of females ages 15-44 years, times 1,000.

The following table shows fertility rate by race for Georgia, 1960, 1964 and 1968:

	<u>1960</u>	<u>1964</u>	<u>1968</u>
White	107.9	101.5	80.1
Nonwhite	156.6	147.9	108.6

From 1960 through 1964, the period just prior to the formal Family Planning Program, the white rate decreased 6.4 per thousand and the nonwhite 8.7. In the next four-year period the white rate showed a decrease of 21.4 per thousand and the nonwhite 39.3.

Live births

A live born infant is one who shows any evidence of life (breathing, heart beat, or movement of voluntary muscles) after complete birth.

In 1956, there were 102,643 live births recorded as occurring to residents of Georgia, the largest number on record for any one year. The number has declined steadily since that time, with slight increases in 1961 and 1964. In 1968, there were 87,322 live births recorded, an increase of 853 over 1967.

A form is filled out for each live born child in Georgia and the degree of accuracy of the statistics on live births presented in this report is determined by the accuracy of the data supplied on this certificate.

A copy of the certificate which has been in use since January 1, 1959, is shown below.

CERTIFICATE OF LIVE BIRTH				State File No. _____	
GEORGIA DEPARTMENT OF PUBLIC HEALTH				Custodian's No. _____	
Division of Vital Records					
THIS CHILD	1. NAME OF CHILD (First) _____ (Middle) _____ (Last) _____		2. SEX MALE <input type="checkbox"/> FEMALE <input type="checkbox"/>		3. WEIGHT OF CHILD AT BIRTH Lbs. _____ Ozs. _____ Grams _____
	6. THIS BIRTH Single <input type="checkbox"/> Twin <input type="checkbox"/> Triplet <input type="checkbox"/>		7. IF TWIN OR TRIPLET, THIS CHILD BORN 1st <input type="checkbox"/> 2nd <input type="checkbox"/> 3rd <input type="checkbox"/>		4. HOUR OF BIRTH A. M. _____ P. M. _____
	3. PLACE OF BIRTH - COUNTY _____		10. CITY OR TOWN _____		5. DATE OF BIRTH _____
PLACE OF BIRTH	12. NAME OF HOSPITAL (If Not in a Hospital, Give Street Address or Rural Route—Do Not Give P. O. Box No.) _____		8. IS CHILD ALIVE WHEN REPORT FILED? Yes <input type="checkbox"/> No <input type="checkbox"/>		11. IN CITY LIMITS? Yes <input type="checkbox"/> No <input type="checkbox"/>
	13. NAME OF FATHER (First) _____ (Middle) _____ (Last) _____		14. RACE _____		15. AGE AT TIME OF THIS BIRTH _____
FATHER OF CHILD	17. USUAL OCCUPATION _____		18. KIND OF BUSINESS OR INDUSTRY _____		16. BIRTHPLACE OF FATHER _____
	19. MAIDEN NAME OF MOTHER (First) _____ (Middle) _____ (Last) _____		20. RACE _____		21. AGE AT TIME OF THIS BIRTH _____
MOTHER OF CHILD	24. PREVIOUS DELIVERIES TO MOTHER (Do Not Include This Birth) _____		25. NUMBER OF OTHER CHILDREN NOW LIVING _____		22. BIRTHPLACE OF MOTHER _____
	23. USUAL RESIDENCE OF MOTHER—City or Town _____		26. COUNTY _____		27. STATE _____
USUAL RESIDENCE OF MOTHER	28. ADDRESS—(Give Street Address or Rural Route Number) _____		29. IN CITY LIMITS? Yes <input type="checkbox"/> No <input type="checkbox"/>		30. IS RESIDENCE ON A FARM? Yes <input type="checkbox"/> No <input type="checkbox"/>
	31. PARENT SIGNATURE _____		32. ATTENDANT'S OWN SIGNATURE _____		33. RELATIONSHIP TO INFANT _____
ATTENDANT'S CERTIFICATION	I hereby certify that this child was born alive on the date stated above.		34. ATTENDANT'S POST OFFICE ADDRESS _____		35. DATE SIGNED _____
	36. LOCAL REGISTRAR'S OWN SIGNATURE _____		37. DATE FILED _____		
AMENDMENTS OR CORRECTIONS	38. DATE OF AMENDMENT OR CORRECTION _____		39. EVIDENCE USED _____		

Since 1928, nonwhite birth rates have been consistently higher than white birth rates. Rates for the nonwhite race showed a gradual increase from 1928 to 1950, while white rates remained fairly constant from 1928 to 1942 and increased rapidly from 1942 to 1950. The rates for both races leveled off in 1950 and remained fairly constant through 1957, but have shown a decided decrease since that year.

The white and nonwhite birth rates for 1968 are 17.3 and 24.2 per 1,000 population, respectively. (See Table I, page 1.)

In 1968, 94.5% of all live births (99.7% of the white and 83.8% of the nonwhite) occurred in hospitals. This represents an increase of 1.2% over the corresponding percentage for 1967 and can be largely attributed to the increased percentage of nonwhite births occurring in hospitals.

Births to unwed mothers

Prior to 1959, on the medical report the question was asked "Is mother married to father of the child?" For statistical purposes, the answer "no" indicated a birth to an unwed mother. This question has not been posed since 1958, but if the father's name does not appear on the birth certificate, the event is statistically classified as a birth to an unwed mother. This change should affect interpretation of rates for years after 1958. The total rate of 115.0 births to unwed mothers in 1968 represents a decrease from 1967 of 0.5 per 1,000 live births with the individual rates being 36.0 for the white and 276.4 for the nonwhite.

Immature births

An immature birth is defined as the birth of a live born infant with a weight of 5-1/2 pounds (2500 grams) or less. If weight is not specified, a live born infant whose length of gestation is less than 37 weeks is considered immature.

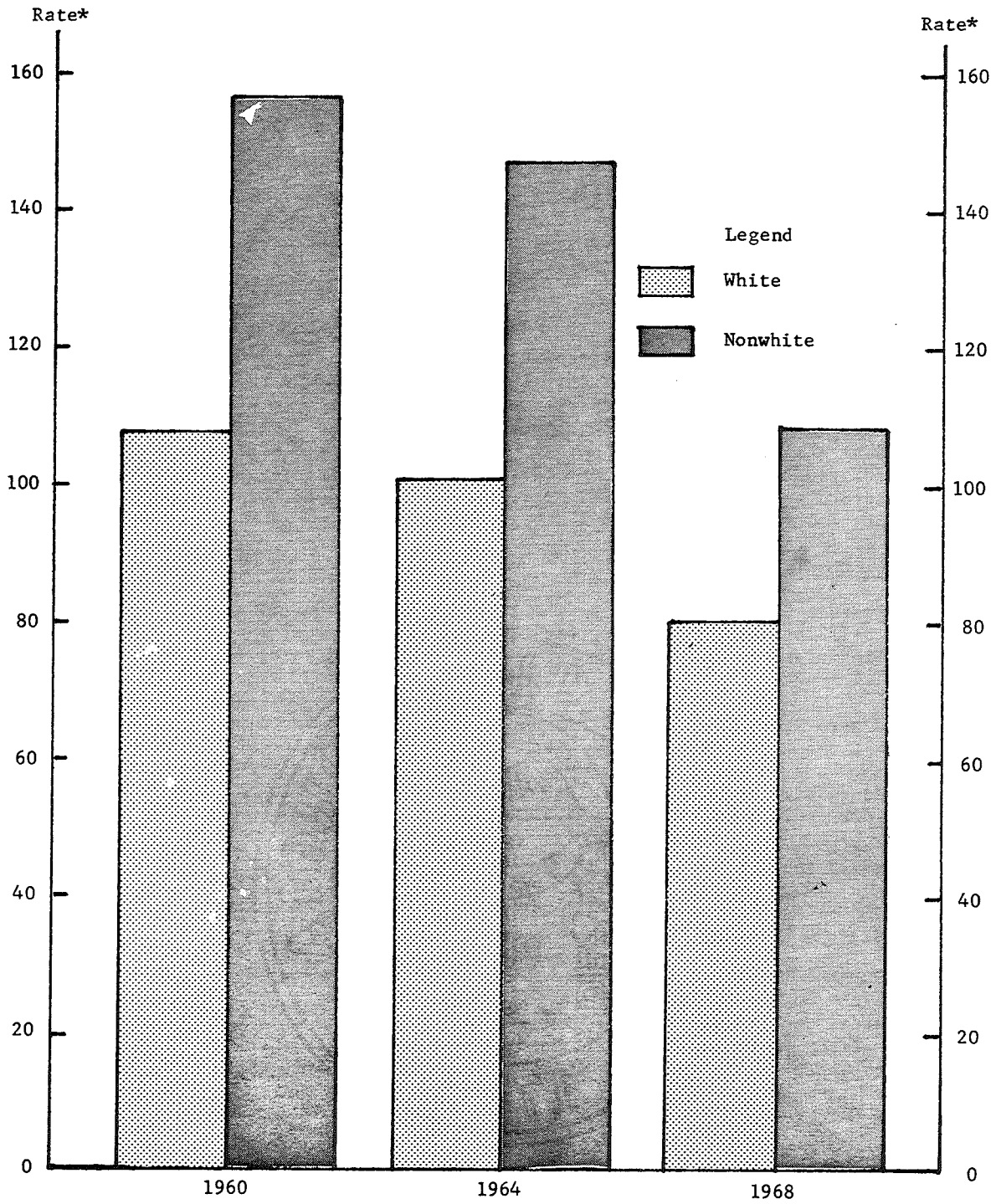
There were 8,261 immature births recorded in 1968, compared with 8,162 in 1967, with a change in rate from 94.4 per 1,000 live births in 1967 to 94.6 in 1968. This was a total increase of 99, the white increasing by 208 and the nonwhite decreasing by 109. Since 1948 the immature birth rate has increased from 71.0 per 1,000 live births to 94.6 in 1968.

Deaths from immaturity

A death attributed to immaturity is one classified as "Immaturity unqualified" (Eighth Revision List Number 777).

In 1968 the Eighth Revision List of causes of death was used in coding. This revision does not give a code for "immaturity with mention of other subsidiary causes" as did the Seventh Revision, so that we are able only to get the deaths from immaturity where the only cause listed is immaturity. There were 250 of these in 1968 but this figure is not comparable to figures in the past.

Figure 2
FERTILITY RATES BY RACE, GEORGIA, 1960, 1964 AND 1968



* Rates are live births per 1,000 females age 15-44 years.

Infant deaths

An infant death is any death occurring during the first year of postnatal life. There were 2,223 infant deaths recorded in 1968, with a white rate of 19.4 per 1,000 live births and a nonwhite rate of 37.8.

The number one killer of infants in 1968 was pneumonia, causing the death of 419 infants. Second was congenital malformations, (290) and immaturity in third place with 250 death certificates showing no other cause of death.

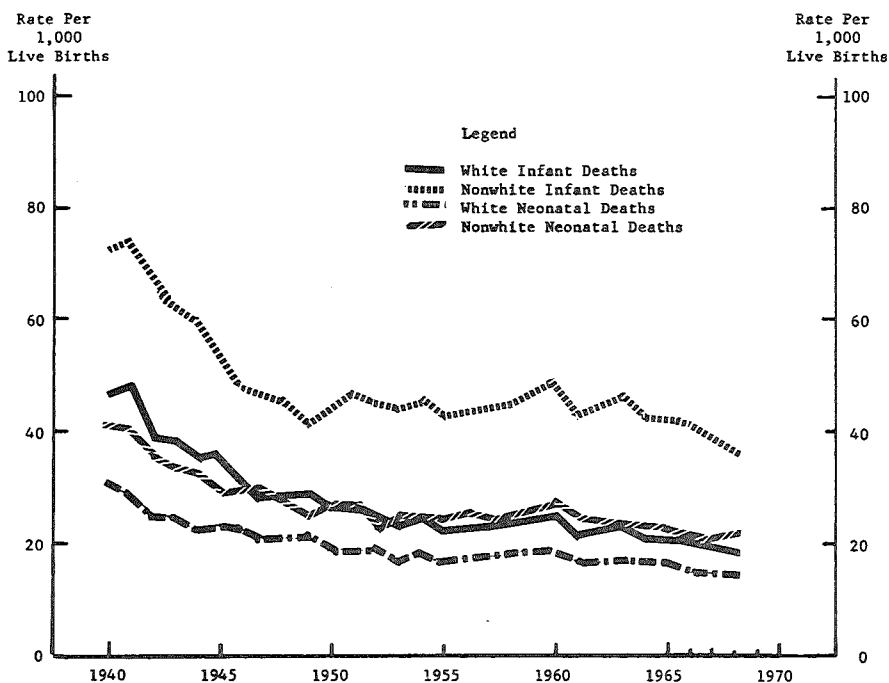
Neonatal deaths

A death occurring during the first 27 days of life is classified as a neonatal death. The 1,474 neonatal deaths reported for 1968 comprise 66.3% of the total infant deaths for the year and show an increase over the 64.8% in 1967.

Deaths in this age group in 1968 show a decrease in number and in rate for the white, but a slight increase for the nonwhite. A 1.1% decrease in neonatal deaths from the 1967 total was the consequent result. Approximately 52% of all neonatal deaths occurred to infants under one day of age.

Figure 3 illustrates the trend of infant and neonatal death rates from 1940-1968.

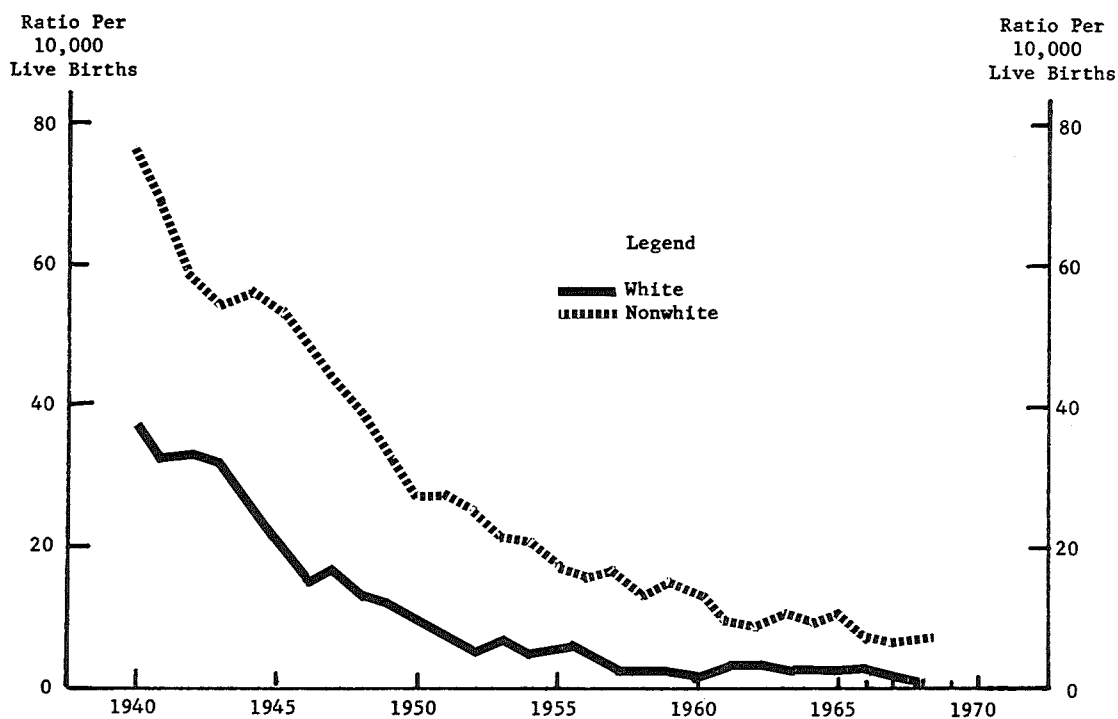
Figure 3
INFANT AND NEONATAL DEATH RATES BY RACE, GEORGIA, 1940 - 1968



Maternal deaths

The term "maternal death" describes a death resulting from complications of pregnancy, childbirth or the puerperium. There were 30 such deaths reported for Georgia in 1968, an increase of 2 over 1967. The rate has declined steadily since 1940 except for a slight incremental trend 1963 through 1965. Figure 4 shows maternal death rates for Georgia since 1940. The ratio of 3.4 per 10,000 live births in 1968 is practically the same as for 1967.

Figure 4
MATERNAL DEATH RATIO BY RACE, GEORGIA, 1940 - 1968



Deaths, all ages

The crude death rate has shown a continuous decrease since 1924 with only slight fluctuations. The rate for 1968 is 9.0 deaths per 1,000 population in comparison with 8.5 in 1967.

Deaths from heart disease, the leading cause of death in the nation as well as in Georgia, increase in number each year. In 1968, Georgia had 13,493 such deaths, with a rate of 295.3 per 100,000 population. This represents a 4.2% increase over the 1967 total, 12,946.

Table 3 shows death rates for Georgia adjusted for age and race. The direct method is used with the 1950 United States population as the standard for 1950, and the 1960 United States population for 1960-1968.¹

TABLE 3 - DEATH RATES PER 100,000 POPULATION FOR GEORGIA AND UNITED STATES, AND DEATH RATES ADJUSTED FOR AGE AND RACE, GEORGIA, 1950 AND 1960-1968

Year	Reported Death Rates						Georgia Rates Adjusted For:		
	United States			Georgia			Age & Race	Age Only	
	Total	White	Nonwhite	Total	White	Nonwhite	Total	White	Nonwhite
1950	963.8	945.7	1,119.4	880.6	767.8	1,119.1	934.9	910.5	1,144.4
1960	945.7	939.3	995.1	893.0	796.5	1,135.3	959.8	937.1	1,135.6
1961	930.0	925.8	963.1	857.8	778.4	1,057.7	934.5	918.7	1,056.4
1962	945.4	938.9	982.0	879.8	798.0	1,089.0	957.0	940.5	1,084.4
1963	961.9	954.3	1,007.3	904.4	828.6	1,092.2	988.3	975.5	1,087.5
1964	939.7	935.5	971.6	887.9	813.3	1,076.1	970.8	957.9	1,070.2
1965	943.2	940.5	965.0	873.8	805.5	1,045.8	961.3	951.1	1,040.8
1966	951.3	948.3	973.4	862.1	806.1	1,002.9	957.9	952.8	997.4
1967	936.0*	---	---	852.7	809.6	961.1	956.8	957.5	951.3
1968	949.4*	---	---	904.8	823.2	1,137.9	998.1	994.8	1,023.9

* Estimated

Age adjusted death rates for the white race in Georgia are considerably higher than the unadjusted rates. On the other hand, nonwhite death rates show little change when adjusted for age. The variations between age adjusted and unadjusted rates seem to point up the differences in age stratification of the population in Georgia as compared with that of the United States as a whole.

Georgia's adjusted rates are not necessarily comparable with any rates for the United States, except those for 1950 and 1960, because of changes in the composition of the population of the United States between the two census years. To facilitate comparisons on an annual basis, the United States rates would have to be adjusted on the basis of the 1950 and 1960 population.

Deaths by age groups

Heart diseases (International List Code numbers 393-398, 402, 404, 410-429) represent the leading cause of death in the 25-44 years, 45-64 years, and 65 years and over age groups.

Motor vehicle accidents were the leading cause of death in two age groups, 5-14 and 15-24, in 1968. They were responsible for 29% of all deaths occurring in the 5-14 years group which is slightly lower than the 31% in 1967; however, approximately 42% of all deaths in the 15-24 years age group resulted from motor vehicle accidents, a small increase over 1967.

¹ This method is discussed in Vital Statistics Rates in the United States 1900-1940, pp. 66-69, U. S. Department of Commerce, Bureau of the Census, Washington Government Printing Office, 1943.

Accidents other than motor vehicle accidents were the number one killer (23.6%) of children 1-4 years old in 1968, with influenza and pneumonia in second place, and accounting for 16.4% of the deaths in this age group.

Accidents other than motor vehicle accidents appear in the ten leading causes of death for every age category in 1968 and have done so for the past ten years.

Deaths due to accidents of all types represent the leading cause of death for all age groups from one through 44 years of age in 1968.

Death by violence (all accidents, homicides and suicides) accounted for 73% of all deaths for those 15-24 years of age, 57% of those 5-14 years old, and 37% for those 25-44 years of age. The younger age groups, especially the 5-24 year olds, seem to be largely resistant to death from disease, but more likely to become involved in accidental fatalities than do the very young and the 25-44 aged groups. The age specific rate of deaths by violence per 100,000 population for the 15-24 years age group dropped from 115.2 in 1967 to 106.4 in 1968; whereas, this rate for the 25-44 years old group rose from 99.7 in 1967 to 114.2 in 1968.

(See Tables VI-A and VI-B)

A copy of the certificate used to record deaths is shown below:

REGISTRAR: CHECK CERTIFICATE CAREFULLY

Revised December 1, 1956

CERTIFICATE OF DEATH										State File No. _____				
BIRTH NO. _____			METHA Dist. No. _____			Custodian's No. _____								
1. NAME OF DECEASED (First) _____ (Middle) _____ (Last) _____					2. DATE OF DEATH (Month) _____ (Day) _____ (Year) _____									
3. PLACE OF DEATH (County) _____										4. USUAL RESIDENCE (Where deceased lived. If institution: residence before admission)				
City or Town _____			In City Limits Yes <input type="checkbox"/> No <input type="checkbox"/>		LENGTH OF STAY (in this place) _____		State _____ County _____		In City Limits Yes <input type="checkbox"/> No <input type="checkbox"/>		LENGTH OF STAY (in this place) _____			
Name of Hosp. or Institution _____					LENGTH OF STAY _____		Street Address or R.F.D. and Box No. _____							
5. SEX _____	6. RACE _____	7. BIRTHPLACE (State or foreign country) _____			CITIZEN OF WHAT COUNTRY? _____		15. IS RESIDENCE ON FARM? Yes <input type="checkbox"/> No <input type="checkbox"/>		16. BURIAL REMOVAL <input type="checkbox"/>	DATE _____				
8. DATE OF BIRTH _____	9. AGE (In years) last birthday _____	IF UNDER 1 YEAR _____	IF UNDER 24 HRS. _____	17. NAME OF CEMETERY _____		18. LOCATION (City or Town) (County) (State) _____								
10. MARRIED <input type="checkbox"/> NEVER MARRIED <input type="checkbox"/> If Married or Widowed Give Name of Spouse _____										17. EMBALMER'S SIGNATURE _____		LICENSE NO. _____		
11. USUAL OCCUPATION (Give kind of work done during most of working life, even if retired) _____										18. MORTICIAN _____				
12. WAS DECEASED EVER IN U. S. ARMED FORCES? (Yes, no, or unknown) (If yes, give war or dates of service) _____										19. MORTICIAN'S ADDRESS _____				
13. FATHER'S NAME _____										20. INFORMANT _____		Relationship _____		
14. MOTHER'S MAIDEN NAME _____										21. INFORMANT'S ADDRESS _____				
22. CAUSE OF DEATH (Enter only one cause per line for (a), (b), and (c).) PLEASE PRINT										INTERVAL BETWEEN ONSET AND DEATH		DO NOT WRITE IN THIS SPACE		
PART I. DEATH WAS CAUSED BY: IMMEDIATE CAUSE (a) _____										2	3	4		
Conditions, if any, which gave rise to above cause (a), stating the underlying cause last. DUE TO (b) _____										5	6			
PART II. Other significant conditions contributing to death but not related to the terminal disease condition given in Part I (a) _____										23. AUTOPSY? Yes <input type="checkbox"/> No <input type="checkbox"/>				
24. ACCIDENT <input type="checkbox"/> PLACE OF INJURY (e.g., in or about _____) INJURY OCCURRED _____										25. I hereby certify that I attended the deceased from _____				
SUICIDE <input type="checkbox"/> home, farm, factory, street. _____ While at Work <input type="checkbox"/>										19 _____ to _____, 19 _____, that I last saw the deceased				
HOMICIDE <input type="checkbox"/> office bldg., etc.) _____ Not While at Work <input type="checkbox"/>										alive on _____, 19 _____, and that				
(CITY OR TOWN) (COUNTY) (STATE) _____ TIME OF INJURY (Month) (Day) (Year) (Hour) _____										death occurred at _____ m., from the causes and on the date stated above.				
HOW DID INJURY OCCUR? _____										28. SIGNATURE _____			Degree or Title _____	
27. DATE REC'D BY LOCAL REG. _____										29. REGISTRAR'S SIGNATURE _____		ADDRESS _____		DATE SIGNED _____
Georgia Department of Public Health Vital Records Service Atlanta 3, Georgia										ADM-5.3				

G E N E R A L T A B L E S

TABLE I - SELECTED VITAL EVENTS NUMBER, RATE AND PER CENT OCCURRING IN HOSPITALS, BY RACE, URBAN AND RURAL, GEORGIA, 1968

Event	State			Urban			Rural		
	Total	White	Non-White	Total	White	Non-White	Total	White	Non-White
LIVE BIRTHS									
Number	87,322	58,616	28,706	41,337	24,102	17,235	45,985	34,514	11,471
Rate per 1,000 population	19.1	17.3	24.2	96.2	99.7	91.3	93.1	99.7	73.4
% occurring in hospital	94.5	99.7	83.8						
DEATHS (Exclusive of fetal deaths)									
Number	41,331	27,855	13,476	22,082	13,340	8,742	19,249	14,515	4,734
Rate per 1,000 population	9.0	8.2	11.4	65.6	71.4	56.8	64.7	68.6	52.7
% occurring in hospital	65.2	69.9	55.4						
FETAL DEATHS									
Number	2,591	1,672	919	1,409	848	561	1,182	824	358
Rate per 1,000 live births	29.7	28.5	32.0	34.1	35.2	32.6	25.7	23.9	31.2
% occurring in hospital	95.1	98.7	88.4	96.5	98.8	93.0	93.3	98.7	81.0
MATERNAL DEATHS									
Number	30	9	21	12	5	7	18	4	14
Rate per 10,000 live births	3.4	1.5	7.3	2.9	2.1	4.1	3.9	1.2	12.2
% occurring in hospital	83.3	77.8	85.7	66.7	60.0	71.4	94.4	100.0	92.9
INFANT DEATHS									
Number	2,223	1,138	1,085	1,151	549	602	1,072	589	483
Rate per 1,000 live births	25.5	19.4	37.8	27.8	22.8	34.9	23.3	17.1	42.1
% occurring in hospital	73.7	84.2	62.7	77.6	86.2	69.8	69.5	82.3	53.8
NEONATAL DEATHS									
Number	1,474	854	620	803	429	374	671	425	246
Rate per 1,000 live births	16.9	14.6	21.6	19.4	17.8	21.7	14.6	12.3	21.4
% occurring in hospital	91.9	97.1	84.7	94.4	97.7	90.6	88.8	96.5	75.6
POST NEONATAL DEATHS									
Number	749	284	465	348	120	228	401	164	237
Rate per 1,000 live births	8.6	4.8	16.2	8.4	5.0	13.2	8.7	4.8	20.7
% occurring in hospital	37.9	45.4	33.3	38.8	45.0	35.5	37.2	45.7	31.2
IMMATURE BIRTHS									
Number	8,261	4,273	3,988	4,340	1,849	2,491	3,921	2,424	1,497
Rate per 1,000 live births	94.6	72.9	138.9	105.0	76.7	144.5	85.3	70.2	130.5
% occurring in hospital	94.1	99.4	88.5	95.6	99.4	92.8	92.5	99.4	81.4
DEATHS FROM IMMATUREITY*									
Number	250	133	117	123	69	54	127	64	63
Rate per 1,000 live births	2.9	2.3	4.1	3.0	2.9	3.1	2.8	1.9	5.5
% occurring in hospital	89.2	98.5	78.6	91.9	97.1	85.2	86.6	100.0	73.0
LIVE BIRTHS TO UNWED MOTHERS									
Number	10,046	2,112	7,934	5,898	944	4,954	4,148	1,168	2,980
Rate per 1,000 live births	115.0	36.0	276.4	142.7	39.2	287.4	90.2	33.8	259.8
% occurring in hospital	84.8	98.7	81.1	89.8	98.4	88.2	77.7	99.0	69.4
MARRIAGES (Place of Application)									
Number	61,252	48,901	12,351		NOT	NOT	NOT	NOT	NOT
Rate per 1,000 population	13.4	14.5	10.4		NOT	NOT	NOT	NOT	NOT
DIVORCES AND ANNULMENTS (Place of Occurrence)									
Number	15,590	---	---		NOT	NOT	NOT	NOT	NOT
Rate per 1,000 population	3.4	---	---		NOT	NOT	NOT	NOT	NOT

Not Available - Estimates of Rural and Urban population were not made in 1968 and no rates based on population could be calculated in these areas.

* Not comparable to data for previous years due to change in International Code.

TABLE II - DEATHS, ALL CAUSES, NUMBER AND RATE PER 1,000 POPULATION BY RACE, AGE AND SEX, GEORGIA, 1968

Age Group	Number					Rate Per 1,000 Population				
	Total	White		Nonwhite		Total	White		Nonwhite	
		Male	Female	Male	Female		Male	Female	Male	Female
All Ages	41,331	16,030	11,825	7,210	6,266	9.0	9.5	6.9	12.8	10.1
Under 1 year	2,223	662	476	614	471	25.3	21.9	16.6	42.1	33.2
1-4 years	415	107	80	119	109	1.1	0.8	0.5	2.5	2.1
5-14 years	521	189	122	124	86	0.6	0.6	0.4	1.1	0.7
15-24 years	1,220	577	216	305	122	1.4	1.7	0.7	3.0	1.1
25-34 years	1,206	462	183	340	221	2.0	2.1	0.8	4.7	2.8
35-44 years	2,315	860	418	566	471	4.1	4.2	2.0	8.2	6.2
45-54 years	4,637	1,972	872	1,022	771	9.4	11.0	4.7	16.7	11.3
55-64 years	7,488	3,259	1,426	1,529	1,274	21.8	26.5	11.0	36.0	26.7
65-74 years	9,202	3,617	2,355	1,626	1,604	39.9	43.7	27.0	56.9	50.0
75-84 years	8,163	3,186	3,506	710	761	85.6	93.2	97.1	60.2	57.2
85 years and over	3,873	1,128	2,159	230	356	195.6	158.9	287.9	92.0	131.9
Unknown age	68	11	12	25	20

TABLE III - SUMMARY OF SELECTED VITAL STATISTICS, GEORGIA, 1935, 1940, 1945 - 1968

Year	Livebirths						Deaths						Maternal Deaths*						
	Number			Rate			Number			Rate			Number			Ratio			
	Total	White	Non-white	Total	White	Non-white	Total	White	Non-white	Total	White	Non-white	Total	White	Non-white	Total	White	Non-white	
1935	63,290	37,345	25,945	20.9	19.4	23.6	34,313	18,677	15,636	11.3	9.7	14.2	458	230	228	72.4	61.6	87.9	
1940	64,695	38,911	25,784	20.7	19.1	23.8	32,296	17,324	14,972	10.3	8.5	13.8	342	146	196	52.9	37.5	76.0	
1945	74,994	47,422	27,572	24.0	23.3	25.4	28,456	16,310	12,146	9.1	8.0	11.2	250	102	148	33.3	21.5	53.7	
1946	85,699	56,354	29,345	27.4	27.6	27.0	27,405	16,160	11,245	8.8	7.9	10.4	229	85	144	26.7	15.1	49.1	
1947	94,311	62,394	31,917	29.2	29.2	29.2	28,780	17,022	11,758	8.9	8.0	10.8	247	107	140	26.2	17.1	43.9	
1948	91,604	58,601	33,003	28.6	27.7	30.5	29,309	17,083	12,226	9.2	8.1	11.3	208	78	130	22.7	13.3	39.4	
1949	93,557	58,659	34,898	29.0	27.4	32.2	29,537	17,351	12,186	9.2	8.1	11.3	185	71	114	19.8	12.1	32.7	
1950	92,099	57,003	35,096	26.7	24.3	31.6	30,416	18,005	12,411	8.8	7.7	11.2	150	55	95	16.3	9.6	27.1	
1951	95,161	59,285	35,876	26.7	24.1	32.6	30,802	18,161	12,641	8.6	7.4	11.5	143	46	97	15.0	7.8	27.0	
1952	97,130	61,439	35,691	27.3	24.9	33.0	30,622	18,310	12,312	8.6	7.4	11.4	128	36	92	13.2	5.9	25.8	
1953	97,421	61,671	35,750	27.0	24.5	32.9	30,754	18,521	12,233	8.5	7.4	11.3	116	39	77	11.9	6.3	21.5	
1954	100,191	64,392	35,799	27.3	25.0	32.7	30,555	18,863	11,692	8.3	7.3	10.7	106	31	75	10.9	4.8	21.0	
1955	100,295	64,238	36,057	26.8	24.6	32.2	30,838	19,136	11,702	8.3	7.3	10.4	99	38	61	9.9	5.9	16.0	
1956	102,643	65,642	37,001	27.1	24.6	33.0	31,582	19,830	11,752	8.3	7.4	10.5	95	36	59	9.3	5.5	15.9	
1957	101,882	65,412	36,470	26.4	23.9	32.2	33,421	20,929	12,492	8.6	7.7	11.0	82	23	59	8.0	3.5	16.2	
1958	99,780	64,097	35,683	25.4	23.0	31.2	33,249	21,044	12,205	8.5	7.5	10.7	64	16	48	6.4	2.5	13.5	
1959	99,458	64,040	35,418	25.0	22.6	30.7	33,376	21,047	12,329	8.4	7.4	10.7	69	17	52	6.9	2.7	14.7	
1960	99,707	64,419	35,288	25.2	22.8	31.3	35,324	22,526	12,798	8.9	8.0	11.4	60	12	48	6.0	1.9	13.6	
1961	100,444	64,316	36,128	25.1	22.4	31.7	34,367	22,320	12,047	8.6	7.8	10.6	52	19	33	5.2	3.0	9.1	
1962	99,047	63,778	35,269	24.2	21.7	30.6	36,051	23,504	12,547	8.8	8.0	10.9	48	19	29	4.8	3.0	8.2	
1963	99,360	64,575	34,785	23.8	21.8	29.0	37,696	24,594	13,102	9.0	8.3	10.9	53	18	35	5.3	2.8	10.1	
1964	100,581	65,093	35,488	23.8	21.5	29.6	37,512	24,607	12,905	8.9	8.1	10.8	57	22	35	5.7	3.4	9.9	
1965	94,336	60,226	34,110	21.6	19.3	27.5	38,104	25,141	12,963	8.7	8.1	10.5	49	13	36	5.2	2.2	10.6	
1966	89,376	57,855	31,521	20.0	18.1	24.9	38,465	25,745	12,720	8.6	8.1	10.0	41	20	21	4.6	3.5	6.7	
1967	86,469	57,031	29,438	19.2	17.7	23.0	38,448	26,125	12,323	8.5	8.1	9.6	28	10	18	3.2	1.8	6.1	
1968	87,322	58,616	28,706	19.1	17.3	24.2	41,331	27,855	13,476	9.0	8.2	11.4	30	9	21	3.4	1.5	7.3	
1969	90198	61557	28641																

Year	Infant Deaths						Fetal Deaths						Immature Births					
	Number			Rate			Number			Ratio			Number			Rate		
	Total	White	Non-white	Total	White	Non-white	Total	White	Non-white	Total	White	Non-white	Total	White	Non-white	Total	White	Non-white
1935	4,316	2,227	2,089	68.2	59.6	80.5	3,987	1,532	2,455	63.0	41.0	94.6						
1940	3,737	1,851	1,886	57.8	47.6	73.1	3,078	1,326	1,752	47.6	34.1	67.9						
1945	3,181	1,728	1,453	42.2	36.4	52.7	2,208	1,036	1,172	29.4	21.8	42.5						
1946	3,068	1,694	1,374	35.8	30.0	46.8	2,421	1,161	1,260	28.3	20.6	42.9						
1947	3,239	1,771	1,468	34.3	28.4	46.0	2,457	1,174	1,283	26.1	18.8	40.2	5,738	3,614	2,124	60.8	57.9	66.5
1948	3,150	1,661	1,489	34.4	28.3	45.1	2,408	1,109	1,299	26.3	18.9	39.4	6,508	3,870	2,638	71.0	66.0	79.9
1949	3,093	1,668	1,425	33.1	28.4	40.8	2,178	972	1,206	23.3	16.6	34.6	6,557	3,738	2,819	70.1	63.7	80.8
1950	3,081	1,518	1,563	33.5	26.6	44.5	2,026	885	1,141	22.0	15.5	32.5	6,645	3,697	2,948	72.2	64.9	84.0
1951	3,256	1,548	1,708	34.2	26.1	47.6	2,097	974	1,123	22.0	16.4	31.3	7,355	4,079	3,276	77.3	68.8	91.3
1952	3,158	1,567	1,591	32.5	25.5	44.6	1,992	853	1,139	20.5	13.9	31.9	7,683	4,202	3,481	79.1	68.4	97.5
1953	3,051	1,469	1,582	31.3	23.8	44.3	1,967	867	1,100	20.2	14.1	30.8	7,673	4,224	3,449	78.8	68.5	96.5
1954*	3,155	1,562	1,593	31.5	24.3	44.5	3,950	2,239	1,711	39.4	34.8	47.8	8,382	4,641	3,741	83.7	72.1	104.5
1955	2,985	1,456	1,529	29.8	22.7	42.4	4,161	2,245	1,916	41.5	34.9	53.1	8,572	4,499	4,073	85.5	70.0	113.0
1956	3,087	1,478	1,609	30.1	22.5	43.5	3,734	2,065	1,669	36.4	31.5	45.1	8,662	4,412	4,250	84.4	67.2	114.9
1957	3,099	1,482	1,617	30.4	22.7	44.3	3,638	2,080	1,558	35.7	31.8	42.7	8,752	4,441	4,311	85.9	67.9	118.2
1958	3,103	1,510	1,593	31.1	23.6	44.6	3,333	1,921	1,412	33.4	30.0	39.6	8,778	4,353	4,425	88.0	67.9	124.0
1959	3,233	1,555	1,678	32.5	24.3	47.4	3,621	2,173	1,448	36.4	33.9	40.9	8,998	4,466	4,532	90.5	69.7	128.0
1960	3,282	1,582	1,700	32.9	24.6	48.2	3,502	2,102	1,400	35.1	32.6	39.7	8,899	4,422	4,477	89.3	68.6	126.9
1961	2,950	1,389	1,561	29.4	21.6	43.2	3,350	1,958	1,392	33.4	30.4	38.5	9,136	4,452	4,684	91.0	69.2	129.7
1962	2,986	1,418	1,568	30.1	22.2	44.5	3,300	2,034	1,266	33.3	31.9	35.9	9,221	4,547	4,674	93.1	71.3	132.5
1963	3,084	1,482	1,602	31.0	23.0	46.1	3,049	1,811	1,238	30.7	28.0	35.6	9,474	4,746	4,728	95.4	73.5	135.9
1964	2,932	1,426	1,506	29.2	21.9	42.4	3,040	1,754	1,286	30.2	26.9	36.2	9,603	4,660	4,943	95.5	71.6	139.3
1965	2,734	1,299	1,435	29.0	21.6	42.1	2,683	1,523	1,160	28.4	25.3	34.0	9,155	4,459	4,696	97.0	74.0	137.7
1966	2,499	1,180	1,319	28.0	20.4	41.8	2,430	1,475	955	27.2	25.5	30.3	8,476	4,262	4,214	94.8	73.7	133.7
1967	2,302	1,137	1,165	26.6	19.9	39.6	2,232	1,346	886	25.8	23.6	30.1	8,162	4,065	4,097	94.4	71.3	139.2
1968	2,223	1,138	1,085	25.5	19.4	37.8	2,591	1,672	919	29.7	28.5	32.0	8,261	4,273	3,988	94.6	72.9	138.9

NOTE: Prior to 1938 all events are by place of occurrence; beginning with 1938 events are by place of residence.
 *Part of decrease from 1949 to 1950 is directly attributable to changes in classification of causes of death under the Sixth Revision of the International List of Diseases and Causes of Death. Deaths from immaturity in 1968 not comparable to previous years due to Eighth Revision of International List of Diseases and Causes of Death.

TABLE III - SUMMARY OF SELECTED VITAL STATISTICS, GEORGIA, 1935, 1940, 1945 - 1968 (CONT'D.)

Year	Deaths From Immaturity*						Live Births to Unwed Mothers						Neonatal Deaths					
	Number			Rate			Number			Rate			Number			Rate		
	Total	White	Non-white	Total	White	Non-white	Total	White	Non-white	Total	White	Non-white	Total	White	Non-white	Total	White	Non-white
1935	1,111	692	419	17.6	18.5	16.1	5,031	643	4,388	79.5	17.2	169.1	2,489	1,346	1,143	39.3	36.0	44.1
1940	1,017	635	382	15.7	16.3	14.8	5,046	565	4,481	78.0	14.5	173.8	2,267	1,187	1,080	35.0	30.5	41.9
1945	960	609	351	12.8	12.8	12.7	5,385	721	4,664	71.8	15.2	169.2	1,913	1,104	809	25.5	23.3	29.3
1946	1,035	676	359	12.1	12.0	12.2	5,289	681	4,608	61.7	12.1	157.0	2,143	1,262	881	25.0	22.4	30.0
1947	1,060	681	379	11.2	10.9	11.9	6,056	744	5,312	64.2	11.9	166.4	2,220	1,301	919	23.5	20.9	28.8
1948	1,052	636	416	11.5	10.9	12.6	6,240	730	5,510	68.1	12.5	166.0	2,099	1,186	913	22.9	20.2	27.7
1949	1,032	616	416	11.0	10.5	11.9	6,847	712	6,135	73.2	12.1	175.8	2,048	1,185	863	21.9	20.2	24.7
1950	719	343	376	7.8	6.0	10.7	7,633	779	6,854	82.9	13.7	195.3	2,028	1,090	938	22.0	19.1	26.7
1951	707	340	367	7.4	5.7	10.2	8,326	836	7,490	87.5	14.1	208.8	2,058	1,105	953	21.6	18.6	26.6
1952	645	323	322	6.6	5.3	9.0	8,080	789	7,291	83.2	12.8	204.3	1,984	1,135	849	20.4	18.5	23.8
1953	609	254	355	6.3	4.1	9.9	8,407	794	7,613	86.3	12.9	213.0	2,005	1,083	922	20.6	17.6	25.8
1954	618	301	317	6.2	4.7	8.9	8,967	960	8,007	89.5	14.9	223.7	2,106	1,186	920	21.0	18.4	25.7
1955	634	303	331	6.3	4.7	9.2	9,415	962	8,453	93.9	15.0	234.4	1,992	1,091	901	19.9	17.0	25.0
1956	573	300	273	5.6	4.6	7.4	9,916	988	8,928	96.6	15.1	241.3	2,098	1,141	957	20.4	17.4	25.9
1957	579	291	288	5.7	4.4	7.9	10,061	1,042	9,019	98.8	15.9	247.3	2,062	1,148	914	20.2	17.6	25.1
1958	558	259	299	5.6	4.0	8.4	10,247	1,114	9,133	102.7	17.4	255.9	2,046	1,150	896	20.5	17.9	25.1
1959	580	275	305	5.8	4.3	8.6	9,557	1,035	8,522	96.1	16.2	240.6	2,126	1,196	930	21.4	18.7	26.3
1960	501	302	299	6.0	4.7	8.5	9,584	1,163	8,421	96.1	18.1	238.6	2,121	1,187	934	21.3	18.4	26.5
1961	510	234	276	5.1	3.6	7.6	9,880	1,246	8,634	98.4	19.4	239.0	1,976	1,073	903	19.7	16.7	25.0
1962	462	230	232	4.7	3.6	6.6	9,742	1,177	8,565	98.4	18.5	242.8	1,927	1,058	869	19.5	16.6	24.6
1963	464	221	243	4.7	3.4	7.0	9,995	1,345	8,650	100.6	20.8	248.7	1,933	1,102	831	19.5	17.1	23.9
1964	492	238	254	4.9	3.7	7.2	10,324	1,474	8,850	102.6	22.6	249.3	1,880	1,051	829	18.7	16.1	23.4
1965	412	213	199	4.4	3.5	5.8	10,476	1,596	8,880	111.0	26.5	260.3	1,755	974	781	18.6	16.2	22.9
1966	372	204	168	4.2	3.5	5.3	10,161	1,747	8,414	113.7	30.2	266.9	1,557	872	685	17.4	15.1	21.7
1967	356	184	172	4.1	3.2	5.8	9,984	1,882	8,102	115.5	33.0	275.2	1,491	873	618	17.2	15.3	21.0
1968	250	133	117	2.9	2.3	4.1	10,046	2,112	7,934	115.0	36.0	276.4	1,474	854	620	16.9	14.6	21.6

Year	Post Neonatal Deaths						Marriages***						Divorces and Annulments	
	Number			Rate			Number			Rate			Number	Rate
	Total	White	Non-white	Total	White	Non-white	Total	White	Non-white	Total	White	Non-white		
1935	1,827	881	946	28.9	23.6	36.4								
1940	1,470	664	806	22.8	17.1	31.2								
1945	1,268	624	644	16.7	13.1	23.4								
1946	925	432	493	10.8	7.6	16.8								
1947	1,019	470	549	10.8	7.5	17.2								
1948	1,051	475	576	11.5	8.1	17.4								
1949	1,045	483	562	11.2	8.2	16.1								
1950	1,052	428	624	11.5	7.5	17.7								
1951	1,198	443	755	12.6	7.5	21.0								
1952	1,174	432	742	12.1	7.0	20.8								
1953	1,046	386	660	10.7	6.2	18.5	52,092	40,894	11,144	14.5	16.2	10.3	6,809	1.9
1954	1,049	376	673	10.5	5.9	18.8	51,698	41,149	10,495	14.1	16.0	9.6	7,041	1.9
1955	993	365	628	9.9	5.7	17.4	54,780	43,062	11,653	14.7	16.5	10.4	7,547	2.0
1956	989	337	652	9.7	5.1	17.6	52,221	41,398	10,769	13.8	15.5	9.6	7,751	2.0
1957	1,037	334	703	10.2	5.1	19.2	51,235	41,090	10,080	13.3	15.0	8.9	8,798	2.3
1958	1,057	360	697	10.6	5.7	19.5	47,219	37,863	9,304	12.0	13.6	8.1	7,975	2.0
1959	1,107	359	748	11.1	5.6	21.1	48,928	38,913	9,970	12.3	13.7	8.7	8,609	2.2
1960	1,161	395	766	11.6	6.2	21.7	49,448	39,400	9,983	12.5	13.9	8.9	8,930	2.3
1961	974	316	658	9.7	10.9	18.2	52,062	42,335	9,655	13.0	14.8	8.5	9,521	2.4
1962	1,059	360	699	10.6	5.6	19.9	53,553	43,334	10,162	13.1	14.7	8.8	9,841	2.4
1963	1,151	380	771	11.5	5.9	22.2	56,803	46,684	10,112	13.6	15.7	8.4	10,569	2.5
1964	1,052	375	677	10.4	5.8	19.0	60,228	49,691	10,535	14.3	16.4	8.8	11,312	2.7
1965	979	325	654	10.4	5.4	19.2	55,537	44,755	10,781	12.7	14.3	8.7	12,043	2.8
1966	942	308	634	10.5	5.3	20.1	54,502	43,678	10,823	12.2	13.7	8.5	12,921	2.9
1967	811	264	547	9.4	4.6	18.6	57,218	45,725	11,493	12.7	14.2	9.0	14,347	3.2
1968	749	284	465	8.6	4.8	16.2	61,252	48,901	12,351	13.4	14.5	10.4	15,590	3.4

** Prior to 1954 fetal deaths include only those of twenty or more weeks gestation.

*** Race breakdown will not add to total due to events of unknown race.
 Live birth and death rates are per 1,000 population, maternal death ratios are per 10,000 live births; all other rates and/or ratios are per 1,000 live births. Not Available - Immature births are not available prior to 1947.

TABLE IV
LIVE BIRTHS BY BIRTH ORDER, RACE AND AGE OF MOTHER, GEORGIA, 1968

Birth Order and Race	Age of Mother																
	Number								Rate Per 1,000 Females								
	Total	15 & Under	16-17	18-19	20-34	35-39	40 & Over	Unk.	Total	15 & Under	16-17	18-19	20-34	35-39	40 & Over	Unk.	
TOTAL																	
Total	87,458	87,322	1,561	6,436	12,595	61,404	4,032	1,264	30	71.1	11.3	67.8	132.7	130.3	27.7	4.5	...
1	35,828	31,628	1,439	5,104	8,161	16,733	132	52	7	25.7	10.4	53.8	86.0	35.5	0.9	0.2	...
2	23,154	21,642	111	1,112	3,182	16,876	296	59	6	17.6	0.8	11.7	33.5	35.8	2.0	0.2	...
3	13,304	13,349	8	178	949	11,558	537	116	3	10.9	0.1	1.9	10.0	24.5	3.7	0.4	...
4	7,032	7,734	-	25	217	6,754	593	144	1	6.3	0	0.3	2.3	14.3	4.1	0.5	...
5	4,032	4,657	-	5	60	3,913	549	130	-	3.8	0	0.1	0.6	8.3	3.8	0.5	...
6 and Over	6394	8,220	-	1	13	5,513	1,922	761	10	6.7	0	0.0	0.1	11.7	13.2	2.7	...
Unknown		92	3	11	13	57	3	2	3	0.1	0.0	0.1	0.1	0.1	0.0	0.0	...
White																	
Total		58,616	479	3,079	7,582	44,310	2,453	698	15	65.0	4.7	44.3	109.1	127.9	22.9	3.4	...
1		22,179	456	2,657	5,436	13,478	106	41	5	24.6	4.5	38.2	78.2	38.9	1.0	0.2	...
2		15,815	21	375	1,670	13,472	226	45	6	17.5	0.2	5.4	24.0	38.9	2.1	0.2	...
3		9,471	-	38	372	8,530	436	93	2	10.5	0	0.5	5.4	24.6	4.1	0.4	...
4		5,171	-	6	74	4,467	493	131	-	5.7	0	0.1	1.1	12.9	4.6	0.6	...
5		2,783	-	1	20	2,241	421	100	-	3.1	0	0.0	0.3	6.5	3.9	0.5	...
6 and Over		3,166	-	-	5	2,103	769	288	1	3.5	0	0	0.1	6.1	7.2	1.4	...
Unknown		31	2	2	5	19	2	-	1	0.0	0.0	0.0	0.1	0.1	0.0	0	...
Nonwhite																	
Total		28,706	1,082	3,357	5,013	17,094	1,579	566	15	88.0	29.5	132.2	197.4	137.2	41.1	7.5	...
1		9,449	983	2,447	2,725	3,255	26	11	2	29.0	26.8	96.3	107.3	26.1	0.7	0.1	...
2		5,827	90	737	1,512	3,404	70	14	-	17.9	2.5	29.0	59.5	27.3	1.8	0.2	...
3		3,878	8	140	577	3,028	101	23	1	11.9	0.2	5.5	22.7	24.3	2.6	0.3	...
4		2,563	-	19	143	2,287	100	13	1	7.9	0	0.7	5.6	18.4	2.6	0.2	...
5		1,874	-	4	40	1,672	128	30	-	5.7	0	0.2	1.6	13.4	3.3	0.4	...
6 and Over		5,054	-	1	8	3,410	1,153	473	9	15.5	0	0.0	0.3	27.4	30.0	6.2	...
Unknown		61	1	9	8	38	1	2	2	0.2	0.0	0.4	0.3	0.3	0.0	0.0	...

TABLE V
LIVE BIRTHS TO UNWED MOTHERS, NUMBER AND RATE PER 1,000 LIVE BIRTHS, BY BIRTH ORDER, RACE AND AGE OF MOTHER, GEORGIA, 1968

Birth Order and Race	Age of Mother																
	Number								Rate Per 1,000 Live Births								
	Total	15 & Under	16-17	18-19	20-34	35-39	40 & Over	Unk.	Total	15 & Under	16-17	18-19	20-34	35-39	40 & Over	Unk.	
TOTAL																	
Total	10,047	880	2,054	2,279	4,401	308	115	10	115.1	563.7	319.1	180.9	71.7	76.4	91.0	333.3	
1	5,612	827	1,683	1,560	1,518	11	8	5	177.4	574.7	329.7	191.2	90.7	83.3	153.8	714.3	
2	1,799	49	311	519	897	19	4	-	83.1	441.4	279.7	163.1	53.2	64.2	67.8	0	
3	877	3	46	148	651	24	5	-	65.7	375.0	258.4	156.0	56.3	44.7	43.1	0	
4	544	-	6	37	473	20	7	1	70.3	0	240.0	170.5	70.0	33.7	48.6	1000.0	
5	339	-	2	7	289	33	8	-	72.8	0	400.0	116.7	73.9	60.1	61.5	0	
6 and Over	847	-	-	4	558	201	82	2	103.0	0	0	307.7	101.2	104.6	107.8	200.0	
Unknown	29	1	6	4	15	-	1	2	315.2	333.3	545.5	307.7	263.2	0	500.0	666.7	
White																	
Total	2,112	129	378	514	1,037	31	19	4	36.0	269.3	122.8	67.8	23.4	12.6	27.2	266.7	
1	1,577	128	361	455	621	6	3	3	71.1	280.7	135.9	83.7	46.1	56.6	73.2	600.0	
2	252	-	16	49	182	3	2	-	15.9	0	42.7	29.3	13.5	13.3	44.4	0	
3	104	-	-	7	92	3	2	-	11.0	0	0	18.8	10.8	6.9	21.5	0	
4	72	-	-	1	63	5	3	-	13.9	0	0	13.5	14.1	10.1	22.9	0	
5	39	-	-	1	29	5	4	-	14.0	0	0	50.0	12.9	11.9	40.0	0	
6 and Over	62	-	-	-	48	9	5	-	19.6	0	0	0	22.8	11.7	17.4	0	
Unknown	6	1	1	1	2	-	-	1	193.5	500.0	500.0	200.0	105.3	0	0	1000.0	
Nonwhite																	
Total	7,935	751	1,676	1,765	3,364	277	96	6	276.4	694.1	499.3	352.1	196.8	175.4	169.6	400.0	
1	4,035	699	1,322	1,105	897	5	5	2	427.0	711.1	540.3	405.5	275.6	192.3	454.5	1000.0	
2	1,547	49	295	470	715	16	2	-	265.5	544.4	400.3	310.8	210.0	228.6	142.9	0	
3	773	3	46	141	559	21	3	-	199.3	375.0	328.6	244.4	184.6	207.9	130.4	0	
4	472	-	6	36	410	15	4	1	184.2	0	315.8	251.7	179.3	150.0	307.7	1000.0	
5	300	-	2	6	260	28	4	-	160.1	0	500.0	150.0	155.5	218.8	133.3	0	
6 and Over	785	-	-	4	510	192	77	2	155.3	0	0	500.0	149.6	166.5	162.8	222.2	
Unknown	23	-	5	3	13	-	1	1	377.0	0	555.6	375.0	342.1	0	500.0	500.0	

TABLE VI-A - IMPORTANT CAUSES OF DEATH, NUMBER AND RATE IN SPECIFIED AGE GROUPS
BY RACE, GEORGIA, 1968

Rank	Age, Cause of Death and Eighth Revision of International List Number	Number			Rate per 100,000 Population		
		Total	White	Non- White	Total	White	Non- White
	<u>ALL AGES</u>						
	Total, all causes	41,331	27,855	13,476	904.8	823.2	1,137.9
1.	Total heart disease (390-398, 402, 404, 410-429)	14,155	10,306	3,849	309.9	304.6	325.0
	Active rheumatic fever and chronic rheumatic heart disease (390-398)	209	150	59	4.6	4.4	5.0
	Hypertensive heart disease (402,404)	453	197	256	9.9	5.8	21.6
	Ischemic heart disease (410-414)	12,326	9,312	3,014	269.8	275.2	254.5
	Chronic disease of endocardium and other myocardial insufficiency (424, 428)	247	144	103	5.4	4.3	8.7
	All other forms of heart disease (420-423, 425-427, 429)	920	503	417	20.1	14.9	35.2
2.	Cerebrovascular disease (430-438)	5,828	3,526	2,302	127.6	104.2	194.4
3.	Cancer (140-209)	5,534	4,059	1,475	121.1	120.0	124.5
4.	Influenza and pneumonia (470-474, 480-486)	2,022	1,162	860	44.3	34.3	72.6
	Influenza (470-474)	234	145	89	5.1	4.3	7.5
	Pneumonia (480-486)	1,788	1,017	771	39.1	30.1	65.1
5.	Motor vehicle accidents (E810-E823)	1,730	1,309	421	37.9	38.7	35.5
6.	All other accidents (E800-E807, E825-E949)	1,464	907	557	32.0	26.8	47.0
7.	Diseases of the veins and arteries (440, 441-448)	1,095	816	279	24.0	24.1	23.6
	Other diseases of arteries, arterioles, and capillaries (441-448)	428	336	92	9.4	9.9	7.8
	General arteriosclerosis (440)	667	480	187	14.6	14.2	15.8
8.	Birth injuries, immaturity and other causes of deaths in early infancy (760-778)	1,071	618	453	23.4	18.3	38.3
9.	Other diseases of the respiratory system (466, 490-493, 460-465, 500-519)	974	786	188	21.3	23.2	15.9
	Bronchitis and Bronchiolitis (466, 490-491)	137	116	21	3.0	3.4	1.8
	Emphysema (492)	460	425	35	10.1	12.6	3.0
	Asthma (493)	55	25	30	1.2	0.7	2.5
	Other diseases of respiratory system (460-465, 500-519)	322	220	102	7.0	6.5	8.6
10.	Homicides (Including legal intervention) (E960-E969, E970-E978)	700	221	479	15.3	6.5	40.4
	Legal intervention (E970-E978)	9	1	8	0.2	0.0	0.7
	All other causes (residual)	6,758	4,145	2,613	147.9	122.5	220.6
	<u>UNDER ONE YEAR*</u>						
	Total, all causes	2,223	1,138	1,085	2,545.8	1,941.4	3,779.7
1.	Influenza and pneumonia (470-474, 480-486)	437	135	302	500.4	230.3	1,052.0
	Influenza (470-474)	19	3	16	21.8	5.1	55.7
	Pneumonia (480-486)	418	132	286	478.7	225.2	996.3
2.	Congenital malformations (740-759)	290	218	72	332.1	371.9	250.8
3.	Immaturity (777)	250	133	117	286.3	226.9	407.6
4.	Postnatal asphyxia and atelectasis (776.9)	218	138	80	249.7	235.4	278.7
5.	Anoxic and hypoxic conditions not elsewhere classified (776.0, 776.2-776.4)	185	107	78	211.9	182.5	271.7
	Respiratory distress syndrome (776.2)	166	100	66	190.1	170.6	229.9
6.	Hyaline membrane (776.1)	153	91	62	175.2	155.2	216.0
7.	Conditions of mother including difficult labor (760-769)	89	43	46	101.9	73.4	160.2
8.	Accidents other than motor vehicle (E800-E807, E825-E949)	81	34	47	92.8	58.0	163.7
9.	Symptoms and ill-defined conditions (780-796)	59	22	37	67.6	37.5	128.9
10.	Certain gastrointestinal diseases (004, 006-009, 535, 561, 563)	55	13	42	63.0	22.2	146.3
	All other causes	406	204	202	464.9	348.0	703.7

* Rates for under one year age group are
per 100,000 live births.

TABLE VI-A - IMPORTANT CAUSES OF DEATH, NUMBER AND RATE IN SPECIFIED AGE GROUPS
BY RACE, GEORGIA, 1968 (CONT'D.)

Rank	Age, Cause of Death and Eighth Revision of International List Number	Number			Rate per 100,000 Population		
		Total	White	Non- White	Total	White	Non- White
	<u>ONE - FOUR YEARS</u>						
	Total, all causes	415	187	228	106.6	64.7	227.5
1.	Accidents, other than motor vehicle accidents (E800-E807, E825-E949)	98	33	65	25.2	11.4	64.9
	Accidents caused by fires and flames (E890-E899)	58	10	48	14.9	3.5	47.9
	Accidental drowning and submersion (E910-E929)	26	18	8	6.7	6.2	8.0
2.	Influenza and pneumonia (470-474, 480-486)	68	22	46	17.5	7.6	45.9
	Influenza (470-474)	4	3	1	1.0	1.0	1.0
	Pneumonia (480-486)	64	19	45	16.4	6.6	44.9
3.	Motor vehicle accidents (E810-E823)	51	30	21	13.1	10.4	21.0
	Pedestrian struck by motor vehicle (E814)	23	8	15	5.9	2.8	15.0
4.	Congenital malformations (740-759)	40	19	21	10.3	6.6	21.0
5.	Cancer (140-209)	23	19	4	5.9	6.6	4.0
6.	Dysentery (004, 006, 007, 009)	16	4	12	4.1	1.4	12.0
7.	Meningococcal infections (036)	14	7	7	3.6	2.4	7.0
8.	Inflammatory diseases of central nervous system (320-324)	13	6	7	3.3	2.1	7.0
8.	Other diseases of the respiratory system (466, 490-493, 460-465, 500-519)	13	7	6	3.3	2.4	6.0
10.	Heart disease (390-392, 393-398, 400-404, 410-414, 420-429)	10	3	7	2.6	1.0	7.0
	All other causes (residual)	69	37	32	17.7	12.8	31.9
	<u>FIVE - FOURTEEN YEARS</u>						
	Total, all causes	521	311	210	57.3	46.2	89.1
1.	Motor vehicle accidents (E810-E823)	151	112	39	16.6	16.6	16.6
	Motor vehicle in collision with another motor vehicle (E812)	29	25	4	3.2	3.7	1.7
	Pedestrian struck by motor vehicle (E814)	67	41	26	7.4	6.1	11.0
	Non-collision motor vehicle accident due to loss of control (E816)	21	19	2	2.3	2.8	0.8
2.	Accidents other than motor vehicle accidents (E800-E807, E825-E949)	135	62	73	14.9	9.2	31.0
	Accidents caused by fires and flames (E890-E899)	33	11	22	3.6	1.6	9.3
	Accidental drowning and submersion (E910)	56	25	31	6.2	3.7	13.2
3.	Cancer (140-209)	53	39	14	5.8	5.8	5.9
	Lymphatic leukemia (204)	12	9	3	1.3	1.3	1.3
4.	Congenital malformations (740-759)	31	19	12	3.4	2.8	5.1
5.	Influenza and pneumonia (470-474, 480-486)	23	13	10	2.5	1.9	4.2
	Influenza (470-474)	2	1	1	0.2	0.1	0.4
	Pneumonia (480-486)	21	12	9	2.3	1.8	3.8
6.	Other diseases of the central nervous system (340-349)	17	9	8	1.9	1.3	3.4
7.	Homicides (E960-E969)	11	4	7	1.2	0.6	3.0
7.	All other parasitic and infective diseases (000-003, 005, 008, 020-035, 037-061, 066-069, 071-079, 084-089, 100-136)	11	7	4	1.2	1.0	1.7
9.	Benign neoplasms and unspecified neoplasms (210-239)	9	3	6	1.0	0.4	2.5
9.	Heart disease (390-398, 402, 404, 410-429)	9	3	6	1.0	0.4	2.5
	All other causes (residual)	71	40	31	7.8	5.9	13.2

TABLE VI-A - IMPORTANT CAUSES OF DEATH, NUMBER AND RATE IN SPECIFIED AGE GROUPS
BY RACE, GEORGIA, 1968 (CONT'D.)

Rank	Age, Cause of Death and Eighth Revision of International List Number	Number			Rate per 100,000 Population		
		Total	White	Non- White	Total	White	Non- White
		<u>FIFTEEN - TWENTY-FOUR YEARS</u>					
	Total, all causes	1,220	793	427	144.7	125.6	201.8
1.	Motor vehicle accidents (E810-E823)	507	407	100	60.1	64.5	47.3
	Motor vehicle accidents involving collision with another vehicle (E812)	182	156	26	21.6	24.7	12.3
	Non-collision motor vehicle due to loss of control (E816)	216	169	47	25.6	26.8	22.2
2.	All other accidents (E800-E807, E825-E949)	175	109	66	20.8	17.3	31.2
	Accidental drowning and submersion (E910)	53	23	30	6.3	3.6	14.2
	Accidents caused by firearms (E922)	32	21	11	3.8	3.3	5.2
3.	Homicides (E960-E978)	157	44	113	18.6	7.0	53.4
4.	Suicides (E950-E959)	58	45	13	6.9	7.1	6.1
5.	Cancer (140-209)	56	39	17	6.6	6.2	8.0
6.	Influenza and pneumonia (470-474, 480-486)	35	21	14	4.2	3.3	6.6
	Influenza (470-474)	5	3	2	0.6	0.5	0.9
	Pneumonia (480-486)	30	18	12	3.6	2.9	5.7
7.	Heart disease (390-392, 393-398, 402, 404, 410-414, 420-429)	27	15	12	3.2	2.4	5.7
8.	Congenital malformations (740-759)	25	20	5	3.0	3.2	2.4
9.	Cerebrovascular disease (430-438)	17	6	11	2.0	1.0	5.2
10.	Other diseases of the central nervous system (340-349)	14	9	5	1.7	1.4	2.4
	All other causes (residual)	149	78	71	17.7	12.4	33.6
<u>TWENTY-FIVE - FORTY-FOUR YEARS</u>							
	Total, all causes	3,521	1,923	1,598	305.1	224.4	537.9
1.	Heart disease (390-392, 393-398, 402, 404, 410-414, 420-429)	591	347	244	51.2	40.5	82.1
	Active rheumatic fever (390-392)	1	1	-	0.1	0.1	0
	Chronic rheumatic heart disease (393-398)	43	25	18	3.7	2.9	6.1
	Hypertensive disease (402, 404)	13	1	12	1.1	0.1	4.0
	Ischemic heart disease (410-414)	456	285	171	39.5	33.3	57.6
	Other forms of heart disease (420-429)	78	35	43	6.8	4.1	14.5
2.	Motor vehicle accidents (E810-E823)	478	347	131	41.4	40.5	44.1
	Motor vehicle accident involving collision with another motor vehicle (E812)	190	151	39	16.5	17.6	13.1
	Non-collision accident due to loss of control (E816)	164	118	46	14.2	13.8	15.5
3.	Cancer (140-209)	404	270	134	35.0	31.5	45.1
	Cancer of bronchus and lung (162.1)	67	44	23	5.8	5.1	7.7
4.	Homicides (including legal intervention (E960-E978)	365	105	260	31.6	12.3	87.5
	Legal intervention (E970-E978)	4	1	3	0.3	0.1	1.0
5.	Accidents other than motor vehicle (E800-E807, E825-E949)	299	190	109	25.9	22.2	36.7
	Accidents caused by fires and flames (E890-E899)	49	26	23	4.2	3.0	7.7
	Accidental falls (E880-E887)	35	26	9	3.0	3.0	3.0
	Accidents caused by firearms (E922)	25	12	13	2.2	1.4	4.4
6.	Cerebrovascular disease (430-438)	216	82	134	18.7	9.6	45.1
7.	Suicides (E950-E959)	176	160	16	15.2	18.7	5.4
8.	Influenza and pneumonia (470-474, 480-486)	137	50	87	11.9	5.8	29.3
	Influenza (470-474)	22	12	10	1.9	1.4	3.4
	Pneumonia (480-486)	115	38	77	10.0	4.4	25.9
9.	Cirrhosis of liver (571)	91	54	37	7.9	6.3	12.5
	Alcoholic cirrhosis of liver (571.0)	46	28	18	4.0	3.3	6.1
10.	Neurosis, personality disorders and other non- psychotic mental disorders (300-309)	74	35	39	6.4	4.1	13.1
	Alcoholism (303)	72	33	39	6.2	3.9	13.1
	All other causes (residual)	690	283	407	59.8	33.0	137.0

TABLE VI-A - IMPORTANT CAUSES OF DEATH, NUMBER AND RATE IN SPECIFIED AGE GROUPS
BY RACE, GEORGIA, 1968 (CONT'D.)

Rank	Age, Cause of Death and Eighth Revision of International List Number	Number			Rate per 100,000 Population		
		Total	White	Non-White	Total	White	Non-White
	<u>FORTY-FIVE - SIXTY-FOUR YEARS</u>						
	Total, all causes	12,125	7,529	4,596	1,445.2	1,216.3	2,089.1
1.	Heart disease (390-392, 393-398, 402, 404, 410-414, 420-429)	4,526	3,002	1,524	539.5	485.0	692.7
	Active rheumatic fever (390-392)	1	-	1	0.1	0	0.5
	Chronic rheumatic heart disease (393-398)	83	61	22	9.9	9.9	10.0
	Hypertensive heart disease (402, 404)	130	26	104	15.5	4.2	47.3
	Ischemic heart disease (410-414)	3,964	2,758	1,206	472.5	445.6	548.2
	Other forms of heart disease (420-429)	348	157	191	41.5	25.4	86.8
2.	Cancer (140-209)	2,387	1,637	750	284.5	264.5	340.9
	Cancer of bronchus and lung (162.1)	550	433	117	65.6	70.0	53.2
	Pancreas (157)	138	111	27	16.4	17.9	12.3
3.	Cerebrovascular disease (430-438)	1,342	502	840	160.0	81.1	381.8
4.	Motor vehicle accidents (E810-E823)	370	279	91	44.1	45.1	41.4
	Motor vehicle accidents involving collision with another vehicle (E812)	178	132	46	21.2	21.3	20.9
	Non-collision motor vehicle accidents due to loss of control (E816)	84	69	15	10.0	11.1	6.8
5.	Accidents other than motor vehicle accidents (E800-E807, E825-E949)	341	225	116	40.6	36.3	52.7
	Accidental falls (E880-E887)	78	49	29	9.3	7.9	13.2
	Accidents caused by fire and flames (E890-E899)	64	38	26	7.6	6.1	11.8
6.	Influenza and pneumonia (470-474, 480-486)	339	171	168	40.4	27.6	76.4
	Influenza (470-474)	59	25	34	7.0	4.0	15.5
	Pneumonia (480-486)	280	146	134	33.4	23.6	60.9
7.	Other diseases of the respiratory system (460-465, 466, 490-493, 500-519)	323	246	77	38.5	39.7	35.0
	Emphysema (492)	157	136	21	18.7	22.0	9.5
8.	Cirrhosis of liver (571)	242	196	46	28.8	31.7	20.9
	Alcoholic cirrhosis (571.0)	92	79	13	11.0	12.8	5.9
9.	Diabetes mellitus (250)	225	107	118	26.8	17.3	53.6
10.	Suicides (E950-E959)	187	172	15	22.3	27.8	6.8
	All other causes (residual)	1,843	992	851	219.7	160.3	386.8
	<u>SIXTY-FIVE YEARS AND OVER</u>						
	Total, all causes	21,238	15,951	5,287	6,139.9	6,257.7	5,809.9
1.	Heart disease (390-398, 402, 404, 410-414, 420-429)	8,947	6,922	2,025	2,586.6	2,715.6	2,225.3
	Active rheumatic fever (390-392)	3	3	-	0.9	1.2	0
	Chronic rheumatic heart disease (393-398)	68	57	11	19.7	22.4	12.1
	Hypertensive heart disease (402, 404)	309	170	139	89.3	66.7	152.7
	Ischemic heart disease (410-414)	7,873	6,255	1,618	2,276.1	2,453.9	1,778.0
	Other forms of heart disease (420-429)	694	437	257	200.6	171.4	282.4
2.	Cerebrovascular disease (430-438)	4,239	2,932	1,307	1,225.5	1,150.3	1,436.3
3.	Cancer (140-209)	2,608	2,053	555	754.0	805.4	609.9
	Cancer of genitourinary organs (180-189)	545	389	156	157.6	152.6	171.4
	Cancer of bronchus and lung (162.1)	409	346	63	118.2	135.7	69.2
	Cancer of colon except rectum (153)	298	250	48	86.2	98.1	52.7
	Pancreas (157)	196	161	35	56.7	63.2	38.5
	Breast (174)	165	135	30	47.7	53.0	33.0
4.	Influenza and pneumonia (470-474, 480-486)	972	744	228	281.0	291.9	250.5
	Influenza (470-474)	123	98	25	35.6	38.4	27.5
	Pneumonia (480-486)	849	646	203	245.4	253.4	223.1
5.	Diseases of the arteries (440, 441-448)	889	687	202	257.0	269.5	222.0
	General arteriosclerosis (440)	603	451	152	174.3	176.9	167.0
	Other diseases of the arteries, arterioles and capillaries (441-448)	286	236	50	82.7	92.6	54.9
6.	Other respiratory diseases (460-465, 466, 490-493, 500-519)	539	491	48	155.8	192.6	52.7
	Emphysema (492)	296	282	14	85.6	110.6	15.4
7.	Diabetes mellitus (250)	376	253	123	108.7	99.3	135.2
8.	Accidents other than motor vehicle (E800-E807, E825-E949)	333	253	80	96.3	99.3	87.9
	Accidental falls (E880-E887)	187	170	17	54.1	66.7	18.7
9.	Ill-defined causes (780-796)	323	143	180	93.4	56.1	197.8
10.	Infections of the urinary tract other than nephrosis and nephritis (590-599)	294	201	93	85.0	78.9	102.2
	All other causes (residual)	1,718	1,272	446	496.7	499.0	490.1
	<u>UNKNOWN AGE</u>	68	23	45

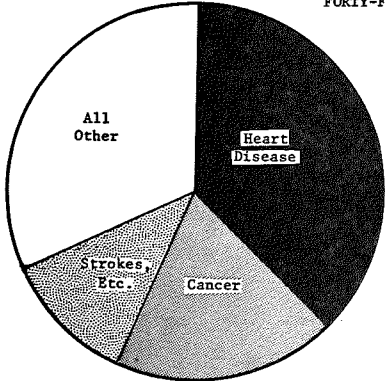
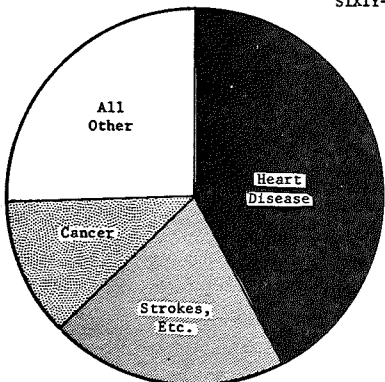
TABLE VI-B - IMPORTANT CAUSES OF DEATH, NUMBER AND PER CENT IN SPECIFIED AGE GROUPS, GEORGIA, 1968
(A cause of death must account for at least 5% of all deaths in a given age group to appear in the chart)

	Cause of Death*	Number	Per Cent	
TOTAL, ALL AGES				
	Total, all causes	41,331	100.0	
	Total heart disease	14,155	34.2	
	Cerebrovascular disease	5,828	14.1	
	Cancer	5,534	13.4	
	Influenza and pneumonia	2,022	4.9	
	Motor vehicle accidents	1,730	4.2	
	All other accidents	1,464	3.5	
	Diseases of veins and arteries	1,095	2.6	
	Birth injuries, immaturity and other causes of deaths in early infancy	1,071	2.6	
	Other diseases of the respiratory system	974	2.4	
	Homicides	700	1.7	
	All other causes (residual)	6,758	16.4	
	UNDER ONE YEAR			
		Total, all causes	2,223	100.0
Influenza and pneumonia		437	19.7	
Congenital malformations		290	13.0	
Immaturity		250	11.2	
Postnatal asphyxia and atelectasis		218	9.8	
Anoxic and hypoxic conditions not elsewhere classified		185	8.3	
Hyaline membrane		153	6.9	
Conditions of mother including difficult labor		89	4.0	
Accidents other than motor vehicle		81	3.6	
Symptoms and ill-defined conditions		59	2.7	
Certain gastrointestinal diseases		55	2.5	
All other causes (residual)		406	18.3	
ONE-FOUR YEARS				
		Total, all causes	415	100.0
	Accidents, other than motor vehicle accidents	98	23.6	
	Influenza and pneumonia	68	16.4	
	Motor vehicle accidents	51	12.3	
	Congenital malformations	40	9.6	
	Cancer	23	5.5	
	Dysentery	16	3.9	
	Meningococcal infections	14	3.4	
	Inflammatory infections of central nervous system	13	3.1	
	Other diseases of respiratory system	13	3.1	
	Heart disease	10	2.4	
	All other causes (residual)	69	16.6	

TABLE VI-B - IMPORTANT CAUSES OF DEATH, NUMBER AND PER CENT IN SPECIFIED AGE GROUPS, GEORGIA, 1968
(A cause of death must account for at least 5% of all deaths in a given age group to appear in the chart)

	Cause of Death*	Number	Per Cent
FIVE-FOURTEEN YEARS			
	Total, all causes	521	100.0
	Motor vehicle accidents	151	29.0
	Accidents other than motor vehicle accidents	135	25.9
	Cancer	53	10.2
	Congenital malformations	31	6.0
	Influenza and pneumonia	23	4.4
	Other diseases of central nervous system	17	3.3
	Homicides	11	2.1
	All other parasitic and infective diseases	11	2.1
	Benign neoplasms and unspecified neoplasms	9	1.7
	Heart disease	9	1.7
	All other causes (residual)	71	13.6
	FIFTEEN-TWENTY-FOUR YEARS		
	Total, all causes	1,220	100.0
	Motor vehicle accidents	507	41.6
	All other accidents	175	14.3
	Homicides	157	12.9
	Suicides	58	4.8
	Cancer	56	4.6
	Influenza and pneumonia	35	2.9
	Heart disease	27	2.2
	Congenital malformations	25	2.0
	Cerebrovascular disease	17	1.4
	Other diseases of the central nervous system	14	1.1
	All other causes (residual)	149	12.2
	TWENTY-FIVE-FORTY-FOUR YEARS		
	Total, all causes	3,521	100.0
	Heart disease	591	16.8
	Motor vehicle accidents	478	13.6
	Cancer	404	11.5
	Homicides	365	10.4
	Accidents other than motor vehicle accidents	299	8.5
	Cerebrovascular disease	216	6.1
	Suicides	176	5.0
	Influenza and pneumonia	137	3.9
	Cirrhosis of liver	91	2.6
	Neurosis, personality disorders and other non-psychotic mental disorders	74	2.1
	All other causes (residual)	690	19.6

TABLE VI-B - IMPORTANT CAUSES OF DEATH, NUMBER AND PER CENT IN SPECIFIED AGE GROUPS, GEORGIA, 1968
(A cause of death must account for at least 5% of all deaths in a given age group to appear in the chart)

	Cause of Death*	Number	Per Cent	
FORTY-FIVE-SIXTY-FOUR YEARS				
	Total, all causes	12,125	100.0	
	Heart disease	4,526	37.3	
	Cancer	2,387	19.7	
	Cerebrovascular disease	1,342	11.1	
	Motor vehicle accidents	370	3.1	
	Accidents other than motor vehicle accidents	341	2.8	
	Influenza and pneumonia	339	2.8	
	Other diseases of respiratory system	323	2.7	
	Cirrhosis of the liver	242	2.0	
	Diabetes mellitus	225	1.9	
	Suicides	187	1.5	
	All other causes (residual)	1,843	15.2	
	SIXTY-FIVE YEARS AND OVER			
		Total, all causes	21,238	100.0
Heart disease		8,947	42.1	
Cerebrovascular disease		4,239	20.0	
Cancer		2,608	12.3	
Influenza and pneumonia		972	4.6	
Diseases of the arteries		889	4.2	
Other respiratory diseases		539	2.5	
Diabetes mellitus		376	1.8	
Accidents other than motor vehicle accidents		333	1.6	
Ill-defined causes		323	1.5	
Infections of the urinary tract other than nephrosis and nephritis		294	1.4	
All other causes (residual)		1,718	8.1	

* See Table VI for Eighth Revision of International List Code Numbers.

TABLE VII - DEATHS FROM HEART DISEASE BY TYPE, BY AGE, GEORGIA, 1968

Type and Eighth Revision of International List Number of Causes of Death	Total all Ages	Age in Years									
		Under 5	5-14	15-24	25-34	35-44	45-54	55-64	65-74	75 & Over	Unknown Age
Number											
Total, all types (390-398, 402, 404, 410-429)	14,155	23	9	27	85	506	1,541	2,985	3,856	5,091	32
Active rheumatic fever and chronic rheumatic heart disease (390-398)	209	1	2	7	16	28	36	48	37	34	-
Hypertensive heart disease with or without renal disease (402, 404)	453	-	-	-	-	13	48	82	128	181	1
Ischaemic heart disease (410-414)	12,326	1	-	/	45	411	1,334	2,630	3,410	4,463	25
Other forms of heart disease (420-429)	1,167	21	7	13	24	54	123	225	281	413	6
Percentage Distribution											
Total, all types (390-398, 402, 404, 410-429)	100.0	100.0	100.0	100.0	100.0	100.0	100.0	100.0	100.0	100.0	100.0
Active rheumatic fever and chronic rheumatic heart disease (390-398)	1.5	4.3	22.2	25.9	18.8	5.5	2.3	1.6	1.0	0.7	0
Hypertensive heart disease with or without renal disease (402, 404)	3.2	0	0	0	0	2.6	3.1	2.7	3.3	3.6	3.1
Ischaemic heart disease (410-414)	87.1	4.3	0	25.9	53.0	81.2	86.6	88.2	88.4	87.6	78.1
Other forms of heart disease (420-429)	8.2	91.4	77.8	48.2	28.2	10.7	8.0	7.5	7.3	8.1	18.8

TABLE VIII - DEATHS FROM CANCER BY SITE, RACE AND SEX, GEORGIA, 1968

Site	Number					Percentage Distribution				
	Total	White		Nonwhite		Total	White		Nonwhite	
		Male	Female	Male	Female		Male	Female	Male	Female
Malignant Neoplasms, total all sites (140-209)	5,534	2,176	1,883	728	747	100.0	100.0	100.0	100.0	100.0
Buccal cavity and pharynx (140-149)	150	70	44	19	17	2.7	3.2	2.3	2.6	2.3
Digestive organs and peritoneum (150-159)	1,440	514	544	201	181	26.0	23.6	28.9	27.6	24.2
Esophagus (150)	118	48	26	35	9	2.1	2.2	1.4	4.8	1.2
Stomach (151)	239	83	68	55	33	4.3	3.8	3.6	7.6	4.4
Colon (153)	483	153	227	42	61	8.7	7.0	12.1	5.8	8.2
Rectum (154)	126	32	49	19	26	2.3	1.5	2.6	2.6	3.5
Pancreas (157)	283	130	102	22	29	5.1	6.0	5.4	3.0	3.9
Respiratory system (160-163)	1,107	730	150	191	36	20.0	33.5	8.0	26.2	4.8
Lung (162)	1,030	686	140	176	28	18.6	31.5	7.4	24.2	3.7
Breast (174)	473	4	341	2	126	8.5	0.2	18.1	0.3	16.9
Genital organs (180-187)	826	202	317	123	184	14.9	9.3	16.8	16.9	24.6
Cervix uteri (180)	227	-	127	-	100	4.1	0	6.7	0	13.4
Corpus uteri (182.0)	26	-	18	-	8	0.5	0	1.0	0	1.1
Uterus, unspecified (182.9)	74	-	37	-	37	1.3	0	2.0	0	5.0
Prostate (185)	307	190	-	117	-	5.5	8.7	0	16.1	0
Urinary organs (188-189)	235	118	58	31	28	4.2	5.4	3.1	4.3	3.7
Other and unspecified sites (164-173, 190-199, 208-209)	803	326	257	97	123	14.5	15.0	13.6	13.3	16.5
Leukemia and aleukemia (204-207)	253	111	92	25	25	4.6	5.1	4.9	3.4	3.3
Lymphosarcoma, etc. (200-203)	247	101	80	39	27	4.5	4.6	4.2	5.4	3.6

TABLE IX - MATERNAL DEATHS, NUMBERS AND RATIO PER 10,000 LIVE BIRTHS, BY RACE,
GEORGIA, 1968

Cause and Eighth Revision International List Number	Number			Ratio		
	Total	White	Nonwhite	Total	White	Nonwhite
Total, all causes (630-678)	30	9	21	3.4	1.5	7.3
Infections (630, 670-672)	3	1	2	0.3	0.2	0.7
Ectopic pregnancy (631)	5	2	3	0.6	0.3	1.0
Hemorrhage of pregnancy, childbirth, or puerperium (632, 651, 653)	5	1	4	0.6	0.2	1.4
Abortion (640-645)	5	-	5	0.6	0	1.7
Toxemia (637-639)	7	3	4	0.8	0.5	1.4
Rupture of uterus (659)	1	-	1	0.1	0	0.3
Embolism, pulmonary (673)	-	-	-	0	0	0
Anesthetic death (662)	-	-	-	0	0	0
Other diseases and conditions during pregnancy or puerperium (633-636, 674-678)	2	2	-	0.2	0.3	0
Other accidents or specified conditions during childbirth (650, 652, 654-658, 660, 661)	2	-	2	0.2	0	0.7

TABLE X - INFANT DEATHS, NUMBER AND RATE PER 1,000 LIVE BIRTHS, BY RACE, SEX AND AGE,
GEORGIA, 1968

Race and Sex	Number						Rate Per 1,000 Live Births					
	Under 1 Year	Under 28 Days				28 Days to 1 Year	Under 1 Year	Under 28 Days				28 Days to 1 Year
		Total	Under 1 Day	1-6 Days	7-27 Days			Total	Under 1 Day	1-6 Days	7-27 Days	
Total	2,223	1,474	765	534	175	749	25.5	16.9	8.8	6.1	2.0	8.6
Male	1,276	861	446	318	97	415	28.7	19.4	10.0	7.2	2.2	9.3
Female	947	613	319	216	78	334	22.1	14.3	7.4	5.0	1.8	7.8
White	1,138	854	446	335	73	284	19.4	14.6	7.6	5.7	1.2	4.8
Male	662	502	254	209	39	160	22.1	16.8	8.5	7.0	1.3	5.3
Female	476	352	192	126	34	124	16.6	12.3	6.7	4.4	1.2	4.3
Nonwhite	1,085	620	319	199	102	465	37.8	21.6	11.1	6.9	3.6	16.2
Male	614	359	192	109	58	255	42.2	24.7	13.2	7.5	4.0	17.5
Female	471	261	127	90	44	210	33.3	18.4	9.0	6.4	3.1	14.8

TABLE XI - INFANT DEATHS, NUMBER AND RATE PER 1,000 LIVE BIRTHS,
BY CAUSE, BY RACE, GEORGIA, 1968

Cause and Eighth Revision International List Number	Number			Rate		
	Total	White	Nonwhite	Total	White	Nonwhite
Total, all causes	2,223	1,138	1,085	25.5	19.4	37.8
Dysentery (004, 006, 007, 009)	45	7	38	0.5	0.1	1.3
Meningococcal infections (036)	4	3	1	0.0	0.1	0.0
Septicemia (038)	43	20	23	0.5	0.3	0.8
All other diseases classified as infective and parasitic (000-003, 005, 008, 020-035, 037, 039-061, 065-069, 071-079, 084-089, 100-136)	18	9	9	0.2	0.2	0.3
Cancer (140-209)	2	2	-	0.0	0.0	0
Neoplasm of unspecified nature of digestive organ (230)	1	-	1	0.0	0	0.0
Avitaminoses and other nutritional deficiencies (260-269)	23	3	20	0.3	0.1	0.7
Anemias (280-285)	1	-	1	0.0	0	0.0
Nonmeningococcal meningitis (320)	18	4	14	0.2	0.1	0.5
Other inflammatory diseases of central nervous system (321-324)	3	1	2	0.0	0.0	0.1
Other diseases of central nervous system (340-349)	9	4	5	0.1	0.1	0.2
Heart disease (410-429)	13	4	9	0.1	0.1	0.3
Cerebrovascular disease (430-438)	2	1	1	0.0	0.0	0.0
Influenza and pneumonia (470-474, 480-486)	437	135	302	5.0	2.3	10.5
Influenza (470-474)	19	3	16	0.2	0.1	0.6
Pneumonia (480-486)	418	132	286	4.8	2.3	10.0
Bronchitis, emphysema and asthma (466, 490-493)	11	7	4	0.1	0.1	0.1
Other diseases of the respiratory system (460-465, 500-519)	29	8	21	0.3	0.1	0.7
Intestinal obstruction and hernia (550-553, 560)	16	9	7	0.2	0.2	0.2
Gastritis, duodenitis, enteritis and colitis (535, 561, 563)	3	2	1	0.0	0.0	0.0
Congenital anomalies (740-759)	290	218	72	3.3	3.7	2.5
Anencephalus (740)	20	17	3	0.2	0.3	0.1
Spina bifida (741)	24	21	3	0.3	0.4	0.1
Congenital hydrocephalus (742)	14	8	6	0.2	0.1	0.2
Other congenital anomalies of nervous system (743)	13	10	3	0.1	0.2	0.1
Congenital anomalies of heart (746)	108	78	30	1.2	1.3	1.0
Other congenital anomalies of circulatory system (747)	14	14	-	0.2	0.2	0
Congenital anomalies of respiratory system (748)	9	5	4	0.1	0.1	0.1
Congenital anomalies of digestive system (750-751)	22	16	6	0.3	0.3	0.2
Congenital anomalies of urinary system (753)	12	7	5	0.1	0.1	0.2
Congenital anomalies of musculoskeletal system (754-756)	8	5	3	0.1	0.1	0.1
Congenital syndromes affecting multiple systems (759)	30	25	5	0.3	0.4	0.2
All other congenital anomalies (744, 745, 749, 752, 758)	16	12	4	0.2	0.2	0.1
Birth injury, difficult labor and other anoxic and hypoxic conditions (760-769, 770-776, 778-779)	821	485	336	9.4	8.3	11.7
Birth injuries (764-768 (.0-.3), 772)	47	24	23	0.5	0.4	0.8
Conditions of mother (760-763)	25	11	14	0.3	0.2	0.5
Asphyxia, anoxia, hypoxia (764-768 (.4-.9), 776)	570	343	227	6.5	5.9	7.9
Complications of pregnancy and child birth (769)	41	21	20	0.5	0.4	0.7
Conditions of placenta and umbilical cord (770-771)	63	47	16	0.7	0.8	0.6
Hemolytic disease of newborn (775)	20	17	3	0.2	0.3	0.1
Other diseases of the newborn (773, 778-779)	55	22	33	0.6	0.4	1.1
Immaturity, unqualified (777)	250	133	117	2.9	2.3	4.1
Symptoms and ill-defined conditions (780-796)	59	22	37	0.7	0.4	1.3
Motor vehicle accidents (E810-E823)	13	9	4	0.1	0.2	0.1
Accidents other than motor vehicle (E850-E936)	81	34	47	0.9	0.6	1.6
Accidental ingestion and inhalation of food and other objects (E911, E912)	36	17	19	0.4	0.3	0.7
Accidental mechanical suffocation (E913)	23	11	12	0.3	0.2	0.4
All other causes	31	18	13	0.4	0.3	0.5

TABLE XII - ACCIDENTAL DEATHS, NUMBER AND RATE, BY TYPE OF ACCIDENT, BY AGE, GEORGIA, 1968

Type of Accident (International List Number, Eighth Revision)	Number								Rate per 100,000 Population							
	Total All Ages	Age in Years							Total All Ages	Age in Years						
		Under 1	1-4	5-14	15-24	25-44	45-64	65 & Over		Under 1	1-4	5-14	15-24	25-44	45-64	65 & Over
Total, all accidents	3,194***	94	150	286	681	777	711	492	69.9	07.2	38.5	31.5	80.8	67.3	84.7	142.2
Transport Accidents (E800-E845)	1,830**	13	51	158	524	519	398	166	40.1	14.8	13.1	17.4	62.2	45.0	47.4	48.0
Railway Accidents (E800-E807)	21	-	-	2	3	8	5	3	0.5	0	0	0.2	0.4	0.7	0.6	0.9
Motor Vehicle Accidents (E810-E823)	1,730*	13	51	151	507	478	370	159	37.9	14.8	13.1	16.6	60.1	41.4	44.1	46.0
Other Road Vehicle Accidents (E825-E827)	4	-	-	1	-	1	2	-	0.1	0	0	0.1	0	0.1	0.2	0
Water Transport Accidents (E830-E838)	43	-	-	4	4	16	16	3	0.9	0	0	0.4	0.5	1.4	1.9	0.9
Air and Space Transport Accidents (E840-E845)	32	-	-	-	10	16	5	1	0.7	0	0	0	1.2	1.4	0.6	0.3
Non-Transport Accidents (E850-E949)	1,364**	81	99	128	157	258	313	326	29.9	92.4	25.4	14.1	18.6	22.4	37.3	94.2
Accidental Poisonings by Drugs and Medicaments (E850-E859)	23	1	3	-	1	8	9	1	0.5	1.1	0.8	0	0.1	0.7	1.1	0.3
Accidental Poisonings by Other Solid and Liquid Substance (E860-E869)	36	2	9	-	2	11	10	2	0.8	2.3	2.3	0	0.2	1.0	1.2	0.6
Accidental Poisonings from Gases and Vapors (E870-E877)	38	1	2	2	11	12	6	4	0.8	1.1	0.5	0.2	1.3	1.0	0.7	1.2
Accidental Falls (E880-E887)	317*	3	4	4	5	35	78	187	6.9	3.4	1.0	0.4	0.6	3.0	9.3	54.1
Accidents Caused by Fire and Flames (E890-E899)	295*	7	51	33	14	49	64	76	6.5	8.0	13.1	3.6	1.7	4.2	7.6	22.0
Accidental Drowning and Submersion (E910)	187	1	9	56	53	38	23	7	4.1	1.1	2.3	6.2	6.3	3.3	2.7	2.0
Inhalation and Ingestion of Food and Other Objects (E911-E912)	70	36	5	2	2	-	17	8	1.5	41.0	1.3	0.2	0.2	0	2.0	2.3
Accidental Mechanical Suffocation (E913)	34	23	1	2	3	2	1	2	0.7	26.2	0.3	0.2	0.4	0.2	0.1	0.6
Struck Accidentally by Falling Object (E916)	43	-	-	4	3	11	19	6	0.9	0	0	0.4	0.4	1.0	2.3	1.7
Accident Caused by Firearms (E922)	103	-	2	13	32	25	28	3	2.3	0	0.5	1.4	3.8	2.2	3.3	0.9
Accident Caused by Electric Current (E925)	37	-	-	1	8	21	7	-	0.8	0	0	0.1	0.9	1.8	0.8	0
All Other Machinery Accidents (E928)	25	-	1	-	2	11	10	1	0.5	0	0.3	0	0.2	1.0	1.2	0.3
Surgical and Medical Complications and Misadventures (E930-E936)	10	1	4	-	-	3	-	2	0.2	1.1	1.0	0	0	0.3	0	0.6
All Other Non-Transport Accidents (E900-E909, E914-E915, E917-E921, E923, E924, E926, E927, E929, E940-E949)	146	6	8	11	21	32	41	27	3.2	6.8	2.1	1.2	2.5	2.8	4.9	7.8

* Includes 1 of unknown age
** Includes 2 of unknown age
*** Includes 3 of unknown age

TABLE XIII VITAL STATISTICS, BY COUNTY, BY RACE, GEORGIA, 1968

ITEM	GEORGIA						APPLING						
	Number			Rate or Ratio*			Number			Rate or Ratio*			
	Total	White	Non-White	Total	White	Non-White	Total	White	Non-White	Total	White	Non-White	
1 Estimated population as of July 1,	4,568,000	3,383,700	1,184,300				14,500	11,500	3,100				1
LIVE BIRTHS													
2 Total	87,322	58,616	28,706	19.1	17.3	24.2	262	157	105	17.9	13.7	33.9	2
3 Delivered in hospital	82,509	58,441	24,068	94.5%	99.7%	83.6%	256	157	99	97.7%	100.0%	94.3%	3
4 Delivered in home by physician	709	89	620	0.8%	0.2%	2.2%	2	-	2	0.8%	0%	1.9%	4
5 Delivered by midwife	4,054	62	3,992	4.6%	0.1%	13.9%	4	-	4	1.5%	0%	3.8%	5
6 Other deliveries	50	24	26	0.1%	0.0%	0.1%	-	-	-	0%	0%	0%	6
7 Immature births	8,261	4,273	3,988	94.6	72.9	138.9	23	11	12	87.8	70.1	114.3	7
8 Live births to unwed mothers	10,046	2,112	7,934	115.0	36.0	276.4	27	6	21	103.1	38.2	200.0	8
FETAL DEATHS													
9 Total	2,591	1,672	919	29.7	28.5	32.0	2	2	-	7.6	12.7	0	9
10 Under 20 weeks gestation	1,034	836	198	11.8	14.3	6.9	1	1	-	3.8	6.4	0	10
11 20-27 weeks gestation	473	243	230	5.4	4.1	8.0	-	-	-	0	0	0	11
12 28 weeks and more	859	466	393	9.8	8.0	13.7	1	1	-	3.8	6.4	0	12
13 Unknown length of gestation	225	127	98	2.6	2.2	3.4	-	-	-	0	0	0	13
DEATHS													
14 Total, all ages	41,331	27,855	13,476	904.8	823.2	1137.9	132	98	34	904.1	852.2	1096.8	14
15 Under 1 year	2,223	1,138	1,085	25.5	19.4	37.8	7	3	4	26.7	19.1	38.1	15
16 Under 28 days	1,474	854	620	16.9	14.6	21.6	1	1	-	3.8	6.4	0	16
17 Deaths from immaturity	250	133	117	2.9	2.3	4.1	-	-	-	0	0	0	17
18 1-4 years **	415	187	228				1	-	1	0	0	0	18
19 Maternal deaths	30	9	21	3.4	1.5	7.3	-	-	-	0	0	0	19
CAUSE OF DEATH													
20 Dysentery (004,006,007,009)	89	32	57	1.9	0.9	4.8	1	1	-	6.8	8.7	0	20
21 Tuberculosis, all forms (010-019)	114	60	54	2.5	1.8	4.6	-	-	-	0	0	0	21
22 Meningococcal infections (036)	34	17	17	0.7	0.5	1.4	-	-	-	0	0	0	22
23 Acute infectious encephalitis (062-065)	7	5	2	0.2	0.1	0.2	-	-	-	0	0	0	23
24 Infectious Hepatitis (070)	19	13	6	0.4	0.4	0.5	-	-	-	0	0	0	24
25 Typhus and other rickettsioses (080-083)	2	2	-	0.0	0.1	0	-	-	-	0	0	0	25
26 Venereal disease (090-099)	18	3	15	0.4	0.1	1.3	-	-	-	0	0	0	26
27 All other diseases classified as infective and parasitic (000-003, 005, 008, 020-035, 037-061, 066-069, 071-079, 084-089, 100-136)	218	113	105	4.8	3.3	8.9	1	1	-	6.8	8.7	0	27
28 Malignant neoplasms, including neoplasms of lymphatic and haematopoietic tissues (140-209)	5,534	4,059	1,475	121.1	120.0	124.5	16	12	4	109.6	104.3	129.0	28
29 Benign neoplasms and neoplasms of unspecified nature (210-239)	105	59	46	2.3	1.7	3.9	-	-	-	0	0	0	29
30 Diabetes Mellitus (250)	662	392	270	14.5	11.6	22.8	2	1	1	13.7	8.7	32.3	30
31 Avitaminoses & other nutritional deficiency (260-269)	68	23	45	1.5	0.7	3.8	-	-	-	0	0	0	31
32 Anomias (280-285)	86	36	50	1.9	1.1	4.2	-	-	-	0	0	0	32
33 Nonmeningococcal meningitis (320)	56	17	39	1.2	0.5	3.3	-	-	-	0	0	0	33
34 Active rheumatic fever (390-392)	8	5	3	0.2	0.1	0.3	-	-	-	0	0	0	34
35 Chronic rheumatic heart disease (393-398)	201	145	56	4.4	4.3	4.7	1	1	-	6.8	8.7	0	35
36 Hypertensive disease (400-404)	742	311	431	16.2	9.2	36.4	1	-	1	6.8	0	32.3	36
37 Ischaemic heart disease (410-414)	12,326	9,312	3,014	269.8	275.2	254.5	42	35	7	287.7	304.3	225.8	37
38 Other forms of heart disease (420-429)	1,167	647	520	25.5	19.1	43.9	6	5	1	41.1	43.5	32.3	38
39 Cerebrovascular disease (430-438)	5,828	3,526	2,302	127.6	104.2	194.4	24	18	6	164.4	156.5	193.5	39
40 General arteriosclerosis (440)	667	480	187	14.6	14.2	15.8	4	3	1	27.4	26.1	32.3	40
41 Other diseases of arteries, arterioles, & capillaries (441-448)	428	336	92	9.4	9.9	7.8	1	-	1	6.8	0	32.3	41
42 Influenza (470-474)	234	145	89	5.1	4.3	7.5	3	2	1	20.5	17.4	32.3	42
43 Pneumonia (480-486)	1,788	1,017	771	39.1	30.1	65.1	4	2	2	27.4	17.4	64.5	43
44 Bronchitis, emphysema and asthma (466, 490-493)	652	566	86	14.3	16.7	7.3	3	3	-	20.5	26.1	0	44
45 Other diseases of the respiratory system (460-465, 500-519)	322	220	102	7.0	6.5	8.6	2	2	-	13.7	17.4	0	45
46 Peptic ulcer (531-533)	197	145	52	4.3	4.3	4.4	-	-	-	0	0	0	46
47 Appendicitis (540-543)	28	19	9	0.6	0.6	0.8	-	-	-	0	0	0	47
48 Intestinal obstruction and hernia (550-553, 560)	139	96	43	3.0	2.8	3.6	1	-	1	6.8	0	32.3	48
49 Gastritis, duodenitis, enteritis & colitis (535, 561, 563)	25	21	4	0.5	0.6	0.3	-	-	-	0	0	0	49
50 Cirrhosis of liver (571)	396	305	91	8.7	9.0	7.7	1	-	1	6.8	0	32.3	50
51 Nephritis and nephrosis (580-584)	275	120	155	6.0	3.5	13.1	-	-	-	0	0	0	51
52 Hypertrophy of prostate (600)	67	43	24	1.5	1.3	2.0	-	-	-	0	0	0	52
53 Complications of pregnancy, childbirth and the puerperium (630-678)	30	9	21	0.7	0.3	1.8	-	-	-	0	0	0	53
54 Congenital anomalies (740-759)	438	312	126	9.6	9.2	10.6	-	-	-	0	0	0	54
55 Birth injuries, difficult labor and other anoxic and hypoxic conditions (764-768, 772, 776)	617	367	250	13.5	10.8	21.1	1	1	-	6.8	8.7	0	55
56 Other causes of neonatal mortality (760-763, 769-771, 773-775, 777-779)	454	251	203	9.9	7.4	17.1	-	-	-	0	0	0	56
57 Symptoms and ill-defined conditions (780-796)	608	260	348	13.3	7.7	29.4	1	1	-	6.8	8.7	0	57
58 All other diseases (residual)	2,257	1,462	795	49.4	43.2	67.1	8	6	2	54.8	52.2	64.5	58
59 Motor vehicle accidents (E810-E823)	1,730	1,309	421	37.9	38.7	35.5	4	2	2	27.4	17.4	64.5	59
60 All other accidents (E800-E807, E825-E949)	1,464	907	557	32.0	28.8	47.0	3	1	2	20.5	8.7	64.5	60
61 Suicides (E950-E959)	497	448	49	10.9	13.2	4.1	2	1	1	13.7	8.7	32.3	61
62 Homicides (E960-E969)	691	220	471	15.1	6.5	39.8	-	-	-	0	0	0	62
63 Legal intervention (E970-E978)	9	1	8	0.2	0.0	0.7	-	-	-	0	0	0	63
64 All other external injuries (E980-E999)	34	19	15	0.7	0.6	1.3	-	-	-	0	0	0	64

TABLEXIII VITAL STATISTICS, BY COUNTY, BY RACE, GEORGIA, 1968

ITEM	ATKINSON						BACON						
	Number			Rate or Ratio*			Number			Rate or Ratio*			
	Total	White	Non-White	Total	White	Non-White	Total	White	Non-White	Total	White	Non-White	
1 Estimated population as of July 1,	6,300	4,600	1,700				8,400	7,100	1,300				1
LIVE BIRTHS													
2 Total	141	77	64	22.4	16.7	37.6	159	136	23	18.9	19.2	17.7	2
3 Delivered in hospital	136	77	59	96.5%	100.0%	92.2%	159	136	23	100.0%	100.0%	100.0%	3
4 Delivered in home by physician	4	-	4	2.8	0	6.3	-	-	-	0	0	0	4
5 Delivered by midwife	1	-	1	0.7	0	1.6	-	-	-	0	0	0	5
6 Other deliveries	-	-	-	0	0	0	-	-	-	0	0	0	6
7 Immature births	14	5	9	99.3	64.9	140.6	11	7	4	69.2	51.5	173.9	7
8 Live births to unwed mothers	20	3	17	141.8	39.0	265.6	16	6	10	100.6	44.1	434.8	8
FETAL DEATHS													
9 Total	7	3	4	49.6	39.0	62.5	-	-	-	0	0	0	9
10 Under 20 weeks gestation	2	2	-	14.2	26.0	0	-	-	-	0	0	0	10
11 20-27 weeks gestation	2	-	2	14.2	0	31.3	-	-	-	0	0	0	11
12 28 weeks and more	3	1	2	21.3	13.0	31.3	-	-	-	0	0	0	12
13 Unknown length of gestation	-	-	-	0	0	0	-	-	-	0	0	0	13
DEATHS													
14 Total, all ages	58	40	18	920.6	869.6	1058.8	95	84	11	1131.0	1183.1	846.2	14
15 Under 1 year	7	1	6	49.6	13.0	93.8	3	1	2	18.9	7.4	87.0	15
16 Under 28 days	3	1	2	21.3	13.0	31.3	2	1	1	12.6	7.4	43.5	16
17 Deaths from immaturity	4	1	3	28.4	13.0	46.9	-	-	-	0	0	0	17
18 1-4 years **	2	1	1	-	-	-	-	-	-	-	-	-	18
19 Maternal deaths	-	-	-	0	0	0	-	-	-	0	0	0	19
CAUSE OF DEATH													
20 Dysentery (004,006,007,009)	1	-	1	15.9	0	58.8	1	1	-	11.9	14.1	0	20
21 Tuberculosis, all forms (010-019)	-	-	-	0	0	0	-	-	-	0	0	0	21
22 Meningococcal infections (036)	-	-	-	0	0	0	-	-	-	0	0	0	22
23 Acute infectious encephalitis (062-065)	-	-	-	0	0	0	-	-	-	0	0	0	23
24 Infectious hepatitis (070)	-	-	-	0	0	0	-	-	-	0	0	0	24
25 Typhus and other rickettsioses (080-083)	-	-	-	0	0	0	-	-	-	0	0	0	25
26 Venereal disease (090-099)	-	-	-	0	0	0	-	-	-	0	0	0	26
27 All other diseases classified as infective and parasitic (000-003, 005, 008, 020-035, 037-061, 066-069, 071-079, 084-089, 100-136)	-	-	-	0	0	0	-	-	-	0	0	0	27
28 Malignant neoplasms, including neoplasms of lymphatic and hematopoietic tissues (140-209)	7	5	2	111.1	108.7	117.6	10	8	2	119.0	112.7	153.8	28
29 Benign neoplasms and neoplasms of unspecified nature (210-239)	-	-	-	0	0	0	-	-	-	0	0	0	29
30 Diabetes Mellitus (250)	-	-	-	0	0	0	2	2	-	23.8	28.2	0	30
31 Avitaminoses & other nutritional deficiency (260-269)	-	-	-	0	0	0	1	1	-	11.9	14.1	0	31
32 Anemias (280-285)	-	-	-	0	0	0	-	-	-	0	0	0	32
33 Nonmeningococcal meningitis (320)	-	-	-	0	0	0	-	-	-	0	0	0	33
34 Active rheumatic fever (390-392)	-	-	-	0	0	0	-	-	-	0	0	0	34
35 Chronic rheumatic heart disease (393-398)	-	-	-	0	0	0	-	-	-	0	0	0	35
36 Hypertensive disease (400-404)	-	-	-	0	0	0	1	-	1	11.9	0	76.9	36
37 Ischaemic heart disease (410-414)	17	14	3	269.8	304.3	176.5	44	41	3	523.8	577.5	230.8	37
38 Other forms of heart disease (420-429)	-	-	-	0	0	0	3	3	-	35.7	42.3	0	38
39 Cardiovascular disease (430-438)	6	5	1	95.2	108.7	58.8	8	7	1	95.2	98.6	76.9	39
40 General arteriosclerosis (440)	-	-	-	0	0	0	1	1	-	11.9	14.1	0	40
41 Other diseases of arteries, arterioles, & capillaries (441-448)	-	-	-	0	0	0	1	1	-	11.9	14.1	0	41
42 Influenza (470-474)	1	1	-	15.9	21.7	0	-	-	-	0	0	0	42
43 Pneumonia (480-486)	5	3	2	79.4	65.2	117.6	2	1	1	23.8	14.1	76.9	43
44 Bronchitis, emphysema and asthma (466, 490-493)	-	-	-	0	0	0	1	1	-	11.9	14.1	0	44
45 Other diseases of the respiratory system (460-465, 500-519)	2	1	1	31.7	21.7	58.8	4	4	-	47.6	56.3	0	45
46 Peptic ulcer (531-533)	1	1	-	15.9	21.7	0	-	-	-	0	0	0	46
47 Appendicitis (540-543)	-	-	-	0	0	0	-	-	-	0	0	0	47
48 Intestinal obstruction and hernia (550-553, 560)	-	-	-	0	0	0	1	1	-	11.9	14.1	0	48
49 Gastritis, duodenitis, enteritis & colitis (535, 561, 563)	-	-	-	0	0	0	-	-	-	0	0	0	49
50 Cirrhosis of liver (571)	-	-	-	0	0	0	-	-	-	0	0	0	50
51 Nephritis and nephrosis (580-584)	1	1	-	15.9	21.7	0	1	1	-	11.9	14.1	0	51
52 Hyperplasia of prostate (600)	-	-	-	0	0	0	-	-	-	0	0	0	52
53 Complications of pregnancy, childbirth and the puerperium (630-678)	-	-	-	0	0	0	-	-	-	0	0	0	53
54 Congenital anomalies (740-759)	1	1	-	15.9	21.7	0	-	-	-	0	0	0	54
55 Birth injuries, difficult labor and other anoxic and hypoxic conditions (764-768, 772, 776)	-	-	-	0	0	0	2	1	1	23.8	14.1	76.9	55
56 Other causes of neonatal mortality (760-763, 769-771, 773-775, 777-779)	4	1	3	63.5	21.7	176.5	-	-	-	0	0	0	56
57 Symptoms and ill-defined conditions (780-796)	1	-	1	15.9	0	58.8	-	-	-	0	0	0	57
58 All other diseases (residual)	2	1	1	31.7	21.7	58.8	2	1	1	23.8	14.1	76.9	58
59 Motor vehicle accidents (E810-E823)	3	2	1	47.6	43.5	58.8	3	3	-	35.7	42.3	0	59
60 All other accidents (E800-E807, E825-E949)	3	3	-	47.6	65.2	0	3	3	-	35.7	42.3	0	60
61 Suicides (E950-E959)	1	1	-	15.9	21.7	0	1	1	-	11.9	14.1	0	61
62 Homicides (E960-E969)	2	-	2	31.7	0	117.6	3	2	1	35.7	28.2	76.9	62
63 Legal intervention (E970-E978)	-	-	-	0	0	0	-	-	-	0	0	0	63
64 All other external injuries (E880-E999)	-	-	-	0	0	0	-	-	-	0	0	0	64

TABLE XIII VITAL STATISTICS, BY COUNTY, BY RACE, GEORGIA, 1968

ITEM	BAKER						BALDWIN					
	Number			Rate or Ratio*			Number			Rate or Ratio*		
	Total	White	Non-White	Total	White	Non-White	Total	White	Non-White	Total	White	Non-White
1 Estimated population as of July 1,	4,100	1,800	2,300				29,600	18,100	11,500			
LIVE BIRTHS												
2 Total	59	19	40	14.4	10.6	17.4	509	261	248	17.2	14.4	21.6
3 Delivered in hospital	37	19	18	62.7%	100.0%	45.0%	479	260	219	94.1%	99.6%	88.3%
4 Delivered in home by physician	-	-	-	0%	0%	0%	4	1	3	0.8%	0.4%	1.2%
5 Delivered by midwife	22	-	22	37.3%	0%	55.0%	26	-	26	5.1%	0%	10.5%
6 Other deliveries	-	-	-	0%	0%	0%	-	-	-	0%	0%	0%
7 Immature births	6	1	5	101.7	52.6	125.0	61	23	38	119.8	88.1	153.2
8 Live births to unwed mothers	14	2	12	237.3	105.3	300.0	60	14	46	117.9	53.6	185.5
FETAL DEATHS												
9 Total	1	-	1	16.9	0	25.0	8	4	4	15.7	15.3	16.1
10 Under 20 weeks gestation	-	-	-	0	0	0	2	2	-	3.9	7.7	0
11 20-27 weeks gestation	1	-	1	16.9	0	25.0	1	-	1	2.0	0	4.0
12 28 weeks and more	-	-	-	0	0	0	3	1	2	5.9	3.8	8.1
13 Unknown length of gestation	-	-	-	0	0	0	2	1	1	3.9	3.8	4.0
DEATHS												
14 Total, all ages	32	19	13	780.5	1055.6	565.2	258	147	111	871.6	812.2	965.2
15 Under 1 year	-	-	-	0	0	0	18	7	11	35.4	26.8	44.4
16 Under 28 days	-	-	-	0	0	0	9	6	3	17.7	23.0	12.1
17 Deaths from immaturity	-	-	-	0	0	0	1	1	-	2.0	3.8	0
18 1-4 years **	1	-	1	-	-	-	3	2	1	-	-	-
19 Maternal deaths	-	-	-	0	0	0	-	-	-	0	0	0
CAUSE OF DEATH												
20 Dysentery (004,006,007,009)	-	-	-	0	0	0	3	1	2	10.1	5.5	17.4
21 Tuberculosis, all forms (010-019)	-	-	-	0	0	0	-	-	-	0	0	0
22 Meningococcal infections (036)	-	-	-	0	0	0	-	-	-	0	0	0
23 Acute infectious encephalitis (062-065)	-	-	-	0	0	0	-	-	-	0	0	0
24 Infectious Hepatitis (070)	-	-	-	0	0	0	1	1	-	3.4	5.5	0
25 Typhus and other rickettsioses (080-083)	-	-	-	0	0	0	-	-	-	0	0	0
26 Venereal disease (090-099)	-	-	-	0	0	0	-	-	-	0	0	0
27 All other diseases classified as Infective and parasitic (000-003, 005, 008, 020-035, 037-061, 066-069, 071-079, 084-089, 100-136)	-	-	-	0	0	0	3	1	2	10.1	5.5	17.4
28 Malignant neoplasms, including neoplasms of lymphatic and haematopoietic tissues (140-209)	4	3	1	97.6	166.7	43.5	23	11	12	77.7	60.8	104.3
29 Benign neoplasms and neoplasms of unspecified nature (210-239)	-	-	-	0	0	0	-	-	-	0	0	0
30 Diabetes Mellitus (250)	1	1	-	24.4	55.6	0	4	3	1	13.5	16.6	8.7
31 Avitaminoses & other nutritional deficiency (260-269)	-	-	-	0	0	0	-	-	-	0	0	0
32 Anemias (280-285)	1	1	-	24.4	55.6	0	-	-	-	0	0	0
33 Nonmeningococcal meningitis (320)	1	-	1	24.4	0	43.5	1	-	1	3.4	0	8.7
34 Active rheumatic fever (390-392)	-	-	-	0	0	0	-	-	-	0	0	0
35 Chronic rheumatic heart disease (393-398)	-	-	-	0	0	0	2	1	1	6.8	5.5	8.7
36 Hypertensive disease (400-404)	1	-	1	24.4	0	43.5	4	1	3	13.5	5.5	26.1
37 Ischaemic heart disease (410-414)	8	6	2	195.1	333.3	87.0	86	57	29	290.5	314.9	252.2
38 Other forms of heart disease (420-429)	1	1	-	24.4	55.6	0	4	3	1	13.5	16.6	8.7
39 Cerebrovascular disease (430-438)	5	1	4	122.0	55.6	173.9	32	13	19	108.1	71.8	165.2
40 General arteriosclerosis (440)	-	-	-	0	0	0	-	4	-	13.5	22.1	0
41 Other diseases of arteries, arterioles, & capillaries (441-448)	-	-	-	0	0	0	2	2	-	6.8	11.0	0
42 Influenza (470-474)	-	-	-	0	0	0	1	-	1	3.4	0	8.7
43 Pneumonia (480-486)	1	1	-	24.4	55.6	0	22	12	10	74.3	66.3	87.0
44 Bronchitis, emphysema and asthma (466, 490-493)	-	-	-	0	0	0	2	2	-	6.8	11.0	0
45 Other diseases of the respiratory system (460-465, 500-519)	-	-	-	0	0	0	-	-	-	0	0	0
46 Peptic ulcer (531-533)	-	-	-	0	0	0	-	-	-	0	0	0
47 Appendicitis (540-543)	-	-	-	0	0	0	1	-	1	3.4	0	8.7
48 Intestinal obstruction and hernia (550-553, 560)	-	-	-	0	0	0	2	1	1	6.8	5.5	8.7
49 Gastritis, duodenitis, enteritis & colitis (535, 561, 563)	-	-	-	0	0	0	-	-	-	0	0	0
50 Cirrhosis of liver (571)	-	-	-	0	0	0	1	-	1	3.4	0	8.7
51 Nephritis and nephrosis (580-584)	-	-	-	0	0	0	2	-	2	6.8	0	17.4
52 Hyperplasia of prostate (600)	-	-	-	0	0	0	1	1	-	3.4	5.5	0
53 Complications of pregnancy, childbirth and the puerperium (630-678)	-	-	-	0	0	0	-	-	-	0	0	0
54 Congenital anomalies (740-759)	1	-	1	24.4	0	43.5	4	1	3	13.5	5.5	26.1
55 Birth injuries, difficult labor and other anoxic and hypoxic conditions (764-768, 772, 776)	-	-	-	0	0	0	5	4	1	16.9	22.1	8.7
56 Other causes of neonatal mortality (760-763, 769-771, 773-775, 777-779)	-	-	-	0	0	0	2	2	-	6.8	11.0	0
57 Symptoms and ill-defined conditions (780-796)	-	-	-	0	0	0	-	-	-	0	0	0
58 All other diseases (residual)	3	-	3	73.2	0	130.4	16	10	6	54.1	55.2	52.2
59 Motor vehicle accidents (E810-E823)	4	4	-	97.6	222.2	0	10	4	6	33.8	22.1	52.2
60 All other accidents (E800-E807, E825-E949)	1	1	-	24.4	55.6	0	13	6	7	43.9	33.1	60.9
61 Suicides (E950-E959)	-	-	-	0	0	0	4	4	-	13.5	22.1	0
62 Homicides (E960-E-969)	-	-	-	0	0	0	3	2	1	10.1	11.0	8.7
63 Legal intervention (E970-E978)	-	-	-	0	0	0	-	-	-	0	0	0
64 All other external injuries (E980-E999)	-	-	-	0	0	0	-	-	-	0	0	0

TABLE XIII VITAL STATISTICS, BY COUNTY, BY RACE, GEORGIA, 1968

ITEM	BANKS						BARTOW						
	Number			Rate or Ratio*			Number			Rate or Ratio*			
	Total	White	Non-White	Total	White	Non-White	Total	White	Non-White	Total	White	Non-White	
1 Estimated population as of July 1,	7,600	7,100	500				16,100	13,300	2,800				1
LIVE BIRTHS													
2 Total	91	80	11	12.0	11.3	22.0	280	205	75	17.4	15.4	26.8	2
3 Delivered in hospital	91	80	11	100.0%	100.0%	100.0%	279	205	74	99.6%	100.0%	98.7%	3
4 Delivered in home by physician				0%	0%	0%				0%	0%	0%	4
5 Delivered by midwife				0%	0%	0%	1		1	0.4%	0%	1.3%	5
6 Other deliveries				0%	0%	0%				0%	0%	0%	6
7 Immature births	8	5	3	87.9	62.5	272.7	29	15	14	103.6	73.2	186.7	7
8 Live births to unwed mothers	11	8	3	120.9	100.0	272.7	22	4	18	78.6	19.5	240.0	8
FETAL DEATHS													
9 Total	4	3	1	44.0	37.5	90.9	3	2	1	10.7	9.8	13.3	9
10 Under 20 weeks gestation				0	0	0				0	0	0	10
11 20-27 weeks gestation	1	1		11.0	12.5	0				0	0	0	11
12 28 weeks and more	2	1	1	22.0	12.5	90.9	3	2	1	10.7	9.8	13.3	12
13 Unknown length of gestation	1	1		11.0	12.5	0				0	0	0	13
DEATHS													
14 Total, all ages	63	60	3	828.9	845.1	600.0	145	127	18	900.6	954.9	642.9	14
15 Under 1 year				0	0	0	5	2	3	17.9	9.8	40.0	15
16 Under 28 days				0	0	0	3	2	1	10.7	9.8	13.3	16
17 Deaths from immaturity				0	0	0				0	0	0	17
18 1-4 years **	1	1					3	3					18
19 Maternal deaths				0	0	0							19
CAUSE OF DEATH													
20 Dysentery (004,006,007,009)				0	0	0	1		1	6.2	0	35.7	20
21 Tuberculosis, all forms (010-019)				0	0	0				0	0	0	21
22 Meningococcal infections (036)	1	1		13.2	14.1	0				0	0	0	22
23 Acute infectious encephalitis (062-065)				0	0	0				0	0	0	23
24 Infectious Hepatitis (070)				0	0	0				0	0	0	24
25 Typhus and other rickettsias (080-083)				0	0	0	1	1		6.2	7.5	0	25
26 Venereal disease (090-099)				0	0	0				0	0	0	26
27 All other diseases classified as infective and parasitic (000-003, 005, 008, 020-035, 037-051, 056-069, 071-079, 084-089, 100-136)				0	0	0				0	0	0	27
28 Malignant neoplasms, including neoplasms of lymphatic and hematopoietic tissues (140-209)	10	10		131.6	140.8	0	31	30	1	192.5	225.6	35.7	28
29 Benign neoplasms and neoplasms of unspecified nature (210-239)				0	0	0				0	0	0	29
30 Diabetes Mellitus (250)				0	0	0	2		2	12.4	0	71.4	30
31 Avitaminoses & other nutritional deficiency (260-269)				0	0	0				0	0	0	31
32 Anemias (280-285)				0	0	0				0	0	0	32
33 Nonmeningococcal meningitis (320)				0	0	0				0	0	0	33
34 Acute rheumatic fever (390-392)				0	0	0				0	0	0	34
35 Chronic rheumatic heart disease (393-398)				0	0	0				0	0	0	35
36 Hypertensive disease (400-404)	1	1		13.2	14.1	0	4	4		24.8	30.1	0	36
37 Ischaemic heart disease (410-414)	21	21		276.3	295.8	0	39	35	4	242.2	263.2	142.9	37
38 Other forms of heart disease (420-429)	1	1		13.2	14.1	0	4	4		24.8	30.1	0	38
39 Cardiovascular disease (430-438)	7	6	1	92.1	84.5	200.0	26	21	5	161.5	157.9	178.6	39
40 General arteriosclerosis (440)	2	2		25.3	28.2	0	1	1		6.2	7.5	0	40
41 Other diseases of arteries, arterioles, & capillaries (441-448)	2	2		26.3	28.2	0				0	0	0	41
42 Influenza (470-474)	3	2	1	39.5	28.2	200.0				0	0	0	42
43 Pneumonia (480-486)	1	1		13.2	14.1	0	9	7	2	55.9	52.6	71.4	43
44 Bronchitis, emphysema and asthma (466, 490-493)	1	1		0	0	0	4	3	1	24.8	22.6	35.7	44
45 Other diseases of the respiratory system (460-465, 500-519)	1	1		13.2	14.1	0				0	0	0	45
46 Peptic ulcer (531-533)				0	0	0	2		2	12.4	15.0	0	46
47 Appendicitis (540-543)				0	0	0				0	0	0	47
48 Intestinal obstruction and hernia (550-553, 560)				0	0	0	1	1		6.2	7.5	0	48
49 Gastritis, duodenitis, enteritis & colitis (535, 561, 563)				0	0	0				0	0	0	49
50 Cirrhosis of liver (571)				0	0	0				0	0	0	50
51 Nephritis and nephrosis (580-584)				0	0	0	1		1	6.2	0	35.7	51
52 Hyperplasia of prostate (600)				0	0	0				0	0	0	52
53 Complications of pregnancy, childbirth and the puerperium (630-678)				0	0	0				0	0	0	53
54 Congenital anomalies (740-759)				0	0	0	3	3		18.6	22.6	0	54
55 Birth injuries, difficult labor and other anoxic and hypoxic conditions (764-768, 772, 776)				0	0	0	2	1	1	12.4	7.5	35.7	55
56 Other causes of neonatal mortality (760-763, 769-771, 773-775, 777-779)				0	0	0	1	1		6.2	7.5	0	56
57 Symptoms and ill-defined conditions (780-796)				0	0	0	1	1		6.2	7.5	0	57
58 All other diseases (residual)	3	2	1	39.5	28.2	200.0	2	2		12.4	15.0	0	58
59 Motor vehicle accidents (E810-E823)	7	7		92.1	98.6	0	5	5		31.1	37.6	0	59
60 All other accidents (E800-E807, E825-E949)				0	0	0	3	3		18.6	22.6	0	60
61 Suicides (E950-E959)	1	1		13.2	14.1	0	2	2		12.4	15.0	0	61
62 Homicides (E960-E969)	2	2		25.3	28.2	0				0	0	0	62
63 Legal Intervention (E970-E978)				0	0	0				0	0	0	63
64 All other external injuries (E980-E999)				0	0	0				0	0	0	64

TABLE XIII VITAL STATISTICS, BY COUNTY, BY RACE, GEORGIA, 1968

ITEM	BARTOW						BEN HILL						
	Number			Rate or Ratio*			Number			Rate or Ratio*			
	Total	White	Non-White	Total	White	Non-White	Total	White	Non-White	Total	White	Non-White	
1 Estimated population as of July 1,	33,400	28,800	4,600				13,400	9,500	3,900				1
LIVE BIRTHS													
2 Total	697	572	125	20.9	19.9	27.2	237	152	85	17.7	16.0	21.8	2
3 Delivered in hospital	691	569	122	99.1%	99.5%	97.6%	233	152	81	98.3%	100.0%	95.3%	3
4 Delivered in home by physician	1	-	1	0.1%	0%	0.8%	-	-	-	0%	0%	0%	4
5 Delivered by midwife	5	3	2	0.7%	0.5%	1.6%	4	-	4	1.7%	0%	4.7%	5
6 Other deliveries	-	-	-	0%	0%	0%	-	-	-	0%	0%	0%	6
7 Immature births	49	32	17	70.3	55.9	136.0	19	5	14	80.2	32.9	164.7	7
8 Live births to unwed mothers	39	16	23	56.0	28.0	184.0	39	7	32	164.6	46.1	376.5	8
FETAL DEATHS													
9 Total	14	8	6	20.1	14.0	48.0	5	4	1	21.1	26.3	11.8	9
10 Under 20 weeks gestation	3	2	1	4.3	3.5	8.0	2	2	-	8.4	13.2	0	10
11 20-27 weeks gestation	-	-	-	0	0	0	1	1	-	4.2	6.6	0	11
12 28 weeks and more	10	6	4	14.3	10.5	32.0	2	1	1	8.4	6.6	11.8	12
13 Unknown length of gestation	1	-	1	1.4	0	8.0	-	-	-	0	0	0	13
DEATHS													
14 Total, all ages	313	254	59	937.1	881.9	1282.6	194	129	65	1447.8	1357.9	1666.7	14
15 Under 1 year	14	8	6	20.1	14.0	48.0	3	1	2	12.7	6.6	23.5	15
16 Under 28 days	8	4	4	11.5	7.0	32.0	2	2	2	8.4	0	23.5	16
17 Deaths from immaturity	1	-	1	1.4	0	8.0	1	-	1	4.2	0	11.8	17
18 1-4 years **	1	1	-	-	-	-	1	1	-	-	-	-	18
19 Maternal deaths	-	-	-	0	0	0	-	-	-	0	0	0	19
CAUSE OF DEATH													
20 Dysentery (004,006,007,009)	-	-	-	0	0	0	-	-	-	0	0	0	20
21 Tuberculosis, all forms (010-019)	-	-	-	0	0	0	-	-	-	0	0	0	21
22 Meningococcal infections (036)	1	1	-	3.0	3.5	0	1	1	-	7.5	10.5	0	22
23 Acute infectious encephalitis (062-065)	1	1	-	3.0	3.5	0	-	-	-	0	0	0	23
24 Infectious hepatitis (070)	1	-	-	0	0	0	-	-	-	0	0	0	24
25 Typhus and other rickettsias (080-083)	1	1	-	3.0	3.5	0	-	-	-	0	0	0	25
26 Venereal disease (090-099)	-	-	-	0	0	0	-	-	-	0	0	0	26
27 All other diseases classified as infective and parasitic (000-003, 005, 008, 020-035, 037-061, 066-069, 071-079, 084-089, 100-136)	1	1	-	3.0	3.5	0	1	-	1	7.5	0	25.6	27
28 Malignant neoplasms, including neoplasms of lymphatic and hematopoietic tissues (140-209)	47	38	9	140.7	131.9	195.7	27	18	9	201.5	189.5	230.8	28
29 Benign neoplasms and neoplasms of unspecified nature (210-239)	-	-	-	0	0	0	-	-	-	0	0	0	29
30 Diabetes Mellitus (250)	6	3	3	18.0	10.4	65.2	2	2	-	14.9	21.1	0	30
31 Avitaminoses & other nutritional deficiency (260-269)	-	-	-	0	0	0	-	-	-	0	0	0	31
32 Anemias (280-285)	1	-	1	3.0	0	21.7	1	1	-	7.5	10.5	0	32
33 Nonmeningococcal meningitis (320)	-	-	-	0	0	0	-	-	-	0	0	0	33
34 Active rheumatic fever (390-392)	-	-	-	0	0	0	-	-	-	0	0	0	34
35 Chronic rheumatic heart disease (393-398)	1	1	-	3.0	3.5	0	1	1	-	7.5	10.5	0	35
36 Hypertensive disease (400-404)	3	2	1	9.0	6.9	21.7	5	2	3	37.3	21.1	76.9	36
37 Ischaemic heart disease (410-414)	109	92	17	326.3	319.4	369.6	63	48	15	470.1	505.3	384.6	37
38 Other forms of heart disease (420-429)	7	5	2	21.0	17.4	43.5	4	3	1	29.9	31.6	25.6	38
39 Cerebrovascular disease (430-438)	43	37	6	128.7	128.5	130.4	42	24	18	313.4	252.6	461.5	39
40 General arteriosclerosis (440)	3	3	-	9.0	10.4	0	10	7	3	74.6	73.7	76.9	40
41 Other diseases of arteriosclerosis, arterioles, & capillaries (441-448)	1	1	-	3.0	3.5	0	-	-	-	0	0	0	41
42 Influenza (470-474)	2	1	1	6.0	3.5	21.7	2	1	1	14.9	10.5	25.6	42
43 Pneumonia (480-486)	7	7	-	21.0	24.3	0	6	4	2	44.8	42.1	51.3	43
44 Bronchitis, emphysema and asthma (466, 490-493)	3	3	-	9.0	10.4	0	3	3	-	22.4	31.6	0	44
45 Other diseases of the respiratory system (460-465, 500-519)	3	2	1	9.0	6.9	21.7	-	-	-	0	0	0	45
46 Peptic ulcer (531-533)	2	2	-	6.0	6.9	0	-	-	-	0	0	0	46
47 Appendicitis (540-543)	1	1	-	3.0	3.5	0	-	-	-	0	0	0	47
48 Intestinal obstruction and hernia (550-553, 560)	1	1	-	3.0	3.5	0	1	-	1	7.5	0	25.6	48
49 Gastritis, duodenitis, enteritis & colitis (535, 561, 563)	1	1	-	3.0	3.5	0	-	-	-	0	0	0	49
50 Cirrhosis of liver (571)	2	2	-	6.0	6.9	0	1	1	-	7.5	10.5	0	50
51 Nephritis and nephrosis (580-584)	1	1	-	3.0	3.5	0	-	-	-	0	0	0	51
52 Hyperplasia of prostate (600)	1	1	-	3.0	3.5	0	-	-	-	0	0	0	52
53 Complications of pregnancy, childbirth and the puerperium (630-678)	-	-	-	0	0	0	-	-	-	0	0	0	53
54 Congenital anomalies (740-759)	3	2	1	9.0	6.9	21.7	1	1	-	7.5	10.5	0	54
55 Birth injuries, difficult labor and other anoxic and hypoxic conditions (764-768, 772, 776)	5	2	3	15.0	6.9	65.2	1	-	1	7.5	0	25.6	55
56 Other causes of neonatal mortality (760-763, 769-771, 773-775, 777-779)	1	-	1	3.0	0	21.7	1	-	1	7.5	0	25.6	56
57 Symptoms and ill-defined conditions (780-796)	7	4	3	21.0	13.9	65.2	-	-	-	0	0	0	57
58 All other diseases (residual)	14	11	3	41.9	38.2	65.2	6	1	5	44.8	10.5	128.2	58
59 Motor vehicle accidents (E810-E823)	16	14	2	47.9	48.6	43.5	8	6	2	59.7	63.2	51.3	59
60 All other accidents (E800-E807, E825-E949)	11	8	3	32.9	27.8	65.2	5	4	1	37.3	42.1	25.6	60
61 Suicides (E950-E959)	4	4	-	12.0	13.9	0	-	-	-	0	0	0	61
62 Homicides (E960-E969)	3	1	2	9.0	3.5	43.5	1	1	-	7.5	10.5	0	62
63 Legal intervention (E970-E978)	-	-	-	0	0	0	-	-	-	0	0	0	63
64 All other external injuries (E980-E999)	-	-	-	0	0	0	-	-	-	0	0	0	64

TABLE XIII VITAL STATISTICS, BY COUNTY, BY RACE, GEORGIA, 1968

ITEM	BERRIEN						BISS						
	Number			Rate or Ratio*			Number			Rate or Ratio*			
	Total	White	Non-White	Total	White	Non-White	Total	White	Non-White	Total	White	Non-White	
1 Estimated population as of July 1.	11,000	9,400	1,600				151,400	102,400	49,000				1
LIVE BIRTHS													
2 Total	190	161	29	17.3	17.1	18.1	2,577	1,491	1,086	17.0	14.6	22.2	2
3 Delivered in hospital	189	161	28	99.5%	100.0%	96.6%	2,562	1,488	1,074	99.4%	99.8%	98.9%	3
4 Delivered in home by physician	1	-	1	0.5%	0%	3.4%	14	3	11	0.5%	0.2%	1.0%	4
5 Delivered by midwife	-	-	-	0%	0%	0%	1	-	1	0.0%	0%	0.1%	5
6 Other deliveries	-	-	-	0%	0%	0%	-	-	-	0%	0%	0%	6
7 Immature births	7	4	3	36.8	24.8	103.4	276	126	150	107.1	84.5	138.1	7
8 Live births to unwed mothers	9	3	6	47.4	18.6	206.9	372	44	328	144.4	29.5	302.0	8
FETAL DEATHS													
9 Total	5	3	2	26.3	18.6	69.0	56	25	31	21.7	16.8	28.5	9
10 Under 20 weeks gestation	2	2	-	10.5	12.4	0	12	6	6	4.7	4.0	5.5	10
11 20-27 weeks gestation	1	1	-	5.3	6.2	0	21	7	14	8.1	4.7	12.9	11
12 28 weeks and more	1	-	1	5.3	0	34.5	21	11	10	8.1	7.4	9.2	12
13 Unknown length of gestation	1	-	1	5.3	0	34.5	2	1	1	0.8	0.7	0.9	13
DEATHS													
14 Total, all ages	118	115	3	1072.7	1223.4	187.5	1,496	882	614	988.1	861.3	1253.1	14
15 Under 1 year	5	5	-	26.3	31.1	0	74	39	35	28.7	26.2	32.2	15
16 Under 28 days	2	2	-	10.5	12.4	0	50	28	22	19.4	18.8	20.3	16
17 Deaths from immaturity	1	1	-	5.3	6.2	0	6	3	3	2.3	2.0	2.8	17
18 1-4 years **	2	2	-	0	0	0	9	2	7	0	0	0	18
19 Maternal deaths	-	-	-	0	0	0	-	-	-	0	0	0	19
CAUSE OF DEATH													
20 Dysentery (004,006,007,009)	1	1	-	9.1	10.6	0	2	1	1	1.3	1.0	2.0	20
21 Tuberculosis, all forms (010-019)	-	-	-	0	0	0	3	2	1	2.0	2.0	2.0	21
22 Meningococcal Infections (036)	-	-	-	0	0	0	1	-	1	0.7	0	2.0	22
23 Acute infectious encephalitis (062-065)	-	-	-	0	0	0	-	-	-	0	0	0	23
24 Infectious Hepatitis (070)	-	-	-	0	0	0	2	1	1	1.3	1.0	2.0	24
25 Typhus and other rickettsioses (080-083)	-	-	-	0	0	0	-	-	-	0	0	0	25
26 Venereal disease (090-099)	-	-	-	0	0	0	-	-	-	0	0	0	26
27 All other diseases classified as Infective and parasitic (000-003, 005, 008, 020-035, 037-061, 066-069, 071-079, 084-089, 100-135)	-	-	-	0	0	0	9	6	3	5.9	5.9	6.1	27
28 Malignant neoplasms, including neoplasms of lymphatic and hematopoietic tissues (140-209)	14	14	-	127.3	148.9	0	213	146	67	140.7	142.6	136.7	28
29 Benign neoplasms and neoplasms of unspecified nature (210-239)	-	-	-	0	0	0	6	1	5	4.0	1.0	10.2	29
30 Diabetes Mellitus (250)	1	1	-	9.1	10.6	0	28	15	13	18.5	14.6	26.5	30
31 Avitaminoses & other nutritional deficiency (260-269)	-	-	-	0	0	0	3	2	1	2.0	2.0	2.0	31
32 Anemias (280-285)	1	1	-	9.1	10.6	0	7	1	6	4.6	1.0	12.2	32
33 Nonmeningococcal meningitis (320)	-	-	-	0	0	0	1	-	1	0.7	0	2.0	33
34 Active rheumatic fever (390-392)	-	-	-	0	0	0	1	-	1	0.7	0	2.0	34
35 Chronic rheumatic heart disease (393-398)	-	-	-	0	0	0	10	6	4	6.6	5.9	8.2	35
36 Hypertensive disease (400-404)	-	-	-	0	0	0	20	11	9	13.2	10.7	18.4	36
37 Ischaemic heart disease (410-414)	36	35	1	327.3	372.3	62.5	445	271	174	293.9	264.6	355.1	37
38 Other forms of heart disease (420-429)	1	1	-	9.1	10.6	0	29	16	13	19.2	15.6	26.5	38
39 Cerebrovascular disease (430-438)	19	19	-	172.7	202.1	0	228	116	112	150.6	113.3	228.6	39
40 General arteriosclerosis (440)	2	2	-	18.2	21.3	0	63	47	16	41.6	45.9	32.7	40
41 Other diseases of arteries, arterioles, & capillaries (441-448)	2	2	-	18.2	21.3	0	15	11	4	9.9	10.7	8.2	41
42 Influenza (470-474)	1	1	-	9.1	10.6	0	2	2	-	1.3	2.0	0	42
43 Pneumonia (480-486)	3	3	-	27.3	31.9	0	47	22	25	31.0	21.5	51.0	43
44 Bronchitis, emphysema and asthma (466, 490-493)	5	5	-	45.5	53.2	0	20	18	2	13.2	17.6	4.1	44
45 Other diseases of the respiratory system (460-465, 500-519)	-	-	-	0	0	0	14	9	5	9.2	8.8	10.2	45
46 Peptic ulcer (531-533)	-	-	-	0	0	0	5	4	1	3.3	3.9	2.0	46
47 Appendicitis (540-543)	-	-	-	0	0	0	2	1	1	1.3	1.0	2.0	47
48 Intestinal obstruction and hernia (550-553, 560)	1	1	-	9.1	10.6	0	6	4	2	4.0	3.9	4.1	48
49 Gastritis, duodenitis, enteritis & colitis (535, 561, 563)	-	-	-	0	0	0	1	1	-	0.7	1.0	0	49
50 Cirrhosis of liver (571)	2	2	-	18.2	21.3	0	10	9	1	6.6	8.8	2.0	50
51 Nephritis and nephrosis (580-584)	-	-	-	0	0	0	15	1	14	9.9	1.0	28.6	51
52 Hyperplasia of prostate (600)	-	-	-	0	0	0	2	1	1	1.3	1.0	2.0	52
53 Complications of pregnancy, childbirth and the puerperium (630-678)	-	-	-	0	0	0	-	-	-	0	0	0	53
54 Congenital anomalies (740-759)	2	2	-	18.2	21.3	0	12	7	5	7.9	6.8	10.2	54
55 Birth injuries, difficult labor and other anoxic and hypoxic conditions (764-768, 772, 776)	-	-	-	0	0	0	31	17	14	20.5	16.6	28.6	55
56 Other causes of neonatal mortality (760-763, 769-771, 773-775, 777-779)	2	2	-	18.2	21.3	0	8	5	3	5.3	4.9	6.1	56
57 Symptoms and ill-defined conditions (780-796)	2	2	-	18.2	21.3	0	10	4	6	5.6	3.9	12.2	57
58 All other diseases (residual)	11	11	-	100.0	117.0	0	99	58	41	65.4	56.6	83.7	58
59 Motor vehicle accidents (E810-E823)	5	5	-	45.5	53.2	0	35	20	15	23.1	19.5	30.6	59
60 All other accidents (E800-E807, E825-E949)	6	5	1	54.5	53.2	62.5	34	20	14	22.5	19.5	28.6	60
61 Suicides (E950-E959)	-	-	-	0	0	0	20	16	4	13.2	15.6	8.2	61
62 Homicides (E860-E-969)	1	-	1	9.1	0	62.5	37	10	27	24.4	9.8	55.1	62
63 Legal intervention (E970-E978)	-	-	-	0	0	0	-	-	-	0	0	0	63
64 All other external injuries (E980-E999)	-	-	-	0	0	0	-	-	-	0	0	0	64

TABLE XIII VITAL STATISTICS, BY COUNTY, BY RACE, GEORGIA, 1968

ITEM	BLECKLEY						BRANTLEY					
	Number			Rate or Ratio*			Number			Rate or Ratio*		
	Total	White	Non-White	Total	White	Non-White	Total	White	Non-White	Total	White	Non-White
1 Estimated population as of July 1,	10,100	7,400	2,700				5,900	5,200	700			
LIVE BIRTHS												
2 Total	157	89	68	15.5	12.0	25.2	101	88	13	17.1	16.9	18.6
3 Delivered in hospital	105	89	16	66.9%	100.0%	23.5%	97	88	9	96.0%	100.0%	69.2%
4 Delivered in home by physician	1		1	0.6%	0%	1.5%				0%	0%	0%
5 Delivered by midwife	1		1	0.6%	0%	1.5%				0%	0%	0%
6 Other deliveries	51		51	32.5%	0%	75.0%	4		4	4.0%	0%	30.8%
7 Immature births	10	2	8	6.3%	22.5	117.6	11	10	1	108.9	113.6	76.9
8 Live births to unwed mothers	24	3	21	152.9	33.7	308.8	7	5	2	69.3	56.8	153.8
FETAL DEATHS												
9 Total	5	2	3	31.8	22.5	44.1	1	1		9.9	11.4	0
10 Under 20 weeks gestation	3	2	1	19.1	22.5	14.7	1	1		9.9	11.4	0
11 20-27 weeks gestation	1		1	6.4	0	14.7				0	0	0
12 28 weeks and more	1		1	6.4	0	14.7				0	0	0
13 Unknown length of gestation	1		1	6.4	0	14.7				0	0	0
DEATHS												
14 Total, all ages	103	68	35	1019.8	918.9	1296.3	57	49	8	966.1	942.3	1142.9
15 Under 1 year	7	2	5	46.6	22.5	73.5	3	3		29.7	34.1	0
16 Under 28 days	5	2	3	31.8	22.5	44.1	2	2		19.8	22.7	0
17 Deaths from immaturity	2		2	0	0	0				0	0	0
18 1-4 years **	2		2	0	0	0				0	0	0
19 Maternal deaths				0	0	0				0	0	0
CAUSE OF DEATH												
20 Dysentery (004,006,007,009)				0	0	0				0	0	0
21 Tuberculosis, all forms (010-019)				0	0	0				0	0	0
22 Meningococcal infections (036)				0	0	0				0	0	0
23 Acute infectious encephalitis (052-065)				0	0	0				0	0	0
24 Infectious hepatitis (070)				0	0	0				0	0	0
25 Typhus and other rickettsioses (080-083)				0	0	0				0	0	0
26 Venereal disease (090-099)				0	0	0				0	0	0
27 All other diseases classified as infective and parasitic (000-003, 005, 008, 020-035, 037-061, 066-069, 071-079, 084-089, 100-136)	1		1	9.9	0	37.0	1	1		16.9	19.2	0
28 Malignant neoplasms, including neoplasms of lymphatic and haematopoietic tissues (140-209)	10	9	1	99.0	121.6	37.0	6	4	2	101.7	76.9	285.7
29 Benign neoplasms and neoplasms of unspecified nature (210-239)	1	1		9.9	13.5	0				0	0	0
30 Diabetes Mellitus (250)	3	1	2	29.7	13.5	74.1	2	2		33.9	38.5	0
31 Avitaminoses & other nutritional deficiency (260-269)				0	0	0				0	0	0
32 Anemias (280-285)				0	0	0				0	0	0
33 Nonmeningococcal meningitis (320)				0	0	0				0	0	0
34 Active rheumatic fever (390-392)				0	0	0				0	0	0
35 Chronic rheumatic heart disease (393-398)				0	0	0	1	1		16.9	19.2	0
36 Hypertensive disease (400-404)	4	2	2	39.6	27.0	74.1	1		1	16.9	0	142.9
37 Ischaemic heart disease (410-414)	24	20	4	237.6	270.3	148.1	12	12		203.4	230.8	0
38 Other forms of heart disease (420-429)	2	1	1	19.8	13.5	37.0	4	4		67.8	76.9	0
39 Cerebrovascular disease (430-438)	16	10	6	158.4	135.1	222.2	12	11	1	203.4	211.5	142.9
40 General arteriosclerosis (440)	2	1	1	19.8	13.5	37.0				0	0	0
41 Other diseases of arteries, arterioles, & capillaries (441-448)	1	1		9.9	13.5	0				0	0	0
42 Influenza (470-474)	2		2	19.8	0	74.1				0	0	0
43 Pneumonia (480-486)	10	5	5	99.0	67.6	185.2	3	2	1	50.8	38.5	142.9
44 Bronchitis, emphysema and asthma (466, 490-493)	4	4		39.6	54.1	0	1		1	16.9	0	142.9
45 Other diseases of the respiratory system (460-465, 500-519)				0	0	0				0	0	0
46 Peptic ulcer (531-533)				0	0	0				0	0	0
47 Appendicitis (540-543)				0	0	0				0	0	0
48 Intestinal obstruction and hernia (550-553, 560)				0	0	0				0	0	0
49 Gastritis, duodenitis, enteritis & colitis (535, 561, 563)	1		1	9.9	0	37.0				0	0	0
50 Cirrhosis of liver (571)				0	0	0				0	0	0
51 Nephritis and nephrosis (580-584)	2	1	1	19.8	13.5	37.0				0	0	0
52 Hyperplasia of prostate (600)				0	0	0				0	0	0
53 Complications of pregnancy, childbirth and the puerperium (630-678)				0	0	0				0	0	0
54 Congenital anomalies (740-759)	2	2		19.8	27.0	0	1	1		16.9	19.2	0
55 Birth injuries, difficult labor and other anoxic and hypoxic conditions (764-768, 772, 776)	2	1	1	19.8	13.5	37.0				0	0	0
56 Other causes of neonatal mortality (760-763, 769-771, 773-775, 777-779)				0	0	0	1	1		16.9	19.2	0
57 Symptoms and ill-defined conditions (780-796)	2	1	1	19.8	13.5	37.0	3	2	1	50.8	38.5	142.9
58 All other diseases (residual)	2	1	1	19.8	13.5	37.0	4	3	1	67.8	57.7	142.9
59 Motor vehicle accidents (E810-E823)	5	3	2	49.5	40.5	74.1	3	3		50.8	57.7	0
60 All other accidents (E800-E807, E825-E949)	2	2		19.8	27.0	0	1	1		16.9	19.2	0
61 Suicides (E950-E959)	2	2		19.8	27.0	0	1	1		16.9	19.2	0
62 Homicides (E960-E-969)	3		3	29.7	0	111.1				0	0	0
63 Legal intervention (E970-E978)				0	0	0				0	0	0
64 All other external injuries (E980-E999)				0	0	0				0	0	0

TABLE XIII VITAL STATISTICS, BY COUNTY, BY RACE, GEORGIA, 1968

ITEM	BROOKS						BRYAN					
	Number			Rate or Ratio*			Number			Rate or Ratio*		
	Total	White	Non-White	Total	White	Non-White	Total	White	Non-White	Total	White	Non-White
1 Estimated population as of July 1,	15,000	7,700	7,300				6,800	4,500	2,300			
LIVE BIRTHS												
2 Total	318	98	220	21.2	12.7	30.1	139	87	52	20.4	19.3	22.6
3 Delivered in hospital	218	97	121	68.6%	99.0%	55.0%	126	87	39	90.6%	100.0%	75.0%
4 Delivered in home by physician	4	1	3	1.3%	1.0%	1.4%	4	-	4	2.9%	0%	7.7%
5 Delivered by midwife	96	-	96	30.2%	0%	43.6%	9	-	9	6.5%	0%	17.3%
6 Other deliveries	-	-	-	0%	0%	0%	-	-	-	0%	0%	0%
7 Immature births	22	2	20	69.2	20.4	90.9	10	4	6	71.9	46.0	115.4
8 Live births to unwed mothers	53	3	50	166.7	30.6	227.3	14	3	11	100.7	34.5	211.5
FETAL DEATHS												
9 Total	11	6	5	34.6	61.2	22.7	5	5	-	36.0	57.5	0
10 Under 20 weeks gestation	1	1	-	3.1	10.2	0	3	3	-	21.6	34.5	0
11 20-27 weeks gestation	5	3	2	15.7	30.6	9.1	1	1	-	7.2	11.5	0
12 28 weeks and more	4	2	2	12.6	20.4	9.1	1	1	-	7.2	11.5	0
13 Unknown length of gestation	1	-	1	3.1	0	4.5	-	-	-	0	0	0
DEATHS												
14 Total, all ages	212	99	113	1413.3	1285.7	1547.9	75	47	28	1102.9	1044.4	1217.4
15 Under 1 year	8	4	4	25.2	40.8	18.2	5	2	3	36.0	23.0	57.7
16 Under 28 days	6	3	3	18.9	30.6	13.6	3	1	2	21.6	11.5	38.5
17 Deaths from immaturity	1	1	-	3.1	10.2	0	-	-	-	0	0	0
18 1-4 years **	3	-	3	-	-	-	-	-	-	-	-	-
19 Maternal deaths	-	-	-	0	0	0	-	-	-	0	0	0
CAUSE OF DEATH												
20 Dysentery (004,006,007,009)	1	-	1	6.7	0	13.7	-	-	-	0	0	0
21 Tuberculosis, all forms (010-019)	-	-	-	0	0	0	-	-	-	0	0	0
22 Meningococcal infections (036)	-	-	-	0	0	0	-	-	-	0	0	0
23 Acute infectious encephalitis (062-065)	-	-	-	0	0	0	-	-	-	0	0	0
24 Infectious Hepatitis (070)	-	-	-	0	0	0	-	-	-	0	0	0
25 Typhus and other rickettsioses (080-083)	-	-	-	0	0	0	-	-	-	0	0	0
26 Venereal disease (090-099)	-	-	-	0	0	0	-	-	-	0	0	0
27 All other diseases classified as infective and parasitic (000-003, 005, 008, 020-035, 037-061, 066-069, 071-079, 084-089, 100-136)	1	-	1	6.7	0	13.7	-	-	-	0	0	0
28 Malignant neoplasms, including neoplasms of lymphatic and haematopoietic tissues (140-209)	19	10	9	126.7	129.9	123.3	13	10	3	191.2	222.2	130.4
29 Benign neoplasms and neoplasms of unspecified nature (210-239)	1	-	1	6.7	0	13.7	-	-	-	0	0	0
30 Diabetes Mellitus (250)	4	2	2	26.7	26.0	27.4	3	2	1	44.1	44.4	43.5
31 Avitaminoses & other nutritional deficiency (260-269)	-	-	-	0	0	0	-	-	-	0	0	0
32 Anemias (280-285)	3	-	3	20.0	0	41.1	-	-	-	0	0	0
33 Nonmeningococcal meningitis (320)	-	-	-	0	0	0	-	-	-	0	0	0
34 Active rheumatic fever (390-392)	-	-	-	0	0	0	-	-	-	0	0	0
35 Chronic rheumatic heart disease (393-398)	-	-	-	0	0	0	-	-	-	0	0	0
36 Hypertensive disease (400-404)	2	1	1	13.3	13.0	13.7	2	1	1	29.4	22.2	43.5
37 Ischaemic heart disease (410-414)	83	39	44	553.3	505.5	602.7	20	9	11	294.1	200.0	478.3
38 Other forms of heart disease (420-429)	10	4	6	66.7	51.9	82.2	1	-	1	14.7	0	43.5
39 Cerebrovascular disease (430-438)	17	9	8	113.3	116.9	109.6	10	5	5	147.1	111.1	217.4
40 General arteriosclerosis (440)	1	1	-	6.7	13.0	0	1	1	-	14.7	22.2	0
41 Other diseases of arteries, arterioles, & capillaries (441-448)	5	2	3	33.3	26.0	41.1	2	2	-	29.4	44.4	0
42 Influenza (470-474)	-	-	-	0	0	0	-	-	-	0	0	0
43 Pneumonia (480-486)	10	5	5	66.7	64.9	68.5	3	2	1	44.1	44.4	43.5
44 Bronchitis, emphysema and asthma (466, 490-493)	4	4	-	26.7	51.9	0	2	2	-	29.4	44.4	0
45 Other diseases of the respiratory system (460-465, 500-519)	-	-	-	0	0	0	-	-	-	0	0	0
46 Peptic ulcer (531-533)	2	2	-	13.3	26.0	0	1	1	-	14.7	22.2	0
47 Appendicitis (540-543)	1	-	1	6.7	0	13.7	-	-	-	0	0	0
48 Intestinal obstruction and hernia (550-553, 560)	-	-	-	0	0	0	-	-	-	0	0	0
49 Gastritis, duodenitis, enteritis & colitis (535, 561, 563)	-	-	-	0	0	0	-	-	-	0	0	0
50 Cirrhosis of liver (571)	-	-	-	0	0	0	-	-	-	0	0	0
51 Nephritis and nephrosis (580-584)	4	1	3	26.7	13.0	41.1	1	1	-	14.7	22.2	0
52 Hyperplasia of prostate (600)	-	-	-	0	0	0	-	-	-	0	0	0
53 Complications of pregnancy, childbirth and the puerperium (630-678)	-	-	-	0	0	0	-	-	-	0	0	0
54 Congenital anomalies (740-759)	1	-	1	6.7	0	13.7	1	-	1	14.7	0	43.5
55 Birth injuries, difficult labor and other anoxic and hypoxic conditions (764-768, 772, 776)	4	2	2	26.7	26.0	27.4	2	1	1	29.4	22.2	43.5
56 Other causes of neonatal mortality (760-763, 769-771, 773-775, 777-779)	1	1	-	6.7	13.0	0	-	-	-	0	0	0
57 Symptoms and ill-defined conditions (780-796)	-	-	-	0	0	0	1	1	-	14.7	22.2	0
58 All other diseases (residual)	18	8	10	120.0	103.9	137.0	4	4	-	58.8	88.9	0
59 Motor vehicle accidents (E810-E823)	6	3	3	40.0	39.0	41.1	4	3	1	58.8	66.7	43.5
60 All other accidents (E800-E807, E825-E949)	10	5	5	66.7	64.9	68.5	3	1	2	44.1	22.2	87.0
61 Suicides (E950-E959)	-	-	-	0	0	0	-	-	-	0	0	0
62 Homicides (E960-E-969)	4	-	4	26.7	0	54.8	1	1	-	14.7	22.2	0
63 Legal intervention (E970-E978)	-	-	-	0	0	0	-	-	-	0	0	0
64 All other external injuries (E980-E999)	-	-	-	0	0	0	-	-	-	0	0	0

TABLE XIII VITAL STATISTICS, BY COUNTY, BY RACE, GEORGIA, 1968

ITEM	BULLOCH						BURKE					
	Number			Rate or Ratio*			Number			Rate or Ratio*		
	Total	White	Non-White	Total	White	Non-White	Total	White	Non-White	Total	White	Non-White
1 Estimated population as of July 1,	28,100	18,400	9,700				20,700	7,700	13,000			
LIVE BIRTHS												
2 Total	517	298	219	18.4	16.2	22.6	407	120	287	19.7	15.6	22.1
3 Delivered in hospital	498	298	200	96.3%	100.0%	91.3%	354	120	234	87.0%	100.0%	81.5%
4 Delivered in home by physician	7	-	7	1.4%	0%	3.2%	3	-	3	0.7%	0%	1.0%
5 Delivered by midwife	12	-	12	2.3%	0%	5.5%	50	-	50	12.3%	0%	17.4%
6 Other deliveries	-	-	-	0%	0%	0%	-	-	-	0%	0%	0%
7 Immature births	43	12	31	83.2	40.3	141.6	49	8	41	120.4	66.7	142.9
8 Live births to unwed mothers	61	4	57	118.0	13.4	260.3	94	3	91	231.0	25.0	317.1
FETAL DEATHS												
9 Total	12	3	9	23.2	10.1	41.1	11	1	10	27.0	8.3	34.8
10 Under 20 weeks gestation	1	-	1	1.9	0	4.6	-	-	-	0	0	0
11 20-27 weeks gestation	1	-	1	1.9	0	4.6	3	-	3	7.4	0	10.5
12 28 weeks and more	4	1	3	7.7	3.4	13.7	8	1	7	19.7	8.3	24.4
13 Unknown length of gestation	6	2	4	11.6	6.7	18.3	-	-	-	0	0	0
DEATHS												
14 Total, all ages	279	176	103	992.9	956.5	1061.9	240	78	162	1159.4	1013.0	1246.2
15 Under 1 year	10	5	5	19.3	16.8	22.8	17	1	16	41.8	8.3	55.7
16 Under 28 days	6	3	3	11.6	10.1	13.7	7	1	6	17.2	8.3	20.9
17 Deaths from immaturity	1	-	1	1.9	0	4.6	3	-	3	7.4	0	10.5
18 1-4 years **	5	2	3	-	-	-	3	-	3	-	-	-
19 Maternal deaths	1	-	1	19.3	0	45.7	-	-	-	0	0	0
CAUSE OF DEATH												
20 Dysentery (004,006,007,009)	2	-	2	7.1	0	20.6	1	-	1	4.8	0	7.7
21 Tuberculosis, all forms (010-019)	-	-	-	0	0	0	-	-	-	0	0	0
22 Meningococcal Infections (036)	1	1	-	3.6	5.4	0	-	-	-	0	0	0
23 Acute infectious encephalitis (062-065)	-	-	-	0	0	0	-	-	-	0	0	0
24 Infectious Hepatitis (070)	-	-	-	0	0	0	-	-	-	0	0	0
25 Typhus and other rickettsioses (080-083)	-	-	-	0	0	0	-	-	-	0	0	0
26 Venereal disease (090-099)	-	-	-	0	0	0	-	-	-	0	0	0
27 All other diseases classified as infective and parasitic (000-003, 005, 008, 020-025, 037-061, 066-069, 071-079, 084-089, 100-136)	-	-	-	0	0	0	1	1	-	4.8	13.0	0
28 Malignant neoplasms, including neoplasms of lymphatic and haematopoietic tissues (140-209)	34	21	13	121.0	114.1	134.0	21	8	13	101.4	103.9	100.0
29 Benign neoplasms and neoplasms of unspecified nature (210-239)	1	-	1	3.6	0	10.3	1	1	-	4.8	13.0	0
30 Diabetes Mellitus (250)	4	2	2	14.2	10.9	20.6	5	2	3	24.2	26.0	23.1
31 Avitaminoses & other nutritional deficiency (260-269)	-	-	-	0	0	0	2	-	2	9.7	0	15.4
32 Anemias (280-285)	-	-	-	0	0	0	-	-	-	0	0	0
33 Nonmeningococcal meningitis (320)	-	-	-	0	0	0	1	-	1	4.8	0	7.7
34 Active rheumatic fever (390-392)	-	-	-	0	0	0	-	-	-	0	0	0
35 Chronic rheumatic heart disease (393-398)	2	1	1	7.1	5.4	10.3	1	-	1	4.8	0	7.7
36 Hypertensive disease (400-404)	7	3	4	24.9	16.3	41.2	10	3	7	48.3	39.0	53.8
37 Ischaemic heart disease (410-414)	81	58	23	288.3	315.2	237.1	56	26	30	270.5	337.7	230.8
38 Other forms of heart disease (420-429)	4	2	2	14.2	10.9	20.6	11	2	9	53.1	26.0	69.2
39 Cerebrovascular disease (430-438)	44	26	18	156.6	141.3	185.6	61	16	45	294.7	207.8	346.2
40 General arteriosclerosis (440)	4	2	2	14.2	10.9	20.6	2	1	1	9.7	13.0	7.7
41 Other diseases of arteries, arterioles, & capillaries (441-448)	6	4	2	21.4	21.7	20.6	1	-	1	4.8	0	7.7
42 Influenza (470-474)	2	1	1	7.1	5.4	10.3	3	-	3	14.5	0	23.1
43 Pneumonia (480-486)	12	5	7	42.7	27.2	72.2	10	2	8	48.3	26.0	61.5
44 Bronchitis, emphysema and asthma (466, 490-493)	5	5	-	17.8	27.2	0	3	2	1	14.5	26.0	7.7
45 Other diseases of the respiratory system (460-465, 500-519)	2	1	1	7.1	5.4	10.3	1	1	-	4.8	13.0	0
46 Peptic ulcer (531-533)	-	-	-	0	0	0	1	-	1	4.8	0	7.7
47 Appendicitis (540-543)	-	-	-	0	0	0	-	-	-	0	0	0
48 Intestinal obstruction and hernia (550-553, 560)	-	-	-	0	0	0	-	-	-	0	0	0
49 Gastritis, duodenitis, enteritis & colitis (535, 561, 563)	-	-	-	0	0	0	-	-	-	0	0	0
50 Cirrhosis of liver (571)	3	3	-	10.7	16.3	0	-	-	-	0	0	0
51 Nephritis and nephrosis (580-584)	3	2	1	10.7	10.9	10.3	1	-	1	4.8	0	7.7
52 Hyperplasia of prostate (600)	-	-	-	0	0	0	-	-	-	0	0	0
53 Complications of pregnancy, childbirth and the puerperium (630-678)	1	-	1	3.6	0	10.3	-	-	-	0	0	0
54 Congenital anomalies (740-759)	2	1	1	7.1	5.4	10.3	1	-	1	4.8	0	7.7
55 Birth injuries, difficult labor and other anoxic and hypoxic conditions (764-768, 772, 776)	3	3	-	10.7	16.3	0	3	-	3	14.5	0	23.1
56 Other causes of neonatal mortality (760-763, 769-771, 773-775, 777-779)	2	-	2	7.1	0	20.6	3	-	3	14.5	0	23.1
57 Symptoms and ill-defined conditions (780-796)	14	7	7	49.8	38.0	72.2	-	-	-	0	0	0
58 All other diseases (residual)	10	7	3	35.6	38.0	30.9	11	5	6	53.1	64.9	46.2
59 Motor vehicle accidents (E810-E823)	16	13	3	56.9	70.7	30.9	11	2	9	53.1	26.0	69.2
60 All other accidents (E800-E807, E825-E949)	4	3	1	14.2	16.3	10.3	13	5	8	62.8	64.9	61.5
61 Suicides (E950-E959)	5	4	1	17.8	21.7	10.3	1	1	-	4.8	13.0	0
62 Homicides (E960-E969)	5	1	4	17.8	5.4	41.2	4	-	4	19.3	0	30.8
63 Legal intervention (E970-E978)	-	-	-	0	0	0	-	-	-	0	0	0
64 All other external injuries (E980-E999)	-	-	-	0	0	0	-	-	-	0	0	0

TABLEXIII VITAL STATISTICS, BY COUNTY, BY RACE, GEORGIA, 1968

ITEM	BUTTS						CALHOUN						
	Number			Rate or Ratio*			Number			Rate or Ratio*			
	Total	White	Non-White	Total	White	Non-White	Total	White	Non-White	Total	White	Non-White	
1 Estimated population as of July 1,	10,400	5,800	4,600				6,900	2,800	4,100				1
LIVE BIRTHS													
2 Total	199	88	111	19.1	15.2	24.1	140	30	110	20.3	10.7	26.8	2
3 Delivered in hospital	176	86	90	88.4%	97.7%	81.1%	75	30	45	53.6%	100.0%	40.9%	3
4 Delivered in home by physician	1	1	-	0.5%	1.1%	0	2	-	2	1.4%	0%	1.8%	4
5 Delivered by midwife	22	1	21	11.1%	1.1%	18.9%	63	-	53	45.0%	0%	57.3%	5
6 Other deliveries	-	-	-	0%	0%	0%	-	-	-	0%	0%	0%	6
7 Immature births	20	4	16	100.5	45.5	144.1	9	1	8	64.3	33.3	72.7	7
8 Live births to unwed mothers	35	1	34	175.9	11.4	306.3	27	2	25	192.9	66.7	227.3	8
FETAL DEATHS													
9 Total	9	7	2	45.2	79.5	18.0	1	-	1	7.1	0	9.1	9
10 Under 20 weeks gestation	4	3	1	20.1	34.1	9.0	-	-	-	0	0	0	10
11 20-27 weeks gestation	1	1	-	5.0	11.4	0	-	-	-	0	0	0	11
12 28 weeks and more	4	3	1	20.1	34.1	9.0	-	-	-	0	0	0	12
13 Unknown length of gestation	-	-	-	0	0	0	1	-	1	7.1	0	9.1	13
DEATHS													
14 Total, all ages	114	80	34	1096.2	1379.3	739.1	81	28	53	1173.9	1000.0	1292.7	14
15 Under 1 year	2	1	1	10.1	11.4	9.0	6	-	6	42.9	0	54.5	15
16 Under 28 days	1	1	-	5.0	11.4	0	3	-	3	21.4	0	27.3	16
17 Deaths from Immaturity	-	-	-	0	0	0	2	-	2	14.3	0	18.2	17
18 1-4 years **	-	-	-	0	0	0	1	-	1	-	0	0	18
19 Maternal deaths	-	-	-	0	0	0	-	-	-	0	0	0	19
CAUSE OF DEATH													
20 Dysentery (004,006,007,009)	-	-	-	0	0	0	-	-	-	0	0	0	20
21 Tuberculosis, all forms (010-019)	-	-	-	0	0	0	-	-	-	0	0	0	21
22 Meningococcal Infections (036)	-	-	-	0	0	0	-	-	-	0	0	0	22
23 Acute Infectious encephalitis (062-065)	-	-	-	0	0	0	-	-	-	0	0	0	23
24 Infectious Hepatitis (070)	-	-	-	0	0	0	-	-	-	0	0	0	24
25 Typhus and other rickettsioses (080-083)	-	-	-	0	0	0	-	-	-	0	0	0	25
26 Venereal disease (090-099)	-	-	-	0	0	0	-	-	-	0	0	0	26
27 All other diseases classified as Infective and parasitic (000-003, 005, 008, 020-035, 037-061, 066-069, 071-079, 084-089, 100-136)	-	-	-	0	0	0	-	-	-	0	0	0	27
28 Malignant neoplasms, including neoplasms of lymphatic and haematopoietic tissues (140-209)	10	5	5	96.2	86.2	108.7	10	2	8	144.9	71.4	195.1	28
29 Benign neoplasms and neoplasms of unspecified nature (210-239)	-	-	-	0	0	0	-	-	-	0	0	0	29
30 Diabetes Mellitus (250)	2	1	1	19.2	17.2	21.7	1	1	-	14.5	35.7	0	30
31 Avitaminoses & other nutritional deficiency (260-269)	-	-	-	0	0	0	1	-	1	14.5	0	24.4	31
32 Anemias (280-285)	2	1	1	19.2	17.2	21.7	-	-	-	0	0	0	32
33 Nonmeningococcal meningitis (320)	-	-	-	0	0	0	1	-	1	14.5	0	24.4	33
34 Active rheumatic fever (390-392)	-	-	-	0	0	0	-	-	-	0	0	0	34
35 Chronic rheumatic heart disease (393-398)	-	-	-	0	0	0	-	-	-	0	0	0	35
36 Hypertensive disease (400-404)	1	1	-	9.6	17.2	0	3	-	3	43.5	0	73.2	36
37 Ischaemic heart disease (410-414)	47	38	9	451.9	655.2	195.7	17	9	8	246.4	321.4	195.1	37
38 Other forms of heart disease (420-429)	1	1	-	9.6	17.2	0	4	2	2	58.0	71.4	48.8	38
39 Cardiovascular disease (430-438)	15	8	7	144.2	137.9	152.2	20	7	13	289.9	250.0	317.1	39
40 General arteriosclerosis (440)	-	-	-	0	0	0	1	-	1	14.5	0	24.4	40
41 Other diseases of arteries, arterioles, & capillaries (441-448)	1	1	-	9.6	17.2	0	1	-	1	14.5	0	24.4	41
42 Influenza (470-474)	-	-	-	0	0	0	-	-	-	0	0	0	42
43 Pneumonia (480-486)	11	8	3	105.8	137.9	65.2	5	2	3	72.5	71.4	73.2	43
44 Bronchitis, emphysema and asthma (466, 490-493)	1	1	-	9.6	17.2	0	1	1	-	14.5	35.7	0	44
45 Other diseases of the respiratory system (460-465, 500-519)	-	-	-	0	0	0	-	-	-	0	0	0	45
46 Peptic ulcer (531-533)	-	-	-	0	0	0	-	-	-	0	0	0	46
47 Appendicitis (540-543)	-	-	-	0	0	0	-	-	-	0	0	0	47
48 Intestinal obstruction and hernia (550-553, 560)	1	1	-	9.6	17.2	0	1	-	1	14.5	0	24.4	48
49 Gastritis, duodenitis, enteritis & colitis (535, 561, 563)	-	-	-	0	0	0	-	-	-	0	0	0	49
50 Cirrhosis of liver (571)	1	1	-	9.6	17.2	0	-	-	-	0	0	0	50
51 Nephritis and nephrosis (580-584)	1	1	-	9.6	17.2	0	-	-	-	0	0	0	51
52 Hyperplasia of prostate (600)	-	-	-	0	0	0	-	-	-	0	0	0	52
53 Complications of pregnancy, childbirth and the puerperium (630-678)	-	-	-	0	0	0	-	-	-	0	0	0	53
54 Congenital anomalies (740-759)	-	-	-	0	0	0	1	-	1	14.5	0	24.4	54
55 Birth injuries, difficult labor and other anoxic and hypoxic conditions (764-768, 772, 776)	-	-	-	0	0	0	-	-	-	0	0	0	55
56 Other causes of neonatal mortality (760-763, 769-771, 773-775, 777-779)	-	-	-	0	0	0	2	-	2	29.0	0	48.8	56
57 Symptoms and ill-defined conditions (780-796)	2	2	-	19.2	34.5	0	-	-	-	0	0	0	57
58 All other diseases (residual)	5	1	4	48.1	17.2	87.0	5	2	3	72.5	71.4	73.2	58
59 Motor vehicle accidents (E810-E823)	7	5	2	67.3	86.2	43.5	3	1	2	43.5	35.7	48.8	59
60 All other accidents (E800-E807, E825-E849)	1	1	-	9.6	17.2	0	3	1	2	43.5	35.7	48.8	60
61 Suicides (E950-E959)	3	3	-	28.8	51.7	0	-	-	-	0	0	0	61
62 Homicides (E960-E-969)	2	-	2	19.2	0	43.5	1	-	1	14.5	0	24.4	62
63 Legal Intervention (E970-E978)	-	-	-	0	0	0	-	-	-	0	0	0	63
64 All other external Injuries (E880-E999)	-	-	-	0	0	0	-	-	-	0	0	0	64

TABLE XIII VITAL STATISTICS, BY COUNTY, BY RACE, GEORGIA, 1968

ITEM	CAMDEN						CANDLER					
	Number			Rate or Ratio*			Number			Rate or Ratio*		
	Total	White	Non-White	Total	White	Non-White	Total	White	Non-White	Total	White	Non-White
1 Estimated population as of July 1,	11,200	6,800	4,400				6,900	4,500	2,300			
LIVE BIRTHS												
2 Total	212	121	91	18.9	17.8	20.7	106	57	49	15.4	12.4	21.3
3 Delivered in hospital	201	121	80	94.8%	100.0%	87.9%	106	57	49	100.0%	100.0%	100.0%
4 Delivered in home by physician	-	-	-	0%	0%	0%	-	-	-	0%	0%	0%
5 Delivered by midwife	10	-	10	4.7%	0%	11.0%	-	-	-	0%	0%	0%
6 Other deliveries	1	-	1	0.5%	0%	1.1%	-	-	-	0%	0%	0%
7 Immature births	12	6	6	56.6	49.6	65.9	16	6	10	150.9	105.3	204.1
8 Live births to unwed mothers	20	3	17	94.3	24.8	186.8	11	-	11	103.8	0	224.5
FETAL DEATHS												
9 Total	3	1	2	14.2	8.3	22.0	-	-	-	0	0	0
10 Under 20 weeks gestation	-	-	-	0	0	0	-	-	-	0	0	0
11 20-27 weeks gestation	1	-	1	4.7	0	11.0	-	-	-	0	0	0
12 28 weeks and more	1	-	1	4.7	0	11.0	-	-	-	0	0	0
13 Unknown length of gestation	1	1	-	4.7	8.3	0	-	-	-	0	0	0
DEATHS												
14 Total, all ages	78	43	35	696.4	632.4	795.5	77	54	23	1115.9	1173.9	1000.0
15 Under 1 year	6	1	5	28.3	8.3	54.9	4	2	2	37.7	35.1	40.8
16 Under 28 days	3	1	2	14.2	8.3	22.0	3	2	1	28.3	35.1	20.4
17 Deaths from immaturity	-	-	-	0	0	0	-	-	-	0	0	0
18 1-4 years **	-	-	-	0	0	0	-	-	-	0	0	0
19 Maternal deaths	-	-	-	0	0	0	-	-	-	0	0	0
CAUSE OF DEATH												
20 Dysentery (004,006,007,009)	1	-	1	8.9	0	22.7	-	-	-	0	0	0
21 Tuberculosis, all forms (010-019)	-	-	-	0	0	0	-	-	-	0	0	0
22 Meningococcal Infections (036)	1	-	1	8.9	0	22.7	-	-	-	0	0	0
23 Acute infectious encephalitis (062-065)	-	-	-	0	0	0	-	-	-	0	0	0
24 Infectious Hepatitis (070)	-	-	-	0	0	0	-	-	-	0	0	0
25 Typhus and other rickettsias (080-083)	-	-	-	0	0	0	-	-	-	0	0	0
26 Venereal disease (090-099)	-	-	-	0	0	0	-	-	-	0	0	0
27 All other diseases classified as infective and parasitic (000-003, 005, 008, 020-035, 037-061, 066-069, 071-079, 084-089, 100-136)	1	-	1	8.9	0	22.7	-	-	-	0	0	0
28 Malignant neoplasms, including neoplasms of lymphatic and haematopoietic tissues (140-209)	12	7	5	107.1	102.9	113.6	6	4	2	87.0	87.0	87.0
29 Benign neoplasms and neoplasms of unspecified nature (210-239)	1	-	1	8.9	0	22.7	-	-	-	0	0	0
30 Diabetes Mellitus (250)	2	1	1	17.9	14.7	22.7	4	4	-	58.0	87.0	0
31 Avitaminoses & other nutritional deficiency (260-269)	-	-	-	0	0	0	1	-	1	14.5	0	43.5
32 Anemias (280-285)	-	-	-	0	0	0	-	-	-	0	0	0
33 Nonmeningococcal meningitis (320)	-	-	-	0	0	0	-	-	-	0	0	0
34 Active rheumatic fever (390-392)	-	-	-	0	0	0	-	-	-	0	0	0
35 Chronic rheumatic heart disease (393-398)	-	-	-	0	0	0	-	-	-	0	0	0
36 Hypertensive disease (400-404)	1	1	-	8.9	14.7	0	-	-	-	0	0	0
37 Ischaemic heart disease (410-414)	16	10	6	142.9	147.1	136.4	23	21	2	333.3	456.5	87.0
38 Other forms of heart disease (420-429)	4	2	2	35.7	29.4	45.5	-	-	-	0	0	0
39 Cerebrovascular disease (430-438)	8	5	3	71.4	73.5	68.2	15	8	7	217.4	173.9	304.3
40 General arteriosclerosis (440)	1	1	-	8.9	14.7	0	-	-	-	0	0	0
41 Other diseases of arteries, arterioles, & capillaries (441-448)	-	-	-	0	0	0	-	-	-	0	0	0
42 Influenza (470-474)	-	-	-	0	0	0	-	-	-	0	0	0
43 Pneumonia (480-486)	4	2	2	35.7	29.4	45.5	6	5	1	87.0	108.7	43.5
44 Bronchitis, emphysema and asthma (466, 490-493)	4	2	2	35.7	29.4	45.5	1	1	-	14.5	21.7	0
45 Other diseases of the respiratory system (460-465, 500-519)	-	-	-	0	0	0	2	1	1	29.0	21.7	43.5
46 Peptic ulcer (531-533)	-	-	-	0	0	0	-	-	-	0	0	0
47 Appendicitis (540-543)	-	-	-	0	0	0	-	-	-	0	0	0
48 Intestinal obstruction and hernia (550-553, 560)	-	-	-	0	0	0	1	1	-	14.5	21.7	0
49 Gastritis, duodenitis, enteritis & colitis (535, 561, 563)	-	-	-	0	0	0	-	-	-	0	0	0
50 Cirrhosis of liver (571)	-	-	-	0	0	0	1	1	-	14.5	21.7	0
51 Nephritis and nephrosis (580-584)	1	-	1	8.9	0	22.7	1	1	-	14.5	21.7	0
52 Hyperplasia of prostate (600)	-	-	-	0	0	0	1	1	-	14.5	21.7	0
53 Complications of pregnancy, childbirth and the puerperium (630-678)	-	-	-	0	0	0	-	-	-	0	0	0
54 Congenital anomalies (740-759)	1	1	-	8.9	14.7	0	1	1	-	14.5	21.7	0
55 Birth injuries, difficult labor and other anoxic and hypoxic conditions (764-768, 772, 776)	-	-	-	0	0	0	2	1	1	29.0	21.7	43.5
56 Other causes of neonatal mortality (760-763, 769-771, 773-775, 777-779)	1	-	1	8.9	0	22.7	-	-	-	0	0	0
57 Symptoms and ill-defined conditions (780-796)	1	1	-	8.9	14.7	0	-	-	-	0	0	0
58 All other diseases (residual)	5	2	3	44.6	29.4	68.2	3	1	2	43.5	21.7	87.0
59 Motor vehicle accidents (E810-E823)	6	4	2	53.6	58.8	45.5	2	1	1	29.0	21.7	43.5
60 All other accidents (E800-E807, E825-E949)	7	4	3	62.5	58.8	68.2	4	2	2	58.0	43.5	87.0
61 Suicides (E950-E959)	-	-	-	0	0	0	-	-	-	0	0	0
62 Homicides (E960-E969)	-	-	-	0	0	0	3	-	3	43.5	0	130.4
63 Legal Intervention (E970-E978)	-	-	-	0	0	0	-	-	-	0	0	0
64 All other external injuries (E980-E999)	-	-	-	0	0	0	-	-	-	0	0	0

TABLE XIII VITAL STATISTICS, BY COUNTY, BY RACE, GEORGIA, 1968

ITEM	CARROLL						CATOOSA						
	Number			Rate or Ratio*			Number			Rate or Ratio*			
	Total	White	Non-White	Total	White	Non-White	Total	White	Non-White	Total	White	Non-White	
1 Estimated population as of July 1,	40,800	32,900	7,900				26,500	26,200	300				1
LIVE BIRTHS													
2 Total	889	645	244	21.8	19.6	30.9	439	431	8	16.6	16.5	26.7	2
3 Delivered in hospital	871	644	227	98.0%	99.8%	93.0%	438	430	8	99.8%	99.8%	100.0%	3
4 Delivered in home by physician	10	1	9	1.1%	0.2%	3.7%	-	-	-	0%	0%	0%	4
5 Delivered by midwife	8	-	8	0.9%	0%	3.3%	-	-	-	0%	0%	0%	5
6 Other deliveries	-	-	-	0%	0%	0%	1	1	-	0.2%	0.2%	0%	6
7 Immature births	99	55	44	111.4	85.3	180.3	28	26	2	63.8	60.3	250.0	7
8 Live births to unwed mothers	97	15	82	109.1	23.3	336.1	13	11	2	29.6	25.5	250.0	8
FETAL DEATHS													
9 Total	36	29	7	40.5	45.0	28.7	8	5	3	18.2	11.6	375.0	9
10 Under 20 weeks gestation	24	20	4	27.0	31.0	16.4	2	2	-	4.6	4.6	0	10
11 20-27 weeks gestation	4	2	2	4.5	3.1	8.2	2	2	-	4.6	4.6	0	11
12 28 weeks and more	7	6	1	7.9	9.3	4.1	1	-	1	2.3	0	125.0	12
13 Unknown length of gestation	1	1	-	1.1	1.6	0	3	1	2	6.8	2.3	250.0	13
DEATHS													
14 Total, all ages	443	362	81	1085.8	1100.3	1025.3	187	187	-	705.7	713.7	0	14
15 Under 1 year	13	7	6	16.6	10.9	24.6	14	14	-	31.9	32.5	0	15
16 Under 28 days	9	5	4	10.1	7.8	16.4	12	12	-	27.3	27.8	0	16
17 Deaths from immaturity	-	-	-	0	0	0	5	5	-	11.4	11.6	0	17
18 1-4 years **	-	-	-	-	-	-	-	-	-	-	-	0	18
19 Maternal deaths	-	-	-	0	0	0	-	-	-	0	0	0	19
CAUSE OF DEATH													
20 Dysentery (004,006,007,009)	-	-	-	0	0	0	-	-	-	0	0	0	20
21 Tuberculosis, all forms (010-019)	-	-	-	0	0	0	1	1	-	3.8	3.8	0	21
22 Meningococcal infections (036)	-	-	-	0	0	0	-	-	-	0	0	0	22
23 Acute infectious encephalitis (062-065)	-	-	-	0	0	0	-	-	-	0	0	0	23
24 Infectious Hepatitis (070)	-	-	-	0	0	0	-	-	-	0	0	0	24
25 Typhus and other rickettsioses (080-083)	-	-	-	0	0	0	-	-	-	0	0	0	25
26 Venereal disease (090-099)	-	-	-	0	0	0	-	-	-	0	0	0	26
27 All other diseases classified as Infective and parasitic (000-003, 005, 008, 020-035, 037-061, 066-069, 071-079, 084-089, 100-136)	-	-	-	0	0	0	-	-	-	0	0	0	27
28 Malignant neoplasms, including neoplasms of lymphatic and hematopoietic tissues (140-209)	62	53	9	152.0	161.1	113.9	29	29	-	109.4	110.7	0	28
29 Benign neoplasms and neoplasms of unspecified nature (210-239)	1	1	-	2.5	3.0	0	1	1	-	3.8	3.8	0	29
30 Diabetes Mellitus (250)	4	3	1	9.8	9.1	12.7	2	2	-	7.5	7.6	0	30
31 Avitaminoses & other nutritional deficiency (260-269)	-	-	-	0	0	0	-	-	-	0	0	0	31
32 Anemias (280-285)	-	-	-	0	0	0	-	-	-	0	0	0	32
33 Nonmeningococcal meningitis (320)	-	-	-	0	0	0	-	-	-	0	0	0	33
34 Active rheumatic fever (390-392)	-	-	-	0	0	0	-	-	-	0	0	0	34
35 Chronic rheumatic heart disease (393-398)	-	-	-	0	0	0	-	-	-	0	0	0	35
36 Hypertensive disease (400-404)	3	1	2	7.4	3.0	25.3	1	1	-	3.8	3.8	0	36
37 Ischaemic heart disease (410-414)	117	109	8	286.8	331.3	101.3	62	62	-	234.0	236.6	0	37
38 Other forms of heart disease (420-429)	21	19	2	51.5	57.8	25.3	6	6	-	22.6	22.9	0	38
39 Cardiovascular disease (430-438)	68	51	17	166.7	155.0	215.2	26	26	-	98.1	99.2	0	39
40 General arteriosclerosis (440)	7	7	-	17.2	21.3	0	1	1	-	3.8	3.8	0	40
41 Other diseases of arteries, arterioles, & capillaries (441-448)	7	7	-	17.2	21.3	0	3	3	-	11.3	11.5	0	41
42 Influenza (470-474)	7	5	2	17.2	15.2	25.3	1	1	-	3.8	3.8	0	42
43 Pneumonia (480-486)	17	11	6	41.7	33.4	75.9	4	4	-	15.1	15.3	0	43
44 Bronchitis, emphysema and asthma (466, 490-493)	8	8	-	19.6	24.3	0	4	4	-	15.1	15.3	0	44
45 Other diseases of the respiratory system (460-465, 500-519)	4	4	-	9.8	12.2	0	-	-	-	0	0	0	45
46 Peptic ulcer (531-533)	2	1	1	4.9	3.0	12.7	-	-	-	0	0	0	46
47 Appendicitis (540-543)	-	-	-	0	0	0	-	-	-	0	0	0	47
48 Intestinal obstruction and hernia (550-553, 560)	2	2	-	4.9	6.1	0	3	3	-	11.3	11.5	0	48
49 Gastritis, duodenitis, enteritis & colitis (535, 561, 563)	-	-	-	0	0	0	-	-	-	0	0	0	49
50 Cirrhosis of liver (571)	3	3	-	7.4	9.1	0	3	3	-	11.3	11.5	0	50
51 Nephritis and nephrosis (580-584)	5	3	2	12.3	9.1	25.3	-	-	-	0	0	0	51
52 Hypertrophia of prostate (590)	-	-	-	0	0	0	-	-	-	0	0	0	52
53 Complications of pregnancy, childbirth and the puerperium (630-678)	-	-	-	0	0	0	-	-	-	0	0	0	53
54 Congenital anomalies (740-759)	3	3	-	7.4	9.1	0	2	2	-	7.5	7.6	0	54
55 Birth injuries, difficult labor and other anoxic and hypoxic conditions (764-768, 772, 776)	2	1	1	4.9	3.0	12.7	3	3	-	11.3	11.5	0	55
56 Other causes of neonatal mortality (760-763, 769-771, 773-775, 777-779)	5	2	3	12.3	6.1	38.0	6	6	-	22.6	22.9	0	56
57 Symptoms and ill-defined conditions (780-796)	13	7	6	31.9	21.3	75.9	1	1	-	3.8	3.8	0	57
58 All other diseases (residual)	31	25	6	76.0	76.0	75.9	11	11	-	41.5	42.0	0	58
59 Motor vehicle accidents (E810-E823)	24	20	4	58.8	60.8	50.6	7	7	-	26.4	26.7	0	59
60 All other accidents (E800-E807, E825-E949)	15	10	5	36.8	30.4	63.3	4	4	-	15.1	15.3	0	60
61 Suicides (E950-E959)	5	5	-	12.3	15.2	0	4	4	-	15.1	15.3	0	61
62 Homicides (E960-E969)	7	1	6	17.2	3.0	75.9	2	2	-	7.5	7.6	0	62
63 Legal intervention (E970-E978)	-	-	-	0	0	0	-	-	-	0	0	0	63
64 All other external injuries (E980-E999)	-	-	-	0	0	0	-	-	-	0	0	0	64

TABLE XIII VITAL STATISTICS, BY COUNTY, BY RACE, GEORGIA, 1968

ITEM	CHARLTON						CHATHAM					
	Number			Rate or Ratio*			Number			Rate or Ratio*		
	Total	White	Non-White	Total	White	Non-White	Total	White	Non-White	Total	White	Non-White
1 Estimated population as of July 1,	6,100	4,300	1,800				180,000	14,000	66,000			
LIVE BIRTHS												
2 Total	133	76	57	21.8	17.7	31.7	3,709	2,238	1,471	20.6	19.6	22.3
3 Delivered in hospital	107	75	32	80.5%	98.7%	56.1%	3,692	2,236	1,456	99.5%	99.9%	99.0%
4 Delivered in home by physician				0%	0%	0%	15	2	13	0.4%	0.1%	0.9%
5 Delivered by midwife	26	1	25	19.5%	1.3%	43.9%				0%	0%	0%
6 Other deliveries				0%	0%	0%	2		2	0.1%	0%	0%
7 Immature births	9	6	3	67.7	78.9	52.6	349	156	193	94.1	69.7	131.2
8 Live births to unwed mothers	10	2	8	75.2	25.3	140.4	644	195	449	173.6	87.1	305.2
FETAL DEATHS												
9 Total	3		3	22.6	0	52.6	204	151	53	55.0	67.5	36.0
10 Under 20 weeks gestation				0	0	0	139	124	15	37.5	55.4	10.2
11 20-27 weeks gestation				0	0	0	31	12	19	8.4	5.4	12.9
12 28 weeks and more	2		2	15.0	0	35.1	33	15	18	8.9	6.7	12.2
13 Unknown length of gestation	1		1	7.5	0	17.5	1		1	0.3	0	0.7
DEATHS												
14 Total, all ages	52	35	17	852.5	814.0	944.4	2,015	1,109	906	1119.4	972.8	1372.7
15 Under 1 year	4	2	2	30.1	25.3	35.1	80	34	46	21.6	15.2	31.3
16 Under 28 days	4	2	2	30.1	25.3	35.1	59	28	31	15.9	12.5	21.1
17 Deaths from immaturity				0	0	0	20	9	11	5.4	4.0	7.5
18 1-4 years **							22	1	21			
19 Maternal deaths				0	0	0	1	1		2.7	4.5	0
CAUSE OF DEATH												
20 Dysentery (004,006,007,009)				0	0	0	2	1	1	1.1	0.9	1.5
21 Tuberculosis, all forms (010-019)				0	0	0	8	4	4	4.4	3.5	6.1
22 Meningococcal infections (036)				0	0	0	1		1	0.6	0	1.5
23 Acute infectious encephalitis (062-065)				0	0	0	2		2	1.1	0	3.0
24 Infectious hepatitis (070)	1	1		16.4	23.3	0	3	1	2	1.7	0.9	3.0
25 Typhus and other rickettsioses (080-083)				0	0	0				0	0	0
26 Venereal disease (090-099)				0	0	0	2		2	1.1	0	3.0
27 All other diseases classified as infective and parasitic (000-003, 005, 008, 020-035, 037-061, 066-069, 071-079, 084-089, 100-136)	1		1	16.4	0	55.6	7	3	4	3.9	2.6	6.1
28 Malignant neoplasms, including neoplasms of lymphatic and hematopoietic tissues (140-209)	10	7	3	163.9	162.8	166.7	293	172	121	162.8	150.9	183.3
29 Benign neoplasms and neoplasms of unspecified nature (210-239)				0	0	0	3	2	1	1.7	1.8	1.5
30 Diabetes Mellitus (250)	1	1		16.4	23.3	0	44	24	20	24.4	21.1	30.3
31 Avitaminoses & other nutritional deficiency (260-269)	1	1		16.4	23.3	0	3	1	2	1.7	0.9	3.0
32 Anemias (280-285)				0	0	0	4	1	3	2.2	0.9	4.5
33 Nonmeningococcal meningitis (320)				0	0	0	4	1	3	2.2	0.9	4.5
34 Active rheumatic fever (390-392)				0	0	0				0	0	0
35 Chronic rheumatic heart disease (393-398)				0	0	0	13	7	6	7.2	6.1	9.1
36 Hypertensive disease (400-404)				0	0	0	45	7	38	25.0	6.1	57.6
37 Ischaemic heart disease (410-414)	14	11	3	229.5	255.8	166.7	589	403	186	327.2	353.5	281.8
38 Other forms of heart disease (420-429)	2		2	32.8	0	111.1	54	20	34	30.0	17.5	51.5
39 Cerebrovascular disease (430-438)	7	5	2	114.8	116.3	111.1	308	128	180	171.1	112.3	272.7
40 General arteriosclerosis (440)	1	1		16.4	23.3	0	51	19	32	28.3	16.7	48.5
41 Other diseases of arteries, arterioles, & capillaries (441-448)				0	0	0	30	22	8	16.7	19.3	12.1
42 Influenza (470-474)				0	0	0	8	3	5	4.4	2.6	7.6
43 Pneumonia (480-486)	2	1	1	32.8	23.3	55.6	77	34	43	42.8	29.8	65.2
44 Bronchitis, emphysema and asthma (466, 490-493)	1		1	16.4	0	55.6	30	26	4	16.7	22.8	6.1
45 Other diseases of the respiratory system (460-465, 500-519)				0	0	0	10	4	6	5.6	3.5	9.1
46 Peptic ulcer (531-533)	1	1		16.4	23.3	0	14	9	5	7.8	7.9	7.6
47 Appendicitis (540-543)				0	0	0	2	1	1	1.1	0.9	1.5
48 Intestinal obstruction and hernia (550-553, 560)				0	0	0	4	2	2	2.2	1.8	3.0
49 Gastritis, duodenitis, enteritis & colitis (535, 561, 563)				0	0	0	1	1		0.6	0.9	0
50 Cirrhosis of liver (571)				0	0	0	24	18	6	13.3	15.8	9.1
51 Nephritis and nephrosis (580-584)	1	1		16.4	23.3	0	16	6	10	8.9	5.3	15.2
52 Hyperplasia of prostate (600)				0	0	0	4	2	2	2.2	1.8	3.0
53 Complications of pregnancy, childbirth and the puerperium (630-678)				0	0	0	1	1		0.6	0.9	0
54 Congenital anomalies (740-759)				0	0	0	14	10	4	7.8	8.8	6.1
55 Birth injuries, difficult labor and other anoxic and hypoxic conditions (764-768, 772, 776)	3	2	1	49.2	46.5	55.6	19	8	11	10.6	7.0	16.7
56 Other causes of neonatal mortality (760-763, 769-771, 773-775, 777-779)				0	0	0	26	12	14	14.4	10.5	21.2
57 Symptoms and ill-defined conditions (780-796)	1		1	16.4	0	55.6	16	10	6	8.9	8.8	9.1
58 All other diseases (residual)	2	1	1	32.8	23.3	55.6	112	55	57	62.2	48.2	86.4
59 Motor vehicle accidents (E810-E823)				0	0	0	45	30	15	25.0	26.3	22.7
60 All other accidents (E800-E807, E825-E949)	3	2	1	49.2	46.5	55.6	76	35	41	42.2	30.7	62.1
61 Suicides (E950-E959)				0	0	0	16	15	1	8.9	13.2	1.5
62 Homicides (E960-E969)				0	0	0	33	11	22	18.3	9.6	33.3
63 Legal intervention (E970-E978)				0	0	0	1		1	0.6	0	1.5
64 All other external injuries (E980-E999)				0	0	0				0	0	0

1/ Includes 127 live births to residents of Florence Crittenton Home.

TABLE XIII VITAL STATISTICS, BY COUNTY, BY RACE, GEORGIA, 1968

ITEM	CHATTAHOOCHEE						CHATTOOGA						
	Number			Rate or Ratio*			Number			Rate or Ratio*			
	Total	White	Non-White	Total	White	Non-White	Total	White	Non-White	Total	White	Non-White	
1 Estimated population as of July 1,	2,100	1,400	700				20,000	18,100	1,900				1
LIVE BIRTHS													
2 Total	66	44	22	31.4	31.4	31.4	375	318	57	18.8	17.6	30.0	2
3 Delivered in hospital	62	44	18	93.9%	100.0%	81.8%	374	317	57	99.7%	99.7%	100.0%	3
4 Delivered in home by physician	3		3	4.5%	0%	13.6%	1	1		0.3%	0.3%	0%	4
5 Delivered by midwife	1		1	1.5%	0%	4.5%				0%	0%	0%	5
6 Other deliveries	1		1	0%	0%	0%				0%	0%	0%	6
7 Immature births	3	2	1	45.5	45.5	45.5	40	27	13	106.7	84.9	228.1	7
8 Live births to unwed mothers	6	2	4	90.9	45.5	181.8	19	7	12	50.7	22.0	210.5	8
FETAL DEATHS													
9 Total	2	1	1	30.3	22.7	45.5	7	5	2	18.7	15.7	35.1	9
10 Under 20 weeks gestation	1		1	15.2	0	45.5	1	1		2.7	3.1	0	10
11 20-27 weeks gestation				0	0	0	1	1		2.7	3.1	0	11
12 28 weeks and more	1	1		15.2	22.7	0	5	3	2	13.3	9.4	35.1	12
13 Unknown length of gestation				0	0	0				0	0	0	13
DEATHS													
14 Total, all ages	13	4	9	619.0	285.7	1285.7	226	199	27	1130.0	1099.4	1421.1	14
15 Under 1 year	1		1	15.2	0	45.5	11	9	2	29.3	28.3	35.1	15
16 Under 28 days	1		1	15.2	0	45.5	7	6	1	18.7	18.9	17.5	16
17 Deaths from immaturity				0	0	0	1	1		2.7	3.1	0	17
18 1-4 years **	1		1				2	2				0	18
19 Maternal deaths				0	0	0				0	0	0	19
CAUSE OF DEATH													
20 Dysentery (004,006,007,009)				0	0	0				0	0	0	20
21 Tuberculosis, all forms (010-019)				0	0	0	3	2	1	15.0	11.0	52.6	21
22 Meningococcal infections (036)				0	0	0	1	1		5.0	5.5	0	22
23 Acute infectious encephalitis (062-065)				0	0	0				0	0	0	23
24 Infectious hepatitis (070)				0	0	0				0	0	0	24
25 Typhus and other rickettsioses (080-083)				0	0	0				0	0	0	25
26 Venereal disease (090-099)				0	0	0				0	0	0	26
27 All other diseases classified as Infective and parasitic (000-003, 005, 008, 020-035, 037-061, 066-069, 071-079, 084-089, 100-136)				0	0	0				0	0	0	27
28 Malignant neoplasms, including neoplasms of lymphatic and haematopoietic tissues (140-209)				0	0	0	32	31	1	160.0	171.3	52.6	28
29 Benign neoplasms and neoplasms of unspecified nature (210-239)				0	0	0				0	0	0	29
30 Diabetes Mellitus (250)	1		1	47.6	0	142.9	6	5	1	30.0	27.6	52.6	30
31 Avitaminoses & other nutritional deficiency (260-269)				0	0	0				0	0	0	31
32 Anemias (280-285)				0	0	0				0	0	0	32
33 Nonmeningococcal meningitis (320)				0	0	0				0	0	0	33
34 Active rheumatic fever (390-392)				0	0	0				0	0	0	34
35 Chronic rheumatic heart disease (393-398)				0	0	0				0	0	0	35
36 Hypertensive disease (400-404)				0	0	0				10.0	11.0	0	36
37 Ischaemic heart disease (410-414)	2	1	1	95.2	71.4	142.9	70	64	6	350.0	353.6	315.8	37
38 Other forms of heart disease (420-429)	1		1	47.6	0	142.9	7	6	1	35.0	33.1	52.6	38
39 Cerebrovascular disease (430-438)	4	1	3	190.5	71.4	428.6	31	26	5	155.0	143.6	263.2	39
40 General arteriosclerosis (440)				0	0	0	8	7	1	40.0	38.7	52.6	40
41 Other diseases of arteries, arterioles, & capillaries (441-448)				0	0	0				0	0	0	41
42 Influenza (470-474)				0	0	0	1	1		5.0	5.5	0	42
43 Pneumonia (480-486)	1		1	47.6	0	142.9	7	7		35.0	38.7	0	43
44 Bronchitis, emphysema and asthma (466, 490-493)	1	1		47.6	71.4	0	1	1		5.0	5.5	0	44
45 Other diseases of the respiratory system (460-465, 500-519)				0	0	0	2	2		10.0	11.0	0	45
46 Peptic ulcer (531-533)				0	0	0				0	0	0	46
47 Appendicitis (540-543)				0	0	0				0	0	0	47
48 Intestinal obstruction and hernia (550-553, 560)				0	0	0	2	2		10.0	11.0	0	48
49 Gastritis, duodenitis, enteritis & colitis (535, 561, 563)				0	0	0	1	1		5.0	5.5	0	49
50 Cirrhosis of liver (571)				0	0	0	1	1		5.0	5.5	0	50
51 Nephritis and nephrosis (580-584)				0	0	0	1	1		5.0	5.5	0	51
52 Hyperplasia of prostate (600)				0	0	0				0	0	0	52
53 Complications of pregnancy, childbirth and the puerperium (630-678)				0	0	0				0	0	0	53
54 Congenital anomalies (740-759)	1		1	47.6	0	142.9	4	1	3	20.0	5.5	157.9	54
55 Birth injuries, difficult labor and other anoxic and hypoxic conditions (764-768, 772, 776)	1		1	47.6	0	142.9	3	3		15.0	16.6	0	55
56 Other causes of neonatal mortality (760-763, 769-771, 773-775, 777-779)				0	0	0	2	2		10.0	11.0	0	56
57 Symptoms and ill-defined conditions (780-796)				0	0	0	4	3	1	20.0	16.6	52.6	57
58 All other diseases (residual)				0	0	0	12	12		60.0	66.3	0	58
59 Motor vehicle accidents (E810-E823)				0	0	0	9	5	4	45.0	27.6	210.5	59
60 All other accidents (E800-E807, E825-E949)	1	1		47.6	71.4	0	10	8	2	50.0	44.2	105.3	60
61 Suicides (E950-E959)				0	0	0	2	2		10.0	11.0	0	61
62 Homicides (E960-E969)				0	0	0	4	3	1	20.0	16.6	52.6	62
63 Legal intervention (E970-E978)				0	0	0				0	0	0	63
64 All other external injuries (E980-E999)				0	0	0				0	0	0	64

TABLE XIII VITAL STATISTICS, BY COUNTY, BY RACE, GEORGIA, 1968

ITEM	CHEROKEE						CLARKE						
	Number			Rate or Ratio*			Number			Rate or Ratio*			
	Total	White	Non-White	Total	White	Non-White	Total	White	Non-White	Total	White	Non-White	
1 Estimated population as of July 1,	28,400	27,400	1,000				48,400	37,700	10,700				1
LIVE BIRTHS													
2 Total	615	589	26	21.7	21.5	26.0	1,133	812	321	23.4	21.5	30.0	2
3 Delivered in hospital	614	588	26	99.8%	99.8%	100.0%	1,132	812	320	99.9%	100.0%	99.7%	3
4 Delivered in home by physician	1	1	-	0.2%	0.2%	0%	1	-	1	0.1%	0%	0.3%	4
5 Delivered by midwife	-	-	-	0%	0%	0%	-	-	-	0%	0%	0%	5
6 Other deliveries	-	-	-	0%	0%	0%	-	-	-	0%	0%	0%	6
7 Immature births	48	47	1	78.0	79.8	38.5	104	52	52	91.8	64.0	162.0	7
8 Live births to unwed mothers	14	12	2	22.8	20.4	76.9	108	22	86	95.3	27.1	267.9	8
FETAL DEATHS													
9 Total	12	10	2	19.5	17.0	76.9	20	14	6	17.7	17.2	18.7	9
10 Under 20 weeks gestation	4	4	-	6.5	6.8	0	6	3	3	5.3	3.7	9.3	10
11 20-27 weeks gestation	-	-	-	0	0	0	3	3	-	2.6	3.7	0	11
12 28 weeks and more	3	2	1	4.9	3.4	38.5	11	8	3	9.7	9.9	9.3	12
13 Unknown length of gestation	5	4	1	8.1	6.8	38.5	-	-	-	0	0	0	13
DEATHS													
14 Total, all ages	260	251	9	915.5	916.1	900.0	476	299	177	983.5	793.1	1654.2	14
15 Under 1 year	17	16	1	27.6	27.2	38.5	21	16	5	18.5	19.7	15.6	15
16 Under 28 days	12	12	-	19.5	20.4	0	15	12	3	13.2	14.8	9.3	16
17 Deaths from immaturity	5	5	-	8.1	8.5	0	1	1	-	0.9	1.2	0	17
18 1-4 years **	1	1	-	0	0	0	5	4	1	0	0	0	18
19 Maternal deaths	-	-	-	0	0	0	-	-	-	0	0	0	19
CAUSE OF DEATH													
20 Dysentery (004,006,007,009)	2	2	-	7.0	7.3	0	-	-	-	0	0	0	20
21 Tuberculosis, all forms (010-019)	-	-	-	0	0	0	2	-	2	4.1	0	18.7	21
22 Meningococcal infections (036)	-	-	-	0	0	0	1	1	-	2.1	2.7	0	22
23 Acute infectious encephalitis (062-065)	-	-	-	0	0	0	-	-	-	0	0	0	23
24 Infectious hepatitis (070)	-	-	-	0	0	0	-	-	-	0	0	0	24
25 Typhus and other rickettsioses (080-083)	-	-	-	0	0	0	-	-	-	0	0	0	25
26 Venereal disease (090-099)	-	-	-	0	0	0	-	-	-	0	0	0	26
27 All other diseases classified as infective and parasitic (000-003, 005, 008, 020-035, 037-061, 066-069, 071-079, 084-089, 100-136)	-	-	-	0	0	0	2	1	1	4.1	2.7	9.3	27
28 Malignant neoplasms, including neoplasms of lymphatic and hematopoietic tissues (140-209)	43	43	-	151.4	156.9	0	61	41	20	126.0	108.8	186.9	28
29 Benign neoplasms and neoplasms of unspecified nature (210-239)	2	2	-	7.0	7.3	0	1	-	1	2.1	0	9.3	29
30 Diabetes mellitus (250)	3	3	-	10.6	10.9	0	11	6	5	22.7	15.9	46.7	30
31 Avitaminoses & other nutritional deficiency (260-269)	-	-	-	0	0	0	-	-	-	0	0	0	31
32 Anemias (280-285)	-	-	-	0	0	0	1	1	-	2.1	2.7	0	32
33 Nonmeningococcal meningitis (320)	-	-	-	0	0	0	1	-	1	2.1	0	9.3	33
34 Active rheumatic fever (390-392)	-	-	-	0	0	0	-	-	-	0	0	0	34
35 Chronic rheumatic heart disease (393-398)	-	-	-	0	0	0	6	2	4	12.4	5.3	37.4	35
36 Hypertensive disease (400-404)	1	1	-	3.5	3.6	0	9	2	7	18.6	5.3	65.4	36
37 Ischaemic heart disease (410-414)	76	74	2	267.6	270.1	200.0	141	100	41	291.3	265.3	383.2	37
38 Other forms of heart disease (420-429)	6	5	1	21.1	18.2	100.0	5	2	3	10.3	5.3	28.0	38
39 Cerebrovascular disease (430-438)	29	28	1	102.1	102.2	100.0	78	47	31	161.2	124.7	289.7	39
40 General arteriosclerosis (440)	3	3	-	10.6	10.9	0	4	3	1	8.3	8.0	9.3	40
41 Other diseases of arteries, arterioles, & capillaries (441-448)	2	2	-	7.0	7.3	0	5	4	1	10.3	10.6	9.3	41
42 Influenza (470-474)	3	3	-	10.6	10.9	0	3	1	2	5.2	2.7	18.7	42
43 Pneumonia (480-486)	10	9	1	35.2	32.8	100.0	20	13	7	41.3	34.5	65.4	43
44 Bronchitis, emphysema and asthma (486, 490-493)	4	4	-	14.1	14.6	0	6	6	-	12.4	15.9	0	44
45 Other diseases of the respiratory system (460-465, 500-519)	2	2	-	7.0	7.3	0	4	3	1	8.3	8.0	9.3	45
46 Peptic ulcer (531-533)	-	-	-	0	0	0	2	2	-	4.1	5.3	0	46
47 Appendicitis (540-543)	-	-	-	0	0	0	-	-	-	0	0	0	47
48 Intestinal obstruction and hernia (550-553, 560)	1	1	-	3.5	3.6	0	-	-	-	0	0	0	48
49 Gastritis, duodenitis, enteritis & colitis (535, 561, 563)	-	-	-	0	0	0	-	-	-	0	0	0	49
50 Cirrhosis of liver (571)	1	1	-	3.5	3.6	0	6	4	2	12.4	10.6	18.7	50
51 Nephritis and nephrosis (580-584)	2	2	-	7.0	7.3	0	7	4	3	14.5	10.6	28.0	51
52 Hyperplasia of prostate (600)	-	-	-	0	0	0	1	-	1	2.1	0	9.3	52
53 Complications of pregnancy, childbirth and the puerperium (630-678)	-	-	-	0	0	0	-	-	-	0	0	0	53
54 Congenital anomalies (740-759)	4	4	-	14.1	14.6	0	2	2	-	4.1	5.3	0	54
55 Birth injuries, difficult labor and other anoxic and hypoxic conditions (764-768, 772, 776)	3	3	-	10.6	10.9	0	4	4	-	8.3	10.6	0	55
56 Other causes of neonatal mortality (760-763, 769-771, 773-775, 777-779)	6	6	-	21.1	21.9	0	8	5	3	16.5	13.3	28.0	56
57 Symptoms and ill-defined conditions (780-796)	5	5	-	17.6	18.2	0	3	2	1	6.2	5.3	9.3	57
58 All other diseases (residual)	19	17	2	66.9	62.0	200.0	25	10	15	51.7	26.5	140.2	58
59 Motor vehicle accidents (E810-E823)	21	20	1	73.9	73.0	100.0	23	14	9	47.5	37.1	84.1	59
60 All other accidents (E800-E807, E825-E949)	7	7	-	24.6	25.5	0	18	10	8	37.2	26.5	74.8	60
61 Suicides (E950-E959)	3	3	-	10.6	10.9	0	6	6	-	12.4	15.9	0	61
62 Homicides (E960-E969)	2	1	1	7.0	3.6	100.0	9	3	6	18.6	8.0	56.1	62
63 Legal intervention (E970-E978)	-	-	-	0	0	0	-	-	-	0	0	0	63
64 All other external injuries (E980-E999)	-	-	-	0	0	0	1	-	1	2.1	0	9.3	64

TABLE XIII VITAL STATISTICS, BY COUNTY, BY RACE, GEORGIA, 1968

ITEM	CLAY						CLAYTON						
	Number			Rate or Ratio*			Number			Rate or Ratio*			
	Total	White	Non-White	Total	White	Non-White	Total	White	Non-White	Total	White	Non-White	
1 Estimated population as of July 1,	4,200	1,800	2,400				78,900	72,700	6,200				1
LIVE BIRTHS													
2 Total	54	19	35	12.9	10.6	14.6	2,006	1,905	101	25.4	26.2	16.3	2
3 Delivered in hospital	48	19	29	88.9%	100.0%	82.9%	2,001	1,901	100	99.8%	99.8%	99.0%	3.
4 Delivered in home by physician				0%	0%	0%	5	4	1	0.2%	0.2%	1.0%	4
5 Delivered by midwife	6		6	11.1%	0%	17.1%				0%	0%	0%	5
6 Other deliveries	2		2	0%	0%	0%				0%	0%	0%	6
7 Immature births	2		2	37.0	0	57.1	130	111	19	64.8	58.3	188.1	7
8 Live births to unwed mothers	19	1	18	351.9	52.6	514.3	75	44	31	37.4	23.1	306.9	8
FETAL DEATHS													
9 Total	1		1	18.5	0	28.6	69	63	6	34.4	33.1	59.4	9
10 Under 20 weeks gestation				0	0	0	44	42	2	21.9	22.0	19.8	10
11 20-27 weeks gestation				0	0	0	6	6		3.0	3.1	0	11
12 28 weeks and more	1		1	18.5	0	28.6	16	13	3	8.0	6.8	29.7	12
13 Unknown length of gestation				0	0	0	3	2	1	1.5	1.0	9.9	13
DEATHS													
14 Total, all ages	62	23	39	1476.2	1277.8	1625.0	405	361	44	513.3	496.6	709.7	14
15 Under 1 year	3	1	2	55.6	52.6	57.1	30	26	4	15.0	13.6	39.6	15
16 Under 28 days				0	0	0	22	18	4	11.0	9.4	39.6	16
17 Deaths from immaturity				0	0	0	2	1	1	1.0	0.5	9.9	17
18 1-4 years **				0	0	0	6	6		0	0	0	18
19 Maternal deaths				0	0	0				0	0	0	19
CAUSE OF DEATH													
20 Dysentery (004,006,007,009)				0	0	0				0	0	0	20
21 Tuberculosis, all forms (010-019)				0	0	0	1	1		1.3	1.4	0	21
22 Meningococcal infections (036)				0	0	0				0	0	0	22
23 Acute infectious encephalitis (062-065)				0	0	0				0	0	0	23
24 Infectious Hepatitis (070)				0	0	0				0	0	0	24
25 Typhus and other rickettsioses (080-083)				0	0	0				0	0	0	25
26 Venereal disease (090-099)				0	0	0				0	0	0	26
27 All other diseases classified as infective and parasitic (000-003, 005, 008, 020-035, 037-061, 066-069, 071-079, 084-089, 100-136)				0	0	0	1	1		1.3	1.4	0	27
28 Malignant neoplasms, including neoplasms of lymphatic and haematopoietic tissues (140-209)	9	7	2	214.3	388.9	83.3	62	53	9	78.6	72.9	145.2	28
29 Benign neoplasms and neoplasms of unspecified nature (210-239)	1		1	23.8	0	41.7	1		1	1.3	0	16.1	29
30 Diabetes Mellitus (250)				0	0	0	5	4	1	6.3	5.5	16.1	30
31 Avitaminoses & other nutritional deficiency (260-269)				0	0	0				0	0	0	31
32 Anemias (280-285)				0	0	0	2	2		2.5	2.8	0	32
33 Nonmeningococcal meningitis (320)				0	0	0	1	1		1.3	1.4	0	33
34 Active rheumatic fever (390-392)				0	0	0				0	0	0	34
35 Chronic rheumatic heart disease (393-398)				0	0	0				0	0	0	35
36 Hypertensive disease (400-404)	2		2	47.6	0	83.3	3	3		3.8	4.1	0	36
37 Ischaemic heart disease (410-414)	13	6	7	309.5	333.3	291.7	118	111	7	149.6	152.7	112.9	37
38 Other forms of heart disease (420-429)	2	1	1	47.6	55.6	41.7	4	3	1	5.1	4.1	16.1	38
39 Cerebrovascular disease (430-438)	24	5	19	571.4	277.8	791.7	38	31	7	48.2	42.6	112.9	39
40 General arteriosclerosis (440)	2		2	47.6	0	83.3	6	4	2	7.6	5.5	32.3	40
41 Other diseases of arteries, arterioles, & capillaries (441-448)	1	1		23.8	55.6	0	5	5		6.3	6.9	0	41
42 Influenza (470-474)				0	0	0	1	1		1.3	1.4	0	42
43 Pneumonia (480-486)	2	1	1	47.6	55.6	41.7	15	15		19.0	20.6	0	43
44 Bronchitis, emphysema and asthma (466, 490-493)				0	0	0	7	7		8.9	9.6	0	44
45 Other diseases of the respiratory system (460-465, 500-519)	1		1	23.8	0	41.7	2	2		2.5	2.8	0	45
46 Peptic ulcer (531-533)				0	0	0	5	4	1	6.3	5.5	16.1	46
47 Appendicitis (540-543)				0	0	0				0	0	0	47
48 Intestinal obstruction and hernia (550-553, 560)	1		1	23.8	0	41.7	1	1		1.3	1.4	0	48
49 Gastritis, duodenitis, enteritis & colitis (535, 561, 563)				0	0	0				0	0	0	49
50 Cirrhosis of liver (571)				0	0	0	1	1		1.3	1.4	0	50
51 Nephritis and nephroses (580-584)				0	0	0				0	0	0	51
52 Hyperplasia of prostate (600)				0	0	0				0	0	0	52
53 Complications of pregnancy, childbirth and the puerperium (630-678)				0	0	0	7	7		8.9	9.6	0	54
54 Congenital anomalies (740-759)				0	0	0	10	8	2	12.7	11.0	32.3	55
55 Birth injuries, difficult labor and other anoxic and hypoxic conditions (764-768, 772, 776)				0	0	0	6	4	2	7.6	5.5	32.3	56
56 Other causes of neonatal mortality (760-763, 769-771, 773-775, 777-779)				0	0	0	9	7	2	11.4	9.6	32.3	57
57 Symptoms and ill-defined conditions (780-796)				0	0	0	27	26	1	34.2	35.8	16.1	58
58 All other diseases (residual)				0	0	0	32	28	4	40.6	38.5	64.5	59
59 Motor vehicle accidents (E810-E823)				0	0	0	17	15	2	21.5	20.6	32.3	60
60 All other accidents (E800-E807, E825-E949)	2	1	1	47.6	55.6	41.7							
61 Suicides (E950-E959)	1	1		23.8	55.6	0	10	10		12.7	13.8	0	61
62 Homicides (E960-E-965)	1		1	23.8	0	41.7	8	6	2	10.1	8.3	32.3	62
63 Legal intervention (E970-E978)				0	0	0				0	0	0	63
64 All other external injuries (E980-E999)				0	0	0				0	0	0	64

TABLE XIII VITAL STATISTICS, BY COUNTY, BY RACE, GEORGIA, 1968

ITEM	CLINCH						CDBB						
	Number			Rate or Ratio*			Number			Rate or Ratio*			
	Total	White	Non-White	Total	White	Non-White	Total	White	Non-White	Total	White	Non-White	
1 Estimated population as of July 1,	7,600	4,800	2,800				171,400	161,400	10,000				1
LIVE BIRTHS													
2 Total	147	75	72	19.3	15.6	25.7	3,711	3,478	233	21.7	21.5	23.3	2
3 Delivered in hospital	146	75	71	99.3%	100.0%	98.6%	3,693	3,462	231	99.5%	99.5%	99.1%	3
4 Delivered in home by physician	1	-	1	0.7%	0%	1.4%	12	10	2	0.3%	0.3%	0.9%	4
5 Delivered by midwife	-	-	-	0%	0%	0%	6	6	-	0.2%	0.2%	0%	5
6 Other deliveries	-	-	-	0%	0%	0%	-	-	-	0%	0%	0%	6
7 Immature births	21	4	17	142.9	53.3	236.1	272	239	33	73.3	68.7	141.6	7
8 Live births to unwed mothers	14	-	14	95.2	0	194.4	149	100	49	40.2	28.8	210.3	8
FETAL DEATHS													
9 Total	7	3	4	47.6	40.0	55.6	73	69	4	19.7	19.8	17.2	9
10 Under 20 weeks gestation	-	-	-	0	0	0	22	22	-	5.9	6.3	0	10
11 20-27 weeks gestation	1	-	1	6.8	0	13.9	12	11	1	3.2	3.2	4.3	11
12 28 weeks and more	5	2	3	34.0	26.7	41.7	17	15	2	4.6	4.3	8.6	12
13 Unknown length of gestation	1	1	-	6.8	13.3	0	22	21	1	5.9	6.0	4.3	13
DEATHS													
14 Total, all ages	56	36	20	736.8	750.0	714.3	1,061	953	108	619.0	590.5	1080.0	14
15 Under 1 year	11	2	9	74.8	25.7	125.0	76	69	7	20.5	19.8	30.0	15
16 Under 28 days	6	1	5	40.8	13.3	69.4	60	55	5	16.2	15.8	21.5	16
17 Deaths from immaturity	4	-	4	27.2	0	55.6	12	10	2	3.2	2.9	8.6	17
18 1-4 years **	2	1	1	-	-	-	11	10	1	-	-	-	18
19 Maternal deaths	-	-	-	0	0	0	1	1	-	2.7	2.9	0	19
CAUSE OF DEATH													
20 Dysentery (004,006,007,008)	-	-	-	0	0	0	2	2	-	1.2	1.2	0	20
21 Tuberculosis, all forms (010-019)	1	1	-	13.2	20.8	0	4	4	-	2.3	2.5	0	21
22 Meningococcal Infections (036)	-	-	-	0	0	0	2	2	-	1.2	1.2	0	22
23 Acute Infectious encephalitis (062-065)	-	-	-	0	0	0	-	-	-	0	0	0	23
24 Infectious Hepatitis (070)	-	-	-	0	0	0	-	-	-	0	0	0	24
25 Typhus and other rickettsioses (080-083)	-	-	-	0	0	0	-	-	-	0	0	0	25
26 Venereal disease (090-099)	-	-	-	0	0	0	-	-	-	0	0	0	26
27 All other diseases classified as Infective and parasitic (000-003, 005, 008, 020-025, 037-061, 066-069, 071-079, 084-089, 100-136)	-	-	-	0	0	0	8	6	2	4.7	3.7	20.0	27
28 Malignant neoplasms, including neoplasms of lymphatic and haematopoietic tissues (140-209)	8	6	2	105.3	125.0	71.4	154	138	16	89.8	85.5	160.0	28
29 Benign neoplasms and neoplasms of unspecified nature (210-239)	-	-	-	0	0	0	2	2	-	1.2	1.2	0	29
30 Diabetes Mellitus (250)	-	-	-	0	0	0	18	15	3	10.5	9.3	30.0	30
31 Avitaminoses & other nutritional deficiency (260-269)	-	-	-	0	0	0	2	2	-	1.2	1.2	0	31
32 Anemias (280-285)	-	-	-	0	0	0	1	-	1	0.6	0	10.0	32
33 Nonmeningococcal meningitis (320)	1	-	1	13.2	0	35.7	-	-	-	0	0	0	33
34 Active rheumatic fever (390-392)	-	-	-	0	0	0	-	-	-	0	0	0	34
35 Chronic rheumatic heart disease (393-398)	-	-	-	0	0	0	8	7	1	4.7	4.3	10.0	35
36 Hypertensive disease (400-404)	-	-	-	0	0	0	18	13	5	10.5	8.1	50.0	36
37 Ischaemic heart disease (410-414)	6	6	-	78.9	125.0	0	307	284	23	179.1	176.0	230.0	37
38 Other forms of heart disease (420-429)	-	-	-	0	0	0	14	12	2	8.2	7.4	20.0	38
39 Cardiovascular disease (430-438)	6	4	2	78.9	83.3	71.4	131	114	17	76.4	70.6	170.0	39
40 General arteriosclerosis (440)	1	1	-	13.2	20.8	0	13	11	2	7.6	6.8	20.0	40
41 Other diseases of arteries, arterioles, & capillaries (441-448)	-	-	-	0	0	0	8	7	1	4.7	4.3	10.0	41
42 Influenza (470-474)	-	-	-	0	0	0	7	5	2	4.1	3.1	20.0	42
43 Pneumonia (480-486)	6	2	4	78.9	41.7	142.9	26	21	5	15.2	13.0	50.0	43
44 Bronchitis, emphysema and asthma (466, 490-493)	-	-	-	0	0	0	19	18	1	11.1	11.2	10.0	44
45 Other diseases of the respiratory system (460-465, 500-519)	-	-	-	0	0	0	6	4	2	3.5	2.5	20.0	45
46 Peptic ulcer (531-533)	1	1	-	13.2	20.8	0	3	3	-	1.8	1.9	0	46
47 Appendicitis (540-543)	-	-	-	0	0	0	-	-	-	0	0	0	47
48 Intestinal obstruction and hernia (550-553, 560)	-	-	-	0	0	0	1	1	-	0.6	0.6	0	48
49 Gastritis, duodenitis, enteritis & colitis (535, 561, 563)	-	-	-	0	0	0	1	1	-	0.6	0.6	0	49
50 Cirrhosis of liver (571)	1	1	-	13.2	20.8	0	16	14	2	9.3	8.7	20.0	50
51 Nephritis and nephrosis (580-584)	-	-	-	0	0	0	4	4	-	2.3	2.5	0	51
52 Hyperplasia of prostate (600)	-	-	-	0	0	0	2	2	-	1.2	1.2	0	52
53 Complications of pregnancy, childbirth and the puerperium (620-678)	-	-	-	0	0	0	1	1	-	0.6	0.6	0	53
54 Congenital anomalies (740-759)	-	-	-	0	0	0	25	24	1	14.6	14.9	10.0	54
55 Birth injuries, difficult labor and other anoxic and hypoxic conditions (764-768, 772, 776)	1	-	1	13.2	0	35.7	23	23	-	13.4	14.3	0	55
56 Other causes of neonatal mortality (760-763, 769-771, 773-775, 777-779)	5	1	4	65.8	20.8	142.9	20	17	3	11.7	10.5	30.0	56
57 Symptoms and ill-defined conditions (780-796)	1	-	1	13.2	0	35.7	13	13	-	7.6	8.1	0	57
58 All other diseases (residual)	5	4	1	65.8	83.3	35.7	56	48	8	32.7	29.7	80.0	58
59 Motor vehicle accidents (E810-E823)	3	3	-	39.5	62.5	0	51	49	2	29.8	30.4	20.0	59
60 All other accidents (E800-E807, E825-E949)	6	4	2	78.9	83.3	71.4	41	38	3	23.9	23.5	30.0	60
61 Suicides (E950-E959)	1	1	-	13.2	20.8	0	32	31	1	18.7	19.2	10.0	61
62 Homicides (E960-E969)	3	1	2	39.5	20.8	71.4	21	16	5	12.3	9.9	50.0	62
63 Legal intervention (E970-E978)	-	-	-	0	0	0	-	-	-	0	0	0	63
64 All other external injuries (E980-E999)	-	-	-	0	0	0	1	1	-	0.6	0.6	0	64

TABLE XIII VITAL STATISTICS, BY COUNTY, BY RACE, GEORGIA, 1968

ITEM	COFFEE						COLQUITT						
	Number			Rate or Ratio*			Number			Rate or Ratio*			
	Total	White	Non-White	Total	White	Non-White	Total	White	Non-White	Total	White	Non-White	
1 Estimated population as of July 1,	20,100	14,800	5,300				33,400	25,500	7,900				1
LIVE BIRTHS													
2 Total	465	296	169	23.1	20.0	31.9	611	391	220	18.3	15.3	27.8	2
3 Delivered in hospital	460	295	165	98.9%	99.7%	97.6%	438	386	52	71.7%	98.7%	23.6%	3
4 Delivered in home by physician	3	-	3	0.6%	0%	1.8%	1	-	1	0.2%	0%	0.5%	4
5 Delivered by midwife	2	1	1	0.4%	0.3%	0.6%	172	5	167	28.2%	1.3%	75.9%	5
6 Other deliveries	-	-	-	0%	0%	0%	-	-	-	0%	0%	0%	6
7 Immature births	41	21	20	88.2	70.9	118.3	46	27	19	75.3	69.1	86.4	7
8 Live births to unwed mothers	63	8	55	135.5	27.0	325.4	63	11	52	103.1	28.1	236.4	8
FETAL DEATHS													
9 Total	8	6	2	17.2	20.3	11.8	17	6	11	27.8	15.3	50.0	9
10 Under 20 weeks gestation	7	5	2	15.1	16.9	11.8	-	-	-	0	0	0	10
11 20-27 weeks gestation	1	1	-	2.2	3.4	0	1	-	1	1.6	0	4.5	11
12 28 weeks and more	-	-	-	0	0	0	13	5	8	21.3	12.8	36.4	12
13 Unknown length of gestation	-	-	-	0	0	0	3	1	2	4.9	2.6	9.1	13
DEATHS													
14 Total, all ages	200	148	52	995.0	1000.0	981.1	346	251	95	1035.9	984.3	1202.5	14
15 Under 1 year	15	8	7	32.3	27.0	41.4	18	6	12	29.5	15.3	54.5	15
16 Under 28 days	9	6	3	19.4	20.3	17.8	10	4	6	16.4	10.2	27.3	16
17 Deaths from immaturity	2	2	-	4.3	6.8	0	-	-	-	0	0	0	17
18 1-4 years **	1	1	-	-	-	-	3	2	1	-	-	-	18
19 Maternal deaths	-	-	-	0	0	0	1	-	1	16.4	0	45.5	19
CAUSE OF DEATH													
20 Dysentery (004,005,007,009)	1	-	1	5.0	0	18.9	-	-	-	0	0	0	20
21 Tuberculosis, all forms (010-019)	-	-	-	0	0	0	1	1	-	3.0	3.9	0	21
22 Meningococcal infections (036)	-	-	-	0	0	0	-	-	-	0	0	0	22
23 Acute infectious encephalitis (062-065)	-	-	-	0	0	0	-	-	-	0	0	0	23
24 Infectious Hepatitis (070)	-	-	-	0	0	0	-	-	-	0	0	0	24
25 Typhus and other rickettsioses (080-083)	-	-	-	0	0	0	-	-	-	0	0	0	25
26 Venereal disease (090-099)	-	-	-	0	0	0	-	-	-	0	0	0	26
27 All other diseases classified as infective and parasitic (000-003, 005, 008, 020-035, 037-061, 066-069, 071-079, 084-089, 100-130)	3	2	1	14.9	13.5	18.9	2	-	2	6.0	0	25.3	27
28 Malignant neoplasms, including neoplasms of lymphatic and haematopoietic tissues (140-209)	20	16	4	99.5	108.1	75.5	58	44	14	173.7	172.5	177.2	28
29 Benign neoplasms and neoplasms of unspecified nature (210-239)	1	1	-	5.0	6.8	0	-	-	-	0	0	0	29
30 Diabetes Mellitus (250)	4	2	2	19.9	13.5	37.7	3	1	2	9.0	3.9	25.3	30
31 Avitaminoses & other nutritional deficiency (260-269)	2	2	-	10.0	13.5	0	3	1	2	9.0	3.9	25.3	31
32 Anemias (280-285)	1	1	-	5.0	6.8	0	1	1	-	3.0	3.9	0	32
33 Nonmeningococcal meningitis (320)	-	-	-	0	0	0	-	-	-	0	0	0	33
34 Active rheumatic fever (390-392)	-	-	-	0	0	0	-	-	-	0	0	0	34
35 Chronic rheumatic heart disease (393-398)	2	2	-	10.0	13.5	0	1	1	-	3.0	3.9	0	35
36 Hypertensive disease (400-404)	4	4	-	19.9	27.0	0	28	19	9	83.8	74.5	113.9	36
37 Ischaemic heart disease (410-414)	75	64	11	373.1	432.4	207.5	75	63	12	224.6	247.1	151.9	37
38 Other forms of heart disease (420-429)	3	2	1	14.9	13.5	18.9	14	9	5	41.9	35.3	63.3	38
39 Cerebrovascular disease (430-438)	30	16	14	149.3	108.1	264.2	49	38	11	146.7	149.0	139.2	39
40 General arteriosclerosis (440)	5	4	1	24.9	27.0	18.9	8	7	1	24.0	27.5	12.7	40
41 Other diseases of arteries, arterioles, & capillaries (441-448)	3	3	-	14.9	20.3	0	2	2	-	6.0	7.8	0	41
42 Influenza (470-474)	1	-	1	5.0	0	18.9	6	4	2	18.0	15.7	25.3	42
43 Pneumonia (480-486)	5	3	2	24.9	20.3	37.7	17	9	8	50.9	35.3	101.3	43
44 Bronchitis, emphysema and asthma (466, 490-493)	3	2	1	14.9	13.5	18.9	5	3	2	15.0	11.8	25.3	44
45 Other diseases of the respiratory system (460-465, 500-519)	1	1	-	5.0	6.8	0	2	2	-	6.0	7.8	0	45
46 Peptic ulcer (531-533)	-	-	-	0	0	0	1	1	-	3.0	3.9	0	46
47 Appendicitis (540-543)	-	-	-	0	0	0	1	1	-	3.0	3.9	0	47
48 Intestinal obstruction and hernia (550-553, 560)	-	-	-	0	0	0	2	1	1	6.0	3.9	12.7	48
49 Gastritis, duodenitis, enteritis & colitis (535, 561, 563)	-	-	-	0	0	0	-	-	-	0	0	0	49
50 Cirrhosis of liver (571)	-	-	-	0	0	0	2	1	1	6.0	3.9	12.7	50
51 Nephritis and nephrosis (580-584)	1	-	1	5.0	0	18.9	-	-	-	0	0	0	51
52 Hyperplasia of prostate (600)	-	-	-	0	0	0	1	-	1	3.0	0	12.7	52
53 Complications of pregnancy, childbirth and the puerperium (630-678)	-	-	-	0	0	0	1	-	1	3.0	0	12.7	53
54 Congenital anomalies (740-759)	2	2	-	10.0	13.5	0	4	2	2	12.0	7.8	25.3	54
55 Birth injuries, difficult labor and other anoxic and hypoxic conditions (764-768, 772, 776)	2	2	-	10.0	13.5	0	6	3	3	18.0	11.8	38.0	55
56 Other causes of neonatal mortality (760-763, 769-771, 773-775, 777-779)	5	3	2	24.9	20.3	37.7	-	-	-	0	0	0	56
57 Symptoms and ill-defined conditions (780-796)	1	1	-	5.0	6.8	0	2	1	1	6.0	3.9	12.7	57
58 All other diseases (residual)	9	9	-	44.8	60.8	0	15	8	7	44.9	31.4	88.6	58
59 Motor vehicle accidents (E810-E823)	4	3	1	19.9	20.3	18.9	16	12	4	47.9	47.1	50.6	59
60 All other accidents (E800-E807, E825-E949)	5	2	3	24.9	13.5	56.6	16	12	4	47.9	47.1	50.6	60
61 Suicides (E950-E959)	3	1	2	14.9	6.8	37.7	3	3	-	9.0	11.8	0	61
62 Homicides (E960-E969)	4	-	4	19.9	0	75.5	1	1	-	3.0	3.9	0	62
63 Legal intervention (E970-E978)	-	-	-	0	0	0	-	-	-	0	0	0	63
64 All other external injuries (E980-E999)	-	-	-	0	0	0	-	-	-	0	0	0	64

TABLE XIII VITAL STATISTICS, BY COUNTY, BY RACE, GEORGIA, 1968

ITEM	COLUMBIA						COOK						
	Number			Rate or Ratio*			Number			Rate or Ratio*			
	Total	White	Non-White	Total	White	Non-White	Total	White	Non-White	Total	White	Non-White	
1 Estimated population as of July 1,	21,100	14,600	6,500				13,000	9,300	3,700				1
LIVE BIRTHS													
2 Total	473	345	128	22.4	23.6	19.7	266	150	116	20.5	16.1	31.4	2
3 Delivered in hospital	470	345	125	99.4%	100.0%	97.7%	250	150	100	94.0%	100.0%	86.2%	3
4 Delivered in home by physician	2	-	2	0.4%	0%	1.6%	1	-	1	0.4%	0%	0.9%	4
5 Delivered by midwife	1	-	1	0.2%	0%	0.8%	14	-	14	5.3%	0%	12.1%	5
6 Other deliveries	-	-	-	0%	0%	0%	1	-	1	0.4%	0%	0.9%	6
7 Immature births	52	23	29	109.9	66.7	226.6	23	12	11	86.5	80.0	94.8	7
8 Live births to unwed mothers	41	4	37	86.7	11.6	289.1	23	1	22	86.5	6.7	189.7	8
FETAL DEATHS													
9 Total	37	28	9	78.2	81.2	70.3	5	2	3	18.8	13.3	25.9	9
10 Under 20 weeks gestation	19	16	3	40.2	46.4	23.4	2	1	1	7.5	6.7	8.6	10
11 20-27 weeks gestation	4	2	2	8.5	5.8	15.6	2	1	1	7.5	6.7	8.6	11
12 28 weeks and more	7	3	4	14.8	8.7	31.3	1	-	1	3.8	0	8.6	12
13 Unknown length of gestation	7	7	-	14.8	20.3	0	-	-	-	0	0	0	13
DEATHS													
14 Total, all ages	120	79	41	568.7	541.1	630.8	124	84	40	953.8	903.2	1081.1	14
15 Under 1 year	10	6	4	21.1	17.4	31.3	6	1	5	22.6	6.7	43.1	15
16 Under 28 days	7	6	1	14.8	17.4	7.8	1	-	1	3.8	0	8.6	16
17 Deaths from immaturity	1	1	-	2.1	2.9	0	1	-	1	3.8	0	8.6	17
18 1-4 years **	5	2	3	-	-	-	2	-	2	-	-	-	18
19 Maternal deaths	-	-	-	0	0	0	-	-	-	0	0	0	19
CAUSE OF DEATH													
20 Dysentery (004,006,007,009)	-	-	-	0	0	0	-	-	-	0	0	0	20
21 Tuberculosis, all forms (010-019)	-	-	-	0	0	0	-	-	-	0	0	0	21
22 Meningococcal Infections (036)	2	1	1	9.5	6.8	15.4	-	-	-	0	0	0	22
23 Acute infectious encephalitis (062-065)	-	-	-	0	0	0	-	-	-	0	0	0	23
24 Infectious Hepatitis (070)	-	-	-	0	0	0	-	-	-	0	0	0	24
25 Typhus and other rickettsioses (080-083)	-	-	-	0	0	0	-	-	-	0	0	0	25
26 Venereal disease (090-099)	-	-	-	0	0	0	-	-	-	0	0	0	26
27 All other diseases classified as Infective and parasitic (1000-003, 005, 008, 020-035, 037-061, 066-069, 071-079, 084-089, 100-136)	1	-	1	4.7	0	15.4	1	1	-	7.7	10.8	0	27
28 Malignant neoplasms, including neoplasms of lymphatic and haematopoietic tissues (140-209)	22	18	4	104.3	123.3	61.5	11	8	3	84.6	86.0	81.1	28
29 Benign neoplasms and neoplasms of unspecified nature (210-239)	-	-	-	0	0	0	-	-	-	0	0	0	29
30 Diabetes Mellitus (250)	1	1	-	4.7	6.8	0	-	-	-	0	0	0	30
31 Avitaminoses & other nutritional deficiency (260-269)	-	-	-	0	0	0	-	-	-	0	0	0	31
32 Anemias (280-285)	1	-	1	4.7	0	15.4	1	-	1	7.7	0	27.0	32
33 Nonmeningococcal meningitis (320)	1	1	-	4.7	6.8	0	-	-	-	0	0	0	33
34 Active rheumatic fever (390-392)	-	-	-	0	0	0	-	-	-	0	0	0	34
35 Chronic rheumatic heart disease (393-398)	-	-	-	0	0	0	-	-	-	0	0	0	35
36 Hypertensive disease (400-404)	1	1	-	4.7	6.8	0	2	-	2	15.4	0	54.1	36
37 Ischaemic heart disease (410-414)	27	16	11	128.0	109.6	169.2	46	41	5	353.8	440.9	135.1	37
38 Other forms of heart disease (420-429)	3	2	1	14.2	13.7	15.4	6	4	2	46.2	43.0	54.1	38
39 Cerebrovascular disease (430-438)	9	6	3	42.7	41.1	46.2	19	10	9	146.2	107.5	243.2	39
40 General arteriosclerosis (440)	1	1	-	4.7	6.8	0	4	2	2	30.8	21.5	54.1	40
41 Other diseases of arteries, arterioles, & capillaries (441-448)	2	1	1	9.5	6.8	15.4	-	-	-	0	0	0	41
42 Influenza (470-474)	-	-	-	0	0	0	2	1	1	15.4	10.8	27.0	42
43 Pneumonia (480-486)	7	3	4	33.2	20.5	61.5	5	1	4	38.5	10.8	108.1	43
44 Bronchitis, emphysema and asthma (466, 490-493)	1	1	-	4.7	6.8	0	-	-	-	0	0	0	44
45 Other diseases of the respiratory system (460-465, 500-519)	1	1	-	4.7	6.8	0	2	-	2	15.4	0	54.1	45
46 Peptic ulcer (531-533)	-	-	-	0	0	0	1	1	-	7.7	10.8	0	46
47 Appendicitis (540-543)	-	-	-	0	0	0	-	-	-	0	0	0	47
48 Intestinal obstruction and hernia (550-553, 560)	-	-	-	0	0	0	-	-	-	0	0	0	48
49 Gastritis, duodenitis, enteritis & colitis (535, 561, 563)	1	1	-	4.7	6.8	0	-	-	-	0	0	0	49
50 Cirrhosis of liver (571)	-	-	-	0	0	0	1	-	1	7.7	0	27.0	50
51 Nephritis and nephrosis (580-584)	-	-	-	0	0	0	1	1	-	7.7	10.8	0	51
52 Hyperplasia of prostate (600)	-	-	-	0	0	0	-	-	-	0	0	0	52
53 Complications of pregnancy, childbirth and the puerperium (630-678)	-	-	-	0	0	0	-	-	-	0	0	0	53
54 Congenital anomalies (740-759)	-	-	-	0	0	0	4	3	1	30.8	32.3	27.0	54
55 Birth injuries, difficult labor and other anoxic and hypoxic conditions (764-768, 772, 776)	6	5	1	28.4	34.2	15.4	-	-	-	0	0	0	55
56 Other causes of neonatal mortality (760-763, 769-771, 773-775, 777-779)	1	1	-	4.7	6.8	0	1	-	1	7.7	0	27.0	56
57 Symptoms and ill-defined conditions (780-796)	3	-	3	14.2	0	46.2	2	1	1	15.4	10.8	27.0	57
58 All other diseases [residual]	13	9	4	61.6	61.6	61.5	4	3	1	30.8	32.3	27.0	58
59 Motor vehicle accidents (E810-E823)	7	3	4	33.2	20.5	61.5	6	3	3	46.2	32.3	81.1	59
60 All other accidents (E800-E807, E825-E949)	4	3	1	19.0	20.5	15.4	5	4	1	38.5	43.0	27.0	60
61 Suicides (E950-E959)	5	4	1	23.7	27.4	15.4	-	-	-	0	0	0	61
62 Homicides (E960-E969)	-	-	-	0	0	0	-	-	-	0	0	0	62
63 Legal intervention (E970-E978)	-	-	-	0	0	0	-	-	-	0	0	0	63
64 All other external injuries (E980-E999)	-	-	-	0	0	0	-	-	-	0	0	0	64

TABLE XIII VITAL STATISTICS, BY COUNTY, BY RACE, GEORGIA, 1968

ITEM	CONETA						CRAWFORD					
	Number			Rate or Ratio*			Number			Rate or Ratio*		
	Total	White	Non-White	Total	White	Non-White	Total	White	Non-White	Total	White	Non-White
1 Estimated population as of July 1,	32,200	21,100	11,100				6,000	2,600	3,400			
LIVE BIRTHS												
2 Total	601	363	238	18.7	17.2	21.4	120	35	85	20.0	13.5	25.0
3 Delivered in hospital	524	361	163	87.2%	99.4%	68.5%	91	35	56	75.8%	100.0%	65.9%
4 Delivered in home by physician	2	-	2	0.3%	0%	0.8%	1	-	1	0.8%	0%	1.2%
5 Delivered by midwife	74	2	72	12.3%	0.6%	30.3%	28	-	28	23.3%	0%	32.9%
6 Other deliveries	1	-	1	0.2%	0%	0.4%	-	-	-	0%	0%	0%
7 Immature births	69	36	33	114.8	99.2	138.7	6	2	4	50.0	57.1	47.1
8 Live births to unwed mothers	50	5	45	83.2	13.8	189.1	20	2	18	166.7	57.1	211.8
FETAL DEATHS												
9 Total	23	17	6	38.3	45.8	25.2	1	1	-	8.3	28.6	0
10 Under 20 weeks gestation	2	2	-	3.3	5.5	0	-	-	-	0	0	0
11 20-27 weeks gestation	10	8	2	16.6	22.0	8.4	1	1	-	8.3	28.6	0
12 28 weeks and more	10	7	3	16.6	19.3	12.6	-	-	-	0	0	0
13 Unknown length of gestation	1	-	1	1.7	0	4.2	-	-	-	0	0	0
DEATHS												
14 Total, all ages	297	194	103	922.4	919.4	927.9	58	26	32	966.7	1000.0	941.2
15 Under 1 year	15	11	4	25.0	30.3	16.8	4	2	2	33.3	57.1	23.5
16 Under 28 days	12	10	2	20.0	27.5	8.4	2	2	-	16.7	57.1	0
17 Deaths from immaturity	2	2	-	3.3	5.5	0	-	-	-	0	0	0
18 1-4 years **	3	1	2	-	-	-	4	-	4	-	-	-
19 Maternal deaths	-	-	-	0	0	0	1	-	1	83.3	0	117.6
CAUSE OF DEATH												
20 Dysentery (004,006,007,009)	1	-	1	3.1	0	9.0	1	1	-	16.7	38.5	0
21 Tuberculosis, all forms (010-019)	-	-	-	0	0	0	1	-	1	16.7	0	29.4
22 Meningococcal Infections (036)	-	-	-	0	0	0	-	-	-	0	0	0
23 Acute Infectious encephalitis (062-065)	-	-	-	0	0	0	-	-	-	0	0	0
24 Infectious Hepatitis (070)	-	-	-	0	0	0	-	-	-	0	0	0
25 Typhus and other rickettsias (080-083)	-	-	-	0	0	0	-	-	-	0	0	0
26 Venereal disease (090-099)	-	-	-	0	0	0	-	-	-	0	0	0
27 All other diseases classified as Infective and parasitic (000-003, 005, 008, 020-025, 037-061, 066-069, 071-079, 084-089, 100-136)	-	-	-	0	0	0	-	-	-	0	0	0
28 Malignant neoplasms, including neoplasms of lymphatic and haematopoietic tissues (140-209)	36	28	8	111.8	132.7	72.1	3	3	-	50.0	115.4	0
29 Benign neoplasms and neoplasms of unspecified nature (210-239)	-	-	-	0	0	0	-	-	-	0	0	0
30 Diabetes Mellitus (250)	1	-	1	3.1	0	9.0	-	-	-	0	0	0
31 Avitaminoses & other nutritional deficiency (260-269)	1	-	1	3.1	0	9.0	-	-	-	0	0	0
32 Anemias (280-285)	2	1	1	6.2	4.7	9.0	-	-	-	0	0	0
33 Nonmeningococcal meningitis (320)	-	-	-	0	0	0	-	-	-	0	0	0
34 Active rheumatic fever (390-392)	-	-	-	0	0	0	-	-	-	0	0	0
35 Chronic rheumatic heart disease (393-398)	6	4	2	18.6	19.0	18.0	-	-	-	0	0	0
36 Hypertensive disease (400-404)	3	1	2	9.3	4.7	18.0	-	-	-	0	0	0
37 Ischaemic heart disease (410-414)	69	52	17	214.3	246.4	153.2	24	15	9	400.0	576.9	264.7
38 Other forms of heart disease (420-429)	10	5	5	31.1	23.7	45.0	1	1	-	16.7	38.5	0
39 Cerebrovascular disease (430-438)	46	27	19	142.9	128.0	171.2	5	1	4	83.3	38.5	117.6
40 General arteriosclerosis (440)	1	1	-	3.1	4.7	0	-	-	-	0	0	0
41 Other diseases of arteries, arterioles, & capillaries (441-448)	3	2	1	9.3	9.5	9.0	-	-	-	0	0	0
42 Influenza (470-474)	-	-	-	0	0	0	-	-	-	0	0	0
43 Pneumonia (480-486)	10	6	4	31.1	28.4	36.0	4	-	4	66.7	0	117.6
44 Bronchitis, emphysema and asthma (466, 490-493)	3	2	1	9.3	9.5	9.0	-	-	-	0	0	0
45 Other diseases of the respiratory system (460-465, 500-519)	1	1	-	3.1	4.7	0	-	-	-	0	0	0
46 Peptic ulcer (531-533)	1	1	-	3.1	4.7	0	-	-	-	0	0	0
47 Appendicitis (540-543)	-	-	-	0	0	0	-	-	-	0	0	0
48 Intestinal obstruction and hernia (550-553, 560)	1	1	-	3.1	4.7	0	-	-	-	0	0	0
49 Gastritis, duodenitis, enteritis & colitis (535, 561, 563)	-	-	-	0	0	0	-	-	-	0	0	0
50 Cirrhosis of liver (571)	1	1	-	3.1	4.7	0	-	-	-	0	0	0
51 Nephritis and nephrosis (580-584)	2	2	-	6.2	9.5	0	-	-	-	0	0	0
52 Hyperplasia of prostate (600)	0	0	-	0	0	0	-	-	-	0	0	0
53 Complications of pregnancy, childbirth and the puerperium (630-678)	-	-	-	0	0	0	1	-	1	16.7	0	29.4
54 Congenital anomalies (740-759)	5	5	-	15.5	23.7	0	-	-	-	0	0	0
55 Birth injuries, difficult labor and other anoxic and hypoxic conditions (764-768, 772, 776)	3	3	-	9.3	14.2	0	-	-	-	0	0	0
56 Other causes of neonatal mortality (760-763, 769-771, 773-775, 777-779)	3	3	-	9.3	14.2	0	2	2	-	33.3	76.9	0
57 Symptoms and ill-defined conditions (780-796)	24	6	18	74.5	28.4	162.2	1	-	1	16.7	0	29.4
58 All other diseases (residual)	32	25	7	99.4	118.5	63.1	1	-	1	16.7	0	29.4
59 Motor vehicle accidents (E810-E823)	14	8	6	43.5	37.9	54.1	2	-	2	33.3	0	58.8
60 All other accidents (E800-E807, E825-E949)	7	5	2	21.7	23.7	18.0	12	3	9	200.0	115.4	264.7
61 Suicides (E950-E959)	2	2	-	6.2	9.5	0	-	-	-	0	0	0
62 Homicides (E960-E969)	8	1	7	24.8	4.7	63.1	-	-	-	0	0	0
63 Legal intervention (E970-E978)	-	-	-	0	0	0	-	-	-	0	0	0
64 All other external injuries (E980-E999)	1	1	-	3.1	4.7	0	-	-	-	0	0	0

TABLE XIII VITAL STATISTICS, BY COUNTY, BY RACE, GEORGIA, 1968

ITEM	CRISP						DADE						
	Number			Rate or Ratio*			Number			Rate or Ratio*			
	Total	White	Non-White	Total	White	Non-White	Total	White	Non-White	Total	White	Non-White	
1 Estimated population as of July 1,	18,200	10,700	7,500				9,600	9,500	100				1
LIVE BIRTHS													
2 Total	351	161	190	19.3	15.0	25.3	146	146	-	15.2	15.4	0	2
3 Delivered in hospital	246	161	85	70.1%	100.0%	44.7%	144	144	-	98.6%	98.6%	...	3
4 Delivered in home by physician	2	-	2	0.6%	0%	1.1%	2	2	-	1.4%	1.4%	...	4
5 Delivered by midwife	102	-	102	29.1%	0%	53.7%	-	-	-	0%	0%	...	5
6 Other deliveries	1	-	1	0.3%	0%	0.5%	-	-	-	0%	0%	...	6
7 Immature births	31	8	23	88.3	49.7	121.1	19	19	-	130.1	130.1	...	7
8 Live births to unwed mothers	81	2	79	230.8	12.4	415.8	9	9	-	61.6	61.6	...	8
FETAL DEATHS													
9 Total	5	2	3	14.2	12.4	15.8	5	5	-	34.2	34.2	...	9
10 Under 20 weeks gestation	2	-	2	5.7	0	10.5	1	1	-	6.8	6.8	...	10
11 20-27 weeks gestation	-	-	-	0	0	0	2	2	-	13.7	13.7	...	11
12 28 weeks and more	3	2	1	8.5	12.4	5.3	-	-	-	0	0	...	12
13 Unknown length of gestation	-	-	-	0	0	0	2	2	-	13.7	13.7	...	13
DEATHS													
14 Total, all ages	228	119	109	1252.7	1112.1	1453.3	93	91	2	968.8	957.9	2000.0	14
15 Under 1 year	14	3	11	39.9	18.6	57.9	4	4	-	27.4	27.4	...	15
16 Under 28 days	9	3	6	25.6	18.6	31.6	2	2	-	13.7	13.7	...	16
17 Deaths from immaturity	1	1	-	2.8	6.2	0	-	-	-	0	0	...	17
18 1-4 years **	3	-	3	-	-	-	1	1	-	-	-	...	18
19 Maternal deaths	-	-	-	0	0	0	-	-	-	0	0	...	19
CAUSE OF DEATH													
20 Dysentery (004,006,007,009)	1	-	1	5.5	0	13.3	-	-	-	0	0	0	20
21 Tuberculosis, all forms (010-019)	1	1	-	5.5	9.3	0	-	-	-	0	0	0	21
22 Meningococcal Infections (036)	1	-	1	5.5	0	13.3	-	-	-	0	0	0	22
23 Acute infectious encephalitis (062-065)	-	-	-	0	0	0	-	-	-	0	0	0	23
24 Infectious Hepatitis (070)	-	-	-	0	0	0	-	-	-	0	0	0	24
25 Typhus and other rickettsioses (080-083)	-	-	-	0	0	0	-	-	-	0	0	0	25
26 Venereal disease (090-099)	-	-	-	0	0	0	-	-	-	0	0	0	26
27 All other diseases classified as Infective and parasitic (000-003, 005, 008, 020-035, 037-061, 066-069, 071-079, 084-089, 100-136)	1	-	1	5.5	0	13.3	1	1	-	10.4	10.5	0	27
28 Malignant neoplasms, including neoplasms of lymphatic and haematopoietic tissues (140-209)	24	10	14	131.9	93.5	186.7	13	13	-	135.4	136.8	0	28
29 Benign neoplasms and neoplasms of unspecified nature (210-239)	-	-	-	0	0	0	1	1	-	10.4	10.5	0	29
30 Diabetes Mellitus (250)	3	1	2	16.5	9.3	26.7	3	3	-	31.3	31.6	0	30
31 Avitaminoses & other nutritional deficiency (260-269)	3	-	3	16.5	0	40.0	-	-	-	0	0	0	31
32 Anemias (280-285)	-	-	-	0	0	0	-	-	-	0	0	0	32
33 Nonmeningococcal meningitis (320)	-	-	-	0	0	0	-	-	-	0	0	0	33
34 Active rheumatic fever (390-392)	-	-	-	0	0	0	-	-	-	0	0	0	34
35 Chronic rheumatic heart disease (393-398)	-	-	-	0	0	0	-	-	-	0	0	0	35
36 Hypertensive disease (400-404)	5	1	4	27.5	9.3	53.3	2	2	-	20.8	21.1	0	36
37 Ischaemic heart disease (410-414)	63	50	13	346.2	467.3	173.3	23	23	-	239.6	242.1	0	37
38 Other forms of heart disease (420-429)	6	1	5	33.0	9.3	66.7	1	1	-	10.4	10.5	0	38
39 Cerebrovascular disease (430-438)	46	21	25	252.7	196.3	333.3	9	8	1	93.8	84.2	1000.0	39
40 General arteriosclerosis (440)	4	4	-	22.0	37.4	0	1	1	-	10.4	10.5	0	40
41 Other diseases of arteries, arterioles, & capillaries (441-448)	-	-	-	0	0	0	-	-	-	0	0	0	41
42 Influenza (470-474)	2	1	1	11.0	9.3	13.3	6	6	-	62.5	63.2	0	42
43 Pneumonia (480-486)	20	8	12	109.9	74.8	160.0	7	7	-	72.9	73.7	0	43
44 Bronchitis, emphysema and asthma (466, 490-493)	2	1	1	11.0	9.3	13.3	1	1	-	10.4	10.5	0	44
45 Other diseases of the respiratory system (460-465, 500-519)	2	1	1	11.0	9.3	13.3	2	2	-	20.8	21.1	0	45
46 Peptic ulcer (531-533)	-	-	-	0	0	0	-	-	-	0	0	0	46
47 Appendicitis (540-543)	-	-	-	0	0	0	-	-	-	0	0	0	47
48 Intestinal obstruction and hernia (550-553, 560)	3	1	2	16.5	9.3	26.7	1	1	-	10.4	10.5	0	48
49 Gastritis, duodenitis, enteritis & colitis (535, 561, 563)	-	-	-	0	0	0	-	-	-	0	0	0	49
50 Cirrhosis of liver (571)	1	-	1	5.5	0	13.3	2	2	-	20.8	21.1	0	50
51 Nephritis and nephrosis (580-584)	-	-	-	0	0	0	-	-	-	0	0	0	51
52 Hyperplasia of prostate (600)	-	-	-	0	0	0	-	-	-	0	0	0	52
53 Complications of pregnancy, childbirth and the puerperium (630-678)	-	-	-	0	0	0	-	-	-	0	0	0	53
54 Congenital anomalies (740-759)	1	-	1	5.5	0	13.3	2	2	-	20.8	21.1	0	54
55 Birth injuries, difficult labor and other anoxic and hypoxic conditions (764-768, 772, 776)	4	1	3	22.0	9.3	40.0	-	-	-	0	0	0	55
56 Other causes of neonatal mortality (760-763, 769-771, 773-775, 777-779)	2	2	-	11.0	18.7	0	1	1	-	10.4	10.5	0	56
57 Symptoms and ill-defined conditions (780-796)	4	2	2	22.0	18.7	26.7	1	1	-	10.4	10.5	0	57
58 All other diseases (residual)	11	5	6	60.4	46.7	80.0	2	2	-	20.8	21.1	0	58
59 Motor vehicle accidents (E810-E823)	6	3	3	33.0	28.0	40.0	8	8	-	83.3	84.2	0	59
60 All other accidents (E800-E807, E825-E949)	2	-	2	11.0	0	26.7	3	3	-	31.3	31.6	0	60
61 Suicides (E950-E959)	4	4	-	22.0	37.4	0	-	-	-	0	0	0	61
62 Homicides (E960-E-969)	6	1	5	33.0	9.3	66.7	3	2	1	31.3	21.1	1000.0	62
63 Legal Intervention (E970-E978)	-	-	-	0	0	0	-	-	-	0	0	0	63
64 All other external injuries (E980-E999)	-	-	-	0	0	0	-	-	-	0	0	0	64

TABLE XIII VITAL STATISTICS, BY COUNTY, BY RACE, GEORGIA, 1968

ITEM	DAWSON						DECATUR					
	Number			Rate or Ratio*			Number			Rate or Ratio*		
	Total	White	Non-White	Total	White	Non-White	Total	White	Non-White	Total	White	Non-White
1 Estimated population as of July 1,	3,800	3,800	0				23,800	13,900	9,900			
LIVE BIRTHS												
2 Total	66	66	-	17.4	17.4	...	457	202	255	19.2	14.5	25.8
3 Delivered in hospital	66	66	-	100.0%	100.0%	...	359	199	160	78.6%	98.5%	62.7%
4 Delivered in home by physician	-	-	-	0%	0%	...	3	1	2	0.7%	0.5%	0.8%
5 Delivered by midwife	-	-	-	0%	0%	...	95	2	93	20.8%	1.0%	36.5%
6 Other deliveries	-	-	-	0%	0%	...	-	-	-	0%	0%	0%
7 Immature births	8	8	-	121.2	121.2	...	45	13	32	98.5	64.4	125.5
8 Live births to unwed mothers	-	-	-	0	0	...	64	3	61	140.0	14.9	239.2
FETAL DEATHS												
9 Total	-	-	-	0	0	...	6	2	4	13.1	9.9	15.7
10 Under 20 weeks gestation	-	-	-	0	0	...	-	-	-	0	0	0
11 20-27 weeks gestation	-	-	-	0	0	...	-	-	-	0	0	0
12 28 weeks and more	-	-	-	0	0	...	6	2	4	13.1	9.9	15.7
13 Unknown length of gestation	-	-	-	0	0	...	-	-	-	0	0	0
DEATHS												
14 Total, all ages	44	44	-	1157.9	1157.9	...	243	137	106	1021.0	985.6	1070.7
15 Under 1 year	2	2	-	30.3	30.3	...	14	1	13	30.6	5.0	51.0
16 Under 28 days	2	2	-	30.3	30.3	...	6	1	5	13.1	5.0	19.6
17 Deaths from immaturity	1	1	-	15.2	15.2	...	5	1	4	10.9	5.0	15.7
18 1-4 years **	2	2	-	-	-	...	2	-	2	-	-	-
19 Maternal deaths	-	-	-	0	0	...	-	-	-	0	0	0
CAUSE OF DEATH												
20 Dysentery (004,006,007,009)	-	-	-	0	0	...	3	1	2	12.6	7.2	20.2
21 Tuberculosis, all forms (010-019)	-	-	-	0	0	...	-	-	-	0	0	0
22 Meningococcal infections (036)	-	-	-	0	0	...	-	-	-	0	0	0
23 Acute infectious encephalitis (062-065)	-	-	-	0	0	...	-	-	-	0	0	0
24 Infectious hepatitis (070)	-	-	-	0	0	...	-	-	-	0	0	0
25 Typhus and other rickettsioses (080-083)	-	-	-	0	0	...	-	-	-	0	0	0
26 Venereal disease (090-099)	-	-	-	0	0	...	1	-	1	4.2	0	10.1
27 All other diseases classified as infective and parasitic (000-003, 005, 008, 020-035, 037-061, 066-069, 071-079, 084-089, 100-136)	-	-	-	0	0	...	3	1	2	12.6	7.2	20.2
28 Malignant neoplasms, including neoplasms of lymphatic and haematopoietic tissues (140-209)	-	-	-	0	0	...	33	16	17	138.7	115.1	171.7
29 Benign neoplasms and neoplasms of unspecified nature (210-239)	-	-	-	0	0	...	-	-	-	0	0	0
30 Diabetes Mellitus (250)	1	1	-	26.3	26.3	...	5	4	1	21.0	28.8	10.1
31 Avitaminoses & other nutritional deficiency (260-269)	-	-	-	0	0	...	1	-	1	4.2	0	10.1
32 Anemias (280-285)	-	-	-	0	0	...	-	-	-	0	0	0
33 Nonmeningococcal meningitis (320)	-	-	-	0	0	...	-	-	-	0	0	0
34 Active rheumatic fever (390-392)	-	-	-	0	0	...	-	-	-	0	0	0
35 Chronic rheumatic heart disease (393-398)	-	-	-	0	0	...	1	-	1	4.2	0	10.1
36 Hypertensive disease (400-404)	-	-	-	0	0	...	7	2	5	29.4	14.4	50.5
37 Ischaemic heart disease (410-414)	13	13	-	342.1	342.1	...	93	56	37	390.8	402.9	373.7
38 Other forms of heart disease (420-429)	3	3	-	78.9	78.9	...	7	3	4	29.4	21.6	40.4
39 Cerebrovascular disease (430-438)	10	10	-	263.2	263.2	...	14	8	6	58.8	57.6	60.6
40 General arteriosclerosis (440)	1	1	-	26.3	26.3	...	5	5	-	21.0	36.0	0
41 Other diseases of arteries, arterioles, & capillaries (441-448)	1	1	-	26.3	26.3	...	3	3	-	12.6	21.6	0
42 Influenza (470-474)	-	-	-	0	0	...	1	-	1	4.2	0	10.1
43 Pneumonia (480-486)	2	2	-	52.6	52.6	...	16	9	7	67.2	64.7	70.7
44 Bronchitis, emphysema and asthma (466, 490-493)	-	-	-	0	0	...	5	5	-	21.0	36.0	0
45 Other diseases of the respiratory system (460-465, 500-519)	-	-	-	0	0	...	1	1	-	4.2	7.2	0
46 Peptic ulcer (531-533)	-	-	-	0	0	...	2	2	-	8.4	14.4	0
47 Appendicitis (540-543)	-	-	-	0	0	...	-	-	-	0	0	0
48 Intestinal obstruction and hernia (550-553, 560)	-	-	-	0	0	...	1	-	1	4.2	0	10.1
49 Gastritis, duodenitis, enteritis & colitis (535, 561, 563)	-	-	-	0	0	...	-	-	-	0	0	0
50 Cirrhosis of liver (571)	1	1	-	26.3	26.3	...	2	2	-	8.4	14.4	0
51 Nephritis and nephrosis (580-584)	-	-	-	0	0	...	1	1	-	4.2	7.2	0
52 Hyperplasia of prostate (600)	-	-	-	0	0	...	-	-	-	0	0	0
53 Complications of pregnancy, childbirth and the puerperium (630-678)	-	-	-	0	0	...	-	-	-	0	0	0
54 Congenital anomalies (740-759)	-	-	-	0	0	...	-	-	-	0	0	0
55 Birth injuries, difficult labor and other anoxic and hypoxic conditions (764-768, 772, 776)	-	-	-	0	0	...	-	-	-	0	0	0
56 Other causes of neonatal mortality (760-763, 769-771, 773-775, 777-779)	1	1	-	26.3	26.3	...	5	1	4	21.0	7.2	40.4
57 Symptoms and ill-defined conditions (780-795)	1	1	-	26.3	26.3	...	5	-	5	21.0	0	50.5
58 All other diseases (residual)	8	8	-	210.5	210.5	...	6	4	2	25.2	28.8	20.2
59 Motor vehicle accidents (E810-E823)	2	2	-	52.6	52.6	...	7	4	3	29.4	28.8	30.3
60 All other accidents (E800-E807, E825-E949)	8	8	-	210.5	210.5	...	9	6	3	37.8	43.2	30.3
61 Suicides (E950-E959)	-	-	-	0	0	...	2	2	-	8.4	14.4	0
62 Homicides (E960-E969)	-	-	-	0	0	...	3	1	2	12.6	7.2	20.2
63 Legal intervention (E970-E978)	-	-	-	0	0	...	1	-	1	4.2	0	10.1
64 All other external injuries (E980-E999)	-	-	-	0	0	...	-	-	-	0	0	0

TABLE XIII VITAL STATISTICS, BY COUNTY, BY RACE, GEORGIA, 1968

ITEM	DEKALB						DODGE						
	Number			Rate or Ratio*			Number			Rate or Ratio*			
	Total	White	Non-White	Total	White	Non-White	Total	White	Non-White	Total	White	Non-White	
1 Estimated population as of July 1,	377,400	341,000	36,400				17,600	12,700	4,900				1
LIVE BIRTHS													
2 Total	7,613	6,328	1,285	20.2	18.6	35.3	297	191	106	16.9	15.0	21.6	2
3 Delivered in hospital	7,588	6,316	1,272	99.7%	99.8%	99.0%	238	188	50	80.1%	98.4%	47.2%	3
4 Delivered in home by physician	19	6	13	0.2%	0.1%	1.0%	1	-	1	0.3%	0%	0.9%	4
5 Delivered by midwife	2	2	-	0.0%	0.0%	0%	58	3	55	19.5%	1.6%	51.9%	5
6 Other deliveries	4	4	-	0.1%	0.1%	0%	-	-	-	0%	0%	0%	6
7 Immature births	615	422	193	80.8	66.7	150.2	13	7	6	43.8	36.6	56.6	7
8 Live births to unwed mothers	745	413	332	97.9	65.3	258.4	34	3	31	114.5	15.7	292.5	8
FETAL DEATHS													
9 Total	201	176	25	26.4	27.8	19.5	4	2	2	13.5	10.5	18.9	9
10 Under 20 weeks gestation	94	90	4	12.3	14.2	3.1	2	2	-	6.7	10.5	0	10
11 20-27 weeks gestation	38	31	7	5.0	4.9	5.4	-	-	-	0	0	0	11
12 28 weeks and more	61	50	11	8.0	7.9	8.6	2	-	2	6.7	0	18.9	11
13 Unknown length of gestation	8	5	3	1.1	0.8	2.3	-	-	-	0	0	0	12
DEATHS													
14 Total, all ages	2,388	1,978	410	632.8	580.1	1126.4	210	158	52	1193.2	1244.1	1061.2	14
15 Under 1 year	147	105	42	19.3	16.6	32.7	8	2	6	26.9	10.5	56.6	15
16 Under 28 days	115	87	28	15.1	13.7	21.8	4	2	2	13.5	10.5	18.9	16
17 Deaths from immaturity	9	6	3	1.2	0.9	2.3	-	-	-	0	0	0	17
18 1-4 years **	21	15	6	-	-	-	3	-	3	-	-	-	18
19 Maternal deaths	1	1	-	1.3	1.6	0	-	-	-	0	0	0	19
CAUSE OF DEATH													
20 Dysentery (004,006,007,009)	2	1	1	0.5	0.3	2.7	-	-	-	0	0	0	20
21 Tuberculosis, all forms (010-019)	5	2	3	1.3	0.6	8.2	-	-	-	0	0	0	21
22 Meningococcal infections (036)	2	2	-	0.5	0.6	0	-	-	-	0	0	0	22
23 Acute Infectious encephalitis (062-065)	2	2	-	0.5	0.6	0	-	-	-	0	0	0	23
24 Infectious Hepatitis (070)	-	-	-	0	0	0	-	-	-	0	0	0	24
25 Typhus and other rickettsioses (080-083)	-	-	-	0	0	0	-	-	-	0	0	0	25
26 Venereal disease (090-095)	1	1	-	0.3	0.3	0	-	-	-	0	0	0	26
27 All other diseases classified as Infective and parasitic (000-003, 005, 008, 020-035, 037-061, 066-069, 071-079, 084-089, 100-136)	16	9	7	4.2	2.6	19.2	-	-	-	0	0	0	27
28 Malignant neoplasms, including neoplasms of lymphatic and haematopoietic tissues (140-209)	381	326	55	101.0	95.6	151.1	20	15	5	113.6	118.1	102.0	28
29 Benign neoplasms and neoplasms of unspecified nature (210-239)	6	4	2	1.6	1.2	5.5	2	2	-	11.4	15.7	0	29
30 Diabetes Mellitus (250)	25	15	10	6.6	4.4	27.5	2	1	1	11.4	7.9	20.4	30
31 Avitaminoses & other nutritional deficiency (260-269)	4	2	2	1.1	0.6	5.5	-	-	-	0	0	0	31
32 Anemias (280-285)	4	3	1	1.1	0.9	2.7	-	-	-	0	0	0	32
33 Nonmeningococcal meningitis (320)	4	2	2	1.1	0.6	5.5	2	-	2	11.4	0	40.8	33
34 Active rheumatic fever (390-392)	1	-	1	0.3	0	2.7	-	-	-	0	0	0	34
35 Chronic rheumatic heart disease (393-398)	24	22	2	6.4	6.5	5.5	1	1	-	5.7	7.9	0	35
36 Hypertensive disease (400-404)	20	10	10	5.3	2.9	27.5	3	3	-	17.0	23.6	0	36
37 Ischaemic heart disease (410-414)	753	657	96	199.5	192.7	263.7	65	53	12	369.3	417.3	244.9	37
38 Other forms of heart disease (420-429)	45	38	7	11.9	11.1	19.2	9	7	2	51.1	55.1	40.8	38
39 Cerebrovascular disease (430-438)	251	216	35	66.5	63.3	96.2	26	19	7	147.7	149.6	142.9	39
40 General arteriosclerosis (440)	33	32	1	8.7	9.4	2.7	3	2	1	17.0	15.7	20.4	40
41 Other diseases of arteries, arterioles, & capillaries (441-448)	25	23	2	6.6	6.7	5.5	2	1	1	11.4	7.9	20.4	41
42 Influenza (470-474)	8	6	2	2.1	1.8	5.5	-	-	-	0	0	0	42
43 Pneumonia (480-486)	98	67	31	26.0	19.6	85.2	11	8	3	62.5	63.0	61.2	43
44 Bronchitis, emphysema and asthma (466, 490-493)	49	41	8	13.0	12.0	22.0	1	1	-	5.7	7.9	0	44
45 Other diseases of the respiratory system (460-465, 500-519)	13	10	3	3.4	2.9	8.2	1	1	-	5.7	7.9	0	45
46 Peptic ulcer (531-533)	14	13	1	3.7	3.8	2.7	1	1	-	5.7	7.9	0	46
47 Appendicitis (540-543)	1	1	-	0.3	0.3	0	-	-	-	0	0	0	47
48 Intestinal obstruction and hernia (550-553, 560)	10	10	-	2.6	2.9	0	-	-	-	0	0	0	48
49 Gastritis, duodenitis, enteritis & colitis (535, 561, 563)	-	-	-	0	0	0	-	-	-	0	0	0	49
50 Cirrhosis of liver (571)	34	30	4	9.0	8.8	11.0	4	4	-	22.7	31.5	0	50
51 Nephritis and nephrosis (580-584)	10	6	4	2.6	1.8	11.0	1	1	-	5.7	7.9	0	51
52 Hyperplasia of prostate (600)	4	3	1	1.1	0.9	2.7	3	2	1	17.0	15.7	20.4	52
53 Complications of pregnancy, childbirth and the puerperium (630-678)	1	1	-	0.3	0.3	0	-	-	-	0	0	0	53
54 Congenital anomalies (740-759)	34	32	2	9.0	9.4	5.5	1	-	1	5.7	0	20.4	54
55 Birth injuries, difficult labor and other anoxic and hypoxic conditions (764-768, 772, 776)	59	42	17	15.6	12.3	46.7	1	-	1	5.7	0	20.4	55
56 Other causes of neonatal mortality (760-763, 769-771, 773-775, 777-779)	26	19	7	6.9	5.6	19.2	1	1	-	5.7	7.9	0	56
57 Symptoms and ill-defined conditions (780-795)	19	13	6	5.0	3.8	16.5	13	6	7	73.9	47.2	142.9	57
58 All other diseases (residual)	130	98	32	34.4	28.7	87.9	15	11	4	85.2	86.6	81.6	58
59 Motor vehicle accidents (E810-E823)	99	93	6	26.2	27.3	16.5	8	7	1	45.5	55.1	20.4	59
60 All other accidents (E800-E807, E825-E949)	81	64	17	21.5	18.8	46.7	7	5	2	39.8	39.4	40.8	60
61 Suicides (E950-E959)	44	43	1	11.7	12.6	2.7	2	2	-	11.4	15.7	0	61
62 Homicides (E960-E-969)	47	17	30	12.5	5.0	82.4	4	3	1	22.7	23.6	20.4	62
63 Legal intervention (E970-E978)	1	-	1	0.3	0	2.7	-	-	-	0	0	0	63
64 All other external injuries (E980-E999)	2	2	-	0.5	0.6	0	1	1	-	5.7	7.9	0	64

1/ Includes 280 live births to residents of Florence Crittenton Home.

TABLE XIII VITAL STATISTICS, BY COUNTY, BY RACE, GEORGIA, 1968

ITEM	DOOLY						DUGHERTY						
	Number			Rate or Ratio*			Number			Rate or Ratio*			
	Total	White	Non-White	Total	White	Non-White	Total	White	Non-White	Total	White	Non-White	
1 Estimated population as of July 1,	11,000	5,400	5,600				78,300	49,100	29,200				1
LIVE BIRTHS													
2 Total	186	61	125	16.9	11.3	22.3	1,814	1,028	786	23.2	20.9	26.9	2
3 Delivered in hospital	147	60	87	79.0%	98.4%	69.6%	1,741	1,026	715	96.0%	99.8%	91.0%	3
4 Delivered in home by physician	6	1	5	3.2%	1.6%	4.0%	63	2	61	3.5%	0.2%	7.8%	4
5 Delivered by midwife	33	-	33	17.7%	0%	26.4%	10	-	10	0.6%	0%	1.3%	5
6 Other deliveries	-	-	-	0%	0%	0%	-	-	-	0%	0%	0%	6
7 Immature births	22	5	17	118.3	82.0	136.0	187	57	130	103.1	55.4	165.4	7
8 Live births to unwed mothers	44	-	44	236.6	0	352.0	342	33	309	188.5	32.1	393.1	8
FETAL DEATHS													
9 Total	2	-	2	10.8	0	16.0	49	23	26	27.0	22.4	33.1	9
10 Under 20 weeks gestation	1	-	1	5.4	0	8.0	16	7	9	8.8	6.8	11.5	10
11 20-27 weeks gestation	-	-	-	0	0	0	5	1	4	2.8	1.0	5.1	11
12 28 weeks and more	1	-	1	5.4	0	8.0	15	10	5	8.3	9.7	6.4	12
13 Unknown length of gestation	-	-	-	0	0	0	13	5	8	7.2	4.9	10.2	13
DEATHS													
14 Total, all ages	125	64	61	1136.4	1185.2	1089.3	632	311	321	807.2	633.4	1099.3	14
15 Under 1 year	9	2	7	48.4	32.8	56.0	36	15	21	19.8	14.6	26.7	15
16 Under 28 days	2	1	1	10.8	32.8	0	24	11	13	13.2	10.7	16.5	16
17 Deaths from immaturity	1	1	-	5.4	16.4	0	5	1	4	2.8	1.0	5.1	17
18 1-4 years **	-	-	-	-	-	-	6	2	4	-	-	-	18
19 Maternal deaths	-	-	-	0	0	0	1	-	1	5.5	0	12.7	19
CAUSE OF DEATH													
20 Dysentery (004,006,007,009)	-	-	-	0	0	0	2	1	1	2.6	2.0	3.4	20
21 Tuberculosis, all forms (010-019)	-	-	-	0	0	0	4	-	4	5.1	0	13.7	21
22 Meningococcal infections (036)	-	-	-	0	0	0	-	-	-	0	0	0	22
23 Acute infectious encephalitis (062-065)	-	-	-	0	0	0	-	-	-	0	0	0	23
24 Infectious hepatitis (070)	-	-	-	0	0	0	-	-	-	0	0	0	24
25 Typhus and other rickettsias (080-083)	-	-	-	0	0	0	-	-	-	0	0	0	25
26 Venereal disease (090-099)	-	-	-	0	0	0	1	-	1	1.3	0	3.4	26
27 All other diseases classified as infective and parasitic (000-003, 005, 008, 020-035, 037-061, 066-069, 071-079, 084-089, 100-136)	1	-	1	9.1	0	17.9	7	4	3	8.9	8.1	10.3	27
28 Malignant neoplasms, including neoplasms of lymphatic and haematopoietic tissues (140-209)	10	8	2	90.9	148.1	35.7	83	50	33	106.0	101.8	113.0	28
29 Benign neoplasms and neoplasms of unspecified nature (210-239)	-	-	-	0	0	0	-	-	-	0	0	0	29
30 Diabetes mellitus (250)	-	-	-	0	0	0	11	-	11	14.0	0	37.7	30
31 Avitaminoses & other nutritional deficiency (260-269)	1	-	1	9.1	0	17.9	-	-	-	0	0	0	31
32 Anemias (280-285)	-	-	-	0	0	0	2	-	2	2.6	0	6.8	32
33 Nonmeningococcal meningitis (320)	-	-	-	0	0	0	-	-	-	0	0	0	33
34 Active rheumatic fever (390-392)	-	-	-	0	0	0	-	-	-	0	0	0	34
35 Chronic rheumatic heart disease (393-398)	-	-	-	0	0	0	3	1	2	3.8	2.0	6.8	35
36 Hypertensive disease (400-404)	1	-	1	9.1	0	17.9	12	4	8	15.3	8.1	27.4	36
37 Ischaemic heart disease (410-414)	41	21	20	372.7	388.9	357.1	187	123	64	238.8	250.5	219.2	37
38 Other forms of heart disease (420-429)	3	1	2	27.3	18.5	35.7	7	3	4	8.9	6.1	13.7	38
39 Cerebrovascular disease (430-438)	30	11	19	272.7	203.7	339.3	119	35	84	152.0	71.3	287.7	39
40 General arteriosclerosis (440)	2	2	-	18.2	37.0	0	6	3	3	7.7	6.1	10.3	40
41 Other diseases of arteries, arterioles, & capillaries (441-448)	1	1	-	9.1	18.5	0	7	4	3	8.9	8.1	10.3	41
42 Influenza (470-474)	2	2	-	18.2	37.0	0	-	-	-	0	0	0	42
43 Pneumonia (480-486)	5	1	4	45.5	18.5	71.4	23	8	15	29.4	16.3	51.4	43
44 Bronchitis, emphysema and asthma (466, 490-493)	1	1	-	9.1	18.5	0	8	7	1	10.2	14.3	3.4	44
45 Other diseases of the respiratory system (460-465, 500-519)	1	1	-	9.1	18.5	0	5	4	1	6.4	8.1	3.4	45
46 Peptic ulcer (531-533)	-	-	-	0	0	0	4	1	3	5.1	2.0	10.3	46
47 Appendicitis (540-543)	-	-	-	0	0	0	-	-	-	0	0	0	47
48 Intestinal obstruction and hernia (550-553, 560)	1	1	-	9.1	18.5	0	2	2	-	2.6	4.1	0	48
49 Gastritis, duodenitis, enteritis & colitis (535, 561, 563)	-	-	-	0	0	0	-	-	-	0	0	0	49
50 Cirrhosis of liver (571)	1	1	-	9.1	18.5	0	10	6	4	12.8	12.2	13.7	50
51 Nephritis and nephrosis (580-584)	-	-	-	0	0	0	9	2	7	11.5	4.1	24.0	51
52 Hyperplasia of prostate (600)	-	-	-	0	0	0	-	-	-	0	0	0	52
53 Complications of pregnancy, childbirth and the puerperium (630-678)	-	-	-	0	0	0	1	-	1	1.3	0	3.4	53
54 Congenital anomalies (740-759)	-	-	-	0	0	0	8	6	2	10.2	12.2	6.8	54
55 Birth injuries, difficult labor and other anoxic and hypoxic conditions (764-768, 772, 776)	1	1	-	9.1	18.5	0	11	7	4	14.0	14.3	13.7	55
56 Other causes of neonatal mortality (760-763, 769-771, 773-775, 777-779)	1	1	-	9.1	18.5	0	6	2	4	7.7	4.1	13.7	56
57 Symptoms and ill-defined conditions (780-796)	5	-	5	45.5	0	89.3	8	1	7	10.2	2.0	24.0	57
58 All other diseases (residual)	6	6	-	54.5	111.1	0	26	7	19	33.2	14.3	65.1	58
59 Motor vehicle accidents (E810-E823)	4	2	2	36.4	37.0	35.7	17	12	5	21.7	24.4	17.1	59
60 All other accidents (E800-E807, E825-E949)	4	2	2	36.4	37.0	35.7	23	7	16	29.4	14.3	54.8	60
61 Suicides (E950-E959)	2	1	1	18.2	18.5	17.9	8	8	-	10.2	16.3	0	61
62 Homicides (E960-E969)	1	-	1	9.1	0	17.9	11	3	8	14.0	6.1	27.4	62
63 Legal intervention (E970-E978)	-	-	-	0	0	0	-	-	-	0	0	0	63
64 All other external injuries (E980-E999)	-	-	-	0	0	0	1	-	1	1.3	0	3.4	64

TABLE XIII VITAL STATISTICS, BY COUNTY, BY RACE, GEORGIA, 1968

ITEM	DOUGLAS						EARLY						
	Number			Rate or Ratio*			Number			Rate or Ratio*			
	Total	White	Non-White	Total	White	Non-White	Total	White	Non-White	Total	White	Non-White	
1 Estimated population as of July 1,	23,900	20,800	3,100				13,900	7,500	6,400				1
LIVE BIRTHS													
2 Total	461	387	74	19.3	18.6	23.9	275	88	187	19.8	11.7	29.2	2
3 Delivered in hospital	460	387	73	99.8%	100.0%	98.6%	157	87	70	57.1%	98.9%	37.4%	3
4 Delivered in home by physician	1	-	1	0.2%	0%	1.4%	3	1	2	1.1%	1.1%	1.1%	4
5 Delivered by midwife	-	-	-	0%	0%	0%	115	-	115	41.8%	0%	61.5%	5
6 Other deliveries	-	-	-	0%	0%	0%	-	-	-	0%	0%	0%	6
7 Immature births	47	36	11	102.0	93.0	148.6	26	4	22	94.5	45.5	117.6	7
8 Live births to unwed mothers	29	13	16	62.9	33.6	216.2	58	3	55	210.9	34.1	294.1	8
FETAL DEATHS													
9 Total	17	12	5	36.9	31.0	67.6	4	2	2	14.5	22.7	10.7	9
10 Under 20 weeks gestation	5	4	1	10.8	10.3	13.5	-	-	-	0	0	0	10
11 20-27 weeks gestation	5	4	1	10.8	10.3	13.5	2	1	1	7.3	11.4	5.3	11
12 28 weeks and more	6	3	3	13.0	7.8	40.5	1	-	1	3.6	0	5.3	12
13 Unknown length of gestation	1	1	-	2.2	2.6	0	1	1	-	3.6	11.4	0	13
DEATHS													
14 Total, all ages	215	186	29	899.6	894.2	935.5	160	86	74	1151.1	1146.7	1156.3	14
15 Under 1 year	5	3	2	10.8	7.8	27.0	11	2	9	40.0	22.7	48.1	15
16 Under 28 days	2	1	1	4.3	2.6	13.5	5	2	3	18.2	22.7	16.0	16
17 Deaths from immaturity	-	-	-	0	0	0	1	-	1	3.6	0	5.3	17
18 1-4 years **	1	1	-	-	-	-	-	-	-	-	-	-	18
19 Maternal deaths	1	-	1	21.7	0	135.1	-	-	-	0	0	0	19
CAUSE OF DEATH													
20 Dysentery (004,006,007,009)	-	-	-	0	0	0	3	1	2	21.6	13.3	31.3	20
21 Tuberculosis, all forms (010-019)	1	-	1	4.2	0	32.3	-	-	-	0	0	0	21
22 Meningococcal infections (036)	-	-	-	0	0	0	-	-	-	0	0	0	22
23 Acute infectious encephalitis (062-065)	-	-	-	0	0	0	-	-	-	0	0	0	23
24 Infectious Hepatitis (070)	-	-	-	0	0	0	-	-	-	0	0	0	24
25 Typhus and other rickettsias (080-083)	-	-	-	0	0	0	-	-	-	0	0	0	25
26 Venereal disease (090-099)	-	-	-	0	0	0	-	-	-	0	0	0	26
27 All other diseases classified as infective and parasitic (000-003, 005, 008, 020-035, 037-061, 066-069, 071-079, 084-089, 100-136)	3	2	1	12.6	9.6	32.3	1	-	1	7.2	0	15.6	27
28 Malignant neoplasms, including neoplasms of lymphatic and haematopoietic tissues (140-209)	40	35	5	167.4	168.3	161.3	17	9	8	122.3	120.0	125.0	28
29 Benign neoplasms and neoplasms of unspecified nature (210-239)	-	-	-	0	0	0	-	-	-	0	0	0	29
30 Diabetes Mellitus (250)	4	3	1	16.7	14.4	32.3	2	2	-	14.4	26.7	0	30
31 Avitaminoses & other nutritional deficiency (260-269)	-	-	-	0	0	0	1	-	1	7.2	0	15.6	31
32 Anemias (280-285)	-	-	-	0	0	0	-	-	-	0	0	0	32
33 Nonmeningococcal meningitis (320)	-	-	-	0	0	0	-	-	-	0	0	0	33
34 Active rheumatic fever (390-392)	-	-	-	0	0	0	-	-	-	0	0	0	34
35 Chronic rheumatic heart disease (393-398)	-	-	-	0	0	0	-	-	-	0	0	0	35
36 Hypertensive disease (400-404)	3	3	-	12.6	14.4	0	18	9	9	129.5	120.0	140.6	36
37 Ischaemic heart disease (410-414)	78	73	5	326.4	351.0	161.3	56	35	21	402.9	466.7	328.1	37
38 Other forms of heart disease (420-429)	4	3	1	16.7	14.4	32.3	4	1	3	28.8	13.3	46.9	38
39 Cerebrovascular disease (430-438)	28	19	9	117.2	91.3	290.3	19	7	12	136.7	93.3	187.5	39
40 General arteriosclerosis (440)	2	2	-	8.4	9.6	0	3	1	2	21.6	13.3	31.3	40
41 Other diseases of arteries, arterioles, & capillaries (441-448)	1	1	-	4.2	4.8	0	1	1	-	7.2	13.3	0	41
42 Influenza (470-474)	3	2	1	12.6	9.6	32.3	-	-	-	0	0	0	42
43 Pneumonia (480-486)	6	6	-	25.1	28.8	0	4	1	3	28.8	13.3	46.9	43
44 Bronchitis, emphysema and asthma (466, 490-493)	4	4	-	16.7	19.2	0	2	2	-	14.4	26.7	0	44
45 Other diseases of the respiratory system (460-465, 500-519)	2	2	-	8.4	9.6	0	1	1	-	7.2	13.3	0	45
46 Peptic ulcer (531-533)	3	3	-	12.6	14.4	0	-	-	-	0	0	0	46
47 Appendicitis (540-543)	-	-	-	0	0	0	-	-	-	0	0	0	47
48 Intestinal obstruction and hernia (550-553, 560)	1	1	-	4.2	4.8	0	-	-	-	0	0	0	48
49 Gastritis, duodenitis, enteritis & colitis (535, 561, 563)	-	-	-	0	0	0	-	-	-	0	0	0	49
50 Cirrhosis of liver (571)	-	-	-	0	0	0	1	1	-	7.2	13.3	0	50
51 Nephritis and nephrosis (580-584)	1	1	-	4.2	4.8	0	-	-	-	0	0	0	51
52 Hyperplasia of prostate (600)	-	-	-	0	0	0	-	-	-	0	0	0	52
53 Complications of pregnancy, childbirth and the puerperium (630-678)	1	-	1	4.2	0	32.3	-	-	-	0	0	0	53
54 Congenital anomalies (740-759)	4	4	-	16.7	19.2	0	1	1	-	7.2	13.3	0	54
55 Birth injuries, difficult labor and other anoxic and hypoxic conditions (764-768, 772, 776)	-	-	-	0	0	0	3	2	1	21.6	26.7	15.6	55
56 Other causes of neonatal mortality (760-763, 769-771, 773-775, 777-779)	-	-	-	0	0	0	1	-	1	7.2	0	15.6	56
57 Symptoms and ill-defined conditions (780-796)	2	1	1	8.4	4.8	32.3	-	-	-	0	0	0	57
58 All other diseases (residual)	9	7	2	37.7	33.7	64.5	7	5	1	50.4	80.0	15.6	58
59 Motor vehicle accidents (E810-E823)	9	9	-	37.7	43.3	0	4	3	1	28.8	40.0	15.6	59
60 All other accidents (E800-E807, E825-E949)	4	4	-	16.7	19.2	0	8	3	5	57.6	40.0	78.1	60
61 Suicides (E950-E959)	-	-	-	0	0	0	-	-	-	0	0	0	61
62 Homicides (E960-E969)	2	1	1	8.4	4.8	32.3	3	-	3	21.6	0	46.9	62
63 Legal Intervention (E970-E978)	-	-	-	0	0	0	-	-	-	0	0	0	63
64 All other external injuries (E980-E999)	-	-	-	0	0	0	-	-	-	0	0	0	64

TABLE XIII VITAL STATISTICS, BY COUNTY, BY RACE, GEORGIA, 1968

ITEM	ECHOLS						EFFINGHAM					
	Number			Rate or Ratio*			Number			Rate or Ratio*		
	Total	White	Non-White	Total	White	Non-White	Total	White	Non-White	Total	White	Non-White
1 Estimated population as of July 1,	1,800	1,300	500				13,000	9,200	3,800			
LIVE BIRTHS												
2 Total	28	11	17	15.6	8.5	34.0	217	139	78	16.7	15.1	20.5
3 Delivered in hospital	24	11	13	85.7%	100.0%	76.5%	177	138	39	81.6%	99.3%	50.0%
4 Delivered in home by physician	-	-	-	0%	0%	0%	-	-	-	0%	0%	0%
5 Delivered by midwife	4	-	4	14.3%	0%	23.5%	39	-	39	18.0%	0%	50.0%
6 Other deliveries	-	-	-	0%	0%	0%	1	1	-	0.5%	0.7%	0%
7 Immature births	5	1	4	178.6	90.9	235.3	10	5	5	46.1	36.0	64.1
8 Live births to unwed mothers	5	1	4	178.6	90.9	235.3	29	7	22	133.6	50.4	282.1
FETAL DEATHS												
9 Total	-	-	-	0	0	0	15	11	4	69.1	79.1	51.3
10 Under 20 weeks gestation	-	-	-	0	0	0	7	7	-	32.3	50.4	0
11 20-27 weeks gestation	-	-	-	0	0	0	2	1	1	9.2	7.2	12.8
12 28 weeks and more	-	-	-	0	0	0	5	3	2	23.0	21.6	25.6
13 Unknown length of gestation	-	-	-	0	0	0	1	-	1	4.6	0	12.8
DEATHS												
14 Total, all ages	12	6	6	666.7	461.5	1200.0	106	73	33	815.4	793.5	868.4
15 Under 1 year	-	-	-	0	0	0	3	1	2	13.8	7.2	25.6
16 Under 28 days	-	-	-	0	0	0	2	1	1	9.2	7.2	12.8
17 Deaths from immaturity	-	-	-	0	0	0	-	-	-	0	0	0
18 1-4 years **	-	-	-	-	-	-	2	-	2	-	-	-
19 Maternal deaths	-	-	-	0	0	0	-	-	-	0	0	0
CAUSE OF DEATH												
20 Dysentery (004,006,007,009)	-	-	-	0	0	0	-	-	-	0	0	0
21 Tuberculosis, all forms (010-019)	-	-	-	0	0	0	1	-	1	7.7	0	26.3
22 Meningococcal infections (036)	-	-	-	0	0	0	-	-	-	0	0	0
23 Acute infectious encephalitis (062-065)	-	-	-	0	0	0	-	-	-	0	0	0
24 Infectious hepatitis (070)	-	-	-	0	0	0	-	-	-	0	0	0
25 Typhus and other rickettsioses (080-083)	-	-	-	0	0	0	-	-	-	0	0	0
26 Venereal disease (090-099)	-	-	-	0	0	0	-	-	-	0	0	0
27 All other diseases classified as infective and parasitic (000-003, 005, 008, 020-025, 037-061, 066-069, 071-079, 084-089, 100-136)	1	-	1	55.6	0	200.0	-	-	-	0	0	0
28 Malignant neoplasms, including neoplasms of lymphatic and haematopoietic tissues (140-209)	-	-	-	0	0	0	14	10	4	107.7	108.7	105.3
29 Benign neoplasms and neoplasms of unspecified nature (210-239)	-	-	-	0	0	0	-	-	-	0	0	0
30 Diabetes Mellitus (250)	1	1	-	55.6	76.9	0	1	1	-	7.7	10.9	0
31 Avitaminoses & other nutritional deficiency (260-269)	-	-	-	0	0	0	1	-	1	7.7	0	26.3
32 Anemias (280-285)	-	-	-	0	0	0	-	-	-	0	0	0
33 Nonmeningococcal meningitis (320)	-	-	-	0	0	0	-	-	-	0	0	0
34 Active rheumatic fever (390-392)	-	-	-	0	0	0	-	-	-	0	0	0
35 Chronic rheumatic heart disease (393-398)	-	-	-	0	0	0	-	-	-	0	0	0
36 Hypertensive disease (400-404)	-	-	-	0	0	0	2	1	1	15.4	10.9	26.3
37 Ischaemic heart disease (410-414)	5	4	1	277.8	307.7	200.0	37	27	10	284.6	293.5	263.2
38 Other forms of heart disease (420-429)	1	-	1	55.6	0	200.0	3	3	-	23.1	32.6	0
39 Cardiovascular disease (430-438)	1	-	1	55.6	0	200.0	15	8	7	115.4	87.0	184.2
40 General arteriosclerosis (440)	-	-	-	0	0	0	-	-	-	0	0	0
41 Other diseases of arteries, arterioles, & capillaries (441-448)	-	-	-	0	0	0	2	-	2	15.4	0	52.6
42 Influenza (470-474)	-	-	-	0	0	0	1	1	-	7.7	10.9	0
43 Pneumonia (480-486)	-	-	-	0	0	0	5	3	2	38.5	32.6	52.6
44 Bronchitis, emphysema and asthma (466, 490-493)	-	-	-	0	0	0	1	1	-	7.7	10.9	0
45 Other diseases of the respiratory system (460-465, 500-519)	-	-	-	0	0	0	1	1	-	7.7	10.9	0
46 Peptic ulcer (531-533)	-	-	-	0	0	0	-	-	-	0	0	0
47 Appendicitis (540-543)	-	-	-	0	0	0	-	-	-	0	0	0
48 Intestinal obstruction and hernia (550-553, 560)	-	-	-	0	0	0	-	-	-	0	0	0
49 Gastritis, duodenitis, enteritis & colitis (535, 561, 563)	-	-	-	0	0	0	-	-	-	0	0	0
50 Cirrhosis of liver (571)	-	-	-	0	0	0	1	1	-	7.7	10.9	0
51 Nephritis and nephrosis (580-584)	1	-	1	55.6	0	200.0	1	1	-	7.7	10.9	0
52 Hyperplasia of prostate (600)	-	-	-	0	0	0	-	-	-	0	0	0
53 Complications of pregnancy, childbirth and the puerperium (630-678)	-	-	-	0	0	0	-	-	-	0	0	0
54 Congenital anomalies (740-759)	-	-	-	0	0	0	1	-	1	7.7	0	26.3
55 Birth injuries, difficult labor and other anoxic and hypoxic conditions (764-768, 772, 776)	-	-	-	0	0	0	-	-	-	0	0	0
56 Other causes of neonatal mortality (760-763, 769-771, 773-775, 777-779)	-	-	-	0	0	0	1	1	-	7.7	10.9	0
57 Symptoms and ill-defined conditions (780-796)	-	-	-	0	0	0	1	-	1	7.7	0	26.3
58 All other diseases (residual)	-	-	-	0	0	0	6	6	-	46.2	65.2	0
59 Motor vehicle accidents (E810-E823)	2	1	1	111.1	76.9	200.0	4	4	1	30.8	43.5	0
60 All other accidents (E800-E807, E825-E949)	-	-	-	0	0	0	3	1	2	23.1	10.9	52.6
61 Suicides (E950-E959)	-	-	-	0	0	0	2	2	-	15.4	21.7	0
62 Homicides (E960-E-969)	-	-	-	0	0	0	2	1	1	15.4	10.9	26.3
63 Legal intervention (E970-E978)	-	-	-	0	0	0	-	-	-	0	0	0
64 All other external injuries (E980-E999)	-	-	-	0	0	0	-	-	-	0	0	0

TABLE XIII VITAL STATISTICS, BY COUNTY, BY RACE, GEORGIA, 1968

ITEM	ELBERT						EMAUEL					
	Number			Rate or Ratio*			Number			Rate or Ratio*		
	Total	White	Non-White	Total	White	Non-White	Total	White	Non-White	Total	White	Non-White
1 Estimated population as of July 1,	17,900	12,300	5,600				20,400	14,000	6,400			
LIVE BIRTHS												
2 Total	311	167	144	17.4	13.6	25.7	399	224	175	19.6	16.0	27.3
3 Delivered in hospital	292	167	125	93.9%	100.0%	86.8%	352	224	128	88.2%	100.0%	73.1%
4 Delivered in home by physician	3	-	3	1.0%	0%	2.1%	5	-	5	1.3%	0%	2.9%
5 Delivered by midwife	16	-	16	5.1%	0%	11.1%	42	-	42	10.5%	0%	24.0%
6 Other deliveries	-	-	-	0%	0%	0%	-	-	-	0%	0%	0%
7 Immature births	23	9	14	74.0	53.9	97.2	35	16	19	87.7	71.4	108.6
8 Live births to unwed mothers	38	2	36	122.2	12.0	250.0	50	4	46	125.3	17.9	262.9
FETAL DEATHS												
9 Total	8	5	3	25.7	29.9	20.8	20	12	8	50.1	53.6	45.7
10 Under 20 weeks gestation	-	-	-	0	0	0	11	8	3	27.6	35.7	17.1
11 20-27 weeks gestation	1	1	-	3.2	6.0	0	5	3	2	12.5	13.4	11.4
12 28 weeks and more	3	1	2	9.6	6.0	13.9	4	1	3	10.0	4.5	17.1
13 Unknown length of gestation	4	3	1	12.9	18.0	6.9	-	-	-	0	0	0
DEATHS												
14 Total, all ages	184	137	47	1027.9	1113.8	839.3	225	154	71	1102.9	1100.0	1109.4
15 Under 1 year	6	2	4	19.3	12.0	27.8	8	3	5	20.1	13.4	28.6
16 Under 28 days	5	2	3	16.1	12.0	20.8	6	3	3	15.0	13.4	17.1
17 Deaths from immaturity	1	-	1	3.2	0	6.9	-	-	-	0	0	0
18 1-4 years **	1	-	1	-	-	-	3	2	1	25.1	0	57.1
19 Maternal deaths	-	-	-	0	0	0	1	-	1	25.1	0	57.1
CAUSE OF DEATH												
20 Dysentery (004,006,007,009)	-	-	-	0	0	0	-	-	-	0	0	0
21 Tuberculosis, all forms (010-019)	1	1	-	5.6	8.1	0	1	1	-	4.9	7.1	0
22 Meningococcal infections (036)	-	-	-	0	0	0	-	-	-	0	0	0
23 Acute infectious encephalitis (062-065)	-	-	-	0	0	0	-	-	-	0	0	0
24 Infectious Hepatitis (070)	-	-	-	0	0	0	-	-	-	0	0	0
25 Typhus and other rickettsioses (080-083)	-	-	-	0	0	0	-	-	-	0	0	0
26 Venereal disease (090-099)	1	1	-	5.6	8.1	0	-	-	-	0	0	0
27 All other diseases classified as Infective and parasitic (000-003, 005, 008, 020-035, 037-061, 066-069, 071-079, 084-089, 100-136)	2	-	2	11.2	0	35.7	1	1	-	4.9	7.1	0
28 Malignant neoplasms, including neoplasms of lymphatic and haematopoietic tissues (140-209)	29	23	6	162.0	187.0	107.1	20	15	5	98.0	107.1	78.1
29 Benign neoplasms and neoplasms of unspecified nature (210-239)	-	-	-	0	0	0	-	-	-	0	0	0
30 Diabetes Mellitus (250)	4	3	1	22.3	24.4	17.9	-	-	-	0	0	0
31 Avitaminoses & other nutritional deficiency (260-269)	-	-	-	0	0	0	-	-	-	0	0	0
32 Anemias (280-285)	-	-	-	0	0	0	1	1	-	4.9	7.1	0
33 Nonmeningococcal meningitis (320)	-	-	-	0	0	0	-	-	-	0	0	0
34 Active rheumatic fever (390-392)	-	-	-	0	0	0	-	-	-	0	0	0
35 Chronic rheumatic heart disease (393-398)	2	2	-	11.2	16.3	0	-	-	-	0	0	0
36 Hypertensive disease (400-404)	-	-	-	0	0	0	2	1	1	9.8	7.1	15.6
37 Ischaemic heart disease (410-414)	50	38	12	279.3	308.9	214.3	71	49	22	348.0	350.0	343.8
38 Other forms of heart disease (420-429)	3	3	-	16.8	24.4	0	16	9	7	78.4	64.3	109.4
39 Cerebrovascular disease (430-438)	27	20	7	150.8	162.6	125.0	35	26	9	171.6	185.7	140.6
40 General arteriosclerosis (440)	6	5	1	33.5	40.7	17.9	1	1	-	4.9	7.1	0
41 Other diseases of arteries, arterioles, & capillaries (441-448)	1	-	1	5.6	0	17.9	4	4	-	19.6	28.6	0
42 Influenza (470-474)	2	2	-	11.2	16.3	0	2	1	1	9.8	7.1	15.6
43 Pneumonia (480-486)	5	4	1	27.9	32.5	17.9	6	4	2	29.4	28.6	31.3
44 Bronchitis, emphysema and asthma (466, 490-493)	2	2	-	11.2	16.3	0	8	7	1	39.2	50.0	15.6
45 Other diseases of the respiratory system (460-465, 500-519)	2	2	-	11.2	16.3	0	2	2	-	9.8	14.3	0
46 Peptic ulcer (531-533)	-	-	-	0	0	0	5	3	2	24.5	21.4	31.3
47 Appendicitis (540-543)	-	-	-	0	0	0	-	-	-	0	0	0
48 Intestinal obstruction and hernia (550-553, 560)	-	-	-	0	0	0	1	1	-	4.9	7.1	0
49 Gastritis, duodenitis, enteritis & colitis (535, 561, 563)	1	1	-	5.6	8.1	0	-	-	-	0	0	0
50 Cirrhosis of liver (571)	2	1	1	11.2	8.1	17.9	1	-	1	4.9	0	15.6
51 Nephritis and nephrosis (580-584)	6	4	2	33.5	32.5	35.7	1	1	-	4.9	7.1	0
52 Hyperplasia of prostate (600)	2	1	1	11.2	8.1	17.9	-	-	-	0	0	0
53 Complications of pregnancy, childbirth and the puerperium (630-678)	-	-	-	0	0	0	1	-	1	4.9	0	15.6
54 Congenital anomalies (740-759)	2	2	-	11.2	16.3	0	2	1	1	9.8	7.1	15.6
55 Birth injuries, difficult labor and other anoxic and hypoxic conditions (764-768, 772, 776)	-	-	-	0	0	0	1	1	-	4.9	7.1	0
56 Other causes of neonatal mortality (760-763, 769-771, 773-775, 777-779)	1	-	1	5.6	0	17.9	-	-	-	0	0	0
57 Symptoms and ill-defined conditions (780-796)	1	1	-	5.6	8.1	0	2	1	1	9.8	7.1	15.6
58 All other diseases (residual)	12	9	3	67.0	73.2	53.6	9	5	4	44.1	35.7	62.5
59 Motor vehicle accidents (E810-E823)	8	6	2	44.7	48.8	35.7	8	8	-	39.2	57.1	0
60 All other accidents (E800-E807, E825-E949)	7	5	2	39.1	40.7	35.7	14	7	7	68.6	50.0	109.4
61 Suicides (E950-E959)	-	-	-	0	0	0	3	3	-	14.7	21.4	0
62 Homicides (E960-E969)	4	1	3	22.3	8.1	53.6	6	1	5	29.4	7.1	78.1
63 Legal intervention (E970-E978)	-	-	-	0	0	0	1	-	1	4.9	0	15.6
64 All other external injuries (E980-E999)	1	-	1	5.6	0	17.9	-	-	-	0	0	0

TABLE XIII VITAL STATISTICS, BY COUNTY, BY RACE, GEORGIA, 1968

ITEM	EVANS						FANNIN						
	Number			Rate or Ratio*			Number			Rate or Ratio*			
	Total	White	Non-White	Total	White	Non-White	Total	White	Non-White	Total	White	Non-White	
1 Estimated population as of July 1,	7,100	4,600	2,500				13,800	13,800	0				1
LIVE BIRTHS													
2 Total	145	82	63	20.4	17.8	25.2	168	168	-	12.2	12.2	...	2
3 Delivered in hospital	118	82	36	81.4%	100.0%	57.1%	167	167	-	99.4%	99.4%	...	3
4 Delivered in home by physician	27	-	27	18.6%	0%	42.9%	1	1	-	0.6%	0.6%	...	4
5 Delivered by midwife	-	-	-	0%	0%	0%	-	-	-	0%	0%	...	5
6 Other deliveries	-	-	-	0%	0%	0%	-	-	-	0%	0%	...	6
7 Immature births	14	8	6	95.6	97.6	95.2	17	17	-	101.2	101.2	...	7
8 Live births to unwed mothers	20	4	16	137.9	48.8	254.0	7	7	-	41.7	41.7	...	8
FETAL DEATHS													
9 Total	6	6	-	41.4	73.2	0	1	1	-	6.0	6.0	...	9
10 Under 20 weeks gestation	5	5	-	34.5	61.0	0	-	-	-	0	0	...	10
11 20-27 weeks gestation	-	-	-	0	0	0	-	-	-	0	0	...	11
12 28 weeks and more	1	1	-	6.9	12.2	0	1	1	-	6.0	6.0	...	12
13 Unknown length of gestation	-	-	-	0	0	0	-	-	-	0	0	...	13
DEATHS													
14 Total, all ages	98	58	40	1380.3	1260.9	1600.0	123	123	-	891.3	891.3	...	14
15 Under 1 year	6	4	2	41.4	48.8	31.7	2	2	-	11.9	11.9	...	15
16 Under 28 days	4	4	-	27.6	48.8	0	1	1	-	6.0	6.0	...	16
17 Deaths from immaturity	-	-	-	0	0	0	-	-	-	0	0	...	17
18 1-4 years **	-	-	-	-	-	-	-	-	-	-	-	...	18
19 Maternal deaths	-	-	-	0	0	0	1	1	-	59.5	59.5	...	19
CAUSE OF DEATH													
20 Dysentery (004,006,007,009)	1	1	-	14.1	21.7	0	-	-	-	0	0	...	20
21 Tuberculosis, all forms (010-019)	1	1	-	14.1	21.7	0	-	-	-	0	0	...	21
22 Meningococcal Infections (036)	-	-	-	0	0	0	-	-	-	0	0	...	22
23 Acute Infectious encephalitis (062-065)	-	-	-	0	0	0	-	-	-	0	0	...	23
24 Infectious Hepatitis (070)	-	-	-	0	0	0	-	-	-	0	0	...	24
25 Typhus and other rickettsioses (080-083)	-	-	-	0	0	0	-	-	-	0	0	...	25
26 Venereal disease (090-099)	-	-	-	0	0	0	-	-	-	0	0	...	26
27 All other diseases classified as infective and parasitic (000-003, 005, 008, 020-035, 037-061, 066-069, 071-079, 084-089, 100-136)	-	-	-	0	0	0	-	-	-	0	0	...	27
28 Malignant neoplasms, including neoplasms of lymphatic and haematopoietic tissues (140-209)	14	9	5	197.2	195.7	200.0	24	24	-	173.9	173.9	...	28
29 Benign neoplasms and neoplasms of unspecified nature (210-239)	-	-	-	0	0	0	1	1	-	7.2	7.2	...	29
30 Diabetes Mellitus (250)	2	-	2	28.2	0	80.0	1	1	-	7.2	7.2	...	30
31 Avitaminoses & other nutritional deficiency (260-269)	-	-	-	0	0	0	-	-	-	0	0	...	31
32 Anemias (280-285)	-	-	-	0	0	0	-	-	-	0	0	...	32
33 Nonmeningococcal meningitis (320)	-	-	-	0	0	0	-	-	-	0	0	...	33
34 Active rheumatic fever (390-392)	-	-	-	0	0	0	-	-	-	0	0	...	34
35 Chronic rheumatic heart disease (393-396)	-	-	-	0	0	0	2	2	-	14.5	14.5	...	35
36 Hypertensive disease (400-404)	2	-	2	28.2	0	80.0	-	-	-	0	0	...	36
37 Ischaemic heart disease (410-414)	25	16	9	352.1	47.8	360.0	47	47	-	340.6	340.6	...	37
38 Other forms of heart disease (420-429)	2	2	-	28.2	43.5	0	4	4	-	29.0	29.0	...	38
39 Cerebrovascular disease (430-438)	11	6	5	154.9	130.4	200.0	14	14	-	101.4	101.4	...	39
40 General arteriosclerosis (440)	4	3	1	56.3	65.2	40.0	-	-	-	0	0	...	40
41 Other diseases of arteries, arterioles, & capillaries (441-448)	1	1	-	14.1	21.7	0	1	1	-	7.2	7.2	...	41
42 Influenza (470-474)	1	1	-	14.1	21.7	0	-	-	-	0	0	...	42
43 Pneumonia (480-486)	6	3	3	84.5	65.2	120.0	9	9	-	65.2	65.2	...	43
44 Bronchitis, emphysema and asthma (466, 490-493)	1	1	-	14.1	21.7	0	-	-	-	0	0	...	44
45 Other diseases of the respiratory system (460-465, 500-519)	-	-	-	0	0	0	1	1	-	7.2	7.2	...	45
46 Peptic ulcer (531-533)	1	-	1	14.1	0	40.0	-	-	-	0	0	...	46
47 Appendicitis (540-543)	-	-	-	0	0	0	-	-	-	0	0	...	47
48 Intestinal obstruction and hernia (550-553, 560)	-	-	-	0	0	0	-	-	-	0	0	...	48
49 Gastritis, duodenitis, enteritis & colitis (535, 561, 563)	-	-	-	0	0	0	-	-	-	0	0	...	49
50 Cirrhosis of liver (571)	-	-	-	0	0	0	-	-	-	0	0	...	50
51 Nephritis and nephrosis (580-584)	1	1	-	14.1	21.7	0	-	-	-	0	0	...	51
52 Hyperplasia of prostate (600)	1	-	1	14.1	0	40.0	-	-	-	0	0	...	52
53 Complications of pregnancy, childbirth and the puerperium (630-678)	-	-	-	0	0	0	1	1	-	7.2	7.2	...	53
54 Congenital anomalies (740-759)	1	1	-	14.1	21.7	0	-	-	-	0	0	...	54
55 Birth injuries, difficult labor and other anoxic and hypoxic conditions (764-768, 772, 776)	2	2	-	28.2	43.5	0	1	1	-	7.2	7.2	...	55
56 Other causes of neonatal mortality (760-763, 769-771, 773-775, 777-779)	-	-	-	0	0	0	-	-	-	0	0	...	56
57 Symptoms and ill-defined conditions (780-796)	-	-	-	0	0	0	3	3	-	21.7	21.7	...	57
58 All other diseases (residual)	7	5	2	98.6	108.7	80.0	5	5	-	36.2	36.2	...	58
59 Motor vehicle accidents (E810-E823)	8	3	5	112.7	65.2	200.0	4	4	-	29.0	29.0	...	59
60 All other accidents (E800-E807, E825-E949)	4	1	3	56.3	21.7	120.0	4	4	-	29.0	29.0	...	60
61 Suicides (E950-E959)	-	-	-	0	0	0	1	1	-	7.2	7.2	...	61
62 Homicides (E960-E969)	2	1	1	28.2	21.7	40.0	-	-	-	0	0	...	62
63 Legal Intervention (E970-E978)	-	-	-	0	0	0	-	-	-	0	0	...	63
64 All other external injuries (E980-E999)	-	-	-	0	0	0	-	-	-	0	0	...	64

TABLE XIII VITAL STATISTICS, BY COUNTY, BY RACE, GEORGIA, 1968

ITEM	FAYETTE						FLYD					
	Number			Rate or Ratio*			Number			Rate or Ratio*		
	Total	White	Non-White	Total	White	Non-White	Total	White	Non-White	Total	White	Non-White
1 Estimated population as of July 1,	9,800	7,100	2,700				72,200	62,700	9,500			
LIVE BIRTHS												
2 Total	180	123	57	18.4	17.3	21.1	1,275	1,058	217	17.7	16.9	22.8
3 Delivered in hospital	168	123	45	93.3%	100.0%	78.9%	1,273	1,058	215	99.8%	100.0%	99.1%
4 Delivered in home by physician	1	-	1	0.6%	0%	1.8%	2	-	2	0.2%	0%	0.9%
5 Delivered by midwife	11	-	11	6.1%	0%	19.3%	-	-	-	0%	0%	0%
6 Other deliveries	-	-	-	0%	0%	0%	-	-	-	0%	0%	0%
7 Immature births	19	10	9	105.6	81.3	157.9	126	93	33	98.8	87.9	152.1
8 Live births to unwed mothers	11	-	11	61.1	0	193.0	101	30	71	79.2	28.4	327.2
FETAL DEATHS												
9 Total	7	7	-	38.9	56.9	0	39	30	9	30.6	28.4	41.5
10 Under 20 weeks gestation	7	7	-	38.9	56.9	0	10	7	3	7.8	6.6	13.8
11 20-27 weeks gestation	-	-	-	0	0	0	8	6	2	6.3	5.7	9.2
12 28 weeks and more	-	-	-	0	0	0	20	17	3	15.7	16.1	13.8
13 Unknown length of gestation	-	-	-	0	0	0	1	-	1	0.8	0	4.6
DEATHS												
14 Total, all ages	86	72	14	877.6	1014.1	518.5	647	537	110	896.1	856.5	1157.9
15 Under 1 year	3	2	1	15.7	16.3	17.5	39	31	8	30.6	29.3	36.9
16 Under 28 days	2	1	1	11.1	8.1	17.5	28	25	3	22.0	23.6	13.8
17 Deaths from immaturity	-	-	-	0	0	0	3	2	1	2.4	1.9	4.6
18 1-4 years **	-	-	-	-	-	-	3	2	1	-	-	-
19 Maternal deaths	-	-	-	0	0	0	-	-	-	0	0	0
CAUSE OF DEATH												
20 Dysentery (004,006,007,009)	-	-	-	0	0	0	-	-	-	0	0	0
21 Tuberculosis, all forms (010-019)	1	1	-	10.2	14.1	0	2	2	-	2.8	3.2	0
22 Meningococcal Infections (036)	-	-	-	0	0	0	-	-	-	0	0	0
23 Acute Infectious encephalitis (062-065)	-	-	-	0	0	0	-	-	-	0	0	0
24 Infectious Hepatitis (070)	-	-	-	0	0	0	-	-	-	0	0	0
25 Typhus and other rickettsioses (080-083)	-	-	-	0	0	0	-	-	-	0	0	0
26 Venereal disease (090-099)	-	-	-	0	0	0	1	-	1	1.4	0	10.5
27 All other diseases classified as Infective and parasitic (000-003, 005, 008, 020-035, 037-061, 066-069, 071-079, 084-089, 100-136)	1	1	-	10.2	14.1	0	1	1	-	1.4	1.6	0
28 Malignant neoplasms, including neoplasms of lymphatic and haematopoietic tissues (140-209)	12	10	2	122.4	140.8	74.1	99	82	17	137.1	130.8	178.9
29 Benign neoplasms and neoplasms of unspecified nature (210-239)	-	-	-	0	0	0	1	1	-	1.4	1.6	0
30 Diabetes Mellitus (250)	-	-	-	0	0	0	10	4	6	13.9	6.4	63.2
31 Avitaminoses & other nutritional deficiency (260-269)	-	-	-	0	0	0	2	1	1	2.8	1.6	10.5
32 Anemias (280-285)	1	1	-	10.2	14.1	0	1	-	1	1.4	0	10.5
33 Nonmeningococcal meningitis (320)	-	-	-	0	0	0	1	-	1	1.4	0	10.5
34 Active rheumatic fever (390-392)	-	-	-	0	0	0	-	-	-	0	0	0
35 Chronic rheumatic heart disease (393-398)	1	1	-	10.2	14.1	0	2	2	-	2.8	3.2	0
36 Hypertensive disease (400-404)	2	1	1	20.4	14.1	37.0	11	10	1	15.2	15.9	10.5
37 Ischaemic heart disease (410-414)	27	25	2	275.5	352.1	74.1	194	175	19	268.7	279.1	200.0
38 Other forms of heart disease (420-429)	1	1	-	10.2	14.1	0	25	17	8	34.6	27.1	84.2
39 Cerebrovascular disease (430-438)	11	8	3	112.2	112.7	111.1	80	74	6	110.8	118.0	63.2
40 General arteriosclerosis (440)	2	1	1	20.4	14.1	37.0	13	11	2	18.0	17.5	21.1
41 Other diseases of arteries, arterioles, & capillaries (441-448)	3	3	-	30.6	42.3	0	6	5	1	8.3	8.0	10.5
42 Influenza (470-474)	-	-	-	0	0	0	1	1	-	1.4	1.6	0
43 Pneumonia (480-486)	5	4	1	51.0	56.3	37.0	23	15	8	31.9	23.9	84.2
44 Bronchitis, emphysema and asthma (466, 490-493)	1	1	-	10.2	14.1	0	14	13	1	19.4	20.7	10.5
45 Other diseases of the respiratory system (460-465, 500-519)	-	-	-	0	0	0	7	5	2	9.7	8.0	21.1
46 Peptic ulcer (531-533)	2	2	-	20.4	28.2	0	2	2	-	2.8	3.2	0
47 Appendicitis (540-543)	-	-	-	0	0	0	1	1	-	1.4	1.6	0
48 Intestinal obstruction and hernia (550-553, 560)	-	-	-	0	0	0	3	3	-	4.2	4.8	0
49 Gastritis, duodenitis, enteritis & colitis (535, 561, 563)	-	-	-	0	0	0	1	-	1	1.4	0	10.5
50 Cirrhosis of liver (571)	1	1	-	10.2	14.1	0	5	5	-	6.9	8.0	0
51 Nephritis and nephrosis (580-584)	1	1	-	10.2	14.1	0	4	2	2	5.5	3.2	21.1
52 Hyperplasia of prostate (600)	-	-	-	0	0	0	3	1	2	4.2	1.6	21.1
53 Complications of pregnancy, childbirth and the puerperium (630-678)	-	-	-	0	0	0	-	-	-	0	0	0
54 Congenital anomalies (740-759)	1	1	-	10.2	14.1	0	12	10	2	16.6	15.9	21.1
55 Birth injuries, difficult labor and other anoxic and hypoxic conditions (764-768, 772, 776)	1	-	1	10.2	0	37.0	18	16	2	24.9	25.5	21.1
56 Other causes of neonatal mortality (760-763, 769-771, 773-775, 777-779)	-	-	-	0	0	0	5	4	1	6.9	5.4	10.5
57 Symptoms and ill-defined conditions (780-796)	-	-	-	0	0	0	2	2	-	2.8	3.2	0
58 All other diseases (residual)	4	2	2	40.8	28.2	74.1	39	29	10	54.0	46.3	105.3
59 Motor vehicle accidents (E810-E823)	5	5	-	51.0	70.4	0	22	14	8	30.5	22.3	84.2
60 All other accidents (E800-E807, E825-E949)	3	2	1	30.6	28.2	37.0	16	15	1	22.2	23.0	10.5
61 Suicides (E950-E959)	-	-	-	0	0	0	7	6	1	9.7	9.6	10.5
62 Homicides (E960-E-969)	-	-	-	0	0	0	12	7	5	16.5	11.2	52.6
63 Legal intervention (E970-E978)	-	-	-	0	0	0	-	-	-	0	0	0
64 All other external injuries (E980-E999)	-	-	-	0	0	0	1	1	-	1.4	1.6	0

TABLE XIII VITAL STATISTICS, BY COUNTY, BY RACE, GEORGIA, 1968

ITEM	FORSYTH						FRANKLIN ⁵⁹						
	Number			Rate or Ratio*			Number			Rate or Ratio*			
	Total	White	Non-White	Total	White	Non-White	Total	White	Non-White	Total	White	Non-White	
1 Estimated population as of July 1,	15,700	15,700	0				12,900	10,800	2,100				1
LIVE BIRTHS													
2 Total	336	336	-	21.4	21.4	...	224	174	50	17.4	16.1	23.8	2
3 Delivered in hospital	336	336	-	100.0%	100.0%	...	223	174	49	99.6%	100.0%	98.0%	3
4 Delivered in home by physician	-	-	-	0%	0%	...	-	-	-	0%	0%	0%	4
5 Delivered by midwife	-	-	-	0%	0%	...	1	-	1	0.4%	0%	2.0%	5
6 Other deliveries	-	-	-	0%	0%	...	-	-	-	0%	0%	0%	6
7 Immature births	28	28	-	83.3	83.3	...	21	10	11	93.8	57.5	220.0	7
8 Live births to unwed mothers	3	3	-	8.9	8.9	...	16	5	11	71.4	28.7	220.0	8
FETAL DEATHS													
9 Total	5	5	-	14.9	14.9	...	5	4	1	22.3	23.0	20.0	9
10 Under 20 weeks gestation	1	1	-	3.0	3.0	...	-	-	-	0	0	0	10
11 20-27 weeks gestation	-	-	-	0	0	...	-	-	-	0	0	0	11
12 28 weeks and more	4	4	-	11.9	11.9	...	4	3	1	17.9	17.2	20.0	12
13 Unknown length of gestation	1	-	-	0	0	...	1	1	-	4.5	5.7	0	13
DEATHS													
14 Total, all ages	145	145	-	923.6	923.6	...	181	157	24	1403.1	1453.7	1142.9	14
15 Under 1 year	7	7	-	20.8	20.8	...	10	4	6	44.6	23.0	120.0	15
16 Under 28 days	4	4	-	11.9	11.9	...	7	3	4	31.3	17.2	80.0	16
17 Deaths from immaturity	1	1	-	3.0	3.0	...	2	1	1	8.9	5.7	20.0	17
18 1-4 years **	-	-	-	-	-	...	2	1	1	-	-	-	18
19 Maternal deaths	-	-	-	0	0	...	-	-	-	0	0	0	19
CAUSE OF DEATH													
20 Dysentery (004,006,007,009)	-	-	-	0	0	...	-	-	-	0	0	0	20
21 Tuberculosis, all forms (010-019)	-	-	-	0	0	...	-	-	-	0	0	0	21
22 Meningococcal Infections (036)	-	-	-	0	0	...	-	-	-	0	0	0	22
23 Acute Infectious encephalitis (062-065)	-	-	-	0	0	...	-	-	-	0	0	0	23
24 Infectious Hepatitis (070)	-	-	-	0	0	...	-	-	-	0	0	0	24
25 Typhus and other rickettsias (080-083)	-	-	-	0	0	...	-	-	-	0	0	0	25
26 Venereal disease (090-099)	-	-	-	0	0	...	-	-	-	0	0	0	26
27 All other diseases classified as Infective and parasitic (000-003, 005, 008, 020-035, 037-061, 066-069, 071-079, 084-089, 100-136)	-	-	-	0	0	...	1	1	-	7.8	9.3	0	27
28 Malignant neoplasms, including neoplasms of lymphatic and haematopoietic tissues (140-209)	14	14	-	89.2	89.2	...	24	22	2	185.0	203.7	95.2	28
29 Benign neoplasms and neoplasms of unspecified nature (210-239)	-	-	-	0	0	...	1	1	-	7.8	9.3	0	29
30 Diabetes Mellitus (250)	5	5	-	31.8	31.8	...	1	1	-	7.8	9.3	0	30
31 Avitaminoses & other nutritional deficiency (260-269)	-	-	-	0	0	...	-	-	-	0	0	0	31
32 Anemias (280-285)	-	-	-	0	0	...	-	-	-	0	0	0	32
33 Nonmeningococcal meningitis (320)	-	-	-	0	0	...	-	-	-	0	0	0	33
34 Active rheumatic fever (390-392)	-	-	-	0	0	...	-	-	-	0	0	0	34
35 Chronic rheumatic heart disease (393-398)	3	3	-	19.1	19.1	...	1	1	-	7.8	9.3	0	35
36 Hypertensive disease (400-404)	-	-	-	0	0	...	1	1	-	7.8	9.3	0	36
37 Ischaemic heart disease (410-414)	55	55	-	350.3	350.3	...	65	62	3	503.9	574.1	142.9	37
38 Other forms of heart disease (420-429)	1	1	-	6.4	6.4	...	4	3	1	31.0	27.8	47.6	38
39 Cardiovascular disease (430-438)	19	19	-	121.0	121.0	...	28	22	6	217.1	203.7	285.7	39
40 General arteriosclerosis (440)	-	-	-	0	0	...	2	2	-	15.5	18.5	0	40
41 Other diseases of arteries, arterioles, & capillaries (441-448)	-	-	-	0	0	...	5	5	-	38.8	46.3	0	41
42 Influenza (470-474)	-	-	-	0	0	...	2	1	1	15.5	9.3	47.6	42
43 Pneumonia (480-486)	6	6	-	38.2	38.2	...	5	5	-	38.8	46.3	0	43
44 Bronchitis, emphysema and asthma (466, 490-493)	1	1	-	6.4	6.4	...	4	4	-	31.0	37.0	0	44
45 Other diseases of the respiratory system (460-465, 500-519)	2	2	-	12.7	12.7	...	3	3	-	23.3	27.8	0	45
46 Peptic ulcer (531-533)	1	1	-	6.4	6.4	...	2	1	1	15.5	9.3	47.6	46
47 Appendicitis (540-543)	-	-	-	0	0	...	1	1	-	7.8	9.3	0	47
48 Intestinal obstruction and hernia (550-553, 560)	-	-	-	0	0	...	1	1	-	7.8	9.3	0	48
49 Gastritis, duodenitis, enteritis & colitis (535, 561, 563)	-	-	-	0	0	...	-	-	-	0	0	0	49
50 Cirrhosis of liver (571)	-	-	-	0	0	...	2	2	-	15.5	18.5	0	50
51 Nephritis and nephrosis (580-584)	-	-	-	0	0	...	-	-	-	0	0	0	51
52 Hyperplasia of prostate (600)	-	-	-	0	0	...	1	1	-	7.8	9.3	0	52
53 Complications of pregnancy, childbirth and the puerperium (630-678)	-	-	-	0	0	...	-	-	-	0	0	0	53
54 Congenital anomalies (740-759)	3	3	-	19.1	19.1	...	3	2	1	23.3	18.5	47.6	54
55 Birth injuries, difficult labor and other anoxic and hypoxic conditions (764-768, 772, 776)	1	1	-	6.4	6.4	...	2	-	2	15.5	0	95.2	55
56 Other causes of neonatal mortality (760-763, 769-771, 773-775, 777-779)	1	1	-	6.4	6.4	...	4	3	1	31.0	27.8	47.6	56
57 Symptoms and ill-defined conditions (780-796)	2	2	-	12.7	12.7	...	-	-	-	0	0	0	57
58 All other diseases (residual)	9	9	-	57.3	57.3	...	3	3	-	23.3	27.8	0	58
59 Motor vehicle accidents (E810-E823)	17	17	-	108.3	108.3	...	5	5	-	38.8	46.3	0	59
60 All other accidents (E800-E807, E825-E849)	3	3	-	19.1	19.1	...	9	4	5	69.8	37.0	238.1	60
61 Suicides (E950-E959)	2	2	-	12.7	12.7	...	-	-	-	0	0	0	61
62 Homicides (E960-E969)	-	-	-	0	0	...	1	-	1	7.8	0	47.6	62
63 Legal Intervention (E970-E978)	-	-	-	0	0	...	-	-	-	0	0	0	63
64 All other external injuries (E980-E999)	-	-	-	0	0	...	-	-	-	0	0	0	64

TABLE XIII VITAL STATISTICS, BY COUNTY, BY RACE, GEORGIA, 1968

ITEM	FULTON						GILMER						
	Number			Rate or Ratio*			Number			Rate or Ratio*			
	Total	White	Non-White	Total	White	Non-White	Total	White	Non-White	Total	White	Non-White	
1 Estimated population as of July 1,	608,600	402,400	206,200				9,100	9,100	0				1
LIVE BIRTHS													
2 Total	11,731	6,380	5,351	19.3	15.9	26.0	150	150	-	16.5	16.5	...	2
3 Delivered in hospital	11,663	6,372	5,291	99.4%	99.9%	98.9%	149	149	-	99.3%	99.3%	...	3
4 Delivered in home by physician	61	5	56	0.5%	0.1%	1.0%	1	1	-	0.7%	0.7%	...	4
5 Delivered by midwife	6	2	4	0.1%	0.0%	0.1%	-	-	-	0%	0%	...	5
6 Other deliveries	1	1	-	0.0%	0.0%	0%	-	-	-	0%	0%	...	6
7 Immature births	1,361	547	814	115.0	85.7	152.1	12	12	-	80.0	80.0	...	7
8 Live births to unwed mothers	1,869	311	1,558	159.3	48.7	291.2	2	2	-	13.3	13.3	...	8
FETAL DEATHS													
9 Total	360	212	148	30.7	33.2	27.7	3	3	-	20.0	20.0	...	9
10 Under 20 weeks gestation	153	139	14	13.0	21.8	2.6	-	-	-	0	0	...	10
11 20-27 weeks gestation	69	18	51	5.9	2.8	9.5	-	-	-	0	0	...	11
12 28 weeks and more	122	50	72	10.4	7.8	13.5	3	3	-	20.0	20.0	...	12
13 Unknown length of gestation	16	5	11	1.4	0.8	2.1	-	-	-	0	0	...	13
DEATHS													
14 Total, all ages	6,308	3,661	2,647	1036.5	909.8	1283.7	110	110	-	1208.8	1208.8	...	14
15 Under 1 year	302	127	175	25.7	19.9	32.7	2	2	-	13.3	13.3	...	15
16 Under 28 days	213	88	125	18.2	13.8	23.4	1	1	-	6.7	6.7	...	16
17 Deaths from immaturity	24	15	8	2.0	2.5	1.5	-	-	-	0	0	...	17
18 1-4 years **	62	29	33	-	-	-	-	-	-	0	0	...	18
19 Maternal deaths	6	2	4	5.1	3.1	7.5	-	-	-	0	0	...	19
CAUSE OF DEATH													
20 Dysentery (004,006,007,009)	6	3	3	1.0	0.7	1.5	1	1	-	11.0	11.0	...	20
21 Tuberculosis, all forms (010-019)	20	9	11	3.3	2.2	5.3	-	-	-	0	0	...	21
22 Meningococcal infections (036)	4	-	4	0.7	0	1.9	-	-	-	0	0	...	22
23 Acute infectious encephalitis (062-065)	-	-	-	0	0	0	-	-	-	0	0	...	23
24 Infectious hepatitis (070)	2	1	1	0.3	0.2	0.5	-	-	-	0	0	...	24
25 Typhus and other rickettsioses (080-083)	-	-	-	0	0	0	-	-	-	0	0	...	25
26 Venereal disease (090-099)	4	-	4	0.7	0	1.9	-	-	-	0	0	...	26
27 All other diseases classified as infective and parasitic (000-003, 005, 008, 020-035, 037-061, 066-069, 071-079, 084-089, 100-136)	52	20	32	8.5	5.0	15.5	-	-	-	0	0	...	27
28 Malignant neoplasms, including neoplasms of lymphatic and haematopoietic tissues (140-209)	915	602	313	150.3	149.6	151.8	15	15	-	164.8	164.8	...	28
29 Benign neoplasms and neoplasms of unspecified nature (210-239)	27	15	12	4.4	3.7	5.8	-	-	-	0	0	...	29
30 Diabetes Mellitus (250)	102	44	58	16.8	10.9	28.1	2	2	-	22.0	22.0	...	30
31 Avitaminoses & other nutritional deficiency (260-269)	9	4	5	1.5	1.0	2.4	-	-	-	0	0	...	31
32 Anemias (280-285)	11	3	8	1.8	0.7	3.9	-	-	-	0	0	...	32
33 Nonmeningococcal meningitis (320)	15	5	10	2.5	1.2	4.8	-	-	-	0	0	...	33
34 Active rheumatic fever (390-392)	-	-	-	0	0	0	-	-	-	0	0	...	34
35 Chronic rheumatic heart disease (393-398)	35	24	11	5.8	6.0	5.3	1	1	-	11.0	11.0	...	35
36 Hypertensive disease (400-404)	106	31	75	17.4	7.7	36.4	1	1	-	11.0	11.0	...	36
37 Ischaemic heart disease (410-414)	1,694	1,165	529	278.3	289.5	256.5	30	30	-	329.7	329.7	...	37
38 Other forms of heart disease (420-429)	200	85	115	32.9	21.1	55.8	8	8	-	87.9	87.9	...	38
39 Cerebrovascular disease (430-438)	808	416	392	132.8	103.4	190.1	15	15	-	164.8	164.8	...	39
40 General arteriosclerosis (440)	52	44	8	8.5	10.9	3.9	2	2	-	22.0	22.0	...	40
41 Other diseases of arteries, arterioles, & capillaries (441-448)	59	50	9	9.7	12.4	4.4	1	1	-	11.0	11.0	...	41
42 Influenza (470-474)	33	16	17	5.4	4.0	8.2	-	-	-	0	0	...	42
43 Pneumonia (480-486)	282	149	133	46.3	37.0	64.5	3	3	-	33.0	33.0	...	43
44 Bronchitis, emphysema and asthma (486, 490-493)	92	73	19	15.1	18.1	9.2	1	1	-	11.0	11.0	...	44
45 Other diseases of the respiratory system (460-465, 500-519)	82	49	33	13.5	12.2	16.0	-	-	-	0	0	...	45
46 Peptic ulcer (531-533)	30	20	10	4.9	5.0	4.8	1	1	-	11.0	11.0	...	46
47 Appendicitis (540-543)	5	4	1	0.8	1.0	0.5	-	-	-	0	0	...	47
48 Intestinal obstruction and hernia (550-553, 560)	18	8	10	3.0	2.0	4.8	-	-	-	0	0	...	48
49 Gastritis, duodenitis, enteritis & colitis (535, 561, 563)	5	4	1	0.8	1.0	0.5	-	-	-	0	0	...	49
50 Cirrhosis of liver (571)	106	75	31	17.4	18.6	15.0	1	1	-	11.0	11.0	...	50
51 Nephritis and nephrosis (580-584)	42	12	30	6.9	3.0	14.5	1	1	-	11.0	11.0	...	51
52 Hyperplasia of prostate (600)	6	5	1	1.0	1.2	0.5	-	-	-	0	0	...	52
53 Complications of pregnancy, childbirth and the puerperium (630-678)	6	2	4	1.0	0.5	1.9	-	-	-	0	0	...	53
54 Congenital anomalies (740-759)	66	38	28	10.8	9.4	13.6	1	1	-	11.0	11.0	...	54
55 Birth injuries, difficult labor and other anoxic and hypoxic conditions (764-768, 772, 776)	97	33	64	15.9	8.2	31.0	1	1	-	11.0	11.0	...	55
56 Other causes of neonatal mortality (760-763, 769-771, 773-775, 777-779)	60	30	30	9.9	7.5	14.5	-	-	-	0	0	...	56
57 Symptoms and ill-defined conditions (780-796)	160	43	117	26.3	10.7	56.7	1	1	-	11.0	11.0	...	57
58 All other diseases (residual)	463	254	209	76.1	63.1	101.4	4	4	-	44.0	44.0	...	58
59 Motor vehicle accidents (E810-E823)	150	95	55	24.6	23.6	26.7	3	3	-	33.0	33.0	...	59
60 All other accidents (E800-E807, E825-E949)	202	125	77	33.2	31.1	37.3	14	14	-	153.8	153.8	...	60
61 Suicides (E950-E959)	83	67	16	13.6	16.7	7.8	1	1	-	11.0	11.0	...	61
62 Homicides (E960-E969)	187	33	154	30.7	8.2	74.7	2	2	-	22.0	22.0	...	62
63 Legal intervention (E970-E978)	3	1	2	0.5	0.2	1.0	-	-	-	0	0	...	63
64 All other external injuries (E980-E999)	9	4	5	1.5	1.0	2.4	-	-	-	0	0	...	64

TABLE XIII VITAL STATISTICS, BY COUNTY, BY RACE, GEORGIA, 1968

ITEM	GLASCOCK						GLYNN						
	Number			Rate or Ratio*			Number			Rate or Ratio*			
	Total	White	Non-White	Total	White	Non-White	Total	White	Non-White	Total	White	Non-White	
1 Estimated population as of July 1,	2,600	1,800	800				48,300	35,300	13,000				1
LIVE BIRTHS													
2 Total	39	29	10	15.0	16.1	12.5	990	719	271	20.5	20.4	20.8	2
3 Delivered in hospital	38	29	9	97.4%	100.0%	90.0%	948	718	230	95.8%	99.9%	84.9%	3
4 Delivered in home by physician	1	-	1	2.6%	0%	10.0%	4	-	4	0.4%	0%	1.5%	4
5 Delivered by midwife	-	-	-	0%	0%	0%	36	1	35	3.6%	0.1%	12.9%	5
6 Other deliveries	-	-	-	0%	0%	0%	2	-	2	0.2%	0%	0.7%	6
7 Immature births	2	-	2	51.3	0	200.0	87	47	40	87.9	65.4	147.6	7
8 Live births to unwed mothers	7	1	6	179.5	34.5	600.0	78	14	64	78.8	19.5	236.2	8
FETAL DEATHS													
9 Total	1	-	1	25.6	0	100.0	37	26	11	37.4	36.2	40.6	9
10 Under 20 weeks gestation	-	-	-	0	0	0	12	7	5	12.1	9.7	18.5	10
11 20-27 weeks gestation	-	-	-	0	0	0	5	4	1	5.1	5.6	3.7	11
12 28 weeks and more	1	-	1	25.6	0	100.0	19	14	5	19.2	19.5	18.5	12
13 Unknown length of gestation	-	-	-	0	0	0	1	1	-	1.0	1.4	0	13
DEATHS													
14 Total, all ages	29	22	7	1115.4	1222.2	875.0	421	267	154	871.6	756.4	1184.6	14
15 Under 1 year	2	-	2	51.3	0	200.0	23	9	14	23.2	12.5	51.7	15
16 Under 28 days	1	-	1	25.6	0	100.0	18	7	11	18.2	9.7	40.6	16
17 Deaths from immaturity	-	-	-	0	0	0	2	1	1	2.0	1.4	3.7	17
18 1-4 years **	-	-	-	0	0	0	5	4	1	-	-	-	18
19 Maternal deaths	-	-	-	0	0	0	-	-	-	0	0	0	19
CAUSE OF DEATH													
20 Dysentery (004,006,007,009)	1	-	1	38.5	0	125.0	-	-	-	0	0	0	20
21 Tuberculosis, all forms (010-019)	-	-	-	0	0	0	-	-	-	0	0	0	21
22 Meningococcal infections (036)	-	-	-	0	0	0	-	-	-	0	0	0	22
23 Acute infectious encephalitis (062-065)	-	-	-	0	0	0	-	-	-	0	0	0	23
24 Infectious hepatitis (070)	-	-	-	0	0	0	1	1	-	2.1	2.8	0	24
25 Typhus and other rickettsioses (080-083)	-	-	-	0	0	0	-	-	-	0	0	0	25
26 Venereal disease (090-099)	-	-	-	0	0	0	1	1	-	2.1	2.8	0	26
27 All other diseases classified as infective and parasitic (000-003, 005, 008, 020-035, 037-051, 066-069, 071-079, 084-089, 100-136)	-	-	-	0	0	0	1	1	-	2.1	2.8	0	27
28 Malignant neoplasms, including neoplasms of lymphatic and hematopoietic tissues (140-209)	4	3	1	153.8	166.7	125.0	55	37	18	113.9	104.8	138.5	28
29 Benign neoplasms and neoplasms of unspecified nature (210-239)	-	-	-	0	0	0	1	-	1	2.1	0	7.7	29
30 Diabetes Mellitus (250)	1	1	-	38.5	55.6	0	7	3	4	14.5	8.5	30.8	30
31 Avitaminoses & other nutritional deficiency (260-269)	-	-	-	0	0	0	2	-	2	4.1	0	15.4	31
32 Anemias (280-285)	-	-	-	0	0	0	-	-	-	0	0	0	32
33 Nonmeningococcal meningitis (320)	-	-	-	0	0	0	1	1	-	2.1	2.8	0	33
34 Active rheumatic fever (390-392)	-	-	-	0	0	0	-	-	-	0	0	0	34
35 Chronic rheumatic heart disease (393-398)	-	-	-	0	0	0	1	1	-	2.1	2.8	0	35
36 Hypertensive disease (400-404)	-	-	-	0	0	0	19	1	18	39.3	2.8	138.5	36
37 Ischaemic heart disease (410-414)	12	11	1	461.5	611.1	125.0	104	83	21	215.3	235.1	161.5	37
38 Other forms of heart disease (420-429)	-	-	-	0	0	0	26	16	10	53.8	45.3	76.9	38
39 Cerebrovascular disease (430-438)	4	4	-	153.8	222.2	0	55	37	18	113.9	104.8	138.5	39
40 General arteriosclerosis (440)	-	-	-	0	0	0	4	4	-	8.3	11.3	0	40
41 Other diseases of arteries, arterioles, & capillaries (441-448)	1	1	-	38.5	55.6	0	6	4	2	12.4	11.3	15.4	41
42 Influenza (470-474)	-	-	-	0	0	0	5	4	1	10.4	11.3	7.7	42
43 Pneumonia (480-486)	-	-	-	0	0	0	14	7	7	29.0	19.8	53.8	43
44 Bronchitis, emphysema and asthma (466, 490-493)	-	-	-	0	0	0	4	3	1	8.3	8.5	7.7	44
45 Other diseases of the respiratory system (460-465, 500-519)	-	-	-	0	0	0	4	2	2	8.3	5.7	15.4	45
46 Peptic ulcer (531-533)	-	-	-	0	0	0	5	2	3	10.4	5.7	23.1	46
47 Appendicitis (540-543)	-	-	-	0	0	0	-	-	-	0	0	0	47
48 Intestinal obstruction and hernia (550-553, 560)	-	-	-	0	0	0	1	1	-	2.1	2.8	0	48
49 Gastritis, duodenitis, enteritis & colitis (535, 561, 563)	-	-	-	0	0	0	-	-	-	0	0	0	49
50 Cirrhosis of liver (571)	-	-	-	0	0	0	8	5	3	16.6	14.2	23.1	50
51 Nephritis and nephrosis (580-584)	-	-	-	0	0	0	5	2	3	10.4	5.7	23.1	51
52 Hyperplasia of prostate (600)	-	-	-	0	0	0	2	2	-	4.1	5.7	0	52
53 Complications of pregnancy, childbirth and the puerperium (630-678)	-	-	-	0	0	0	-	-	-	0	0	0	53
54 Congenital anomalies (740-759)	-	-	-	0	0	0	5	2	3	10.4	5.7	23.1	54
55 Birth injuries, difficult labor and other anoxic and hypoxic conditions (764-768, 772, 776)	1	-	1	38.5	0	125.0	8	3	5	16.6	8.5	38.5	55
56 Other causes of neonatal mortality (760-763, 769-771, 773-775, 777-779)	-	-	-	0	0	0	5	2	3	10.4	5.7	23.1	56
57 Symptoms and ill-defined conditions (780-796)	1	1	-	38.5	55.6	0	-	-	-	0	0	0	57
58 All other diseases (residual)	1	1	-	38.5	55.6	0	25	16	9	51.8	45.3	69.2	58
59 Motor vehicle accidents (E810-E823)	1	-	1	38.5	0	125.0	20	13	7	41.4	36.8	53.8	59
60 All other accidents (E800-E807, E825-E949)	-	-	-	0	0	0	15	5	10	31.1	14.2	76.9	60
61 Suicides (E950-E959)	1	-	1	38.5	0	125.0	10	7	3	20.7	19.8	23.1	61
62 Homicides (E960-E969)	1	-	1	38.5	0	125.0	1	1	-	2.1	2.8	0	62
63 Legal Intervention (E970-E978)	-	-	-	0	0	0	-	-	-	0	0	0	63
64 All other external injuries (E980-E999)	-	-	-	0	0	0	-	-	-	0	0	0	64

TABLE XIII VITAL STATISTICS, BY COUNTY, BY RACE, GEORGIA, 1968

ITEM	GORDON						GRADY					
	Number			Rate or Ratio*			Number			Rate or Ratio*		
	Total	White	Non-White	Total	White	Non-White	Total	White	Non-White	Total	White	Non-White
1 Estimated population as of July 1,	23,100	21,800	1,300				18,800	12,100	6,700			
LIVE BIRTHS												
2 Total	436	393	43	18.9	18.0	33.1	293	143	150	15.6	11.8	22.4
3 Delivered in hospital	436	393	43	100.0%	100.0%	100.0%	218	142	76	74.4%	99.3%	50.7%
4 Delivered in home by physician	-	-	-	0%	0%	0%	-	-	-	0%	0%	0%
5 Delivered by midwife	-	-	-	0%	0%	0%	74	-	74	25.3%	0%	49.3%
6 Other deliveries	-	-	-	0%	0%	0%	1	1	-	0.3%	0.7%	0%
7 Immature births	47	42	5	107.8	106.9	116.3	25	6	19	85.3	42.0	126.7
8 Live births to unwed mothers	11	6	5	25.2	15.3	116.3	55	5	50	187.7	35.0	333.3
FETAL DEATHS												
9 Total	7	6	1	16.1	15.3	23.3	9	7	2	30.7	49.0	13.3
10 Under 20 weeks gestation	-	-	-	0	0	0	5	4	1	17.1	28.0	6.7
11 20-27 weeks gestation	1	1	-	2.3	2.5	0	2	1	1	6.8	7.0	6.7
12 28 weeks and more	4	3	1	9.2	7.6	23.3	2	2	-	6.8	14.0	0
13 Unknown length of gestation	2	2	-	4.6	5.1	0	-	-	-	0	0	0
DEATHS												
14 Total, all ages	243	222	21	1051.9	1018.3	1615.4	204	114	90	1085.1	942.1	1343.3
15 Under 1 year	10	8	2	22.9	20.4	46.5	13	4	9	44.4	28.0	60.0
16 Under 28 days	6	5	1	13.8	12.7	23.3	10	4	6	34.1	28.0	40.0
17 Deaths from immaturity	-	-	-	0	0	0	1	-	1	3.4	0	6.7
18 1-4 years **	3	1	2	-	-	-	1	-	1	-	-	-
19 Maternal deaths	-	-	-	0	0	0	-	-	-	0	0	0
CAUSE OF DEATH												
20 Dysentery (004,006,007,009)	-	-	-	0	0	0	1	-	1	5.3	0	14.9
21 Tuberculosis, all forms (010-019)	1	-	1	4.3	0	76.9	-	-	-	0	0	0
22 Meningococcal infections (036)	-	-	-	0	0	0	-	-	-	0	0	0
23 Acute infectious encephalitis (062-065)	-	-	-	0	0	0	-	-	-	0	0	0
24 Infectious Hepatitis (070)	-	-	-	0	0	0	-	-	-	0	0	0
25 Typhus and other rickettsioses (080-083)	-	-	-	0	0	0	-	-	-	0	0	0
26 Venereal disease (090-099)	-	-	-	0	0	0	-	-	-	0	0	0
27 All other diseases classified as infective and parasitic (000-003, 005, 008, 020-035, 037-061, 066-069, 071-079, 084-089, 100-136)	1	1	-	4.3	4.6	0	1	1	-	5.3	8.3	0
28 Malignant neoplasms, including neoplasms of lymphatic and haematopoietic tissues (140-209)	25	21	4	108.2	96.3	307.7	25	16	9	133.0	132.2	134.3
29 Benign neoplasms and neoplasms of unspecified nature (210-239)	1	1	-	4.3	4.6	0	2	1	1	10.6	8.3	14.9
30 Diabetes Mellitus (250)	3	3	-	13.0	13.8	0	1	-	1	5.3	0	14.9
31 Avitaminoses & other nutritional deficiency (260-269)	-	-	-	0	0	0	-	-	-	0	0	0
32 Anemias (280-285)	-	-	-	0	0	0	1	-	1	5.3	0	14.9
33 Nonmeningococcal meningitis (320)	-	-	-	0	0	0	-	-	-	0	0	0
34 Active rheumatic fever (390-392)	-	-	-	0	0	0	-	-	-	0	0	0
35 Chronic rheumatic heart disease (393-398)	3	3	-	13.0	13.8	0	-	-	-	0	0	0
36 Hypertensive disease (400-404)	2	1	1	8.7	4.6	76.9	4	-	4	21.3	0	59.7
37 Ischaemic heart disease (410-414)	61	59	2	264.1	270.6	153.8	67	48	19	356.4	396.7	283.6
38 Other forms of heart disease (420-429)	10	8	2	43.3	36.7	153.8	3	1	2	16.0	8.3	29.9
39 Cerebrovascular disease (430-438)	33	30	3	142.9	137.6	230.8	45	21	24	239.4	173.6	358.2
40 General arteriosclerosis (440)	6	5	1	25.0	22.9	76.9	1	1	-	5.3	8.3	0
41 Other diseases of arteries, arterioles, & capillaries (441-448)	2	2	-	8.7	9.2	0	2	2	-	10.6	16.5	0
42 Influenza (470-474)	1	1	-	4.3	4.6	0	1	1	-	5.3	8.3	0
43 Pneumonia (480-486)	8	6	2	34.6	27.5	153.8	11	2	9	58.5	16.5	134.3
44 Bronchitis, emphysema and asthma (466, 490-493)	1	1	-	4.3	4.6	0	2	2	-	10.6	16.5	0
45 Other diseases of the respiratory system (460-465, 500-519)	2	2	-	8.7	9.2	0	1	-	1	5.3	0	14.9
46 Peptic ulcer (531-533)	3	2	1	13.0	9.2	76.9	1	1	-	5.3	8.3	0
47 Appendicitis (540-543)	-	-	-	0	0	0	-	-	-	0	0	0
48 Intestinal obstruction and hernia (550-553, 560)	1	1	-	4.3	4.6	0	1	1	-	5.3	8.3	0
49 Gastritis, duodenitis, enteritis & colitis (535, 561, 563)	-	-	-	0	0	0	-	-	-	0	0	0
50 Cirrhosis of liver (571)	2	2	-	8.7	9.2	0	1	-	1	5.3	0	14.9
51 Nephritis and nephrosis (580-584)	1	1	-	4.3	4.6	0	-	-	-	0	0	0
52 Hyperplasia of prostate (600)	-	-	-	0	0	0	-	-	-	0	0	0
53 Complications of pregnancy, childbirth and the puerperium (630-678)	-	-	-	0	0	0	-	-	-	0	0	0
54 Congenital anomalies (740-759)	2	-	2	8.7	0	153.8	3	1	2	15.0	8.3	29.9
55 Birth injuries, difficult labor and other anoxic and hypoxic conditions (764-768, 772, 776)	3	3	-	13.0	13.8	0	2	2	-	10.6	16.5	0
56 Other causes of neonatal mortality (760-763, 769-771, 773-775, 777-779)	-	-	-	0	0	0	2	1	1	10.6	8.3	14.9
57 Symptoms and ill-defined conditions (780-796)	17	17	-	73.6	78.0	0	2	2	-	10.6	16.5	0
58 All other diseases (residual)	11	11	-	47.6	50.5	0	8	3	5	42.6	24.8	74.6
59 Motor vehicle accidents (E810-E823)	21	21	-	90.9	96.3	0	9	4	5	47.9	33.1	74.6
60 All other accidents (E800-E807, E825-E949)	16	14	2	69.3	64.2	153.8	5	3	2	26.6	24.8	29.9
61 Suicides (E950-E959)	3	3	-	13.0	13.8	0	-	-	-	0	0	0
62 Homicides (E960-E969)	3	3	-	13.0	13.8	0	2	-	2	10.6	0	29.9
63 Legal intervention (E970-E978)	-	-	-	0	0	0	-	-	-	0	0	0
64 All other external injuries (E980-E999)	-	-	-	0	0	0	-	-	-	0	0	0

TABLE XIII VITAL STATISTICS, BY COUNTY, BY RACE, GEORGIA, 1968

ITEM	GREENE						GWINNETT						
	Number			Rate or Ratio*			Number			Rate or Ratio*			
	Total	White	Non-White	Total	White	Non-White	Total	White	Non-White	Total	White	Non-White	
1 Estimated population as of July 1,	11,000	5,200	5,800				61,300	57,300	4,000				1
LIVE BIRTHS													
2 Total	200	53	147	18.2	10.2	25.3	1,399	1,287	112	22.8	22.5	28.0	2
3 Delivered in hospital	187	53	134	93.5%	100.0%	91.2%	1,396	1,284	112	99.8%	99.8%	100.0%	3
4 Delivered in home by physician	1	-	1	0.5%	0%	0.7%	2	2	-	0.1%	0.2%	0%	4
5 Delivered by midwife	12	-	12	6.0%	0%	8.2%	1	1	-	0.1%	0.1%	0%	5
6 Other deliveries	-	-	-	0%	0%	0%	-	-	-	0%	0%	0%	6
7 Immature births	23	2	21	115.0	37.7	142.9	107	92	15	76.5	71.5	133.9	7
8 Live births to unwed mothers	36	-	36	180.0	0	244.9	55	26	29	39.3	20.2	258.9	8
FETAL DEATHS													
9 Total	6	1	5	30.0	18.9	34.0	30	29	1	21.4	22.5	8.9	9
10 Under 20 weeks gestation	3	-	3	15.0	0	20.4	12	12	-	8.6	9.3	0	10
11 20-27 weeks gestation	2	-	2	10.0	0	13.6	2	2	-	1.4	1.6	0	11
12 28 weeks and more	1	1	-	5.0	18.9	0	13	12	1	9.3	9.3	8.9	12
13 Unknown length of gestation	-	-	-	0	0	0	3	3	-	2.1	2.3	0	13
DEATHS													
14 Total, all ages	157	72	85	1427.3	1384.6	1465.5	498	447	51	812.4	780.1	1275.0	14
15 Under 1 year	11	1	10	55.0	18.9	68.0	38	35	3	27.2	27.2	26.8	15
16 Under 28 days	4	-	4	20.0	0	27.2	26	26	-	18.6	20.2	0	16
17 Deaths from immaturity	-	-	-	0	0	0	4	4	-	2.9	3.1	0	17
18 1-4 years **	-	-	-	0	0	0	7	5	2	-	-	0	18
19 Maternal deaths	-	-	-	0	0	0	-	-	-	0	0	0	19
CAUSE OF DEATH													
20 Dysentery (004,006,007,009)	-	-	-	0	0	0	-	-	-	0	0	0	20
21 Tuberculosis, all forms (010-019)	-	-	-	0	0	0	2	2	-	3.3	3.5	0	21
22 Meningococcal infections (036)	-	-	-	0	0	0	-	-	-	0	0	0	22
23 Acute infectious encephalitis (062-065)	-	-	-	0	0	0	-	-	-	0	0	0	23
24 Infectious hepatitis (070)	-	-	-	0	0	0	1	1	-	1.6	1.7	0	24
25 Typhus and other rickettsioses (080-083)	-	-	-	0	0	0	-	-	-	0	0	0	25
26 Venereal disease (090-099)	-	-	-	0	0	0	-	-	-	0	0	0	26
27 All other diseases classified as infective and parasitic (000-003, 005, 008, 020-035, 037-061, 066-069, 071-079, 084-089, 100-136)	2	-	2	18.2	0	34.5	2	2	-	3.3	3.5	0	27
28 Malignant neoplasms, including neoplasms of lymphatic and haematopoietic tissues (140-209)	13	9	4	118.2	173.1	69.0	60	53	7	97.9	92.5	175.0	28
29 Benign neoplasms and neoplasms of unspecified nature (210-239)	-	-	-	0	0	0	-	-	-	0	0	0	29
30 Diabetes Mellitus (250)	3	2	1	27.3	38.5	17.2	6	5	1	9.8	8.7	25.0	30
31 Avitaminoses & other nutritional deficiency (260-269)	-	-	-	0	0	0	-	-	-	0	0	0	31
32 Anemias (280-285)	-	-	-	0	0	0	2	2	-	3.3	3.5	0	32
33 Nonmeningococcal meningitis (320)	1	-	1	9.1	0	17.2	1	1	-	1.6	1.7	0	33
34 Active rheumatic fever (390-392)	-	-	-	0	0	0	-	-	-	0	0	0	34
35 Chronic rheumatic heart disease (393-398)	-	-	-	0	0	0	-	-	-	0	0	0	35
36 Hypertensive disease (400-404)	4	-	4	36.4	0	69.0	2	1	1	3.3	1.7	25.0	36
37 Ischaemic heart disease (410-414)	59	36	23	536.4	692.3	396.6	149	141	8	243.1	246.1	200.0	37
38 Other forms of heart disease (420-429)	-	-	-	0	0	0	8	7	1	13.1	12.2	25.0	38
39 Cerebrovascular disease (430-438)	24	8	16	218.2	153.8	275.9	79	71	8	128.9	123.9	200.0	39
40 General arteriosclerosis (440)	2	1	1	18.2	19.2	17.2	6	6	-	9.8	10.5	0	40
41 Other diseases of arteries, arterioles, & capillaries (441-448)	3	1	2	27.3	19.2	34.5	5	5	-	8.2	8.7	0	41
42 Influenza (470-474)	3	2	1	27.3	38.5	17.2	1	1	-	1.6	1.7	0	42
43 Pneumonia (480-486)	10	3	7	90.9	57.7	120.7	32	24	8	52.2	41.9	200.0	43
44 Bronchitis, emphysema and asthma (466, 490-493)	1	1	-	9.1	19.2	0	8	8	-	13.1	14.0	0	44
45 Other diseases of the respiratory system (460-465, 500-519)	-	-	-	0	0	0	2	2	-	3.3	3.5	0	45
46 Peptic ulcer (531-533)	1	1	-	9.1	19.2	0	1	1	-	1.6	1.7	0	46
47 Appendicitis (540-543)	-	-	-	0	0	0	1	-	1	1.6	0	25.0	47
48 Intestinal obstruction and hernia (550-553, 560)	-	-	-	0	0	0	-	-	-	0	0	0	48
49 Gastritis, duodenitis, enteritis & colitis (535, 561, 563)	-	-	-	0	0	0	1	1	-	1.6	1.7	0	49
50 Cirrhosis of liver (571)	-	-	-	0	0	0	6	4	2	9.8	7.0	50.0	50
51 Nephritis and nephrosis (580-584)	-	-	-	0	0	0	-	-	-	0	0	0	51
52 Hyperplasia of prostate (600)	-	-	-	0	0	0	-	-	-	0	0	0	52
53 Complications of pregnancy, childbirth and the puerperium (630-678)	-	-	-	0	0	0	-	-	-	0	0	0	53
54 Congenital anomalies (740-759)	-	-	-	0	0	0	6	6	-	9.8	10.5	0	54
55 Birth injuries, difficult labor and other anoxic and hypoxic conditions (764-768, 772, 776)	1	-	1	9.1	0	17.2	7	7	-	11.4	12.2	0	55
56 Other causes of neonatal mortality (760-763, 769-771, 773-775, 777-779)	3	-	3	27.3	0	51.7	13	13	-	21.2	22.7	0	56
57 Symptoms and ill-defined conditions (780-796)	-	-	-	0	0	0	3	1	2	4.9	1.7	50.0	57
58 All other diseases (residual)	8	2	6	72.7	38.5	103.4	26	25	1	42.4	43.6	25.0	58
59 Motor vehicle accidents (E810-E823)	8	3	5	72.7	57.7	86.2	44	41	3	71.8	71.6	75.0	59
60 All other accidents (E800-E807, E825-E949)	4	-	4	36.4	0	69.0	15	10	5	24.5	17.5	125.0	60
61 Suicides (E950-E959)	1	1	-	9.1	19.2	0	6	5	1	9.8	8.7	25.0	61
62 Homicides (E960-E-969)	6	2	4	54.5	38.5	69.0	3	1	2	4.9	1.7	50.0	62
63 Legal intervention (E970-E978)	-	-	-	0	0	0	-	-	-	0	0	0	63
64 All other external injuries (E980-E999)	-	-	-	0	0	0	-	-	-	0	0	0	64

TABLE XIII VITAL STATISTICS, BY COUNTY, BY RACE, GEORGIA, 1968

ITEM	HABERSHAM						HALL					
	Number			Rate or Ratio*			Number			Rate or Ratio*		
	Total	White	Non-White	Total	White	Non-White	Total	White	Non-White	Total	White	Non-White
1 Estimated population as of July 1,	19,300	18,600	700				58,600	52,500	6,100			
LIVE BIRTHS												
2 Total	316	307	9	16.4	16.5	12.9	1,126	959	167	19.2	18.3	27.4
3 Delivered in hospital	316	307	9	100.0%	100.0%	100.0%	1,121	956	165	99.6%	99.7%	98.8%
4 Delivered in home by physician	-	-	-	0%	0%	0%	1	1	-	0.1%	0.1%	0%
5 Delivered by midwife	-	-	-	0%	0%	0%	1	1	-	0.1%	0.1%	0%
6 Other deliveries	-	-	-	0%	0%	0%	3	1	2	0.3%	0.1%	1.2%
7 Immature births	26	24	2	82.3	78.2	222.2	85	64	21	75.5	66.7	125.7
8 Live births to unwed mothers	12	11	1	38.0	35.8	111.1	89	25	64	79.0	26.1	383.2
FETAL DEATHS												
9 Total	4	3	1	12.7	9.8	111.1	16	14	2	14.2	14.6	12.0
10 Under 20 weeks gestation	2	1	1	6.3	3.3	111.1	1	1	-	0.9	1.0	0
11 20-27 weeks gestation	1	-	-	0	0	0	2	-	-	1.8	2.1	0
12 28 weeks and more	1	1	-	3.2	3.3	0	13	11	2	11.5	11.5	12.0
13 Unknown length of gestation	1	1	-	3.2	3.3	0	-	-	-	0	0	0
DEATHS												
14 Total, all ages	175	165	10	906.7	887.1	1428.6	457	389	68	779.9	741.0	1114.8
15 Under 1 year	15	15	-	47.5	48.9	0	18	15	3	16.0	15.6	18.0
16 Under 28 days	9	9	-	28.5	29.3	0	11	10	1	9.8	10.4	6.0
17 Deaths from immaturity	1	1	-	3.2	3.3	0	-	-	-	0	0	0
18 1-4 years **	1	1	-	-	-	-	2	1	1	-	-	-
19 Maternal deaths	-	-	-	0	0	0	-	-	-	0	0	0
CAUSE OF DEATH												
20 Dysentery (004,006,007,009)	-	-	-	0	0	0	1	1	-	1.7	1.9	0
21 Tuberculosis, all forms (010-019)	-	-	-	0	0	0	-	-	-	0	0	0
22 Meningococcal infections (036)	-	-	-	0	0	0	1	-	1	1.7	0	16.4
23 Acute infectious encephalitis (062-065)	-	-	-	0	0	0	1	1	-	1.7	1.9	0
24 Infectious hepatitis (070)	1	1	-	5.2	5.4	0	-	-	-	0	0	0
25 Typhus and other rickettsioses (080-083)	-	-	-	0	0	0	-	-	-	0	0	0
26 Venereal disease (090-099)	-	-	-	0	0	0	-	-	-	0	0	0
27 All other diseases classified as infective and parasitic (000-003, 005, 008, 020-035, 037-061, 066-069, 071-079, 084-089, 100-136)	-	-	-	0	0	0	2	2	-	3.4	3.8	0
28 Malignant neoplasms, including neoplasms of lymphatic and hematopoietic tissues (140-209)	22	19	3	114.0	102.2	428.6	62	52	10	105.8	99.0	163.9
29 Benign neoplasms and neoplasms of unspecified nature (210-239)	1	1	-	5.2	5.4	0	-	-	-	0	0	0
30 Diabetes Mellitus (250)	4	4	-	20.7	21.5	0	8	7	1	13.7	13.3	16.4
31 Avitaminoses & other nutritional deficiency (260-269)	-	-	-	0	0	0	-	-	-	0	0	0
32 Anemias (280-285)	-	-	-	0	0	0	1	1	-	1.7	1.9	0
33 Nonmeningococcal meningitis (320)	-	-	-	0	0	0	-	-	-	0	0	0
34 Active rheumatic fever (390-392)	-	-	-	0	0	0	-	-	-	0	0	0
35 Chronic rheumatic heart disease (393-398)	1	1	-	5.2	5.4	0	2	2	-	3.4	3.8	0
36 Hypertensive disease (400-404)	3	3	-	15.5	16.1	0	4	3	1	6.8	5.7	16.4
37 Ischaemic heart disease (410-414)	56	52	4	290.2	279.5	571.4	159	139	20	271.3	264.8	327.9
38 Other forms of heart disease (420-429)	5	5	-	25.9	26.9	0	6	5	1	10.2	9.5	16.4
39 Cerebrovascular disease (430-438)	22	22	-	114.0	118.3	0	50	41	9	85.3	78.1	147.5
40 General arteriosclerosis (440)	1	1	-	5.2	5.4	0	9	8	1	15.4	15.2	16.4
41 Other diseases of arteries, arterioles, & capillaries (441-448)	1	1	-	5.2	5.4	0	8	7	1	13.7	13.3	16.4
42 Influenza (470-474)	3	3	-	15.5	16.1	0	2	2	-	3.4	3.8	0
43 Pneumonia (480-486)	11	10	1	57.0	53.8	142.9	14	11	3	23.9	21.0	49.2
44 Bronchitis, emphysema and asthma (466, 490-493)	-	-	-	0	0	0	7	6	1	11.9	11.4	16.4
45 Other diseases of the respiratory system (460-465,500-519)	2	2	-	10.4	10.8	0	1	1	-	1.7	1.9	0
46 Peptic ulcer (531-533)	-	-	-	0	0	0	2	2	-	3.4	3.8	0
47 Appendicitis (540-543)	-	-	-	0	0	0	-	-	-	0	0	0
48 Intestinal obstruction and hernia (550-553, 560)	1	1	-	5.2	5.4	0	-	-	-	0	0	0
49 Gastritis, duodenitis, enteritis & colitis (535, 561, 563)	-	-	-	0	0	0	2	1	1	3.4	1.9	16.4
50 Cirrhosis of liver (571)	1	-	1	5.2	0	142.9	7	4	3	11.9	7.6	49.2
51 Nephritis and nephrosis (580-584)	-	-	-	0	0	0	3	2	1	5.1	3.8	16.4
52 Hyperplasia of prostate (600)	1	1	-	5.2	5.4	0	-	-	-	0	0	0
53 Complications of pregnancy, childbirth and the puerperium (630-678)	-	-	-	0	0	0	-	-	-	0	0	0
54 Congenital anomalies (740-759)	6	6	-	31.1	32.3	0	6	5	1	10.2	9.5	16.4
55 Birth injuries, difficult labor and other anoxic and hypoxic conditions (764-768, 772, 776)	3	3	-	15.5	16.1	0	7	7	-	11.9	13.3	0
56 Other causes of neonatal mortality (760-763, 769-771, 773-775, 777-779)	2	2	-	10.4	10.8	0	2	2	-	3.4	3.8	0
57 Symptoms and ill-defined conditions (780-796)	-	-	-	0	0	0	11	6	5	18.8	11.4	82.0
58 All other diseases (residual)	14	13	1	72.5	69.9	142.9	23	20	3	39.2	38.1	49.2
59 Motor vehicle accidents (E810-E823)	7	7	-	36.3	37.5	0	34	33	1	58.0	62.9	16.4
60 All other accidents (E800-E807, E825-E949)	4	4	-	20.7	21.5	0	12	10	2	20.5	19.0	32.8
61 Suicides (E950-E959)	2	2	-	10.4	10.8	0	6	6	-	10.2	11.4	0
62 Homicides (E960-E969)	1	1	-	5.2	5.4	0	4	2	2	6.8	3.8	32.8
63 Legal intervention (E970-E978)	-	-	-	0	0	0	-	-	-	0	0	0
64 All other external injuries (E980-E999)	-	-	-	0	0	0	-	-	-	0	0	0

TABLE XIII VITAL STATISTICS, BY COUNTY, BY RACE, GEORGIA, 1968

ITEM	HANCOCK						HARALSON ⁷¹					
	Number			Rate or Ratio*			Number			Rate or Ratio*		
	Total	White	Non-White	Total	White	Non-White	Total	White	Non-White	Total	White	Non-White
1 Estimated population as of July 1,	9,800	2,800	7,000				15,900	14,700	1,200			
LIVE BIRTHS												
2 Total	206	27	179	21.0	9.6	25.6	263	239	24	16.5	15.3	20.0
3 Delivered in hospital	178	27	151	86.4%	100.0%	84.4%	257	238	19	97.7%	99.6%	79.2%
4 Delivered in home by physician	11	-	11	5.3%	0%	6.1%	4	1	3	1.5%	0.4%	12.5%
5 Delivered by midwife	17	-	17	8.3%	0%	9.5%	2	-	2	0.8%	0%	8.3%
6 Other deliveries	-	-	-	0%	0%	0%	-	-	-	0%	0%	0%
7 Immature births	25	5	24	140.8	185.2	134.1	20	17	3	76.0	71.1	125.0
8 Live births to unwed mothers	59	2	57	286.4	74.1	318.4	7	4	3	25.6	16.7	125.0
FETAL DEATHS												
9 Total	9	1	8	43.7	37.0	44.7	7	7	-	26.6	29.3	0
10 Under 20 weeks gestation	1	-	1	4.9	0	5.6	4	4	-	15.2	16.7	0
11 20-27 weeks gestation	1	-	1	4.9	0	5.6	1	1	-	3.8	4.2	0
12 28 weeks and more	6	1	5	29.1	37.0	27.9	2	2	-	7.6	8.4	0
13 Unknown length of gestation	1	-	1	4.9	0	5.6	-	-	-	0	0	0
DEATHS												
14 Total, all ages	116	38	78	1183.7	1357.1	1114.3	182	164	18	1144.7	1115.6	1500.0
15 Under 1 year	12	2	10	58.3	74.1	55.9	4	4	-	15.2	16.7	0
16 Under 28 days	3	1	2	14.6	37.0	11.2	3	3	-	11.4	12.6	0
17 Deaths from immaturity	-	-	-	0	0	0	-	-	-	0	0	0
18 1-4 years **	-	-	-	-	-	-	1	1	-	-	-	-
19 Maternal deaths	-	-	-	0	0	0	-	-	-	0	0	0
CAUSE OF DEATH												
20 Dysentery (004,006,007,009)	-	-	-	0	0	0	-	-	-	0	0	0
21 Tuberculosis, all forms (010-019)	-	-	-	0	0	0	-	-	-	0	0	0
22 Meningococcal Infections (036)	-	-	-	0	0	0	-	-	-	0	0	0
23 Acute Infectious encephalitis (062-065)	-	-	-	0	0	0	-	-	-	0	0	0
24 Infectious Hepatitis (070)	-	-	-	0	0	0	-	-	-	0	0	0
25 Typhus and other rickettsioses (080-083)	-	-	-	0	0	0	-	-	-	0	0	0
26 Venereal disease (090-099)	-	-	-	0	0	0	-	-	-	0	0	0
27 All other diseases classified as Infective and parasitic (000-003, 005, 008, 020-035, 037-061, 066-069, 071-079, 084-089, 100-136)	-	-	-	0	0	0	2	2	-	12.6	13.6	0
28 Malignant neoplasms, including neoplasms of lymphatic and hematopoietic tissues (140-209)	8	5	3	81.6	178.6	42.9	24	22	2	150.9	149.7	166.7
29 Benign neoplasms and neoplasms of unspecified nature (210-239)	1	-	1	10.2	0	14.3	-	-	-	0	0	0
30 Diabetes Mellitus (250)	2	-	2	20.4	0	28.6	4	4	-	25.2	27.2	0
31 Avitaminoses & other nutritional deficiency (260-269)	-	-	-	0	0	0	-	-	-	0	0	0
32 Anemias (280-285)	-	-	-	0	0	0	1	1	-	6.3	6.8	0
33 Nonmeningococcal meningitis (320)	-	-	-	0	0	0	-	-	-	0	0	0
34 Active rheumatic fever (390-392)	-	-	-	0	0	0	-	-	-	0	0	0
35 Chronic rheumatic heart disease (393-398)	-	-	-	0	0	0	1	1	-	6.3	6.8	0
36 Hypertensive disease (400-404)	-	-	-	0	0	0	1	1	-	6.3	6.8	0
37 Ischaemic heart disease (410-414)	56	23	33	571.4	821.4	471.4	54	47	7	339.6	319.7	583.3
38 Other forms of heart disease (420-429)	1	-	1	10.2	0	14.3	7	7	-	44.0	47.6	0
39 Cerebrovascular disease (430-438)	7	3	4	71.4	107.1	57.1	31	28	3	195.0	190.5	250.0
40 General arteriosclerosis (440)	-	-	-	0	0	0	2	2	-	12.6	13.6	0
41 Other diseases of arteries, arterioles, & capillaries (441-448)	-	-	-	0	0	0	2	1	1	12.6	6.8	83.3
42 Influenza (470-474)	-	-	-	0	0	0	1	1	-	6.3	6.8	0
43 Pneumonia (480-486)	9	-	9	91.8	0	128.6	3	3	-	18.9	20.4	0
44 Bronchitis, emphysema and asthma (466, 490-493)	1	-	1	10.2	0	14.3	3	3	-	18.9	20.4	0
45 Other diseases of the respiratory system (460-465, 500-519)	2	2	-	20.4	71.4	0	2	1	1	12.6	6.8	83.3
46 Peptic ulcer (531-533)	-	-	-	0	0	0	1	1	-	6.3	6.8	0
47 Appendicitis (540-543)	-	-	-	0	0	0	-	-	-	0	0	0
48 Intestinal obstruction and hernia (550-553, 560)	-	-	-	0	0	0	1	1	-	6.3	6.8	0
49 Gastritis, duodenitis, enteritis & colitis (535, 561, 563)	-	-	-	0	0	0	-	-	-	0	0	0
50 Cirrhosis of liver (571)	-	-	-	0	0	0	2	1	1	12.6	6.8	83.3
51 Nephritis and nephrosis (580-584)	3	2	1	30.6	71.4	14.3	2	2	-	12.6	13.6	0
52 Hyperplasia of prostate (600)	-	-	-	0	0	0	-	-	-	0	0	0
53 Complications of pregnancy, childbirth and the puerperium (630-678)	-	-	-	0	0	0	-	-	-	0	0	0
54 Congenital anomalies (740-759)	1	1	-	10.2	35.7	0	2	2	-	12.6	13.6	0
55 Birth injuries, difficult labor and other anoxic and hypoxic conditions (764-768, 772, 776)	2	-	2	20.4	0	28.6	2	2	-	12.6	13.6	0
56 Other causes of neonatal mortality (760-763, 769-771, 773-775, 777-779)	1	-	1	10.2	0	14.3	-	-	-	0	0	0
57 Symptoms and ill-defined conditions (780-796)	3	2	1	30.6	71.4	14.3	4	4	-	25.2	27.2	0
58 All other diseases (residual)	5	-	5	51.0	0	71.4	10	10	-	62.9	68.0	0
59 Motor vehicle accidents (E810-E823)	3	-	3	30.6	0	42.9	12	9	3	75.5	61.2	250.0
60 All other accidents (E800-E807, E825-E949)	6	-	6	61.2	0	85.7	4	4	-	25.2	27.2	0
61 Suicides (E950-E959)	1	-	1	10.2	0	14.3	2	2	-	12.6	13.6	0
62 Homicides (E960-E969)	4	-	4	40.8	0	57.1	2	2	-	12.6	13.6	0
63 Legal intervention (E970-E978)	-	-	-	0	0	0	-	-	-	0	0	0
64 All other external injuries (E980-E999)	-	-	-	0	0	0	-	-	-	0	0	0

TABLE XIII VITAL STATISTICS, BY COUNTY, BY RACE, GEORGIA, 1968

ITEM	HARRIS						HART						
	Number			Rate or Ratio*			Number			Rate or Ratio*			
	Total	White	Non-White	Total	White	Non-White	Total	White	Non-White	Total	White	Non-White	
1 Estimated population as of July 1,	12,400	6,300	6,100				17,400	13,100	4,300				1
LIVE BIRTHS													
2 Total	202	76	126	16.3	12.1	20.7	277	195	82	15.9	14.9	19.1	2
3 Delivered in hospital	137	72	65	67.8%	94.7%	51.6%	275	195	80	99.3%	100.0%	97.6%	3
4 Delivered in home by physician	48	4	44	23.8%	5.3%	34.9%	2	-	2	0.7%	0%	2.4%	4
5 Delivered by midwife	17	-	17	8.4%	0%	13.5%	-	-	-	0%	0%	0%	5
6 Other deliveries	-	-	-	0%	0%	0%	-	-	-	0%	0%	0%	6
7 Immature births	23	6	17	113.9	78.9	134.9	24	11	13	85.6	56.4	158.5	7
8 Live births to unwed mothers	38	2	36	188.1	26.3	285.7	25	5	20	90.3	25.6	243.9	8
FETAL DEATHS													
9 Total	5	1	4	24.8	13.2	31.7	6	4	2	21.7	20.5	24.4	9
10 Under 20 weeks gestation	1	-	1	5.0	0	7.9	-	-	-	0	0	0	10
11 20-27 weeks gestation	2	1	1	9.9	13.2	7.9	-	-	-	0	0	0	11
12 28 weeks and more	1	-	1	5.0	0	7.9	3	2	1	10.8	10.3	12.2	12
13 Unknown length of gestation	1	-	1	5.0	0	7.9	3	2	1	10.8	10.3	12.2	13
DEATHS													
14 Total, all ages	109	58	51	879.0	920.6	836.1	149	110	39	856.3	839.7	907.0	14
15 Under 1 year	3	1	2	14.9	13.2	15.9	9	4	5	32.5	20.5	61.0	15
16 Under 28 days	2	1	1	9.9	13.2	7.9	5	2	3	18.1	10.3	36.6	16
17 Deaths from immaturity	-	-	-	0	0	0	-	-	-	0	0	0	17
18 1-4 years **	1	-	1	5.0	0	7.9	2	-	2	10.8	10.3	12.2	18
19 Maternal deaths	-	-	-	0	0	0	-	-	-	0	0	0	19
CAUSE OF DEATH													
20 Dysentery (004,006,007,009)	-	-	-	0	0	0	-	-	-	0	0	0	20
21 Tuberculosis, all forms (010-019)	-	-	-	0	0	0	-	-	-	0	0	0	21
22 Meningococcal Infections (036)	-	-	-	0	0	0	-	-	-	0	0	0	22
23 Acute infectious encephalitis (062-065)	-	-	-	0	0	0	-	-	-	0	0	0	23
24 Infectious Hepatitis (070)	-	-	-	0	0	0	-	-	-	0	0	0	24
25 Typhus and other rickettsioses (080-083)	-	-	-	0	0	0	-	-	-	0	0	0	25
26 Venereal disease (090-098)	-	-	-	0	0	0	-	-	-	0	0	0	26
27 All other diseases classified as Infective and parasitic (000-003, 005, 008, 020-035, 037-061, 066-069, 071-079, 084-089, 100-136)	-	-	-	0	0	0	2	2	-	11.5	15.3	0	27
28 Malignant neoplasms, including neoplasms of lymphatic and haematopoietic tissues (140-209)	23	15	8	185.5	238.1	131.1	20	15	5	114.9	114.5	116.3	28
29 Benign neoplasms and neoplasms of unspecified nature (210-239)	-	-	-	0	0	0	-	-	-	0	0	0	29
30 Diabetes Mellitus (250)	1	-	1	8.1	0	16.4	4	4	-	23.0	30.5	0	30
31 Avitaminoses & other nutritional deficiency (260-269)	-	-	-	0	0	0	-	-	-	0	0	0	31
32 Anemias (280-285)	-	-	-	0	0	0	-	-	-	0	0	0	32
33 Nonmeningococcal meningitis (320)	-	-	-	0	0	0	-	-	-	0	0	0	33
34 Active rheumatic fever (390-392)	-	-	-	0	0	0	-	-	-	0	0	0	34
35 Chronic rheumatic heart disease (393-398)	-	-	-	0	0	0	-	-	-	0	0	0	35
36 Hypertensive disease (400-404)	2	-	2	16.1	0	32.8	1	1	-	5.7	7.6	0	36
37 Ischaemic heart disease (410-414)	27	22	5	217.7	349.2	82.0	53	42	11	304.6	320.6	255.8	37
38 Other forms of heart disease (420-429)	7	1	6	56.5	15.9	98.4	-	-	-	0	0	0	38
39 Cerebrovascular disease (430-438)	20	8	12	161.3	127.0	196.7	22	15	7	126.4	114.5	162.8	39
40 General arteriosclerosis (440)	4	1	3	32.3	15.9	49.2	-	-	-	0	0	0	40
41 Other diseases of arteries, arterioles, & capillaries (441-448)	1	1	-	8.1	15.9	0	2	1	1	11.5	7.6	23.3	41
42 Influenza (470-474)	1	1	1	16.1	15.9	16.4	4	2	2	23.0	15.3	46.5	42
43 Pneumonia (480-486)	1	-	1	8.1	0	16.4	5	3	2	28.7	22.9	46.5	43
44 Bronchitis, emphysema and asthma (466, 490-493)	-	-	-	0	0	0	-	-	-	0	0	0	44
45 Other diseases of the respiratory system (460-465, 500-519)	1	-	1	8.1	0	16.4	-	-	-	0	0	0	45
46 Peptic ulcer (531-533)	-	-	-	0	0	0	2	2	-	11.5	15.3	0	46
47 Appendicitis (540-543)	-	-	-	0	0	0	-	-	-	0	0	0	47
48 Intestinal obstruction and hernia (550-553, 560)	1	1	-	8.1	15.9	0	2	2	-	11.5	15.3	0	48
49 Gastritis, duodenitis, enteritis & colitis (535, 561, 563)	-	-	-	0	0	0	-	-	-	0	0	0	49
50 Cirrhosis of liver (571)	-	-	-	0	0	0	-	-	-	0	0	0	50
51 Nephritis and nephrosis (580-584)	2	1	1	16.1	15.9	16.4	3	-	3	17.2	0	69.8	51
52 Hyperplasia of prostate (600)	1	-	1	8.1	0	16.4	-	-	-	0	0	0	52
53 Complications of pregnancy, childbirth and the puerperium (630-678)	-	-	-	0	0	0	-	-	-	0	0	0	53
54 Congenital anomalies (740-759)	1	1	-	8.1	15.9	0	2	1	1	11.5	7.6	23.3	54
55 Birth injuries, difficult labor and other anoxic and hypoxic conditions (764-768, 772, 776)	1	-	1	8.1	0	16.4	2	1	1	11.5	7.6	23.3	55
56 Other causes of neonatal mortality (760-763, 769-771, 773-775, 777-779)	-	-	-	0	0	0	-	-	-	0	0	0	56
57 Symptoms and ill-defined conditions (780-796)	1	-	1	8.1	0	16.4	-	-	-	0	0	0	57
58 All other diseases (residual)	3	1	2	24.2	15.9	32.8	8	7	1	46.0	53.4	23.3	58
59 Motor vehicle accidents (E810-E823)	2	2	-	16.1	31.7	0	9	8	1	51.7	61.1	23.3	59
60 All other accidents (E800-E807, E825-E849)	4	1	3	32.3	15.9	49.2	6	2	4	34.5	15.3	93.0	60
61 Suicides (E950-E959)	1	1	-	8.1	15.9	0	-	-	-	0	0	0	61
62 Homicides (E960-E-969)	2	-	2	16.1	0	32.8	1	1	-	5.7	7.6	0	62
63 Legal intervention (E970-E978)	-	-	-	0	0	0	-	-	-	0	0	0	63
64 All other external injuries (E980-E999)	1	1	-	8.1	15.9	0	1	1	-	5.7	7.6	0	64

TABLE XIII VITAL STATISTICS, BY COUNTY, BY RACE, GEORGIA, 1968

ITEM	HEARD						HENRY ⁷⁵					
	Number			Rate or Ratio*			Number			Rate or Ratio*		
	Total	White	Non-White	Total	White	Non-White	Total	White	Non-White	Total	White	Non-White
1 Estimated population as of July 1,	5,200	4,100	1,100				25,100	15,500	9,600			
LIVE BIRTHS												
2 Total	79	50	29	15.2	12.2	26.4	423	223	200	16.9	14.4	20.8
3 Delivered in hospital	78	50	28	98.7%	100.0%	96.6%	415	223	192	98.1%	100.0%	96.0%
4 Delivered in home by physician				0%	0%	0%	8		8	1.9%	0%	4.0%
5 Delivered by midwife	1		1	1.3%	0%	3.4%				0%	0%	0%
6 Other deliveries				0%	0%	0%				0%	0%	0%
7 Immature births	7	3	4	88.6	60.0	137.9	46	14	32	108.7	62.8	160.0
8 Live births to unwed mothers	7	1	6	88.6	20.0	206.9	59	6	53	139.5	26.9	265.0
FETAL DEATHS												
9 Total	1	1		12.7	20.0	0	15	11	4	35.5	49.3	20.0
10 Under 20 weeks gestation				0	0	0	6	6		14.2	26.9	0
11 20-27 weeks gestation				0	0	0	4	1	3	9.5	4.5	15.0
12 28 weeks and more	1			12.7	20.0	0	3	2	1	7.1	9.0	5.0
13 Unknown length of gestation				0	0	0	2	2		4.7	9.0	0
DEATHS												
14 Total, all ages	50	47	3	961.5	1146.3	272.7	173	126	47	689.2	812.9	489.6
15 Under 1 year	2		2	25.3	0	69.0	12	4	8	28.4	17.9	40.0
16 Under 28 days	1		1	12.7	0	34.5	11	3	8	25.0	13.5	40.0
17 Deaths from immaturity				0	0	0	1	1		2.4	4.5	0
18 1-4 years **				0	0	0	1		1	0	0	0
19 Maternal deaths				0	0	0				0	0	0
CAUSE OF DEATH												
20 Dysentery (004,006,007,009)				0	0	0				0	0	0
21 Tuberculosis, all forms (010-019)				0	0	0				0	0	0
22 Meningococcal infections (036)				0	0	0				0	0	0
23 Acute infectious encephalitis (062-065)				0	0	0				0	0	0
24 Infectious hepatitis (070)				0	0	0				0	0	0
25 Typhus and other rickettsioses (080-083)				0	0	0				0	0	0
26 Venereal disease (090-099)				0	0	0				0	0	0
27 All other diseases classified as infective and parasitic (000-003, 005, 008, 020-035, 037-061, 066-069, 071-079, 084-089, 100-136)				0	0	0	3		3	12.0	0	31.3
28 Malignant neoplasms, including neoplasms of lymphatic and haematopoietic tissues (140-209)	8	8		153.8	195.1	0	27	23	4	107.6	148.4	41.7
29 Benign neoplasms and neoplasms of unspecified nature (210-239)				0	0	0				0	0	0
30 Diabetes Mellitus (250)	1	1		19.2	24.4	0	3	1	2	12.0	6.5	20.8
31 Avitaminoses & other nutritional deficiency (260-269)	1		1	19.2	0	90.9				0	0	0
32 Anemias (280-285)				0	0	0	1		1	4.0	0	10.4
33 Nonmeningococcal meningitis (320)				0	0	0				0	0	0
34 Active rheumatic fever (390-392)				0	0	0				0	0	0
35 Chronic rheumatic heart disease (393-398)				0	0	0				0	0	0
36 Hypertensive disease (400-404)	1	1		19.2	24.4	0	2		2	8.0	0	20.8
37 Ischaemic heart disease (410-414)	16	16		307.7	390.2	0	50	41	9	199.2	264.5	93.8
38 Other forms of heart disease (420-429)	2	2		38.5	48.8	0	3	1	2	12.0	6.5	20.8
39 Cerebrovascular disease (430-438)	7	6	1	134.6	146.3	90.9	28	20	8	111.6	129.0	83.3
40 General arteriosclerosis (440)				0	0	0	2	2		8.0	12.9	0
41 Other diseases of arteries, arterioles, & capillaries (441-448)	1	1		19.2	24.4	0	5	4	1	19.9	25.8	10.4
42 Influenza (470-474)				0	0	0	1	1		4.0	6.5	0
43 Pneumonia (480-486)	1	1		19.2	24.4	0	8	7	1	31.9	45.2	10.4
44 Bronchitis, emphysema and asthma (466, 480-493)				0	0	0	2	2		8.0	12.9	0
45 Other diseases of the respiratory system (460-465, 500-519)	1	1		19.2	24.4	0				0	0	0
46 Peptic ulcer (531-533)				0	0	0	1	1		4.0	6.5	0
47 Appendicitis (540-543)				0	0	0	1	1		4.0	6.5	0
48 Intestinal obstruction and hernia (550-553, 560)				0	0	0	1		1	4.0	0	10.4
49 Gastritis, duodenitis, enteritis & colitis (535, 561, 563)				0	0	0				0	0	0
50 Cirrhosis of liver (571)	2	2		38.5	48.8	0				0	0	0
51 Nephritis and nephrosis (580-584)				0	0	0	2		2	8.0	0	20.8
52 Hyperplasia of prostate (600)				0	0	0	2	2		8.0	12.9	0
53 Complications of pregnancy, childbirth and the puerperium (630-678)				0	0	0				0	0	0
54 Congenital anomalies (740-759)				0	0	0	1	1		4.0	6.5	0
55 Birth injuries, difficult labor and other anoxic and hypoxic conditions (764-768, 772, 776)				0	0	0	7	2	5	27.9	12.9	52.1
56 Other causes of neonatal mortality (760-763, 769-771, 773-775, 777-779)				0	0	0	4	1	3	15.9	6.5	31.3
57 Symptoms and ill-defined conditions (780-796)	1	1		19.2	24.4	0	1	1		4.0	6.5	0
58 All other diseases (residual)	3	3		57.7	73.2	0	5	5		19.9	32.3	0
59 Motor vehicle accidents (E810-E823)	2	2		38.5	48.8	0	7	6	1	27.9	38.7	10.4
60 All other accidents (E800-E807, E825-E949)	2	1	1	38.5	24.4	90.9	3	1	2	12.0	6.5	20.8
61 Suicides (E950-E959)	1	1		19.2	24.4	0	1	1		4.0	6.5	0
62 Homicides (E960-E-969)				0	0	0	2	2		8.0	12.9	0
63 Legal intervention (E970-E978)				0	0	0				0	0	0
64 All other external injuries (E980-E999)				0	0	0				0	0	0

TABLE XIII VITAL STATISTICS, BY COUNTY, BY RACE, GEORGIA, 1968

ITEM	HOUSTON						IRWIN					
	Number			Rate or Ratio*			Number			Rate or Ratio*		
	Total	White	Non-White	Total	White	Non-White	Total	White	Non-White	Total	White	Non-White
1 Estimated population as of July 1,	51,100	40,200	10,900				8,300	5,400	2,900			
LIVE BIRTHS												
2 Total	1,279	1,003	276	25.0	25.0	25.3	136	63	73	16.4	11.7	25.2
3 Delivered in hospital	1,204	1,000	204	94.1%	99.7%	73.9%	106	63	43	77.9%	100.0%	58.9%
4 Delivered in home by physician	20	1	19	1.6%	0.1%	6.9%	1	-	1	0.7%	0%	1.4%
5 Delivered by midwife	55	2	53	4.3%	0.2%	19.2%	29	-	29	21.3%	0%	39.7%
6 Other deliveries	-	-	-	0%	0%	0%	-	-	-	0%	0%	0%
7 Immature births	85	55	30	66.5	54.8	108.7	11	3	8	80.9	47.6	109.6
8 Live births to unwed mothers	82	22	60	64.1	21.9	217.4	29	1	28	213.2	15.9	383.6
FETAL DEATHS												
9 Total	29	18	11	22.7	17.9	39.9	6	3	3	44.1	47.6	41.1
10 Under 20 weeks gestation	3	2	1	2.3	2.0	3.6	2	1	1	14.7	15.9	13.7
11 20-27 weeks gestation	5	2	3	3.9	2.0	10.9	2	2	1	14.7	31.7	0
12 28 weeks and more	18	11	7	14.1	11.0	25.4	2	-	2	14.7	0	27.4
13 Unknown length of gestation	3	3	-	2.3	3.0	0	-	-	-	0	0	0
DEATHS												
14 Total, all ages	300	224	76	587.1	557.2	697.2	102	72	30	1228.9	1333.3	1034.5
15 Under 1 year	26	9	9	20.3	16.9	32.6	2	1	1	14.7	15.9	13.7
16 Under 28 days	20	13	7	15.6	13.0	25.4	2	1	1	14.7	15.9	13.7
17 Deaths from immaturity	5	-	5	3.9	0	18.1	-	-	-	0	0	0
18 1-4 years **	4	3	1	-	-	-	2	1	1	-	-	-
19 Maternal deaths	-	-	-	0	0	0	-	-	-	0	0	0
CAUSE OF DEATH												
20 Dysentery (004,006,007,009)	1	-	1	2.0	0	9.2	-	-	-	0	0	0
21 Tuberculosis, all forms (010-019)	1	-	1	2.0	0	9.2	-	-	-	0	0	0
22 Meningococcal Infections (036)	-	-	-	0	0	0	-	-	-	0	0	0
23 Acute Infectious encephalitis (062-065)	1	1	-	2.0	2.5	0	-	-	-	0	0	0
24 Infectious Hepatitis (070)	-	-	-	0	0	0	-	-	-	0	0	0
25 Typhus and other rickettsioses (080-083)	-	-	-	0	0	0	-	-	-	0	0	0
26 Venereal disease (090-099)	-	-	-	0	0	0	1	-	1	12.0	0	34.5
27 All other diseases classified as Infective and parasitic (000-003, 005, 008, 020-035, 037-061, 066-069, 071-079, 084-089, 100-136)	2	2	-	3.9	5.0	0	2	1	1	24.1	18.5	34.5
28 Malignant neoplasms, including neoplasms of lymphatic and haematopoietic tissues (140-209)	40	29	11	78.3	72.1	100.9	10	7	3	120.5	129.6	103.4
29 Benign neoplasms and neoplasms of unspecified nature (210-239)	1	1	-	2.0	2.5	0	-	-	-	0	0	0
30 Diabetes Mellitus (250)	5	3	2	9.8	7.5	18.3	3	2	1	36.1	37.0	34.5
31 Avitaminoses & other nutritional deficiency (260-269)	-	-	-	0	0	0	-	-	-	0	0	0
32 Anemias (280-285)	-	-	-	0	0	0	-	-	-	0	0	0
33 Nonmeningococcal meningitis (320)	-	-	-	0	0	0	-	-	-	0	0	0
34 Active rheumatic fever (390-392)	-	-	-	0	0	0	-	-	-	0	0	0
35 Chronic rheumatic heart disease (393-398)	-	-	-	0	0	0	1	-	1	12.0	0	34.5
36 Hypertensive disease (400-404)	5	1	4	9.8	2.5	36.7	-	-	-	0	0	0
37 Ischaemic heart disease (410-414)	82	65	17	160.5	161.7	156.0	27	18	9	325.3	333.3	310.3
38 Other forms of heart disease (420-429)	8	3	5	15.7	7.5	45.9	-	-	-	0	0	0
39 Cerebrovascular disease (430-438)	37	26	11	72.4	64.7	100.9	22	17	5	265.1	314.8	172.4
40 General arteriosclerosis (440)	2	2	-	3.9	5.0	0	2	2	-	24.1	37.0	0
41 Other diseases of arteries, arterioles, & capillaries (441-448)	5	4	1	9.8	10.0	9.2	1	-	1	12.0	0	34.5
42 Influenza (470-474)	1	-	1	2.0	0	9.2	4	3	1	48.2	55.6	34.5
43 Pneumonia (480-486)	6	5	1	11.7	12.4	9.2	3	1	2	36.1	18.5	69.0
44 Bronchitis, emphysema and asthma (466, 490-493)	13	12	1	25.4	29.9	9.2	2	2	-	24.1	37.0	0
45 Other diseases of the respiratory system (460-465, 500-519)	2	2	-	3.9	5.0	0	2	1	1	24.1	18.5	34.5
46 Peptic ulcer (531-533)	-	-	-	0	0	0	1	1	-	12.0	18.5	0
47 Appendicitis (540-543)	-	-	-	0	0	0	-	-	-	0	0	0
48 Intestinal obstruction and hernia (550-553, 560)	-	-	-	0	0	0	1	1	-	12.0	18.5	0
49 Gastritis, duodenitis, enteritis & colitis (535, 561, 563)	-	-	-	0	0	0	-	-	-	0	0	0
50 Cirrhosis of liver (571)	3	3	-	5.9	7.5	0	2	2	-	24.1	37.0	0
51 Nephritis and nephrosis (580-584)	2	-	2	3.9	0	18.3	-	-	-	0	0	0
52 Hyperplasia of prostate (600)	1	1	-	2.0	2.5	0	-	-	-	0	0	0
53 Complications of pregnancy, childbirth and the puerperium (630-678)	-	-	-	0	0	0	-	-	-	0	0	0
54 Congenital anomalies (740-759)	3	2	1	5.9	5.0	9.2	1	1	-	12.0	18.5	0
55 Birth injuries, difficult labor and other anoxic and hypoxic conditions (764-768, 772, 776)	12	11	1	23.5	27.4	9.2	-	-	-	0	0	0
56 Other causes of neonatal mortality (760-763, 769-771, 773-775, 777-779)	6	1	5	11.7	2.5	45.9	-	-	-	0	0	0
57 Symptoms and ill-defined conditions (780-796)	2	2	-	3.9	5.0	0	-	-	-	0	0	0
58 All other diseases (residual)	16	12	4	31.3	29.9	36.7	3	3	-	36.1	55.6	0
59 Motor vehicle accidents (E810-E823)	19	17	2	37.2	42.3	18.3	9	7	2	108.4	129.6	69.0
60 All other accidents (E800-E807, E825-E949)	11	9	2	21.5	22.4	18.3	3	2	1	36.1	37.0	34.5
61 Suicides (E950-E959)	9	9	-	17.6	22.4	0	-	-	-	0	0	0
62 Homicides (E960-E969)	4	1	3	7.8	2.5	27.5	1	-	1	12.0	0	34.5
63 Legal intervention (E970-E978)	-	-	-	0	0	0	-	-	-	0	0	0
64 All other external injuries (E980-E999)	-	-	-	0	0	0	1	1	-	12.0	18.5	0

TABLE XIII VITAL STATISTICS, BY COUNTY, BY RACE, GEORGIA, 1968

ITEM	JACKSON						JASPER 77					
	Number			Rate or Ratio*			Number			Rate or Ratio*		
	Total	White	Non-White	Total	White	Non-White	Total	White	Non-White	Total	White	Non-White
1 Estimated population as of July 1,	20,600	18,200	2,400				5,900	2,900	3,000			
LIVE BIRTHS												
2 Total	378	321	57	18.3	17.5	23.8	82	30	52	13.9	10.3	17.3
3 Delivered in hospital	371	318	53	98.1%	99.1%	93.0%	61	30	31	74.4%	100.0%	59.6%
4 Delivered in home by physician	-	-	-	0%	0%	0%	1	-	1	1.2%	0%	1.9%
5 Delivered by midwife	7	3	4	1.9%	0.9%	7.0%	20	-	20	24.4%	0%	38.5%
6 Other deliveries	-	-	-	0%	0%	0%	-	-	-	0%	0%	0%
7 Immature births	31	25	6	82.0	77.9	105.3	7	1	6	85.4	33.3	115.4
8 Live births to unwed mothers	16	5	11	42.3	15.6	193.0	17	-	17	207.3	0	326.9
FETAL DEATHS												
9 Total	4	2	2	10.6	6.2	35.1	1	-	1	12.2	0	19.2
10 Under 20 weeks gestation	2	1	1	5.3	3.1	17.5	-	-	-	0	0	0
11 20-27 weeks gestation	1	-	1	2.6	0	17.5	1	-	1	12.2	0	19.2
12 28 weeks and more	1	1	-	2.6	3.1	0	-	-	-	0	0	0
13 Unknown length of gestation	-	-	-	0	0	0	-	-	-	0	0	0
DEATHS												
14 Total, all ages	209	183	26	1014.6	1005.5	1083.3	81	49	32	1372.9	1689.7	1066.7
15 Under 1 year	12	10	2	31.7	31.2	35.1	1	-	1	12.2	0	19.2
16 Under 28 days	9	8	1	23.8	24.9	17.5	1	-	1	12.2	0	19.2
17 Deaths from immaturity	1	1	-	2.6	3.1	0	-	-	-	0	0	0
18 1-4 years **	2	2	-	-	-	-	3	2	1	0	0	0
19 Maternal deaths	-	-	-	0	0	0	-	-	-	0	0	0
CAUSE OF DEATH												
20 Dysentery (004,006,007,009)	1	1	-	4.9	5.5	0	-	-	-	0	0	0
21 Tuberculosis, all forms (010-019)	-	-	-	0	0	0	-	-	-	0	0	0
22 Meningococcal Infections (036)	-	-	-	0	0	0	1	1	-	16.9	34.5	0
23 Acute Infectious encephalitis (062-065)	-	-	-	0	0	0	-	-	-	0	0	0
24 Infectious Hepatitis (070)	-	-	-	0	0	0	-	-	-	0	0	0
25 Typhus and other rickettsioses (080-083)	-	-	-	0	0	0	-	-	-	0	0	0
26 Venereal disease (090-099)	-	-	-	0	0	0	-	-	-	0	0	0
27 All other diseases classified as Infective and parasitic (100-003, 005, 008, 020-025, 037-061, 066-069, 071-075, 084-089, 100-136)	2	1	1	9.7	5.5	41.7	-	-	-	0	0	0
28 Malignant neoplasms, including neoplasms of lymphatic and haematopoietic tissues (140-209)	27	24	3	131.1	131.9	125.0	11	9	2	185.4	310.3	66.7
29 Benign neoplasms and neoplasms of unspecified nature (210-239)	-	-	-	0	0	0	1	1	-	16.9	34.5	0
30 Diabetes Mellitus (250)	-	-	-	0	0	0	-	-	-	0	0	0
31 Avitaminoses & other nutritional deficiency (250-260)	1	-	1	4.9	0	41.7	-	-	-	0	0	0
32 Anemia (280-285)	-	-	-	0	0	0	-	-	-	0	0	0
33 Nonmeningococcal meningitis (320)	-	-	-	0	0	0	-	-	-	0	0	0
34 Active rheumatic fever (390-392)	-	-	-	0	0	0	-	-	-	0	0	0
35 Chronic rheumatic heart disease (393-398)	-	-	-	0	0	0	-	-	-	0	0	0
36 Hypertensive disease (400-404)	3	3	-	14.6	16.5	0	3	-	3	50.8	0	100.0
37 Ischaemic heart disease (410-414)	74	66	8	359.2	362.6	333.3	25	15	10	423.7	517.2	333.3
38 Other forms of heart disease (420-429)	5	4	1	24.3	22.0	41.7	-	-	-	0	0	0
39 Cerebrovascular disease (430-438)	28	22	6	135.9	120.9	250.0	20	13	7	339.0	448.3	233.3
40 General arteriosclerosis (440)	6	6	-	29.1	33.0	0	2	2	-	33.9	69.0	0
41 Other diseases of arteries, arterioles, & capillaries (441-448)	3	3	-	14.6	16.5	0	-	-	-	0	0	0
42 Influenza (470-474)	2	1	1	9.7	5.5	41.7	1	-	1	16.9	0	33.3
43 Pneumonia (480-486)	6	6	-	29.1	33.0	0	5	2	3	84.7	69.0	100.0
44 Bronchitis, emphysema and asthma (466, 490-493)	4	4	-	19.4	22.0	0	2	1	1	33.9	34.5	33.3
45 Other diseases of the respiratory system (460-465, 500-519)	3	3	-	14.6	16.5	0	1	-	1	16.9	0	33.3
46 Peptic ulcer (531-533)	1	-	1	4.9	0	41.7	-	-	-	0	0	0
47 Appendicitis (540-543)	-	-	-	0	0	0	-	-	-	0	0	0
48 Intestinal obstruction and hernia (550-553, 560)	1	1	-	4.9	5.5	0	-	-	-	0	0	0
49 Gastritis, duodenitis, enteritis & colitis (535, 561, 563)	-	-	-	0	0	0	-	-	-	0	0	0
50 Cirrhosis of liver (571)	-	-	-	0	0	0	-	-	-	0	0	0
51 Nephritis and nephrosis (580-584)	1	-	1	4.9	0	41.7	-	-	-	0	0	0
52 Hyperplasia of prostate (600)	2	2	-	9.7	11.0	0	-	-	-	0	0	0
53 Complications of pregnancy, childbirth and the puerperium (630-678)	-	-	-	0	0	0	-	-	-	0	0	0
54 Congenital anomalies (740-759)	3	3	-	14.6	16.5	0	1	1	-	16.9	34.5	0
55 Birth injuries, difficult labor and other anoxic and hypoxic conditions (764-768, 772, 776)	1	1	-	4.9	5.5	0	-	-	-	0	0	0
56 Other causes of neonatal mortality (760-763, 769-771, 773-775, 777-779)	4	4	-	19.4	22.0	0	-	-	-	0	0	0
57 Symptoms and ill-defined conditions (780-796)	1	1	-	4.9	5.5	0	1	-	1	16.9	0	33.3
58 All other diseases (residual)	5	5	-	24.3	27.5	0	2	1	1	33.9	34.5	33.3
59 Motor vehicle accidents (E810-E823)	12	11	1	58.3	60.4	41.7	2	1	1	33.9	34.5	33.3
60 All other accidents (E800-E807, E825-E849)	9	9	2	43.7	38.5	83.3	3	2	1	50.8	69.0	33.3
61 Suicides (E950-E959)	3	3	-	14.6	16.5	0	-	-	-	0	0	0
62 Homicides (E960-E969)	1	1	-	4.9	5.5	0	-	-	-	0	0	0
63 Legal Intervention (E970-E978)	-	-	-	0	0	0	-	-	-	0	0	0
64 All other external Injuries (E980-E999)	-	-	-	0	0	0	-	-	-	0	0	0

TABLE XIII VITAL STATISTICS, BY COUNTY, BY RACE, GEORGIA, 1968

ITEM	JEFF DAVIS						JEFFERSON						
	Number			Rate or Ratio*			Number			Rate or Ratio*			
	Total	White	Non-White	Total	White	Non-White	Total	White	Non-White	Total	White	Non-White	
1 Estimated population as of July 1,	10,100	8,500	1,600				18,900	8,300	10,600				1
LIVE BIRTHS													
2 Total	211	170	41	20.9	20.0	25.6	381	114	267	20.2	13.7	25.2	2
3 Delivered in hospital	200	166	34	94.8%	97.6%	82.9%	271	113	158	71.1%	99.1%	59.2%	3
4 Delivered in home by physician	3	3	-	1.4%	1.8%	0%	6	-	6	1.6%	0%	2.2%	4
5 Delivered by midwife	8	1	7	3.8%	0.6%	17.1%	101	1	100	26.5%	0.9%	37.5%	5
6 Other deliveries	-	-	-	0%	0%	0%	3	-	3	0.8%	0%	1.1%	6
7 Immature births	19	13	6	90.0	76.5	146.3	30	5	25	78.7	43.9	93.6	7
8 Live births to unwed mothers	21	5	16	99.5	29.4	390.2	95	4	91	249.3	35.1	340.8	8
FETAL DEATHS													
9 Total	3	2	1	14.2	11.8	24.4	9	1	8	23.6	8.8	30.0	9
10 Under 20 weeks gestation	-	-	-	0	0	0	1	1	-	2.6	8.8	0	10
11 20-27 weeks gestation	-	-	-	0	0	0	3	-	3	7.9	0	11.2	11
12 28 weeks and more	3	2	1	14.2	11.8	24.4	3	-	3	7.9	0	11.2	12
13 Unknown length of gestation	-	-	-	0	0	0	2	-	2	5.2	0	7.5	13
DEATHS													
14 Total, all ages	105	89	16	1039.6	1047.1	1000.0	220	94	126	1164.0	1132.5	1188.7	14
15 Under 1 year	11	8	3	52.1	47.1	73.2	10	-	10	26.2	0	37.5	15
16 Under 28 days	8	5	3	37.9	29.4	73.2	2	-	2	5.2	0	7.5	16
17 Deaths from immaturity	-	-	-	0	0	0	1	-	1	2.6	0	3.7	17
18 1-4 years **	1	1	-	0	0	0	6	-	6	15.5	0	20.6	18
19 Maternal deaths	-	-	-	0	0	0	1	-	1	26.2	0	37.5	19
CAUSE OF DEATH													
20 Dysentery (004,006,007,009)	1	-	1	9.9	0	62.5	1	-	1	5.3	0	9.4	20
21 Tuberculosis, all forms (010-019)	-	-	-	0	0	0	1	-	1	5.3	0	9.4	21
22 Meningococcal Infections (036)	-	-	-	0	0	0	-	-	-	0	0	0	22
23 Acute Infectious encephalitis (062-065)	-	-	-	0	0	0	-	-	-	0	0	0	23
24 Infectious Hepatitis (070)	-	-	-	0	0	0	-	-	-	0	0	0	24
25 Typhus and other rickettsioses (080-083)	-	-	-	0	0	0	-	-	-	0	0	0	25
26 Venereal disease (090-099)	-	-	-	0	0	0	-	-	-	0	0	0	26
27 All other diseases classified as Infective and parasitic (000-003, 005, 008, 020-025, 037-061, 066-069, 071-079, 084-089, 100-136)	-	-	-	0	0	0	1	-	1	5.3	0	9.4	27
28 Malignant neoplasms, including neoplasms of lymphatic and haematopoietic tissues (140-209)	16	14	2	158.4	164.7	125.0	20	8	12	105.8	96.4	113.2	28
29 Benign neoplasms and neoplasms of unspecified nature (210-239)	-	-	-	0	0	0	1	1	-	5.3	12.0	0	29
30 Diabetes Mellitus (250)	4	4	-	39.6	47.1	0	4	4	-	21.2	48.2	0	30
31 Avitaminoses & other nutritional deficiency (260-269)	-	-	-	0	0	0	-	-	-	0	0	0	31
32 Anemias (280-285)	-	-	-	0	0	0	-	-	-	0	0	0	32
33 Nonmeningococcal meningitis (320)	-	-	-	0	0	0	1	-	1	5.3	0	9.4	33
34 Active rheumatic fever (390-392)	2	2	-	19.8	23.5	0	-	-	-	0	0	0	34
35 Chronic rheumatic heart disease (393-398)	-	-	-	0	0	0	-	-	-	0	0	0	35
36 Hypertensive disease (400-404)	-	-	-	0	0	0	1	1	-	5.3	12.0	0	36
37 Ischaemic heart disease (410-414)	28	20	8	277.2	235.3	500.0	83	39	44	439.2	469.9	415.1	37
38 Other forms of heart disease (420-429)	4	4	-	39.6	47.1	0	5	1	4	26.5	12.0	37.7	38
39 Cerebrovascular disease (430-438)	16	15	1	158.4	176.5	62.5	20	6	14	105.8	72.3	132.1	39
40 General arteriosclerosis (440)	-	-	-	0	0	0	5	4	1	25.5	48.2	9.4	40
41 Other diseases of arteries, arterioles, & capillaries (441-448)	-	-	-	0	0	0	1	1	-	5.3	12.0	0	41
42 Influenza (470-474)	-	-	-	0	0	0	2	-	2	10.6	0	18.9	42
43 Pneumonia (480-486)	7	7	-	69.3	82.4	0	16	5	11	84.7	60.2	103.8	43
44 Bronchitis, emphysema and asthma (466, 490-493)	-	-	-	0	0	0	3	3	-	15.9	36.1	0	44
45 Other diseases of the respiratory system (460-465, 500-519)	-	-	-	0	0	0	-	-	-	0	0	0	45
46 Peptic ulcer (531-533)	1	1	-	9.9	11.8	0	-	-	-	0	0	0	46
47 Appendicitis (540-543)	-	-	-	0	0	0	-	-	-	0	0	0	47
48 Intestinal obstruction and hernia (550-553, 560)	-	-	-	0	0	0	1	1	-	5.3	12.0	0	48
49 Gastritis, duodenitis, enteritis & colitis (535, 561, 563)	1	1	-	9.9	11.8	0	-	-	-	0	0	0	49
50 Cirrhosis of liver (571)	-	-	-	0	0	0	1	1	-	5.3	12.0	0	50
51 Nephritis and nephrosis (580-584)	-	-	-	0	0	0	2	1	1	10.6	12.0	9.4	51
52 Hyperplasia of prostate (600)	-	-	-	0	0	0	2	2	-	10.6	24.1	0	52
53 Complications of pregnancy, childbirth and the puerperium (630-678)	-	-	-	0	0	0	1	-	1	5.3	0	9.4	53
54 Congenital anomalies (740-759)	3	1	2	29.7	11.8	125.0	3	-	3	15.9	0	28.3	54
55 Birth injuries, difficult labor and other anoxic and hypoxic conditions (764-768, 772, 776)	4	4	-	39.6	47.1	0	1	-	1	5.3	0	9.4	55
56 Other causes of neonatal mortality (760-763, 769-771, 773-775, 777-779)	-	-	-	0	0	0	1	-	1	5.3	0	9.4	56
57 Symptoms and ill-defined conditions (780-796)	-	-	-	0	0	0	7	2	5	37.0	24.1	47.2	57
58 All other diseases (residual)	7	7	-	69.3	82.4	0	10	3	7	52.9	36.1	66.0	58
59 Motor vehicle accidents (E810-E823)	3	3	-	29.7	35.3	0	14	6	8	74.1	72.3	75.5	59
60 All other accidents (E800-E807, E825-E949)	7	5	2	69.3	58.8	125.0	10	4	6	52.9	48.2	56.6	60
61 Suicides (E950-E959)	-	-	-	0	0	0	1	1	-	5.3	12.0	0	61
62 Homicides (E960-E-969)	1	1	-	9.9	11.8	0	1	-	1	5.3	0	9.4	62
63 Legal Intervention (E970-E978)	-	-	-	0	0	0	-	-	-	0	0	0	63
64 All other external injuries (E980-E999)	-	-	-	0	0	0	-	-	-	0	0	0	64

TABLE XIII VITAL STATISTICS, BY COUNTY, BY RACE, GEORGIA, 1968

ITEM	JENKINS						JOHNSON						
	Number			Rate or Ratio*			Number			Rate or Ratio*			
	Total	White	Non-White	Total	White	Non-White	Total	White	Non-White	Total	White	Non-White	
1 Estimated population as of July 1,	9,000	4,900	4,100				8,600	5,800	2,800				1
LIVE BIRTHS													
2 Total	155	69	86	17.2	14.1	21.0	150	90	60	17.4	15.5	21.4	2
3 Delivered in hospital	141	68	73	91.0%	98.6%	84.9%	117	90	27	78.0%	100.0%	45.0%	3
4 Delivered in home by physician	2	1	1	1.3%	1.4%	1.2%	-	-	-	0%	0%	0%	4
5 Delivered by midwife	12	-	12	7.7%	0%	14.0%	33	-	33	22.0%	0%	55.0%	5
6 Other deliveries	-	-	-	0%	0%	0%	-	-	-	0%	0%	0%	6
7 Immature births	13	9	4	83.9	130.4	46.5	12	4	8	80.0	44.4	133.3	7
8 Live births to unwed mothers	36	1	35	232.3	14.5	407.0	26	3	23	173.3	33.3	383.3	8
FETAL DEATHS													
9 Total	11	4	7	71.0	58.0	81.4	8	3	5	53.3	33.3	83.3	9
10 Under 20 weeks gestation	8	3	5	51.6	43.5	58.1	3	1	2	20.0	11.1	33.3	10
11 20-27 weeks gestation	1	-	1	6.5	0	11.6	1	-	1	6.7	0	16.7	11
12 28 weeks and more	2	1	1	12.9	14.5	11.6	4	2	2	26.7	22.2	33.3	12
13 Unknown length of gestation	-	-	-	0	0	0	-	-	-	0	0	0	13
DEATHS													
14 Total, all ages	98	59	39	1088.9	1204.1	951.2	73	50	23	848.8	862.1	821.4	14
15 Under 1 year	4	-	4	25.8	0	46.5	4	1	3	26.7	11.1	50.0	15
16 Under 28 days	1	-	1	6.5	0	11.6	2	1	1	13.3	11.1	16.7	16
17 Deaths from immaturity	-	-	-	0	0	0	1	-	1	6.7	0	16.7	17
18 1-4 years **	1	1	-	0	0	0	-	-	-	-	-	-	18
19 Maternal deaths	-	-	-	0	0	0	-	-	-	0	0	0	19
CAUSE OF DEATH													
20 Dysentery (004,006,007,009)	1	-	1	11.1	0	24.4	2	1	1	23.3	17.2	35.7	20
21 Tuberculosis, all forms (010-019)	-	-	-	0	0	0	-	-	-	0	0	0	21
22 Meningococcal infections (036)	-	-	-	0	0	0	-	-	-	0	0	0	22
23 Acute infectious encephalitis (062-065)	-	-	-	0	0	0	-	-	-	0	0	0	23
24 Infectious hepatitis (070)	-	-	-	0	0	0	-	-	-	0	0	0	24
25 Typhus and other rickettsioses (080-083)	-	-	-	0	0	0	-	-	-	0	0	0	25
26 Venereal disease (090-099)	1	-	1	11.1	0	24.4	-	-	-	0	0	0	26
27 All other diseases classified as infective and parasitic (000-003, 005, 008, 020-035, 037-051, 056-069, 071-079, 084-089, 100-136)	1	1	-	11.1	20.4	0	-	-	-	0	0	0	27
28 Malignant neoplasms, including neoplasms of lymphatic and hematopoietic tissues (140-209)	11	9	2	122.2	183.7	48.8	10	7	3	116.3	120.7	107.1	28
29 Benign neoplasms and neoplasms of unspecified nature (210-239)	-	-	-	0	0	0	-	-	-	0	0	0	29
30 Diabetes Mellitus (250)	4	3	1	44.4	61.2	24.4	2	1	1	23.3	17.2	35.7	30
31 Avitaminoses & other nutritional deficiency (260-269)	-	-	-	0	0	0	-	-	-	0	0	0	31
32 Anemias (280-285)	1	1	-	11.1	20.4	0	-	-	-	0	0	0	32
33 Nonmeningococcal meningitis (320)	-	-	-	0	0	0	-	-	-	0	0	0	33
34 Active rheumatic fever (390-392)	-	-	-	0	0	0	-	-	-	0	0	0	34
35 Chronic rheumatic heart disease (393-398)	-	-	-	0	0	0	-	-	-	0	0	0	35
36 Hypertensive disease (400-404)	3	1	2	33.3	20.4	48.8	-	-	-	0	0	0	36
37 Ischaemic heart disease (410-414)	25	19	6	277.8	387.8	146.3	21	16	5	244.2	275.9	178.6	37
38 Other forms of heart disease (420-429)	1	-	1	11.1	0	24.4	4	3	1	46.5	51.7	35.7	38
39 Cardiovascular disease (430-438)	22	10	12	244.4	204.1	292.7	20	12	8	232.6	206.9	285.7	39
40 General arteriosclerosis (440)	-	-	-	0	0	0	1	1	-	11.6	17.2	0	40
41 Other diseases of arteries, arterioles, & capillaries (441-448)	1	1	-	11.1	20.4	0	-	-	-	0	0	0	41
42 Influenza (470-474)	-	-	-	0	0	0	-	-	-	0	0	0	42
43 Pneumonia (480-486)	5	1	4	55.6	20.4	97.6	2	1	1	23.3	17.2	35.7	43
44 Bronchitis, emphysema and asthma (466, 490-493)	2	2	-	22.2	40.8	0	-	-	-	0	0	0	44
45 Other diseases of the respiratory system (450-465, 500-519)	-	-	-	0	0	0	-	-	-	0	0	0	45
46 Peptic ulcer (531-533)	-	-	-	0	0	0	-	-	-	0	0	0	46
47 Appendicitis (540-543)	-	-	-	0	0	0	-	-	-	0	0	0	47
48 Intestinal obstruction and hernia (550-553, 560)	-	-	-	0	0	0	-	-	-	0	0	0	48
49 Gastritis, duodenitis, enteritis & colitis (535, 561, 563)	-	-	-	0	0	0	-	-	-	0	0	0	49
50 Cirrhosis of liver (571)	1	1	-	11.1	20.4	0	-	-	-	0	0	0	50
51 Nephritis and nephrosis (580-584)	2	-	2	22.2	0	48.8	-	-	-	0	0	0	51
52 Hyperplasia of prostate (600)	-	-	-	0	0	0	-	-	-	0	0	0	52
53 Complications of pregnancy, childbirth and the puerperium (630-678)	-	-	-	0	0	0	-	-	-	0	0	0	53
54 Congenital anomalies (740-759)	1	-	1	11.1	0	24.4	1	1	-	11.6	17.2	0	54
55 Birth injuries, difficult labor and other anoxic and hypoxic conditions (764-768, 772, 776)	-	-	-	0	0	0	1	1	-	11.6	17.2	0	55
56 Other causes of neonatal mortality (760-763, 769-771, 773-775, 777-779)	-	-	-	0	0	0	1	-	1	11.6	0	35.7	56
57 Symptoms and ill-defined conditions (780-796)	2	1	1	22.2	20.4	24.4	-	-	-	0	0	0	57
58 All other diseases (residual)	3	2	1	33.3	40.8	24.4	4	3	1	46.5	51.7	35.7	58
59 Motor vehicle accidents (E810-E823)	3	3	-	33.3	61.2	0	1	1	-	11.6	17.2	0	59
60 All other accidents (E800-E807, E825-E949)	4	1	3	44.4	20.4	73.2	2	1	1	23.3	17.2	35.7	60
61 Suicides (E950-E959)	3	2	1	33.3	40.8	24.4	-	-	-	0	0	0	61
62 Homicides (E960-E969)	1	1	-	11.1	20.4	0	1	1	-	11.6	17.2	0	62
63 Legal intervention (E970-E978)	-	-	-	0	0	0	-	-	-	0	0	0	63
64 All other external injuries (E980-E999)	-	-	-	0	0	0	-	-	-	0	0	0	64

TABLE XIII VITAL STATISTICS, BY COUNTY, BY RACE, GEORGIA, 1968

ITEM	JONES						LAMAR						
	Number			Rate or Ratio*			Number			Rate or Ratio*			
	Total	White	Non-White	Total	White	Non-White	Total	White	Non-White	Total	White	Non-White	
1 Estimated population as of July 1,	11,600	6,600	5,000				11,000	7,000	4,000				1
LIVE BIRTHS													
2 Total	176	111	65	15.2	16.8	13.0	166	67	99	15.1	9.6	24.8	2
3 Delivered in hospital	172	111	61	97.7%	100.0%	93.8%	98	67	31	59.0%	100.0%	31.3%	3
4 Delivered in home by physician	-	-	-	0%	0%	0%	2	-	2	1.2%	0%	2.0%	4
5 Delivered by midwife	4	-	4	2.3%	0%	6.2%	66	-	66	39.8%	0%	66.7%	5
6 Other deliveries	-	-	-	0%	0%	0%	-	-	-	0%	0%	0%	6
7 Immature births	18	10	8	102.3	90.1	123.1	37	10	27	222.9	149.3	272.7	7
8 Live births to unwed mothers	16	-	16	90.9	0	246.2	30	2	28	180.7	29.9	282.8	8
FETAL DEATHS													
9 Total	6	1	5	34.1	9.0	76.9	9	7	2	54.2	104.5	20.2	9
10 Under 20 weeks gestation	-	-	-	0	0	0	3	3	-	18.1	44.8	0	10
11 20-27 weeks gestation	4	1	3	22.7	9.0	46.2	-	-	-	0	0	0	11
12 28 weeks and more	2	-	2	11.4	0	30.8	3	2	1	18.1	29.9	10.1	12
13 Unknown length of gestation	-	-	-	0	0	0	3	2	1	18.1	29.9	10.1	13
DEATHS													
14 Total, all ages	93	55	38	801.7	833.3	760.0	123	81	42	1118.2	1157.1	1050.0	14
15 Under 1 year	2	1	1	11.4	9.0	15.4	6	3	3	36.1	44.8	30.3	15
16 Under 28 days	1	1	-	5.7	9.0	0	3	2	1	18.1	29.9	10.1	16
17 Deaths from immaturity	-	-	-	0	0	0	-	-	-	0	0	0	17
18 1-4 years **	3	2	1	-	-	-	3	1	2	-	-	-	18
19 Maternal deaths	-	-	-	0	0	0	-	-	-	0	0	0	19
CAUSE OF DEATH													
20 Dysentery (004,006,007,009)	-	-	-	0	0	0	1	-	1	9.1	0	25.0	20
21 Tuberculosis, all forms (010-019)	1	1	-	8.6	15.2	0	-	-	-	0	0	0	21
22 Meningococcal infections (036)	1	-	1	8.6	0	20.0	-	-	-	0	0	0	22
23 Acute infectious encephalitis (062-065)	-	-	-	0	0	0	-	-	-	0	0	0	23
24 Infectious hepatitis (070)	-	-	-	0	0	0	-	-	-	0	0	0	24
25 Typhus and other rickettsioses (080-083)	-	-	-	0	0	0	-	-	-	0	0	0	25
26 Venereal disease (090-099)	-	-	-	0	0	0	-	-	-	0	0	0	26
27 All other diseases classified as infective and parasitic (000-003, 005, 008, 020-035, 037-061, 066-069, 071-079, 084-089, 100-136)	-	-	-	0	0	0	1	1	-	9.1	14.3	0	27
28 Malignant neoplasms, including neoplasms of lymphatic and haematopoietic tissues (140-209)	12	11	1	103.4	166.7	20.0	18	12	6	163.6	171.4	150.0	28
29 Benign neoplasms and neoplasms of unspecified nature (210-239)	1	-	1	8.6	0	20.0	2	2	-	18.2	28.6	0	29
30 Diabetes Mellitus (250)	1	-	1	8.6	0	20.0	3	1	2	27.3	14.3	50.0	30
31 Avitaminoses & other nutritional deficiency (260-269)	-	-	-	0	0	0	1	1	-	9.1	14.3	0	31
32 Anemias (280-285)	-	-	-	0	0	0	1	-	1	9.1	0	25.0	32
33 Nonmeningococcal meningitis (320)	-	-	-	0	0	0	-	-	-	0	0	0	33
34 Active rheumatic fever (390-392)	-	-	-	0	0	0	-	-	-	0	0	0	34
35 Chronic rheumatic heart disease (393-398)	2	1	1	17.2	15.2	20.0	2	1	1	18.2	14.3	25.0	35
36 Hypertensive disease (400-404)	1	-	1	8.6	0	20.0	-	-	-	0	0	0	36
37 Ischaemic heart disease (410-414)	25	16	9	215.5	242.4	180.0	36	29	7	327.3	414.3	175.0	37
38 Other forms of heart disease (420-429)	10	4	6	86.2	60.6	120.0	3	2	1	27.3	28.6	25.0	38
39 Cerebrovascular disease (430-438)	17	7	10	146.6	106.1	200.0	21	10	11	190.9	142.9	275.0	39
40 General arteriosclerosis (440)	-	-	-	0	0	0	3	3	-	27.3	42.9	0	40
41 Other diseases of arteries, arterioles, & capillaries (441-449)	-	-	-	0	0	0	1	-	1	9.1	0	25.0	41
42 Influenza (470-474)	-	-	-	0	0	0	1	1	-	9.1	14.3	0	42
43 Pneumonia (480-486)	-	-	-	0	0	0	7	2	5	63.6	28.6	125.0	43
44 Bronchitis, emphysema and asthma (466, 490-493)	-	-	-	0	0	0	2	2	-	18.2	28.6	0	44
45 Other diseases of the respiratory system (460-465, 500-519)	-	-	-	0	0	0	-	-	-	0	0	0	45
46 Peptic ulcer (531-533)	-	-	-	0	0	0	-	-	-	0	0	0	46
47 Appendicitis (540-543)	1	1	-	8.6	15.2	0	-	-	-	0	0	0	47
48 Intestinal obstruction and hernia (550-553, 560)	1	-	1	8.6	0	20.0	1	1	-	9.1	14.3	0	48
49 Gastritis, duodenitis, enteritis & colitis (535, 561, 563)	-	-	-	0	0	0	-	-	-	0	0	0	49
50 Cirrhosis of liver (571)	-	-	-	0	0	0	-	-	-	0	0	0	50
51 Nephritis and nephrosis (580-584)	2	1	1	17.2	15.2	20.0	1	1	-	9.1	14.3	0	51
52 Hyperplasia of prostate (600)	-	-	-	0	0	0	-	-	-	0	0	0	52
53 Complications of pregnancy, childbirth and the puerperium (630-678)	-	-	-	0	0	0	-	-	-	0	0	0	53
54 Congenital anomalies (740-759)	-	-	-	0	0	0	-	-	-	0	0	0	54
55 Birth injuries, difficult labor and other anoxic and hypoxic conditions (764-768, 772, 776)	1	1	-	8.6	15.2	0	2	1	1	18.2	14.3	25.0	55
56 Other causes of neonatal mortality (760-763, 769-771, 773-775, 777-779)	-	-	-	0	0	0	-	-	-	0	0	0	56
57 Symptoms and ill-defined conditions (780-796)	1	-	1	8.6	0	20.0	-	-	-	0	0	0	57
58 All other diseases (residual)	2	1	1	17.2	15.2	20.0	4	3	1	36.4	42.9	25.0	58
59 Motor vehicle accidents (E810-E823)	9	8	1	77.6	121.2	20.0	5	3	2	45.5	42.9	50.0	59
60 All other accidents (E800-E807, E825-E949)	1	-	1	8.6	0	20.0	2	1	1	18.2	14.3	25.0	60
61 Suicides (E950-E959)	2	2	-	17.2	30.3	0	3	3	-	27.3	42.9	0	61
62 Homicides (E960-E969)	2	1	1	17.2	15.2	20.0	2	1	1	18.2	14.3	25.0	62
63 Legal intervention (E970-E978)	-	-	-	0	0	0	-	-	-	0	0	0	63
64 All other external injuries (E980-E999)	-	-	-	0	0	0	-	-	-	0	0	0	64

TABLE XIII VITAL STATISTICS, BY COUNTY, BY RACE, GEORGIA, 1968

ITEM	LANIER						LAURENS						
	Number			Rate or Ratio*			Number			Rate or Ratio*			
	Total	White	Non-White	Total	White	Non-White	Total	White	Non-White	Total	White	Non-White	
1 Estimated population as of July 1.	4,800	3,300	1,500				33,000	21,400	11,600				1
LIVE BIRTHS													
2 Total	94	66	28	19.6	20.0	18.7	604	332	272	18.3	15.5	23.4	2
3 Delivered in hospital	94	66	28	100.0%	100.0%	100.0%	537	331	206	88.9%	99.7%	75.7%	3
4 Delivered in home by physician	-	-	-	0%	0%	0%	2	-	2	0.3%	0%	0.7%	4
5 Delivered by midwife	-	-	-	0%	0%	0%	61	1	60	10.1%	0.3%	22.1%	5
6 Other deliveries	-	-	-	0%	0%	0%	4	-	4	0.7%	0%	1.5%	6
7 Immature births	9	4	5	95.7	60.6	178.6	73	32	41	120.9	96.4	150.7	7
8 Live births to unwed mothers	4	-	4	42.6	0	142.9	72	6	66	119.2	18.1	242.6	8
FETAL DEATHS													
9 Total	1	-	1	10.6	0	35.7	12	2	10	19.9	6.0	36.8	9
10 Under 20 weeks gestation	-	-	-	0	0	0	-	-	-	0	0	0	10
11 20-27 weeks gestation	1	-	1	10.6	0	35.7	-	-	-	0	0	0	11
12 28 weeks and more	-	-	-	0	0	0	5	1	4	8.3	3.0	14.7	12
13 Unknown length of gestation	-	-	-	0	0	0	7	1	6	11.6	3.0	22.1	13
DEATHS													
14 Total, all ages	54	41	13	1125.0	1242.4	866.7	355	218	137	1075.8	1018.7	1181.0	14
15 Under 1 year	1	1	-	10.6	15.2	0	25	9	16	41.4	27.1	58.8	15
16 Under 28 days	1	1	-	10.6	15.2	0	14	9	5	23.2	27.1	18.4	16
17 Deaths from immaturity	-	-	-	0	0	0	3	3	-	5.0	9.0	0	17
18 1-4 years **	-	-	-	-	-	-	6	1	5	-	-	-	18
19 Maternal deaths	1	1	-	106.4	151.5	0	1	1	-	16.6	30.1	0	19
CAUSE OF DEATH													
20 Dysentery (004,006,007,009)	-	-	-	0	0	0	1	-	1	3.0	0	8.6	20
21 Tuberculosis, all forms (010-019)	-	-	-	0	0	0	-	-	-	0	0	0	21
22 Meningococcal infections (036)	-	-	-	0	0	0	1	1	-	3.0	4.7	0	22
23 Acute infectious encephalitis (062-065)	-	-	-	0	0	0	-	-	-	0	0	0	23
24 Infectious hepatitis (070)	-	-	-	0	0	0	1	1	-	3.0	4.7	0	24
25 Typhus and other rickettsioses (080-083)	-	-	-	0	0	0	-	-	-	0	0	0	25
26 Venereal disease (090-099)	-	-	-	0	0	0	-	-	-	0	0	0	26
27 All other diseases classified as infective and parasitic (000-003, 005, 008, 020-035, 037-061, 066-069, 071-079, 084-089, 100-136)	-	-	-	0	0	0	-	-	-	0	0	0	27
28 Malignant neoplasms, including neoplasms of lymphatic and hematopoietic tissues (140-209)	4	3	1	83.3	90.9	66.7	41	31	10	124.2	144.9	86.2	28
29 Benign neoplasms and neoplasms of unspecified nature (210-239)	-	-	-	0	0	0	1	-	1	3.0	0	8.6	29
30 Diabetes mellitus (250)	-	-	-	0	0	0	12	7	5	36.4	32.7	43.1	30
31 Avitaminoses & other nutritional deficiency (260-269)	-	-	-	0	0	0	-	-	-	0	0	0	31
32 Anemias (280-285)	-	-	-	0	0	0	2	-	2	6.1	0	17.2	32
33 Nonmeningococcal meningitis (320)	-	-	-	0	0	0	1	-	1	3.0	0	8.6	33
34 Active rheumatic fever (390-392)	-	-	-	0	0	0	-	-	-	0	0	0	34
35 Chronic rheumatic heart disease (393-398)	-	-	-	0	0	0	2	1	1	6.1	4.7	8.6	35
36 Hypertensive disease (400-404)	-	-	-	0	0	0	4	3	1	12.1	14.0	8.6	36
37 Ischaemic heart disease (410-414)	21	16	5	437.5	484.8	333.3	115	71	44	348.5	331.8	379.3	37
38 Other forms of heart disease (420-429)	-	-	-	0	0	0	8	6	2	24.2	28.0	17.2	38
39 Cardiovascular disease (430-438)	4	2	2	83.3	60.6	133.3	44	21	23	133.3	98.1	198.3	39
40 General arteriosclerosis (440)	1	1	-	20.8	30.3	0	3	3	-	9.1	14.0	0	40
41 Other diseases of arteries, arterioles, & capillaries (441-448)	2	1	1	41.7	30.3	66.7	4	3	1	12.1	14.0	8.6	41
42 Influenza (470-474)	1	1	-	20.8	30.3	0	3	2	1	9.1	9.3	8.6	42
43 Pneumonia (480-486)	5	2	3	104.2	60.6	200.0	25	9	16	75.8	42.1	137.9	43
44 Bronchitis, emphysema and asthma (466, 490-493)	-	-	-	0	0	0	5	5	-	15.2	23.4	0	44
45 Other diseases of the respiratory system (460-465, 500-519)	-	-	-	0	0	0	4	4	-	12.1	18.7	0	45
46 Peptic ulcer (531-533)	1	1	-	20.8	30.3	0	3	1	2	9.1	4.7	17.2	46
47 Appendicitis (540-543)	-	-	-	0	0	0	1	1	-	3.0	4.7	0	47
48 Intestinal obstruction and hernia (550-553, 560)	-	-	-	0	0	0	-	-	-	0	0	0	48
49 Gastritis, duodenitis, enteritis & colitis (535, 561, 563)	-	-	-	0	0	0	-	-	-	0	0	0	49
50 Cirrhosis of liver (571)	-	-	-	0	0	0	2	2	-	6.1	9.3	0	50
51 Nephritis and nephrosis (580-584)	-	-	-	0	0	0	2	1	1	6.1	4.7	8.6	51
52 Hyperplasia of prostate (600)	-	-	-	0	0	0	1	1	-	3.0	4.7	0	52
53 Complications of pregnancy, childbirth and the puerperium (630-678)	1	1	-	20.8	30.3	0	1	1	-	3.0	4.7	0	53
54 Congenital anomalies (740-759)	-	-	-	0	0	0	3	2	1	9.1	9.3	8.6	54
55 Birth injuries, difficult labor and other anoxic and hypoxic conditions (764-768, 772, 776)	1	1	-	20.8	30.3	0	3	2	1	9.1	9.3	8.6	55
56 Other causes of neonatal mortality (760-763, 769-771, 773-775, 777-779)	-	-	-	0	0	0	5	5	-	15.2	23.4	0	56
57 Symptoms and ill-defined conditions (780-796)	-	-	-	0	0	0	3	2	1	9.1	9.3	8.6	57
58 All other diseases (residual)	6	5	1	125.0	151.5	66.7	20	17	3	60.6	79.4	25.9	58
59 Motor vehicle accidents (E810-E823)	5	5	-	104.2	151.5	0	12	9	3	36.4	42.1	25.9	59
60 All other accidents (E800-E807, E825-E949)	2	2	-	41.7	60.6	0	11	2	9	33.3	9.3	77.6	60
61 Suicides (E950-E959)	-	-	-	0	0	0	3	2	1	9.1	9.3	8.6	61
62 Homicides (E960-E969)	-	-	-	0	0	0	8	2	6	24.2	9.3	51.7	62
63 Legal intervention (E970-E978)	-	-	-	0	0	0	-	-	-	0	0	0	63
64 All other external injuries (E980-E999)	-	-	-	0	0	0	-	-	-	0	0	0	64

TABLE XIII VITAL STATISTICS, BY COUNTY, BY RACE, GEORGIA, 1968

ITEM	LEE						LIBERTY					
	Number			Rate or Ratio*			Number			Rate or Ratio*		
	Total	White	Non-White	Total	White	Non-White	Total	White	Non-White	Total	White	Non-White
1 Estimated population as of July 1,	6,800	3,000	3,800				9,700	4,400	5,300			
LIVE BIRTHS												
2 Total	139	70	69	20.4	23.3	18.2	398	248	150	41.0	56.4	28.3
3 Delivered in hospital	110	70	40	79.1%	100.0%	58.0%	386	248	138	97.0%	100.0%	92.0%
4 Delivered in home by physician	1	-	1	0.7%	0%	1.4%	1	-	1	0.3%	0%	0.7%
5 Delivered by midwife	28	-	28	20.1%	0%	40.6%	11	-	11	2.8%	0%	7.3%
6 Other deliveries	-	-	-	0%	0%	0%	-	-	-	0%	0%	0%
7 Immature births	11	5	6	79.1	71.4	87.0	43	12	31	108.0	48.4	206.7
8 Live births to unwed mothers	18	4	14	129.5	57.1	202.9	39	3	36	98.0	12.1	240.0
FETAL DEATHS												
9 Total	5	2	3	36.0	28.6	43.5	26	21	5	65.3	84.7	33.3
10 Under 20 weeks gestation	1	-	1	7.2	0	14.5	21	20	1	52.8	80.6	6.7
11 20-27 weeks gestation	1	-	1	7.2	0	14.5	2	1	1	5.0	4.0	6.7
12 28 weeks and more	3	2	1	21.6	28.6	14.5	2	-	2	5.0	0	13.3
13 Unknown length of gestation	-	-	-	0	0	0	1	-	1	2.5	0	6.7
DEATHS												
14 Total, all ages	61	23	38	897.1	766.7	1000.0	109	38	71	1123.7	863.6	1339.6
15 Under 1 year	5	1	4	36.0	14.3	58.0	11	3	8	27.6	12.1	53.3
16 Under 28 days	2	1	1	14.4	14.3	14.5	7	2	5	17.6	8.1	33.3
17 Deaths from immaturity	-	-	-	0	0	0	2	-	2	5.0	0	13.3
18 1-4 years **	4	-	4	-	-	-	4	-	4	-	-	-
19 Maternal deaths	-	-	-	0	0	0	-	-	-	0	0	0
CAUSE OF DEATH												
20 Dysentery (004,006,007,009)	1	-	1	14.7	0	26.3	-	-	-	0	0	0
21 Tuberculosis, all forms (010-019)	1	-	1	14.7	0	26.3	-	-	-	0	0	0
22 Meningococcal Infections (036)	-	-	-	0	0	0	1	-	1	10.3	0	18.9
23 Acute Infectious encephalitis (062-065)	-	-	-	0	0	0	-	-	-	0	0	0
24 Infectious Hepatitis (070)	-	-	-	0	0	0	-	-	-	0	0	0
25 Typhus and other rickettsioses (080-083)	-	-	-	0	0	0	-	-	-	0	0	0
26 Venereal disease (090-099)	-	-	-	0	0	0	-	-	-	0	0	0
27 All other diseases classified as Infective and parasitic (000-003, 005, 008, 020-035, 037-061, 066-069, 071-079, 084-089, 100-136)	1	1	-	14.7	33.3	0	1	-	1	10.3	0	18.9
28 Malignant neoplasms, including neoplasms of lymphatic and hematopoietic tissues (140-209)	9	2	7	132.4	66.7	184.2	11	5	6	113.4	113.6	113.2
29 Benign neoplasms and neoplasms of unspecified nature (210-239)	-	-	-	0	0	0	-	-	-	0	0	0
30 Diabetes Mellitus (250)	-	-	-	0	0	0	-	-	-	0	0	0
31 Avitaminoses & other nutritional deficiency (260-269)	-	-	-	0	0	0	-	-	-	0	0	0
32 Anemias (280-285)	-	-	-	0	0	0	1	-	1	10.3	0	18.9
33 Nonmeningococcal meningitis (320)	-	-	-	0	0	0	-	-	-	0	0	0
34 Acute rheumatic fever (390-392)	-	-	-	0	0	0	-	-	-	0	0	0
35 Chronic rheumatic heart disease (393-398)	-	-	-	0	0	0	-	-	-	0	0	0
36 Hypertensive disease (400-404)	-	-	-	0	0	0	-	-	-	0	0	0
37 Ischaemic heart disease (410-414)	19	10	9	279.4	333.3	236.8	30	9	21	309.3	204.5	396.2
38 Other forms of heart disease (420-429)	-	-	-	0	0	0	-	-	-	0	0	0
39 Cerebrovascular disease (430-438)	7	2	5	102.9	66.7	131.6	18	6	12	185.6	136.4	226.4
40 General arteriosclerosis (440)	-	-	-	0	0	0	-	-	-	0	0	0
41 Other diseases of arteries, arterioles, & capillaries (441-448)	-	-	-	0	0	0	1	-	1	10.3	0	18.9
42 Influenza (470-474)	-	-	-	0	0	0	-	-	-	0	0	0
43 Pneumonia (480-486)	6	1	5	88.2	33.3	131.6	7	-	7	72.2	0	132.1
44 Bronchitis, emphysema and asthma (466, 490-493)	1	1	-	14.7	33.3	0	1	-	1	10.3	0	18.9
45 Other diseases of the respiratory system (460-465, 500-519)	1	1	-	14.7	33.3	0	2	-	2	20.6	0	37.7
46 Peptic ulcer (531-533)	-	-	-	0	0	0	1	-	1	10.3	0	18.9
47 Appendicitis (540-543)	-	-	-	0	0	0	-	-	-	0	0	0
48 Intestinal obstruction and hernia (550-553, 560)	-	-	-	0	0	0	1	-	1	10.3	0	18.9
49 Gastritis, duodenitis, enteritis & colitis (535, 561, 563)	-	-	-	0	0	0	-	-	-	0	0	0
50 Cirrhosis of liver (571)	-	-	-	0	0	0	2	1	1	20.6	22.7	18.9
51 Nephritis and nephrosis (580-584)	-	-	-	0	0	0	1	-	1	10.3	0	18.9
52 Hyperplasia of prostate (600)	-	-	-	0	0	0	-	-	-	0	0	0
53 Complications of pregnancy, childbirth and the puerperium (630-678)	-	-	-	0	0	0	-	-	-	0	0	0
54 Congenital anomalies (740-759)	1	-	1	14.7	0	26.3	1	1	-	10.3	22.7	0
55 Birth injuries, difficult labor and other anoxic and hypoxic conditions (764-768, 772, 776)	-	-	-	0	0	0	1	1	-	10.3	22.7	0
56 Other causes of neonatal mortality (760-763, 769-771, 773-775, 777-779)	-	-	-	0	0	0	4	1	3	41.2	22.7	56.6
57 Symptoms and ill-defined conditions (780-796)	4	-	4	58.8	0	105.3	2	-	2	20.6	0	37.7
58 All other diseases (residual)	1	1	-	14.7	33.3	0	8	3	5	82.5	68.2	94.3
59 Motor vehicle accidents (E810-E823)	4	3	1	58.8	100.0	26.3	8	7	1	82.5	159.1	18.9
60 All other accidents (E800-E807, E825-E949)	4	-	4	58.8	0	105.3	6	3	3	61.9	68.2	56.6
61 Suicides (E950-E959)	1	1	-	14.7	33.3	0	1	1	-	10.3	22.7	0
62 Homicides (E960-E-969)	-	-	-	0	0	0	-	-	-	0	0	0
63 Legal Intervention (E970-E978)	-	-	-	0	0	0	-	-	-	0	0	0
64 All other external injuries (E980-E999)	-	-	-	0	0	0	-	-	-	0	0	0

TABLE XIII VITAL STATISTICS, BY COUNTY, BY RACE, GEORGIA, 1968

ITEM	LINCOLN						LONG					
	Number			Rate or Ratio*			Number			Rate or Ratio*		
	Total	White	Non-White	Total	White	Non-White	Total	White	Non-White	Total	White	Non-White
1 Estimated population as of July 1.	6,000	3,200	2,800				4,000	2,500	1,500			
LIVE BIRTHS												
2 Total	104	32	72	17.3	10.0	25.7	69	41	28	17.3	16.4	18.7
3 Delivered in hospital	76	30	46	73.1%	93.8%	63.9%	66	41	25	95.7%	100.0%	89.3%
4 Delivered in home by physician	26	2	24	25.0%	6.3%	33.3%	2	-	2	2.9%	0%	7.1%
5 Delivered by midwife	2	-	2	1.9%	0%	2.8%	1	-	1	1.4%	0%	3.6%
6 Other deliveries	-	-	-	0%	0%	0%	-	-	-	0%	0%	0%
7 Immature births	12	4	8	115.4	125.0	111.1	8	1	7	115.9	24.4	250.0
8 Live births to unwed mothers	13	-	13	125.0	0	180.6	11	2	9	159.4	48.8	321.4
FETAL DEATHS												
9 Total	1	-	1	9.6	0	13.9	1	1	-	14.5	24.4	0
10 Under 20 weeks gestation	-	-	-	0	0	0	1	1	-	14.5	24.4	0
11 20-27 weeks gestation	1	-	1	9.6	0	13.9	-	-	-	0	0	0
12 28 weeks and more	-	-	-	0	0	0	-	-	-	0	0	0
13 Unknown length of gestation	-	-	-	0	0	0	-	-	-	0	0	0
DEATHS												
14 Total, all ages	64	40	24	1066.7	1250.0	857.1	27	18	9	675.0	720.0	600.0
15 Under 1 year	3	-	3	28.8	0	41.7	2	-	2	29.0	0	71.4
16 Under 28 days	1	-	1	9.6	0	13.9	2	-	2	29.0	0	71.4
17 Deaths from immaturity	-	-	-	0	0	0	-	-	-	0	0	0
18 1-4 years **	-	-	-	-	-	-	-	-	-	-	-	-
19 Maternal deaths	-	-	-	0	0	0	-	-	-	0	0	0
CAUSE OF DEATH												
20 Dysentery (004,005,007,009)	-	-	-	0	0	0	-	-	-	0	0	0
21 Tuberculosis, all forms (010-019)	-	-	-	0	0	0	-	-	-	0	0	0
22 Meningococcal infections (036)	-	-	-	0	0	0	-	-	-	0	0	0
23 Acute infectious encephalitis (062-065)	-	-	-	0	0	0	-	-	-	0	0	0
24 Infectious hepatitis (070)	-	-	-	0	0	0	-	-	-	0	0	0
25 Typhus and other rickettsioses (080-083)	-	-	-	0	0	0	-	-	-	0	0	0
26 Venereal disease (090-099)	-	-	-	0	0	0	-	-	-	0	0	0
27 All other diseases classified as Infective and parasitic (100-003, 005, 008, 020-035, 037-061, 066-069, 071-079, 084-089, 100-136)	-	-	-	0	0	0	-	-	-	0	0	0
28 Malignant neoplasms, including neoplasms of lymphatic and haematopoietic tissues (140-209)	8	5	3	133.3	156.3	107.1	5	4	1	125.0	160.0	66.7
29 Benign neoplasms and neoplasms of unspecified nature (210-239)	-	-	-	0	0	0	-	-	-	0	0	0
30 Diabetes Mellitus (250)	1	1	-	16.7	31.3	0	-	-	-	0	0	0
31 Avitaminoses & other nutritional deficiency (260-269)	-	-	-	0	0	0	-	-	-	0	0	0
32 Anemias (280-285)	-	-	-	0	0	0	-	-	-	0	0	0
33 Nonmeningococcal meningitis (320)	-	-	-	0	0	0	-	-	-	0	0	0
34 Active rheumatic fever (390-392)	-	-	-	0	0	0	-	-	-	0	0	0
35 Chronic rheumatic heart disease (393-398)	-	-	-	0	0	0	-	-	-	0	0	0
36 Hypertensive disease (400-404)	-	-	-	0	0	0	1	-	1	25.0	0	66.7
37 Ischaemic heart disease (410-414)	21	16	5	350.0	500.0	178.6	10	9	1	250.0	360.0	66.7
38 Other forms of heart disease (420-429)	1	1	-	16.7	31.3	0	1	-	1	25.0	0	66.7
39 Cerebrovascular disease (430-438)	10	6	4	166.7	187.5	142.9	1	1	-	25.0	40.0	0
40 General arteriosclerosis (440)	1	1	-	16.7	31.3	0	-	-	-	0	0	0
41 Other diseases of arteries, arterioles, & capillaries (441-448)	-	-	-	0	0	0	1	1	-	25.0	40.0	0
42 Influenza (470-474)	-	-	-	0	0	0	-	-	-	0	0	0
43 Pneumonia (480-486)	3	2	1	50.0	62.5	35.7	1	1	1	25.0	0	66.7
44 Bronchitis, emphysema and asthma (486, 490-493)	1	1	-	16.7	31.3	0	-	-	-	0	0	0
45 Other diseases of the respiratory system (460-465, 500-519)	-	-	-	0	0	0	-	-	-	0	0	0
46 Peptic ulcer (531-533)	-	-	-	0	0	0	-	-	-	0	0	0
47 Appendicitis (540-543)	-	-	-	0	0	0	1	-	1	25.0	0	66.7
48 Intestinal obstruction and hernia (550-553, 560)	-	-	-	0	0	0	-	-	-	0	0	0
49 Gastritis, duodenitis, enteritis & colitis (535, 561, 563)	-	-	-	0	0	0	-	-	-	0	0	0
50 Cirrhosis of liver (571)	1	-	1	16.7	0	35.7	-	-	-	0	0	0
51 Nephritis and nephrosis (580-584)	-	-	-	0	0	0	-	-	-	0	0	0
52 Hypertrophia of prostate (600)	-	-	-	0	0	0	-	-	-	0	0	0
53 Complications of pregnancy, childbirth and the puerperium (530-578)	-	-	-	0	0	0	1	1	-	25.0	40.0	0
54 Congenital anomalies (740-759)	-	-	-	0	0	0	1	-	2	50.0	0	133.3
55 Birth injuries, difficult labor and other anoxic and hypoxic conditions (764-768, 772, 776)	1	-	1	16.7	0	35.7	2	-	2	50.0	0	133.3
56 Other causes of neonatal mortality (760-763, 769-771, 773-775, 777-779)	-	-	-	0	0	0	-	-	-	0	0	0
57 Symptoms and ill-defined conditions (780-796)	3	-	3	50.0	0	107.1	-	-	-	0	0	0
58 All other diseases (residual)	3	1	2	50.0	31.3	71.4	-	-	-	0	0	0
59 Motor vehicle accidents (E810-E823)	8	4	4	133.3	125.0	142.9	2	1	1	50.0	40.0	66.7
60 All other accidents (E800-E807, E825-E949)	1	1	-	16.7	31.3	0	-	-	-	0	0	0
61 Suicides (E950-E959)	1	1	-	16.7	31.3	0	-	-	-	0	0	0
62 Homicides (E960-E969)	-	-	-	0	0	0	1	1	-	25.0	40.0	0
63 Legal Intervention (E970-E978)	-	-	-	0	0	0	-	-	-	0	0	0
64 All other external injuries (E980-E999)	-	-	-	0	0	0	-	-	-	0	0	0

TABLE XIII VITAL STATISTICS, BY COUNTY, BY RACE, GEORGIA, 1968

ITEM	LOWNDES						LUMPKIN						
	Number			Rate or Ratio*			Number			Rate or Ratio*			
	Total	White	Non-White	Total	White	Non-White	Total	White	Non-White	Total	White	Non-White	
1 Estimated population as of July 1,	51,600	35,100	16,500				8,300	8,200	100				1
LIVE BIRTHS													
2 Total	1,223	769	454	23.7	21.9	27.5	134	132	2	16.1	16.1	20.0	2
3 Delivered in hospital	1,110	765	344	90.8%	99.6%	75.8%	134	132	2	100.0%	100.0%	100.0%	3
4 Delivered in home by physician	4	2	2	0.3%	0.3%	0.4%	-	-	-	0%	0%	0%	4
5 Delivered by midwife	109	1	108	8.9%	0.1%	23.8%	-	-	-	0%	0%	0%	5
6 Other deliveries	-	-	-	0%	0%	0%	-	-	-	0%	0%	0%	6
7 Immature births	118	51	67	96.5	66.3	147.6	8	7	1	59.7	53.0	500.0	7
8 Live births to unwed mothers	95	18	77	77.7	23.4	169.6	5	5	-	37.3	37.9	0	8
FETAL DEATHS													
9 Total	26	20	6	21.3	26.0	13.2	-	-	-	0	0	0	9
10 Under 20 weeks gestation	13	12	1	10.6	15.6	2.2	-	-	-	0	0	0	10
11 20-27 weeks gestation	7	5	2	5.7	6.5	4.4	-	-	-	0	0	0	11
12 28 weeks and more	5	2	3	4.1	2.6	6.6	-	-	-	0	0	0	12
13 Unknown length of gestation	1	1	-	0.8	1.3	0	-	-	-	0	0	0	13
DEATHS													
14 Total, all ages	459	284	175	889.5	809.1	1060.6	52	52	-	626.5	634.1	0	14
15 Under 1 year	27	14	13	22.1	18.2	28.6	5	5	-	37.3	37.9	0	15
16 Under 28 days	16	10	6	13.1	13.0	13.2	2	2	-	14.9	15.2	0	16
17 Deaths from immaturity	5	1	4	4.1	1.3	8.8	-	-	-	0	0	0	17
18 1-4 years **	7	3	4	-	-	-	-	-	-	-	-	-	18
19 Maternal deaths	-	-	-	0	0	0	-	-	-	0	0	0	19
CAUSE OF DEATH													
20 Dysentery (004,006,007,009)	4	3	1	7.8	8.5	6.1	-	-	-	0	0	0	20
21 Tuberculosis, all forms (010-019)	2	1	1	3.9	2.8	6.1	-	-	-	0	0	0	21
22 Meningococcal infections (036)	-	-	-	0	0	0	-	-	-	0	0	0	22
23 Acute infectious encephalitis (062-065)	-	-	-	0	0	0	-	-	-	0	0	0	23
24 Infectious Hepatitis (070)	-	-	-	0	0	0	-	-	-	0	0	0	24
25 Typhus and other rickettsioses (080-083)	-	-	-	0	0	0	-	-	-	0	0	0	25
26 Venereal disease (090-099)	-	-	-	0	0	0	-	-	-	0	0	0	26
27 All other diseases classified as infective and parasitic (000-003, 005, 008, 020-035, 037-061, 066-069, 071-079, 084-089, 100-136)	-	-	-	0	0	0	-	-	-	0	0	0	27
28 Malignant neoplasms, including neoplasms of lymphatic and hematopoietic tissues (140-209)	63	51	12	122.1	145.3	72.7	10	10	-	120.5	122.0	0	28
29 Benign neoplasms and neoplasms of unspecified nature (210-239)	3	2	1	5.8	5.7	6.1	-	-	-	0	0	0	29
30 Diabetes Mellitus (250)	7	5	2	13.6	14.2	12.1	-	-	-	0	0	0	30
31 Avitaminoses & other nutritional deficiency (260-269)	1	-	1	1.9	0	6.1	-	-	-	0	0	0	31
32 Anomias (280-285)	1	-	1	1.9	0	6.1	-	-	-	0	0	0	32
33 Nonmeningococcal meningitis (320)	1	-	1	1.9	0	6.1	-	-	-	0	0	0	33
34 Active rheumatic fever (390-392)	1	1	-	1.9	2.8	0	-	-	-	0	0	0	34
35 Chronic rheumatic heart disease (393-398)	2	1	1	3.9	2.8	6.1	1	1	-	12.0	12.2	0	35
36 Hypertensive disease (400-404)	13	7	6	25.2	19.9	36.4	-	-	-	0	0	0	36
37 Ischaemic heart disease (410-414)	113	87	25	219.0	247.9	157.6	17	17	-	204.8	207.3	0	37
38 Other forms of heart disease (420-429)	26	13	13	50.4	37.0	78.8	-	-	-	0	0	0	38
39 Cerebrovascular disease (430-438)	51	23	28	98.8	65.5	169.7	9	9	-	108.4	109.8	0	39
40 General arteriosclerosis (440)	8	6	2	15.5	17.1	12.1	-	-	-	0	0	0	40
41 Other diseases of arteries, arterioles, & capillaries (441-448)	4	3	1	7.8	8.5	6.1	1	1	-	12.0	12.2	0	41
42 Influenza (470-474)	3	1	2	5.8	2.8	12.1	-	-	-	0	0	0	42
43 Pneumonia (480-486)	16	8	8	31.0	22.8	48.5	4	4	-	48.2	48.8	0	43
44 Bronchitis, emphysema and asthma (466, 490-493)	7	4	3	13.6	11.4	18.2	1	1	-	12.0	12.2	0	44
45 Other diseases of the respiratory system (460-465, 500-519)	3	2	1	5.8	5.7	6.1	-	-	-	0	0	0	45
46 Peptic ulcer (531-533)	2	-	2	3.9	0	12.1	-	-	-	0	0	0	46
47 Appendicitis (540-543)	-	-	-	0	0	0	-	-	-	0	0	0	47
48 Intestinal obstruction and hernia (550-553, 560)	-	-	-	0	0	0	-	-	-	0	0	0	48
49 Gastritis, duodenitis, enteritis & colitis (535, 561, 563)	-	-	-	0	0	0	-	-	-	0	0	0	49
50 Cirrhosis of liver (571)	5	4	1	9.7	11.4	6.1	1	1	-	12.0	12.2	0	50
51 Nephritis and nephrosis (580-584)	4	2	2	7.8	5.7	12.1	-	-	-	0	0	0	51
52 Hyperplasia of prostate (600)	-	-	-	0	0	0	-	-	-	0	0	0	52
53 Complications of pregnancy, childbirth and the puerperium (630-678)	-	-	-	0	0	0	-	-	-	0	0	0	53
54 Congenital anomalies (740-759)	10	5	5	19.4	14.2	30.3	1	1	-	12.0	12.2	0	54
55 Birth injuries, difficult labor and other anoxic and hypoxic conditions (764-768, 772, 776)	8	7	1	15.5	19.9	6.1	-	-	-	0	0	0	55
56 Other causes of neonatal mortality (760-763, 769-771, 773-775, 777-779)	6	1	5	11.6	2.8	30.3	-	-	-	0	0	0	56
57 Symptoms and ill-defined conditions (780-796)	28	6	22	54.3	17.1	133.3	-	-	-	0	0	0	57
58 All other diseases (residual)	19	13	6	36.8	37.0	36.4	2	2	-	24.1	24.4	0	58
59 Motor vehicle accidents (E810-E823)	15	9	6	29.1	25.6	36.4	2	2	-	24.1	24.4	0	59
60 All other accidents (E800-E807, E825-E949)	22	11	11	42.6	31.3	66.7	1	1	-	12.0	12.2	0	60
61 Suicides (E950-E959)	8	7	1	15.5	19.9	6.1	1	1	-	12.0	12.2	0	61
62 Homicides (E960-E969)	3	1	2	5.8	2.8	12.1	1	1	-	12.0	12.2	0	62
63 Legal intervention (E970-E978)	-	-	-	0	0	0	-	-	-	0	0	0	63
64 All other external injuries (E980-E990)	-	-	-	0	0	0	-	-	-	0	0	0	64

TABLE XIII VITAL STATISTICS, BY COUNTY, BY RACE, GEORGIA, 1968

ITEM	MACON						MADISON						
	Number			Rate or Ratio*			Number			Rate or Ratio*			
	Total	White	Non-White	Total	White	Non-White	Total	White	Non-White	Total	White	Non-White	
1 Estimated population as of July 1,	13,400	5,700	7,700				13,300	11,000	2,300				1
LIVE BIRTHS													
2 Total	266	81	185	19.9	14.2	24.0	250	180	70	18.8	16.4	30.4	2
3 Delivered in hospital	196	80	116	73.7%	98.8%	62.7%	249	180	69	99.6%	100.0%	98.5%	3
4 Delivered in home by physician	1	-	1	0.4%	0%	0.5%	1	-	1	0.4%	0%	1.4%	4
5 Delivered by midwife	69	1	68	25.9%	1.2%	36.8%	-	-	-	0%	0%	0%	5
6 Other deliveries	-	-	-	0%	0%	0%	-	-	-	0%	0%	0%	6
7 Immature births	37	5	32	139.1	61.7	173.0	28	13	15	112.0	72.2	214.3	7
8 Live births to unwed mothers	70	-	70	263.2	0	378.4	24	2	22	96.0	11.1	314.3	8
FETAL DEATHS													
9 Total	9	2	7	33.8	24.7	37.8	5	4	1	20.0	22.2	14.3	9
10 Under 20 weeks gestation	-	-	1	3.8	0	5.4	1	1	-	4.0	5.6	0	10
11 20-27 weeks gestation	4	1	3	15.0	12.3	16.2	-	-	-	0	0	0	11
12 28 weeks and more	2	1	1	7.5	12.3	5.4	4	3	1	16.0	16.7	14.3	12
13 Unknown length of gestation	2	-	2	7.5	0	10.8	-	-	-	0	0	0	13
DEATHS													
14 Total, all ages	157	55	102	1171.6	964.9	1324.7	146	124	22	1097.7	1127.3	956.5	14
15 Under 1 year	5	1	4	18.8	12.3	21.6	14	6	8	56.0	33.3	114.3	15
16 Under 28 days	4	1	3	15.0	12.3	16.2	8	2	6	32.0	11.1	85.7	16
17 Deaths from immaturity	2	-	2	7.5	0	10.8	5	-	5	20.0	0	71.4	17
18 1-4 years **	3	-	3	-	-	-	1	1	-	0	0	0	18
19 Maternal deaths	-	-	-	0	0	0	-	-	-	0	0	0	19
CAUSE OF DEATH													
20 Dysentery (004,006,007,009)	2	-	2	14.9	0	26.0	-	-	-	0	0	0	20
21 Tuberculosis, all forms (010-019)	1	-	1	7.5	0	13.0	-	-	-	0	0	0	21
22 Meningococcal infections (036)	-	-	-	0	0	0	3	3	-	22.6	27.3	0	22
23 Acute infectious encephalitis (062-065)	-	-	-	0	0	0	-	-	-	0	0	0	23
24 Infectious hepatitis (070)	-	-	-	0	0	0	-	-	-	0	0	0	24
25 Typhus and other rickettsioses (080-083)	-	-	-	0	0	0	-	-	-	0	0	0	25
26 Venereal disease (090-099)	-	-	-	0	0	0	-	-	-	0	0	0	26
27 All other diseases classified as infective and parasitic (000-003, 005, 008, 020-035, 037-061, 066-069, 071-079, 084-089, 100-136)	2	2	-	14.9	35.1	0	-	-	-	0	0	0	27
28 Malignant neoplasms, including neoplasms of lymphatic and haematopoietic tissues (140-209)	24	6	18	179.1	105.3	233.8	16	15	1	120.3	136.4	43.5	28
29 Benign neoplasms and neoplasms of unspecified nature (210-239)	-	-	-	0	0	0	-	-	-	0	0	0	29
30 Diabetes Mellitus (250)	2	1	1	14.9	17.5	13.0	2	2	-	15.0	18.2	0	30
31 Avitaminoses & other nutritional deficiency (260-269)	-	-	-	0	0	0	-	-	-	0	0	0	31
32 Anemias (280-285)	-	-	-	0	0	0	-	-	-	0	0	0	32
33 Nonmeningococcal meningitis (320)	-	-	-	0	0	0	-	-	-	0	0	0	33
34 Active rheumatic fever (390-392)	1	1	-	7.5	17.5	0	-	-	-	0	0	0	34
35 Chronic rheumatic heart disease (393-398)	-	-	-	0	0	0	1	1	-	7.5	9.1	0	35
36 Hypertensive disease (400-404)	6	3	3	44.8	52.6	39.0	2	-	2	15.0	0	87.0	36
37 Ischaemic heart disease (410-414)	54	22	32	403.0	386.0	415.6	48	42	6	360.9	381.8	260.9	37
38 Other forms of heart disease (420-429)	1	1	-	7.5	17.5	0	9	8	1	67.7	72.7	43.5	38
39 Cerebrovascular disease (430-438)	21	8	13	156.7	140.4	168.8	11	11	-	82.7	100.0	0	39
40 General arteriosclerosis (440)	3	1	2	22.4	17.5	26.0	2	2	-	15.0	18.2	0	40
41 Other diseases of arteries, arterioles, & capillaries (441-448)	-	-	-	0	0	0	-	-	-	0	0	0	41
42 Influenza (470-474)	-	-	-	0	0	0	2	2	-	15.0	18.2	0	42
43 Pneumonia (480-486)	7	1	6	52.2	17.5	77.9	6	5	1	45.1	45.5	43.5	43
44 Bronchitis, emphysema and asthma (466, 490-493)	-	-	-	0	0	0	1	1	-	7.5	9.1	0	44
45 Other diseases of the respiratory system (460-465, 500-519)	-	-	-	0	0	0	-	-	-	0	0	0	45
46 Peptic ulcer (531-533)	1	1	-	7.5	17.5	0	1	1	-	7.5	9.1	0	46
47 Appendicitis (540-543)	-	-	-	0	0	0	-	-	-	0	0	0	47
48 Intestinal obstruction and hernia (550-553, 560)	1	1	-	7.5	17.5	0	-	-	-	0	0	0	48
49 Gastritis, duodenitis, enteritis & colitis (535, 561, 563)	-	-	-	0	0	0	-	-	-	0	0	0	49
50 Cirrhosis of liver (571)	1	-	1	7.5	0	13.0	-	-	-	0	0	0	50
51 Nephritis and nephrosis (580-584)	2	-	2	14.9	0	26.0	-	-	-	0	0	0	51
52 Hypertasia of prostate (600)	-	-	-	0	0	0	-	-	-	0	0	0	52
53 Complications of pregnancy, childbirth and the puerperium (630-678)	-	-	-	0	0	0	-	-	-	0	0	0	53
54 Congenital anomalies (740-759)	1	1	-	7.5	17.5	0	1	1	-	7.5	9.1	0	54
55 Birth injuries, difficult labor and other anoxic and hypoxic conditions (764-768, 772, 776)	1	-	1	7.5	0	13.0	2	1	1	15.0	9.1	43.5	55
56 Other causes of neonatal mortality (760-763, 769-771, 773-775, 777-779)	2	-	2	14.9	0	26.0	5	-	5	37.6	0	217.4	56
57 Symptoms and ill-defined conditions (780-796)	4	1	3	29.9	17.5	39.0	2	1	1	15.0	9.1	43.5	57
58 All other diseases (residual)	2	-	2	14.9	0	26.0	10	10	-	75.2	90.9	0	58
59 Motor vehicle accidents (E810-E823)	8	3	5	59.7	52.6	64.9	13	12	1	97.7	109.1	43.5	59
60 All other accidents (E800-E807, E825-E949)	7	1	6	52.2	17.5	77.9	7	5	2	52.6	45.5	87.0	60
61 Suicides (E950-E959)	3	1	2	22.4	17.5	26.0	1	1	-	7.5	9.1	0	61
62 Homicides (E960-E-969)	-	-	-	0	0	0	1	-	1	7.5	0	43.5	62
63 Legal intervention (E970-E978)	-	-	-	0	0	0	-	-	-	0	0	0	63
64 All other external injuries (E980-E999)	-	-	-	0	0	0	-	-	-	0	0	0	64

TABLE XIII VITAL STATISTICS, BY COUNTY, BY RACE, GEORGIA, 1968

ITEM	MARION						MCDUFFIE					
	Number			Rate or Ratio*			Number			Rate or Ratio*		
	Total	White	Non-White	Total	White	Non-White	Total	White	Non-White	Total	White	Non-White
1 Estimated population as of July 1.	5,500	2,500	3,000				14,100	8,600	5,500			
LIVE BIRTHS												
2 Total	110	37	73	20.0	14.8	24.3	295	148	147	20.9	17.2	26.7
3 Delivered in hospital	83	37	46	75.5%	100.0%	63.0%	291	147	144	98.6%	99.3%	98.0%
4 Delivered in home by physician	2	-	2	1.8%	0%	2.7%	4	1	3	1.4%	0.7%	2.0%
5 Delivered by midwife	25	-	25	22.7%	0%	34.2%	-	-	-	0%	0%	0%
6 Other deliveries	-	-	-	0%	0%	0%	-	-	-	0%	0%	0%
7 Immature births	4	-	4	36.4	0	54.8	41	16	25	139.0	108.1	170.1
8 Live births to unwed mothers	16	1	15	145.5	27.0	205.5	54	5	49	183.1	33.8	333.3
FETAL DEATHS												
9 Total	2	1	1	18.2	27.0	13.7	10	3	7	33.9	20.3	47.6
10 Under 20 weeks gestation	1	1	-	9.1	27.0	0	3	-	3	10.2	0	20.4
11 20-27 weeks gestation	1	-	1	9.1	0	13.7	1	1	1	3.4	6.8	0
12 28 weeks and more	-	-	-	0	0	0	3	1	2	10.2	6.8	13.6
13 Unknown length of gestation	-	-	-	0	0	0	3	1	2	10.2	6.8	13.6
DEATHS												
14 Total, all ages	69	35	34	1254.5	1400.0	1133.3	152	88	64	1078.0	1023.3	1163.6
15 Under 1 year	2	-	2	18.2	0	27.4	11	3	8	37.3	20.3	54.4
16 Under 28 days	-	-	-	0	0	0	7	3	4	23.7	20.3	27.2
17 Deaths from immaturity	-	-	-	0	0	0	1	1	-	3.4	6.8	0
18 1-4 years **	4	3	1	-	-	-	-	-	-	-	-	-
19 Maternal deaths	-	-	-	0	0	0	-	-	-	0	0	0
CAUSE OF DEATH												
20 Dysentery (004,006,007,009)	1	-	1	18.2	0	33.3	-	-	-	0	0	0
21 Tuberculosis, all forms (010-019)	-	-	-	0	0	0	-	-	-	0	0	0
22 Meningococcal infections (036)	-	-	-	0	0	0	-	-	-	0	0	0
23 Acute infectious encephalitis (062-065)	-	-	-	0	0	0	-	-	-	0	0	0
24 Infectious Hepatitis (070)	-	-	-	0	0	0	-	-	-	0	0	0
25 Typhus and other rickettsioses (080-083)	-	-	-	0	0	0	-	-	-	0	0	0
26 Venereal disease (090-099)	-	-	-	0	0	0	-	-	-	0	0	0
27 All other diseases classified as Infective and parasitic (1000-003, 005, 008, 020-035, 037-061, 066-069, 071-079, 084-089, 100-136)	-	-	-	0	0	0	-	-	-	0	0	0
28 Malignant neoplasms, including neoplasms of lymphatic and haematopoietic tissues (140-209)	4	2	2	72.7	80.0	66.7	13	7	6	92.2	81.4	109.1
29 Benign neoplasms and neoplasms of unspecified nature (210-239)	-	-	-	0	0	0	-	-	-	0	0	0
30 Diabetes Mellitus (250)	1	-	1	18.2	0	33.3	6	4	2	42.6	46.5	36.4
31 Avitaminoses & other nutritional deficiency (260-269)	1	-	1	18.2	0	33.3	-	-	-	0	0	0
32 Anemias (280-285)	-	-	-	0	0	0	-	-	-	0	0	0
33 Nonmeningococcal meningitis (320)	-	-	-	0	0	0	1	-	1	7.1	0	18.2
34 Active rheumatic fever (390-392)	-	-	-	0	0	0	-	-	-	0	0	0
35 Chronic rheumatic heart disease (393-398)	-	-	-	0	0	0	1	-	1	7.1	0	18.2
36 Hypertensive disease (400-404)	2	1	1	36.4	40.0	33.3	1	-	1	7.1	0	18.2
37 Ischaemic heart disease (410-414)	23	17	6	418.2	680.0	200.0	47	33	14	333.3	383.7	254.5
38 Other forms of heart disease (420-429)	4	2	2	72.7	80.0	66.7	1	-	1	7.1	0	18.2
39 Cerebrovascular disease (430-438)	9	4	5	163.6	160.0	166.7	21	11	10	148.9	127.9	181.8
40 General arteriosclerosis (440)	-	-	-	0	0	0	10	6	4	70.9	69.8	72.7
41 Other diseases of arteries, arterioles, & capillaries (441-448)	-	-	-	0	0	0	-	-	-	0	0	0
42 Influenza (470-474)	-	-	-	0	0	0	2	2	-	14.2	23.3	0
43 Pneumonia (480-486)	2	1	1	36.4	40.0	33.3	5	-	5	35.5	0	90.9
44 Bronchitis, emphysema and asthma (466, 490-493)	-	-	-	0	0	0	3	3	-	21.3	34.9	0
45 Other diseases of the respiratory system (460-465, 500-519)	-	-	-	0	0	0	1	-	1	7.1	0	18.2
46 Peptic ulcer (531-533)	-	-	-	0	0	0	-	-	-	0	0	0
47 Appendicitis (540-543)	-	-	-	0	0	0	-	-	-	0	0	0
48 Intestinal obstruction and hernia (550-553, 560)	-	-	-	0	0	0	1	-	1	7.1	0	18.2
49 Gastritis, duodenitis, enteritis & colitis (535, 561, 563)	-	-	-	0	0	0	-	-	-	0	0	0
50 Cirrhosis of liver (571)	1	-	1	18.2	0	33.3	1	1	-	7.1	11.6	0
51 Nephritis and nephrosis (580-584)	-	-	-	0	0	0	1	-	1	7.1	0	18.2
52 Hyperplasia of prostate (600)	-	-	-	0	0	0	1	-	1	7.1	0	18.2
53 Complications of pregnancy, childbirth and the puerperium (630-678)	-	-	-	0	0	0	-	-	-	0	0	0
54 Congenital anomalies (740-759)	-	-	-	0	0	0	3	-	3	21.3	0	54.5
55 Birth injuries, difficult labor and other anoxic and hypoxic conditions (764-768, 772, 776)	-	-	-	0	0	0	2	1	1	14.2	11.6	18.2
56 Other causes of neonatal mortality (760-763, 769-771, 773-775, 777-779)	-	-	-	0	0	0	2	2	-	14.2	23.3	0
57 Symptoms and ill-defined conditions (780-796)	2	-	2	36.4	0	66.7	8	5	3	56.7	58.1	54.5
58 All other diseases (residual)	5	3	2	90.9	120.0	66.7	6	3	3	42.6	34.9	54.5
59 Motor vehicle accidents (E810-E823)	8	4	4	145.5	160.0	133.3	4	2	2	28.4	23.3	36.4
60 All other accidents (E800-E807, E825-E949)	4	1	3	72.7	40.0	100.0	6	4	2	42.6	46.5	36.4
61 Suicides (E950-E959)	-	-	-	0	0	0	2	2	-	14.2	23.3	0
62 Homicides (E960-E-969)	2	-	2	36.4	0	66.7	2	1	1	14.2	11.6	18.2
63 Legal intervention (E970-E978)	-	-	-	0	0	0	-	-	-	0	0	0
64 All other external injuries (E980-E999)	-	-	-	0	0	0	1	1	-	7.1	11.6	0

TABLE XIII VITAL STATISTICS, BY COUNTY, BY RACE, GEORGIA, 1968

ITEM	MCINTOSH						MERIWETHER						
	Number			Rate or Ratio*			Number			Rate or Ratio*			
	Total	White	Non-White	Total	White	Non-White	Total	White	Non-White	Total	White	Non-White	
1 Estimated population as of July 1,	7,300	3,100	4,200				20,300	10,800	9,500				1
LIVE BIRTHS													
2 Total	126	62	64	17.3	20.0	15.2	374	152	222	18.4	14.1	23.4	2
3 Delivered in hospital	102	62	40	81.0%	100.0%	62.5%	281	152	129	75.1%	100.0%	58.1%	3
4 Delivered in home by physician	1	-	1	0.8%	0%	1.6%	6	-	6	1.6%	0%	2.7%	4
5 Delivered by midwife	23	-	23	18.3%	0%	35.9%	87	-	87	23.3%	0%	39.2%	5
6 Other deliveries	-	-	-	0%	0%	0%	-	-	-	0%	0%	0%	6
7 Immature births	10	1	9	79.4	15.1	140.6	40	18	22	107.0	118.4	99.1	7
8 Live births to unwed mothers	19	2	17	150.8	32.3	265.6	72	3	69	192.5	19.7	310.8	8
FETAL DEATHS													
9 Total	5	2	3	39.7	32.3	46.9	3	-	3	8.0	0	13.5	9
10 Under 20 weeks gestation	2	2	-	15.9	32.3	0	-	-	-	0	0	0	10
11 20-27 weeks gestation	-	-	-	0	0	0	1	-	1	2.7	0	4.5	11
12 28 weeks and more	3	-	3	23.8	0	46.9	1	-	1	2.7	0	4.5	12
13 Unknown length of gestation	-	-	-	0	0	0	1	-	1	2.7	0	4.5	13
DEATHS													
14 Total, all ages	66	28	38	904.1	903.2	904.8	233	121	112	1147.8	1120.4	1178.9	14
15 Under 1 year	5	2	3	39.7	32.3	46.9	11	4	7	29.4	26.3	31.5	15
16 Under 28 days	2	-	2	15.9	0	31.3	9	4	5	24.1	26.3	22.5	16
17 Deaths from immaturity	-	-	-	0	0	0	2	2	-	5.3	13.2	0	17
18 1-4 years **	-	-	-	-	-	-	3	2	1	-	-	-	18
19 Maternal deaths	-	-	-	0	0	0	-	-	-	0	0	0	19
CAUSE OF DEATH													
20 Dysentery (004,006,007,009)	-	-	-	0	0	0	1	-	1	4.9	0	10.5	20
21 Tuberculosis, all forms (010-019)	-	-	-	0	0	0	1	1	-	4.9	9.3	0	21
22 Meningococcal infections (036)	-	-	-	0	0	0	-	-	-	0	0	0	22
23 Acute infectious encephalitis (062-065)	-	-	-	0	0	0	-	-	-	0	0	0	23
24 Infectious hepatitis (070)	-	-	-	0	0	0	-	-	-	0	0	0	24
25 Typhus and other rickettsioses (080-083)	-	-	-	0	0	0	-	-	-	0	0	0	25
26 Venereal disease (090-099)	-	-	-	0	0	0	-	-	-	0	0	0	26
27 All other diseases classified as Infective and parasitic (000-003, 005, 008, 020-025, 037-061, 086-089, 071-079, 084-089, 100-136)	-	-	-	0	0	0	-	-	-	0	0	0	27
28 Malignant neoplasms, including neoplasms of lymphatic and haematopoietic tissues (140-209)	4	1	3	54.8	32.3	71.4	32	22	10	157.6	203.7	105.3	28
29 Benign neoplasms and neoplasms of unspecified nature (210-239)	-	-	-	0	0	0	-	-	-	0	0	0	29
30 Diabetes Mellitus (250)	-	-	-	0	0	0	-	-	-	0	0	0	30
31 Avitaminoses & other nutritional deficiency (260-269)	-	-	-	0	0	0	1	-	1	4.9	0	10.5	31
32 Anemias (280-285)	-	-	-	0	0	0	2	2	-	9.9	18.5	0	32
33 Nonmeningococcal meningitis (320)	-	-	-	0	0	0	1	-	1	4.9	0	10.5	33
34 Active rheumatic fever (390-392)	-	-	-	0	0	0	-	-	-	0	0	0	34
35 Chronic rheumatic heart disease (393-396)	-	-	-	0	0	0	1	-	1	4.9	0	10.5	35
36 Hypertensive disease (400-404)	4	-	4	54.8	0	95.2	11	2	9	54.2	18.5	94.7	36
37 Ischaemic heart disease (410-414)	14	9	5	191.8	290.3	119.0	65	47	18	320.2	435.2	189.5	37
38 Other forms of heart disease (420-429)	1	-	1	13.7	0	23.8	7	3	4	34.5	27.8	42.1	38
39 Cerebrovascular disease (430-438)	12	3	9	164.4	96.8	214.3	46	12	34	226.6	111.1	357.9	39
40 General arteriosclerosis (440)	1	-	1	13.7	0	23.8	4	1	3	19.7	9.3	31.6	40
41 Other diseases of arteries, arterioles, & capillaries (441-448)	-	-	-	0	0	0	3	2	1	14.8	18.5	10.5	41
42 Influenza (470-474)	-	-	-	0	0	0	-	-	-	0	0	0	42
43 Pneumonia (480-486)	5	3	2	68.5	96.8	47.6	13	4	9	64.0	37.0	94.7	43
44 Bronchitis, emphysema and asthma (466, 490-493)	1	1	-	13.7	32.3	0	2	1	1	9.9	9.3	10.5	44
45 Other diseases of the respiratory system (460-465, 500-519)	-	-	-	0	0	0	2	2	-	9.9	18.5	0	45
46 Peptic ulcer (531-533)	1	1	-	13.7	32.3	0	-	-	-	0	0	0	46
47 Appendicitis (540-543)	-	-	-	0	0	0	-	-	-	0	0	0	47
48 Intestinal obstruction and hernia (550-553, 560)	-	-	-	0	0	0	-	-	-	0	0	0	48
49 Gastritis, duodenitis, enteritis & colitis (535, 561, 563)	-	-	-	0	0	0	-	-	-	0	0	0	49
50 Cirrhosis of liver (571)	-	-	-	0	0	0	-	-	-	0	0	0	50
51 Nephritis and nephrosis (580-584)	1	1	-	13.7	32.3	0	1	-	1	4.9	0	10.5	51
52 Hypertrophy of prostate (600)	-	-	-	0	0	0	-	-	-	0	0	0	52
53 Complications of pregnancy, childbirth and the puerperium (630-678)	-	-	-	0	0	0	-	-	-	0	0	0	53
54 Congenital anomalies (740-759)	2	1	1	27.4	32.3	23.8	-	-	-	0	0	0	54
55 Birth injuries, difficult labor and other anoxic and hypoxic conditions (764-769, 772, 776)	2	-	2	27.4	0	47.6	1	-	1	4.9	0	10.5	55
56 Other causes of neonatal mortality (760-763, 769-771, 773-775, 777-779)	-	-	-	0	0	0	3	3	-	14.8	27.8	0	56
57 Symptoms and ill-defined conditions (780-796)	2	-	2	27.4	0	47.6	2	-	2	9.9	0	21.1	57
58 All other diseases (residual)	7	4	3	95.9	129.0	71.4	14	10	4	69.0	92.6	42.1	58
59 Motor vehicle accidents (E810-E823)	3	1	2	41.1	64.5	23.8	8	2	6	39.4	18.5	63.2	59
60 All other accidents (E800-E807, E825-E949)	5	2	3	68.5	64.5	71.4	7	4	3	34.5	37.0	31.6	60
61 Suicides (E950-E959)	-	-	-	0	0	0	2	1	1	9.9	9.3	10.5	61
62 Homicides (E960-E-969)	1	-	1	13.7	0	23.8	3	2	1	14.8	18.5	10.5	62
63 Legal intervention (E970-E978)	-	-	-	0	0	0	-	-	-	0	0	0	63
64 All other external injuries (E980-E999)	-	-	-	0	0	0	-	-	-	0	0	0	64

TABLE XIII VITAL STATISTICS, BY COUNTY, BY RACE, GEORGIA, 1968

ITEM	MILLER						MITCHELL					
	Number			Rate or Ratio*			Number			Rate or Ratio*		
	Total	White	Non-White	Total	White	Non-White	Total	White	Non-White	Total	White	Non-White
1 Estimated population as of July 1,	6,900	4,800	2,100				21,300	11,100	10,200			
LIVE BIRTHS												
2 Total	123	67	56	17.8	14.0	26.7	451	161	290	21.2	14.5	28.4
3 Delivered in hospital	103	67	36	83.7%	100.0%	64.3%	261	161	100	57.9%	100.0%	34.5%
4 Delivered in home by physician	1	-	1	0.8%	0%	1.8%	-	-	-	0%	0%	0%
5 Delivered by midwife	19	-	19	15.4%	0%	33.9%	190	-	190	42.1%	0%	65.5%
6 Other deliveries	-	-	-	0%	0%	0%	-	-	-	0%	0%	0%
7 Immature births	12	6	6	97.6	89.6	107.1	42	8	34	93.1	49.7	117.2
8 Live births to unwed mothers	15	1	14	122.0	14.9	250.0	58	3	55	128.6	18.6	189.7
FETAL DEATHS												
9 Total	-	-	-	0	0	0	13	5	8	28.8	31.1	27.6
10 Under 20 weeks gestation	-	-	-	0	0	0	6	4	2	13.3	24.8	6.9
11 20-27 weeks gestation	-	-	-	0	0	0	1	-	1	2.2	0	3.4
12 28 weeks and more	-	-	-	0	0	0	4	1	3	8.9	6.2	10.3
13 Unknown length of gestation	-	-	-	0	0	0	2	-	2	4.4	0	6.9
DEATHS												
14 Total, all ages	79	57	22	1144.9	1187.5	1047.6	243	125	118	1140.8	1126.1	1156.9
15 Under 1 year	2	2	-	16.3	29.9	0	22	2	20	48.8	12.4	69.0
16 Under 28 days	2	2	-	16.3	29.9	0	14	2	12	31.0	12.4	41.4
17 Deaths from immaturity	1	1	-	8.1	14.9	0	2	1	1	4.4	6.2	3.4
18 1-4 years **	-	-	-	-	-	-	2	-	2	-	-	-
19 Maternal deaths	-	-	-	0	0	0	1	-	1	22.2	0	34.5
CAUSE OF DEATH												
20 Dysentery (004,006,007,009)	-	-	-	0	0	0	-	-	-	0	0	0
21 Tuberculosis, all forms (010-019)	2	2	-	29.0	41.7	0	-	-	-	0	0	0
22 Meningococcal infections (036)	-	-	-	0	0	0	-	-	-	0	0	0
23 Acute infectious encephalitis (082-085)	-	-	-	0	0	0	-	-	-	0	0	0
24 Infectious Hepatitis (070)	-	-	-	0	0	0	-	-	-	0	0	0
25 Typhus and other rickettsioses (080-083)	-	-	-	0	0	0	-	-	-	0	0	0
26 Venereal disease (090-099)	-	-	-	0	0	0	-	-	-	0	0	0
27 All other diseases classified as infective and parasitic (000-003, 005, 008, 020-035, 037-061, 066-069, 071-079, 084-089, 100-136)	-	-	-	0	0	0	3	1	2	14.1	9.0	19.6
28 Malignant neoplasms, including neoplasms of lymphatic and haematopoietic tissues (140-209)	7	4	3	101.4	83.3	142.9	22	16	6	103.3	144.1	58.8
29 Benign neoplasms and neoplasms of unspecified nature (210-239)	-	-	-	0	0	0	-	-	-	0	0	0
30 Diabetes Mellitus (250)	3	2	1	43.5	41.7	47.6	3	3	-	14.1	27.0	0
31 Avitaminoses & other nutritional deficiency (260-269)	-	-	-	0	0	0	1	-	1	4.7	0	9.8
32 Anemias (280-285)	-	-	-	0	0	0	-	-	-	0	0	0
33 Nonmeningococcal meningitis (320)	-	-	-	0	0	0	-	-	-	0	0	0
34 Active rheumatic fever (390-392)	-	-	-	0	0	0	1	-	1	4.7	0	9.8
35 Chronic rheumatic heart disease (393-398)	-	-	-	0	0	0	2	2	-	9.4	18.0	0
36 Hypertensive disease (400-404)	5	2	3	72.5	41.7	142.9	2	1	1	9.4	9.0	9.8
37 Ischaemic heart disease (410-414)	33	28	5	478.3	583.3	238.1	75	41	34	352.1	369.4	333.3
38 Other forms of heart disease (420-429)	3	2	1	43.5	41.7	47.6	1	1	-	4.7	9.0	0
39 Cerebrovascular disease (430-438)	8	5	3	115.9	104.2	142.9	40	18	22	187.8	162.2	215.7
40 General arteriosclerosis (440)	1	1	-	14.5	20.8	0	2	1	1	9.4	9.0	9.8
41 Other diseases of arteries, arterioles, & capillaries (441-448)	3	2	1	43.5	41.7	47.6	4	4	-	18.8	36.0	0
42 Influenza (470-474)	1	-	1	14.5	0	47.6	-	-	-	0	0	0
43 Pneumonia (480-486)	1	1	-	14.5	20.8	0	4	1	3	18.8	9.0	29.4
44 Bronchitis, emphysema and asthma (466, 490-493)	2	2	-	29.0	41.7	0	6	5	1	28.2	45.0	9.8
45 Other diseases of the respiratory system (460-465, 500-519)	-	-	-	0	0	0	1	-	1	4.7	0	9.8
46 Peptic ulcer (531-533)	-	-	-	0	0	0	1	1	-	4.7	9.0	0
47 Appendicitis (540-543)	-	-	-	0	0	0	-	-	-	0	0	0
48 Intestinal obstruction and hernia (550-553, 560)	-	-	-	0	0	0	2	2	-	9.4	18.0	0
49 Gastritis, duodenitis, enteritis & colitis (535, 561, 563)	-	-	-	0	0	0	-	-	-	0	0	0
50 Cirrhosis of liver (571)	-	-	-	0	0	0	3	2	1	14.1	18.0	9.8
51 Nephritis and nephrosis (580-584)	-	-	-	0	0	0	2	-	2	9.4	0	19.6
52 Hyperplasia of prostate (600)	1	-	1	14.5	0	47.6	-	-	-	0	0	0
53 Complications of pregnancy, childbirth and the puerperium (630-678)	-	-	-	0	0	0	1	-	1	4.7	0	9.8
54 Congenital anomalies (740-759)	-	-	-	0	0	0	6	1	5	28.2	9.0	49.0
55 Birth injuries, difficult labor and other anoxic and hypoxic conditions (764-768, 772, 776)	-	-	-	0	0	0	8	-	8	37.6	0	78.4
56 Other causes of neonatal mortality (760-763, 769-771, 773-775, 777-779)	1	1	-	14.5	20.8	0	4	1	3	18.8	9.0	29.4
57 Symptoms and ill-defined conditions (780-796)	1	-	1	14.5	0	47.6	4	1	3	18.8	9.0	29.4
58 All other diseases (residual)	1	1	-	14.5	20.8	0	13	9	4	61.0	81.1	39.2
59 Motor vehicle accidents (E810-E823)	2	2	-	29.0	41.7	0	18	10	8	84.5	90.1	78.4
60 All other accidents (E800-E807, E825-E949)	1	1	-	14.5	20.8	0	11	4	7	51.6	36.0	68.6
61 Suicides (E950-E959)	1	1	-	14.5	20.8	0	-	-	-	0	0	0
62 Homicides (E960-E969)	1	-	1	14.5	0	47.6	2	-	2	9.4	0	19.6
63 Legal intervention (E970-E978)	-	-	-	0	0	0	-	-	-	0	0	0
64 All other external injuries (E980-E999)	1	-	1	14.5	0	47.6	1	-	1	4.7	0	9.8

TABLE XIII VITAL STATISTICS, BY COUNTY, BY RACE, GEORGIA, 1968

ITEM	MONROE						MONTGOMERY					
	Number			Rate or Ratio*			Number			Rate or Ratio*		
	Total	White	Non-White	Total	White	Non-White	Total	White	Non-White	Total	White	Non-White
1 Estimated population as of July 1,	11,600	6,500	5,100				7,000	4,300	2,700			
LIVE BIRTHS												
2 Total	196	86	110	16.9	13.2	21.6	116	56	60	16.6	13.0	22.2
3 Delivered in hospital	150	86	64	76.5%	100.0%	58.2%	76	56	20	65.5%	100.0%	33.3%
4 Delivered in home by physician	-	-	-	0%	0%	0%	-	-	-	0%	0%	0%
5 Delivered by midwife	46	-	46	23.5%	0%	41.8%	40	-	40	34.5%	0%	66.7%
6 Other deliveries	-	-	-	0%	0%	0%	-	-	-	0%	0%	0%
7 Immature births	22	6	16	112.2	69.8	145.5	9	4	5	77.6	71.4	83.3
8 Live births to unwed mothers	30	-	30	153.1	0	272.7	12	2	10	103.4	35.7	166.7
FETAL DEATHS												
9 Total	4	1	3	20.4	11.6	27.3	1	-	1	8.6	0	16.7
10 Under 20 weeks gestation	1	1	-	5.1	11.6	0	-	-	-	0	0	0
11 20-27 weeks gestation	2	-	2	10.2	0	18.2	-	-	-	0	0	0
12 28 weeks and more	1	-	1	5.1	0	9.1	-	-	-	0	0	0
13 Unknown length of gestation	-	-	-	0	0	0	1	-	1	8.6	0	16.7
DEATHS												
14 Total, all ages	130	65	65	1120.7	1000.0	1274.5	56	41	15	800.0	953.5	555.6
15 Under 1 year	9	-	9	45.9	0	81.8	3	1	2	25.9	17.9	33.3
16 Under 28 days	4	-	4	20.4	0	36.4	2	1	1	17.2	17.9	16.7
17 Deaths from immaturity	2	-	2	10.2	0	18.2	-	-	-	0	0	0
18 1-4 years **	3	1	2	-	-	-	1	-	1	-	-	-
19 Maternal deaths	-	-	-	0	0	0	-	-	-	0	0	0
CAUSE OF DEATH												
20 Dysentery (004,006,007,009)	-	-	-	0	0	0	-	-	-	0	0	0
21 Tuberculosis, all forms (010-019)	-	-	-	0	0	0	-	-	-	0	0	0
22 Meningococcal infections (036)	-	-	-	0	0	0	-	-	-	0	0	0
23 Acute infectious encephalitis (062-065)	-	-	-	0	0	0	-	-	-	0	0	0
24 Infectious Hepatitis (070)	-	-	-	0	0	0	-	-	-	0	0	0
25 Typhus and other rickettsioses (080-083)	-	-	-	0	0	0	-	-	-	0	0	0
26 Venereal disease (090-099)	-	-	-	0	0	0	-	-	-	0	0	0
27 All other diseases classified as Infective and parasitic (100-003, 005, 008, 020-035, 037-061, 066-069, 071-079, 084-089, 100-136)	1	-	1	8.6	0	19.6	1	1	-	14.3	23.3	0
28 Malignant neoplasms, including neoplasms of lymphatic and haematopoietic tissues (140-209)	18	10	8	155.2	153.8	156.9	9	7	2	128.6	162.8	74.1
29 Benign neoplasms and neoplasms of unspecified nature (210-239)	1	1	-	8.6	15.4	0	-	-	-	0	0	0
30 Diabetes Mellitus (250)	7	3	4	60.3	46.2	78.4	-	-	-	0	0	0
31 Avitaminoses & other nutritional deficiency (260-269)	1	-	1	8.6	0	19.6	-	-	-	0	0	0
32 Anemias (280-285)	-	-	-	0	0	0	-	-	-	0	0	0
33 Nonmeningococcal meningitis (320)	-	-	-	0	0	0	1	1	-	14.3	23.3	0
34 Active rheumatic fever (390-392)	-	-	-	0	0	0	-	-	-	0	0	0
35 Chronic rheumatic heart disease (393-398)	-	-	-	0	0	0	-	-	-	0	0	0
36 Hypertensive disease (400-404)	5	1	4	43.1	15.4	78.4	1	-	1	14.3	0	37.0
37 Ischaemic heart disease (410-414)	31	20	11	267.2	307.7	215.7	19	15	4	271.4	348.8	148.1
38 Other forms of heart disease (420-429)	9	4	5	77.6	61.5	98.0	1	1	-	14.3	23.3	0
39 Cerebrovascular disease (430-438)	8	3	5	69.0	46.2	98.0	8	6	2	114.3	139.5	74.1
40 General arteriosclerosis (440)	-	-	-	0	0	0	1	1	-	14.3	23.3	0
41 Other diseases of arteries, arterioles, & capillaries (441-448)	4	3	1	34.5	46.2	19.6	-	-	-	0	0	0
42 Influenza (470-474)	-	-	-	0	0	0	1	1	-	14.3	23.3	0
43 Pneumonia (480-486)	10	4	6	86.2	61.5	117.6	2	1	1	28.6	23.3	37.0
44 Bronchitis, emphysema and asthma (486, 490-493)	4	2	2	34.5	30.8	39.2	1	1	-	14.3	23.3	0
45 Other diseases of the respiratory system (460-465, 500-519)	2	2	-	17.2	30.8	0	-	-	-	0	0	0
46 Peptic ulcer (531-533)	-	-	-	0	0	0	1	1	-	14.3	23.3	0
47 Appendicitis (540-543)	-	-	-	0	0	0	-	-	-	0	0	0
48 Intestinal obstruction and hernia (550-553, 560)	-	-	-	0	0	0	-	-	-	0	0	0
49 Gastritis, duodenitis, enteritis & colitis (535, 561, 563)	-	-	-	0	0	0	-	-	-	0	0	0
50 Cirrhosis of liver (571)	-	-	-	0	0	0	-	-	-	0	0	0
51 Nephritis and nephrosis (580-584)	-	-	-	0	0	0	-	-	-	0	0	0
52 Hyperplasia of prostate (600)	-	-	-	0	0	0	-	-	-	0	0	0
53 Complications of pregnancy, childbirth and the puerperium (630-678)	-	-	-	0	0	0	-	-	-	0	0	0
54 Congenital anomalies (740-759)	-	-	-	0	0	0	-	-	-	0	0	0
55 Birth injuries, difficult labor and other anoxic and hypoxic conditions (764-768, 772, 776)	2	-	2	17.2	0	39.2	1	-	1	14.3	0	37.0
56 Other causes of neonatal mortality (760-763, 769-771, 773-775, 777-779)	2	-	2	17.2	0	39.2	-	-	-	0	0	0
57 Symptoms and ill-defined conditions (780-796)	-	-	-	0	0	0	3	1	2	42.9	23.3	74.1
58 All other diseases (residual)	6	3	3	51.7	46.2	58.8	1	1	-	14.3	23.3	0
59 Motor vehicle accidents (E810-E823)	12	7	5	103.4	107.7	98.0	4	2	2	57.1	46.5	74.1
60 All other accidents (E800-E807, E825-E949)	3	1	2	25.9	15.4	39.2	-	-	-	0	0	0
61 Suicides (E950-E959)	1	1	-	8.6	15.4	0	-	-	-	0	0	0
62 Homicides (E960-E-969)	3	-	3	25.9	0	58.8	1	1	-	14.3	23.3	0
63 Legal Intervention (E970-E978)	-	-	-	0	0	0	-	-	-	0	0	0
64 All other external injuries (E980-E999)	-	-	-	0	0	0	-	-	-	0	0	0

TABLE XIII VITAL STATISTICS, BY COUNTY, BY RACE, GEORGIA, 1968

ITEM	MORGAN						MURRAY						
	Number			Rate or Ratio*			Number			Rate or Ratio*			
	Total	White	Non-White	Total	White	Non-White	Total	White	Non-White	Total	White	Non-White	
1 Estimated population as of July 1,	10,600	5,700	4,900				14,000	13,900	100				1
LIVE BIRTHS													
2 Total	219	89	130	20.7	15.6	26.5	220	220	-	15.7	15.8	0	2
3 Delivered in hospital	207	89	118	94.5%	100.0%	90.8%	218	218	-	99.1%	99.1%	0	3
4 Delivered in home by physician	1	-	1	0.5%	0%	0.8%	-	-	-	0%	0%	0	4
5 Delivered by midwife	11	-	11	5.0%	0%	8.5%	1	1	-	0.5%	0.5%	0	5
6 Other deliveries	-	-	-	0%	0%	0%	1	1	-	0.5%	0.5%	0	6
7 Immature births	23	2	21	105.0	22.5	161.5	22	22	-	100.0	100.0	0	7
8 Live births to unwed mothers	39	3	36	178.1	33.7	276.9	8	8	-	36.4	36.4	0	8
FETAL DEATHS													
9 Total	1	-	1	4.6	0	7.7	1	1	-	4.5	4.5	0	9
10 Under 20 weeks gestation	1	-	1	4.6	0	7.7	-	-	-	0	0	0	10
11 20-27 weeks gestation	-	-	-	0	0	0	-	-	-	0	0	0	11
12 28 weeks and more	-	-	-	0	0	0	1	1	-	4.5	4.5	0	12
13 Unknown length of gestation	-	-	-	0	0	0	-	-	-	0	0	0	13
DEATHS													
14 Total, all ages	110	58	52	1037.7	1017.5	1061.2	87	87	-	621.4	625.9	0	14
15 Under 1 year	10	3	7	45.7	33.7	53.8	9	9	-	40.9	40.9	0	15
16 Under 28 days	6	1	5	27.4	11.2	38.5	3	3	-	13.6	13.6	0	16
17 Deaths from immaturity	-	-	-	0	0	0	-	-	-	0	0	0	17
18 1-4 years **	1	-	1	45.7	0	76.9	-	-	-	0	0	0	18
19 Maternal deaths	1	-	1	45.7	0	76.9	-	-	-	0	0	0	19
CAUSE OF DEATH													
20 Dysentery (004,006,007,009)	-	-	-	0	0	0	-	-	-	0	0	0	20
21 Tuberculosis, all forms (010-019)	-	-	-	0	0	0	-	-	-	0	0	0	21
22 Meningococcal infections (036)	-	-	-	0	0	0	-	-	-	0	0	0	22
23 Acute infectious encephalitis (062-065)	-	-	-	0	0	0	-	-	-	0	0	0	23
24 Infectious hepatitis (070)	-	-	-	0	0	0	-	-	-	0	0	0	24
25 Typhus and other rickettsioses (080-083)	-	-	-	0	0	0	-	-	-	0	0	0	25
26 Venereal disease (090-099)	-	-	-	0	0	0	-	-	-	0	0	0	26
27 All other diseases classified as infective and parasitic (000-003, 005, 008, 020-035, 037-061, 066-069, 071-079, 084-089, 100-136)	-	-	-	0	0	0	1	1	-	7.1	7.2	0	27
28 Malignant neoplasms, including neoplasms of lymphatic and haematopoietic tissues (140-209)	7	7	-	66.0	122.8	0	8	8	-	57.1	57.6	0	28
29 Benign neoplasms and neoplasms of unspecified nature (210-239)	-	-	-	0	0	0	-	-	-	0	0	0	29
30 Diabetes Mellitus (250)	2	1	1	18.9	17.5	20.4	5	5	-	35.7	36.0	0	30
31 Avitaminoses & other nutritional deficiency (260-269)	-	-	-	0	0	0	-	-	-	0	0	0	31
32 Anemias (280-285)	-	-	-	0	0	0	-	-	-	0	0	0	32
33 Nonmeningococcal meningitis (320)	-	-	-	0	0	0	-	-	-	0	0	0	33
34 Active rheumatic fever (390-392)	-	-	-	0	0	0	-	-	-	0	0	0	34
35 Chronic rheumatic heart disease (393-398)	-	-	-	0	0	0	-	-	-	0	0	0	35
36 Hypertensive disease (400-404)	5	1	4	47.2	17.5	81.6	1	1	-	7.1	7.2	0	36
37 Ischaemic heart disease (410-414)	36	20	16	339.6	350.9	326.5	19	19	-	135.7	136.7	0	37
38 Other forms of heart disease (420-429)	1	-	1	9.4	0	20.4	3	3	-	21.4	21.6	0	38
39 Cardiovascular disease (430-438)	28	15	13	264.2	263.2	265.3	17	17	-	121.4	122.3	0	39
40 General arteriosclerosis (440)	-	-	-	0	0	0	2	2	-	14.3	14.4	0	40
41 Other diseases of arteries, arterioles, & capillaries (441-448)	2	2	-	18.9	35.1	0	1	1	-	7.1	7.2	0	41
42 Influenza (470-474)	1	1	-	9.4	17.5	0	-	-	-	0	0	0	42
43 Pneumonia (480-486)	7	3	4	66.0	52.6	81.6	7	7	-	50.0	50.4	0	43
44 Bronchitis, emphysema and asthma (466, 490-493)	-	-	-	0	0	0	1	1	-	7.1	7.2	0	44
45 Other diseases of the respiratory system (460-465, 500-519)	-	-	-	0	0	0	1	1	-	7.1	7.2	0	45
46 Peptic ulcer (531-533)	-	-	-	0	0	0	-	-	-	0	0	0	46
47 Appendicitis (540-543)	-	-	-	0	0	0	-	-	-	0	0	0	47
48 Intestinal obstruction and hernia (550-553, 560)	-	-	-	0	0	0	1	1	-	7.1	7.2	0	48
49 Gastritis, duodenitis, enteritis & colitis (535, 561, 563)	-	-	-	0	0	0	-	-	-	0	0	0	49
50 Cirrhosis of liver (571)	-	-	-	0	0	0	1	1	-	7.1	7.2	0	50
51 Nephritis and nephrosis (580-584)	2	-	2	18.9	0	40.8	-	-	-	0	0	0	51
52 Hyperplasia of prostate (600)	-	-	-	0	0	0	-	-	-	0	0	0	52
53 Complications of pregnancy, childbirth and the puerperium (630-678)	1	-	1	9.4	0	20.4	-	-	-	0	0	0	53
54 Congenital anomalies (740-759)	1	-	1	9.4	0	20.4	1	1	-	7.1	7.2	0	54
55 Birth injuries, difficult labor and other anoxic and hypoxic conditions (764-768, 772, 776)	3	1	2	28.3	17.5	40.8	2	2	-	14.3	14.4	0	55
56 Other causes of neonatal mortality (760-763, 769-771, 772-775, 777-779)	1	-	1	9.4	0	20.4	-	-	-	0	0	0	56
57 Symptoms and ill-defined conditions (780-796)	-	-	-	0	0	0	2	2	-	14.3	14.4	0	57
58 All other diseases (residual)	5	1	4	47.2	17.5	81.6	1	1	-	7.1	7.2	0	58
59 Motor vehicle accidents (E810-E823)	1	1	-	9.4	17.5	0	7	7	-	50.0	50.4	0	59
60 All other accidents (E800-E807, E825-E949)	4	3	1	37.7	52.6	20.4	3	3	-	21.4	21.6	0	60
61 Suicides (E950-E959)	1	1	-	9.4	17.5	0	2	2	-	14.3	14.4	0	61
62 Homicides (E960-E969)	2	1	1	18.9	17.5	20.4	-	-	-	0	0	0	62
63 Legal intervention (E970-E978)	-	-	-	0	0	0	-	-	-	0	0	0	63
64 All other external injuries (E980-E999)	-	-	-	0	0	0	1	1	-	7.1	7.2	0	64

TABLE XIII VITAL STATISTICS, BY COUNTY, BY RACE, GEORGIA, 1968

ITEM	MUSCOGEE						NEWTON						
	Number			Rate or Ratio*			Number			Rate or Ratio*			
	Total	White	Non-White	Total	White	Non-White	Total	White	Non-White	Total	White	Non-White	
1 Estimated population as of July 1.	146,300	108,900	37,400				25,500	17,300	8,200				1
LIVE BIRTHS													
2 Total	3,428	2,556	872	23.4	23.5	23.3	541	324	217	21.2	18.7	26.5	2
3 Delivered in hospital	3,409	2,552	857	99.4%	99.8%	98.3%	512	324	188	94.6%	100.0%	86.6%	3
4 Delivered in home by physician	17	4	13	0.5%	0.2%	1.5%	3	-	3	0.6%	0%	1.4%	4
5 Delivered by midwife	1	-	1	0.0%	0%	0.1%	26	-	26	4.8%	0%	12.0%	5
6 Other deliveries	1	-	1	0.0%	0%	0.1%	-	-	-	0%	0%	0%	6
7 Immature births	357	233	124	104.1	91.2	142.2	60	26	34	110.9	80.2	156.7	7
8 Live births to unwed mothers	310	97	213	90.4	37.9	244.3	59	7	52	109.1	21.6	239.6	8
FETAL DEATHS													
9 Total	72	45	27	21.0	17.6	31.0	17	8	9	31.4	24.7	41.5	9
10 Under 20 weeks gestation	10	7	3	2.9	2.7	3.4	-	-	-	0	0	0	10
11 20-27 weeks gestation	18	9	9	5.3	3.5	10.3	5	3	2	9.2	9.3	9.2	11
12 28 weeks and more	43	29	14	12.5	11.3	16.1	11	5	6	20.3	15.4	27.6	12
13 Unknown length of gestation	1	-	1	0.3	0	1.1	1	-	1	1.8	0	4.6	13
DEATHS													
14 Total, all ages	1,279	847	432	874.2	777.8	1155.1	255	163	92	1000.0	942.2	1122.0	14
15 Under 1 year	83	64	19	24.2	25.0	21.8	21	8	13	38.8	24.7	59.9	15
16 Under 28 days	64	51	13	18.7	20.0	14.9	12	5	7	22.2	15.4	32.3	16
17 Deaths from immaturity	17	14	3	5.0	5.5	3.4	2	-	2	3.7	0	9.2	17
18 1-4 years **	8	4	4	-	-	-	1	-	1	-	-	-	18
19 Maternal deaths	-	-	-	0	0	0	1	-	1	18.5	0	46.1	19
CAUSE OF DEATH													
20 Dysentery (004,006,007,009)	-	-	-	0	0	0	1	1	-	3.9	5.8	0	20
21 Tuberculosis, all forms (010-019)	4	2	2	2.7	1.8	5.3	1	-	1	3.9	0	12.2	21
22 Meningococcal infections (038)	-	-	-	0	0	0	-	-	-	0	0	0	22
23 Acute infectious encephalitis (062-065)	-	-	-	0	0	0	-	-	-	0	0	0	23
24 Infectious Hepatitis (070)	-	-	-	0	0	0	-	-	-	0	0	0	24
25 Typhus and other rickettsioses (080-083)	-	-	-	0	0	0	-	-	-	0	0	0	25
26 Venereal disease (090-099)	-	-	-	0	0	0	-	-	-	0	0	0	26
27 All other diseases classified as infective and parasitic (000-003, 005, 008, 020-035, 037-061, 066-069, 071-079, 084-089, 100-136)	8	4	4	5.5	3.7	10.7	3	-	3	11.8	0	36.6	27
28 Malignant neoplasms, including neoplasms of lymphatic and haematopoietic tissues (140-209)	193	131	62	131.9	120.3	165.8	29	21	8	113.7	121.4	97.6	28
29 Benign neoplasms and neoplasms of unspecified nature (210-239)	6	5	1	4.1	4.6	2.7	-	-	-	0	0	0	29
30 Diabetes Mellitus (250)	16	10	6	10.9	9.2	16.0	4	2	2	15.7	11.6	24.4	30
31 Avitaminoses & other nutritional deficiency (260-269)	1	-	1	0.7	0	2.7	1	-	1	3.9	0	12.2	31
32 Anemias (280-285)	1	-	1	0.7	0	2.7	-	-	-	0	0	0	32
33 Nonmeningococcal meningitis (320)	1	-	1	0.7	0	2.7	1	-	1	3.9	0	12.2	33
34 Active rheumatic fever (390-392)	-	-	-	0	0	0	-	-	-	0	0	0	34
35 Chronic rheumatic heart disease (393-398)	6	5	1	4.1	4.6	2.7	-	-	-	0	0	0	35
36 Hypertensive disease (400-404)	24	9	15	16.4	8.3	40.1	9	6	3	35.3	34.7	36.6	36
37 Ischaemic heart disease (410-414)	374	275	99	255.6	252.5	264.7	70	55	15	274.5	317.9	182.9	37
38 Other forms of heart disease (420-429)	87	41	46	59.5	37.6	123.0	9	6	3	35.3	34.7	36.6	38
39 Cerebrovascular disease (430-438)	156	82	74	106.6	75.3	197.9	50	30	20	196.1	173.4	243.9	39
40 General arteriosclerosis (440)	22	18	4	15.0	16.5	10.7	3	2	1	11.8	11.6	12.2	40
41 Other diseases of arteries, arterioles, & capillaries (441-448)	10	7	3	6.8	6.4	8.0	-	-	-	0	0	0	41
42 Influenza (470-474)	-	-	-	0	0	0	-	-	-	0	0	0	42
43 Pneumonia (480-486)	43	29	14	29.4	26.6	37.4	11	6	5	43.1	34.7	61.0	43
44 Bronchitis, emphysema and asthma (466, 490-493)	20	18	2	13.7	16.5	5.3	7	6	1	27.5	34.7	12.2	44
45 Other diseases of the respiratory system (460-465, 500-519)	9	4	5	6.2	3.7	13.4	1	-	1	3.9	0	12.2	45
46 Peptic ulcer (531-533)	5	3	2	3.4	2.8	5.3	1	-	1	3.9	0	12.2	46
47 Appendicitis (540-543)	2	2	-	1.4	1.8	0	-	-	-	0	0	0	47
48 Intestinal obstruction and hernia (550-553, 560)	3	3	-	2.1	2.8	0	1	1	-	3.9	5.8	0	48
49 Gastritis, duodenitis, enteritis & colitis (535, 561, 563)	1	1	-	0.7	0.9	0	-	-	-	0	0	0	49
50 Cirrhosis of liver (571)	16	12	4	10.9	11.0	10.7	1	1	-	3.9	5.8	0	50
51 Nephritis and nephrosis (580-584)	15	12	3	10.3	11.0	8.0	3	1	2	11.8	5.8	24.4	51
52 Hyperplasia of prostate (600)	-	-	-	0	0	0	-	-	-	0	0	0	52
53 Complications of pregnancy, childbirth and the puerperium (630-678)	-	-	-	0	0	0	1	-	1	3.9	0	12.2	53
54 Congenital anomalies (740-759)	13	12	1	8.9	11.0	2.7	1	1	-	3.9	5.8	0	54
55 Birth injuries, difficult labor and other anoxic and hypoxic conditions (764-768, 772, 776)	20	17	3	13.7	15.6	8.0	2	1	1	7.8	5.8	12.2	55
56 Other causes of neonatal mortality (760-763, 769-771, 773-775, 777-779)	31	23	8	21.2	21.1	21.4	5	2	3	19.6	11.6	36.6	56
57 Symptoms and ill-defined conditions (780-796)	8	5	3	5.5	4.6	8.0	4	1	3	15.7	5.8	36.6	57
58 All other diseases (residual)	67	41	26	45.8	37.6	69.5	13	8	5	51.0	46.2	61.0	58
59 Motor vehicle accidents (E810-E823)	35	28	7	23.9	25.7	18.7	7	5	2	27.5	28.9	24.4	59
60 All other accidents (E800-E807, E825-E849)	43	23	20	29.4	21.1	53.5	8	4	4	31.4	23.1	48.8	60
61 Suicides (E950-E959)	17	16	1	11.6	14.7	2.7	2	2	-	7.8	11.6	0	61
62 Homicides (E960-E969)	19	8	11	13.0	7.3	29.4	5	1	4	19.6	5.8	48.8	62
63 Legal intervention (E970-E978)	-	-	-	0	0	0	1	-	1	3.9	0	12.2	63
64 All other external injuries (E980-E999)	3	1	2	2.1	0.9	5.3	-	-	-	0	0	0	64

TABLE XIII VITAL STATISTICS, BY COUNTY, BY RACE, GEORGIA, 1968

ITEM	DCONEE						DGLETHORPE						
	Number			Rate or Ratio*			Number			Rate or Ratio*			
	Total	White	Non-White	Total	White	Non-White	Total	White	Non-White	Total	White	Non-White	
1 Estimated population as of July 1.	8,100	6,700	1,400				8,200	4,900	3,300				1
LIVE BIRTHS													
2 Total	157	123	34	19.4	18.4	24.3	137	57	80	16.7	11.6	24.2	2
3 Delivered in hospital	156	123	33	99.4%	100.0%	97.1%	134	57	77	97.8%	100.0%	96.3%	3
4 Delivered in home by physician	1	-	1	0.6%	0%	2.9%	3	-	3	2.2%	0%	3.8%	4
5 Delivered by midwife	-	-	-	0%	0%	0%	-	-	-	0%	0%	0%	5
6 Other deliveries	-	-	-	0%	0%	0%	-	-	-	0%	0%	0%	6
7 Immature births	12	9	3	76.4	73.2	88.2	23	7	16	167.9	122.8	200.0	7
8 Live births to unwed mothers	13	1	12	82.8	8.1	352.9	31	3	28	225.3	52.6	350.0	8
FETAL DEATHS													
9 Total	5	2	3	31.8	16.3	88.2	-	-	-	0	0	0	9
10 Under 20 weeks gestation	1	1	-	6.4	8.1	0	-	-	-	0	0	0	10
11 20-27 weeks gestation	1	-	1	6.4	0	29.4	-	-	-	0	0	0	11
12 28 weeks and more	3	1	2	19.1	8.1	58.8	-	-	-	0	0	0	12
13 Unknown length of gestation	-	-	-	0	0	0	-	-	-	0	0	0	13
DEATHS													
14 Total, all ages	71	59	12	876.5	880.6	857.1	97	58	39	1182.9	1183.7	1181.8	14
15 Under 1 year	3	2	1	19.1	16.3	29.4	7	1	6	51.1	17.5	75.0	15
16 Under 28 days	2	2	-	12.7	16.3	0	5	1	4	36.5	17.5	50.0	16
17 Deaths from immaturity	-	-	-	0	0	0	-	-	-	0	0	0	17
18 1-4 years **	1	-	1	0	0	0	-	-	-	0	0	0	18
19 Maternal deaths	-	-	-	0	0	0	-	-	-	0	0	0	19
CAUSE OF DEATH													
20 Dysentery (004,006,007,009)	-	-	-	0	0	0	-	-	-	0	0	0	20
21 Tuberculosis, all forms (010-019)	-	-	-	0	0	0	1	1	-	12.2	20.4	0	21
22 Meningococcal infections (036)	-	-	-	0	0	0	-	-	-	0	0	0	22
23 Acute infectious encephalitis (062-065)	-	-	-	0	0	0	-	-	-	0	0	0	23
24 Infectious hepatitis (070)	-	-	-	0	0	0	-	-	-	0	0	0	24
25 Typhus and other rickettsioses (080-083)	-	-	-	0	0	0	-	-	-	0	0	0	25
26 Venereal disease (090-099)	-	-	-	0	0	0	-	-	-	0	0	0	26
27 All other diseases classified as infective and parasitic (000-003, 005, 008, 020-035, 037-061, 066-069, 071-079, 084-089, 100-136)	-	-	-	0	0	0	-	-	-	0	0	0	27
28 Malignant neoplasms, including neoplasms of lymphatic and haematopoietic tissues (140-209)	12	9	3	148.1	134.3	214.3	11	4	7	134.1	81.6	212.1	28
29 Benign neoplasms and neoplasms of unspecified nature (210-239)	-	-	-	0	0	0	-	-	-	0	0	0	29
30 Diabetes Mellitus (250)	-	-	-	0	0	0	2	2	-	24.4	40.8	0	30
31 Avitaminoses & other nutritional deficiency (260-269)	-	-	-	0	0	0	-	-	-	0	0	0	31
32 Anomias (280-285)	1	-	1	12.3	0	71.4	-	-	-	0	0	0	32
33 Nonmeningococcal meningitis (320)	-	-	-	0	0	0	-	-	-	0	0	0	33
34 Active rheumatic fever (390-392)	-	-	-	0	0	0	-	-	-	0	0	0	34
35 Chronic rheumatic heart disease (393-398)	1	-	1	12.3	0	71.4	-	-	-	0	0	0	35
36 Hypertensive disease (400-404)	1	-	1	12.3	0	71.4	3	2	1	36.6	40.8	30.3	36
37 Ischaemic heart disease (410-414)	16	16	-	197.5	238.8	0	29	22	7	353.7	449.0	212.1	37
38 Other forms of heart disease (420-429)	8	1	-	12.3	14.9	0	5	1	4	61.0	20.4	121.2	38
39 Cerebrovascular disease (430-438)	8	8	-	98.8	119.4	0	12	8	4	146.3	163.3	121.2	39
40 General arteriosclerosis (440)	2	2	-	24.7	29.9	0	2	2	-	24.4	40.8	0	40
41 Other diseases of arteries, arterioles, & capillaries (441-448)	2	2	-	24.7	29.9	0	1	-	1	12.2	0	30.3	41
42 Influenza (470-474)	1	1	-	12.3	14.9	0	2	2	-	24.4	40.8	0	42
43 Pneumonia (480-486)	3	2	1	37.0	29.9	71.4	5	4	1	61.0	81.6	30.3	43
44 Bronchitis, emphysema and asthma (466, 490-493)	1	1	-	12.3	14.9	0	1	1	-	12.2	20.4	0	44
45 Other diseases of the respiratory system (460-465, 500-519)	-	-	-	0	0	0	-	-	-	0	0	0	45
46 Peptic ulcer (531-533)	1	1	-	12.3	14.9	0	-	-	-	0	0	0	46
47 Appendicitis (540-543)	-	-	-	0	0	0	-	-	-	0	0	0	47
48 Intestinal obstruction and hernia (550-553, 560)	1	-	1	12.3	0	71.4	-	-	-	0	0	0	48
49 Gastritis, duodenitis, enteritis & colitis (535, 561, 563)	-	-	-	0	0	0	-	-	-	0	0	0	49
50 Cirrhosis of liver (571)	-	-	-	0	0	0	1	1	-	12.2	20.4	0	50
51 Nephritis and nephrosis (580-584)	-	-	-	0	0	0	-	-	-	0	0	0	51
52 Hyperplasia of prostate (600)	1	-	1	12.3	0	71.4	1	1	-	12.2	20.4	0	52
53 Complications of pregnancy, childbirth and the puerperium (630-678)	-	-	-	0	0	0	-	-	-	0	0	0	53
54 Congenital anomalies (740-759)	1	1	-	12.3	14.9	0	-	-	-	0	0	0	54
55 Birth injuries, difficult labor and other anoxic and hypoxic conditions (764-768, 772, 776)	-	-	-	0	0	0	5	1	4	61.0	20.4	121.2	55
56 Other causes of neonatal mortality (760-763, 769-771, 773-775, 777-779)	-	-	-	0	0	0	-	-	-	0	0	0	56
57 Symptoms and ill-defined conditions (780-796)	-	-	-	0	0	0	2	1	1	24.4	20.4	30.3	57
58 All other diseases (residual)	8	5	3	98.8	74.6	214.3	6	2	4	73.2	40.8	121.2	58
59 Motor vehicle accidents (E810-E823)	6	6	-	74.1	89.6	0	4	1	3	48.8	20.4	90.9	59
60 All other accidents (E800-E807, E825-E949)	3	3	-	37.0	44.8	0	2	1	1	24.4	20.4	30.3	60
61 Suicides (E950-E959)	1	1	-	12.3	14.9	0	-	-	-	0	0	0	61
62 Homicides (E960-E969)	-	-	-	0	0	0	-	-	-	0	0	0	62
63 Legal intervention (E970-E978)	-	-	-	0	0	0	-	-	-	0	0	0	63
64 All other external injuries (E980-E999)	-	-	-	0	0	0	2	1	1	24.4	20.4	30.3	64

TABLE XIII VITAL STATISTICS, BY COUNTY, BY RACE, GEORGIA, 1968

ITEM	PAULDING						PEACH						
	Number			Rate or Ratio*			Number			Rate or Ratio*			
	Total	White	Non-White	Total	White	Non-White	Total	White	Non-White	Total	White	Non-White	
1 Estimated population as of July 1,	16,500	15,100	1,400				16,000	6,900	9,100				1
LIVE BIRTHS													
2 Total	287	249	38	17.4	16.5	27.1	315	114	201	19.7	16.5	22.1	2
3 Delivered in hospital	286	248	38	99.7%	99.5%	100.0%	254	114	140	80.6%	100.0%	69.7%	3
4 Delivered in home by physician	1	1	-	0.3%	0.4%	0%	5	-	5	1.6%	0%	2.5%	4
5 Delivered by midwife	-	-	-	0%	0%	0%	56	-	56	17.8%	0%	27.9%	5
6 Other deliveries	-	-	-	0%	0%	0%	-	-	-	0%	0%	0%	6
7 Immature births	30	25	5	104.5	100.4	131.6	38	8	30	120.6	70.2	149.3	7
8 Live births to unwed mothers	11	7	4	38.3	28.1	105.3	48	3	45	152.4	26.3	223.9	8
FETAL DEATHS													
9 Total	10	8	2	34.8	32.1	52.6	8	-	8	25.4	0	39.8	9
10 Under 20 weeks gestation	6	4	2	20.9	16.1	52.6	-	-	-	0	0	0	10
11 20-27 weeks gestation	1	1	-	3.5	4.0	0	3	-	3	9.5	0	14.9	11
12 28 weeks and more	3	3	-	10.5	12.0	0	4	-	4	12.7	0	19.9	12
13 Unknown length of gestation	-	-	-	0	0	0	1	-	1	3.2	0	5.0	13
DEATHS													
14 Total, all ages	149	134	15	903.0	887.4	1071.4	154	60	94	962.5	869.6	1033.0	14
15 Under 1 year	6	4	2	20.9	16.1	52.6	18	2	15	57.1	17.5	79.6	15
16 Under 28 days	2	2	-	7.0	8.0	0	14	2	12	44.4	17.5	59.7	16
17 Deaths from immaturity	-	-	-	0	0	0	3	-	3	9.5	0	14.9	17
18 1-4 years **	1	1	-	-	-	-	-	-	-	-	-	-	18
19 Maternal deaths	-	-	-	0	0	0	-	-	-	0	0	0	19
CAUSE OF DEATH													
20 Dysentery (004,006,007,009)	-	-	-	0	0	0	1	-	1	6.3	0	11.0	20
21 Tuberculosis, all forms (010-019)	-	-	-	0	0	0	-	-	-	0	0	0	21
22 Meningococcal infections (036)	-	-	-	0	0	0	-	-	-	0	0	0	22
23 Acute infectious encephalitis (062-065)	-	-	-	0	0	0	-	-	-	0	0	0	23
24 Infectious hepatitis (070)	-	-	-	0	0	0	-	-	-	0	0	0	24
25 Typhus and other rickettsioses (080-093)	-	-	-	0	0	0	-	-	-	0	0	0	25
26 Venereal disease (090-099)	-	-	-	0	0	0	-	-	-	0	0	0	26
27 All other diseases classified as infective and parasitic (000-003, 005, 008, 020-035, 037-061, 066-069, 071-079, 084-089, 100-136)	1	1	-	6.1	6.6	0	2	1	1	12.5	14.5	11.0	27
28 Malignant neoplasms, including neoplasms of lymphatic and hematopoietic tissues (140-209)	20	19	1	121.2	125.8	71.4	15	11	4	93.8	159.4	44.0	28
29 Benign neoplasms and neoplasms of unspecified nature (210-239)	-	-	-	0	0	0	-	-	-	0	0	0	29
30 Diabetes Mellitus (250)	5	2	3	30.3	13.2	214.3	3	-	3	18.8	0	33.0	30
31 Avitaminoses & other nutritional deficiency (260-269)	-	-	-	0	0	0	1	-	1	6.3	0	11.0	31
32 Anemias (280-285)	-	-	-	0	0	0	-	-	-	0	0	0	32
33 Nonmeningococcal meningitis (320)	-	-	-	0	0	0	-	-	-	0	0	0	33
34 Active rheumatic fever (390-392)	-	-	-	0	0	0	-	-	-	0	0	0	34
35 Chronic rheumatic heart disease (393-398)	-	-	-	0	0	0	1	-	1	6.3	0	11.0	35
36 Hypertensive disease (400-404)	2	1	1	12.1	6.6	71.4	7	2	5	43.8	29.0	54.9	36
37 Ischaemic heart disease (410-414)	51	46	5	309.1	304.6	357.1	44	23	21	275.0	333.3	230.8	37
38 Other forms of heart disease (420-429)	3	3	-	18.2	19.9	0	5	1	4	31.3	14.5	44.0	38
39 Cerebrovascular disease (430-438)	20	19	1	121.2	125.8	71.4	17	4	13	106.3	58.0	142.9	39
40 General arteriosclerosis (440)	-	-	-	0	0	0	4	1	3	25.0	14.5	33.0	40
41 Other diseases of arteries, arterioles, & capillaries (441-448)	2	2	-	12.1	13.2	0	1	1	-	6.3	14.5	0	41
42 Influenza (470-474)	-	-	-	0	0	0	-	-	-	0	0	0	42
43 Pneumonia (480-486)	10	8	2	60.6	53.0	142.9	8	2	6	50.0	29.0	65.9	43
44 Bronchitis, emphysema and asthma (486, 490-493)	3	3	-	18.2	19.9	0	1	1	-	6.3	14.5	0	44
45 Other diseases of the respiratory system (460-465, 500-519)	-	-	-	0	0	0	1	-	1	6.3	0	11.0	45
46 Peptic ulcer (531-533)	-	-	-	0	0	0	1	1	-	6.3	14.5	0	46
47 Appendicitis (540-543)	-	-	-	0	0	0	1	-	1	6.3	0	11.0	47
48 Intestinal obstruction and hernia (550-553, 560)	-	-	-	0	0	0	-	-	-	0	0	0	48
49 Gastritis, duodenitis, enteritis & colitis (535, 561, 563)	-	-	-	0	0	0	-	-	-	0	0	0	49
50 Cirrhosis of liver (571)	-	-	-	0	0	0	1	1	-	6.3	14.5	0	50
51 Nephritis and nephroses (580-584)	-	-	-	0	0	0	1	-	1	6.3	0	11.0	51
52 Hyperplasia of prostate (600)	1	1	-	6.1	6.6	0	-	-	-	0	0	0	52
53 Complications of pregnancy, childbirth and the puerperium (630-678)	-	-	-	0	0	0	-	-	-	0	0	0	53
54 Congenital anomalies (740-759)	1	1	-	6.1	6.6	0	2	-	2	12.5	0	22.0	54
55 Birth injuries, difficult labor and other anoxic and hypoxic conditions (764-768, 772, 776)	1	1	-	6.1	6.6	0	6	2	4	37.5	29.0	44.0	55
56 Other causes of neonatal mortality (760-763, 769-771, 773-775, 777-779)	-	-	-	0	0	0	4	-	4	25.0	0	44.0	56
57 Symptoms and ill-defined conditions (780-796)	-	-	-	0	0	0	1	-	1	6.3	0	11.0	57
58 All other diseases (residual)	10	9	1	60.6	59.6	71.4	8	2	6	50.0	29.0	65.9	58
59 Motor vehicle accidents (E810-E823)	10	9	1	60.6	59.6	71.4	8	3	5	50.0	43.5	54.9	59
60 All other accidents (E800-E807, E925-E949)	6	6	-	36.4	39.7	0	8	3	5	50.0	43.5	54.9	60
61 Suicides (E950-E959)	3	3	-	18.2	19.9	0	1	1	-	6.3	14.5	0	61
62 Homicides (E960-E969)	-	-	-	0	0	0	-	-	-	0	0	0	62
63 Legal intervention (E970-E978)	-	-	-	0	0	0	1	-	1	6.3	0	11.0	63
64 All other external injuries (E980-E999)	-	-	-	0	0	0	-	-	-	0	0	0	64

TABLE XIII VITAL STATISTICS, BY COUNTY, BY RACE, GEORGIA, 1968

ITEM	PICKENS						PIERCE					
	Number			Rate or Ratio*			Number			Rate or Ratio*		
	Total	White	Non-White	Total	White	Non-White	Total	White	Non-White	Total	White	Non-White
1 Estimated population as of July 1,	9,300	9,000	300				10,000	7,900	2,100			
LIVE BIRTHS												
2 Total	167	158	9	18.0	17.6	30.0	180	132	48	18.0	16.7	22.9
3 Delivered in hospital	167	158	9	100.0%	100.0%	100.0%	178	132	46	98.9%	100.0%	95.8%
4 Delivered in home by physician	-	-	-	0%	0%	0%	2	-	2	1.1%	0%	4.2%
5 Delivered by midwife	-	-	-	0%	0%	0%	-	-	-	0%	0%	0%
6 Other deliveries	-	-	-	0%	0%	0%	-	-	-	0%	0%	0%
7 Immature births	9	8	1	53.9	50.6	111.1	25	14	11	138.9	106.1	229.2
8 Live births to unwed mothers	4	4	-	24.0	25.3	0	17	5	12	94.4	37.9	250.0
FETAL DEATHS												
9 Total	2	1	1	12.0	6.3	111.1	9	5	4	50.0	37.9	83.3
10 Under 20 weeks gestation	-	-	-	0	0	0	4	1	3	22.2	7.6	62.5
11 20-27 weeks gestation	-	-	-	0	0	0	3	3	-	16.7	22.7	0
12 28 weeks and more	2	1	1	12.0	6.3	111.1	-	-	-	0	0	0
13 Unknown length of gestation	-	-	-	0	0	0	2	1	1	11.1	7.6	20.8
DEATHS												
14 Total, all ages	92	89	3	989.2	988.9	1000.0	116	93	23	1160.0	1177.2	1095.2
15 Under 1 year	3	3	-	18.0	19.0	0	3	2	1	16.7	15.2	20.8
16 Under 28 days	1	1	-	6.0	6.3	0	3	2	1	16.7	15.2	20.8
17 Deaths from immaturity	-	-	-	0	0	0	-	-	-	0	0	0
18 1-4 years **	3	3	-	0	0	0	1	1	-	0	0	0
19 Maternal deaths	-	-	-	0	0	0	-	-	-	0	0	0
CAUSE OF DEATH												
20 Dysentery (004,006,007,009)	-	-	-	0	0	0	-	-	-	0	0	0
21 Tuberculosis, all forms (010-019)	1	1	-	10.8	11.1	0	-	-	-	0	0	0
22 Meningococcal infections (036)	-	-	-	0	0	0	-	-	-	0	0	0
23 Acute infectious encephalitis (062-065)	-	-	-	0	0	0	-	-	-	0	0	0
24 Infectious Hepatitis (070)	-	-	-	0	0	0	-	-	-	0	0	0
25 Typhus and other rickettsioses (080-083)	-	-	-	0	0	0	-	-	-	0	0	0
26 Venereal disease (090-099)	-	-	-	0	0	0	-	-	-	0	0	0
27 All other diseases classified as Infective and parasitic (000-003, 005, 008, 020-035, 037-061, 066-069, 071-079, 084-089, 100-136)	-	-	-	0	0	0	-	-	-	0	0	0
28 Malignant neoplasms, including neoplasms of lymphatic and haematopoietic tissues (140-209)	10	10	-	107.5	111.1	0	11	10	1	110.0	126.6	47.6
29 Benign neoplasms and neoplasms of unspecified nature (210-239)	-	-	-	0	0	0	-	-	-	0	0	0
30 Diabetes Mellitus (250)	5	5	-	53.8	55.6	0	2	1	1	20.0	12.7	47.6
31 Avitaminoses & other nutritional deficiency (260-269)	-	-	-	0	0	0	1	1	-	10.0	12.7	0
32 Anemias (280-285)	-	-	-	0	0	0	1	1	-	10.0	12.7	0
33 Nonmeningococcal meningitis (320)	-	-	-	0	0	0	-	-	-	0	0	0
34 Active rheumatic fever (390-392)	-	-	-	0	0	0	-	-	-	0	0	0
35 Chronic rheumatic heart disease (393-398)	-	-	-	0	0	0	-	-	-	0	0	0
36 Hypertensive disease (400-404)	-	-	-	0	0	0	2	1	1	20.0	12.7	47.6
37 Ischaemic heart disease (410-414)	24	24	-	258.1	266.7	0	48	41	7	480.0	519.0	333.3
38 Other forms of heart disease (420-429)	1	1	-	10.8	11.1	0	6	3	3	60.0	38.0	142.9
39 Cerebrovascular disease (430-438)	20	20	-	215.1	222.2	0	13	10	3	130.0	126.6	142.9
40 General arteriosclerosis (440)	2	2	-	21.5	22.2	0	-	-	-	0	0	0
41 Other diseases of arteries, arterioles, & capillaries (441-448)	1	1	-	10.8	11.1	0	1	1	-	10.0	12.7	0
42 Influenza (470-474)	-	-	-	0	0	0	1	-	1	10.0	0	47.6
43 Pneumonia (480-486)	4	4	-	43.0	44.4	0	6	5	1	60.0	63.3	47.6
44 Bronchitis, emphysema and asthma (466, 490-493)	1	1	-	10.8	11.1	0	4	4	-	40.0	50.6	0
45 Other diseases of the respiratory system (460-465, 500-519)	2	2	-	21.5	22.2	0	1	1	-	10.0	12.7	0
46 Peptic ulcer (531-533)	1	1	-	10.8	11.1	0	2	2	-	20.0	25.3	0
47 Appendicitis (540-543)	-	-	-	0	0	0	-	-	-	0	0	0
48 Intestinal obstruction and hernia (550-553, 560)	1	1	-	10.8	11.1	0	2	2	-	20.0	25.3	0
49 Gastritis, duodenitis, enteritis & colitis (535, 561, 563)	-	-	-	0	0	0	-	-	-	0	0	0
50 Cirrhosis of liver (571)	1	-	1	10.8	0	333.3	-	-	-	0	0	0
51 Nephritis and nephrosis (580-584)	-	-	-	0	0	0	2	-	2	20.0	0	95.2
52 Hyperplasia of prostate (600)	-	-	-	0	0	0	-	-	-	0	0	0
53 Complications of pregnancy, childbirth and the puerperium (630-678)	-	-	-	0	0	0	-	-	-	0	0	0
54 Congenital anomalies (740-759)	-	-	-	0	0	0	-	-	-	0	0	0
55 Birth injuries, difficult labor and other anoxic and hypoxic conditions (764-768, 772, 778)	1	1	-	10.8	11.1	0	1	1	-	10.0	12.7	0
56 Other causes of neonatal mortality (760-763, 769-771, 773-775, 777-779)	-	-	-	0	0	0	1	-	1	10.0	0	47.6
57 Symptoms and ill-defined conditions (780-796)	1	1	-	10.8	11.1	0	1	1	-	10.0	12.7	0
58 All other diseases (residual)	6	4	2	64.5	44.4	666.7	3	2	1	30.0	25.3	47.6
59 Motor vehicle accidents (E810-E823)	6	5	-	64.5	66.7	0	3	3	-	30.0	38.0	0
60 All other accidents (E800-E807, E825-E949)	3	3	-	32.3	33.3	0	1	-	1	10.0	0	47.6
61 Suicides (E950-E959)	1	1	-	10.8	11.1	0	2	2	-	20.0	25.3	0
62 Homicides (E960-E-969)	-	-	-	0	0	0	1	1	-	10.0	12.7	0
63 Legal intervention (E970-E978)	-	-	-	0	0	0	-	-	-	0	0	0
64 All other external injuries (E980-E999)	-	-	-	0	0	0	-	-	-	0	0	0

TABLE XIII VITAL STATISTICS, BY COUNTY, BY RACE, GEORGIA, 1968

ITEM	PIKE						POLK						
	Number			Rate or Ratio*			Number			Rate or Ratio*			
	Total	White	Non-White	Total	White	Non-White	Total	White	Non-White	Total	White	Non-White	
1 Estimated population as of July 1,	7,700	4,300	3,400				30,100	25,100	5,000				1
LIVE BIRTHS													
2 Total	121	40	81	15.7	9.3	23.8	519	418	101	17.2	16.7	20.2	2
3 Delivered in hospital	76	38	38	62.8%	95.0%	46.9%	509	416	93	98.1%	99.5%	92.1%	3
4 Delivered in home by physician	-	-	-	0%	0%	0%	-	-	-	0%	0%	0%	4
5 Delivered by midwife	45	2	43	37.2%	5.0%	53.1%	9	1	8	1.7%	0.2%	7.9%	5
6 Other deliveries	-	-	-	0%	0%	0%	1	1	-	0.2%	0.2%	0%	6
7 Immature births	12	2	10	99.2	50.0	123.5	48	29	19	92.5	69.4	188.1	7
8 Live births to unwed mothers	19	1	18	157.0	25.0	222.2	42	10	32	80.9	23.9	316.8	8
FETAL DEATHS													
9 Total	4	2	2	33.1	50.0	24.7	10	5	5	19.3	12.0	49.5	9
10 Under 20 weeks gestation	2	1	1	16.5	25.0	12.3	1	1	-	1.9	2.4	0	10
11 20-27 weeks gestation	-	-	-	0	0	0	1	1	-	1.9	2.4	0	11
12 28 weeks and more	-	-	-	0	0	0	4	2	2	7.7	4.8	19.8	12
13 Unknown length of gestation	2	1	1	16.5	25.0	12.3	4	1	3	7.7	2.4	29.7	13
DEATHS													
14 Total, all ages	77	53	24	1000.0	1232.6	705.9	306	249	57	1016.6	992.0	1140.0	14
15 Under 1 year	1	-	1	8.3	0	12.3	16	9	7	30.8	21.5	69.3	15
16 Under 28 days	-	-	-	0	0	0	12	7	5	23.1	16.7	49.5	16
17 Deaths from immaturity	-	-	-	0	0	0	3	2	1	5.8	4.8	9.9	17
18 1-4 years **	-	-	-	-	-	-	1	1	-	-	-	-	18
19 Maternal deaths	-	-	-	0	0	0	1	-	1	19.3	0	99.0	19
CAUSE OF DEATH													
20 Dysentery (004,006,007,009)	-	-	-	0	0	0	-	-	-	0	0	0	20
21 Tuberculosis, all forms (010-019)	-	-	-	0	0	0	2	-	2	6.6	0	40.0	21
22 Meningococcal infections (036)	-	-	-	0	0	0	-	-	-	0	0	0	22
23 Acute infectious encephalitis (062-065)	-	-	-	0	0	0	-	-	-	0	0	0	23
24 Infectious hepatitis (070)	-	-	-	0	0	0	-	-	-	0	0	0	24
25 Typhus and other rickettsioses (080-083)	-	-	-	0	0	0	-	-	-	0	0	0	25
26 Venereal disease (090-099)	-	-	-	0	0	0	-	-	-	0	0	0	26
27 All other diseases classified as infective and parasitic (000-003, 005, 008, 020-035, 037-051, 066-069, 071-079, 084-089, 100-136)	-	-	-	0	0	0	2	2	-	6.6	8.0	0	27
28 Malignant neoplasms, including neoplasms of lymphatic and haematopoietic tissues (140-209)	15	7	8	194.8	162.8	235.3	51	46	5	169.4	183.3	100.0	28
29 Benign neoplasms and neoplasms of unspecified nature (210-239)	-	-	-	0	0	0	1	1	-	3.3	4.0	0	29
30 Diabetes Mellitus (250)	1	-	1	13.0	0	29.4	2	2	-	6.6	8.0	0	30
31 Avitaminoses & other nutritional deficiency (260-269)	-	-	-	0	0	0	1	-	1	3.3	0	20.0	31
32 Anemias (280-285)	-	-	-	0	0	0	1	1	-	3.3	4.0	0	32
33 Nonmeningococcal meningitis (320)	-	-	-	0	0	0	-	-	-	0	0	0	33
34 Active rheumatic fever (390-392)	-	-	-	0	0	0	-	-	-	0	0	0	34
35 Chronic rheumatic heart disease (393-398)	-	-	-	0	0	0	2	1	1	6.6	4.0	20.0	35
36 Hypertensive disease (400-404)	1	1	-	13.0	23.3	0	8	6	2	26.6	23.9	40.0	36
37 Ischaemic heart disease (410-414)	23	20	3	298.7	465.1	88.2	110	102	8	365.4	406.4	160.0	37
38 Other forms of heart disease (420-429)	7	3	4	90.9	69.8	117.6	6	2	4	19.9	8.0	80.0	38
39 Cerebrovascular disease (430-438)	13	9	4	168.8	209.3	117.6	35	27	8	116.3	107.6	160.0	39
40 General arteriosclerosis (440)	1	1	-	13.0	23.3	0	2	1	1	6.6	4.0	20.0	40
41 Other diseases of arteries, arterioles, & capillaries (441-448)	-	-	-	0	0	0	3	3	-	10.0	12.0	0	41
42 Influenza (470-474)	1	1	-	13.0	23.3	0	-	-	-	0	0	0	42
43 Pneumonia (480-486)	6	5	1	77.9	116.3	29.4	16	10	6	53.2	39.8	120.0	43
44 Bronchitis, emphysema and asthma (466, 490-493)	1	1	-	13.0	23.3	0	4	3	1	13.3	12.0	20.0	44
45 Other diseases of the respiratory system (460-465, 500-519)	-	-	-	0	0	0	2	2	-	6.6	8.0	0	45
46 Peptic ulcer (531-533)	-	-	-	0	0	0	1	-	1	3.3	0	20.0	46
47 Appendicitis (540-543)	-	-	-	0	0	0	-	-	-	0	0	0	47
48 Intestinal obstruction and hernia (550-553, 560)	-	-	-	0	0	0	1	-	1	3.3	0	20.0	48
49 Gastritis, duodenitis, enteritis & colitis (535, 561, 563)	-	-	-	0	0	0	-	-	-	0	0	0	49
50 Cirrhosis of liver (571)	1	-	1	13.0	0	29.4	1	1	-	3.3	4.0	0	50
51 Nephritis and nephrosis (580-584)	-	-	-	0	0	0	3	3	-	10.0	12.0	0	51
52 Hyperplasia of prostate (600)	-	-	-	0	0	0	-	-	-	0	0	0	52
53 Complications of pregnancy, childbirth and the puerperium (630-678)	-	-	-	0	0	0	1	-	1	3.3	0	20.0	53
54 Congenital anomalies (740-759)	-	-	-	0	0	0	-	-	-	0	0	0	54
55 Birth injuries, difficult labor and other anoxic and hypoxic conditions (764-768, 772, 776)	-	-	-	0	0	0	7	4	3	23.3	15.9	60.0	55
56 Other causes of neonatal mortality (760-763, 769-771, 773-775, 777-779)	-	-	-	0	0	0	5	3	2	16.6	12.0	40.0	56
57 Symptoms and ill-defined conditions (780-796)	-	-	-	0	0	0	1	-	1	3.3	0	20.0	57
58 All other diseases (residual)	2	2	-	26.0	46.5	0	10	7	3	33.2	27.9	60.0	58
59 Motor vehicle accidents (E810-E823)	2	2	-	26.0	46.5	0	11	8	3	36.5	31.9	60.0	59
60 All other accidents (E800-E807, E825-E849)	1	1	-	13.0	23.3	0	13	11	2	43.2	43.8	40.0	60
61 Suicides (E950-E959)	-	-	-	0	0	0	2	2	-	6.6	8.0	0	61
62 Homicides (E960-E969)	2	-	2	26.0	0	58.8	2	1	1	6.6	4.0	20.0	62
63 Legal intervention (E970-E979)	-	-	-	0	0	0	-	-	-	0	0	0	63
64 All other external injuries (E980-E999)	-	-	-	0	0	0	-	-	-	0	0	0	64

TABLE XIII VITAL STATISTICS, BY COUNTY, BY RACE, GEORGIA, 1968

ITEM	PULASKI						PUTNAM					
	Number			Rate or Ratio*			Number			Rate or Ratio*		
	Total	White	Non-White	Total	White	Non-White	Total	White	Non-White	Total	White	Non-White
1 Estimated population as of July 1,	8,200	5,000	3,200				8,800	4,300	4,500			
LIVE BIRTHS												
2 Total	144	81	63	17.6	16.2	19.7	147	53	94	16.7	12.3	20.9
3 Delivered in hospital	109	79	30	75.7%	97.5%	47.6%	113	53	60	76.9%	100.0%	63.8%
4 Delivered in home by physician	2	-	2	1.4%	0%	3.2%	1	-	1	0.7%	0%	1.1%
5 Delivered by midwife	32	1	31	22.2%	1.2%	49.2%	33	-	33	22.4%	0%	35.1%
6 Other deliveries	1	1	-	0.7%	1.2%	0%	-	-	-	0%	0%	0%
7 Immature births	14	8	6	97.2	98.8	95.2	9	2	7	61.2	37.7	74.5
8 Live births to unwed mothers	20	3	17	138.9	37.0	269.8	29	2	27	197.3	37.7	287.2
FETAL DEATHS												
9 Total	6	4	2	41.7	49.4	31.7	6	2	4	40.8	37.7	42.6
10 Under 20 weeks gestation	1	-	1	6.9	0	15.9	-	-	-	0	0	0
11 20-27 weeks gestation	1	1	-	6.9	12.3	0	-	-	-	0	0	0
12 28 weeks and more	3	3	-	20.8	37.0	0	4	2	2	27.2	37.7	21.3
13 Unknown length of gestation	1	-	1	6.9	0	15.9	2	-	2	13.6	0	21.3
DEATHS												
14 Total, all ages	87	48	39	1061.0	960.0	1218.8	83	42	41	943.2	976.7	911.1
15 Under 1 year	3	3	-	20.8	37.0	0	3	-	3	20.4	0	31.9
16 Under 28 days	3	3	-	20.8	37.0	0	3	-	3	20.4	0	31.9
17 Deaths from immaturity	2	2	-	13.9	24.7	0	-	-	-	0	0	0
18 1-4 years **	-	-	-	-	-	-	2	-	2	0	0	0
19 Maternal deaths	-	-	-	0	0	0	-	-	-	0	0	0
CAUSE OF DEATH												
20 Dysentery (004,006,007,009)	-	-	-	0	0	0	-	-	-	0	0	0
21 Tuberculosis, all forms (010-019)	1	-	1	12.2	0	31.3	-	-	-	0	0	0
22 Meningococcal infections (036)	-	-	-	0	0	0	-	-	-	0	0	0
23 Acute infectious encephalitis (062-065)	-	-	-	0	0	0	-	-	-	0	0	0
24 Infectious Hepatitis (070)	-	-	-	0	0	0	-	-	-	0	0	0
25 Typhus and other rickettsioses (080-083)	-	-	-	0	0	0	-	-	-	0	0	0
26 Venereal disease (090-099)	-	-	-	0	0	0	-	-	-	0	0	0
27 All other diseases classified as Infective and parasitic (000-003, 005, 008, 020-035, 037-061, 066-069, 071-079, 084-089, 100-136)	1	-	1	12.2	0	31.3	-	-	-	0	0	0
28 Malignant neoplasms, including neoplasms of lymphatic and haematopoietic tissues (140-209)	8	8	-	97.6	160.0	0	12	9	3	136.4	209.3	66.7
29 Benign neoplasms and neoplasms of unspecified nature (210-239)	-	-	-	0	0	0	-	-	-	0	0	0
30 Diabetes Mellitus (250)	2	2	-	24.4	40.0	0	1	-	1	11.4	0	22.2
31 Avitaminoses & other nutritional deficiency (260-269)	-	-	-	0	0	0	-	-	-	0	0	0
32 Anemias (280-285)	2	1	1	24.4	20.0	31.3	-	-	-	0	0	0
33 Nonmeningococcal meningitis (320)	-	-	-	0	0	0	-	-	-	0	0	0
34 Active rheumatic fever (390-392)	-	-	-	0	0	0	-	-	-	0	0	0
35 Chronic rheumatic heart disease (393-398)	-	-	-	0	0	0	-	-	-	0	0	0
36 Hypertensive disease (400-404)	1	1	-	12.2	20.0	0	-	-	-	0	0	0
37 Ischaemic heart disease (410-414)	14	8	6	170.7	160.0	187.5	37	22	15	420.5	511.6	333.3
38 Other forms of heart disease (420-429)	4	1	3	48.8	20.0	93.8	2	-	2	22.7	0	44.4
39 Cerebrovascular disease (430-438)	16	6	10	195.1	120.0	312.5	6	2	4	68.2	46.5	88.9
40 General arteriosclerosis (440)	1	-	1	12.2	0	31.3	2	1	1	22.7	23.3	22.2
41 Other diseases of arteries, arterioles, & capillaries (441-448)	-	-	-	0	0	0	1	-	1	11.4	0	22.2
42 Influenza (470-474)	-	-	-	0	0	0	1	-	1	11.4	0	22.2
43 Pneumonia (480-486)	4	1	3	48.8	20.0	93.8	1	-	1	11.4	0	22.2
44 Bronchitis, emphysema and asthma (465, 490-493)	4	3	1	48.8	60.0	31.3	-	-	-	0	0	0
45 Other diseases of the respiratory system (460-465, 500-519)	1	1	-	12.2	20.0	0	1	-	1	11.4	0	22.2
46 Peptic ulcer (531-533)	-	-	-	0	0	0	-	-	-	0	0	0
47 Appendicitis (540-543)	-	-	-	0	0	0	-	-	-	0	0	0
48 Intestinal obstruction and hernia (550-553, 560)	-	-	-	0	0	0	-	-	-	0	0	0
49 Gastritis, duodenitis, enteritis & colitis (535, 561, 563)	1	1	-	12.2	20.0	0	-	-	-	0	0	0
50 Cirrhosis of liver (571)	2	2	-	24.4	40.0	0	-	-	-	0	0	0
51 Nephritis and nephrosis (580-584)	-	-	-	0	0	0	1	1	-	11.4	23.3	0
52 Hyperplasia of prostate (600)	-	-	-	0	0	0	-	-	-	0	0	0
53 Complications of pregnancy, childbirth and the puerperium (630-678)	-	-	-	0	0	0	-	-	-	0	0	0
54 Congenital anomalies (740-759)	-	-	-	0	0	0	-	-	-	0	0	0
55 Birth injuries, difficult labor and other anoxic and hypoxic conditions (764-768, 772, 776)	1	1	-	12.2	20.0	0	3	-	3	34.1	0	66.7
56 Other causes of neonatal mortality (760-763, 769-771, 773-775, 777-779)	2	2	-	24.4	40.0	0	-	-	-	0	0	0
57 Symptoms and ill-defined conditions (780-796)	9	2	7	109.8	40.0	218.8	2	1	1	22.7	23.3	22.2
58 All other diseases (residual)	3	2	1	36.6	40.0	31.3	3	1	2	34.1	23.3	44.4
59 Motor vehicle accidents (E810-E823)	4	2	2	48.8	40.0	62.5	5	2	3	56.8	46.5	66.7
60 All other accidents (E800-E807, E825-E949)	2	1	1	24.4	20.0	31.3	2	1	1	22.7	23.3	22.2
61 Suicides (E950-E959)	1	1	-	12.2	20.0	0	1	1	-	11.4	23.3	0
62 Homicides (E960-E-969)	3	2	1	36.6	40.0	31.3	1	-	1	11.4	0	22.2
63 Legal intervention (E970-E978)	-	-	-	0	0	0	-	-	-	0	0	0
64 All other external injuries (E980-E999)	-	-	-	0	0	0	1	1	-	11.4	23.3	0

TABLE XIII VITAL STATISTICS, BY COUNTY, BY RACE, GEORGIA, 1968

ITEM	QUITMAN						RABUN						
	Number			Rate or Ratio*			Number			Rate or Ratio*			
	Total	White	Non-White	Total	White	Non-White	Total	White	Non-White	Total	White	Non-White	
1 Estimated population as of July 1,	2,600	1,000	1,600				8,100	8,100	0				1
LIVE BIRTHS													
2 Total	49	10	39	18.8	10.0	24.4	147	147	-	18.1	18.1	...	2
3 Delivered in hospital	31	9	22	63.3%	90.0%	56.4%	146	146	-	99.3%	99.3%	...	3
4 Delivered in home by physician	3	1	2	6.1%	10.0%	5.1%	1	1	-	0.7%	0.7%	...	4
5 Delivered by midwife	14	-	14	28.6%	0%	35.9%	-	-	-	0%	0%	...	5
6 Other deliveries	1	-	1	2.0%	0%	2.6%	-	-	-	0%	0%	...	6
7 Immature births	5	1	4	102.0	100.0	102.6	15	15	-	102.0	102.0	...	7
8 Live births to unwed mothers	5	-	5	102.0	0	128.2	7	7	-	47.6	47.6	...	8
FETAL DEATHS													
9 Total	1	-	1	20.4	0	25.6	10	10	-	68.0	68.0	...	9
10 Under 20 weeks gestation	-	-	-	0	0	0	9	9	-	61.2	61.2	...	10
11 20-27 weeks gestation	-	-	-	0	0	0	1	1	-	6.8	6.8	...	11
12 28 weeks and more	1	-	1	20.4	0	25.6	-	-	-	0	0	...	12
13 Unknown length of gestation	-	-	-	0	0	0	-	-	-	0	0	...	13
DEATHS													
14 Total, all ages	13	3	10	500.0	300.0	625.0	95	94	1	1172.8	1160.5	...	14
15 Under 1 year	1	-	1	20.4	0	25.6	4	4	-	27.2	27.2	...	15
16 Under 28 days	-	-	-	0	0	0	3	3	-	20.4	20.4	...	16
17 Deaths from immaturity	-	-	-	0	0	0	-	-	-	0	0	...	17
18 1-4 years **	-	-	-	0	0	0	-	-	-	0	0	...	18
19 Maternal deaths	-	-	-	0	0	0	-	-	-	0	0	...	19
CAUSE OF DEATH													
20 Dysentery (004,005,007,009)	-	-	-	0	0	0	-	-	-	0	0	...	20
21 Tuberculosis, all forms (010-019)	-	-	-	0	0	0	-	-	-	0	0	...	21
22 Meningococcal infections (036)	-	-	-	0	0	0	-	-	-	0	0	...	22
23 Acute infectious encephalitis (052-065)	-	-	-	0	0	0	-	-	-	0	0	...	23
24 Infectious Hepatitis (070)	-	-	-	0	0	0	-	-	-	0	0	...	24
25 Typhus and other rickettsioses (080-083)	-	-	-	0	0	0	-	-	-	0	0	...	25
26 Venereal disease (090-099)	-	-	-	0	0	0	-	-	-	0	0	...	26
27 All other diseases classified as Infective and parasitic (000-003, 005, 006, 020-035, 037-061, 066-069, 071-079, 084-089, 100-156)	-	-	-	0	0	0	-	-	-	0	0	...	27
28 Malignant neoplasms, including neoplasms of lymphatic and hematopoietic tissues (140-209)	1	-	1	38.5	0	62.5	10	10	-	123.5	123.5	...	28
29 Benign neoplasms and neoplasms of unspecified nature (210-239)	-	-	-	0	0	0	3	3	-	37.0	37.0	...	29
30 Diabetes Mellitus (250)	-	-	-	0	0	0	-	-	-	0	0	...	30
31 Avitaminoses & other nutritional deficiency (260-269)	-	-	-	0	0	0	-	-	-	0	0	...	31
32 Anemias (280-289)	-	-	-	0	0	0	-	-	-	0	0	...	32
33 Nonmeningococcal meningitis (320)	-	-	-	0	0	0	-	-	-	0	0	...	33
34 Acute rheumatic fever (390-392)	-	-	-	0	0	0	-	-	-	0	0	...	34
35 Chronic rheumatic heart disease (393-395)	-	-	-	0	0	0	-	-	-	0	0	...	35
36 Hypertensive disease (400-404)	-	-	-	0	0	0	2	2	-	24.7	24.7	...	36
37 Ischaemic heart disease (410-414)	2	-	2	76.9	0	125.0	25	25	-	308.6	308.6	...	37
38 Other forms of heart disease (420-429)	-	-	-	0	0	0	1	1	-	12.3	12.3	...	38
39 Cerebrovascular disease (430-439)	3	1	2	115.4	100.0	125.0	11	11	-	135.8	135.8	...	39
40 General arteriosclerosis (440)	-	-	-	0	0	0	2	2	-	24.7	24.7	...	40
41 Other diseases of arteries, arterioles, & capillaries (441-448)	1	-	1	38.5	0	62.5	2	2	-	24.7	24.7	...	41
42 Influenza (470-474)	1	-	1	38.5	0	62.5	7	7	-	86.4	86.4	...	42
43 Pneumonia (480-486)	1	-	1	38.5	0	62.5	1	1	-	12.3	12.3	...	43
44 Bronchitis, emphysema and asthma (488, 490-493)	-	-	-	0	0	0	-	-	-	0	0	...	44
45 Other diseases of the respiratory system (460-485, 500-519)	-	-	-	0	0	0	-	-	-	0	0	...	45
46 Peptic ulcer (531-533)	2	1	1	76.9	100.0	62.5	1	1	-	12.3	12.3	...	46
47 Appendicitis (540-543)	-	-	-	0	0	0	-	-	-	0	0	...	47
48 Intestinal obstruction and hernia (550-563, 560)	-	-	-	0	0	0	-	-	-	0	0	...	48
49 Gastritis, duodenitis, enteritis & colitis (535, 561, 562)	-	-	-	0	0	0	-	-	-	0	0	...	49
50 Cirrhosis of liver (571)	-	-	-	0	0	0	-	-	-	0	0	...	50
51 Nephritis and necrosis (580-584)	-	-	-	0	0	0	-	-	-	0	0	...	51
52 Hyperplasia of prostate (600)	-	-	-	0	0	0	-	-	-	0	0	...	52
53 Complications of pregnancy, childbirth and the puerperium (630-673)	-	-	-	0	0	0	1	1	-	12.3	12.3	...	53
54 Congenital anomalies (740-759)	-	-	-	0	0	0	3	3	-	37.0	37.0	...	54
55 Birth injuries, difficult labor and other anoxic and hypoxic conditions (764-768, 772, 776)	-	-	-	0	0	0	-	-	-	0	0	...	55
56 Other causes of neonatal mortality (750-763, 769-771, 773-775, 777-779)	-	-	-	0	0	0	-	-	-	0	0	...	56
57 Symptoms and ill-defined conditions (780-796)	-	-	-	0	0	0	-	-	-	0	0	...	57
58 All other diseases (residual)	2	1	1	76.9	100.0	62.5	6	5	1	74.1	61.7	...	58
59 Motor vehicle accidents (E810-E823)	-	-	-	0	0	0	9	9	-	111.1	111.1	...	59
60 All other accidents (E800-E807, E825-E849)	1	-	1	38.5	0	62.5	11	11	-	135.8	135.8	...	60
61 Suicides (E950-E959)	-	-	-	0	0	0	-	-	-	0	0	...	61
62 Homicides (E960-E969)	-	-	-	0	0	0	-	-	-	0	0	...	62
63 Legal Intervention (E970-E976)	-	-	-	0	0	0	-	-	-	0	0	...	63
64 All other external injuries (E980-E989)	-	-	-	0	0	0	-	-	-	0	0	...	64

TABLE XIII VITAL STATISTICS, BY COUNTY, BY RACE, GEORGIA, 1968

ITEM	RANDOLPH						RICHMOND						
	Number			Rate or Ratio*			Number			Rate or Ratio*			
	Total	White	Non-White	Total	White	Non-White	Total	White	Non-White	Total	White	Non-White	
1 Estimated population as of July 1,	9,800	4,100	5,700				149,900	101,700	48,200				1
LIVE BIRTHS													
2 Total	149	46	103	15.2	11.2	18.1	3,133	2,053	1,080	20.9	20.2	22.4	2
3 Delivered in hospital	61	45	16	40.9%	97.8%	15.5%	3,123	2,052	1,071	99.7%	100.0%	99.2%	3
4 Delivered in home by physician	1	-	1	0.7%	0%	1.0%	8	1	7	0.3%	0.0%	0.6%	4
5 Delivered by midwife	87	1	86	58.4%	2.2%	83.5%	2	-	2	0.1%	0%	0.2%	5
6 Other deliveries	-	-	-	0%	0%	0%	-	-	-	0%	0%	0%	6
7 Immature births	17	5	12	114.1	108.7	116.5	294	145	149	93.8	70.6	138.0	7
8 Live births to unwed mothers	36	2	34	241.6	43.5	330.1	320	78	242	102.1	38.0	224.1	8
FETAL DEATHS													
9 Total	5	1	4	33.6	21.7	38.8	179	125	54	57.1	60.9	50.0	9
10 Under 20 weeks gestation	1	1	-	6.7	21.7	0	79	63	16	25.2	30.7	14.8	10
11 20-27 weeks gestation	1	-	1	6.7	0	9.7	30	23	7	9.6	11.2	6.5	11
12 28 weeks and more	3	-	3	20.1	0	29.1	46	18	28	14.7	8.8	25.9	12
13 Unknown length of gestation	-	-	-	0	0	0	24	21	3	7.7	10.2	2.8	13
DEATHS													
14 Total, all ages	143	69	74	1459.2	1682.9	1298.2	1,434	876	558	956.6	861.4	1157.7	14
15 Under 1 year	6	2	4	40.3	43.5	38.8	88	44	44	28.1	21.4	40.7	15
16 Under 28 days	4	2	2	26.8	43.5	19.4	64	34	30	20.4	16.6	27.8	16
17 Deaths from immaturity	2	2	-	13.4	43.5	0	6	3	3	1.9	1.5	2.8	17
18 1-4 years **	-	-	-	-	-	-	13	7	6	-	-	-	18
19 Maternal deaths	-	-	-	0	0	0	-	-	-	0	0	0	19
CAUSE OF DEATH													
20 Dysentery (004,006,007,009)	1	-	1	10.2	0	17.5	1	1	-	0.7	1.0	0	20
21 Tuberculosis, all forms (010-019)	1	-	1	10.2	0	17.5	6	4	2	4.0	3.9	4.1	21
22 Meningococcal Infections (036)	-	-	-	0	0	0	1	-	1	0.7	0	2.1	22
23 Acute infectious encephalitis (062-065)	-	-	-	0	0	0	-	-	-	0	0	0	23
24 Infectious Hepatitis (070)	-	-	-	0	0	0	-	-	-	0	0	0	24
25 Typhus and other rickettsioses (080-083)	-	-	-	0	0	0	-	-	-	0	0	0	25
26 Venereal disease (090-099)	-	-	-	0	0	0	1	-	1	0.7	0	2.1	26
27 All other diseases classified as Infective and parasitic (000-003, 005, 008, 020-035, 037-051, 066-069, 071-079, 084-089, 100-136)	-	-	-	0	0	0	6	2	4	4.0	2.0	8.3	27
28 Malignant neoplasms, including neoplasms of lymphatic and haematopoietic tissues (140-209)	16	9	7	163.3	219.5	122.8	193	134	59	128.8	131.8	122.4	28
29 Benign neoplasms and neoplasms of unspecified nature (210-239)	1	-	1	10.2	0	17.5	4	1	3	2.7	1.0	6.2	29
30 Diabetes Mellitus (250)	2	-	2	20.4	0	35.1	28	16	12	18.7	15.7	24.9	30
31 Avitaminoses & other nutritional deficiency (260-269)	-	-	-	0	0	0	1	1	-	0.7	1.0	0	31
32 Anemias (280-285)	-	-	-	0	0	0	2	-	2	1.3	0	4.1	32
33 Nonmeningococcal meningitis (320)	-	-	-	0	0	0	2	1	1	1.3	1.0	2.1	33
34 Active rheumatic fever (390-392)	-	-	-	0	0	0	1	1	-	0.7	1.0	0	34
35 Chronic rheumatic heart disease (393-398)	-	-	-	0	0	0	9	6	3	6.0	5.9	6.2	35
36 Hypertensive disease (400-404)	-	-	-	0	0	0	44	11	33	29.4	10.8	68.5	36
37 Ischaemic heart disease (410-414)	40	28	12	408.2	682.9	210.5	412	297	115	274.8	292.0	238.6	37
38 Other forms of heart disease (420-429)	3	2	1	30.6	48.8	17.5	14	6	8	9.3	5.9	16.6	38
39 Cerebrovascular disease (430-438)	24	6	18	244.9	146.3	315.8	191	111	80	127.4	109.1	166.0	39
40 General arteriosclerosis (440)	4	3	1	40.8	73.2	17.5	47	10	37	31.4	9.8	76.8	40
41 Other diseases of arteries, arterioles, and capillaries (441-448)	3	1	2	30.6	24.4	35.1	22	12	10	14.7	11.8	20.7	41
42 Influenza (470-474)	-	-	-	0	0	0	5	2	3	3.3	2.0	6.2	42
43 Pneumonia (480-486)	4	2	2	40.8	48.8	35.1	73	36	37	48.7	35.4	76.8	43
44 Bronchitis, emphysema and asthma (466, 490-493)	1	1	-	10.2	24.4	0	26	18	8	17.3	17.7	16.6	44
45 Other diseases of the respiratory system (460-465, 500-519)	-	-	-	0	0	0	7	5	2	4.7	4.9	4.1	45
46 Peptic ulcer (531-533)	-	-	-	0	0	0	10	7	3	6.7	6.9	6.2	46
47 Appendicitis (540-543)	-	-	-	0	0	0	-	-	-	0	0	0	47
48 Intestinal obstruction and hernia (550-553, 560)	1	1	-	10.2	24.4	0	6	3	3	4.0	2.9	6.2	48
49 Gastritis, duodenitis, enteritis & colitis (535, 561, 563)	1	1	-	10.2	24.4	0	-	-	-	0	0	0	49
50 Cirrhosis of liver (571)	2	2	-	20.4	48.8	0	14	11	3	9.3	10.8	6.2	50
51 Nephritis and nephrosis (580-584)	2	-	2	20.4	0	35.1	10	5	5	6.7	4.9	10.4	51
52 Hyperplasia of prostate (600)	1	-	1	10.2	0	17.5	7	4	3	4.7	3.9	6.2	52
53 Complications of pregnancy, childbirth and the puerperium (630-678)	-	-	-	0	0	0	-	-	-	0	0	0	53
54 Congenital anomalies (740-759)	-	-	-	0	0	0	18	10	8	12.0	9.8	16.6	54
55 Birth injuries, difficult labor and other anoxic and hypoxic conditions (764-768, 772, 776)	-	-	-	0	0	0	29	14	15	19.3	13.8	31.1	55
56 Other causes of neonatal mortality (760-763, 769-771, 773-775, 777-779)	3	2	1	30.6	48.8	17.5	16	8	8	10.7	7.9	16.6	56
57 Symptoms and ill-defined conditions (780-796)	10	1	9	102.0	24.4	157.9	5	4	1	3.3	3.9	2.1	57
58 All other diseases (residual)	8	4	4	81.6	97.6	70.2	72	37	35	48.0	36.4	72.6	58
59 Motor vehicle accidents (E810-E823)	5	2	3	51.0	48.8	52.6	47	32	15	31.4	31.5	31.1	59
60 All other accidents (E800-E807, E825-E949)	6	3	3	61.2	73.2	52.6	57	36	21	38.0	35.4	43.6	60
61 Suicides (E950-E959)	2	1	1	20.4	24.4	17.5	19	18	1	12.7	17.7	2.1	61
62 Homicides (E960-E-969)	2	-	2	20.4	0	35.1	27	11	16	18.0	10.8	33.2	62
63 Legal Intervention (E970-E978)	-	-	-	0	0	0	-	-	-	0	0	0	63
64 All other external injuries (E980-E999)	-	-	-	0	0	0	1	1	-	0.7	1.0	0	64

TABLE XIII VITAL STATISTICS, BY COUNTY, BY RACE, GEORGIA, 1968

ITEM	ROCKDALE						SCHLEY						
	Number			Rate or Ratio*			Number			Rate or Ratio*			
	Total	White	Non-White	Total	White	Non-White	Total	White	Non-White	Total	White	Non-White	
1 Estimated population as of July 1,	17,400	13,300	4,100				3,200	1,600	1,600				1
LIVE BIRTHS													
2 Total	358	269	89	20.6	20.2	21.7	69	33	36	21.6	20.6	22.5	2
3 Delivered in hospital	351	267	84	98.0%	99.3%	94.4%	44	33	11	63.8%	100.0%	30.6%	3
4 Delivered in home by physician	5	1	4	1.4%	0.4%	4.5%	-	-	-	0%	0%	0%	4
5 Delivered by midwife	1	-	1	0.3%	0%	1.1%	25	-	25	36.2%	0%	69.4%	5
6 Other deliveries	1	1	-	0.3%	0.4%	0%	-	-	-	0%	0%	0%	6
7 Immature births	27	14	13	75.4	52.0	146.1	8	1	7	115.9	30.3	194.4	7
8 Live births to unwed mothers	21	6	15	58.7	22.3	168.5	19	-	19	275.4	0	527.8	8
FETAL DEATHS													
9 Total	11	8	3	30.7	29.7	33.7	-	-	-	0	0	0	9
10 Under 20 weeks gestation	3	3	-	8.4	11.2	0	-	-	-	0	0	0	10
11 20-27 weeks gestation	1	1	-	2.8	3.7	0	-	-	-	0	0	0	11
12 28 weeks and more	7	4	3	19.6	14.9	33.7	-	-	-	0	0	0	12
13 Unknown length of gestation	-	-	-	0	0	0	-	-	-	0	0	0	13
DEATHS													
14 Total, all ages	123	91	32	705.9	684.2	780.5	35	19	16	1093.8	1187.5	1000.0	14
15 Under 1 year	9	4	5	25.1	14.9	56.2	5	1	4	72.5	30.3	111.1	15
16 Under 28 days	6	3	3	16.8	11.2	33.7	1	1	-	14.5	30.3	0	16
17 Deaths from immaturity	3	2	1	8.4	7.4	11.2	-	-	-	0	0	0	17
18 1-4 years **	1	1	-	-	-	-	1	-	1	-	-	-	18
19 Maternal deaths	-	-	-	0	0	0	-	-	-	0	0	0	19
CAUSE OF DEATH													
20 Dysentery (004,006,007,009)	-	-	-	0	0	0	-	-	-	0	0	0	20
21 Tuberculosis, all forms (010-019)	-	-	-	0	0	0	-	-	-	0	0	0	21
22 Meningococcal infections (036)	-	-	-	0	0	0	-	-	-	0	0	0	22
23 Acute infectious encephalitis (062-065)	-	-	-	0	0	0	-	-	-	0	0	0	23
24 Infectious hepatitis (070)	-	-	-	0	0	0	-	-	-	0	0	0	24
25 Typhus and other rickettsioses (080-083)	-	-	-	0	0	0	-	-	-	0	0	0	25
26 Venereal disease (090-099)	-	-	-	0	0	0	-	-	-	0	0	0	26
27 All other diseases classified as infective and parasitic (000-003, 005, 008, 020-035, 037-061, 066-069, 071-079, 084-089, 100-136)	-	-	-	0	0	0	-	-	-	0	0	0	27
28 Malignant neoplasms, including neoplasms of lymphatic and haematopoietic tissues (140-209)	14	11	3	80.5	82.7	73.2	4	3	1	125.0	187.5	62.5	28
29 Benign neoplasms and neoplasms of unspecified nature (210-239)	-	-	-	0	0	0	1	-	1	31.3	0	62.5	29
30 Diabetes Mellitus (250)	3	1	2	17.2	7.5	48.8	1	1	-	31.3	62.5	0	30
31 Avitaminoses & other nutritional deficiency (260-269)	-	-	-	0	0	0	-	-	-	0	0	0	31
32 Anemias (280-285)	-	-	-	0	0	0	-	-	-	0	0	0	32
33 Nonmeningococcal meningitis (320)	-	-	-	0	0	0	-	-	-	0	0	0	33
34 Active rheumatic fever (390-392)	-	-	-	0	0	0	-	-	-	0	0	0	34
35 Chronic rheumatic heart disease (393-398)	-	-	-	0	0	0	-	-	-	0	0	0	35
36 Hypertensive disease (400-404)	1	-	1	5.7	0	24.4	1	-	1	31.3	0	62.5	36
37 Ischaemic heart disease (410-414)	55	46	9	316.1	345.9	219.5	9	6	3	281.3	375.0	187.5	37
38 Other forms of heart disease (420-429)	2	1	1	11.5	7.5	24.4	-	-	-	0	0	0	38
39 Cerebrovascular disease (430-438)	14	8	6	80.5	60.2	146.3	4	1	3	125.0	62.5	187.5	39
40 General arteriosclerosis (440)	-	-	-	0	0	0	1	1	-	31.3	62.5	0	40
41 Other diseases of arteries, arterioles, & capillaries (441-448)	1	1	-	5.7	7.5	0	1	1	-	31.3	62.5	0	41
42 Influenza (470-474)	-	-	-	0	0	0	-	-	-	0	0	0	42
43 Pneumonia (480-486)	4	2	2	23.0	15.0	48.8	3	2	1	93.8	125.0	62.5	43
44 Bronchitis, emphysema and asthma (466, 490-493)	1	1	-	5.7	7.5	0	-	-	-	0	0	0	44
45 Other diseases of the respiratory system (460-465, 500-519)	-	-	-	0	0	0	1	1	-	31.3	62.5	0	45
46 Peptic ulcer (531-533)	-	-	-	0	0	0	-	-	-	0	0	0	46
47 Appendicitis (540-543)	-	-	-	0	0	0	-	-	-	0	0	0	47
48 Intestinal obstruction and hernia (550-553, 560)	-	-	-	0	0	0	-	-	-	0	0	0	48
49 Gastritis, duodenitis, enteritis & colitis (535, 561, 563)	-	-	-	0	0	0	-	-	-	0	0	0	49
50 Cirrhosis of liver (571)	1	1	-	5.7	7.5	0	-	-	-	0	0	0	50
51 Nephritis and nephrosis (580-584)	-	-	-	0	0	0	-	-	-	0	0	0	51
52 Hyperplasia of prostate (600)	-	-	-	0	0	0	-	-	-	0	0	0	52
53 Complications of pregnancy, childbirth and the puerperium (630-678)	-	-	-	0	0	0	-	-	-	0	0	0	53
54 Congenital anomalies (740-759)	1	1	-	5.7	7.5	0	-	-	-	0	0	0	54
55 Birth injuries, difficult labor and other anoxic and hypoxic conditions (764-768, 772, 776)	1	1	-	5.7	7.5	0	-	-	-	0	0	0	55
56 Other causes of neonatal mortality (760-763, 769-771, 773-775, 777-779)	5	2	3	28.7	15.0	73.2	1	1	-	31.3	62.5	0	56
57 Symptoms and ill-defined conditions (780-796)	-	-	-	0	0	0	1	-	1	31.3	0	62.5	57
58 All other diseases (residual)	3	2	1	17.2	15.0	24.4	3	2	1	93.8	125.0	62.5	58
59 Motor vehicle accidents (E810-E823)	5	5	-	28.7	37.6	0	-	-	-	0	0	0	59
60 All other accidents (E800-E807, E825-E949)	7	4	3	40.2	30.1	73.2	3	-	3	93.8	0	187.5	60
61 Suicides (E950-E959)	2	2	-	11.5	15.0	0	-	-	-	0	0	0	61
62 Homicides (E960-E969)	3	2	1	17.2	15.0	24.4	1	-	1	31.3	0	62.5	62
63 Legal intervention (E970-E979)	-	-	-	0	0	0	-	-	-	0	0	0	63
64 All other external injuries (E980-E999)	-	-	-	0	0	0	-	-	-	0	0	0	64

TABLE XIII VITAL STATISTICS, BY COUNTY, BY RACE, GEORGIA, 1968

ITEM	SCREVEN						SEMINOLE					
	Number			Rate or Ratio*			Number			Rate or Ratio*		
	Total	White	Non-White	Total	White	Non-White	Total	White	Non-White	Total	White	Non-White
1 Estimated population as of July 1,	13,700	6,800	6,900				8,200	5,300	2,900			
LIVE BIRTHS												
2 Total	213	87	126	15.5	12.8	18.3	165	78	87	20.1	14.7	30.0
3 Delivered in hospital	196	87	109	92.0%	100.0%	86.5%	155	76	79	93.9%	97.4%	90.8%
4 Delivered in home by physician	2	-	2	0.9%	0%	1.6%	3	1	2	1.8%	1.3%	2.3%
5 Delivered by midwife	15	-	15	7.0%	0%	11.9%	7	1	6	4.2%	1.3%	6.9%
6 Other deliveries	-	-	-	0%	0%	0%	-	-	-	0%	0%	0%
7 Immature births	28	9	19	131.5	103.4	150.8	16	4	12	97.0	51.3	137.9
8 Live births to unwed mothers	32	-	32	150.2	0	254.0	34	2	32	206.1	25.6	367.8
FETAL DEATHS												
9 Total	6	3	3	28.2	34.5	23.8	1	1	-	6.1	12.8	0
10 Under 20 weeks gestation	1	1	-	4.7	11.5	0	-	-	-	0	0	0
11 20-27 weeks gestation	2	1	1	9.4	11.5	7.9	1	1	-	6.1	12.8	0
12 28 weeks and more	3	1	2	14.1	11.5	15.9	-	-	-	0	0	0
13 Unknown length of gestation	-	-	-	0	0	0	-	-	-	0	0	0
DEATHS												
14 Total, all ages	184	94	90	1343.1	1382.4	1304.3	73	47	26	890.2	886.8	896.6
15 Under 1 year	12	4	8	56.3	46.0	63.5	4	1	3	24.2	12.8	34.5
16 Under 28 days	7	4	3	32.9	46.0	23.8	2	1	1	12.1	12.8	11.5
17 Deaths from immaturity	3	1	2	14.1	11.5	15.9	1	-	1	6.1	0	11.5
18 1-4 years **	3	-	3	-	-	-	-	-	-	-	-	-
19 Maternal deaths	-	-	-	0	0	0	-	-	-	0	0	0
CAUSE OF DEATH												
20 Dysentery (004,006,007,009)	-	-	-	0	0	0	1	-	1	12.2	0	34.5
21 Tuberculosis, all forms (010-019)	1	1	-	7.3	14.7	0	-	-	-	0	0	0
22 Meningococcal infections (038)	-	-	-	0	0	0	-	-	-	0	0	0
23 Acute infectious encephalitis (062-065)	-	-	-	0	0	0	-	-	-	0	0	0
24 Infectious Hepatitis (070)	-	-	-	0	0	0	-	-	-	0	0	0
25 Typhus and other rickettsioses (080-083)	-	-	-	0	0	0	-	-	-	0	0	0
26 Venereal disease (090-099)	-	-	-	0	0	0	-	-	-	0	0	0
27 All other diseases classified as infective and parasitic (000-003, 005, 008, 020-035, 037-061, 066-069, 071-079, 084-089, 100-136)	-	-	-	0	0	0	-	-	-	0	0	0
28 Malignant neoplasms, including neoplasms of lymphatic and haematopoietic tissues (140-209)	14	8	6	102.2	117.6	87.0	5	3	2	61.0	56.6	69.0
29 Benign neoplasms and neoplasms of unspecified nature (210-239)	-	-	-	0	0	0	-	-	-	0	0	0
30 Diabetes Mellitus (250)	4	1	3	29.2	14.7	43.5	1	1	-	12.2	18.9	0
31 Avitaminoses & other nutritional deficiency (260-269)	-	-	-	0	0	0	-	-	-	0	0	0
32 Anemias (280-285)	-	-	-	0	0	0	-	-	-	0	0	0
33 Nonmeningococcal meningitis (320)	-	-	-	0	0	0	1	-	1	12.2	0	34.5
34 Active rheumatic fever (390-392)	-	-	-	0	0	0	-	-	-	0	0	0
35 Chronic rheumatic heart disease (393-398)	-	-	-	0	0	0	-	-	-	0	0	0
36 Hypertensive disease (400-404)	2	-	2	14.6	0	29.0	2	1	1	24.4	18.9	34.5
37 Ischaemic heart disease (410-414)	58	35	23	423.4	514.7	333.3	16	11	5	195.1	207.5	172.4
38 Other forms of heart disease (420-429)	12	3	9	87.6	44.1	130.4	9	6	3	109.8	113.2	103.4
39 Cerebrovascular disease (430-438)	25	12	13	182.5	176.5	188.4	13	6	7	158.5	113.2	241.4
40 General arteriosclerosis (440)	3	-	3	21.9	0	43.5	1	1	-	12.2	18.9	0
41 Other diseases of arteries, arterioles, & capillaries (441-448)	2	2	-	14.6	29.4	0	-	-	-	0	0	0
42 Influenza (470-474)	7	4	3	51.1	58.8	43.5	-	-	-	0	0	0
43 Pneumonia (480-486)	14	9	5	102.2	132.4	72.5	2	1	1	24.4	18.9	34.5
44 Bronchitis, emphysema and asthma (466, 490-493)	3	3	-	21.9	44.1	0	-	-	-	0	0	0
45 Other diseases of the respiratory system (460-465, 500-519)	1	-	1	7.3	0	14.5	1	1	-	12.2	18.9	0
46 Peptic ulcer (531-533)	-	-	-	0	0	0	1	1	-	12.2	18.9	0
47 Appendicitis (540-543)	-	-	-	0	0	0	-	-	-	0	0	0
48 Intestinal obstruction and hernia (550-553, 560)	1	-	1	7.3	0	14.5	-	-	-	0	0	0
49 Gastritis, duodenitis, enteritis & colitis (535, 561, 563)	-	-	-	0	0	0	-	-	-	0	0	0
50 Cirrhosis of liver (571)	2	2	-	14.6	29.4	0	2	1	1	24.4	18.9	34.5
51 Nephritis and nephrosis (580-584)	1	-	1	7.3	0	14.5	-	-	-	0	0	0
52 Hyperplasia of prostate (600)	-	-	-	0	0	0	-	-	-	0	0	0
53 Complications of pregnancy, childbirth and the puerperium (630-678)	-	-	-	0	0	0	-	-	-	0	0	0
54 Congenital anomalies (740-759)	2	2	-	14.6	29.4	0	-	-	-	0	0	0
55 Birth injuries, difficult labor and other anoxic and hypoxic conditions (764-768, 772, 776)	4	2	2	29.2	29.4	29.0	1	1	-	12.2	18.9	0
56 Other causes of neonatal mortality (760-763, 769-771, 773-775, 777-779)	3	1	2	21.9	14.7	29.0	1	-	1	12.2	0	34.5
57 Symptoms and ill-defined conditions (780-796)	3	-	3	21.9	0	43.5	-	-	-	0	0	0
58 All other diseases (residual)	9	3	6	65.7	44.1	87.0	4	3	1	48.8	56.6	34.5
59 Motor vehicle accidents (E810-E823)	5	3	2	36.5	44.1	29.0	4	4	-	48.8	75.5	0
60 All other accidents (E800-E807, E825-E949)	7	2	5	51.1	29.4	72.5	6	5	1	73.2	94.3	34.5
61 Suicides (E950-E959)	1	1	-	7.3	14.7	0	1	1	-	12.2	18.9	0
62 Homicides (E960-E969)	-	-	-	0	0	0	-	-	-	0	0	0
63 Legal Intervention (E970-E978)	-	-	-	0	0	0	-	-	-	0	0	0
64 All other external injuries (E980-E999)	-	-	-	0	0	0	1	-	1	12.2	0	34.5

TABLE XIII VITAL STATISTICS, BY COUNTY, BY RACE, GEORGIA, 1968

ITEM	SPALDING						STEPHENS 127						
	Number			Rate or Ratio*			Number			Rate or Ratio*			
	Total	White	Non-White	Total	White	Non-White	Total	White	Non-White	Total	White	Non-White	
1 Estimated population as of July 1,	39,900	29,800	10,100				19,700	17,000	2,700				1
LIVE BIRTHS													
2 Total	716	466	250	17.9	15.6	24.8	367	313	54	18.6	18.4	20.0	2
3 Delivered in hospital	625	461	164	87.3%	98.9%	65.6%	367	313	54	100.0%	100.0%	100.0%	3
4 Delivered in home by physician	3	-	3	0.4%	0%	1.2%	-	-	-	0%	0%	0%	4
5 Delivered by midwife	88	5	83	12.3%	1.1%	33.2%	-	-	-	0%	0%	0%	5
6 Other deliveries	-	-	-	0%	0%	0%	-	-	-	0%	0%	0%	6
7 Immature births	67	32	35	93.6	68.7	140.0	28	18	10	76.3	57.5	185.2	7
8 Live births to unwed mothers	83	10	73	115.9	21.5	292.0	15	3	12	40.9	9.6	222.2	8
FETAL DEATHS													
9 Total	48	25	23	67.0	53.6	92.0	7	4	3	19.1	12.8	55.6	9
10 Under 20 weeks gestation	19	10	9	26.5	21.5	36.0	2	-	2	5.4	0	37.0	10
11 20-27 weeks gestation	8	2	6	11.2	4.3	24.0	3	3	-	8.2	9.6	0	11
12 28 weeks and more	11	5	6	15.4	10.7	24.0	2	1	1	5.4	3.2	18.5	12
13 Unknown length of gestation	10	8	2	14.0	17.2	8.0	-	-	-	0	0	0	13
DEATHS													
14 Total, all ages	396	272	124	992.5	912.8	1227.7	210	178	32	1066.0	1047.1	1185.2	14
15 Under 1 year	21	12	9	29.3	25.8	36.0	8	6	2	21.8	19.2	37.0	15
16 Under 28 days	17	10	7	23.7	21.5	28.0	4	3	1	10.9	9.6	18.5	16
17 Deaths from immaturity	-	-	-	0	0	0	-	-	-	0	0	0	17
18 1-4 years **	5	3	2	-	-	-	1	-	1	-	-	-	18
19 Maternal deaths	-	-	-	0	0	0	-	-	-	0	0	0	19
CAUSE OF DEATH													
20 Dysentery (004,006,007,009)	1	-	1	2.5	0	9.9	-	-	-	0	0	0	20
21 Tuberculosis, all forms (010-019)	3	1	2	7.5	3.4	19.8	-	-	-	0	0	0	21
22 Meningococcal infections (036)	-	-	-	0	0	0	-	-	-	0	0	0	22
23 Acute infectious encephalitis (062-065)	-	-	-	0	0	0	-	-	-	0	0	0	23
24 Infectious Hepatitis (070)	1	-	1	2.5	0	9.9	-	-	-	0	0	0	24
25 Typhus and other rickettsioses (080-083)	-	-	-	0	0	0	-	-	-	0	0	0	25
26 Venereal disease (090-099)	-	-	-	0	0	0	-	-	-	0	0	0	26
27 All other diseases classified as Infective and parasitic (000-003, 005, 008, 020-035, 037-061, 066-069, 071-079, 084-089, 100-136)	-	-	-	0	0	0	1	1	-	5.1	5.9	0	27
28 Malignant neoplasms, including neoplasms of lymphatic and haematopoietic tissues (140-209)	46	39	7	115.3	130.9	69.3	28	23	5	142.1	135.3	185.2	28
29 Benign neoplasms and neoplasms of unspecified nature (210-239)	2	1	1	5.0	3.4	9.9	-	-	-	0	0	0	29
30 Diabetes Mellitus (250)	7	2	5	17.5	6.7	49.5	2	2	-	10.2	11.8	0	30
31 Avitaminoses & other nutritional deficiency (260-269)	-	-	-	0	0	0	-	-	-	0	0	0	31
32 Anemias (280-285)	1	-	1	2.5	0	9.9	-	-	-	0	0	0	32
33 Nonmeningococcal meningitis (320)	1	1	-	2.5	3.4	0	1	1	-	5.1	5.9	0	33
34 Active rheumatic fever (390-392)	-	-	-	0	0	0	-	-	-	0	0	0	34
35 Chronic rheumatic heart disease (393-398)	3	3	-	7.5	10.1	0	1	1	-	5.1	5.9	0	35
36 Hypertensive disease (400-404)	5	4	1	12.5	13.4	9.9	2	2	-	10.2	11.8	0	36
37 Ischaemic heart disease (410-414)	127	87	40	318.3	291.9	396.0	69	60	9	350.3	352.9	333.3	37
38 Other forms of heart disease (420-429)	6	3	3	15.0	10.1	29.7	4	3	1	20.3	17.6	37.0	38
39 Cerebrovascular disease (430-438)	75	49	26	188.0	164.4	257.4	33	26	7	167.5	152.9	259.3	39
40 General arteriosclerosis (440)	4	4	-	10.0	13.4	0	-	-	-	0	0	0	40
41 Other diseases of arteries, arterioles, & capillaries (441-448)	10	7	3	25.1	23.5	29.7	3	3	-	15.2	17.6	0	41
42 Influenza (470-474)	2	2	-	5.0	6.7	0	2	2	-	10.2	11.8	0	42
43 Pneumonia (480-486)	11	7	4	27.6	23.5	39.6	13	11	2	66.0	64.7	74.1	43
44 Bronchitis, emphysema and asthma (466, 490-493)	11	10	1	27.6	33.6	9.9	1	1	-	5.1	5.9	0	44
45 Other diseases of the respiratory system (460-465, 500-519)	5	2	3	12.5	6.7	29.7	3	3	-	15.2	17.6	0	45
46 Peptic ulcer (531-533)	3	1	2	7.5	3.4	19.8	4	3	1	20.3	17.6	37.0	46
47 Appendicitis (540-543)	-	-	-	0	0	0	-	-	-	0	0	0	47
48 Intestinal obstruction and hernia (550-553, 560)	-	-	-	0	0	0	-	-	-	0	0	0	48
49 Gastritis, duodenitis, enteritis & colitis (535, 561, 563)	1	1	-	2.5	3.4	0	-	-	-	0	0	0	49
50 Cirrhosis of liver (571)	2	1	1	5.0	3.4	9.9	3	3	-	15.2	17.6	0	50
51 Nephritis and nephrosis (580-584)	-	-	-	0	0	0	-	-	-	0	0	0	51
52 Hyperplasia of prostate (600)	-	-	-	0	0	0	-	-	-	0	0	0	52
53 Complications of pregnancy, childbirth and the puerperium (630-678)	-	-	-	0	0	0	-	-	-	0	0	0	53
54 Congenital anomalies (740-759)	7	5	2	17.5	16.8	19.8	-	-	-	0	0	0	54
55 Birth injuries, difficult labor and other anoxic and hypoxic conditions (764-768, 772, 776)	7	5	2	17.5	16.8	19.8	2	1	1	10.2	5.9	37.0	55
56 Other causes of neonatal mortality (760-763, 769-771, 773-775, 777-779)	2	1	1	5.0	3.4	9.9	1	1	-	5.1	5.9	0	56
57 Symptoms and ill-defined conditions (780-796)	3	1	2	7.5	3.4	19.8	-	-	-	0	0	0	57
58 All other diseases (residual)	18	13	5	45.1	43.6	49.5	11	10	1	55.8	58.8	37.0	58
59 Motor vehicle accidents (E810-E823)	10	6	4	25.1	20.1	39.6	15	13	2	76.1	76.5	74.1	59
60 All other accidents (E800-E807, E825-E949)	16	14	2	40.1	47.0	19.8	8	6	2	40.6	35.3	74.1	60
61 Suicides (E950-E999)	2	2	-	5.0	6.7	0	2	2	-	10.2	11.8	0	61
62 Homicides (E960-E999)	4	-	4	10.0	0	39.6	1	-	1	5.1	0	37.0	62
63 Legal intervention (E970-E978)	-	-	-	0	0	0	-	-	-	0	0	0	63
64 All other external injuries (E980-E999)	-	-	-	0	0	0	-	-	-	0	0	0	64

TABLE XIII VITAL STATISTICS, BY COUNTY, BY RACE, GEORGIA, 1968

ITEM	STEWART						SUMTER					
	Number			Rate or Ratio*			Number			Rate or Ratio*		
	Total	White	Non-White	Total	White	Non-White	Total	White	Non-White	Total	White	Non-White
1 Estimated population as of July 1,	6,700	2,300	4,400				26,900	14,300	12,600			
LIVE BIRTHS												
2 Total	143	30	113	21.3	13.0	25.7	583	256	327	21.7	17.9	26.0
3 Delivered in hospital	60	30	30	42.0%	100.0%	26.5%	451	253	198	77.4%	98.8%	60.6%
4 Delivered in home by physician	5	-	5	3.5%	0%	4.4%	5	1	4	0.9%	0.4%	1.2%
5 Delivered by midwife	78	-	78	54.5%	0%	69.0%	127	2	125	21.8%	0.8%	38.2%
6 Other deliveries	-	-	-	0%	0%	0%	-	-	-	0%	0%	0%
7 Immature births	6	-	6	42.0	0	53.1	66	17	49	113.2	66.4	149.8
8 Live births to unwed mothers	20	1	19	139.9	33.3	168.1	93	6	87	159.5	23.4	266.1
FETAL DEATHS												
9 Total	4	-	4	28.0	0	35.4	18	3	15	30.9	11.7	45.9
10 Under 20 weeks gestation	-	-	-	0	0	0	7	2	5	12.0	7.8	15.3
11 20-27 weeks gestation	1	-	1	7.0	0	8.8	2	-	2	3.4	0	6.1
12 28 weeks and more	3	-	3	21.0	0	26.5	5	1	4	8.6	3.9	12.2
13 Unknown length of gestation	-	-	-	0	0	0	4	-	4	6.9	0	12.2
DEATHS												
14 Total, all ages	89	34	55	1328.4	1478.3	1250.0	297	142	155	1104.1	993.0	1230.2
15 Under 1 year	-	-	-	0	0	0	13	4	9	22.3	15.6	27.5
16 Under 28 days	-	-	-	0	0	0	8	3	5	13.7	11.7	15.3
17 Deaths from immaturity	-	-	-	0	0	0	1	-	1	1.7	0	3.1
18 1-4 years **	-	-	-	-	-	-	3	1	2	-	-	-
19 Maternal deaths	-	-	-	0	0	0	-	-	-	0	0	0
CAUSE OF DEATH												
20 Dysentery (004,006,007,009)	1	-	1	14.9	0	22.7	-	-	-	0	0	0
21 Tuberculosis, all forms (010-019)	-	-	-	0	0	0	-	-	-	0	0	0
22 Meningococcal Infections (036)	-	-	-	0	0	0	-	-	-	0	0	0
23 Acute infectious encephalitis (062-065)	-	-	-	0	0	0	-	-	-	0	0	0
24 Infectious Hepatitis (070)	1	1	-	14.9	43.5	0	1	-	1	3.7	0	7.9
25 Typhus and other rickettsioses (080-083)	-	-	-	0	0	0	-	-	-	0	0	0
26 Venereal disease (090-099)	-	-	-	0	0	0	-	-	-	0	0	0
27 All other diseases classified as Infective and parasitic (000-003, 005, 008, 020-035, 037-061, 066-069, 071-079, 084-089, 100-136)	-	-	-	0	0	0	-	-	-	0	0	0
28 Malignant neoplasms, including neoplasms of lymphatic and haematopoietic tissues (140-209)	11	4	7	164.2	173.9	159.1	32	19	13	119.0	132.9	103.2
29 Benign neoplasms and neoplasms of unspecified nature (210-239)	-	-	-	0	0	0	1	-	1	3.7	0	7.9
30 Diabetes Mellitus (250)	1	-	1	14.9	0	22.7	4	-	4	14.9	0	31.7
31 Avitaminoses & other nutritional deficiency (260-269)	-	-	-	0	0	0	-	-	-	0	0	0
32 Anemias (280-285)	-	-	-	0	0	0	1	-	1	3.7	0	7.9
33 Nonmeningococcal meningitis (320)	-	-	-	0	0	0	-	-	-	0	0	0
34 Active rheumatic fever (390-392)	-	-	-	0	0	0	-	-	-	0	0	0
35 Chronic rheumatic heart disease (393-398)	-	-	-	0	0	0	-	-	-	0	0	0
36 Hypertensive disease (400-404)	-	7	-	0	0	0	5	1	4	18.6	7.0	31.7
37 Ischaemic heart disease (410-414)	28	11	17	417.9	478.3	386.4	83	51	32	308.6	356.6	254.0
38 Other forms of heart disease (420-429)	4	-	4	59.7	0	90.9	21	9	12	78.1	62.9	95.2
39 Cerebrovascular disease (430-438)	12	3	9	179.1	130.4	204.5	50	18	32	185.9	125.9	254.0
40 General arteriosclerosis (440)	2	1	1	29.9	43.5	22.7	9	5	4	33.5	35.0	31.7
41 Other diseases of arteries, arterioles, & capillaries (441-448)	1	-	1	14.9	0	22.7	1	-	1	3.7	0	7.9
42 Influenza (470-474)	-	-	-	0	0	0	2	1	1	7.4	7.0	7.9
43 Pneumonia (480-486)	9	2	7	134.3	87.0	159.1	13	3	10	48.3	21.0	79.4
44 Bronchitis, emphysema and asthma (466, 490-493)	4	4	-	59.7	173.9	0	3	2	1	11.2	14.0	7.9
45 Other diseases of the respiratory system (460-465, 500-519)	1	1	-	14.9	43.5	0	3	1	2	11.2	7.0	15.9
46 Peptic ulcer (531-533)	-	-	-	0	0	0	1	1	-	3.7	7.0	0
47 Appendicitis (540-543)	-	-	-	0	0	0	-	-	-	0	0	0
48 Intestinal obstruction and hernia (550-553, 560)	-	-	-	0	0	0	1	-	1	3.7	0	7.9
49 Gastritis, duodenitis, enteritis & colitis (535, 561, 563)	-	-	-	0	0	0	-	-	-	0	0	0
50 Cirrhosis of liver (571)	-	-	-	0	0	0	2	2	-	7.4	14.0	0
51 Nephritis and nephrosis (580-584)	-	-	-	0	0	0	1	-	1	3.7	0	7.9
52 Hyperplasia of prostate (600)	-	-	-	0	0	0	1	1	-	3.7	7.0	0
53 Complications of pregnancy, childbirth and the puerperium (630-678)	-	-	-	0	0	0	-	-	-	0	0	0
54 Congenital anomalies (740-759)	-	-	-	0	0	0	3	2	1	11.2	14.0	7.9
55 Birth injuries, difficult labor and other anoxic and hypoxic conditions (764-768, 772, 776)	-	-	-	0	0	0	3	1	2	11.2	7.0	15.9
56 Other causes of neonatal mortality (760-763, 769-771, 773-775, 777-779)	-	-	-	0	0	0	2	1	1	7.4	7.0	7.9
57 Symptoms and ill-defined conditions (780-796)	1	-	1	14.9	0	22.7	11	1	10	40.9	7.0	79.4
58 All other diseases (residual)	2	2	-	29.9	87.0	0	21	10	11	78.1	69.9	87.3
59 Motor vehicle accidents (E810-E823)	4	2	2	59.7	87.0	45.5	12	8	4	44.6	55.9	31.7
60 All other accidents (E800-E807, E825-E949)	4	1	3	59.7	43.5	68.2	2	1	1	7.4	7.0	7.9
61 Suicides (E950-E959)	2	2	-	29.9	87.0	0	4	4	-	14.9	28.0	0
62 Homicides (E960-E969)	1	-	1	14.9	0	22.7	4	-	4	14.9	0	31.7
63 Legal intervention (E970-E978)	-	-	-	0	0	0	-	-	-	0	0	0
64 All other external injuries (E980-E999)	-	-	-	0	0	0	-	-	-	0	0	0

TABLE XIII VITAL STATISTICS, BY COUNTY, BY RACE, GEORGIA, 1968

ITEM	TALBOT						TALIAFERRO						
	Number			Rate or Ratio*			Number			Rate or Ratio*			
	Total	White	Non-White	Total	White	Non-White	Total	White	Non-White	Total	White	Non-White	
1 Estimated population as of July 1.	7,300	2,600	4,700				2,500	1,000	1,500				1
LIVE BIRTHS													
2 Total	104	21	83	14.2	8.1	17.7	29	8	21	11.6	8.0	14.0	2
3 Delivered in hospital	69	21	48	55.3%	100.0%	57.8%	26	8	18	89.7%	100.0%	85.7%	3
4 Delivered in home by physician	21	-	21	20.2%	0%	25.3%	-	-	-	0%	0%	0%	4
5 Delivered by midwife	14	-	14	13.5%	0%	16.9%	3	-	3	10.3%	0%	14.3%	5
6 Other deliveries	-	-	-	0%	0%	0%	-	-	-	0%	0%	0%	6
7 Immature births	10	1	9	9.6	47.6	108.4	5	1	4	172.4	125.0	190.5	7
8 Live births to unwed mothers	15	1	14	14.4	47.6	168.7	7	1	6	241.4	125.0	285.7	8
FETAL DEATHS													
9 Total	4	-	4	38.5	0	48.2	1	-	1	34.5	0	47.6	9
10 Under 20 weeks gestation	-	-	-	0	0	0	1	-	1	34.5	0	47.6	10
11 20-27 weeks gestation	-	-	-	0	0	0	-	-	-	0	0	0	11
12 28 weeks and more	2	-	2	19.2	0	24.1	-	-	-	0	0	0	12
13 Unknown length of gestation	2	-	2	19.2	0	24.1	-	-	-	0	0	0	13
DEATHS													
14 Total, all ages	79	29	50	1082.2	1115.4	1063.8	36	17	19	1440.0	1700.0	1266.7	14
15 Under 1 year	3	-	3	28.8	0	36.1	1	-	1	34.5	0	47.6	15
16 Under 28 days	3	-	3	28.8	0	36.1	1	-	1	34.5	0	47.6	16
17 Deaths from immaturity	1	-	1	9.6	0	12.0	-	-	-	0	0	0	17
18 1-4 years **	1	-	1	-	-	-	-	-	-	-	-	-	18
19 Maternal deaths	-	-	-	0	0	0	-	-	-	0	0	0	19
CAUSE OF DEATH													
20 Dysentery (004,006,007,009)	-	-	-	0	0	0	-	-	-	0	0	0	20
21 Tuberculosis, all forms (010-019)	-	-	-	0	0	0	-	-	-	0	0	0	21
22 Meningococcal Infections (036)	-	-	-	0	0	0	-	-	-	0	0	0	22
23 Acute infectious encephalitis (062-065)	-	-	-	0	0	0	-	-	-	0	0	0	23
24 Infectious Hepatitis (070)	-	-	-	0	0	0	-	-	-	0	0	0	24
25 Typhus and other rickettsioses (080-083)	-	-	-	0	0	0	-	-	-	0	0	0	25
26 Venereal disease (090-099)	-	-	-	0	0	0	-	-	-	0	0	0	26
27 All other diseases classified as Infective and parasitic (000-003, 005, 008, 020-035, 037-061, 066-069, 071-079, 084-089, 100-136)	-	-	-	0	0	0	-	-	-	0	0	0	27
28 Malignant neoplasms, including neoplasms of lymphatic and haematopoietic tissues (140-209)	9	4	5	123.3	153.8	106.4	5	3	2	200.0	300.0	133.3	28
29 Benign neoplasms and neoplasms of unspecified nature (210-239)	1	-	1	13.7	0	21.3	1	-	1	40.0	0	66.7	29
30 Diabetes Mellitus (250)	-	-	-	0	0	0	1	-	1	40.0	0	66.7	30
31 Avitaminoses & other nutritional deficiency (260-269)	1	-	1	13.7	0	21.3	-	-	-	0	0	0	31
32 Anemias (280-285)	-	-	-	0	0	0	-	-	-	0	0	0	32
33 Nonmeningococcal meningitis (320)	-	-	-	0	0	0	-	-	-	0	0	0	33
34 Active rheumatic fever (390-392)	-	-	-	0	0	0	-	-	-	0	0	0	34
35 Chronic rheumatic heart disease (393-398)	-	-	-	0	0	0	-	-	-	0	0	0	35
36 Hypertensive disease (400-404)	4	-	4	54.8	0	85.1	1	-	1	40.0	0	66.7	36
37 Ischaemic heart disease (410-414)	18	10	8	246.5	384.5	170.2	13	8	5	520.0	800.0	333.3	37
38 Other forms of heart disease (420-429)	3	1	2	41.1	38.5	42.6	-	-	-	0	0	0	38
39 Cerebrovascular disease (430-438)	21	4	17	287.7	153.8	361.7	2	-	2	80.0	0	133.3	39
40 General arteriosclerosis (440)	1	-	1	13.7	0	21.3	1	1	-	40.0	100.0	0	40
41 Other diseases of arteries, arterioles, and capillaries (441-448)	1	1	-	13.7	38.5	0	-	-	-	0	0	0	41
42 Influenza (470-474)	1	-	1	13.7	0	21.3	-	-	-	0	0	0	42
43 Pneumonia (480-486)	3	2	1	41.1	76.9	21.3	1	1	-	40.0	100.0	0	43
44 Bronchitis, emphysema and asthma (466, 490-493)	1	1	-	13.7	38.5	0	-	-	-	0	0	0	44
45 Other diseases of the respiratory system (460-465, 500-519)	-	-	-	0	0	0	1	1	-	40.0	100.0	0	45
46 Peptic ulcer (531-533)	-	-	-	0	0	0	-	-	-	0	0	0	46
47 Appendicitis (540-543)	-	-	-	0	0	0	-	-	-	0	0	0	47
48 Intestinal obstruction and hernia (550-553, 560)	1	1	-	13.7	38.5	0	-	-	-	0	0	0	48
49 Gastritis, duodenitis, enteritis & colitis (535, 561, 563)	-	-	-	0	0	0	-	-	-	0	0	0	49
50 Cirrhosis of liver (571)	-	-	-	0	0	0	-	-	-	0	0	0	50
51 Nephritis and nephrosis (580-584)	-	-	-	0	0	0	1	-	1	40.0	0	66.7	51
52 Hyperplasia of prostate (600)	1	-	1	13.7	0	21.3	-	-	-	0	0	0	52
53 Complications of pregnancy, childbirth and the puerperium (630-678)	-	-	-	0	0	0	-	-	-	0	0	0	53
54 Congenital anomalies (740-759)	-	-	-	0	0	0	1	-	1	40.0	0	66.7	54
55 Birth injuries, difficult labor and other anoxic and hypoxic conditions (764-766, 772, 776)	-	-	-	0	0	0	-	-	-	0	0	0	55
56 Other causes of neonatal mortality (760-763, 769-771, 773-775, 777-779)	2	-	2	27.4	0	42.6	-	-	-	0	0	0	56
57 Symptoms and ill-defined conditions (780-796)	-	-	-	0	0	0	2	1	1	80.0	100.0	66.7	57
58 All other diseases (residual)	3	2	1	41.1	76.9	21.3	4	1	3	160.0	100.0	200.0	58
59 Motor vehicle accidents (E810-E823)	1	1	-	13.7	38.5	0	2	1	1	80.0	100.0	66.7	59
60 All other accidents (E800-E807, E825-E849)	4	2	2	54.8	76.9	42.6	-	-	-	0	0	0	60
61 Suicides (E950-E959)	1	-	1	13.7	0	21.3	-	-	-	0	0	0	61
62 Homicides (E960-E-969)	2	-	2	27.4	0	42.6	-	-	-	0	0	0	62
63 Legal intervention (E970-E978)	-	-	-	0	0	0	-	-	-	0	0	0	63
64 All other external injuries (E980-E999)	-	-	-	0	0	0	-	-	-	0	0	0	64

TABLE XIII VITAL STATISTICS, BY COUNTY, BY RACE, GEORGIA, 1968

ITEM	TATTNALL						TAYLOR						
	Number			Rate or Ratio*			Number			Rate or Ratio*			
	Total	White	Non-White	Total	White	Non-White	Total	White	Non-White	Total	White	Non-White	
1 Estimated population as of July 1,	14,500	10,600	3,900				8,100	4,500	3,600				1
LIVE BIRTHS													
2 Total	275	175	100	19.0	16.5	25.6	148	61	87	18.3	13.6	24.2	2
3 Delivered in hospital	234	174	60	85.1%	99.4%	60.0%	106	61	45	71.5%	100.0%	51.7%	3
4 Delivered in home by physician	16	1	15	5.8%	0.6%	15.0%	1	-	1	0.7%	0%	1.1%	4
5 Delivered by midwife	25	-	25	9.1%	0%	25.0%	41	-	41	27.7%	0%	47.1%	5
6 Other deliveries	-	-	-	0%	0%	0%	-	-	-	0%	0%	0%	6
7 Immature births	28	14	14	101.8	80.0	140.0	9	3	6	60.8	49.2	69.0	7
8 Live births to unwed mothers	29	2	27	105.5	11.4	270.0	18	2	16	121.6	32.8	183.9	8
FETAL DEATHS													
9 Total	13	11	2	47.3	62.9	20.0	5	1	4	33.8	16.4	46.0	9
10 Under 20 weeks gestation	6	6	-	21.8	34.3	0	-	-	-	0	0	0	10
11 20-27 weeks gestation	1	1	-	3.6	5.7	0	2	-	2	13.5	0	23.0	11
12 28 weeks and more	4	3	1	14.5	17.1	10.0	3	1	2	20.3	16.4	23.0	12
13 Unknown length of gestation	2	1	1	7.3	5.7	10.0	-	-	-	0	0	0	13
DEATHS													
14 Total, all ages	159	113	46	1096.6	1066.0	1179.5	96	52	44	1185.2	1155.6	1222.2	14
15 Under 1 year	10	2	8	36.4	11.4	80.0	6	1	5	40.5	16.4	57.5	15
16 Under 28 days	6	2	4	21.8	11.4	40.0	4	1	3	27.0	16.4	34.5	16
17 Deaths from immaturity	3	-	3	10.9	0	30.0	-	-	-	0	0	0	17
18 1-4 years **	5	1	4	-	-	-	2	1	1	-	-	-	18
19 Maternal deaths	-	-	-	0	0	0	-	-	-	0	0	0	19
CAUSE OF DEATH													
20 Dysentery (004,006,007,009)	2	1	1	13.8	9.4	25.6	-	-	-	0	0	0	20
21 Tuberculosis, all forms (010-019)	1	-	1	6.9	0	25.6	-	-	-	0	0	0	21
22 Meningococcal infections (036)	-	-	-	0	0	0	-	-	-	0	0	0	22
23 Acute Infectious encephalitis (062-065)	-	-	-	0	0	0	-	-	-	0	0	0	23
24 Infectious Hepatitis (070)	-	-	-	0	0	0	-	-	-	0	0	0	24
25 Typhus and other rickettsioses (080-083)	-	-	-	0	0	0	-	-	-	0	0	0	25
26 Venereal disease (090-099)	-	-	-	0	0	0	-	-	-	0	0	0	26
27 All other diseases classified as Infective and parasitic (000-003, 005, 008, 020-035, 037-061, 066-069, 071-079, 084-089, 100-136)	1	1	-	6.9	9.4	0	1	-	1	12.3	0	27.8	27
28 Malignant neoplasms, including neoplasms of lymphatic and hematopoietic tissues (140-209)	16	12	4	110.3	113.2	102.6	10	7	3	123.5	155.6	83.3	28
29 Benign neoplasms and neoplasms of unspecified nature (210-239)	-	-	-	0	0	0	-	-	-	0	0	0	29
30 Diabetes Mellitus (250)	2	1	1	13.8	9.4	25.6	-	-	-	0	0	0	30
31 Avitaminoses & other nutritional deficiency (260-269)	-	-	-	0	0	0	-	-	-	0	0	0	31
32 Anemias (280-285)	-	-	-	0	0	0	-	-	-	0	0	0	32
33 Nonmeningococcal meningitis (320)	1	-	1	6.9	0	25.6	-	-	-	0	0	0	33
34 Active rheumatic fever (390-392)	-	-	-	0	0	0	-	-	-	0	0	0	34
35 Chronic rheumatic heart disease (393-398)	1	-	1	6.9	0	25.6	-	-	-	0	0	0	35
36 Hypertensive disease (400-404)	2	1	1	13.8	9.4	25.6	3	3	-	37.0	66.7	0	36
37 Ischaemic heart disease (410-414)	44	39	5	303.4	367.9	128.2	21	13	8	259.3	288.9	222.2	37
38 Other forms of heart disease (420-429)	4	2	2	27.6	18.9	51.3	4	2	2	49.4	44.4	55.6	38
39 Cerebrovascular disease (430-438)	24	19	5	165.5	179.2	128.2	22	6	16	271.6	133.3	444.4	39
40 General arteriosclerosis (440)	3	2	1	20.7	18.9	25.6	2	2	-	24.7	44.4	0	40
41 Other diseases of arteries, arterioles, & capillaries (441-448)	1	1	-	6.9	9.4	0	-	-	-	0	0	0	41
42 Influenza (470-474)	-	-	-	0	0	0	-	-	-	0	0	0	42
43 Pneumonia (480-486)	7	4	3	48.3	37.7	76.9	6	1	5	74.1	22.2	138.9	43
44 Bronchitis, emphysema and asthma (466, 490-493)	3	2	1	20.7	18.9	25.6	3	3	-	37.0	66.7	0	44
45 Other diseases of the respiratory system (460-465, 500-519)	1	1	-	6.9	9.4	0	-	-	-	0	0	0	45
46 Peptic ulcer (531-533)	1	1	-	6.9	9.4	0	1	-	1	12.3	0	27.8	46
47 Appendicitis (540-543)	-	-	-	0	0	0	-	-	-	0	0	0	47
48 Intestinal obstruction and hernia (550-553, 560)	3	1	2	20.7	9.4	51.3	-	-	-	0	0	0	48
49 Gastritis, duodenitis, enteritis & colitis (535, 561, 563)	1	-	1	6.9	0	25.6	-	-	-	0	0	0	49
50 Cirrhosis of liver (571)	-	-	-	0	0	0	-	-	-	0	0	0	50
51 Nephritis and nephrosis (580-584)	1	-	1	6.9	0	25.6	1	-	1	12.3	0	27.8	51
52 Hyperplasia of prostate (600)	-	-	-	0	0	0	-	-	-	0	0	0	52
53 Complications of pregnancy, childbirth and the puerperium (630-678)	-	-	-	0	0	0	-	-	-	0	0	0	53
54 Congenital anomalies (740-759)	1	-	1	6.9	0	25.6	1	-	1	12.3	0	27.8	54
55 Birth injuries, difficult labor and other anoxic and hypoxic conditions (764-768, 772, 776)	2	2	-	13.8	18.9	0	1	1	-	12.3	22.2	0	55
56 Other causes of neonatal mortality (760-763, 769-771, 773-775, 777-779)	3	-	3	20.7	0	76.9	1	-	1	12.3	0	27.8	56
57 Symptoms and ill-defined conditions (780-796)	2	1	1	13.8	9.4	25.6	1	-	1	12.3	0	27.8	57
58 All other diseases (residual)	11	8	3	75.9	75.5	76.9	2	2	-	24.7	44.4	0	58
59 Motor vehicle accidents (E810-E823)	9	8	1	62.1	75.5	25.6	11	10	1	135.8	222.2	27.8	59
60 All other accidents (E800-E807, E825-E949)	7	2	5	48.3	18.9	128.2	4	1	3	49.4	22.2	83.3	60
61 Suicides (E950-E959)	4	4	-	27.6	37.7	0	1	1	-	12.3	22.2	0	61
62 Homicides (E960-E969)	1	-	1	6.9	0	25.6	-	-	-	0	0	0	62
63 Legal intervention (E970-E978)	-	-	-	0	0	0	-	-	-	0	0	0	63
64 All other external injuries (E980-E999)	-	-	-	0	0	0	-	-	-	0	0	0	64

TABLE XIII VITAL STATISTICS, BY COUNTY, BY RACE, GEORGIA, 1968

ITEM	TELFAIR						TERRELL						
	Number			Rate or Ratio*			Number			Rate or Ratio*			
	Total	White	Non-White	Total	White	Non-White	Total	White	Non-White	Total	White	Non-White	
1 Estimated population as of July 1,	12,200	8,100	4,100				12,200	4,700	7,500				1
LIVE BIRTHS													
2 Total	246	137	109	20.2	16.9	26.6	289	76	213	23.7	16.2	28.4	2
3 Delivered in hospital	193	130	63	78.5%	94.9%	57.8%	156	76	80	54.0%	100.0%	37.6%	3
4 Delivered in home by physician	5	3	2	2.0%	2.2%	1.8%	3	-	3	1.0%	0%	1.4%	4
5 Delivered by midwife	47	3	44	19.1%	2.2%	40.4%	130	-	130	45.0%	0%	61.0%	5
6 Other deliveries	1	1	-	0.4%	0.7%	0%	-	-	-	0%	0%	0%	6
7 Immature births	25	10	15	101.6	73.0	137.6	32	7	25	110.7	92.1	117.4	7
8 Live births to unwed mothers	39	7	32	158.5	51.1	293.6	58	3	55	200.7	39.5	258.2	8
FETAL DEATHS													
9 Total	2	2	-	8.1	14.6	0	12	-	12	41.5	0	56.3	9
10 Under 20 weeks gestation	2	2	-	8.1	14.6	0	2	-	2	6.9	0	9.4	10
11 20-27 weeks gestation	-	-	-	0	0	0	5	-	5	17.3	0	23.5	11
12 28 weeks and more	-	-	-	0	0	0	5	-	5	17.3	0	23.5	12
13 Unknown length of gestation	-	-	-	0	0	0	-	-	-	0	0	0	13
DEATHS													
14 Total, all ages	134	89	45	1098.4	1098.8	1097.6	120	57	63	983.6	1212.8	840.0	14
15 Under 1 year	4	3	1	16.3	21.9	9.2	9	1	8	31.1	13.2	37.6	15
16 Under 28 days	3	3	-	12.2	21.9	0	6	1	5	20.8	13.2	23.5	16
17 Deaths from immaturity	-	-	-	0	0	0	2	1	1	6.9	13.2	4.7	17
18 1-4 years **	1	1	-	-	-	-	-	-	-	-	-	-	18
19 Maternal deaths	-	-	-	0	0	0	1	-	1	34.6	0	46.9	19
CAUSE OF DEATH													
20 Dysentery (004,006,007,009)	-	-	-	0	0	0	1	-	1	8.2	0	13.3	20
21 Tuberculosis, all forms (010-019)	-	-	-	0	0	0	1	-	1	8.2	0	13.3	21
22 Meningococcal Infections (036)	-	-	-	0	0	0	-	-	-	0	0	0	22
23 Acute Infectious encephalitis (062-065)	-	-	-	0	0	0	-	-	-	0	0	0	23
24 Infectious Hepatitis (070)	-	-	-	0	0	0	-	-	-	0	0	0	24
25 Typhus and other rickettsioses (080-083)	-	-	-	0	0	0	-	-	-	0	0	0	25
26 Venereal disease (090-099)	-	-	-	0	0	0	-	-	-	0	0	0	26
27 All other diseases classified as Infective and parasitic (000-003, 005, 008, 020-035, 037-061, 066-069, 071-079, 084-089, 100-136)	-	-	-	0	0	0	-	-	-	0	0	0	27
28 Malignant neoplasms, including neoplasms of lymphatic and haematopoietic tissues (140-209)	15	11	4	123.0	135.8	97.6	6	2	4	49.2	42.6	53.3	28
29 Benign neoplasms and neoplasms of unspecified nature (210-239)	-	-	-	0	0	0	-	-	-	0	0	0	29
30 Diabetes Mellitus (250)	4	3	1	32.8	37.0	24.4	-	-	-	0	0	0	30
31 Avitaminoses & other nutritional deficiency (260-269)	1	-	1	8.2	0	24.4	-	-	-	0	0	0	31
32 Anemias (280-285)	1	1	-	8.2	12.3	0	1	-	1	8.2	0	13.3	32
33 Nonmeningococcal meningitis (320)	-	-	-	0	0	0	-	-	-	0	0	0	33
34 Active rheumatic fever (390-392)	-	-	-	0	0	0	-	-	-	0	0	0	34
35 Chronic rheumatic heart disease (393-398)	-	-	-	0	0	0	-	-	-	0	0	0	35
36 Hypertensive disease (400-404)	2	-	2	16.4	0	48.8	1	-	1	8.2	0	13.3	36
37 Ischaemic heart disease (410-414)	43	35	8	352.5	432.1	195.1	43	27	16	352.5	574.5	213.3	37
38 Other forms of heart disease (420-429)	10	6	4	82.0	74.1	97.6	1	-	1	8.2	0	13.3	38
39 Cardiovascular disease (430-438)	17	10	7	139.3	123.5	170.7	18	6	12	147.5	127.7	160.0	39
40 General arteriosclerosis (440)	4	4	-	32.8	49.4	0	2	1	1	16.4	21.3	13.3	40
41 Other diseases of arteries, arterioles, & capillaries (441-448)	-	-	-	0	0	0	4	3	1	32.8	63.8	13.3	41
42 Influenza (470-474)	3	1	2	24.6	12.3	48.8	3	1	2	24.6	21.3	26.7	42
43 Pneumonia (480-486)	4	3	1	32.8	37.0	24.4	7	4	3	57.4	85.1	40.0	43
44 Bronchitis, emphysema and asthma (466, 490-493)	3	3	-	24.6	37.0	0	2	2	-	16.4	42.6	0	44
45 Other diseases of the respiratory system (460-465, 500-519)	-	-	-	0	0	0	2	1	1	16.4	21.3	13.3	45
46 Peptic ulcer (531-533)	-	-	-	0	0	0	-	-	-	0	0	0	46
47 Appendicitis (540-543)	-	-	-	0	0	0	-	-	-	0	0	0	47
48 Intestinal obstruction and hernia (550-553, 560)	-	-	-	0	0	0	1	-	1	8.2	0	13.3	48
49 Gastritis, duodenitis, enteritis & colitis (535, 561, 563)	-	-	-	0	0	0	-	-	-	0	0	0	49
50 Cirrhosis of liver (571)	2	2	-	16.4	24.7	0	1	1	-	8.2	21.3	0	50
51 Nephritis and nephrosis (580-584)	1	-	1	8.2	0	24.4	4	1	3	32.8	21.3	40.0	51
52 Hyperplasia of prostate (600)	-	-	-	0	0	0	-	-	-	0	0	0	52
53 Complications of pregnancy, childbirth and the puerperium (630-678)	-	-	-	0	0	0	1	-	1	8.2	0	13.3	53
54 Congenital anomalies (740-759)	3	3	-	24.6	37.0	0	-	-	-	0	0	0	54
55 Birth injuries, difficult labor and other anoxic and hypoxic conditions (764-768, 772, 776)	-	-	-	0	0	0	1	-	1	8.2	0	13.3	55
56 Other causes of neonatal mortality (760-763, 769-771, 773-775, 777-779)	-	-	-	0	0	0	3	1	2	24.6	21.3	26.7	56
57 Symptoms and ill-defined conditions (780-796)	5	2	3	41.0	24.7	73.2	1	-	1	8.2	0	13.3	57
58 All other diseases (residual)	3	1	2	24.6	12.3	48.8	5	1	4	41.0	21.3	53.3	58
59 Motor vehicle accidents (E810-E823)	2	1	1	16.4	12.3	24.4	5	3	2	41.0	63.8	26.7	59
60 All other accidents (E800-E807, E825-E949)	9	2	7	73.8	24.7	170.7	4	2	2	32.8	42.6	26.7	60
61 Suicides (E950-E959)	-	-	-	0	0	0	-	-	-	0	0	0	61
62 Homicides (E960-E969)	2	1	1	16.4	12.3	24.4	2	1	1	16.4	21.3	13.3	62
63 Legal Intervention (E970-E978)	-	-	-	0	0	0	-	-	-	0	0	0	63
64 All other external Injuries (E980-E999)	-	-	-	0	0	0	-	-	-	0	0	0	64

TABLE XIII VITAL STATISTICS, BY COUNTY, BY RACE, GEORGIA, 1968

ITEM	THOMAS						TIFT					
	Number			Rate or Ratio*			Number			Rate or Ratio*		
	Total	White	Non-White	Total	White	Non-White	Total	White	Non-White	Total	White	Non-White
1 Estimated population as of July 1,	37,600	23,000	14,600				27,000	19,700	7,300			
LIVE BIRTHS												
2 Total	661	331	330	17.6	14.4	22.6	558	361	197	20.7	18.3	27.0
3 Delivered in hospital	494	328	166	74.7%	99.1%	50.3%	479	360	119	85.8%	99.7%	60.4%
4 Delivered in home by physician	11	-	11	1.7%	0%	3.3%	-	-	-	0%	0%	0%
5 Delivered by midwife	156	3	153	23.6%	0.9%	46.4%	79	1	78	14.2%	0.3%	39.6%
6 Other deliveries	-	-	-	0%	0%	0%	-	-	-	0%	0%	0%
7 Immature births	60	20	40	90.8	60.4	121.2	55	31	24	98.6	85.9	121.8
8 Live births to unwed mothers	104	10	94	157.3	30.2	284.8	63	8	55	112.9	22.2	279.2
FETAL DEATHS												
9 Total	49	22	27	74.1	66.5	81.8	21	9	12	37.6	24.9	60.9
10 Under 20 weeks gestation	31	17	14	46.9	51.4	42.4	7	3	4	12.5	8.3	20.3
11 20-27 weeks gestation	6	2	4	9.1	6.0	12.1	5	1	4	9.0	2.8	20.3
12 28 weeks and more	10	3	7	15.1	9.1	21.2	6	3	3	10.8	8.3	15.2
13 Unknown length of gestation	2	-	2	3.0	0	6.1	3	2	1	5.4	5.5	5.1
DEATHS												
14 Total, all ages	376	215	161	1000.0	934.8	1102.7	251	172	79	929.6	873.1	1082.2
15 Under 1 year	17	7	10	25.7	21.1	30.3	16	7	9	28.7	19.4	45.7
16 Under 28 days	13	7	6	19.7	21.1	18.2	12	6	6	21.5	16.6	30.5
17 Deaths from immaturity	4	3	1	6.1	9.1	3.0	3	1	2	5.4	2.8	10.2
18 1-4 years **	6	1	5	-	-	-	6	3	3	-	-	-
19 Maternal deaths	-	-	-	0	0	0	-	-	-	0	0	0
CAUSE OF DEATH												
20 Dysentery (004,006,007,009)	1	-	1	2.7	0	6.8	2	-	2	7.4	0	27.4
21 Tuberculosis, all forms (010-019)	1	1	-	2.7	4.3	0	2	-	2	7.4	0	27.4
22 Meningococcal infections (036)	-	-	-	0	0	0	1	-	1	3.7	0	13.7
23 Acute infectious encephalitis (062-065)	-	-	-	0	0	0	-	-	-	0	0	0
24 Infectious Hepatitis (070)	1	1	-	2.7	4.3	0	-	-	-	0	0	0
25 Typhus and other rickettsioses (080-083)	-	-	-	0	0	0	-	-	-	0	0	0
26 Venereal disease (090-099)	2	-	2	5.3	0	13.7	-	-	-	0	0	0
27 All other diseases classified as infective and parasitic (000-003, 005, 008, 020-035, 037-061, 066-069, 071-075, 084-089, 100-136)	1	-	1	2.7	0	6.8	-	-	-	0	0	0
28 Malignant neoplasms, including neoplasms of lymphatic and haematopoietic tissues (140-209)	49	28	21	130.3	121.7	143.8	33	24	9	122.2	121.8	123.3
29 Benign neoplasms and neoplasms of unspecified nature (210-239)	1	-	1	2.7	0	6.8	-	-	-	0	0	0
30 Diabetes Mellitus (250)	8	2	6	21.3	8.7	41.1	1	-	1	3.7	0	13.7
31 Avitaminoses & other nutritional deficiency (260-269)	-	-	-	0	0	0	-	-	-	0	0	0
32 Anemias (280-285)	-	-	-	0	0	0	1	1	-	3.7	5.1	0
33 Nonmeningococcal meningitis (320)	1	-	1	2.7	0	6.8	-	-	-	0	0	0
34 Active rheumatic fever (390-392)	-	-	-	0	0	0	-	-	-	0	0	0
35 Chronic rheumatic heart disease (393-398)	3	3	-	8.0	13.0	0	-	-	-	0	0	0
36 Hypertensive disease (400-404)	5	2	3	13.3	8.7	20.5	9	4	5	33.3	20.3	68.5
37 Ischaemic heart disease (410-414)	113	77	36	300.5	334.8	246.6	65	50	15	240.7	253.8	205.5
38 Other forms of heart disease (420-429)	6	3	3	16.0	13.0	20.5	9	5	4	33.3	25.4	54.8
39 Cerebrovascular disease (430-438)	49	23	26	130.3	100.0	178.1	49	34	15	181.5	172.6	205.5
40 General arteriosclerosis (440)	7	6	1	18.6	26.1	6.8	-	-	-	0	0	0
41 Other diseases of arteries, arterioles, & capillaries (441-448)	4	3	1	10.6	13.0	6.8	2	2	-	7.4	10.2	0
42 Influenza (470-474)	3	1	2	8.0	4.3	13.7	-	-	-	0	0	0
43 Pneumonia (480-486)	20	11	9	53.2	47.8	61.6	8	3	5	29.6	15.2	68.5
44 Bronchitis, emphysema and asthma (466, 490-493)	10	9	1	26.6	39.1	6.8	8	8	-	29.6	40.6	0
45 Other diseases of the respiratory system (460-465, 500-519)	2	1	1	5.3	4.3	6.8	2	2	-	7.4	10.2	0
46 Peptic ulcer (531-533)	2	1	1	5.3	4.3	6.8	-	-	-	0	0	0
47 Appendicitis (540-543)	-	-	-	0	0	0	1	-	1	3.7	0	13.7
48 Intestinal obstruction and hernia (550-553, 560)	2	2	-	5.3	8.7	0	-	-	-	0	0	0
49 Gastritis, duodenitis, enteritis & colitis (535, 561, 563)	-	-	-	0	0	0	-	-	-	0	0	0
50 Cirrhosis of liver (571)	5	4	1	13.3	17.4	6.8	-	-	-	0	0	0
51 Nephritis and nephrosis (580-584)	2	-	2	5.3	0	13.7	2	2	-	7.4	10.2	0
52 Hyperplasia of prostate (600)	1	-	1	2.7	0	6.8	-	-	-	0	0	0
53 Complications of pregnancy, childbirth and the puerperium (630-678)	-	-	-	0	0	0	-	-	-	0	0	0
54 Congenital anomalies (740-769)	3	1	2	8.0	4.3	13.7	2	2	-	7.4	10.2	0
55 Birth injuries, difficult labor and other anoxic and hypoxic conditions (764-768, 772, 776)	5	2	3	13.3	8.7	20.5	5	4	1	18.5	20.3	13.7
56 Other causes of neonatal mortality (760-763, 769-771, 773-775, 777-779)	5	4	1	13.3	17.4	6.8	7	2	5	25.9	10.2	68.5
57 Symptoms and ill-defined conditions (780-796)	2	-	2	5.3	0	13.7	2	-	2	7.4	0	27.4
58 All other diseases (residual)	20	11	9	53.2	47.8	61.6	6	3	3	22.2	15.2	41.1
59 Motor vehicle accidents (E810-E823)	17	7	10	45.2	30.4	68.5	17	17	-	63.0	86.3	0
60 All other accidents (E800-E807, E825-E949)	23	11	12	61.2	47.8	82.2	12	5	7	44.4	25.4	95.9
61 Suicides (E950-E959)	1	1	-	2.7	4.3	0	2	2	-	7.4	10.2	0
62 Homicides (E960-E969)	1	-	1	2.7	0	6.8	3	2	1	11.1	10.2	13.7
63 Legal intervention (E970-E978)	-	-	-	0	0	0	-	-	-	0	0	0
64 All other external injuries (E980-E999)	-	-	-	0	0	0	-	-	-	0	0	0

TABLE XIII VITAL STATISTICS, BY COUNTY, BY RACE, GEORGIA, 1968

ITEM	TOOMBS						TOWNS						
	Number			Rate or Ratio*			Number			Rate or Ratio*			
	Total	White	Non-White	Total	White	Non-White	Total	White	Non-White	Total	White	Non-White	
1 Estimated population as of July 1,	19,900	14,700	5,200				4,700	4,700	0				1
LIVE BIRTHS													
2 Total	382	254	128	19.2	17.3	24.6	67	67	-	14.3	14.3	...	2
3 Delivered in hospital	307	254	53	80.4%	100.0%	41.4%	67	67	-	100.0%	100.0%	...	3
4 Delivered in home by physician	3	-	3	0.8%	0%	2.3%	-	-	-	0%	0%	...	4
5 Delivered by midwife	72	-	72	18.8%	0%	56.3%	-	-	-	0%	0%	...	5
6 Other deliveries	-	-	-	0%	0%	0%	-	-	-	0%	0%	...	6
7 Immature births	35	20	15	91.6	78.7	117.2	3	3	-	44.8	44.8	...	7
8 Live births to unwed mothers	54	18	36	141.4	70.9	281.3	3	3	-	44.8	44.8	...	8
FETAL DEATHS													
9 Total	10	6	4	26.2	23.6	31.3	-	-	-	0	0	...	9
10 Under 20 weeks gestation	3	3	-	7.9	11.8	0	-	-	-	0	0	...	10
11 20-27 weeks gestation	2	2	-	5.2	7.9	0	-	-	-	0	0	...	11
12 28 weeks and more	3	-	3	7.9	0	23.4	-	-	-	0	0	...	12
13 Unknown length of gestation	2	1	1	5.2	3.9	7.8	-	-	-	0	0	...	13
DEATHS													
14 Total, all ages	208	136	72	1045.2	925.2	1384.6	53	53	-	1127.7	1127.7	...	14
15 Under 1 year	9	2	7	23.6	7.9	54.7	2	2	-	29.9	29.9	...	15
16 Under 28 days	2	2	-	5.2	7.9	0	1	1	-	14.9	14.9	...	16
17 Deaths from immaturity	-	-	-	0	0	0	1	1	-	14.9	14.9	...	17
18 1-4 years **	1	1	-	-	-	-	-	-	-	-	-	...	18
19 Maternal deaths	-	-	-	0	0	0	-	-	-	0	0	...	19
CAUSE OF DEATH													
20 Dysentery (004,006,007,009)	1	-	1	5.0	0	19.2	-	-	-	0	0	...	20
21 Tuberculosis, all forms (010-019)	-	-	-	0	0	0	-	-	-	0	0	...	21
22 Meningococcal infections (036)	-	-	-	0	0	0	-	-	-	0	0	...	22
23 Acute infectious encephalitis (062-065)	-	-	-	0	0	0	-	-	-	0	0	...	23
24 Infectious Hepatitis (070)	-	-	-	0	0	0	-	-	-	0	0	...	24
25 Typhus and other rickettsioses (080-083)	-	-	-	0	0	0	-	-	-	0	0	...	25
26 Venereal disease (090-099)	-	-	-	0	0	0	-	-	-	0	0	...	26
27 All other diseases classified as Infective and parasitic (000-003, 005, 008, 020-035, 037-061, 066-069, 071-079, 084-089, 100-136)	-	-	-	0	0	0	-	-	-	0	0	...	27
28 Malignant neoplasms, including neoplasms of lymphatic and haematopoietic tissues (140-209)	24	18	6	120.6	122.4	115.4	9	9	-	191.5	191.5	...	28
29 Benign neoplasms and neoplasms of unspecified nature (210-239)	-	-	-	0	0	0	-	-	-	0	0	...	29
30 Diabetes Mellitus (250)	3	2	1	15.1	13.6	19.2	2	2	-	42.6	42.6	...	30
31 Avitaminoses & other nutritional deficiency (260-269)	-	-	-	0	0	0	-	-	-	0	0	...	31
32 Anemias (280-285)	-	-	-	0	0	0	-	-	-	0	0	...	32
33 Nonmeningococcal meningitis (320)	1	-	1	5.0	0	19.2	-	-	-	0	0	...	33
34 Active rheumatic fever (390-392)	-	-	-	0	0	0	-	-	-	0	0	...	34
35 Chronic rheumatic heart disease (393-398)	2	2	-	10.1	13.5	0	-	-	-	0	0	...	35
36 Hypertensive disease (400-404)	1	-	1	5.0	0	19.2	3	3	-	63.8	63.8	...	36
37 Ischaemic heart disease (410-414)	64	46	18	321.6	312.9	346.2	28	28	-	595.7	595.7	...	37
38 Other forms of heart disease (420-429)	4	2	2	20.1	13.6	38.5	-	-	-	0	0	...	38
39 Cerebrovascular disease (430-438)	34	16	18	170.9	108.8	346.2	3	3	-	63.8	63.8	...	39
40 General arteriosclerosis (440)	11	9	2	55.3	61.2	38.5	-	-	-	0	0	...	40
41 Other diseases of arteries, arterioles, & capillaries (441-448)	1	1	-	5.0	6.8	0	-	-	-	0	0	...	41
42 Influenza (470-474)	3	2	1	15.1	13.6	19.2	-	-	-	0	0	...	42
43 Pneumonia (480-486)	10	4	6	50.3	27.2	115.4	-	-	-	0	0	...	43
44 Bronchitis, emphysema and asthma (486, 490-493)	6	6	-	30.2	40.8	0	-	-	-	0	0	...	44
45 Other diseases of the respiratory system (460-465, 500-519)	1	-	1	5.0	0	19.2	-	-	-	0	0	...	45
46 Peptic ulcer (531-533)	1	1	-	5.0	6.8	0	-	-	-	0	0	...	46
47 Appendicitis (540-543)	-	-	-	0	0	0	-	-	-	0	0	...	47
48 Intestinal obstruction and hernia (550-553, 560)	2	1	1	10.1	6.8	19.2	-	-	-	0	0	...	48
49 Gastritis, duodenitis, enteritis & colitis (535, 561, 563)	-	-	-	0	0	0	-	-	-	0	0	...	49
50 Cirrhosis of liver (571)	-	-	-	0	0	0	1	1	-	21.3	21.3	...	50
51 Nephritis and nephroses (580-584)	-	-	-	0	0	0	-	-	-	0	0	...	51
52 Hyperplasia of prostate (600)	-	-	-	0	0	0	-	-	-	0	0	...	52
53 Complications of pregnancy, childbirth and the puerperium (630-678)	-	-	-	0	0	0	-	-	-	0	0	...	53
54 Congenital anomalies (740-759)	1	1	-	5.0	6.8	0	1	1	-	21.3	21.3	...	54
55 Birth injuries, difficult labor and other anoxic and hypoxic conditions (764-768, 772, 776)	1	1	-	5.0	6.8	0	-	-	-	0	0	...	55
56 Other causes of neonatal mortality (760-763, 769-771, 773-775, 777-779)	-	-	-	0	0	0	1	1	-	21.3	21.3	...	56
57 Symptoms and ill-defined conditions (780-796)	1	-	1	5.0	0	19.2	1	1	-	21.3	21.3	...	57
58 All other diseases (residual)	11	9	2	55.3	61.2	38.5	2	2	-	42.6	42.6	...	58
59 Motor vehicle accidents (E810-E823)	16	12	4	80.4	81.6	76.9	1	1	-	21.3	21.3	...	59
60 All other accidents (E800-E807, E825-E849)	7	3	4	35.2	20.4	76.9	1	1	-	21.3	21.3	...	60
61 Suicides (E950-E959)	-	-	-	0	0	0	-	-	-	0	0	...	61
62 Homicides (E960-E-969)	2	-	2	10.1	0	38.5	-	-	-	0	0	...	62
63 Legal intervention (E970-E978)	-	-	-	0	0	0	-	-	-	0	0	...	63
64 All other external injuries (E980-E999)	-	-	-	0	0	0	-	-	-	0	0	...	64

TABLE XIII VITAL STATISTICS, BY COUNTY, BY RACE, GEORGIA, 1968

ITEM	TREULEN						TROUP						
	Number			Rate or Ratio*			Number			Rate or Ratio*			
	Total	White	Non-White	Total	White	Non-White	Total	White	Non-White	Total	White	Non-White	
1 Estimated population as of July 1,	6,400	4,400	2,000				47,400	32,400	15,000				1
LIVE BIRTHS													
2 Total	110	53	57	17.2	12.0	28.5	839	497	342	17.7	15.3	22.8	2
3 Delivered in hospital	78	53	25	70.9%	100.0%	43.9%	768	497	271	91.5%	100.0%	79.2%	3
4 Delivered in home by physician	1	-	1	0.9%	0%	1.8%	12	-	12	1.4%	0%	3.5%	4
5 Delivered by midwife	31	-	31	28.2%	0%	54.4%	57	-	57	6.8%	0%	16.7%	5
6 Other deliveries	-	-	-	0%	0%	0%	2	-	2	0.2%	0%	0.6%	6
7 Immature births	5	2	3	4.5	37.7	52.6	79	28	51	94.2	56.3	149.1	7
8 Live births to unwed mothers	14	1	13	127.3	18.9	228.1	127	19	108	151.4	38.2	315.8	8
FETAL DEATHS													
9 Total	2	-	2	18.2	0	35.1	30	17	13	35.8	34.2	38.0	9
10 Under 20 weeks gestation	1	-	1	9.1	0	17.5	18	12	6	21.5	24.1	17.5	10
11 20-27 weeks gestation	-	-	-	0	0	0	3	-	3	3.6	0	8.8	11
12 28 weeks and more	1	-	1	9.1	0	17.5	9	5	4	10.7	10.1	11.7	12
13 Unknown length of gestation	-	-	-	0	0	0	-	-	-	0	0	0	13
DEATHS													
14 Total, all ages	67	47	20	1046.9	1068.2	1000.0	555	343	212	1170.9	1058.6	1413.3	14
15 Under 1 year	6	2	4	54.5	37.7	70.2	22	8	14	26.2	16.1	40.9	15
16 Under 28 days	2	1	1	18.2	18.9	17.5	13	5	8	15.5	10.1	23.4	16
17 Deaths from immaturity	1	-	1	9.1	0	17.5	3	-	3	3.6	0	8.8	17
18 1-4 years **	1	-	1	9.1	0	17.5	3	-	3	3.6	0	8.8	18
19 Maternal deaths	-	-	-	0	0	0	1	-	1	11.9	0	29.2	19
CAUSE OF DEATH													
20 Dysentery (004,005,007,009)	-	-	-	0	0	0	3	1	2	6.3	3.1	13.3	20
21 Tuberculosis, all forms (010-019)	-	-	-	0	0	0	2	-	2	4.2	0	13.3	21
22 Meningococcal infections (036)	-	-	-	0	0	0	1	-	1	2.1	0	6.7	22
23 Acute infectious encephalitis (062-065)	-	-	-	0	0	0	-	-	-	0	0	0	23
24 Infectious Hepatitis (070)	-	-	-	0	0	0	-	-	-	0	0	0	24
25 Typhus and other rickettsias (080-083)	-	-	-	0	0	0	-	-	-	0	0	0	25
26 Venereal disease (090-099)	-	-	-	0	0	0	-	-	-	0	0	0	26
27 All other diseases classified as infective and parasitic (000-003, 005, 008, 020-035, 037-061, 066-069, 071-079, 084-089, 100-136)	-	-	-	0	0	0	3	1	2	6.3	3.1	13.3	27
28 Malignant neoplasms, including neoplasms of lymphatic and haematopoietic tissues (140-209)	13	12	1	203.1	272.7	50.0	73	57	16	154.0	175.9	106.7	28
29 Benign neoplasms and neoplasms of unspecified nature (210-239)	-	-	-	0	0	0	2	2	-	4.2	6.2	0	29
30 Diabetes Mellitus (250)	-	-	-	0	0	0	6	4	2	12.7	12.3	13.3	30
31 Avitaminoses & other nutritional deficiency (260-269)	-	-	-	0	0	0	2	1	1	4.2	3.1	6.7	31
32 Anemias (280-285)	-	-	-	0	0	0	2	2	-	4.2	6.2	0	32
33 Nonmeningococcal meningitis (320)	-	-	-	0	0	0	1	-	1	2.1	0	6.7	33
34 Active rheumatic fever (390-392)	-	-	-	0	0	0	-	-	-	0	0	0	34
35 Chronic rheumatic heart disease (393-398)	-	-	-	0	0	0	4	1	3	8.4	3.1	20.0	35
36 Hypertensive disease (400-404)	1	-	1	15.6	0	50.0	17	3	14	35.9	9.3	93.3	36
37 Ischaemic heart disease (410-414)	15	14	1	234.4	318.2	50.0	180	123	57	379.7	379.6	380.0	37
38 Other forms of heart disease (420-429)	7	3	4	109.4	68.2	200.0	14	3	11	29.5	9.3	73.3	38
39 Cerebrovascular disease (430-438)	9	5	4	140.6	113.6	200.0	103	58	45	217.3	179.0	300.0	39
40 General arteriosclerosis (440)	1	1	-	15.6	22.7	0	5	4	1	10.5	12.3	6.7	40
41 Other diseases of arteries, arterioles, & capillaries (441-448)	-	-	-	0	0	0	4	3	1	8.4	9.3	6.7	41
42 Influenza (470-474)	1	-	1	15.6	0	50.0	2	2	-	4.2	6.2	0	42
43 Pneumonia (480-486)	4	3	1	62.5	68.2	50.0	22	10	12	46.4	30.9	80.0	43
44 Bronchitis, emphysema and asthma (466, 490-493)	1	1	-	15.6	22.7	0	7	4	3	14.8	12.3	20.0	44
45 Other diseases of the respiratory system (460-465, 500-519)	1	-	1	15.6	0	50.0	3	3	-	6.3	9.3	0	45
46 Peptic ulcer (531-533)	-	-	-	0	0	0	1	1	-	2.1	3.1	0	46
47 Appendicitis (540-543)	-	-	-	0	0	0	1	1	-	2.1	3.1	0	47
48 Intestinal obstruction and hernia (550-553, 560)	-	-	-	0	0	0	4	3	1	8.4	9.3	6.7	48
49 Gastritis, duodenitis, enteritis & colitis (535, 561, 563)	-	-	-	0	0	0	-	-	-	0	0	0	49
50 Cirrhosis of liver (571)	-	-	-	0	0	0	4	3	1	8.4	9.3	6.7	50
51 Nephritis and nephrosis (580-584)	-	-	-	0	0	0	6	2	4	12.7	6.2	26.7	51
52 Hyperplasia of prostate (600)	1	-	1	15.6	0	50.0	-	-	-	0	0	0	52
53 Complications of pregnancy, childbirth and the puerperium (630-678)	-	-	-	0	0	0	1	-	1	2.1	0	6.7	53
54 Congenital anomalies (740-750)	-	-	-	0	0	0	2	2	-	4.2	6.2	0	54
55 Birth injuries, difficult labor and other anoxic and hypoxic conditions (764-768, 772, 776)	-	-	-	0	0	0	4	2	2	8.4	6.2	13.3	55
56 Other causes of neonatal mortality (760-763, 769-771, 773-775, 777-779)	1	-	1	15.6	0	50.0	5	1	4	10.5	3.1	26.7	56
57 Symptoms and ill-defined conditions (780-796)	1	-	1	15.6	0	50.0	1	1	-	2.1	3.1	0	57
58 All other diseases (residual)	4	4	-	62.5	90.9	0	28	19	9	59.1	58.6	60.0	58
59 Motor vehicle accidents (E810-E823)	5	3	2	78.1	68.2	100.0	14	10	4	29.5	30.9	26.7	59
60 All other accidents (E800-E807, E825-E949)	1	-	1	15.6	0	50.0	15	10	5	31.6	30.9	33.3	60
61 Subdural (E950-E959)	1	1	-	15.6	22.7	0	3	3	-	6.3	9.3	0	61
62 Epidural (E960-E969)	-	-	-	0	0	0	9	3	6	19.0	9.3	40.0	62
63 Legal intervention (E970-E978)	-	-	-	0	0	0	-	-	-	0	0	0	63
64 All other external injuries (E980-E989)	-	-	-	0	0	0	1	-	1	2.1	0	6.7	64

TABLE XIII VITAL STATISTICS, BY COUNTY, BY RACE, GEORGIA, 1968

ITEM	TURNER						TWIGGS						
	Number			Rate or Ratio*			Number			Rate or Ratio*			
	Total	White	Non-White	Total	White	Non-White	Total	White	Non-White	Total	White	Non-White	
1 Estimated population as of July 1,	8,700	5,700	3,000				8,600	3,700	4,900				1
LIVE BIRTHS													
2 Total	185	85	100	21.3	14.9	33.3	155	44	111	18.0	11.9	22.7	2
3 Delivered in hospital	157	85	72	84.9%	100.0%	72.0%	136	44	92	87.7%	100.0%	82.9%	3
4 Delivered in home by physician	4	-	4	2.2%	0%	4.0%	16	-	16	10.3%	0%	14.4%	4
5 Delivered by midwife	24	-	24	13.0%	0%	24.0%	2	-	2	1.3%	0%	1.8%	5
6 Other deliveries	-	-	-	0%	0%	0%	1	-	1	0.6%	0%	0.9%	6
7 Immature births	26	11	15	140.5	129.4	150.0	16	5	11	103.2	113.6	99.1	7
8 Live births to unwed mothers	35	2	33	189.2	23.5	330.0	29	-	29	187.1	0	261.3	8
FETAL DEATHS													
9 Total	11	5	6	59.5	58.8	60.0	1	-	1	6.5	0	9.0	9
10 Under 20 weeks gestation	1	1	-	5.4	11.8	0	-	-	-	0	0	0	10
11 20-27 weeks gestation	4	2	2	21.6	23.5	20.0	-	-	-	0	0	0	11
12 28 weeks and more	4	1	3	21.6	11.8	30.0	1	-	1	6.5	0	9.0	12
13 Unknown length of gestation	2	1	1	10.8	11.8	10.0	-	-	-	0	0	0	13
DEATHS													
14 Total, all ages	113	79	34	1298.9	1386.0	1133.3	103	52	51	1197.7	1405.4	1040.8	14
15 Under 1 year	8	1	7	43.2	11.8	70.0	6	2	4	38.7	45.5	36.0	15
16 Under 28 days	4	-	4	21.6	0	40.0	3	2	1	19.4	45.5	9.0	16
17 Deaths from immaturity	-	-	-	0	0	0	-	-	-	0	0	0	17
18 1-4 years **	3	2	1	-	-	-	2	-	2	-	-	-	18
19 Maternal deaths	-	-	-	0	0	0	1	-	1	64.5	0	90.1	19
CAUSE OF DEATH													
20 Dysentery (004,006,007,009)	-	-	-	0	0	0	-	-	-	0	0	0	20
21 Tuberculosis, all forms (010-019)	-	-	-	0	0	0	-	-	-	0	0	0	21
22 Meningococcal Infections (036)	-	-	-	0	0	0	-	-	-	0	0	0	22
23 Acute infectious encephalitis (062-065)	-	-	-	0	0	0	-	-	-	0	0	0	23
24 Infectious Hepatitis (070)	-	-	-	0	0	0	-	-	-	0	0	0	24
25 Typhus and other rickettsioses (080-083)	-	-	-	0	0	0	-	-	-	0	0	0	25
26 Venereal disease (090-099)	-	-	-	0	0	0	-	-	-	0	0	0	26
27 All other diseases classified as Infective and parasitic (000-003, 005, 008, 020-035, 037-061, 066-069, 071-079, 084-089, 100-136)	-	-	-	0	0	0	-	-	-	0	0	0	27
28 Malignant neoplasms, including neoplasms of lymphatic and haematopoietic tissues (140-209)	11	10	1	126.4	175.4	33.3	13	6	7	151.2	162.2	142.9	28
29 Benign neoplasms and neoplasms of unspecified nature (210-239)	-	-	-	0	0	0	-	-	-	0	0	0	29
30 Diabetes Mellitus (250)	1	1	-	11.5	17.5	0	2	2	-	23.3	54.1	0	30
31 Avitaminoses & other nutritional deficiency (260-269)	-	-	-	0	0	0	-	-	-	0	0	0	31
32 Anemias (280-285)	-	-	-	0	0	0	-	-	-	0	0	0	32
33 Nonmeningococcal meningitis (320)	-	-	-	0	0	0	-	-	-	0	0	0	33
34 Active rheumatic fever (390-392)	-	-	-	0	0	0	-	-	-	0	0	0	34
35 Chronic rheumatic heart disease (393-398)	-	-	-	0	0	0	-	-	-	0	0	0	35
36 Hypertensive disease (400-404)	-	-	-	0	0	0	-	-	-	0	0	0	36
37 Ischaemic heart disease (410-414)	37	27	10	425.3	473.7	333.3	21	15	6	244.2	405.4	122.4	37
38 Other forms of heart disease (420-429)	-	-	-	0	0	0	5	1	4	58.1	27.0	81.6	38
39 Cerebrovascular disease (430-438)	30	21	9	344.8	368.4	300.0	22	11	11	255.8	297.3	224.5	39
40 General arteriosclerosis (440)	2	2	-	23.0	35.1	0	1	1	-	11.6	27.0	0	40
41 Other diseases of arteries, arterioles, & capillaries (441-448)	-	-	-	0	0	0	3	3	-	34.9	81.1	0	41
42 Influenza (470-474)	-	-	-	0	0	0	2	1	1	23.3	27.0	0	42
43 Pneumonia (480-486)	5	-	5	57.5	0	166.7	3	-	3	34.9	0	61.2	43
44 Bronchitis, emphysema and asthma (466, 490-493)	-	-	-	0	0	0	-	-	-	0	0	0	44
45 Other diseases of the respiratory system (460-465, 500-519)	-	-	-	0	0	0	-	-	-	0	0	0	45
46 Peptic ulcer (531-533)	-	-	-	0	0	0	1	1	-	11.6	27.0	0	46
47 Appendicitis (540-543)	-	-	-	0	0	0	-	-	-	0	0	0	47
48 Intestinal obstruction and hernia (550-553, 560)	-	-	-	0	0	0	1	-	1	11.6	0	20.4	48
49 Gastritis, duodenitis, enteritis & colitis (535, 561, 563)	-	-	-	0	0	0	-	-	-	0	0	0	49
50 Cirrhosis of liver (571)	-	-	-	0	0	0	1	-	1	11.6	0	20.4	50
51 Nephritis and nephrosis (580-584)	1	1	-	11.5	17.5	0	2	-	2	23.3	0	40.8	51
52 Hyperplasia of prostate (600)	-	-	-	0	0	0	-	-	-	0	0	0	52
53 Complications of pregnancy, childbirth and the puerperium (630-678)	-	-	-	0	0	0	1	-	1	11.6	0	20.4	53
54 Congenital anomalies (740-759)	1	-	1	11.5	0	33.3	2	-	2	23.3	0	40.8	54
55 Birth injuries, difficult labor and other anoxic and hypoxic conditions (764-768, 772, 776)	2	-	2	23.0	0	66.7	2	2	-	23.3	54.1	0	55
56 Other causes of neonatal mortality (760-763, 769-771, 773-775, 777-779)	-	-	-	0	0	0	-	-	-	0	0	0	56
57 Symptoms and ill-defined conditions (780-796)	2	1	1	23.0	17.5	33.3	1	-	1	11.6	0	20.4	57
58 All other diseases (residual)	4	3	1	46.0	52.6	33.3	4	4	-	45.5	108.1	0	58
59 Motor vehicle accidents (E810-E823)	8	5	2	92.0	105.3	66.7	6	2	4	69.8	54.1	81.6	59
60 All other accidents (E800-E807, E825-E949)	8	6	2	92.0	105.3	66.7	4	1	3	46.5	27.0	61.2	60
61 Suicides (E950-E959)	1	1	-	11.5	17.5	0	1	-	1	11.5	0	20.4	61
62 Homicides (E960-E-969)	-	-	-	0	0	0	5	2	3	58.1	54.1	61.2	62
63 Legal Intervention (E970-E978)	-	-	-	0	0	0	-	-	-	0	0	0	63
64 All other external injuries (E980-E999)	-	-	-	0	0	0	-	-	-	0	0	0	64

TABLE XIII VITAL STATISTICS, BY COUNTY, BY RACE, GEORGIA, 1968

ITEM	UNION						UPSDN						
	Number			Rate or Ratio*			Number			Rate or Ratio*			
	Total	White	Non-White	Total	White	Non-White	Total	White	Non-White	Total	White	Non-White	
1 Estimated population as of July 1,	7,600	7,600	0				25,000	18,200	6,800				1
LIVE BIRTHS													
2 Total	96	96	-	12.6	12.6	...	388	220	168	15.5	12.1	24.7	2
3 Delivered in hospital	96	96	-	100.0%	100.0%	...	303	220	83	78.1%	100.0%	49.4%	3
4 Delivered in home by physician	-	-	-	0%	0%	...	2	-	2	0.5%	0%	1.2%	4
5 Delivered by midwife	-	-	-	0%	0%	...	81	-	81	20.9%	0%	48.2%	5
6 Other deliveries	-	-	-	0%	0%	...	2	-	2	0.5%	0%	1.2%	6
7 Immature births	6	6	-	62.5	62.5	...	38	26	12	97.9	118.2	71.4	7
8 Live births to unwed mothers	2	2	-	20.8	20.8	...	42	6	36	108.2	27.3	214.3	8
FETAL DEATHS													
9 Total	1	1	-	10.4	10.4	...	19	14	5	49.0	63.6	29.8	9
10 Under 20 weeks gestation	-	-	-	0	0	...	7	6	1	18.0	27.3	6.0	10
11 20-27 weeks gestation	1	1	-	10.4	10.4	...	7	5	2	18.0	22.7	11.9	11
12 28 weeks and more	-	-	-	0	0	...	4	2	2	10.3	9.1	11.9	12
13 Unknown length of gestation	-	-	-	0	0	...	1	1	-	2.6	4.5	0	13
DEATHS													
14 Total, all ages	53	53	-	697.4	697.4	...	239	173	66	956.0	950.5	970.6	14
15 Under 1 year	-	-	-	0	0	...	13	5	8	33.5	22.7	47.6	15
16 Under 28 days	-	-	-	0	0	...	8	4	4	20.6	18.2	23.8	16
17 Deaths from immaturity	-	-	-	0	0	...	-	-	-	0	0	0	17
18 1-4 years **	-	-	-	0	0	...	1	-	1	-	-	-	18
19 Maternal deaths	-	-	-	0	0	...	1	-	1	25.8	0	59.5	19
CAUSE OF DEATH													
20 Dysentery (004,006,007,009)	-	-	-	0	0	...	3	1	2	12.0	5.5	29.4	20
21 Tuberculosis, all forms (010-019)	-	-	-	0	0	...	-	-	-	0	0	0	21
22 Meningococcal Infections (036)	-	-	-	0	0	...	-	-	-	0	0	0	22
23 Acute infectious encephalitis (062-065)	-	-	-	0	0	...	-	-	-	0	0	0	23
24 Infectious Hepatitis (070)	-	-	-	0	0	...	1	1	-	4.0	5.5	0	24
25 Typhus and other rickettsioses (080-083)	-	-	-	0	0	...	-	-	-	0	0	0	25
26 Venereal disease (090-099)	-	-	-	0	0	...	-	-	-	0	0	0	26
27 All other diseases classified as Infective and parasitic (000-003, 005, 008, 020-035, 037-061, 066-069, 071-079, 084-089, 100-136)	-	-	-	0	0	...	2	1	1	8.0	5.5	14.7	27
28 Malignant neoplasms, including neoplasms of lymphatic and hematopoietic tissues (140-209)	10	10	-	131.6	131.6	...	24	17	7	96.0	93.4	102.9	28
29 Benign neoplasms and neoplasms of unspecified nature (210-239)	-	-	-	0	0	...	1	-	1	4.0	0	14.7	29
30 Diabetes Mellitus (250)	-	-	-	0	0	...	2	1	1	8.0	5.5	14.7	30
31 Avitaminoses & other nutritional deficiency (260-269)	-	-	-	0	0	...	-	-	-	0	0	0	31
32 Anomias (280-285)	-	-	-	0	0	...	-	-	-	0	0	0	32
33 Nonmeningococcal meningitis (320)	-	-	-	0	0	...	-	-	-	0	0	0	33
34 Active rheumatic fever (390-392)	-	-	-	0	0	...	-	-	-	0	0	0	34
35 Chronic rheumatic heart disease (393-398)	-	-	-	0	0	...	1	1	-	4.0	5.5	0	35
36 Hypertensive disease (400-404)	1	1	-	13.2	13.2	...	4	2	2	16.0	11.0	29.4	36
37 Ischaemic heart disease (410-414)	15	15	-	197.4	197.4	...	88	66	22	352.0	362.6	323.5	37
38 Other forms of heart disease (420-429)	1	1	-	13.2	13.2	...	4	3	1	16.0	16.5	14.7	38
39 Cerebrovascular disease (430-438)	12	12	-	157.9	157.9	...	39	27	12	156.0	148.4	176.5	39
40 General arteriosclerosis (440)	-	-	-	0	0	...	4	4	-	16.0	22.0	0	40
41 Other diseases of arteries, arterioles, & capillaries (441-448)	-	-	-	0	0	...	2	2	-	8.0	11.0	0	41
42 Influenza (470-474)	-	-	-	0	0	...	2	-	2	8.0	0	29.4	42
43 Pneumonia (480-486)	2	2	-	26.3	26.3	...	6	3	3	24.0	16.5	44.1	43
44 Bronchitis, emphysema and asthma (466, 490-493)	2	2	-	26.3	26.3	...	6	6	-	24.0	33.0	0	44
45 Other diseases of the respiratory system (460-465, 500-519)	-	-	-	0	0	...	4	2	2	16.0	11.0	29.4	45
46 Peptic ulcer (531-533)	1	1	-	13.2	13.2	...	2	2	-	8.0	11.0	0	46
47 Appendicitis (540-543)	-	-	-	0	0	...	1	1	-	4.0	5.5	0	47
48 Intestinal obstruction and hernia (550-553, 560)	-	-	-	0	0	...	2	2	-	8.0	11.0	0	48
49 Gastritis, duodenitis, enteritis & colitis (535, 561, 563)	1	1	-	13.2	13.2	...	-	-	-	0	0	0	49
50 Cirrhosis of liver (571)	-	-	-	0	0	...	-	-	-	0	0	0	50
51 Nephritis and nephrosis (580-584)	-	-	-	0	0	...	-	-	-	0	0	0	51
52 Hyperplasia of prostate (600)	-	-	-	0	0	...	-	-	-	0	0	0	52
53 Complications of pregnancy, childbirth and the puerperium (630-678)	-	-	-	0	0	...	1	-	1	4.0	0	14.7	53
54 Congenital anomalies (740-759)	-	-	-	0	0	...	3	2	1	12.0	11.0	14.7	54
55 Birth injuries, difficult labor and other anoxic and hypoxic conditions (764-766, 772, 776)	-	-	-	0	0	...	3	3	-	12.0	16.5	0	55
56 Other causes of neonatal mortality (760-763, 769-771, 773-775, 777-779)	-	-	-	0	0	...	1	-	1	4.0	0	14.7	56
57 Symptoms and ill-defined conditions (780-796)	-	-	-	0	0	...	2	1	1	8.0	5.5	14.7	57
58 All other diseases (residual)	1	1	-	13.2	13.2	...	6	5	1	24.0	27.5	14.7	58
59 Motor vehicle accidents (E810-E823)	3	3	-	39.5	39.5	...	16	14	2	64.0	76.9	29.4	59
60 All other accidents (E800-E807, E825-E949)	4	4	-	52.6	52.6	...	5	4	1	20.0	22.0	14.7	60
61 Suicides (E950-E959)	-	-	-	0	0	...	1	1	-	4.0	5.5	0	61
62 Homicides (E960-E-969)	-	-	-	0	0	...	3	1	2	12.0	5.5	29.4	62
63 Legal intervention (E970-E978)	-	-	-	0	0	...	-	-	-	0	0	0	63
64 All other external injuries (E980-E999)	-	-	-	0	0	...	-	-	-	0	0	0	64

TABLE XIII VITAL STATISTICS, BY COUNTY, BY RACE, GEORGIA, 1968

ITEM	WALKER						WALTON						
	Number			Rate or Ratio*			Number			Rate or Ratio*			
	Total	White	Non-White	Total	White	Non-White	Total	White	Non-White	Total	White	Non-White	
1 Estimated population as of July 1,	54,500	51,900	2,600				23,400	16,400	7,000				1
LIVE BIRTHS													
2 Total	894	840	54	16.4	16.2	20.8	471	262	209	20.1	16.0	29.9	2
3 Delivered in hospital	894	840	54	100.0%	100.0%	100.0%	454	261	193	96.4%	99.6%	92.3%	3
4 Delivered in home by physician	-	-	-	0%	0%	0%	4	1	3	0.8%	0.4%	1.4%	4
5 Delivered by midwife	-	-	-	0%	0%	0%	13	-	13	2.8%	0%	6.2%	5
6 Other deliveries	-	-	-	0%	0%	0%	-	-	-	0%	0%	0%	6
7 Immature births	79	71	8	88.4	84.5	148.1	47	22	25	99.8	84.0	119.6	7
8 Live births to unwed mothers	43	31	12	48.1	36.9	222.2	73	4	69	155.0	15.3	330.1	8
FETAL DEATHS													
9 Total	18	16	2	20.1	19.0	37.0	5	3	2	10.6	11.5	9.6	9
10 Under 20 weeks gestation	9	8	1	10.1	9.5	18.5	-	-	-	0	0	0	10
11 20-27 weeks gestation	5	5	-	5.6	6.0	0	1	1	-	2.1	3.8	0	11
12 28 weeks and more	2	1	1	2.2	1.2	18.5	4	2	2	8.5	7.6	9.6	12
13 Unknown length of gestation	2	2	-	2.2	2.4	0	-	-	-	0	0	0	13
DEATHS													
14 Total, all ages	399	372	27	732.1	716.8	1038.5	226	161	65	965.8	981.7	928.6	14
15 Under 1 year	15	12	3	16.8	14.3	55.6	12	1	11	25.5	3.8	52.6	15
16 Under 28 days	9	7	2	10.1	8.3	37.0	5	-	5	10.6	0	23.9	16
17 Deaths from immaturity	2	2	-	2.2	2.4	0	2	-	2	4.2	0	9.6	17
18 1-4 years **	3	3	-	-	-	-	4	2	2	-	-	-	18
19 Maternal deaths	-	-	-	0	0	0	-	-	-	0	0	0	19
CAUSE OF DEATH													
20 Dysentery (004,006,007,009)	-	-	-	0	0	0	-	-	-	0	0	0	20
21 Tuberculosis, all forms (010-019)	4	3	1	7.3	5.8	38.5	-	-	-	0	0	0	21
22 Meningococcal infections (036)	-	-	-	0	0	0	-	-	-	0	0	0	22
23 Acute infectious encephalitis (052-055)	-	-	-	0	0	0	-	-	-	0	0	0	23
24 Infectious hepatitis (070)	-	-	-	0	0	0	-	-	-	0	0	0	24
25 Typhus and other rickettsioses (080-083)	-	-	-	0	0	0	-	-	-	0	0	0	25
26 Venereal disease (090-099)	-	-	-	0	0	0	-	-	-	0	0	0	26
27 All other diseases classified as infective and parasitic (000-003, 005, 008, 020-035, 037-061, 086-089, 071-079, 084-089, 100-136)	-	-	-	0	0	0	4	4	-	17.1	24.4	0	27
28 Malignant neoplasms, including neoplasms of lymphatic and haematopoietic tissues (140-209)	64	61	3	117.4	117.5	115.4	27	21	6	115.4	128.0	85.7	28
29 Benign neoplasms and neoplasms of unspecified nature (210-239)	-	-	-	0	0	0	1	-	1	4.3	0	14.3	29
30 Diabetes Mellitus (250)	11	11	-	20.2	21.2	0	6	4	2	25.6	24.4	28.6	30
31 Avitaminoses & other nutritional deficiency (260-269)	1	1	-	1.8	1.9	0	-	-	-	0	0	0	31
32 Anemias (280-285)	1	1	-	1.8	1.9	0	1	-	1	4.3	0	14.3	32
33 Nonmeningococcal meningitis (320)	-	-	-	0	0	0	-	-	-	0	0	0	33
34 Acute rheumatic fever (390-392)	-	-	-	0	0	0	-	-	-	0	0	0	34
35 Chronic rheumatic heart disease (393-398)	4	4	-	7.3	7.7	0	2	2	-	8.5	12.2	0	35
36 Hypertensive disease (400-404)	7	6	1	12.8	11.6	38.5	3	2	1	12.8	12.2	14.3	36
37 Ischaemic heart disease (410-414)	126	118	8	231.2	227.4	307.7	81	63	18	345.2	384.1	257.1	37
38 Other forms of heart disease (420-429)	12	10	2	22.0	19.3	76.9	6	6	-	25.6	36.6	0	38
39 Cerebrovascular disease (430-439)	44	40	4	80.7	77.1	153.8	29	17	12	123.9	103.7	171.4	39
40 General arteriosclerosis (440)	6	6	-	11.0	11.6	0	1	1	-	4.3	6.1	0	40
41 Other diseases of arteries, arterioles, & capillaries (441-448)	4	4	-	7.3	7.7	0	3	3	-	12.8	18.3	0	41
42 Influenza (470-474)	3	3	-	5.5	5.8	0	1	1	-	4.3	6.1	0	42
43 Pneumonia (480-486)	23	20	3	42.2	38.5	115.4	8	2	6	34.2	12.2	85.7	43
44 Bronchitis, emphysema and asthma (465, 490-493)	7	5	2	12.8	9.6	76.9	3	3	-	12.8	18.3	0	44
45 Other diseases of the respiratory system (460-465, 500-519)	4	4	-	7.3	7.7	0	3	3	-	12.8	18.3	0	45
46 Peptic ulcer (531-533)	2	2	-	3.7	3.9	0	-	-	-	0	0	0	46
47 Appendicitis (540-543)	1	1	-	1.8	1.9	0	-	-	-	0	0	0	47
48 Intestinal obstruction and hernia (550-553, 560)	-	-	-	0	0	0	2	1	1	8.5	6.1	14.3	48
49 Gastritis, duodenitis, enteritis & colitis (535, 561, 563)	1	1	-	1.8	1.9	0	-	-	-	0	0	0	49
50 Cirrhosis of liver (571)	-	-	-	0	0	0	1	1	-	4.3	6.1	0	50
51 Nephritis and nephrosis (580-584)	1	1	-	1.8	1.9	0	1	-	1	4.3	0	14.3	51
52 Hyperplasia of prostate (600)	2	1	1	3.7	1.9	38.5	-	-	-	0	0	0	52
53 Complications of pregnancy, childbirth and the puerperium (630-678)	-	-	-	0	0	0	-	-	-	0	0	0	53
54 Congenital anomalies (740-759)	5	4	1	9.2	7.7	38.5	-	-	-	0	0	0	54
55 Birth injuries, difficult labor and other anoxic and hypoxic conditions (764-768, 772, 776)	3	2	1	5.5	3.9	38.5	1	-	1	4.3	0	14.3	55
56 Other causes of neonatal mortality (760-763, 769-771, 773-775, 777-779)	2	2	-	3.7	3.9	0	2	-	2	8.5	0	28.6	56
57 Symptoms and ill-defined conditions (780-796)	4	4	-	7.3	7.7	0	-	-	-	0	0	0	57
58 All other diseases (residual)	23	23	-	42.2	44.3	0	8	6	2	34.2	36.6	28.6	58
59 Motor vehicle accidents (E810-E823)	24	24	-	44.0	45.2	0	10	8	2	42.7	48.8	28.6	59
60 All other accidents (E800-E807, E825-E949)	6	6	-	11.0	11.6	0	7	3	4	29.9	18.3	57.1	60
61 Suicides (E950-E959)	3	3	-	5.5	5.8	0	8	7	1	34.2	42.7	14.3	61
62 Homicides (E960-E969)	1	1	-	1.8	1.9	0	7	3	4	29.9	18.3	57.1	62
63 Legal intervention (E970-E978)	-	-	-	0	0	0	-	-	-	0	0	0	63
64 All other external injuries (E980-E999)	-	-	-	0	0	0	-	-	-	0	0	0	64

TABLE XIII VITAL STATISTICS, BY COUNTY, BY RACE, GEORGIA, 1968

ITEM	WARE						WARREN						
	Number			Rate or Ratio*			Number			Rate or Ratio*			
	Total	White	Non-White	Total	White	Non-White	Total	White	Non-White	Total	White	Non-White	
1 Estimated population as of July 1,	35,300	27,400	7,900				7,100	2,800	4,300				1
LIVE BIRTHS													
2 Total	630	453	177	17.8	16.5	22.4	139	29	110	19.6	10.4	25.6	2
3 Delivered in hospital	629	453	176	99.8%	100.0%	99.4%	135	29	106	97.1%	100.0%	96.4%	3
4 Delivered in home by physician	1	-	1	0.2%	0%	0.6%	3	-	3	2.2%	0%	2.7%	4
5 Delivered by midwife	-	-	-	0%	0%	0%	1	-	1	0.7%	0%	0.9%	5
6 Other deliveries	-	-	-	0%	0%	0%	-	-	-	0%	0%	0%	6
7 Immature births	56	23	33	88.9	50.8	186.4	18	2	16	129.5	69.0	145.5	7
8 Live births to unwed mothers	73	21	52	115.9	46.4	293.8	42	3	39	302.2	103.4	354.5	8
FETAL DEATHS													
9 Total	37	26	11	58.7	57.4	62.1	5	-	5	36.0	0	45.5	9
10 Under 20 weeks gestation	21	16	5	33.3	35.3	28.2	2	-	2	14.4	0	18.2	10
11 20-27 weeks gestation	7	5	2	11.1	11.0	11.3	2	-	2	14.4	0	18.2	11
12 28 weeks and more	9	5	4	14.3	11.0	22.6	1	-	1	7.2	0	9.1	12
13 Unknown length of gestation	-	-	-	0	0	0	-	-	-	0	0	0	13
DEATHS													
14 Total, all ages	340	231	109	963.2	843.1	1379.7	85	30	55	1197.2	1071.4	1279.1	14
15 Under 1 year	14	7	7	22.2	15.5	39.5	6	-	6	43.2	0	54.5	15
16 Under 28 days	9	6	3	14.3	13.2	16.9	2	-	2	14.4	0	18.2	16
17 Deaths from immaturity	-	-	-	0	0	0	-	-	-	0	0	0	17
18 1-4 years **	3	2	1	-	-	-	-	-	-	-	-	-	18
19 Maternal deaths	1	1	-	15.9	22.1	0	-	-	-	0	0	0	19
CAUSE OF DEATH													
20 Dysentery (004,006,007,008)	-	-	-	0	0	0	-	-	-	0	0	0	20
21 Tuberculosis, all forms (010-019)	-	-	-	0	0	0	-	-	-	0	0	0	21
22 Meningococcal infections (036)	-	-	-	0	0	0	-	-	-	0	0	0	22
23 Acute infectious encephalitis (062-065)	-	-	-	0	0	0	-	-	-	0	0	0	23
24 Infectious hepatitis (070)	-	-	-	0	0	0	-	-	-	0	0	0	24
25 Typhus and other rickettsioses (080-083)	-	-	-	0	0	0	-	-	-	0	0	0	25
26 Venereal disease (090-099)	-	-	-	0	0	0	-	-	-	0	0	0	26
27 All other diseases classified as Infective and parasitic (000-003, 005, 008, 020-035, 037-061, 066-069, 071-079, 084-089, 100-136)	2	-	2	5.7	0	25.3	-	-	-	0	0	0	27
28 Malignant neoplasms, including neoplasms of lymphatic and haematopoietic tissues (140-209)	49	32	17	138.8	116.8	215.2	13	3	10	183.1	107.1	232.6	28
29 Benign neoplasms and neoplasms of unspecified nature (210-239)	1	-	1	2.8	0	12.7	-	-	-	0	0	0	29
30 Diabetes Mellitus (250)	6	4	2	17.0	14.6	25.3	-	-	-	0	0	0	30
31 Avitaminoses & other nutritional deficiency (260-269)	1	-	1	2.8	0	12.7	1	-	1	14.1	0	23.3	31
32 Anemias (280-285)	-	-	-	0	0	0	1	-	1	14.1	0	23.3	32
33 Nonmeningococcal meningitis (320)	-	-	-	0	0	0	-	-	-	0	0	0	33
34 Active rheumatic fever (390-392)	-	-	-	0	0	0	-	-	-	0	0	0	34
35 Chronic rheumatic heart disease (393-398)	2	1	1	5.7	3.6	12.7	1	1	-	14.1	35.7	0	35
36 Hypertensive disease (400-404)	11	7	4	31.2	25.5	50.6	-	-	-	0	0	0	36
37 Ischaemic heart disease (410-414)	127	95	32	359.8	346.7	405.1	26	12	14	366.2	428.6	325.6	37
38 Other forms of heart disease (420-429)	11	4	7	31.2	14.6	88.6	1	-	1	14.1	0	23.3	38
39 Cerebrovascular disease (430-438)	32	19	13	90.7	69.3	164.6	10	5	5	140.8	178.6	116.3	39
40 General arteriosclerosis (440)	4	4	-	11.3	14.6	0	1	1	-	14.1	35.7	0	40
41 Other diseases of arteries, arterioles, & capillaries (441-448)	1	1	-	2.8	3.6	0	2	2	-	28.2	71.4	0	41
42 Influenza (470-474)	-	-	-	0	0	0	-	-	-	0	0	0	42
43 Pneumonia (480-486)	13	9	4	36.8	32.8	50.6	6	1	5	84.5	35.7	116.3	43
44 Bronchitis, emphysema and asthma (466, 490-493)	6	6	-	17.0	21.9	0	-	-	-	0	0	0	44
45 Other diseases of the respiratory system (460-465, 500-519)	7	3	4	19.8	10.9	50.6	1	-	1	14.1	0	23.3	45
46 Peptic ulcer (531-533)	2	2	-	5.7	7.3	0	-	-	-	0	0	0	46
47 Appendicitis (540-543)	-	-	-	0	0	0	-	-	-	0	0	0	47
48 Intestinal obstruction and hernia (550-553, 560)	-	-	-	0	0	0	-	-	-	0	0	0	48
49 Gastritis, duodenitis, enteritis & colitis (535, 561, 563)	-	-	-	0	0	0	-	-	-	0	0	0	49
50 Cirrhosis of liver (571)	8	7	1	22.7	25.5	12.7	-	-	-	0	0	0	50
51 Nephritis and nephrosis (580-584)	-	-	-	0	0	0	2	-	2	28.2	0	46.5	51
52 Hyperplasia of prostate (600)	-	-	-	0	0	0	-	-	-	0	0	0	52
53 Complications of pregnancy, childbirth and the puerperium (630-678)	1	1	-	2.8	3.6	0	-	-	-	0	0	0	53
54 Congenital anomalies (740-759)	4	3	1	11.3	10.9	12.7	-	-	-	0	0	0	54
55 Birth injuries, difficult labor and other anoxic and hypoxic conditions (764-768, 772, 776)	4	3	1	11.3	10.9	12.7	2	-	2	28.2	0	46.5	55
56 Other causes of neonatal mortality (760-763, 769-771, 773-775, 777-779)	1	-	1	2.8	0	12.7	-	-	-	0	0	0	56
57 Symptoms and ill-defined conditions (780-796)	-	-	-	0	0	0	4	1	3	55.3	35.7	69.8	57
58 All other diseases (residual)	19	10	9	53.8	36.5	113.9	5	-	5	70.4	0	116.3	58
59 Motor vehicle accidents (E810-E823)	14	11	3	39.7	40.1	38.0	5	2	3	70.4	71.4	69.8	59
60 All other accidents (E800-E807, E825-E949)	8	6	2	22.7	21.9	25.3	-	-	-	0	0	0	60
61 Suicides (E950-E959)	2	2	-	5.7	7.3	0	-	-	-	0	0	0	61
62 Homicides (E960-E-969)	4	1	3	11.3	3.6	38.0	4	2	2	56.3	71.4	46.5	62
63 Legal intervention (E970-E978)	-	-	-	0	0	0	-	-	-	0	0	0	63
64 All other external injuries (E980-E999)	-	-	-	0	0	0	-	-	-	0	0	0	64

TABLE XIII VITAL STATISTICS, BY COUNTY, BY RACE, GEORGIA, 1968

ITEM	WASHINGTON						WAYNE					
	Number			Rate or Ratio*			Number			Rate or Ratio*		
	Total	White	Non-White	Total	White	Non-White	Total	White	Non-White	Total	White	Non-White
1 Estimated population as of July 1,	19,200	9,000	10,200				18,400	14,800	3,600			
LIVE BIRTHS												
2 Total	353	124	229	18.4	13.8	22.5	359	269	90	19.5	18.2	25.0
3 Delivered in hospital	291	124	167	82.4%	100.0%	72.9%	359	269	90	100.0%	100.0%	100.0%
4 Delivered in home by physician	6	-	6	1.7%	0%	2.6%	-	-	-	0%	0%	0%
5 Delivered by midwife	56	-	56	15.9%	0%	24.5%	-	-	-	0%	0%	0%
6 Other deliveries	-	-	-	0%	0%	0%	-	-	-	0%	0%	0%
7 Immature births	36	4	32	102.0	32.3	139.7	34	24	10	94.7	89.2	111.1
8 Live births to unwed mothers	82	2	80	232.3	16.1	349.3	36	7	29	100.3	26.0	322.2
FETAL DEATHS												
9 Total	7	2	5	19.8	16.1	21.8	12	9	3	33.4	33.5	33.3
10 Under 20 weeks gestation	1	1	-	2.8	8.1	0	3	3	-	8.4	11.2	0
11 20-27 weeks gestation	3	-	3	8.5	0	13.1	5	3	2	13.9	11.2	22.2
12 28 weeks and more	3	1	2	8.5	8.1	8.7	4	3	1	11.1	11.2	11.1
13 Unknown length of gestation	-	-	-	0	0	0	-	-	-	0	0	0
DEATHS												
14 Total, all ages	226	100	126	1177.1	1111.1	1235.3	168	136	32	913.0	918.9	888.9
15 Under 1 year	8	-	8	22.7	0	34.9	9	5	4	25.1	18.6	44.4
16 Under 28 days	5	-	5	14.2	0	21.8	7	4	3	19.5	14.9	33.3
17 Deaths from immaturity	1	-	1	2.8	0	4.4	2	1	1	5.6	3.7	11.1
18 1-4 years **	4	-	4	-	-	-	2	1	1	-	-	-
19 Maternal deaths	-	-	-	0	0	0	-	-	-	0	0	0
CAUSE OF DEATH												
20 Dysentery (004,006,007,009)	-	-	-	0	0	0	2	-	2	10.9	0	55.6
21 Tuberculosis, all forms (010-019)	1	-	1	5.2	0	9.8	-	-	-	0	0	0
22 Meningococcal infections (036)	-	-	-	0	0	0	-	-	-	0	0	0
23 Acute infectious encephalitis (062-065)	-	-	-	0	0	0	-	-	-	0	0	0
24 Infectious Hepatitis (070)	-	-	-	0	0	0	-	-	-	0	0	0
25 Typhus and other rickettsioses (080-083)	-	-	-	0	0	0	-	-	-	0	0	0
26 Venereal disease (090-099)	-	-	-	0	0	0	-	-	-	0	0	0
27 All other diseases classified as infective and parasitic (000-003, 005, 008, 020-035, 037-061, 066-069, 071-079, 084-089, 100-136)	-	-	-	0	0	0	-	-	-	0	0	0
28 Malignant neoplasms, including neoplasms of lymphatic and hematopoietic tissues (140-209)	20	12	8	104.2	133.3	78.4	24	19	5	130.4	128.4	138.9
29 Benign neoplasms and neoplasms of unspecified nature (210-239)	-	-	-	0	0	0	-	-	-	0	0	0
30 Diabetes Mellitus (250)	5	2	3	26.0	22.2	29.4	2	2	-	10.9	13.5	0
31 Avitaminoses & other nutritional deficiency (260-269)	1	-	1	5.2	0	9.8	-	-	-	0	0	0
32 Anemias (280-285)	2	-	2	10.4	0	19.6	-	-	-	0	0	0
33 Nonmeningococcal meningitis (320)	-	-	-	0	0	0	-	-	-	0	0	0
34 Active rheumatic fever (390-392)	-	-	-	0	0	0	-	-	-	0	0	0
35 Chronic rheumatic heart disease (393-398)	-	-	-	0	0	0	2	2	-	10.9	13.5	0
36 Hypertensive disease (400-404)	3	2	1	15.6	22.2	9.8	4	2	2	21.7	13.5	55.6
37 Ischaemic heart disease (410-414)	85	39	46	442.7	433.3	451.0	49	42	7	266.3	283.8	194.4
38 Other forms of heart disease (420-429)	4	3	1	20.8	33.3	9.8	2	2	-	10.9	13.5	0
39 Cerebrovascular disease (430-438)	26	10	16	135.4	111.1	156.9	27	22	5	146.7	148.6	138.9
40 General arteriosclerosis (440)	4	-	4	20.8	0	39.2	5	5	-	27.2	33.8	0
41 Other diseases of arteries, arterioles, & capillaries (441-448)	1	1	-	5.2	11.1	0	1	1	-	5.4	6.8	0
42 Influenza (470-474)	2	-	2	10.4	0	19.6	2	2	-	10.9	13.5	0
43 Pneumonia (480-486)	12	8	4	62.5	88.9	39.2	10	8	2	54.3	54.1	55.6
44 Bronchitis, emphysema and asthma (466, 490-493)	5	4	1	26.0	44.4	9.8	2	2	-	10.9	13.5	0
45 Other diseases of the respiratory system (460-465, 500-519)	3	1	2	15.6	11.1	19.6	1	1	-	5.4	6.8	0
46 Peptic ulcer (531-533)	-	-	-	0	0	0	2	1	1	10.9	6.8	27.8
47 Appendicitis (540-543)	-	-	-	0	0	0	-	-	-	0	0	0
48 Intestinal obstruction and hernia (550-553, 560)	2	1	1	10.4	11.1	9.8	1	1	-	5.4	6.8	0
49 Gastritis, duodenitis, enteritis & colitis (535, 561, 563)	-	-	-	0	0	0	-	-	-	0	0	0
50 Cirrhosis of liver (571)	2	1	1	10.4	11.1	9.8	-	-	-	0	0	0
51 Nephritis and nephrosis (580-584)	2	-	2	10.4	0	19.6	1	1	-	5.4	6.8	0
52 Hypertrophia of prostate (600)	1	1	-	5.2	11.1	0	-	-	-	0	0	0
53 Complications of pregnancy, childbirth and the puerperium (630-678)	-	-	-	0	0	0	-	-	-	0	0	0
54 Congenital anomalies (740-759)	1	-	1	5.2	0	9.8	2	2	-	10.9	13.5	0
55 Birth injuries, difficult labor and other anoxic and hypoxic conditions (764-768, 772, 776)	3	-	3	15.6	0	29.4	2	1	1	10.9	6.8	27.8
56 Other causes of neonatal mortality (760-763, 769-771, 773-775, 777-779)	1	-	1	5.2	0	9.8	2	1	1	10.9	6.8	27.8
57 Symptoms and ill-defined conditions (780-796)	2	1	1	10.4	11.1	9.8	-	-	-	0	0	0
58 All other diseases (residual)	12	3	9	62.5	33.3	88.2	5	3	2	27.2	20.3	55.6
59 Motor vehicle accidents (E810-E823)	11	7	4	57.3	77.8	39.2	11	9	2	59.8	60.8	55.6
60 All other accidents (E800-E807, E825-E949)	10	2	8	52.1	22.2	78.4	7	5	1	38.0	40.5	27.8
61 Suicides (E950-E959)	3	2	1	15.6	22.2	9.8	-	-	-	0	0	0
62 Homicides (E960-E969)	2	-	2	10.4	0	19.6	2	1	1	10.9	6.8	27.8
63 Legal intervention (E970-E978)	-	-	-	0	0	0	-	-	-	0	0	0
64 All other external injuries (E980-E999)	-	-	-	0	0	0	-	-	-	0	0	0

TABLE XIII VITAL STATISTICS, BY COUNTY, BY RACE, GEORGIA, 1968

ITEM	WEBSTER						WHEELER					
	Number			Rate or Ratio*			Number			Rate or Ratio*		
	Total	White	Non-White	Total	White	Non-White	Total	White	Non-White	Total	White	Non-White
1 Estimated population as of July 1,	3,000	1,200	1,800				5,500	3,800	1,700			
LIVE BIRTHS												
2 Total	52	8	44	17.3	5.7	24.4	89	56	33	16.2	14.7	19.4
3 Delivered in hospital	19	8	11	36.5%	100.0%	25.0%	73	55	18	82.0%	98.2%	54.5%
4 Delivered in home by physician	17	-	17	32.7%	0%	38.6%	4	1	3	4.5%	1.8%	9.1%
5 Delivered by midwife	16	-	16	30.8%	0%	36.4%	12	-	12	13.5%	0%	36.4%
6 Other deliveries	-	-	-	0%	0%	0%	-	-	-	0%	0%	0%
7 Immature births	1	-	1	19.2	0	22.7	5	2	3	56.2	35.7	90.9
8 Live births to unwed mothers	8	-	8	153.8	0	181.8	13	2	11	146.1	35.7	333.3
FETAL DEATHS												
9 Total	2	-	2	38.5	0	45.5	1	1	-	11.2	17.9	0
10 Under 20 weeks gestation	-	-	-	0	0	0	-	-	-	0	0	0
11 20-27 weeks gestation	1	-	1	19.2	0	22.7	-	-	-	0	0	0
12 28 weeks and more	-	-	-	0	0	0	-	-	-	0	0	0
13 Unknown length of gestation	1	-	1	19.2	0	22.7	1	1	-	11.2	17.9	0
DEATHS												
14 Total, all ages	42	23	19	1400.0	1915.7	1055.6	48	34	14	872.7	894.7	823.5
15 Under 1 year	3	2	1	57.7	125.0	45.5	2	1	1	22.5	17.9	30.3
16 Under 28 days	1	1	-	19.2	125.0	0	1	1	-	11.2	17.9	0
17 Deaths from immaturity	-	-	-	0	0	0	-	-	-	0	0	0
18 1-4 years **	1	1	-	-	-	-	-	-	-	-	-	-
19 Maternal deaths	-	-	-	0	0	0	-	-	-	0	0	0
CAUSE OF DEATH												
20 Dysentery (004,006,007,009)	1	-	1	33.3	0	55.6	-	-	-	0	0	0
21 Tuberculosis, all forms (010-019)	-	-	-	0	0	0	1	1	-	18.2	26.3	0
22 Meningococcal Infections (036)	-	-	-	0	0	0	-	-	-	0	0	0
23 Acute infectious encephalitis (062-065)	-	-	-	0	0	0	-	-	-	0	0	0
24 Infectious Hepatitis (070)	-	-	-	0	0	0	-	-	-	0	0	0
25 Typhus and other rickettsioses (080-083)	-	-	-	0	0	0	-	-	-	0	0	0
26 Venereal disease (090-099)	-	-	-	0	0	0	-	-	-	0	0	0
27 All other diseases classified as infective and parasitic (000-003, 005, 008, 020-035, 037-061, 066-069, 071-079, 084-089, 100-136)	1	1	-	33.3	83.3	0	1	-	1	18.2	0	58.8
28 Malignant neoplasms, including neoplasms of lymphatic and haematopoietic tissues (140-209)	2	2	-	66.7	166.7	0	5	5	-	90.9	131.6	0
29 Benign neoplasms and neoplasms of unspecified nature (210-239)	-	-	-	0	0	0	-	-	-	0	0	0
30 Diabetes Mellitus (250)	-	-	-	0	0	0	-	-	-	0	0	0
31 Avitaminoses & other nutritional deficiency (260-269)	-	-	-	0	0	0	-	-	-	0	0	0
32 Anemias (280-285)	-	-	-	0	0	0	-	-	-	0	0	0
33 Nonmeningococcal meningitis (320)	-	-	-	0	0	0	-	-	-	0	0	0
34 Active rheumatic fever (390-392)	-	-	-	0	0	0	-	-	-	0	0	0
35 Chronic rheumatic heart disease (393-398)	-	-	-	0	0	0	-	-	-	0	0	0
36 Hypertensive disease (400-404)	-	-	-	0	0	0	1	1	-	18.2	26.3	0
37 Ischaemic heart disease (410-414)	12	7	5	400.0	583.3	277.8	19	14	5	345.5	368.4	294.1
38 Other forms of heart disease (420-429)	-	-	-	0	0	0	-	-	-	0	0	0
39 Cerebrovascular disease (430-438)	10	5	5	333.3	416.7	277.8	12	8	4	218.2	210.5	235.3
40 General arteriosclerosis (440)	2	2	-	66.7	166.7	0	-	-	-	0	0	0
41 Other diseases of arteries, arterioles, & capillaries (441-448)	3	-	3	100.0	0	166.7	-	-	-	0	0	0
42 Influenza (470-474)	1	1	-	33.3	83.3	0	-	-	-	0	0	0
43 Pneumonia (480-486)	2	-	2	66.7	0	111.1	-	-	-	0	0	0
44 Bronchitis, emphysema and asthma (466, 490-493)	1	1	-	33.3	83.3	0	-	-	-	0	0	0
45 Other diseases of the respiratory system (460-465, 500-539)	-	-	-	0	0	0	-	-	-	0	0	0
46 Peptic ulcer (531-533)	-	-	-	0	0	0	-	-	-	0	0	0
47 Appendicitis (540-543)	-	-	-	0	0	0	-	-	-	0	0	0
48 Intestinal obstruction and hernia (550-553, 560)	-	-	-	0	0	0	-	-	-	0	0	0
49 Gastritis, duodenitis, enteritis & colitis (535, 561, 563)	-	-	-	0	0	0	-	-	-	0	0	0
50 Cirrhosis of liver (571)	-	-	-	0	0	0	-	-	-	0	0	0
51 Nephritis and nephrosis (580-584)	1	-	1	33.3	0	55.6	1	1	-	18.2	26.3	0
52 Hyperplasia of prostate (600)	-	-	-	0	0	0	-	-	-	0	0	0
53 Complications of pregnancy, childbirth and the puerperium (630-678)	-	-	-	0	0	0	-	-	-	0	0	0
54 Congenital anomalies (740-759)	3	3	-	100.0	250.0	0	-	-	-	0	0	0
55 Birth injuries, difficult labor and other anoxic and hypoxic conditions (764-768, 772, 776)	-	-	-	0	0	0	1	1	-	18.2	26.3	0
56 Other causes of neonatal mortality (760-763, 769-771, 773-775, 777-779)	-	-	-	0	0	0	-	-	-	0	0	0
57 Symptoms and ill-defined conditions (780-796)	1	-	1	33.3	0	55.6	1	1	-	18.2	26.3	0
58 All other diseases (residual)	1	1	-	33.3	83.3	0	-	-	-	0	0	0
59 Motor vehicle accidents (E810-E823)	1	-	1	33.3	0	55.6	-	-	-	0	0	0
60 All other accidents (E800-E807, E825-E949)	-	-	-	0	0	0	4	2	2	72.7	52.6	117.6
61 Suicides (E950-E959)	-	-	-	0	0	0	-	-	-	0	0	0
62 Homicides (E960-E969)	-	-	-	0	0	0	2	-	2	36.4	0	117.6
63 Legal intervention (E970-E978)	-	-	-	0	0	0	-	-	-	0	0	0
64 All other external injuries (E980-E999)	-	-	-	0	0	0	-	-	-	0	0	0

TABLE XIII VITAL STATISTICS, BY COUNTY, BY RACE, GEORGIA, 1968

ITEM	WHITE						WHITFIELD						
	Number			Rate or Ratio*			Number			Rate or Ratio*			
	Total	White	Non-White	Total	White	Non-White	Total	White	Non-White	Total	White	Non-White	
1 Estimated population as of July 1,	7,800	7,500	300				54,700	52,800	1,900				1
LIVE BIRTHS													
2 Total	110	105	5	14.1	14.0	16.7	1,040	996	44	19.0	18.9	23.2	2
3 Delivered in hospital	110	105	5	100.0%	100.0%	100.0%	1,024	980	44	98.5%	98.4%	100.0%	3
4 Delivered in home by physician	-	-	-	0%	0%	0%	6	6	-	0.6%	0.6%	0%	4
5 Delivered by midwife	-	-	-	0%	0%	0%	-	-	-	0%	0%	0%	5
6 Other deliveries	-	-	-	0%	0%	0%	10	10	-	1.0%	1.0%	0%	6
7 Immature births	4	4	-	36.4	38.1	0	98	96	2	94.2	96.4	45.5	7
8 Live births to unwed mothers	5	2	3	45.5	19.0	600.0	38	29	9	36.5	29.1	204.5	8
FETAL DEATHS													
9 Total	3	2	1	27.3	19.0	200.0	12	10	2	11.5	10.0	45.5	9
10 Under 20 weeks gestation	-	-	-	0	0	0	1	1	-	1.0	1.0	0	10
11 20-27 weeks gestation	1	-	1	9.1	0	200.0	3	3	-	2.9	3.0	0	11
12 28 weeks and more	2	2	-	18.2	19.0	0	8	6	2	7.7	6.0	45.5	12
13 Unknown length of gestation	-	-	-	0	0	0	-	-	-	0	0	0	13
DEATHS													
14 Total, all ages	50	47	3	641.0	626.7	1000.0	420	388	32	767.8	734.8	1684.2	14
15 Under 1 year	-	-	-	0	0	0	23	23	-	22.1	23.1	0	15
16 Under 28 days	-	-	-	0	0	0	15	15	-	14.4	15.1	0	16
17 Deaths from immaturity	-	-	-	0	0	0	3	3	-	2.9	3.0	0	17
18 1-4 years **	-	-	-	0	0	0	4	4	-	0	0	0	18
19 Maternal deaths	-	-	-	0	0	0	-	-	-	0	0	0	19
CAUSE OF DEATH													
20 Dysentery (004,006,007,009)	-	-	-	0	0	0	-	-	-	0	0	0	20
21 Tuberculosis, all forms (010-019)	-	-	-	0	0	0	4	4	-	7.3	7.6	0	21
22 Meningococcal Infections (036)	-	-	-	0	0	0	-	-	-	0	0	0	22
23 Acute Infectious encephalitis (062-065)	-	-	-	0	0	0	-	-	-	0	0	0	23
24 Infectious Hepatitis (070)	-	-	-	0	0	0	1	1	-	1.8	1.9	0	24
25 Typhus and other rickettsioses (080-083)	-	-	-	0	0	0	-	-	-	0	0	0	25
26 Venereal disease (090-099)	-	-	-	0	0	0	-	-	-	0	0	0	26
27 All other diseases classified as Infective and parasitic (000-003, 005, 008, 020-025, 037-061, 066-069, 071-079, 084-089, 100-136)	1	1	-	12.8	13.3	0	3	3	-	5.5	5.7	0	27
28 Malignant neoplasms, including neoplasms of lymphatic and haematopoietic tissues (140-209)	5	5	-	64.1	66.7	0	52	50	2	95.1	94.7	105.3	28
29 Benign neoplasms and neoplasms of unspecified nature (210-239)	-	-	-	0	0	0	-	-	-	0	0	0	29
30 Diabetes Mellitus (250)	-	-	-	0	0	0	4	3	1	7.3	5.7	52.6	30
31 Avitaminoses & other nutritional deficiency (260-269)	-	-	-	0	0	0	-	-	-	0	0	0	31
32 Anemias (280-285)	-	-	-	0	0	0	2	2	-	3.7	3.8	0	32
33 Nonmeningococcal meningitis (320)	-	-	-	0	0	0	-	-	-	0	0	0	33
34 Active rheumatic fever (390-392)	-	-	-	0	0	0	-	-	-	0	0	0	34
35 Chronic rheumatic heart disease (393-398)	-	-	-	0	0	0	2	1	1	3.7	1.9	52.6	35
36 Hypertensive disease (400-404)	1	-	1	12.8	0	333.3	8	8	-	14.6	15.2	0	36
37 Ischaemic heart disease (410-414)	19	19	-	243.6	253.3	0	127	114	13	232.2	215.9	684.2	37
38 Other forms of heart disease (420-429)	1	1	-	12.8	13.3	0	7	6	1	12.8	11.4	52.6	38
39 Cerebrovascular disease (430-438)	7	7	-	89.7	93.3	0	73	66	7	133.5	125.0	368.4	39
40 General arteriosclerosis (440)	-	-	-	0	0	0	5	5	-	9.1	9.5	0	40
41 Other diseases of arteries, arterioles, & capillaries (441-448)	-	-	-	0	0	0	2	2	-	3.7	3.8	0	41
42 Influenza (470-474)	-	-	-	0	0	0	3	3	-	5.5	5.7	0	42
43 Pneumonia (480-486)	2	1	1	25.6	13.3	333.3	20	20	-	36.6	37.9	0	43
44 Bronchitis, emphysema and asthma (466, 490-493)	-	-	-	0	0	0	15	13	2	27.4	24.6	105.3	44
45 Other diseases of the respiratory system (460-465, 500-519)	-	-	-	0	0	0	4	4	-	7.3	7.6	0	45
46 Peptic ulcer (531-533)	-	-	-	0	0	0	-	-	-	0	0	0	46
47 Appendicitis (540-543)	-	-	-	0	0	0	-	-	-	0	0	0	47
48 Intestinal obstruction and hernia (550-553, 560)	-	-	-	0	0	0	1	1	-	1.8	1.9	0	48
49 Gastritis, duodenitis, enteritis & colitis (535, 561, 563)	-	-	-	0	0	0	1	1	-	1.8	1.9	0	49
50 Cirrhosis of liver (571)	1	1	-	12.8	13.3	0	2	1	1	3.7	1.9	52.6	50
51 Nephritis and nephrosis (580-584)	-	-	-	0	0	0	3	3	-	5.5	5.7	0	51
52 Hyperplasia of prostate (600)	-	-	-	0	0	0	-	-	-	0	0	0	52
53 Complications of pregnancy, childbirth and the puerperium (630-678)	-	-	-	0	0	0	-	-	-	0	0	0	53
54 Congenital anomalies (740-759)	-	-	-	0	0	0	6	6	-	11.0	11.4	0	54
55 Birth injuries, difficult labor and other anoxic and hypoxic conditions (764-768, 772, 776)	-	-	-	0	0	0	5	5	-	9.1	9.5	0	55
56 Other causes of neonatal mortality (760-763, 769-771, 773-775, 777-779)	-	-	-	0	0	0	3	3	-	5.5	5.7	0	56
57 Symptoms and ill-defined conditions (780-796)	-	-	-	0	0	0	4	4	-	7.3	7.6	0	57
58 All other diseases (residual)	2	2	-	25.6	26.7	0	22	22	-	40.2	41.7	0	58
59 Motor vehicle accidents (E810-E823)	5	4	1	64.1	53.3	333.3	23	22	1	42.0	41.7	52.6	59
60 All other accidents (E800-E807, E825-E949)	4	4	-	51.3	53.3	0	9	8	1	15.5	15.2	52.6	60
61 Suicides (E950-E959)	1	1	-	12.8	13.3	0	4	4	-	7.3	7.6	0	61
62 Homicides (E960-E-969)	1	1	-	12.8	13.3	0	5	3	2	9.1	5.7	105.3	62
63 Legal intervention (E970-E978)	-	-	-	0	0	0	-	-	-	0	0	0	63
64 All other external injuries (E980-E999)	-	-	-	0	0	0	-	-	-	0	0	0	64

TABLE XIII VITAL STATISTICS, BY COUNTY, BY RACE, GEORGIA, 1968

ITEM	WILCOX						WILKES					
	Number			Rate or Ratio*			Number			Rate or Ratio*		
	Total	White	Non-White	Total	White	Non-White	Total	White	Non-White	Total	White	Non-White
1 Estimated population as of July 1,	7,000	4,800	2,200				11,100	5,600	5,500			
LIVE BIRTHS												
2 Total	101	55	46	14.4	11.5	20.9	169	71	98	15.2	12.7	17.8
3 Delivered in hospital	83	53	30	82.2%	96.4%	65.2%	163	70	93	96.4%	98.6%	94.9%
4 Delivered in home by physician	13	2	11	12.9%	3.6%	23.9%	6	1	5	3.6%	1.4%	5.1%
5 Delivered by midwife	5	-	5	5.0%	0%	10.9%	-	-	-	0%	0%	0%
6 Other deliveries	-	-	-	0%	0%	0%	-	-	-	0%	0%	0%
7 Immature births	9	5	4	89.1	90.9	87.0	21	5	16	124.3	70.4	163.3
8 Live births to unwed mothers	18	3	15	178.2	54.5	326.1	35	-	35	207.1	0	357.1
FETAL DEATHS												
9 Total	2	-	2	19.8	0	43.5	7	1	6	41.4	14.1	61.2
10 Under 20 weeks gestation	2	-	2	19.8	0	43.5	2	-	2	11.8	0	20.4
11 20-27 weeks gestation	-	-	-	0	0	0	1	-	1	5.9	0	10.2
12 28 weeks and more	-	-	-	0	0	0	4	1	3	23.7	14.1	30.6
13 Unknown length of gestation	-	-	-	0	0	0	-	-	-	0	0	0
DEATHS												
14 Total, all ages	96	70	26	1371.4	1458.3	1181.8	146	81	65	1315.3	1446.4	1181.8
15 Under 1 year	4	2	2	39.6	36.4	43.5	8	3	5	47.3	42.3	51.0
16 Under 28 days	4	2	2	39.6	36.4	43.5	5	3	2	29.6	42.3	20.4
17 Deaths from immaturity	2	1	1	19.8	18.2	21.7	1	1	-	5.9	14.1	0
18 1-4 years **	1	-	1	-	-	-	-	-	-	-	-	-
19 Maternal deaths	-	-	-	0	0	0	-	-	-	0	0	0
CAUSE OF DEATH												
20 Dysentery (004,006,007,009)	1	-	1	14.3	0	45.5	-	-	-	0	0	0
21 Tuberculosis, all forms (010-019)	-	-	-	0	0	0	-	-	-	0	0	0
22 Meningococcal infections (036)	-	-	-	0	0	0	-	-	-	0	0	0
23 Acute infectious encephalitis (062-065)	-	-	-	0	0	0	-	-	-	0	0	0
24 Infectious Hepatitis (070)	-	-	-	0	0	0	-	-	-	0	0	0
25 Typhus and other rickettsioses (080-083)	-	-	-	0	0	0	-	-	-	0	0	0
26 Venereal disease (090-099)	-	-	-	0	0	0	1	-	1	9.0	0	18.2
27 All other diseases classified as Infective and parasitic (000-003, 005, 008, 020-035, 037-061, 066-069, 071-079, 084-089, 100-136)	-	-	-	0	0	0	-	-	-	0	0	0
28 Malignant neoplasms, including neoplasms of lymphatic and haematopoietic tissues (140-209)	11	10	1	157.1	208.3	45.5	16	8	8	144.1	142.9	145.5
29 Benign neoplasms and neoplasms of unspecified nature (210-239)	-	-	-	0	0	0	-	-	-	0	0	0
30 Diabetes Mellitus (250)	1	-	1	14.3	0	45.5	1	1	-	9.0	17.9	0
31 Avitaminoses & other nutritional deficiency (260-269)	-	-	-	0	0	0	-	-	-	0	0	0
32 Anemias (280-285)	-	-	-	0	0	0	1	-	1	9.0	0	18.2
33 Nonmeningococcal meningitis (320)	-	-	-	0	0	0	-	-	-	0	0	0
34 Active rheumatic fever (390-392)	-	-	-	0	0	0	-	-	-	0	0	0
35 Chronic rheumatic heart disease (393-398)	-	-	-	0	0	0	-	-	-	0	0	0
36 Hypertensive disease (400-404)	-	-	-	0	0	0	5	3	2	45.0	53.6	36.4
37 Ischaemic heart disease (410-414)	30	25	5	428.6	520.8	227.3	39	27	12	351.4	482.1	218.2
38 Other forms of heart disease (420-429)	8	4	4	114.3	83.3	181.8	5	3	2	45.0	53.6	36.4
39 Cerebrovascular disease (430-438)	16	10	6	228.6	208.3	272.7	16	10	6	144.1	178.6	109.1
40 General arteriosclerosis (440)	4	3	1	57.1	62.5	45.5	10	3	7	90.1	53.6	127.3
41 Other diseases of arteries, arterioles, & capillaries (441-448)	-	-	-	0	0	0	-	-	-	0	0	0
42 Influenza (470-474)	1	1	-	14.3	20.8	0	1	-	1	9.0	0	18.2
43 Pneumonia (480-486)	1	1	-	14.3	20.8	0	7	2	5	63.1	35.7	90.9
44 Bronchitis, emphysema and asthma (466, 490-493)	4	4	-	57.1	83.3	0	1	1	-	9.0	17.9	0
45 Other diseases of the respiratory system (460-465, 500-519)	-	-	-	0	0	0	2	2	-	18.0	35.7	0
46 Peptic ulcer (531-533)	1	-	1	14.3	0	45.5	-	-	-	0	0	0
47 Appendicitis (540-543)	-	-	-	0	0	0	-	-	-	0	0	0
48 Intestinal obstruction and hernia (550-553, 560)	-	-	-	0	0	0	1	1	-	9.0	17.9	0
49 Gastritis, duodenitis, enteritis & colitis (535, 561, 563)	-	-	-	0	0	0	-	-	-	0	0	0
50 Cirrhosis of liver (571)	2	2	-	28.6	41.7	0	1	1	-	9.0	17.9	0
51 Nephritis and nephrosis (580-584)	-	-	-	0	0	0	-	-	-	0	0	0
52 Hyperplasia of prostate (600)	1	1	-	14.3	20.8	0	1	1	-	9.0	17.9	0
53 Complications of pregnancy, childbirth and the puerperium (630-678)	-	-	-	0	0	0	-	-	-	0	0	0
54 Congenital anomalies (740-759)	-	-	-	0	0	0	1	1	-	9.0	17.9	0
55 Birth injuries, difficult labor and other anoxic and hypoxic conditions (764-768, 772, 776)	1	1	-	14.3	20.8	0	2	-	2	18.0	0	36.4
56 Other causes of neonatal mortality (760-763, 769-771, 773-775, 777-779)	3	1	2	42.9	20.8	90.9	2	2	-	18.0	35.7	0
57 Symptoms and ill-defined conditions (780-796)	-	-	-	0	0	0	3	1	2	27.0	17.9	36.4
58 All other diseases (residual)	4	1	3	57.1	20.8	136.4	13	5	8	117.1	89.3	145.5
59 Motor vehicle accidents (E810-E823)	5	4	1	71.4	83.3	45.5	9	4	5	81.1	71.4	90.9
60 All other accidents (E800-E807, E825-E949)	2	2	-	28.6	41.7	0	6	3	3	54.1	53.6	54.5
61 Suicides (E950-E959)	-	-	-	0	0	0	2	2	-	18.0	35.7	0
62 Homicides (E960-E-969)	-	-	-	0	0	0	-	-	-	0	0	0
63 Legal Intervention (E970-E978)	-	-	-	0	0	0	-	-	-	0	0	0
64 All other external injuries (E980-E999)	-	-	-	0	0	0	-	-	-	0	0	0

TABLE XIII VITAL STATISTICS, BY COUNTY, BY RACE, GEORGIA, 1968

ITEM	WILKINSON 158						WORTH 79					
	Number			Rate or Ratio*			Number			Rate or Ratio*		
	Total	White	Non-White	Total	White	Non-White	Total	White	Non-White	Total	White	Non-White
1 Estimated population as of July 1,	9,800	5,300	4,500				15,600	8,600	7,000			
LIVE BIRTHS												
2 Total	165	70	95	16.8	13.2	21.1	305	121	184	19.6	14.1	26.3
3 Delivered in hospital	158	70	88	95.8%	100.0%	92.6%	235	121	114	77.0%	100.0%	62.0%
4 Delivered in home by physician	1	-	1	0.6%	0%	1.1%	3	-	3	1.0%	0%	1.6%
5 Delivered by midwife	6	-	6	3.6%	0%	6.3%	65	-	65	21.3%	0%	35.3%
6 Other deliveries	-	-	-	0%	0%	0%	2	-	2	0.7%	0%	1.1%
7 Immature births	17	4	13	103.0	57.1	136.8	26	6	20	85.2	49.6	108.7
8 Live births to unwed mothers	28	1	27	169.7	14.3	284.2	74	1	73	242.6	8.3	396.7
FETAL DEATHS												
9 Total	1	-	1	6.1	0	10.5	10	3	7	32.8	24.8	38.0
10 Under 20 weeks gestation	-	-	-	0	0	0	4	2	2	13.1	16.5	10.9
11 20-27 weeks gestation	-	-	-	0	0	0	4	1	3	13.1	8.3	16.3
12 28 weeks and more	1	-	1	6.1	0	10.5	1	-	1	3.3	0	5.4
13 Unknown length of gestation	-	-	-	0	0	0	1	-	1	3.3	0	5.4
DEATHS												
14 Total, all ages	97	56	41	989.8	1055.6	911.1	155	93	62	993.5	1081.4	885.7
15 Under 1 year	6	1	5	36.4	14.3	52.6	11	2	9	36.1	16.5	48.9
16 Under 28 days	2	-	2	12.1	0	21.1	7	2	5	23.0	16.5	27.2
17 Deaths from Immaturity	-	-	-	0	0	0	2	1	1	6.6	8.3	5.4
18 1-4 years **	1	1	-	-	-	-	2	2	-	-	-	-
19 Maternal deaths	-	-	-	0	0	0	2	-	2	65.6	0	108.7
CAUSE OF DEATH												
20 Dysentery (004,006,007,009)	-	-	-	0	0	0	1	1	-	6.4	11.6	0
21 Tuberculosis, all forms (010-019)	-	-	-	0	0	0	-	-	-	0	0	0
22 Meningococcal Infections (036)	-	-	-	0	0	0	-	-	-	0	0	0
23 Acute Infectious encephalitis (062-065)	-	-	-	0	0	0	-	-	-	0	0	0
24 Infectious Hepatitis (070)	-	-	-	0	0	0	-	-	-	0	0	0
25 Typhus and other rickettsioses (080-083)	-	-	-	0	0	0	-	-	-	0	0	0
26 Venereal disease (090-099)	-	-	-	0	0	0	-	-	-	0	0	0
27 All other diseases classified as Infective and parasitic (000-003, 005, 008, 020-035, 037-061, 066-069, 071-079, 084-089, 100-136)	-	-	-	0	0	0	1	1	-	6.4	11.5	0
28 Malignant neoplasms, including neoplasms of lymphatic and haematopoietic tissues (140-209)	16	12	4	163.3	226.4	88.9	20	12	8	128.2	139.5	114.3
29 Benign neoplasms and neoplasms of unspecified nature (210-239)	-	-	-	0	0	0	1	1	-	6.4	11.6	0
30 Diabetes Mellitus (250)	1	1	-	10.2	18.9	0	2	1	1	12.8	11.6	14.3
31 Avitaminoses & other nutritional deficiency (260-269)	-	-	-	0	0	0	1	-	1	6.4	0	14.3
32 Anemias (280-285)	-	-	-	0	0	0	-	-	-	0	0	0
33 Nonmeningococcal meningitis (320)	-	-	-	0	0	0	-	-	-	0	0	0
34 Active rheumatic fever (390-392)	-	-	-	0	0	0	-	-	-	0	0	0
35 Chronic rheumatic heart disease (393-398)	-	-	-	0	0	0	-	-	-	0	0	0
36 Hypertensive disease (400-404)	3	1	2	30.6	18.9	44.4	5	2	3	32.1	23.3	42.9
37 Ischaemic heart disease (410-414)	23	15	8	234.7	283.0	177.8	35	27	8	224.4	314.3	114.3
38 Other forms of heart disease (420-429)	2	1	1	20.4	18.9	22.2	10	3	7	64.1	34.9	100.0
39 Cerebrovascular disease (430-438)	19	8	11	193.9	150.9	244.4	23	11	12	147.4	127.9	171.4
40 General arteriosclerosis (440)	6	5	1	61.2	94.3	22.2	4	3	1	25.6	34.9	14.3
41 Other diseases of arteries, arterioles, & capillaries (441-448)	-	-	-	0	0	0	2	-	2	12.8	0	28.6
42 Influenza (470-474)	1	1	-	10.2	18.9	0	-	-	-	0	0	0
43 Pneumonia (480-486)	9	2	7	91.8	37.7	155.6	9	3	6	57.7	34.9	85.7
44 Bronchitis, emphysema and asthma (466, 490-493)	3	3	-	30.6	56.6	0	3	3	-	19.2	34.9	0
45 Other diseases of the respiratory system (460-465, 500-519)	-	-	-	0	0	0	-	-	-	0	0	0
46 Peptic ulcer (531-533)	-	-	-	0	0	0	1	1	-	6.4	11.6	0
47 Appendicitis (540-543)	-	-	-	0	0	0	-	-	-	0	0	0
48 Intestinal obstruction and hernia (550-553, 560)	-	-	-	0	0	0	-	-	-	0	0	0
49 Gastritis, duodenitis, enteritis & colitis (535, 561, 563)	-	-	-	0	0	0	-	-	-	0	0	0
50 Cirrhosis of liver (571)	1	1	-	10.2	18.9	0	-	-	-	0	0	0
51 Nephritis and nephrosis (580-584)	-	-	-	0	0	0	1	-	1	6.4	0	14.3
52 Hyperplasia of prostate (600)	-	-	-	0	0	0	-	-	-	0	0	0
53 Complications of pregnancy, childbirth and the puerperium (630-678)	-	-	-	0	0	0	2	-	2	12.8	0	28.6
54 Congenital anomalies (740-759)	2	2	-	20.4	37.7	0	-	-	-	0	0	0
55 Birth injuries, difficult labor and other anoxic and hypoxic conditions (764-766, 772, 776)	2	-	2	20.4	0	44.4	1	1	-	6.4	11.6	0
56 Other causes of neonatal mortality (760-763, 769-771, 773-775, 777-779)	-	-	-	0	0	0	4	1	3	25.6	11.6	42.9
57 Symptoms and ill-defined conditions (780-796)	-	-	-	0	0	0	-	-	-	0	0	0
58 All other diseases (residual)	5	2	3	51.0	37.7	66.7	7	6	1	44.9	69.8	14.3
59 Motor vehicle accidents (E810-E823)	2	1	1	20.4	18.9	22.2	8	6	2	51.3	69.8	28.6
60 All other accidents (E800-E807, E825-E949)	1	1	-	10.2	18.9	0	10	8	2	64.1	93.0	28.6
61 Suicides (E950-E959)	-	-	-	0	0	0	1	1	-	6.4	11.6	0
62 Homicides (E960-E969)	1	-	1	10.2	0	22.2	3	1	2	19.2	11.6	28.6
63 Legal intervention (E970-E978)	-	-	-	0	0	0	-	-	-	0	0	0
64 All other external injuries (E980-E999)	-	-	-	0	0	0	-	-	-	0	0	0

TABLE XIV VITAL STATISTICS, BY CITY, BY RACE, GEORGIA, 1968

ITEM	ADEL						ALBANY						
	Number			Rate or Ratio*			Number			Rate or Ratio*			
	Total	White	Non-White	Total	White	Non-White	Total	White	Non-White	Total	White	Non-White	
1 Estimated population as of July 1,													1
LIVE BIRTHS													
2 Total	133	68	65	1,494	778	716	2
3 Delivered in hospital	126	68	58	94.7 %	100.0 %	89.2 %	1,426	776	650	95.4 %	99.7 %	90.8 %	3
4 Delivered in home by physician	-	-	-	0 %	0 %	0 %	58	2	56	3.9 %	0.3 %	7.8 %	4
5 Delivered by midwife	6	-	6	4.5 %	0 %	9.2 %	10	-	10	0.7 %	0 %	1.4 %	5
6 Other deliveries	1	-	1	0.8 %	0 %	1.5 %	-	-	-	0 %	0 %	0 %	6
7 Immature births	14	8	6	105.3	117.6	92.3	150	42	118	107.1	54.0	164.8	7
8 Live births to unwed mothers	12	-	12	90.2	0	184.6	323	30	293	215.2	38.6	409.2	8
FETAL DEATHS													
9 Total	2	-	2	15.0	0	30.8	45	21	24	30.1	27.0	33.5	9
10 Under 20 weeks gestation	1	-	1	7.5	0	15.4	13	5	8	8.7	6.4	11.2	10
11 20-27 weeks gestation	1	-	1	7.5	0	15.4	5	1	4	3.3	1.3	5.6	11
12 28 weeks and more	-	-	-	0	0	0	15	10	5	10.0	12.9	7.0	12
13 Unknown length of gestation	-	-	-	0	0	0	12	5	7	8.0	6.4	9.8	13
DEATHS													
14 Total, all ages	58	37	21	526	259	267	14
15 Under 1 year	1	-	1	7.5	0	15.4	30	13	17	20.1	16.7	23.7	15
16 Under 28 days	1	-	1	7.5	0	15.4	20	10	10	13.4	12.9	14.0	16
17 Deaths from immaturity	1	-	1	7.5	0	15.4	3	1	2	2.0	1.3	2.8	17
18 1-4 years **	-	-	-	-	-	-	5	2	3	-	-	-	18
19 Maternal deaths	-	-	-	0	0	0	1	-	1	6.7	0	14.0	19
CAUSE OF DEATH													
20 Dysentery (004,006,007,009)	-	-	-	2	1	1	20
21 Tuberculosis, all forms (010-019)	-	-	-	4	-	4	21
22 Meningococcal Infections (036)	-	-	-	-	-	-	22
23 Acute infectious encephalitis (062-065)	-	-	-	-	-	-	23
24 Infectious Hepatitis (070)	-	-	-	-	-	-	24
25 Typhus and other rickettsioses (080-083)	-	-	-	-	-	-	25
26 Venereal disease (090-099)	-	-	-	1	-	1	26
27 All other diseases classified as Infective and parasitic (000-003, 005, 008, 020-035, 037-061, 066-069, 071-079, 084-089, 100-136)	1	1	-	6	3	3	27
28 Malignant neoplasms, including neoplasms of lymphatic and haematopoietic tissues (140-209)	3	-	3	66	38	28	28
29 Benign neoplasms and neoplasms of unspecified nature (210-239)	-	-	-	-	-	-	29
30 Diabetes Mellitus (250)	-	-	-	11	-	11	30
31 Avitaminoses & other nutritional deficiency (260-269)	-	-	-	-	-	-	31
32 Anemias (280-285)	1	-	1	1	-	1	32
33 Nonmeningococcal meningitis (320)	-	-	-	-	-	-	33
34 Active rheumatic fever (390-392)	-	-	-	-	-	-	34
35 Chronic rheumatic heart disease (393-398)	-	-	-	2	1	1	35
36 Hypertensive disease (400-404)	1	-	1	10	3	7	36
37 Ischaemic heart disease (410-414)	24	22	2	153	102	51	37
38 Other forms of heart disease (420-429)	3	2	1	6	2	4	38
39 Cerebrovascular disease (430-438)	11	5	6	99	29	70	39
40 General arteriosclerosis (440)	1	1	-	6	3	3	40
41 Other diseases of arteries, arterioles, & capillaries (441-448)	-	-	-	6	3	3	41
42 Influenza (470-474)	2	1	1	-	-	-	42
43 Pneumonia (480-486)	-	-	-	19	8	11	43
44 Bronchitis, emphysema and asthma (466, 490-493)	-	-	-	8	7	1	44
45 Other diseases of the respiratory system (460-465, 500-519)	1	-	1	5	4	1	45
46 Peptic ulcer (531-533)	-	-	-	4	1	3	46
47 Appendicitis (540-543)	-	-	-	-	-	-	47
48 Intestinal obstruction and hernia (550-553, 560)	-	-	-	2	2	-	48
49 Gastritis, duodenitis, enteritis & colitis (535, 561, 563)	-	-	-	-	-	-	49
50 Cirrhosis of liver (571)	1	-	1	8	5	3	50
51 Nephritis and nephrosis (580-584)	1	1	-	8	2	6	51
52 Hyperplasia of prostate (600)	-	-	-	-	-	-	52
53 Complications of pregnancy, childbirth and the puerperium (630-678)	-	-	-	1	-	1	53
54 Congenital anomalies (740-759)	-	-	-	7	5	2	54
55 Birth injuries, difficult labor and other anoxic and hypoxic conditions (764-768, 772, 776)	-	-	-	9	6	3	55
56 Other causes of neonatal mortality (760-763, 769-771, 773-775, 777-779)	1	-	1	4	2	2	56
57 Symptoms and ill-defined conditions (780-796)	-	-	-	8	1	7	57
58 All other diseases (residual)	2	1	1	20	7	13	58
59 Motor vehicle accidents (E810-E823)	4	2	2	12	8	4	59
60 All other accidents (E800-E807, E825-E949)	1	1	-	20	7	13	60
61 Suicides (E950-E959)	-	-	-	6	6	-	61
62 Homicides (E960-E969)	-	-	-	11	3	8	62
63 Legal intervention (E970-E978)	-	-	-	-	-	-	63
64 All other external injuries (E980-E999)	-	-	-	1	-	1	64

TABLE XIV VITAL STATISTICS, BY CITY, BY RACE, GEORGIA, 1968

ITEM	ALMA						AMERICUS						
	Number			Rate or Ratio*			Number			Rate or Ratio*			
	Total	White	Non-White	Total	White	Non-White	Total	White	Non-White	Total	White	Non-White	
1 Estimated population as of July 1.													1
LIVE BIRTHS													
2 Total	76	60	16	352	167	185	2
3 Delivered in hospital	76	60	16	100.0%	100.0%	100.0%	282	167	115	80.1%	100.0%	62.2%	3
4 Delivered in home by physician	-	-	-	0%	0%	0%	4	-	4	1.1%	0%	2.2%	4
5 Delivered by midwife	-	-	-	0%	0%	0%	66	-	66	18.8%	0%	35.7%	5
6 Other deliveries	-	-	-	0%	0%	0%	-	-	-	0%	0%	0%	6
7 Immature births	6	4	2	78.9	66.7	125.0	44	10	34	125.0	59.9	183.8	7
8 Live births to unwed mothers	11	3	8	144.7	50.0	500.0	48	3	45	136.4	18.0	243.2	8
FETAL DEATHS													
9 Total	-	-	-	0	0	0	13	2	11	36.9	12.0	59.5	9
10 Under 20 weeks gestation	-	-	-	0	0	0	7	2	5	19.9	12.0	27.0	10
11 20-27 weeks gestation	-	-	-	0	0	0	1	-	1	2.8	0	5.4	11
12 28 weeks and more	-	-	-	0	0	0	2	-	2	5.7	0	10.8	12
13 Unknown length of gestation	-	-	-	0	0	0	3	-	3	8.5	0	16.2	13
DEATHS													
14 Total, all ages	54	47	7	176	98	88	14
15 Under 1 year	3	1	2	39.5	16.7	125.0	8	4	4	22.7	24.0	21.6	15
16 Under 28 days	2	1	1	26.3	16.7	62.5	5	3	2	14.2	18.0	10.8	16
17 Deaths from immaturity	-	-	-	0	0	0	1	-	1	2.8	0	5.4	17
18 1-4 years **	-	-	-	-	-	-	2	1	1	-	-	-	18
19 Maternal deaths	-	-	-	0	0	0	-	-	-	0	0	0	19
CAUSE OF DEATH													
20 Dysentery (004,006,007,009)	1	1	-	-	-	-	20
21 Tuberculosis, all forms (010-019)	-	-	-	-	-	-	21
22 Meningococcal infections (036)	-	-	-	-	-	-	22
23 Acute infectious encephalitis (062-065)	-	-	-	1	-	1	23
24 Infectious Hepatitis (070)	-	-	-	-	-	-	24
25 Typhus and other rickettsioses (080-083)	-	-	-	-	-	-	25
26 Venereal disease (090-099)	-	-	-	-	-	-	26
27 All other diseases classified as Infective and parasitic (100-003, 005, 008, 020-035, 037-061, 066-069, 071-079, 084-089, 100-136)	-	-	-	-	-	-	27
28 Malignant neoplasms, including neoplasms of lymphatic and haematopoietic tissues (140-209)	3	2	1	20	11	9	28
29 Benign neoplasms and neoplasms of unspecified nature (210-239)	-	-	-	1	-	1	29
30 Diabetes Mellitus (250)	1	1	-	3	-	3	30
31 Avitaminoses & other nutritional deficiency (260-269)	1	1	-	-	-	-	31
32 Anemias (280-285)	-	-	-	-	-	-	32
33 Nonmeningococcal meningitis (320)	-	-	-	-	-	-	33
34 Active rheumatic fever (390-392)	-	-	-	-	-	-	34
35 Chronic rheumatic heart disease (393-398)	-	-	-	-	-	-	35
36 Hypertensive disease (400-404)	1	-	1	3	-	3	36
37 Ischaemic heart disease (410-414)	25	23	2	51	31	20	37
38 Other forms of heart disease (420-429)	2	2	-	12	5	7	38
39 Cerebrovascular disease (430-438)	3	3	-	26	12	14	39
40 General arteriosclerosis (440)	1	1	-	8	5	3	40
41 Other diseases of arteries, arterioles, & capillaries (441-448)	1	1	-	-	-	-	41
42 Influenza (470-474)	-	-	-	7	3	4	42
43 Pneumonia (480-486)	1	-	1	2	1	1	43
44 Bronchitis, emphysema and asthma (466, 490-493)	-	-	-	2	1	1	44
45 Other diseases of the respiratory system (460-465, 500-519)	3	3	-	2	1	1	45
46 Peptic ulcer (531-533)	-	-	-	-	-	-	46
47 Appendicitis (540-543)	-	-	-	-	-	-	47
48 Intestinal obstruction and hernia (550-553, 560)	1	1	-	1	-	1	48
49 Gastritis, duodenitis, enteritis & colitis (535, 561, 563)	-	-	-	-	-	-	49
50 Cirrhosis of liver (571)	-	-	-	2	2	-	50
51 Nephritis and nephrosis (580-584)	1	1	-	-	-	-	51
52 Hyperplasia of prostate (600)	-	-	-	-	-	-	52
53 Complications of pregnancy, childbirth and the puerperium (630-678)	-	-	-	3	2	1	53
54 Congenital anomalies (740-759)	-	-	-	2	1	1	54
55 Birth injuries, difficult labor and other anoxic and hypoxic conditions (764-768, 772, 776)	2	1	1	2	1	1	55
56 Other causes of neonatal mortality (760-763, 769-771, 773-775, 777-779)	-	-	-	2	1	1	56
57 Symptoms and ill-defined conditions (780-796)	-	-	-	8	1	7	57
58 All other diseases (residual)	2	1	1	12	6	6	58
59 Motor vehicle accidents (E810-E823)	1	1	-	6	4	2	59
60 All other accidents (E800-E807, E825-E949)	1	1	-	-	-	-	60
61 Suicides (E950-E959)	1	1	-	2	2	-	61
62 Homicides (E960-E-969)	2	2	-	2	-	2	62
63 Legal intervention (E970-E978)	-	-	-	-	-	-	63
64 All other external injuries (E980-E999)	-	-	-	-	-	-	64

TABLE XIV VITAL STATISTICS, BY CITY, BY RACE, GEORGIA, 1968

ITEM	ASHBURN						ATHENS						
	Number			Rate or Ratio*			Number			Rate or Ratio*			
	Total	White	Non-White	Total	White	Non-White	Total	White	Non-White	Total	White	Non-White	
1 Estimated population as of July 1,													1
LIVE BIRTHS													
2 Total	92	38	54	828	552	276	2
3 Delivered in hospital	80	38	42	87.0%	100.0%	77.8%	827	552	275	99.9%	100.0%	99.6%	3
4 Delivered in home by physician	2	-	2	2.2%	0%	3.7%	1	-	1	0.1%	0%	0.4%	4
5 Delivered by midwife	10	-	10	10.9%	0%	18.5%	-	-	-	0%	0%	0%	5
6 Other deliveries	-	-	-	0%	0%	0%	-	-	-	0%	0%	0%	6
7 Immature births	15	4	11	163.0	105.3	203.7	77	36	41	93.0	65.2	148.6	7
8 Live births to unwed mothers	21	2	19	228.3	52.6	351.9	92	14	78	111.1	25.4	282.6	8
FETAL DEATHS													
9 Total	5	2	3	54.3	52.6	55.6	17	12	5	20.5	21.7	18.1	9
10 Under 20 weeks gestation	-	-	-	0	0	0	5	3	2	6.0	5.4	7.2	10
11 20-27 weeks gestation	2	1	1	21.7	26.3	18.5	3	3	-	3.6	5.4	0	11
12 28 weeks and more	1	-	1	10.9	0	18.5	9	6	3	10.9	10.9	10.9	12
13 Unknown length of gestation	2	1	1	21.7	26.3	18.5	-	-	-	0	0	0	13
DEATHS													
14 Total, all ages	56	31	25	376	225	151	14
15 Under 1 year	8	1	7	87.0	26.3	129.6	18	14	4	21.7	25.4	14.5	15
16 Under 28 days	4	-	4	43.5	0	74.1	14	11	3	16.9	19.9	10.9	16
17 Deaths from immaturity	-	-	-	0	0	0	1	1	-	1.2	1.8	0	17
18 1-4 years **	-	-	-	-	-	-	2	2	-	-	-	-	18
19 Maternal deaths	-	-	-	0	0	0	-	-	-	0	0	0	19
CAUSE OF DEATH													
20 Dysentery (004,006,007,009)	-	-	-	-	-	-	20
21 Tuberculosis, all forms (010-019)	-	-	-	2	-	2	21
22 Meningococcal Infections (036)	-	-	-	-	-	-	22
23 Acute Infectious encephalitis (062-065)	-	-	-	-	-	-	23
24 Infectious Hepatitis (070)	-	-	-	-	-	-	24
25 Typhus and other rickettsioses (080-083)	-	-	-	-	-	-	25
26 Venereal disease (090-099)	-	-	-	-	-	-	26
27 All other diseases classified as infective and parasitic (000-003, 005, 008, 020-035, 037-061, 066-069, 071-079, 084-089, 100-136)	-	-	-	1	1	-	27
28 Malignant neoplasms, including neoplasms of lymphatic and haematopoietic tissues (140-209)	3	3	-	52	35	17	28
29 Benign neoplasms and neoplasms of unspecified nature (210-239)	-	-	-	1	-	1	29
30 Diabetes Mellitus (250)	1	1	-	8	3	5	30
31 Avitaminoses & other nutritional deficiency (260-269)	-	-	-	-	-	-	31
32 Anemias (280-285)	-	-	-	1	1	-	32
33 Nonmeningococcal meningitis (320)	-	-	-	1	-	1	33
34 Active rheumatic fever (390-392)	-	-	-	-	-	-	34
35 Chronic rheumatic heart disease (393-398)	-	-	-	6	2	4	35
36 Hypertensive disease (400-404)	-	-	-	8	1	7	36
37 Ischaemic heart disease (410-414)	19	12	7	108	69	39	37
38 Other forms of heart disease (420-429)	-	-	-	3	1	2	38
39 Cerebrovascular disease (430-438)	15	8	7	66	38	28	39
40 General arteriosclerosis (440)	1	1	-	4	3	1	40
41 Other diseases of arteries, arterioles, & capillaries (441-448)	-	-	-	4	3	1	41
42 Influenza (470-474)	-	-	-	3	1	2	42
43 Pneumonia (480-486)	5	-	5	16	10	6	43
44 Bronchitis, emphysema and asthma (466, 490-493)	-	-	-	5	5	-	44
45 Other diseases of the respiratory system (460-465, 500-519)	-	-	-	2	2	-	45
46 Peptic ulcer (531-533)	-	-	-	2	2	-	46
47 Appendicitis (540-543)	-	-	-	-	-	-	47
48 Intestinal obstruction and hernia (550-553, 560)	-	-	-	-	-	-	48
49 Gastritis, duodenitis, enteritis & colitis (535, 561, 563)	-	-	-	-	-	-	49
50 Cirrhosis of liver (571)	-	-	-	5	4	1	50
51 Nephritis and nephrosis (580-584)	1	1	-	6	4	2	51
52 Hyperplasia of prostate (600)	-	-	-	-	-	-	52
53 Complications of pregnancy, childbirth and the puerperium (630-678)	-	-	-	-	-	-	53
54 Congenital anomalies (740-759)	1	-	1	1	1	-	54
55 Birth injuries, difficult labor and other anoxic and hypoxic conditions (764-768, 772, 776)	2	-	2	3	3	-	55
56 Other causes of neonatal mortality (760-763, 769-771, 773-775, 777-779)	-	-	-	8	5	3	56
57 Symptoms and ill-defined conditions (780-796)	1	-	1	1	1	-	57
58 All other diseases (residual)	3	2	1	21	9	12	58
59 Motor vehicle accidents (E810-E823)	-	-	-	15	8	7	59
60 All other accidents (E800-E807, E825-E949)	4	3	1	12	6	6	60
61 Suicides (E950-E959)	-	-	-	6	6	-	61
62 Homicides (E960-E-969)	-	-	-	4	1	3	62
63 Legal Intervention (E970-E978)	-	-	-	-	-	-	63
64 All other external injuries (E980-E999)	-	-	-	1	-	1	64

TABLE XIV VITAL STATISTICS, BY CITY, BY RACE, GEORGIA, 1968

ITEM	ATLANTA						AUGUSTA						
	Number			Rate or Ratio*			Number			Rate or Ratio*			
	Total	White	Non-White	Total	White	Non-White	Total	White	Non-White	Total	White	Non-White	
1 Estimated population as of July 1,													1
LIVE BIRTHS													
2 Total	10,241	4,423	5,818	1,827	972	855	2
3 Delivered in hospital	10,177	4,416	5,761	99.4%	99.8%	99.0%	1,822	972	850	99.7%	100.0%	99.4%	3
4 Delivered in home by physician	58	2	56	0.6%	0.0%	1.0%	4	-	4	0.2%	0%	0.5%	4
5 Delivered by midwife	3	2	1	0.0%	0.0%	0.0%	1	-	1	0.1%	0%	0.1%	5
6 Other deliveries	3	3	-	0.0%	0.1%	0%	-	-	-	0%	0%	0%	6
7 Immature births	1,295	397	898	126.5	89.8	154.3	195	73	122	106.7	75.1	142.7	7
8 Live births to unwed mothers	1,901	253	1,648	185.6	57.2	283.3	270	57	213	147.8	58.6	249.1	8
FETAL DEATHS													
9 Total	308	150	158	30.1	33.9	27.2	110	66	44	60.2	67.9	51.5	9
10 Under 20 weeks gestation	105	90	15	10.3	20.3	2.6	46	35	11	25.2	36.0	12.9	10
11 20-27 weeks gestation	71	17	54	6.9	3.8	9.3	16	11	5	8.8	11.3	5.8	11
12 28 weeks and more	117	41	76	11.4	9.3	13.1	33	8	25	18.1	8.2	29.2	12
13 Unknown length of gestation	15	2	13	1.5	0.5	2.2	15	12	3	8.2	12.3	3.5	13
DEATHS													
14 Total, all ages	5,734	2,996	2,738	1,104	624	480	14
15 Under 1 year	279	95	184	27.2	21.5	31.6	72	34	38	39.4	35.0	44.4	15
16 Under 28 days	199	68	131	19.4	15.4	22.5	50	26	24	27.4	26.7	28.1	16
17 Deaths from immaturity	21	13	8	2.1	2.9	1.4	5	2	3	2.7	2.1	3.5	17
18 1-4 years **	45	11	34	9	4	5	18
19 Maternal deaths	7	3	4	6.8	6.8	6.9	-	-	-	0	0	0	19
CAUSE OF DEATH													
20 Dysentery (004,006,007,009)	1	-	1	1	1	-	20
21 Tuberculosis, all forms (010-019)	21	8	13	4	3	1	21
22 Meningococcal Infections (036)	4	-	4	-	-	-	22
23 Acute Infectious encephalitis (062-065)	2	-	2	-	-	-	23
24 Infectious Hepatitis (070)	2	1	1	-	-	-	24
25 Typhus and other rickettsioses (080-083)	-	-	-	-	-	-	25
26 Venereal disease (090-099)	4	-	4	1	-	1	26
27 All other diseases classified as infective and parasitic (000-003, 005, 008, 020-035, 037-061, 066-069, 071-079, 084-089, 100-136)	52	16	36	6	2	4	27
28 Malignant neoplasms, including neoplasms of lymphatic and hematopoietic tissues (140-209)	791	469	322	149	102	47	28
29 Benign neoplasms and neoplasms of unspecified nature (210-239)	23	12	11	4	1	3	29
30 Diabetes Mellitus (250)	97	35	62	18	8	10	30
31 Avitaminoses & other nutritional deficiency (260-269)	11	6	5	1	1	-	31
32 Anemias (280-285)	10	3	7	2	-	2	32
33 Nonmeningococcal meningitis (320)	14	4	10	1	-	1	33
34 Active rheumatic fever (390-392)	1	-	1	1	1	-	34
35 Chronic rheumatic heart disease (393-398)	33	21	12	7	4	3	35
36 Hypertensive disease (400-404)	102	25	77	38	8	30	36
37 Ischaemic heart disease (410-414)	1,541	977	564	306	208	98	37
38 Other forms of heart disease (420-429)	182	67	115	12	5	7	38
39 Cerebrovascular disease (430-438)	740	350	390	150	78	72	39
40 General arteriosclerosis (440)	54	46	8	41	10	31	40
41 Other diseases of arteries, arterioles, & capillaries (441-448)	51	41	10	17	8	9	41
42 Influenza (470-474)	28	11	17	3	2	1	42
43 Pneumonia (480-486)	276	127	149	60	30	30	43
44 Bronchitis, emphysema and asthma (466, 490-493)	86	62	24	18	11	7	44
45 Other diseases of the respiratory system (460-465, 500-519)	71	39	32	3	2	1	45
46 Peptic ulcer (531-533)	31	20	11	8	5	3	46
47 Appendicitis (540-543)	5	4	1	-	-	-	47
48 Intestinal obstruction and hernia (550-553, 560)	19	9	10	5	2	3	48
49 Gastritis, duodenitis, enteritis & colitis (525, 561, 563)	2	1	1	-	-	-	49
50 Cirrhosis of liver (571)	98	63	35	11	8	3	50
51 Nephritis and nephrosis (580-584)	39	12	27	7	4	3	51
52 Hyperplasia of prostate (600)	5	4	1	6	3	3	52
53 Complications of pregnancy, childbirth and the puerperium (630-678)	7	3	4	-	-	-	53
54 Congenital anomalies (740-759)	49	22	27	15	8	7	54
55 Birth injuries, difficult labor and other anoxic and hypoxic conditions (764-768, 772, 776)	98	26	72	22	10	12	55
56 Other causes of neonatal mortality (760-763, 769-771, 773-775, 777-779)	55	25	30	14	6	8	56
57 Symptoms and ill-defined conditions (780-796)	152	40	112	5	4	1	57
58 All other diseases (residual)	421	202	219	61	30	31	58
59 Motor vehicle accidents (E810-E823)	111	60	51	30	17	13	59
60 All other accidents (E800-E807, E825-E949)	174	97	77	46	26	20	60
61 Suicides (E950-E959)	72	57	15	10	9	1	61
62 Homicides (E960-E-969)	191	29	162	20	6	14	62
63 Legal intervention (E970-E978)	4	1	3	-	-	-	63
64 All other external injuries (E980-E999)	6	1	5	1	1	-	64

TABLE XIV VITAL STATISTICS, BY CITY, BY RACE, GEORGIA, 1968

ITEM	BAINBRIDGE						BARNESVILLE						
	Number			Rate or Ratio*			Number			Rate or Ratio*			
	Total	White	Non-White	Total	White	Non-White	Total	White	Non-White	Total	White	Non-White	
1 Estimated population as of July 1,													1
LIVE BIRTHS													
2 Total	179	89	90	31	32	49	2
3 Delivered in hospital	164	88	76	91.6%	98.9%	84.4%	48	32	16	59.3%	100.0%	32.7%	3
4 Delivered in home by physician	2	-	2	1.1%	0%	2.2%	1	-	1	1.2%	0%	2.0%	4
5 Delivered by midwife	13	1	12	7.3%	1.1%	13.3%	32	-	32	39.5%	0%	65.3%	5
6 Other deliveries	-	-	-	0%	0%	0%	-	-	-	0%	0%	0%	6
7 Immature births	23	8	15	128.5	89.9	166.7	17	3	14	209.9	93.8	285.7	7
8 Live births to unwed mothers	22	2	20	122.9	22.5	222.2	19	2	17	234.6	62.5	346.9	8
FETAL DEATHS													
9 Total	1	-	1	5.6	0	11.1	3	3	-	37.0	93.8	0	9
10 Under 20 weeks gestation	-	-	-	0	0	0	2	2	-	24.7	62.5	0	10
11 20-27 weeks gestation	-	-	-	0	0	0	-	-	-	0	0	0	11
12 28 weeks and more	1	-	1	5.6	0	11.1	-	-	-	0	0	0	12
13 Unknown length of gestation	-	-	-	0	0	0	1	1	-	12.3	31.3	0	13
DEATHS													
14 Total, all ages	137	79	58	75	44	31	14
15 Under 1 year	8	1	7	44.7	11.2	77.8	5	2	3	61.7	62.5	61.2	15
16 Under 28 days	5	1	4	27.9	11.2	44.4	3	2	1	37.0	62.5	20.4	16
17 Deaths from immaturity	4	1	3	22.3	11.2	33.3	-	-	-	0	0	0	17
18 1-4 years **	-	-	-	-	-	-	2	1	1	-	-	-	18
19 Maternal deaths	-	-	-	0	0	0	-	-	-	0	0	0	19
CAUSE OF DEATH													
20 Dysentery (004,006,007,009)	2	1	1	-	-	-	20
21 Tuberculosis, all forms (010-019)	-	-	-	-	-	-	21
22 Meningococcal infections (036)	-	-	-	-	-	-	22
23 Acute infectious encephalitis (062-065)	-	-	-	-	-	-	23
24 Infectious hepatitis (070)	-	-	-	-	-	-	24
25 Typhus and other rickettsioses (080-083)	-	-	-	-	-	-	25
26 Venereal disease (090-099)	-	-	-	-	-	-	26
27 All other diseases classified as infective and parasitic (100-003, 005, 008, 020-035, 037-061, 066-069, 071-079, 084-089, 100-136)	2	-	2	-	-	-	27
28 Malignant neoplasms, including neoplasms of lymphatic and haematopoietic tissues (140-209)	17	8	9	12	6	6	28
29 Benign neoplasms and neoplasms of unspecified nature (210-239)	-	-	-	2	2	-	29
30 Diabetes Mellitus (250)	3	2	1	3	1	2	30
31 Avitaminoses & other nutritional deficiency (260-269)	-	-	-	1	1	-	31
32 Anemias (280-285)	-	-	-	1	-	1	32
33 Nonmeningococcal meningitis (320)	-	-	-	-	-	-	33
34 Active rheumatic fever (390-392)	-	-	-	-	-	-	34
35 Chronic rheumatic heart disease (393-398)	1	-	1	1	-	1	35
36 Hypertensive disease (400-404)	4	-	4	-	-	-	36
37 Ischaemic heart disease (410-414)	51	31	20	18	14	4	37
38 Other forms of heart disease (420-429)	4	2	2	2	1	1	38
39 Cerebrovascular disease (430-438)	9	4	5	14	6	8	39
40 General arteriosclerosis (440)	3	3	-	2	2	-	40
41 Other diseases of arteries, arterioles, & capillaries (441-448)	1	1	-	-	-	-	41
42 Influenza (470-474)	1	-	1	-	-	-	42
43 Pneumonia (480-485)	10	8	2	6	1	5	43
44 Bronchitis, emphysema and asthma (466, 490-493)	3	3	-	2	2	-	44
45 Other diseases of the respiratory system (460-465, 500-519)	-	-	-	-	-	-	45
46 Peptic ulcer (531-533)	2	2	-	-	-	-	46
47 Appendicitis (540-543)	-	-	-	-	-	-	47
48 Intestinal obstruction and hernia (550-553, 560)	1	-	1	1	1	-	48
49 Gastritis, duodenitis, enteritis & colitis (535, 561, 563)	-	-	-	-	-	-	49
50 Cirrhosis of liver (571)	1	1	-	-	-	-	50
51 Nephritis and nephrosis (580-584)	1	1	-	1	1	-	51
52 Hyperplasia of prostate (600)	-	-	-	-	-	-	52
53 Complications of pregnancy, childbirth and the puerperium (630-678)	-	-	-	-	-	-	53
54 Congenital anomalies (740-759)	-	-	-	-	-	-	54
55 Birth injuries, difficult labor and other anoxic and hypoxic conditions (764-768, 772, 776)	-	-	-	2	1	1	55
56 Other causes of neonatal mortality (760-763, 769-771, 773-775, 777-779)	4	1	3	-	-	-	56
57 Symptoms and ill-defined conditions (780-796)	2	-	2	-	-	-	57
58 All other diseases (residual)	4	3	1	3	2	1	58
59 Motor vehicle accidents (E810-E823)	5	3	2	1	1	-	59
60 All other accidents (E800-E807, E825-E949)	5	5	-	1	-	1	60
61 Suicides (E950-E959)	-	-	-	2	2	-	61
62 Homicides (E960-E-969)	1	-	1	-	-	-	62
63 Legal intervention (E970-E978)	-	-	-	-	-	-	63
64 All other external injuries (E980-E999)	-	-	-	-	-	-	64

TABLE XIV VITAL STATISTICS, BY CITY, BY RACE, GEORGIA, 1968

ITEM	BAXLEY						BLAKELY						
	Number			Rate or Ratio*			Number			Rate or Ratio*			
	Total	White	Non-White	Total	White	Non-White	Total	White	Non-White	Total	White	Non-White	
1 Estimated population as of July 1,													1
LIVE BIRTHS													
2 Total	96	57	39	109	47	62	2
3 Delivered in hospital	95	57	38	99.0%	100.0%	97.4%	75	46	29	68.8%	97.9%	46.8%	3
4 Delivered in home by physician	1	-	1	1.0%	0%	2.6%	2	1	1	1.8%	2.1%	1.6%	4
5 Delivered by midwife	-	-	-	0%	0%	0%	32	-	32	29.4%	0%	51.6%	5
6 Other deliveries	-	-	-	0%	0%	0%	-	-	-	0%	0%	0%	6
7 Immature births	10	5	5	104.2	87.7	128.2	11	2	9	100.9	42.6	145.2	7
8 Live births to unwed mothers	9	2	7	93.8	35.1	179.5	23	2	21	211.0	42.6	338.7	8
FETAL DEATHS													
9 Total	-	-	-	0	0	0	1	1	-	9.2	21.3	0	9
10 Under 20 weeks gestation	-	-	-	0	0	0	-	-	-	0	0	0	10
11 20-27 weeks gestation	-	-	-	0	0	0	-	-	-	0	0	0	11
12 28 weeks and more	-	-	-	0	0	0	-	-	-	0	0	0	12
13 Unknown length of gestation	-	-	-	0	0	0	1	1	-	9.2	21.3	0	13
DEATHS													
14 Total, all ages	50	34	16	64	43	21	14
15 Under 1 year	4	2	2	41.7	35.1	51.3	4	2	2	36.7	42.6	32.3	15
16 Under 28 days	1	1	-	10.4	17.5	0	3	2	1	27.5	42.6	16.1	16
17 Deaths from immaturity	-	-	-	0	0	0	-	-	-	0	0	0	17
18 1-4 years **	1	-	1	-	-	-	-	-	-	-	-	-	18
19 Maternal deaths	-	-	-	0	0	0	-	-	-	0	0	0	19
CAUSE OF DEATH													
20 Dysentery (004,006,007,009)	1	1	-	1	1	-	20
21 Tuberculosis, all forms (010-019)	-	-	-	-	-	-	21
22 Meningococcal Infections (036)	-	-	-	-	-	-	22
23 Acute infectious encephalitis (062-065)	-	-	-	-	-	-	23
24 Infectious Hepatitis (070)	-	-	-	-	-	-	24
25 Typhus and other rickettsioses (080-083)	-	-	-	-	-	-	25
26 Venereal disease (090-099)	-	-	-	-	-	-	26
27 All other diseases classified as infective and parasitic (000-003, 005, 008, 020-035, 037-061, 066-069, 071-075, 084-089, 100-136)	-	-	-	-	-	-	27
28 Malignant neoplasms, including neoplasms of lymphatic and haematopoietic tissues (140-209)	7	5	2	8	6	2	28
29 Benign neoplasms and neoplasms of unspecified nature (210-239)	-	-	-	-	-	-	29
30 Diabetes Mellitus (250)	2	1	1	1	1	-	30
31 Avitaminoses & other nutritional deficiency (260-269)	-	-	-	1	-	1	31
32 Anemias (280-285)	-	-	-	-	-	-	32
33 Nonmeningococcal meningitis (320)	-	-	-	-	-	-	33
34 Active rheumatic fever (390-392)	-	-	-	-	-	-	34
35 Chronic rheumatic heart disease (393-398)	-	-	-	-	-	-	35
36 Hypertensive disease (400-404)	1	-	1	9	5	4	36
37 Ischaemic heart disease (410-414)	14	10	4	18	13	5	37
38 Other forms of heart disease (420-429)	3	2	1	3	1	2	38
39 Cerebrovascular disease (430-438)	6	5	1	5	3	2	39
40 General arteriosclerosis (440)	1	1	-	2	1	1	40
41 Other diseases of arteries, arterioles, & capillaries (441-448)	-	-	-	-	-	-	41
42 Influenza (470-474)	1	1	-	-	-	-	42
43 Pneumonia (480-486)	3	1	2	1	1	-	43
44 Bronchitis, emphysema and asthma (466, 490-493)	2	2	-	1	1	-	44
45 Other diseases of the respiratory system (460-465, 500-519)	1	1	-	1	1	-	45
46 Peptic ulcer (531-533)	-	-	-	-	-	-	46
47 Appendicitis (540-543)	-	-	-	-	-	-	47
48 Intestinal obstruction and hernia (550-553, 560)	1	-	1	-	-	-	48
49 Gastritis, duodenitis, enteritis & colitis (535, 561, 563)	-	-	-	-	-	-	49
50 Cirrhosis of liver (571)	-	-	-	1	1	-	50
51 Nephritis and nephrosis (580-584)	-	-	-	-	-	-	51
52 Hyperplasia of prostate (600)	-	-	-	-	-	-	52
53 Complications of pregnancy, childbirth and the puerperium (630-678)	-	-	-	-	-	-	53
54 Congenital anomalies (740-759)	-	-	-	1	1	-	54
55 Birth injuries, difficult labor and other anoxic and hypoxic conditions (764-768, 772, 776)	1	1	-	2	2	-	55
56 Other causes of neonatal mortality (760-763, 769-771, 773-775, 777-779)	-	-	-	-	-	-	56
57 Symptoms and ill-defined conditions (780-796)	-	-	-	-	-	-	57
58 All other diseases (residual)	4	3	1	2	1	1	58
59 Motor vehicle accidents (E810-E823)	1	-	1	2	2	-	59
60 All other accidents (E800-E807, E825-E949)	-	-	-	4	2	2	60
61 Suicides (E950-E959)	1	-	1	-	-	-	61
62 Homicides (E960-E-969)	-	-	-	1	-	1	62
63 Legal intervention (E970-E978)	-	-	-	-	-	-	63
64 All other external injuries (E980-E999)	-	-	-	-	-	-	64

TABLE XIV VITAL STATISTICS, BY CITY, BY RACE, GEORGIA, 1968

ITEM	BREMEN						BRUNSWICK					
	Number			Rate or Ratio*			Number			Rate or Ratio*		
	Total	White	Non-White	Total	White	Non-White	Total	White	Non-White	Total	White	Non-White
1 Estimated population as of July 1.												
LIVE BIRTHS												
2 Total	71	55	6	458	244	214
3 Delivered in hospital	69	65	4	97.2%	100.0%	66.7%	430	244	186	93.9%	100.0%	86.9%
4 Delivered in home by physician	1	-	1	1.4%	0%	16.7%	4	-	4	0.9%	0%	1.9%
5 Delivered by midwife	1	-	1	1.4%	0%	16.7%	24	-	24	5.2%	0%	11.2%
6 Other deliveries	-	-	-	0%	0%	0%	-	-	-	0%	0%	0%
7 Immature births	6	5	1	84.5	76.9	166.7	50	17	33	109.2	69.7	154.2
8 Live births to unwed mothers	-	-	-	0	0	0	57	7	50	124.5	28.7	233.6
FETAL DEATHS												
9 Total	2	2	-	28.2	30.8	0	16	8	8	34.9	32.8	37.4
10 Under 20 weeks gestation	1	1	-	14.1	15.4	0	6	2	4	13.1	8.2	18.7
11 20-27 weeks gestation	1	1	-	14.1	15.4	0	2	1	1	4.4	4.1	4.7
12 28 weeks and more	-	-	-	0	0	0	7	4	3	15.3	16.4	14.0
13 Unknown length of gestation	-	-	-	0	0	0	1	1	-	2.2	4.1	0
DEATHS												
14 Total, all ages	45	41	4	241	125	116
15 Under 1 year	1	1	-	14.1	15.4	0	14	4	10	30.6	16.4	46.7
16 Under 28 days	1	1	-	14.1	15.4	0	11	3	8	24.0	12.3	37.4
17 Deaths from immaturity	-	-	-	0	0	0	2	1	1	4.4	4.1	4.7
18 1-4 years **	1	1	-	-	-	-	2	1	1	-	-	-
19 Maternal deaths	-	-	-	0	0	0	-	-	-	0	0	0
CAUSE OF DEATH												
20 Dysentery (004,006,007,009)	-	-	-	-	-	-
21 Tuberculosis, all forms (010-019)	-	-	-	-	-	-
22 Meningococcal infections (036)	-	-	-	-	-	-
23 Acute infectious encephalitis (062-065)	-	-	-	-	-	-
24 Infectious Hepatitis (070)	-	-	-	1	1	-
25 Typhus and other rickettsioses (080-083)	-	-	-	-	-	-
26 Venereal disease (090-099)	-	-	-	-	-	-
27 All other diseases classified as infective and parasitic (000-003, 005, 006, 020-035, 037-061, 066-069, 071-079, 084-089, 100-136)	-	-	-	1	1	-
28 Malignant neoplasms, including neoplasms of lymphatic and haematopoietic tissues (140-209)	11	10	1	36	21	15
29 Benign neoplasms and neoplasms of unspecified nature (210-239)	-	-	-	1	-	1
30 Diabetes Mellitus (250)	-	-	-	3	-	3
31 Avitaminoses & other nutritional deficiency (260-269)	-	-	-	2	-	2
32 Anemias (280-285)	1	1	-	-	-	-
33 Nonmeningococcal meningitis (320)	-	-	-	-	-	-
34 Active rheumatic fever (390-392)	-	-	-	-	-	-
35 Chronic rheumatic heart disease (393-398)	-	-	-	1	1	-
36 Hypertensive disease (400-404)	-	-	-	15	1	14
37 Ischaemic heart disease (410-414)	11	10	1	51	35	16
38 Other forms of heart disease (420-429)	2	2	-	18	10	8
39 Cerebrovascular disease (430-438)	6	6	-	32	20	12
40 General arteriosclerosis (440)	-	-	-	2	2	-
41 Other diseases of arteries, arterioles, & capillaries (441-448)	1	-	1	2	2	-
42 Influenza (470-474)	-	-	-	-	-	-
43 Pneumonia (480-486)	1	1	-	8	4	4
44 Bronchitis, emphysema and asthma (466, 490-493)	2	2	-	2	1	1
45 Other diseases of the respiratory system (460-465, 500-519)	-	-	-	4	2	2
46 Peptic ulcer (531-533)	-	-	-	4	1	3
47 Appendicitis (540-543)	-	-	-	-	-	-
48 Intestinal obstruction and hernia (550-553, 560)	-	-	-	1	1	-
49 Gastritis, duodenitis, enteritis & colitis (535, 561, 563)	-	-	-	-	-	-
50 Cirrhosis of liver (571)	-	-	-	4	3	1
51 Nephritis and nephrosis (580-584)	-	-	-	3	-	3
52 Hyperplasia of prostate (600)	-	-	-	1	1	-
53 Complications of pregnancy, childbirth and the puerperium (630-678)	-	-	-	-	-	-
54 Congenital anomalies (740-759)	-	-	-	4	1	3
55 Birth injuries, difficult labor and other anoxic and hypoxic conditions (764-768, 772, 776)	1	1	-	4	1	3
56 Other causes of neonatal mortality (760-763, 769-771, 773-775, 777-779)	-	-	-	4	1	3
57 Symptoms and ill-defined conditions (780-796)	-	-	-	-	-	-
58 All other diseases (residual)	4	4	-	12	5	7
59 Motor vehicle accidents (E810-E823)	2	1	1	7	4	3
60 All other accidents (E800-E807, E825-E949)	1	1	-	12	3	9
61 Suicides (E950-E959)	1	1	-	5	2	3
62 Homicides (E960-E-969)	1	1	-	1	1	-
63 Legal intervention (E970-E978)	-	-	-	-	-	-
64 All other external injuries (E980-E999)	-	-	-	-	-	-

TABLE XIV VITAL STATISTICS, BY CITY , BY RACE, GEORGIA, 1968

ITEM	BUFORD						CAIRO						
	Number			Rate or Ratio*			Number			Rate or Ratio*			
	Total	White	Non-White	Total	White	Non-White	Total	White	Non-White	Total	White	Non-White	
1 Estimated population as of July 1,							0	0	0				1
LIVE BIRTHS													
2 Total	144	99	45	151	75	76	2
3 Delivered in hospital	143	98	45	99.3%	99.0%	100.0%	123	75	48	81.5%	100.0%	63.2%	3
4 Delivered in home by physician	1	1	-	0.7%	1.0%	0%	-	-	-	0%	0%	0%	4
5 Delivered by midwife	-	-	-	0%	0%	0%	28	-	28	18.5%	0%	36.8%	5
6 Other deliveries	-	-	-	0%	0%	0%	-	-	-	0%	0%	0%	6
7 Immature births	17	10	7	118.1	101.0	155.6	14	3	11	92.7	40.0	144.7	7
8 Live births to unwed mothers	15	4	11	104.2	40.4	244.4	31	4	27	205.3	53.3	355.3	8
FETAL DEATHS													
9 Total	-	-	-	0	0	0	5	4	1	33.1	53.3	13.2	9
10 Under 20 weeks gestation	-	-	-	0	0	0	2	2	-	13.2	26.7	0	10
11 20-27 weeks gestation	-	-	-	0	0	0	2	1	1	13.2	13.3	13.2	11
12 28 weeks and more	-	-	-	0	0	0	1	1	-	6.6	13.3	0	12
13 Unknown length of gestation	-	-	-	0	0	0	-	-	-	0	0	0	13
DEATHS													
14 Total, all ages	57	44	13	98	51	47	14
15 Under 1 year	8	7	1	55.6	70.7	22.2	6	2	4	39.7	26.7	52.6	15
16 Under 28 days	6	6	-	41.7	60.6	0	4	2	2	26.5	26.7	26.3	16
17 Deaths from immaturity	-	-	-	0	0	0	-	-	-	0	0	0	17
18 1-4 years **	1	-	1	-	-	-	-	-	-	-	-	-	18
19 Maternal deaths	-	-	-	0	0	0	-	-	-	0	0	0	19
CAUSE OF DEATH													
20 Dysentery (004,005,007,009)	-	-	-	1	-	1	20
21 Tuberculosis, all forms (010-019)	-	-	-	-	-	-	21
22 Meningococcal infections (036)	-	-	-	-	-	-	22
23 Acute infectious encephalitis (062-065)	-	-	-	-	-	-	23
24 Infectious hepatitis (070)	-	-	-	-	-	-	24
25 Typhus and other rickettsioses (080-083)	-	-	-	-	-	-	25
26 Venereal disease (090-099)	-	-	-	-	-	-	26
27 All other diseases classified as Infective and parasitic (000-003, 005, 008, 020-035, 037-061, 066-069, 071-079, 084-089, 100-136)	-	-	-	-	-	-	27
28 Malignant neoplasms, including neoplasms of lymphatic and hematopoietic tissues (140-209)	9	6	3	13	7	6	28
29 Benign neoplasms and neoplasms of unspecified nature (210-239)	-	-	-	1	-	1	29
30 Diabetes Mellitus (250)	2	2	-	1	-	1	30
31 Avitaminoses & other nutritional deficiency (260-269)	-	-	-	-	-	-	31
32 Anemias (280-285)	-	-	-	1	-	1	32
33 Nonmeningococcal meningitis (320)	-	-	-	-	-	-	33
34 Active rheumatic fever (390-392)	-	-	-	-	-	-	34
35 Chronic rheumatic heart disease (393-398)	-	-	-	-	-	-	35
36 Hypertensive disease (400-404)	-	-	-	4	-	4	36
37 Ischaemic heart disease (410-414)	14	13	1	29	22	7	37
38 Other forms of heart disease (420-429)	2	2	-	1	1	-	38
39 Cerebrovascular disease (430-438)	10	6	4	27	10	17	39
40 General arteriosclerosis (440)	-	-	-	-	-	-	40
41 Other diseases of arteries, arterioles, & capillaries (441-448)	-	-	-	1	1	-	41
42 Influenza (470-474)	-	-	-	5	-	5	42
43 Pneumonia (480-486)	4	3	1	5	-	5	43
44 Bronchitis, emphysema and asthma (466, 490-493)	1	1	-	2	2	-	44
45 Other diseases of the respiratory system (450-465, 500-519)	-	-	-	-	-	-	45
46 Peptic ulcer (531-533)	-	-	-	1	1	-	46
47 Appendicitis (540-543)	-	-	-	-	-	-	47
48 Intestinal obstruction and hernia (550-553, 560)	-	-	-	1	1	-	48
49 Gastritis, duodenitis, enteritis & colitis (535, 561, 563)	-	-	-	-	-	-	49
50 Cirrhosis of liver (571)	1	1	-	1	-	1	50
51 Nephritis and nephrosis (580-584)	-	-	-	-	-	-	51
52 Hyperplasia of prostate (600)	-	-	-	-	-	-	52
53 Complications of pregnancy, childbirth and the puerperium (630-678)	-	-	-	-	-	-	53
54 Congenital anomalies (740-759)	1	1	-	1	-	1	54
55 Birth injuries, difficult labor and other anoxic and hypoxic conditions (764-768, 772, 776)	2	2	-	1	1	-	55
56 Other causes of neonatal mortality (760-763, 769-771, 773-775, 777-779)	3	3	-	1	1	-	56
57 Symptoms and ill-defined conditions (780-796)	2	-	2	-	-	-	57
58 All other diseases (residual)	2	2	-	4	2	2	58
59 Motor vehicle accidents (E810-E823)	3	2	1	2	2	-	59
60 All other accidents (E800-E807, E825-E949)	1	-	1	-	-	-	60
61 Suicides (E950-E959)	-	-	-	-	-	-	61
62 Homicides (E960-E-969)	-	-	-	-	-	-	62
63 Legal intervention (E970-E978)	-	-	-	-	-	-	63
64 All other external injuries (E980-E999)	-	-	-	-	-	-	64

TABLE XIV VITAL STATISTICS, BY CITY, BY RACE, GEORGIA, 1968

ITEM	CALHOUN						CAMILLA						
	Number			Rate or Ratio*			Number			Rate or Ratio*			
	Total	White	Non-White	Total	White	Non-White	Total	White	Non-White	Total	White	Non-White	
1 Estimated population as of July 1,													1
LIVE BIRTHS													
2 Total	112	86	26	137	37	100	2
3 Delivered In hospital	112	86	26	100.0%	100.0%	100.0%	77	37	40	56.2%	100.0%	40.0%	3
4 Delivered In home by physician	-	-	-	0%	0%	0%	-	-	-	0%	0%	0%	4
5 Delivered by midwife	-	-	-	0%	0%	0%	60	-	60	43.8%	0%	60.0%	5
6 Other deliveries	-	-	-	0%	0%	0%	-	-	-	0%	0%	0%	6
7 Immature births	13	11	2	116.1	127.9	76.9	11	1	10	80.3	27.0	100.0	7
8 Live births to unwed mothers	4	3	1	35.7	34.9	38.5	24	-	24	175.2	0	240.0	8
FETAL DEATHS													
9 Total	4	3	1	35.7	34.9	38.5	1	1	-	7.3	27.0	0	9
10 Under 20 weeks gestation	-	-	-	0	0	0	-	-	-	0	0	0	10
11 20-27 weeks gestation	1	1	-	8.9	11.6	0	-	-	-	0	0	0	11
12 28 weeks and more	2	1	1	17.9	11.6	38.5	1	1	-	7.3	27.0	0	12
13 Unknown length of gestation	1	1	-	8.9	11.6	0	-	-	-	0	0	0	13
DEATHS													
14 Total, all ages	58	48	10	61	25	36	14
15 Under 1 year	6	6	-	53.6	69.8	0	5	2	3	36.5	54.1	30.0	15
16 Under 28 days	4	4	-	35.7	46.5	0	3	2	1	21.9	54.1	10.0	16
17 Deaths from immaturity	-	-	-	0	0	0	1	1	-	7.3	27.0	0	17
18 1-4 years **	1	-	1	-	-	-	1	-	1	-	-	-	18
19 Maternal deaths	-	-	-	0	0	0	-	-	-	0	0	0	19
CAUSE OF DEATH													
20 Dysentery (004,006,007,009)	-	-	-	-	-	-	20
21 Tuberculosis, all forms (010-019)	1	-	1	-	-	-	21
22 Meningococcal Infections (036)	-	-	-	-	-	-	22
23 Acute Infectious encephalitis (062-065)	-	-	-	-	-	-	23
24 Infectious Hepatitis (070)	-	-	-	-	-	-	24
25 Typhus and other rickettsioses (080-083)	-	-	-	-	-	-	25
26 Venereal disease (090-099)	-	-	-	-	-	-	26
27 All other diseases classified as Infective and parasitic (000-003, 005, 008, 020-035, 037-061, 066-069, 071-079, 084-089, 100-136)	-	-	-	2	1	1	27
28 Malignant neoplasms, including neoplasms of lymphatic and haematopoietic tissues (140-209)	7	5	2	4	2	2	28
29 Benign neoplasms and neoplasms of unspecified nature (210-239)	-	-	-	-	-	-	29
30 Diabetes Mellitus (250)	-	-	-	1	1	-	30
31 Avitaminoses & other nutritional deficiency (260-269)	-	-	-	-	-	-	31
32 Anemias (280-285)	-	-	-	-	-	-	32
33 Nonmeningococcal meningitis (320)	-	-	-	-	-	-	33
34 Active rheumatic fever (390-392)	-	-	-	-	-	-	34
35 Chronic rheumatic heart disease (393-398)	-	-	-	-	-	-	35
36 Hypertensive disease (400-404)	1	1	-	-	-	-	36
37 Ischaemic heart disease (410-414)	18	17	1	17	6	11	37
38 Other forms of heart disease (420-429)	3	2	1	-	-	-	38
39 Cerebrovascular disease (430-438)	7	5	2	11	3	8	39
40 General arteriosclerosis (440)	2	1	1	1	-	1	40
41 Other diseases of arteries, arterioles, & capillaries (441-448)	-	-	-	-	-	-	41
42 Influenza (470-474)	-	-	-	-	-	-	42
43 Pneumonia (480-486)	3	2	1	1	-	1	43
44 Bronchitis, emphysema and asthma (465, 490-493)	-	-	-	1	1	-	44
45 Other diseases of the respiratory system (460-465, 500-519)	1	1	-	1	-	1	45
46 Peptic ulcer (531-533)	-	-	-	-	-	-	46
47 Appendicitis (540-543)	-	-	-	-	-	-	47
48 Intestinal obstruction and hernia (550-553, 560)	-	-	-	1	1	-	48
49 Gastritis, duodenitis, enteritis & colitis (535, 561, 563)	-	-	-	-	-	-	49
50 Cirrhosis of liver (571)	-	-	-	2	1	1	50
51 Nephritis and nephrosis (580-584)	-	-	-	-	-	-	51
52 Hyperplasia of prostate (600)	-	-	-	-	-	-	52
53 Complications of pregnancy, childbirth and the puerperium (630-678)	-	-	-	-	-	-	53
54 Congenital anomalies (740-759)	1	-	1	1	1	-	54
55 Birth injuries, difficult labor and other anoxic and hypoxic conditions (764-768, 772, 776)	3	3	-	1	-	1	55
56 Other causes of neonatal mortality (760-763, 769-771, 773-775, 777-779)	-	-	-	1	1	-	56
57 Symptoms and ill-defined conditions (780-796)	2	2	-	-	-	-	57
58 All other diseases (residual)	4	4	-	4	3	1	58
59 Motor vehicle accidents (E810-E823)	3	3	-	6	2	4	59
60 All other accidents (E800-E807, E825-E949)	2	2	-	5	2	3	60
61 Suicides (E950-E959)	-	-	-	-	-	-	61
62 Homicides (E960-E-969)	-	-	-	1	-	1	62
63 Legal intervention (E970-E978)	-	-	-	-	-	-	63
64 All other external injuries (E980-E999)	-	-	-	-	-	-	64

TABLE XIV VITAL STATISTICS, BY CITY, BY RACE, GEORGIA, 1968

ITEM	CARROLLTON						CARTERSVILLE						
	Number			Rate or Ratio*			Number			Rate or Ratio*			
	Total	White	Non-White	Total	White	Non-White	Total	White	Non-White	Total	White	Non-White	
1 Estimated population as of July 1,													1
LIVE BIRTHS													
2 Total	238	158	80	222	176	46	2
3 Delivered in hospital	237	158	79	99.6%	100.0%	98.8%	222	176	46	100.0%	100.0%	100.0%	3
4 Delivered in home by physician	-	-	-	0%	0%	0%	-	-	-	0%	0%	0%	4
5 Delivered by midwife	1	-	1	0.4%	0%	1.3%	-	-	-	0%	0%	0%	5
6 Other deliveries	-	-	-	0%	0%	0%	-	-	-	0%	0%	0%	6
7 Immature births	34	15	19	142.9	94.9	237.5	10	6	4	45.0	34.1	87.0	7
8 Live births to unwed mothers	34	4	30	142.9	25.3	375.0	11	5	6	49.5	28.4	130.4	8
FETAL DEATHS													
9 Total	11	7	4	46.2	44.3	50.0	5	2	3	22.5	11.4	65.2	9
10 Under 20 weeks gestation	10	6	4	42.0	38.0	50.0	2	1	1	9.0	5.7	21.7	10
11 20-27 weeks gestation	-	-	-	0	0	0	-	-	-	0	0	0	11
12 28 weeks and more	1	1	-	4.2	6.3	0	2	1	1	9.0	5.7	21.7	12
13 Unknown length of gestation	-	-	-	0	0	0	1	-	1	4.5	0	21.7	13
DEATHS													
14 Total, all ages	116	79	37	122	90	32	14
15 Under 1 year	2	1	1	8.4	6.3	12.5	5	3	2	22.5	17.0	43.5	15
16 Under 28 days	2	1	1	8.4	6.3	12.5	3	2	1	13.5	11.4	21.7	16
17 Deaths from immaturity	-	-	-	0	0	0	-	-	-	0	0	0	17
18 1-4 years **	-	-	-	-	-	-	1	1	-	-	-	-	18
19 Maternal deaths	-	-	-	0	0	0	-	-	-	0	0	0	19
CAUSE OF DEATH													
20 Dysentery (004,006,007,009)	-	-	-	-	-	-	20
21 Tuberculosis, all forms (010-019)	-	-	-	-	-	-	21
22 Meningococcal Infections (036)	-	-	-	-	-	-	22
23 Acute Infectious encephalitis (062-065)	-	-	-	1	1	-	23
24 Infectious Hepatitis (070)	-	-	-	-	-	-	24
25 Typhus and other rickettsioses (080-083)	-	-	-	-	-	-	25
26 Venereal disease (090-099)	-	-	-	-	-	-	26
27 All other diseases classified as infective and parasitic (000-003, 005, 008, 020-035, 037-061, 066-069, 071-079, 084-089, 100-136)	-	-	-	1	1	-	27
28 Malignant neoplasms, including neoplasms of lymphatic and hematopoietic tissues (140-209)	16	10	6	17	14	3	28
29 Benign neoplasms and neoplasms of unspecified nature (210-239)	-	-	-	-	-	-	29
30 Diabetes Mellitus (250)	1	1	-	2	-	2	30
31 Avitaminoses & other nutritional deficiency (260-269)	-	-	-	-	-	-	31
32 Anemias (280-285)	-	-	-	1	-	1	32
33 Nonmeningococcal meningitis (320)	-	-	-	-	-	-	33
34 Acute rheumatic fever (390-392)	-	-	-	-	-	-	34
35 Chronic rheumatic heart disease (393-398)	-	-	-	1	1	-	35
36 Hypertensive disease (400-404)	2	-	2	2	2	-	36
37 Ischaemic heart disease (410-414)	26	23	3	46	35	11	37
38 Other forms of heart disease (420-429)	7	5	2	2	1	1	38
39 Cardiovascular disease (430-438)	21	13	8	18	13	5	39
40 General arteriosclerosis (440)	2	2	-	-	-	-	40
41 Other diseases of arteries, arteriolas, & capillaries (441-448)	3	3	-	1	1	-	41
42 Influenza (470-474)	1	-	1	-	-	-	42
43 Pneumonia (480-486)	6	3	3	2	2	-	43
44 Bronchitis, emphysema and asthma (466, 490-493)	4	4	-	1	1	-	44
45 Other diseases of the respiratory system (460-465, 500-519)	1	1	-	3	2	1	45
46 Peptic ulcer (531-533)	-	-	-	-	-	-	46
47 Appendicitis (540-543)	-	-	-	-	-	-	47
48 Intestinal obstruction and hernia (550-553, 560)	-	-	-	-	-	-	48
49 Gastritis, duodenitis, enteritis & colitis (535, 561, 563)	-	-	-	-	-	-	49
50 Cirrhosis of liver (571)	-	-	-	1	1	-	50
51 Nephritis and nephrosis (580-584)	3	1	2	-	-	-	51
52 Hyperplasia of prostate (600)	-	-	-	-	-	-	52
53 Complications of pregnancy, childbirth and the puerperium (630-678)	-	-	-	-	-	-	53
54 Congenital anomalies (740-759)	-	-	-	2	1	1	54
55 Birth injuries, difficult labor and other anoxic and hypoxic conditions (764-768, 772, 776)	1	1	-	2	1	1	55
56 Other causes of neonatal mortality (760-763, 769-771, 773-775, 777-779)	1	-	1	-	-	-	56
57 Symptoms and ill-defined conditions (780-796)	2	1	1	2	1	1	57
58 All other diseases (residual)	6	3	3	3	2	1	58
59 Motor vehicle accidents (E810-E823)	7	7	-	5	4	1	59
60 All other accidents (E800-E807, E825-E949)	5	1	4	4	3	1	60
61 Suicides (E950-E959)	-	-	-	3	3	-	61
62 Homicides (E960-E-969)	1	-	1	2	-	2	62
63 Legal intervention (E970-E978)	-	-	-	-	-	-	63
64 All other external injuries (E980-E999)	-	-	-	-	-	-	64

TABLE XIV VITAL STATISTICS, BY CITY, BY RACE, GEORGIA, 1968

ITEM	CEDARTOWN						CHAMBLEE						
	Number			Rate or Ratio*			Number			Rate or Ratio*			
	Total	White	Non-White	Total	White	Non-White	Total	White	Non-White	Total	White	Non-White	
1 Estimated population as of July 1,													1
LIVE BIRTHS													
2 Total	159	129	30	268	264	4	2
3 Delivered in hospital	159	129	30	100.0%	100.0%	100.0%	267	263	4	99.6%	99.6%	100.0%	3
4 Delivered in home by physician	-	-	-	0%	0%	0%	1	1	-	0.4%	0.4%	0%	4
5 Delivered by midwife	-	-	-	0%	0%	0%	-	-	-	0%	0%	0%	5
6 Other deliveries	-	-	-	0%	0%	0%	-	-	-	0%	0%	0%	6
7 Immature births	16	11	5	100.6	85.3	166.7	22	22	-	82.1	83.3	0	7
8 Live births to unwed mothers	13	4	9	81.8	31.0	300.0	10	10	-	37.3	37.9	0	8
FETAL DEATHS													
9 Total	3	3	-	18.9	23.3	0	14	14	-	52.2	53.0	0	9
10 Under 20 weeks gestation	-	-	-	0	0	0	10	10	-	37.3	37.9	0	10
11 20-27 weeks gestation	1	1	-	6.3	7.8	0	2	2	-	7.5	7.6	0	11
12 28 weeks and more	1	1	-	6.3	7.8	0	2	2	-	7.5	7.6	0	12
13 Unknown length of gestation	1	1	-	6.3	7.8	0	-	-	-	0	0	0	13
DEATHS													
14 Total, all ages	130	111	19	43	43	-	14
15 Under 1 year	4	3	1	25.2	23.3	33.3	5	5	-	18.7	18.9	0	15
16 Under 28 days	4	3	1	25.2	23.3	33.3	3	3	-	11.2	11.4	0	16
17 Deaths from immaturity	1	1	-	6.3	7.8	0	-	-	-	0	0	0	17
18 1-4 years **	1	1	-	-	-	-	-	-	-	-	-	-	18
19 Maternal deaths	-	-	-	0	0	0	-	-	-	0	0	0	19
CAUSE OF DEATH													
20 Dysentery (004,006,007,009)	-	-	-	-	-	-	20
21 Tuberculosis, all forms (010-019)	1	-	1	-	-	-	21
22 Meningococcal infections (036)	-	-	-	-	-	-	22
23 Acute infectious encephalitis (062-065)	-	-	-	-	-	-	23
24 Infectious Hepatitis (070)	-	-	-	-	-	-	24
25 Typhus and other rickettsioses (080-083)	-	-	-	-	-	-	25
26 Venereal disease (090-099)	-	-	-	-	-	-	26
27 All other diseases classified as Infective and parasitic (000-003, 005, 008, 020-035, 037-061, 066-069, 071-079, 084-089, 100-136)	-	-	-	-	-	-	27
28 Malignant neoplasms, including neoplasms of lymphatic and haematopoietic tissues (140-209)	14	11	3	6	6	-	28
29 Benign neoplasms and neoplasms of unspecified nature (210-239)	-	-	-	-	-	-	29
30 Diabetes Mellitus (250)	1	1	-	-	-	-	30
31 Avitaminoses & other nutritional deficiency (260-269)	1	-	1	-	-	-	31
32 Anemias (280-285)	1	1	-	-	-	-	32
33 Nonmeningococcal meningitis (320)	-	-	-	-	-	-	33
34 Active rheumatic fever (390-392)	-	-	-	-	-	-	34
35 Chronic rheumatic heart disease (393-398)	-	-	-	1	1	-	35
36 Hypertensive disease (400-404)	4	3	1	-	-	-	36
37 Ischaemic heart disease (410-414)	59	56	3	12	12	-	37
38 Other forms of heart disease (420-429)	-	-	-	1	1	-	38
39 Cerebrovascular disease (430-438)	14	13	1	5	5	-	39
40 General arteriosclerosis (440)	1	1	-	1	1	-	40
41 Other diseases of arteries, arterioles, & capillaries (441-448)	2	2	-	1	1	-	41
42 Influenza (470-474)	-	-	-	-	-	-	42
43 Pneumonia (480-486)	12	9	3	2	2	-	43
44 Bronchitis, emphysema and asthma (466, 490-493)	1	1	-	1	1	-	44
45 Other diseases of the respiratory system (460-465, 500-519)	-	-	-	1	1	-	45
46 Peptic ulcer (531-533)	-	-	-	-	-	-	46
47 Appendicitis (540-543)	-	-	-	-	-	-	47
48 Intestinal obstruction and hernia (550-553, 560)	-	-	-	-	-	-	48
49 Gastritis, duodenitis, enteritis & colitis (535, 561, 563)	-	-	-	-	-	-	49
50 Cirrhosis of liver (571)	-	-	-	1	1	-	50
51 Nephritis and nephrosis (580-584)	-	-	-	1	1	-	51
52 Hyperplasia of prostate (600)	-	-	-	-	-	-	52
53 Complications of pregnancy, childbirth and the puerperium (630-678)	-	-	-	-	-	-	53
54 Congenital anomalies (740-759)	-	-	-	-	-	-	54
55 Birth injuries, difficult labor and other anoxic and hypoxic conditions (764-768, 772, 776)	1	1	-	2	2	-	55
56 Other causes of neonatal mortality (760-763, 769-771, 773-775, 777-779)	3	2	1	-	-	-	56
57 Symptoms and ill-defined conditions (780-796)	1	-	1	1	1	-	57
58 All other diseases (residual)	3	2	1	1	1	-	58
59 Motor vehicle accidents (E810-E823)	4	3	1	1	1	-	59
60 All other accidents (E800-E807, E825-E949)	6	5	1	1	1	-	60
61 Suicides (E950-E959)	-	-	-	2	2	-	61
62 Homicides (E960-E-969)	1	-	1	2	2	-	62
63 Legal intervention (E970-E978)	-	-	-	-	-	-	63
64 All other external injuries (E980-E999)	-	-	-	-	-	-	64

TABLE XIV VITAL STATISTICS, BY CITY, BY RACE, GEORGIA, 1968

ITEM	CLAXTON						COCHRAN						
	Number			Rate or Ratio*			Number			Rate or Ratio*			
	Total	White	Non-White	Total	White	Non-White	Total	White	Non-White	Total	White	Non-White	
1 Estimated population as of July 1,													1
LIVE BIRTHS													
2 Total	34	16	18	77	34	43	2
3 Delivered in hospital	23	16	7	67.6 %	100.0 %	38.9 %	41	34	7	53.2 %	100.0 %	16.3 %	3
4 Delivered in home by physician	11	-	11	32.4 %	0 %	61.1 %	1	-	1	1.3 %	0 %	2.3 %	4
5 Delivered by midwife	-	-	-	0 %	0 %	0 %	35	-	35	45.5 %	0 %	81.4 %	5
6 Other deliveries	-	-	-	0 %	0 %	0 %	-	-	-	0 %	0 %	0 %	6
7 Immature births	3	2	1	88.2	125.0	55.6	6	1	5	77.9	29.4	116.3	7
8 Live births to unwed mothers	7	2	5	205.9	125.0	277.8	18	2	16	233.8	58.8	372.1	8
FETAL DEATHS													
9 Total	2	2	-	58.8	125.0	0	3	1	2	39.0	29.4	46.5	9
10 Under 20 weeks gestation	2	2	-	58.8	125.0	0	1	1	-	13.0	29.4	0	10
11 20-27 weeks gestation	-	-	-	0	0	0	1	-	1	13.0	0	23.3	11
12 28 weeks and more	-	-	-	0	0	0	-	-	-	0	0	0	12
13 Unknown length of gestation	-	-	-	0	0	0	1	-	1	13.0	0	23.3	13
DEATHS													
14 Total, all ages	49	33	16	51	30	21	14
15 Under 1 year	3	1	2	88.2	62.5	111.1	2	-	2	26.0	0	46.5	15
16 Under 28 days	1	1	-	29.4	62.5	0	1	-	1	13.0	0	23.3	16
17 Deaths from immaturity	-	-	-	0	0	0	-	-	-	0	0	0	17
18 1-4 years **	-	-	-	-	-	-	-	-	-	-	-	-	18
19 Maternal deaths	-	-	-	0	0	0	-	-	-	0	0	0	19
CAUSE OF DEATH													
20 Dysentery (004,006,007,008)	1	1	-	-	-	-	20
21 Tuberculosis, all forms (010-019)	-	-	-	-	-	-	21
22 Meningococcal infections (036)	-	-	-	-	-	-	22
23 Acute infectious encephalitis (062-065)	-	-	-	-	-	-	23
24 Infectious hepatitis (070)	-	-	-	-	-	-	24
25 Typhus and other rickettsioses (080-083)	-	-	-	-	-	-	25
26 Venereal disease (090-099)	-	-	-	-	-	-	26
27 All other diseases classified as infective and parasitic (000-003, 005, 008, 020-035, 037-061, 066-069, 071-079, 084-089, 100-136)	-	-	-	-	-	-	27
28 Malignant neoplasms, including neoplasms of lymphatic and haematopoietic tissues (140-209)	9	6	3	4	3	1	28
29 Benign neoplasms and neoplasms of unspecified nature (210-239)	-	-	-	-	-	-	29
30 Diabetes Mellitus (250)	2	-	2	1	-	1	30
31 Avitaminoses & other nutritional deficiency (260-269)	-	-	-	-	-	-	31
32 Anomias (280-285)	-	-	-	-	-	-	32
33 Nonmeningococcal meningitis (320)	-	-	-	-	-	-	33
34 Acute rheumatic fever (390-392)	-	-	-	-	-	-	34
35 Chronic rheumatic heart disease (393-398)	-	-	-	-	-	-	35
36 Hypertensive disease (400-404)	1	-	1	2	2	-	36
37 Ischaemic heart disease (410-414)	10	10	-	12	8	4	37
38 Other forms of heart disease (420-429)	2	2	-	2	1	1	38
39 Cerebrovascular disease (430-438)	4	3	1	9	5	4	39
40 General arteriosclerosis (440)	3	3	-	1	-	1	40
41 Other diseases of arteries, arterioles, & capillaries (441-448)	1	1	-	-	-	-	41
42 Influenza (470-474)	-	-	-	2	-	2	42
43 Pneumonia (480-486)	3	1	2	3	2	1	43
44 Bronchitis, emphysema and asthma (466, 490-493)	-	-	-	2	2	-	44
45 Other diseases of the respiratory system (460-465, 500-519)	-	-	-	-	-	-	45
46 Peptic ulcer (531-533)	-	-	-	-	-	-	46
47 Appendicitis (540-543)	-	-	-	-	-	-	47
48 Intestinal obstruction and hernia (550-553, 560)	-	-	-	-	-	-	48
49 Gastritis, duodenitis, enteritis & colitis (535, 561, 563)	-	-	-	-	-	-	49
50 Cirrhosis of liver (571)	-	-	-	-	-	-	50
51 Nephritis and nephrosis (580-584)	1	1	-	2	1	1	51
52 Hyperplasia of prostate (600)	1	-	1	-	-	-	52
53 Complications of pregnancy, childbirth and the puerperium (630-678)	-	-	-	-	-	-	53
54 Congenital anomalies (740-759)	-	-	-	1	1	-	54
55 Birth injuries, difficult labor and other anoxic and hypoxic conditions (764-768, 772, 776)	1	1	-	1	-	1	55
56 Other causes of neonatal mortality (760-763, 769-771, 773-775, 777-779)	-	-	-	-	-	-	56
57 Symptoms and ill-defined conditions (780-796)	-	-	-	1	-	1	57
58 All other diseases (residual)	3	2	1	1	1	-	58
59 Motor vehicle accidents (E810-E823)	3	-	3	4	2	2	59
60 All other accidents (E800-E807, E825-E949)	3	1	2	2	2	-	60
61 Suicides (E950-E959)	-	-	-	-	-	-	61
62 Homicides (E960-E-969)	1	1	-	1	-	1	62
63 Legal intervention (E970-E978)	-	-	-	-	-	-	63
64 All other external injuries (E980-E999)	-	-	-	-	-	-	64

TABLE XIV VITAL STATISTICS, BY CITY, BY RACE, GEORGIA, 1968

ITEM	COLLEGE PARK						COLUMBUS						
	Number			Rate or Ratio*			Number			Rate or Ratio*			
	Total	White	Non-White	Total	White	Non-White	Total	White	Non-White	Total	White	Non-White	
1 Estimated population as of July 1,													1
LIVE BIRTHS													
2 Total	430	362	68	2,660	1,905	755	2
3 Delivered in hospital	425	361	64	98.8%	99.7%	94.1%	2,645	1,902	743	99.4%	99.8%	98.4%	3
4 Delivered in home by physician	5	1	4	1.2%	0.3%	5.9%	14	3	11	0.5%	0.2%	1.5%	4
5 Delivered by midwife	-	-	-	0%	0%	0%	-	-	-	0%	0%	0%	5
6 Other deliveries	-	-	-	0%	0%	0%	1	-	1	0.0%	0%	0.1%	6
7 Immature births	47	39	8	109.3	107.7	117.6	293	172	111	106.4	90.3	147.0	7
8 Live births to unwed mothers	42	13	29	97.7	35.9	426.5	261	73	188	98.1	38.3	249.0	8
FETAL DEATHS													
9 Total	21	17	4	48.8	47.0	58.8	56	33	23	21.1	17.3	30.5	9
10 Under 20 weeks gestation	8	8	-	18.6	22.1	0	6	3	3	2.3	1.6	4.0	10
11 20-27 weeks gestation	6	3	3	14.0	8.3	44.1	11	5	6	4.1	2.6	7.9	11
12 28 weeks and more	6	5	1	14.0	13.8	14.7	38	25	13	14.3	13.1	17.2	12
13 Unknown length of gestation	1	1	-	2.3	2.8	0	1	-	1	0.4	0	1.3	13
DEATHS													
14 Total, all ages	181	141	40	1,180	768	412	14
15 Under 1 year	14	13	1	32.6	35.9	14.7	77	59	18	28.9	31.0	23.8	15
16 Under 28 days	9	8	1	20.9	22.1	14.7	61	49	12	22.9	25.7	15.9	16
17 Deaths from immaturity	-	-	-	0	0	0	16	13	3	6.0	6.8	4.0	17
18 1-4 years **	1	-	1	-	-	-	8	4	4	-	-	-	18
19 Maternal deaths	-	-	-	0	0	0	-	-	-	0	0	0	19
CAUSE OF DEATH													
20 Dysentery (004,006,007,009)	-	-	-	-	-	-	20
21 Tuberculosis, all forms (010-019)	-	-	-	4	2	2	21
22 Meningococcal infections (036)	-	-	-	-	-	-	22
23 Acute infectious encephalitis (062-065)	-	-	-	-	-	-	23
24 Infectious Hepatitis (070)	-	-	-	-	-	-	24
25 Typhus and other rickettsioses (080-083)	-	-	-	-	-	-	25
26 Venereal disease (090-099)	-	-	-	-	-	-	26
27 All other diseases classified as Infective and parasitic (000-003, 005, 008, 020-035, 037-061, 066-069, 071-079, 084-089, 100-136)	1	1	-	7	4	3	27
28 Malignant neoplasms, including neoplasms of lymphatic and hematopoietic tissues (140-209)	23	17	6	175	116	59	28
29 Benign neoplasms and neoplasms of unspecified nature (210-239)	1	1	-	6	5	1	29
30 Diabetes Mellitus (250)	2	-	2	14	8	6	30
31 Avitaminoses & other nutritional deficiency (260-269)	-	-	-	1	-	1	31
32 Anemias (280-285)	-	-	-	1	-	1	32
33 Nonmeningococcal meningitis (320)	-	-	-	1	-	1	33
34 Active rheumatic fever (390-392)	-	-	-	-	-	-	34
35 Chronic rheumatic heart disease (393-398)	2	2	-	6	5	1	35
36 Hypertensive disease (400-404)	2	1	1	22	8	14	36
37 Ischaemic heart disease (410-414)	55	48	7	346	250	96	37
38 Other forms of heart disease (420-429)	8	7	1	91	36	45	38
39 Cerebrovascular disease (430-438)	19	13	6	146	78	68	39
40 General arteriosclerosis (440)	1	1	-	19	15	4	40
41 Other diseases of arteries, arterioles, & capillaries (441-448)	1	-	1	10	7	3	41
42 Influenza (470-474)	2	1	1	-	-	-	42
43 Pneumonia (480-486)	10	8	2	41	27	14	43
44 Bronchitis, emphysema and asthma (466, 490-493)	2	2	-	19	17	2	44
45 Other diseases of the respiratory system (460-465, 500-519)	-	-	-	8	4	4	45
46 Peptic ulcer (531-533)	1	1	-	4	2	2	46
47 Appendicitis (540-543)	-	-	-	1	1	-	47
48 Intestinal obstruction and hernia (550-553, 560)	-	-	-	3	3	-	48
49 Gastritis, duodenitis, enteritis & colitis (535, 561, 563)	-	-	-	1	1	-	49
50 Cirrhosis of liver (571)	2	2	-	15	11	4	50
51 Nephritis and nephrosis (580-584)	3	-	3	15	12	3	51
52 Hyperplasia of prostate (600)	-	-	-	-	-	-	52
53 Complications of pregnancy, childbirth and the puerperium (630-678)	-	-	-	-	-	-	53
54 Congenital anomalies (740-759)	5	4	1	13	12	1	54
55 Birth injuries, difficult labor and other anoxic and hypoxic conditions (764-768, 772, 776)	4	4	-	18	16	2	55
56 Other causes of neonatal mortality (760-763, 769-771, 773-775, 777-779)	1	1	-	30	22	8	56
57 Symptoms and ill-defined conditions (780-796)	2	1	1	7	4	3	57
58 All other diseases (residual)	13	11	2	62	37	25	58
59 Motor vehicle accidents (E810-E823)	3	3	-	31	26	5	59
60 All other accidents (E800-E807, E825-E949)	7	5	2	38	18	20	60
61 Suicides (E950-E959)	4	3	1	15	14	1	61
62 Homicides (E960-E 969)	5	2	3	17	6	11	62
63 Legal intervention (E970-E978)	-	-	-	-	-	-	63
64 All other external injuries (E980-E999)	2	2	-	3	1	2	64

TABLE XIV VITAL STATISTICS, BY CITY, BY RACE, GEORGIA, 1968

ITEM	COMMERCE						CONYERS					
	Number			Rate or Ratio*			Number			Rate or Ratio*		
	Total	White	Non-White	Total	White	Non-White	Total	White	Non-White	Total	White	Non-White
1 Estimated population as of July 1,												
LIVE BIRTHS												
2 Total	61	48	13	129	89	40
3 Delivered in hospital	61	48	13	100.0%	100.0%	100.0%	127	89	38	98.4%	100.0%	95.0%
4 Delivered in home by physician	-	-	-	0%	0%	0%	2	-	2	1.6%	0%	5.0%
5 Delivered by midwife	-	-	-	0%	0%	0%	-	-	-	0%	0%	0%
6 Other deliveries	-	-	-	0%	0%	0%	-	-	-	0%	0%	0%
7 Immature births	2	1	1	32.8	20.8	76.9	11	4	7	85.3	44.9	175.0
8 Live births to unwed mothers	3	1	2	49.2	20.8	153.8	11	3	8	85.3	33.7	200.0
FETAL DEATHS												
9 Total	1	-	1	16.4	0	76.9	4	4	-	31.0	44.9	0
10 Under 20 weeks gestation	1	-	1	16.4	0	76.9	2	2	-	15.5	22.5	0
11 20-27 weeks gestation	-	-	-	0	0	0	-	-	-	0	0	0
12 28 weeks and more	-	-	-	0	0	0	2	2	-	15.5	22.5	0
13 Unknown length of gestation	-	-	-	0	0	0	-	-	-	0	0	0
DEATHS												
14 Total, all ages	42	35	7	44	26	18
15 Under 1 year	-	-	-	0	0	0	4	1	3	31.0	11.2	75.0
16 Under 28 days	-	-	-	0	0	0	2	-	2	15.5	0	50.0
17 Deaths from immaturity	-	-	-	0	0	0	1	-	1	7.8	0	25.0
18 1-4 years **	1	1	-	-	-	-	-	-	-	-	-	-
19 Maternal deaths	-	-	-	0	0	0	-	-	-	0	0	0
CAUSE OF DEATH												
20 Dysentery (004,006,007,009)	-	-	-	-	-	-
21 Tuberculosis, all forms (010-019)	-	-	-	-	-	-
22 Meningococcal Infections (036)	-	-	-	-	-	-
23 Acute Infectious encephalitis (062-065)	-	-	-	-	-	-
24 Infectious Hepatitis (070)	-	-	-	-	-	-
25 Typhus and other rickettsioses (080-083)	-	-	-	-	-	-
26 Venereal disease (090-099)	-	-	-	-	-	-
27 All other diseases classified as infective and parasitic (000-003, 005, 006, 020-035, 037-061, 066-069, 071-079, 084-089, 100-136)	-	-	-	-	-	-
28 Malignant neoplasms, including neoplasms of lymphatic and haematopoietic tissues (140-209)	6	5	1	6	4	2
29 Benign neoplasms and neoplasms of unspecified nature (210-239)	-	-	-	-	-	-
30 Diabetes Mellitus (250)	-	-	-	1	-	1
31 Avitaminoses & other nutritional deficiency (260-269)	-	-	-	-	-	-
32 Anemias (280-285)	-	-	-	-	-	-
33 Nonmeningococcal meningitis (320)	-	-	-	-	-	-
34 Acute rheumatic fever (390-392)	-	-	-	-	-	-
35 Chronic rheumatic heart disease (393-398)	-	-	-	-	-	-
36 Hypertensive disease (400-404)	3	3	-	-	-	-
37 Ischaemic heart disease (410-414)	16	14	2	18	12	6
38 Other forms of heart disease (420-429)	1	-	1	1	-	1
39 Cerebrovascular disease (430-438)	3	1	2	8	4	4
40 General arteriosclerosis (440)	2	2	-	-	-	-
41 Other diseases of arteries, arterioles, & capillaries (441-448)	2	2	-	-	-	-
42 Influenza (470-474)	-	-	-	-	-	-
43 Pneumonia (480-486)	1	1	-	2	1	1
44 Bronchitis, emphysema and asthma (466, 490-493)	-	-	-	-	-	-
45 Other diseases of the respiratory system (460-465, 500-519)	-	-	-	-	-	-
46 Peptic ulcer (531-533)	-	-	-	-	-	-
47 Appendicitis (540-543)	-	-	-	-	-	-
48 Intestinal obstruction and hernia (550-553, 560)	1	1	-	-	-	-
49 Gastritis, duodenitis, enteritis & colitis (535, 561, 563)	-	-	-	-	-	-
50 Cirrhosis of liver (571)	-	-	-	-	-	-
51 Nephritis and nephrosis (580-584)	-	-	-	-	-	-
52 Hyperplasia of prostate (600)	-	-	-	-	-	-
53 Complications of pregnancy, childbirth and the puerperium (630-678)	-	-	-	-	-	-
54 Congenital anomalies (740-759)	-	-	-	1	1	-
55 Birth injuries, difficult labor and other anoxic and hypoxic conditions (764-768, 772, 776)	-	-	-	-	-	-
56 Other causes of neonatal mortality (760-763, 769-771, 773-775, 777-779)	-	-	-	2	-	2
57 Symptoms and ill-defined conditions (780-796)	-	-	-	-	-	-
58 All other diseases (residual)	2	2	-	1	-	1
59 Motor vehicle accidents (E810-E823)	1	1	-	1	1	-
60 All other accidents (E800-E807, E825-E949)	3	2	1	3	3	-
61 Suicides (E950-E959)	1	1	-	-	-	-
62 Homicides (E960-E-969)	-	-	-	-	-	-
63 Legal Intervention (E970-E978)	-	-	-	-	-	-
64 All other external Injuries (E980-E999)	-	-	-	-	-	-

TABLE XIV VITAL STATISTICS, BY CITY, BY RACE, GEORGIA, 1968

ITEM	CORDELE						CORNELIA						
	Number			Rate or Ratio*			Number			Rate or Ratio*			
	Total	White	Non-White	Total	White	Non-White	Total	White	Non-White	Total	White	Non-White	
1 Estimated population as of July 1,													1
LIVE BIRTHS													
2 Total	225	79	146	48	43	5	2
3 Delivered in hospital	150	79	71	66.7%	100.0%	48.6%	48	43	5	100.0%	100.0%	100.0%	3
4 Delivered in home by physician	1	-	1	0.4%	0%	0.7%	-	-	-	0%	0%	0%	4
5 Delivered by midwife	73	-	73	32.4%	0%	50.0%	-	-	-	0%	0%	0%	5
6 Other deliveries	1	-	1	0.4%	0%	0.7%	-	-	-	0%	0%	0%	6
7 Immature births	24	4	20	106.7	50.6	137.0	4	2	2	83.3	46.5	400.0	7
8 Live births to unwed mothers	71	1	70	315.6	12.7	479.5	1	1	-	20.8	23.3	0	8
FETAL DEATHS													
9 Total	5	2	3	22.2	25.3	20.5	3	2	1	62.5	46.5	200.0	9
10 Under 20 weeks gestation	2	-	2	8.9	0	13.7	2	1	1	41.7	23.3	200.0	10
11 20-27 weeks gestation	-	-	-	0	0	0	-	-	-	0	0	0	11
12 28 weeks and more	3	2	1	13.3	25.3	6.8	1	1	-	20.8	23.3	0	12
13 Unknown length of gestation	-	-	-	0	0	0	-	-	-	0	0	0	13
DEATHS													
14 Total, all ages	164	67	97	35	30	5	14
15 Under 1 year	12	2	10	53.3	25.3	68.5	3	3	-	62.5	69.8	0	15
16 Under 28 days	7	2	5	31.1	25.3	34.2	3	3	-	62.5	69.8	0	16
17 Deaths from immaturity	1	1	-	4.4	12.7	0	1	1	-	20.8	23.3	0	17
18 1-4 years **	2	-	2	-	-	-	-	-	-	-	-	-	18
19 Maternal deaths	-	-	-	0	0	0	-	-	-	0	0	0	19
CAUSE OF DEATH													
20 Dysentery (004,006,007,009)	1	-	1	-	-	-	20
21 Tuberculosis, all forms (010-019)	-	-	-	-	-	-	21
22 Meningococcal infections (036)	-	-	-	-	-	-	22
23 Acute infectious encephalitis (062-065)	-	-	-	-	-	-	23
24 Infectious hepatitis (070)	-	-	-	-	-	-	24
25 Typhus and other rickettsioses (080-083)	-	-	-	-	-	-	25
26 Venereal disease (090-099)	-	-	-	-	-	-	26
27 All other diseases classified as Infective and parasitic (000-003, 005, 008, 020-035, 037-051, 066-069, 071-079, 084-089, 100-136)	-	-	-	-	-	-	27
28 Malignant neoplasms, including neoplasms of lymphatic and hematopoietic tissues (140-209)	17	3	14	5	3	2	28
29 Benign neoplasms and neoplasms of unspecified nature (210-239)	-	-	-	-	-	-	29
30 Diabetes Mellitus (250)	3	1	2	1	1	-	30
31 Avitaminoses & other nutritional deficiency (260-269)	3	-	3	-	-	-	31
32 Anemias (280-285)	-	-	-	-	-	-	32
33 Nonmeningococcal meningitis (320)	-	-	-	-	-	-	33
34 Active rheumatic fever (390-392)	-	-	-	-	-	-	34
35 Chronic rheumatic heart disease (393-398)	-	-	-	-	-	-	35
36 Hypertensive disease (400-404)	5	1	4	-	-	-	36
37 Ischaemic heart disease (410-414)	41	28	13	14	12	2	37
38 Other forms of heart disease (420-429)	6	1	5	3	3	-	38
39 Cerebrovascular disease (430-438)	37	15	22	2	2	-	39
40 General arteriosclerosis (440)	4	4	-	-	-	-	40
41 Other diseases of arteries, arterioles, & capillaries (441-448)	-	-	-	-	-	-	41
42 Influenza (470-474)	2	1	1	-	-	-	42
43 Pneumonia (480-486)	12	2	10	1	1	-	43
44 Bronchitis, emphysema and asthma (466, 490-493)	2	1	1	-	-	-	44
45 Other diseases of the respiratory system (460-465, 500-519)	2	1	1	-	-	-	45
46 Peptic ulcer (531-533)	-	-	-	-	-	-	46
47 Appendicitis (540-543)	-	-	-	-	-	-	47
48 Intestinal obstruction and hernia (550-553, 560)	3	1	2	1	1	-	48
49 Gastritis, duodenitis, enteritis & colitis (535, 561, 563)	-	-	-	-	-	-	49
50 Cirrhosis of liver (571)	1	-	1	-	-	-	50
51 Nephritis and nephrosis (580-584)	-	-	-	-	-	-	51
52 Hyperplasia of prostate (600)	-	-	-	-	-	-	52
53 Complications of pregnancy, childbirth and the puerperium (630-678)	-	-	-	-	-	-	53
54 Congenital anomalies (740-759)	1	-	1	1	1	-	54
55 Birth injuries, difficult labor and other anoxic and hypoxic conditions (764-768, 772, 776)	2	-	2	1	1	-	55
56 Other causes of neonatal mortality (760-763, 769-771, 773-775, 777-779)	2	2	-	1	1	-	56
57 Symptoms and ill-defined conditions (780-796)	4	2	2	-	-	-	57
58 All other diseases (residual)	8	3	5	4	3	1	58
59 Motor vehicle accidents (E810-E823)	2	-	2	1	1	-	59
60 All other accidents (E800-E807, E825-E949)	2	-	2	-	-	-	60
61 Suicides (E950-E959)	1	1	-	-	-	-	61
62 Homicides (E960-E-969)	3	-	3	-	-	-	62
63 Legal intervention (E970-E978)	-	-	-	-	-	-	63
64 All other external injuries (E980-E999)	-	-	-	-	-	-	64

TABLE XIV VITAL STATISTICS, BY CITY, BY RACE, GEORGIA, 1968

ITEM	CVDINGTON						CUTHBERT						
	Number			Rate or Ratio*			Number			Rate or Ratio*			
	Total	White	Non-White	Total	White	Non-White	Total	White	Non-White	Total	White	Non-White	
1 Estimated population as of July 1,													1
LIVE BIRTHS													
2 Total	224	116	108	57	12	45	2
3 Delivered in hospital	210	116	94	93.8%	100.0%	87.0%	17	12	5	29.8%	100.0%	11.1%	3
4 Delivered in home by physician	2	-	2	0.9%	0%	1.9%	1	-	1	1.8%	0%	2.2%	4
5 Delivered by midwife	12	-	12	5.4%	0%	11.1%	39	-	39	68.4%	0%	86.7%	5
6 Other deliveries	-	-	-	0%	0%	0%	-	-	-	0%	0%	0%	6
7 Immature births	29	14	15	129.5	120.7	138.9	6	1	5	105.3	83.3	111.1	7
8 Live births to unwed mothers	28	4	24	125.0	34.5	222.2	14	1	13	245.6	83.3	288.9	8
FETAL DEATHS													
9 Total	5	2	3	22.3	17.2	27.8	1	-	1	17.5	0	22.2	9
10 Under 20 weeks gestation	-	-	-	0	0	0	-	-	-	0	0	0	10
11 20-27 weeks gestation	-	-	-	0	0	0	1	-	1	17.5	0	22.2	11
12 28 weeks and more	4	2	2	17.9	17.2	18.5	-	-	-	0	0	0	12
13 Unknown length of gestation	1	-	1	4.5	0	9.3	-	-	-	0	0	0	13
DEATHS													
14 Total, all ages	99	47	52	67	31	36	14
15 Under 1 year	10	4	6	44.6	34.5	55.6	4	2	2	70.2	166.7	44.4	15
16 Under 28 days	9	4	5	40.2	34.5	46.3	3	2	1	52.6	166.7	22.2	16
17 Deaths from immaturity	2	-	2	8.9	0	18.5	2	2	-	35.1	166.7	0	17
18 1-4 years **	-	-	-	-	-	-	-	-	-	-	-	-	18
19 Maternal deaths	-	-	-	0	0	0	-	-	-	0	0	0	19
CAUSE OF DEATH													
20 Dysentery (004,006,007,009)	-	-	-	1	-	1	20
21 Tuberculosis, all forms (010-019)	-	-	-	1	-	1	21
22 Meningococcal Infections (036)	-	-	-	-	-	-	22
23 Acute infectious encephalitis (062-065)	-	-	-	-	-	-	23
24 Infectious Hepatitis (070)	-	-	-	-	-	-	24
25 Typhus and other rickettsioses (080-083)	-	-	-	-	-	-	25
26 Venereal disease (090-099)	-	-	-	-	-	-	26
27 All other diseases classified as infective and parasitic (000-003, 005, 008, 020-035, 037-061, 066-069, 071-079, 084-089, 100-136)	2	-	2	-	-	-	27
28 Malignant neoplasms, including neoplasms of lymphatic and haematopoietic tissues (140-209)	11	4	7	7	4	3	28
29 Benign neoplasms and neoplasms of unspecified nature (210-239)	-	-	-	1	-	1	29
30 Diabetes Mellitus (250)	2	1	1	2	-	2	30
31 Avitaminoses & other nutritional deficiency (260-269)	-	-	-	-	-	-	31
32 Anemias (280-285)	-	-	-	-	-	-	32
33 Nonmeningococcal meningitis (320)	-	-	-	-	-	-	33
34 Active rheumatic fever (390-392)	-	-	-	-	-	-	34
35 Chronic rheumatic heart disease (393-398)	-	-	-	-	-	-	35
36 Hypertensive disease (400-404)	4	2	2	-	-	-	36
37 Ischaemic heart disease (410-414)	21	15	6	22	14	8	37
38 Other forms of heart disease (420-429)	3	1	2	2	2	-	38
39 Cerebrovascular disease (430-438)	20	10	10	13	3	10	39
40 General arteriosclerosis (440)	1	1	-	1	1	-	40
41 Other diseases of arteries, arterioles, & capillaries (441-448)	-	-	-	-	-	-	41
42 Influenza (470-474)	-	-	-	-	-	-	42
43 Pneumonia (480-486)	2	-	2	1	1	-	43
44 Bronchitis, emphysema and asthma (465, 490-493)	4	3	1	-	-	-	44
45 Other diseases of the respiratory system (460-465, 500-519)	-	-	-	-	-	-	45
46 Peptic ulcer (531-533)	-	-	-	-	-	-	46
47 Appendicitis (540-543)	-	-	-	-	-	-	47
48 Intestinal obstruction and hernia (550-553, 560)	-	-	-	-	-	-	48
49 Gastritis, duodenitis, enteritis & colitis (525, 561, 563)	-	-	-	-	-	-	49
50 Cirrhosis of liver (571)	-	-	-	1	1	-	50
51 Nephritis and nephrosis (580-584)	3	1	2	1	-	1	51
52 Hyperplasia of prostate (600)	-	-	-	-	-	-	52
53 Complications of pregnancy, childbirth and the puerperium (630-678)	-	-	-	-	-	-	53
54 Congenital anomalies (740-759)	1	1	-	-	-	-	54
55 Birth injuries, difficult labor and other anoxic and hypoxic conditions (764-768, 772, 776)	2	1	1	-	-	-	55
56 Other causes of neonatal mortality (760-763, 769-771, 773-775, 777-779)	5	2	3	3	2	1	56
57 Symptoms and ill-defined conditions (780-796)	1	-	1	1	-	1	57
58 All other diseases (residual)	8	3	5	2	1	1	58
59 Motor vehicle accidents (E810-E823)	1	1	1	1	-	1	59
60 All other accidents (E800-E807, E825-E949)	4	1	3	3	1	2	60
61 Suicides (E950-E959)	1	1	-	2	1	1	61
62 Homicides (E960-E-969)	2	-	2	1	-	1	62
63 Legal intervention (E970-E978)	1	-	1	-	-	-	63
64 All other external injuries (E980-E999)	-	-	-	-	-	-	64

TABLE XIV VITAL STATISTICS, BY CITY, BY RACE, GEORGIA, 1968

ITEM	DAHLONEGA						DALTON						
	Number			Rate or Ratio*			Number			Rate or Ratio*			
	Total	White	Non-White	Total	White	Non-White	Total	White	Non-White	Total	White	Non-White	
1 Estimated population as of July 1,													1
LIVE BIRTHS													
2 Total	38	36	2	459	422	37	2
3 Delivered in hospital	38	36	2	100.0%	100.0%	100.0%	454	417	37	98.9%	98.8%	100.0%	3
4 Delivered in home by physician	-	-	-	0%	0%	0%	2	2	-	0.4%	0.5%	0%	4
5 Delivered by midwife	-	-	-	0%	0%	0%	-	-	-	0%	0%	0%	5
6 Other deliveries	-	-	-	0%	0%	0%	3	3	-	0.7%	0.7%	0%	6
7 Immature births	3	2	1	78.9	55.6	500.0	32	31	1	69.7	73.5	27.0	7
8 Live births to unwed mothers	2	2	-	52.6	55.6	0	28	20	8	61.0	47.4	216.2	8
FETAL DEATHS													
9 Total	-	-	-	0	0	0	7	6	1	15.3	14.2	27.0	9
10 Under 20 weeks gestation	-	-	-	0	0	0	-	-	-	0	0	0	10
11 20-27 weeks gestation	-	-	-	0	0	0	1	1	-	2.2	2.4	0	11
12 28 weeks and more	-	-	-	0	0	0	6	5	1	13.1	11.8	27.0	12
13 Unknown length of gestation	-	-	-	0	0	0	-	-	-	0	0	0	13
DEATHS													
14 Total, all ages	21	21	-	207	178	29	14
15 Under 1 year	2	2	-	52.6	55.6	0	9	9	-	19.6	21.3	0	15
16 Under 28 days	1	1	-	26.3	27.8	0	6	6	-	13.1	14.2	0	16
17 Deaths from immaturity	-	-	-	0	0	0	-	-	-	0	0	0	17
18 1-4 years **	-	-	-	0	0	0	2	2	-	0	0	0	18
19 Maternal deaths	-	-	-	0	0	0	-	-	-	0	0	0	19
CAUSE OF DEATH													
20 Dysentery (004,006,007,009)	-	-	-	-	-	-	20
21 Tuberculosis, all forms (010-019)	-	-	-	2	2	-	21
22 Meningococcal Infections (036)	-	-	-	-	-	-	22
23 Acute Infectious encephalitis (062-065)	-	-	-	-	-	-	23
24 Infectious Hepatitis (070)	-	-	-	1	1	-	24
25 Typhus and other rickettsioses (080-083)	-	-	-	-	-	-	25
26 Venereal disease (090-099)	-	-	-	-	-	-	26
27 All other diseases classified as Infective and parasitic (000-003, 005, 008, 020-035, 037-061, 066-069, 071-079, 084-089, 100-136)	-	-	-	2	2	-	27
28 Malignant neoplasms, including neoplasms of lymphatic and haematopoietic tissues (140-209)	5	5	-	25	23	2	28
29 Benign neoplasms and neoplasms of unspecified nature (210-239)	-	-	-	-	-	-	29
30 Diabetes Mellitus (250)	-	-	-	2	1	1	30
31 Avitaminoses & other nutritional deficiency (260-269)	-	-	-	-	-	-	31
32 Anemias (280-285)	-	-	-	1	1	-	32
33 Nonmeningococcal meningitis (320)	-	-	-	-	-	-	33
34 Active rheumatic fever (390-392)	-	-	-	-	-	-	34
35 Chronic rheumatic heart disease (393-398)	1	1	-	1	-	1	35
36 Hypertensive disease (400-404)	-	-	-	2	2	-	36
37 Ischaemic heart disease (410-414)	5	5	-	65	54	11	37
38 Other forms of heart disease (420-429)	-	-	-	1	-	1	38
39 Cerebrovascular disease (430-438)	3	3	-	36	30	6	39
40 General arteriosclerosis (440)	-	-	-	3	3	-	40
41 Other diseases of arteries, arterioles, & capillaries (441-448)	1	1	-	1	1	-	41
42 Influenza (470-474)	-	-	-	1	1	-	42
43 Pneumonia (480-486)	2	2	-	12	12	-	43
44 Bronchitis, emphysema and asthma (466, 490-493)	1	1	-	12	10	2	44
45 Other diseases of the respiratory system (460-465, 500-519)	-	-	-	2	2	-	45
46 Peptic ulcer (531-533)	-	-	-	-	-	-	46
47 Appendicitis (540-543)	-	-	-	-	-	-	47
48 Intestinal obstruction and hernia (550-553, 560)	-	-	-	-	-	-	48
49 Gastritis, duodenitis, enteritis & colitis (535, 561, 563)	-	-	-	1	1	-	49
50 Cirrhosis of liver (571)	-	-	-	2	1	1	50
51 Nephritis and nephrosis (580-584)	-	-	-	1	1	-	51
52 Hyperplasia of prostate (600)	-	-	-	-	-	-	52
53 Complications of pregnancy, childbirth and the puerperium (630-678)	-	-	-	-	-	-	53
54 Congenital anomalies (740-759)	-	-	-	2	2	-	54
55 Birth injuries, difficult labor and other anoxic and hypoxic conditions (764-768, 772, 775)	-	-	-	2	2	-	55
56 Other causes of neonatal mortality (760-763, 769-771, 773-775, 777-779)	-	-	-	-	-	-	56
57 Symptoms and ill-defined conditions (780-796)	-	-	-	2	2	-	57
58 All other diseases (residual)	1	1	-	10	10	-	58
59 Motor vehicle accidents (E810-E823)	1	1	-	7	6	1	59
60 All other accidents (E800-E807, E825-E949)	-	-	-	4	3	1	60
61 Suicides (E950-E959)	1	1	-	3	3	-	61
62 Homicides (E960-E-969)	-	-	-	4	2	2	62
63 Legal intervention (E970-E978)	-	-	-	-	-	-	63
64 All other external injuries (E980-E999)	-	-	-	-	-	-	64

TABLE XIV VITAL STATISTICS, BY CITY, BY RACE, GEORGIA, 1968

ITEM	DAWSON						DECATUR						
	Number			Rate or Ratio*			Number			Rate or Ratio*			
	Total	White	Non-White	Total	White	Non-White	Total	White	Non-White	Total	White	Non-White	
1 Estimated population as of July 1,													1
LIVE BIRTHS													
2 Total	123	39	34	419	272	147	2
3 Delivered in hospital	80	39	41	65.0 %	100.0 %	48.8 %	417	271	146	99.5 %	99.6 %	99.3 %	3
4 Delivered in home by physician	1	-	1	0.8 %	0 %	1.2 %	1	-	1	0.2 %	0 %	0.7 %	4
5 Delivered by midwife	42	-	42	34.1 %	0 %	50.0 %	-	-	-	0 %	0 %	0 %	5
6 Other deliveries	-	-	-	0 %	0 %	0 %	1	1	-	0.2 %	0.4 %	0 %	6
7 Immature births	14	2	12	113.8	51.3	142.9	38	22	16	90.7	80.9	108.8	7
8 Live births to unwed mothers	23	3	20	187.0	76.9	238.1	44	13	31	105.0	47.8	210.9	8
FETAL DEATHS													
9 Total	5	-	5	40.7	0	59.5	9	8	1	21.5	29.4	6.8	9
10 Under 20 weeks gestation	1	-	1	8.1	0	11.9	4	4	-	9.5	14.7	0	10
11 20-27 weeks gestation	2	-	2	16.3	0	23.8	2	2	-	4.8	7.4	0	11
12 28 weeks and more	2	-	2	16.3	0	23.8	3	2	1	7.2	7.4	6.8	12
13 Unknown length of gestation	-	-	-	0	0	0	-	-	-	0	0	0	13
DEATHS													
14 Total, all ages	60	28	32	254	209	45	14
15 Under 1 year	5	-	5	40.7	0	59.5	9	7	2	21.5	25.7	13.6	15
16 Under 28 days	3	-	3	24.4	0	35.7	7	6	1	16.7	22.1	6.8	16
17 Deaths from immaturity	1	-	1	8.1	0	11.9	-	-	-	0	0	0	17
18 1-4 years **	-	-	-	-	-	-	3	1	2	-	-	-	18
19 Maternal deaths	1	-	1	81.3	0	119.0	-	-	-	0	0	0	19
CAUSE OF DEATH													
20 Dysentery (004,006,007,009)	1	-	1	-	-	-	20
21 Tuberculosis, all forms (010-019)	-	-	-	-	-	-	21
22 Meningococcal Infections (036)	-	-	-	-	-	-	22
23 Acute infectious encephalitis (062-065)	-	-	-	-	-	-	23
24 Infectious Hepatitis (070)	-	-	-	-	-	-	24
25 Typhus and other rickettsioses (080-083)	-	-	-	-	-	-	25
26 Venereal disease (090-099)	-	-	-	-	-	-	26
27 All other diseases classified as Infective and parasitic (000-003, 005, 008, 020-035, 037-061, 066-069, 071-079, 084-089, 100-136)	-	-	-	-	-	-	27
28 Malignant neoplasms, including neoplasms of lymphatic and haematopoietic tissues (140-209)	2	-	2	40	33	7	28
29 Benign neoplasms and neoplasms of unspecified nature (210-239)	-	-	-	1	-	1	29
30 Diabetes Mellitus (250)	-	-	-	2	1	1	30
31 Avitaminoses & other nutritional deficiency (260-269)	-	-	-	-	-	-	31
32 Anemias (280-285)	-	-	-	-	-	-	32
33 Nonmeningococcal meningitis (320)	-	-	-	-	-	-	33
34 Active rheumatic fever (390-392)	-	-	-	-	-	-	34
35 Chronic rheumatic heart disease (393-398)	-	-	-	1	1	-	35
36 Hypertensive disease (400-404)	1	-	1	5	3	2	36
37 Ischaemic heart disease (410-414)	25	15	10	88	78	10	37
38 Other forms of heart disease (420-429)	-	-	-	4	3	1	38
39 Cerebrovascular disease (430-438)	7	2	5	32	27	5	39
40 General arteriosclerosis (440)	1	1	-	2	2	-	40
41 Other diseases of arteries, arterioles, & capillaries (441-448)	2	2	-	3	3	-	41
42 Influenza (470-474)	2	-	2	2	2	-	42
43 Pneumonia (480-486)	2	2	-	15	14	1	43
44 Bronchitis, emphysema and asthma (466, 490-493)	1	1	-	4	3	1	44
45 Other diseases of the respiratory system (460-465, 500-519)	2	1	1	2	1	1	45
46 Peptic ulcer (531-533)	-	-	-	1	1	-	46
47 Appendicitis (540-543)	-	-	-	-	-	-	47
48 Intestinal obstruction and hernia (550-553, 560)	1	-	1	-	-	-	48
49 Gastritis, duodenitis, enteritis & colitis (535, 561, 563)	-	-	-	-	-	-	49
50 Cirrhosis of liver (571)	1	1	-	4	4	-	50
51 Nephritis and nephrosis (580-584)	2	1	1	1	1	-	51
52 Hyperplasia of prostate (600)	1	-	-	-	-	-	52
53 Complications of pregnancy, childbirth and the puerperium (630-678)	1	-	1	-	-	-	53
54 Congenital anomalies (740-759)	-	-	-	3	3	-	54
55 Birth injuries, difficult labor and other anoxic and hypoxic conditions (764-768, 772, 776)	1	-	1	5	4	1	55
56 Other causes of neonatal mortality (760-763, 769-771, 773-775, 777-779)	1	-	1	1	1	-	56
57 Symptoms and ill-defined conditions (780-796)	-	-	-	-	-	-	57
58 All other diseases (residual)	2	-	2	12	10	2	58
59 Motor vehicle accidents (E810-E823)	1	1	-	5	5	-	59
60 All other accidents (E800-E807, E825-E949)	3	1	2	15	6	9	60
61 Suicides (E950-E959)	-	-	-	3	3	-	61
62 Homicides (E960-E-969)	1	-	1	3	-	3	62
63 Legal Intervention (E970-E978)	-	-	-	-	-	-	63
64 All other external injuries (E980-E999)	-	-	-	-	-	-	64

TABLE XIV VITAL STATISTICS, BY CITY, BY RACE, GEORGIA, 1968

ITEM	DUNELSONVILLE						DORAVILLE						
	Number			Rate or Ratio*			Number			Rate or Ratio*			
	Total	White	Non-White	Total	White	Non-White	Total	White	Non-White	Total	White	Non-White	
1 Estimated population as of July 1,													1
LIVE BIRTHS													
2 Total	74	33	41	168	164	4	2
3 Delivered in hospital	69	33	36	93.2%	100.0%	87.8%	158	164	4	100.0%	100.0%	100.0%	3
4 Delivered in home by physician	2	-	2	2.7%	0%	4.9%	-	-	-	0%	0%	0%	4
5 Delivered by midwife	3	-	3	4.1%	0%	7.3%	-	-	-	0%	0%	0%	5
6 Other deliveries	-	-	-	0%	0%	0%	-	-	-	0%	0%	0%	6
7 Immature births	10	2	8	135.1	60.6	195.1	15	13	2	89.3	79.3	500.0	7
8 Live births to unwed mothers	14	-	14	189.2	0	341.5	3	2	1	17.9	12.2	250.0	8
FETAL DEATHS													
9 Total	-	-	-	0	0	0	10	10	-	59.5	61.0	0	9
10 Under 20 weeks gestation	-	-	-	0	0	0	8	8	-	47.6	48.8	0	10
11 20-27 weeks gestation	-	-	-	0	0	0	-	-	-	0	0	0	11
12 28 weeks and more	-	-	-	0	0	0	2	2	-	11.9	12.2	0	12
13 Unknown length of gestation	-	-	-	0	0	0	-	-	-	0	0	0	13
DEATHS													
14 Total, all ages	36	19	17	37	36	1	14
15 Under 1 year	3	1	2	40.5	30.3	48.8	2	2	-	11.9	12.2	0	15
16 Under 28 days	2	1	1	27.0	30.3	24.4	2	2	-	11.9	12.2	0	16
17 Deaths from immaturity	1	-	1	13.5	0	24.4	1	1	-	6.0	6.1	0	17
18 1-4 years **	-	-	-	-	-	-	-	-	-	-	-	-	18
19 Maternal deaths	-	-	-	0	0	0	-	-	-	0	0	0	19
CAUSE OF DEATH													
20 Dysentery (004,006,007,009)	-	-	-	-	-	-	20
21 Tuberculosis, all forms (010-019)	-	-	-	-	-	-	21
22 Meningococcal infections (036)	-	-	-	-	-	-	22
23 Acute infectious encephalitis (062-065)	-	-	-	-	-	-	23
24 Infectious Hepatitis (070)	-	-	-	-	-	-	24
25 Typhus and other rickettsioses (080-083)	-	-	-	-	-	-	25
26 Venereal disease (090-099)	-	-	-	-	-	-	26
27 All other diseases classified as Infective and parasitic (000-003, 005, 008, 020-035, 037-061, 066-069, 071-079, 084-089, 100-136)	-	-	-	-	-	-	27
28 Malignant neoplasms, including neoplasms of lymphatic and haematopoietic tissues (140-209)	3	1	2	8	8	-	28
29 Benign neoplasms and neoplasms of unspecified nature (210-239)	-	-	-	-	-	-	29
30 Diabetes Mellitus (250)	-	-	-	-	-	-	30
31 Avitaminoses & other nutritional deficiency (260-269)	-	-	-	1	-	1	31
32 Anemias (280-285)	-	-	-	-	-	-	32
33 Nonmeningococcal meningitis (320)	-	-	-	-	-	-	33
34 Active rheumatic fever (390-392)	-	-	-	-	-	-	34
35 Chronic rheumatic heart disease (393-398)	-	-	-	1	1	-	35
36 Hypertensive disease (400-404)	2	1	1	-	-	-	36
37 Ischaemic heart disease (410-414)	8	4	4	9	9	-	37
38 Other forms of heart disease (420-429)	3	2	1	1	1	-	38
39 Cerebrovascular disease (430-438)	5	-	5	1	1	-	39
40 General arteriosclerosis (440)	1	1	-	1	1	-	40
41 Other diseases of arteries, arterioles, & capillaries (441-448)	-	-	-	-	-	-	41
42 Influenza (470-474)	-	-	-	-	-	-	42
43 Pneumonia (480-486)	2	1	1	1	1	-	43
44 Bronchitis, emphysema and asthma (466, 490-493)	-	-	-	-	-	-	44
45 Other diseases of the respiratory system (460-465, 500-519)	1	1	-	-	-	-	45
46 Peptic ulcer (531-533)	-	-	-	-	-	-	46
47 Appendicitis (540-543)	-	-	-	-	-	-	47
48 Intestinal obstruction and hernia (550-553, 560)	-	-	-	-	-	-	48
49 Gastritis, duodenitis, enteritis & colitis (535, 561, 563)	-	-	-	-	-	-	49
50 Cirrhosis of liver (571)	1	-	1	-	-	-	50
51 Nephritis and nephrosis (580-584)	-	-	-	-	-	-	51
52 Hyperplasia of prostate (600)	-	-	-	-	-	-	52
53 Complications of pregnancy, childbirth and the puerperium (630-678)	-	-	-	-	-	-	53
54 Congenital anomalies (740-759)	-	-	-	1	1	-	54
55 Birth injuries, difficult labor and other anoxic and hypoxic conditions (764-768, 772, 776)	1	1	-	-	-	-	55
56 Other causes of neonatal mortality (760-763, 769-771, 773-775, 777-779)	1	-	1	1	1	-	56
57 Symptoms and ill-defined conditions (780-796)	-	-	-	-	-	-	57
58 All other diseases (residual)	2	2	-	3	3	-	58
59 Motor vehicle accidents (E810-E823)	2	2	-	8	8	-	59
60 All other accidents (E800-E807, E825-E949)	3	2	1	-	-	-	60
61 Suicides (E950-E959)	1	1	-	1	1	-	61
62 Homicides (E960-E-969)	-	-	-	-	-	-	62
63 Legal Intervention (E970-E978)	-	-	-	-	-	-	63
64 All other external injuries (E980-E999)	-	-	-	-	-	-	64

TABLE XIV VITAL STATISTICS, BY CITY , BY RACE, GEORGIA, 1968

ITEM	DOUGLAS						DOUGLASVILLE						
	Number			Rate or Ratio*			Number			Rate or Ratio*			
	Total	White	Non-White	Total	White	Non-White	Total	White	Non-White	Total	White	Non-White	
1 Estimated population as of July 1,													1
LIVE BIRTHS													
2 Total	190	108	82	147	100	47	2
3 Delivered In hospital	190	108	82	100.0%	100.0%	100.0%	146	100	46	99.3%	100.0%	97.9%	3
4 Delivered In home by physician	-	-	-	0%	0%	0%	1	-	1	0.7%	0%	2.1%	4
5 Delivered by midwife	-	-	-	0%	0%	0%	-	-	-	0%	0%	0%	5
6 Other deliveries	-	-	-	0%	0%	0%	-	-	-	0%	0%	0%	6
7 Immature births	19	11	8	100.0	101.9	97.6	21	11	10	142.9	110.0	212.8	7
8 Live births to unwed mothers	39	3	36	205.3	27.8	439.0	17	4	13	115.6	40.0	276.6	8
FETAL DEATHS													
9 Total	2	2	-	10.5	18.5	0	7	5	2	47.6	50.0	42.6	9
10 Under 20 weeks gestation	2	2	-	10.5	18.5	0	3	3	-	20.4	30.0	0	10
11 20-27 weeks gestation	-	-	-	0	0	0	3	2	1	20.4	20.0	21.3	11
12 28 weeks and more	-	-	-	0	0	0	1	-	1	6.8	0	21.3	12
13 Unknown length of gestation	-	-	-	0	0	0	-	-	-	0	0	0	13
DEATHS													
14 Total, all ages	99	64	35	73	55	18	14
15 Under 1 year	7	4	3	36.8	37.0	36.6	1	-	1	6.8	0	21.3	15
16 Under 28 days	7	4	3	36.8	37.0	36.6	-	-	-	0	0	0	16
17 Deaths from immaturity	2	2	-	10.5	18.5	0	-	-	-	0	0	0	17
18 1-4 years **	1	1	-	-	-	-	-	-	-	-	-	-	18
19 Maternal deaths	-	-	-	0	0	0	-	-	-	0	0	0	19
CAUSE OF DEATH													
20 Dysentery (004,006,007,009)	1	-	1	-	-	-	20
21 Tuberculosis, all forms (010-019)	-	-	-	1	-	1	21
22 Meningococcal Infections (036)	-	-	-	-	-	-	22
23 Acute infectious encephalitis (062-065)	-	-	-	-	-	-	23
24 Infectious Hepatitis (070)	-	-	-	-	-	-	24
25 Typhus and other rickettsioses (080-083)	-	-	-	-	-	-	25
26 Venereal disease (090-099)	-	-	-	-	-	-	26
27 All other diseases classified as Infective and parasitic (000-003, 005, 008, 020-035, 037-061, 065-069, 071-079, 084-089, 100-136)	-	-	-	1	1	-	27
28 Malignant neoplasms, including neoplasms of lymphatic and haematopoietic tissues (140-209)	11	8	3	16	12	4	28
29 Benign neoplasms and neoplasms of unspecified nature (210-239)	1	1	-	-	-	-	29
30 Diabetes Mellitus (250)	4	2	2	2	1	1	30
31 Avitaminoses & other nutritional deficiency (260-269)	1	1	-	-	-	-	31
32 Anomias (280-285)	1	1	-	-	-	-	32
33 Nonmeningococcal meningitis (320)	-	-	-	-	-	-	33
34 Active rheumatic fever (390-392)	-	-	-	-	-	-	34
35 Chronic rheumatic heart disease (393-398)	1	1	-	-	-	-	35
36 Hypertensive disease (400-404)	1	1	-	1	1	-	36
37 Ischaemic heart disease (410-414)	33	26	7	21	18	3	37
38 Other forms of heart disease (420-429)	1	-	1	4	3	1	38
39 Cardiovascular disease (430-438)	16	5	11	8	4	4	39
40 General arteriosclerosis (440)	2	1	1	1	1	-	40
41 Other diseases of arteries, arterioles, & capillaries (441-448)	3	3	-	-	-	-	41
42 Influenza (470-474)	-	-	-	2	1	1	42
43 Pneumonia (480-486)	-	-	-	2	2	-	43
44 Bronchitis, emphysema and asthma (466, 490-493)	1	1	-	1	1	-	44
45 Other diseases of the respiratory system (460-465, 500-519)	1	1	-	1	1	-	45
46 Peptic ulcer (531-533)	-	-	-	1	1	-	46
47 Appendicitis (540-543)	-	-	-	-	-	-	47
48 Intestinal obstruction and hernia (550-553, 560)	-	-	-	-	-	-	48
49 Gastritis, duodenitis, enteritis & colitis (535, 561, 563)	-	-	-	-	-	-	49
50 Cirrhosis of liver (571)	-	-	-	-	-	-	50
51 Nephritis and nephrosis (580-584)	1	-	1	-	-	-	51
52 Hyperplasia of prostate (600)	-	-	-	-	-	-	52
53 Complications of pregnancy, childbirth and the puerperium (630-678)	-	-	-	-	-	-	53
54 Congenital anomalies (740-759)	-	-	-	1	1	-	54
55 Birth injuries, difficult labor and other anoxic and hypoxic conditions (764-768, 772, 776)	1	1	-	-	-	-	55
56 Other causes of neonatal mortality (760-763, 769-771, 773-775, 777-779)	5	3	2	-	-	-	56
57 Symptoms and ill-defined conditions (780-796)	-	-	-	1	-	1	57
58 All other diseases (residual)	5	5	-	4	3	1	58
59 Motor vehicle accidents (E810-E823)	-	-	-	4	4	-	59
60 All other accidents (E800-E807, E825-E949)	3	2	1	-	-	-	60
61 Suicides (E950-E959)	3	1	2	-	-	-	61
62 Homicides (E960-E969)	3	-	3	1	-	1	62
63 Legal intervention (E970-E978)	-	-	-	-	-	-	63
64 All other external injuries (E980-E999)	-	-	-	-	-	-	64

TABLE XIV VITAL STATISTICS, BY CITY, BY RACE, GEORGIA, 1968

ITEM	DUBLIN						EASTMAN						
	Number			Rate or Ratio*			Number			Rate or Ratio*			
	Total	White	Non-White	Total	White	Non-White	Total	White	Non-White	Total	White	Non-White	
1 Estimated population as of July 1,													1
LIVE BIRTHS													
2 Total	253	126	127	103	63	40	2
3 Delivered in hospital	226	125	101	89.3%	99.2%	79.5%	87	62	25	84.5%	98.4%	62.5%	3
4 Delivered in home by physician	1	-	1	0.4%	0%	0.8%	-	-	-	0%	0%	0%	4
5 Delivered by midwife	25	1	24	9.9%	0.8%	18.9%	16	1	15	15.5%	1.6%	37.5%	5
6 Other deliveries	1	-	1	0.4%	0%	0.8%	-	-	-	0%	0%	0%	6
7 Immature births	39	15	24	154.2	119.0	189.0	4	3	1	38.8	47.6	25.0	7
8 Live births to unwed mothers	40	3	37	158.1	23.8	291.3	17	1	16	165.0	15.9	400.0	8
FETAL DEATHS													
9 Total	5	1	4	19.8	7.9	31.5	2	-	2	19.4	0	50.0	9
10 Under 20 weeks gestation	-	-	-	0	0	0	-	-	-	0	0	0	10
11 20-27 weeks gestation	-	-	-	0	0	0	-	-	-	0	0	0	11
12 28 weeks and more	1	-	1	4.0	0	7.9	2	-	2	19.4	0	50.0	12
13 Unknown length of gestation	4	1	3	15.8	7.9	23.6	-	-	-	0	0	0	13
DEATHS													
14 Total, all ages	170	93	77	70	47	23	14
15 Under 1 year	11	2	9	43.5	15.9	70.9	4	-	4	38.8	0	100.0	15
16 Under 28 days	4	2	2	15.8	15.9	15.7	1	-	1	9.7	0	25.0	16
17 Deaths from immaturity	-	-	-	0	0	0	-	-	-	0	0	0	17
18 1-4 years **	3	-	3	-	-	-	2	-	2	-	-	-	18
19 Maternal deaths	1	1	-	39.5	79.4	0	-	-	-	0	0	0	19
CAUSE OF DEATH													
20 Dysentery (004,006,007,009)	1	-	1	-	-	-	20
21 Tuberculosis, all forms (010-019)	-	-	-	-	-	-	21
22 Meningococcal infections (036)	-	-	-	-	-	-	22
23 Acute infectious encephalitis (062-065)	-	-	-	-	-	-	23
24 Infectious Hepatitis (070)	1	1	-	-	-	-	24
25 Typhus and other rickettsioses (080-083)	-	-	-	-	-	-	25
26 Venereal disease (090-099)	-	-	-	-	-	-	26
27 All other diseases classified as infective and parasitic (000-003, 005, 008, 020-035, 037-061, 066-069, 071-079, 084-089, 100-136)	-	-	-	-	-	-	27
28 Malignant neoplasms, including neoplasms of lymphatic and haematopoietic tissues (140-209)	15	10	5	4	2	2	28
29 Benign neoplasms and neoplasms of unspecified nature (210-239)	1	-	1	2	2	-	29
30 Diabetes Mellitus (250)	5	2	3	-	-	-	30
31 Avitaminoses & other nutritional deficiency (260-269)	-	-	-	-	-	-	31
32 Anomias (280-285)	-	-	-	-	-	-	32
33 Nonmeningococcal meningitis (320)	1	-	1	2	-	2	33
34 Active rheumatic fever (390-392)	-	-	-	-	-	-	34
35 Chronic rheumatic heart disease (393-398)	-	-	-	-	-	-	35
36 Hypertensive disease (400-404)	3	2	1	1	1	-	36
37 Ischaemic heart disease (410-414)	61	33	28	19	17	2	37
38 Other forms of heart disease (420-429)	5	3	2	4	3	1	38
39 Cerebrovascular disease (430-438)	22	8	14	8	5	3	39
40 General arteriosclerosis (440)	-	-	-	1	1	-	40
41 Other diseases of arteries, arterioles, & capillaries (441-448)	2	1	1	-	-	-	41
42 Influenza (470-474)	2	2	-	-	-	-	42
43 Pneumonia (480-486)	12	5	7	4	2	2	43
44 Bronchitis, emphysema and asthma (466, 490-493)	1	1	-	-	-	-	44
45 Other diseases of the respiratory system (460-465, 500-519)	3	3	-	-	-	-	45
46 Peptic ulcer (531-533)	1	-	1	-	-	-	46
47 Appendicitis (540-543)	-	-	-	-	-	-	47
48 Intestinal obstruction and hernia (550-553, 560)	-	-	-	-	-	-	48
49 Gastritis, duodenitis, enteritis & colitis (535, 561, 563)	-	-	-	-	-	-	49
50 Cirrhosis of liver (571)	-	-	-	2	2	-	50
51 Nephritis and nephrosis (580-584)	2	1	1	1	1	-	51
52 Hypertrophy of prostate (600)	-	-	-	2	1	1	52
53 Complications of pregnancy, childbirth and the puerperium (630-678)	1	1	-	-	-	-	53
54 Congenital anomalies (740-759)	1	1	-	1	-	1	54
55 Birth injuries, difficult labor and other anoxic and hypoxic conditions (764-768, 772, 776)	2	1	1	-	-	-	55
56 Other causes of neonatal mortality (760-763, 769-771, 773-775, 777-779)	1	1	-	-	-	-	56
57 Symptoms and ill-defined conditions (780-796)	2	1	1	6	1	5	57
58 All other diseases (residual)	10	9	1	6	4	2	58
59 Motor vehicle accidents (E810-E823)	6	4	2	2	1	1	59
60 All other accidents (E800-E807, E825-E949)	6	1	5	4	3	1	60
61 Suicides (E950-E959)	1	1	-	-	-	-	61
62 Homicides (E960-E969)	2	1	1	1	1	-	62
63 Legal intervention (E970-E978)	-	-	-	-	-	-	63
64 All other external injuries (E980-E999)	-	-	-	-	-	-	64

TABLE XIV VITAL STATISTICS, BY CITY, BY RACE, GEORGIA, 1968

ITEM	EAST POINT						EATONTON					
	Number			Rate or Ratio*			Number			Rate or Ratio*		
	Total	White	Non-White	Total	White	Non-White	Total	White	Non-White	Total	White	Non-White
1 Estimated population as of July 1,												
LIVE BIRTHS												
2 Total	699	640	59	71	19	52
3 Delivered in hospital	697	639	58	99.7%	99.8%	98.3%	57	19	38	80.3%	100.0%	73.1%
4 Delivered in home by physician	2	1	1	0.3%	0.2%	1.7%	-	-	-	0%	0%	0%
5 Delivered by midwife	-	-	-	0%	0%	0%	14	-	14	19.7%	0%	26.9%
6 Other deliveries	-	-	-	0%	0%	0%	-	-	-	0%	0%	0%
7 Immature births	52	45	7	74.4	70.3	118.6	3	1	2	42.3	52.6	38.5
8 Live births to unwed mothers	48	28	20	68.7	43.8	339.0	13	-	13	183.1	0	250.0
FETAL DEATHS												
9 Total	37	34	3	52.9	53.1	50.8	4	1	3	56.3	52.6	57.7
10 Under 20 weeks gestation	29	27	2	41.5	42.2	33.9	-	-	-	0	0	0
11 20-27 weeks gestation	2	2	-	2.9	3.1	0	-	-	-	0	0	0
12 28 weeks and more	5	4	1	7.2	6.3	16.9	3	1	2	42.3	52.6	38.5
13 Unknown length of gestation	1	1	-	1.4	1.6	0	1	-	1	14.1	0	19.2
DEATHS												
14 Total, all ages	294	258	36	38	20	18
15 Under 1 year	13	9	4	18.6	14.1	67.8	-	-	-	0	0	0
16 Under 28 days	8	6	2	11.4	9.4	33.9	-	-	-	0	0	0
17 Deaths from immaturity	3	3	-	4.3	4.7	0	-	-	-	0	0	0
18 1-4 years **	9	9	-	-	-	-	-	-	-	-	-	-
19 Maternal deaths	-	-	-	0	0	0	-	-	-	0	0	0
CAUSE OF DEATH												
20 Dysentery (004,006,007,009)	1	1	-	-	-	-
21 Tuberculosis, all forms (010-019)	1	1	-	-	-	-
22 Meningococcal infections (036)	-	-	-	-	-	-
23 Acute infectious encephalitis (062-065)	-	-	-	-	-	-
24 Infectious hepatitis (070)	-	-	-	-	-	-
25 Typhus and other rickettsioses (080-083)	-	-	-	-	-	-
26 Venereal disease (090-099)	-	-	-	-	-	-
27 All other diseases classified as infective and parasitic (000-003, 005, 008, 020-035, 037-061, 066-069, 071-079, 084-089, 100-136)	2	2	-	-	-	-
28 Malignant neoplasms, including neoplasms of lymphatic and haematopoietic tissues (140-209)	46	40	6	2	1	1
29 Benign neoplasms and neoplasms of unspecified nature (210-239)	1	1	-	-	-	-
30 Diabetes Mellitus (250)	6	6	-	-	-	-
31 Avitaminoses & other nutritional deficiency (260-269)	-	-	-	-	-	-
32 Anemias (280-285)	-	-	-	-	-	-
33 Nonmeningococcal meningitis (320)	1	-	1	-	-	-
34 Active rheumatic fever (390-392)	-	-	-	-	-	-
35 Chronic rheumatic heart disease (393-398)	2	2	-	-	-	-
36 Hypertensive disease (400-404)	3	2	1	-	-	-
37 Ischaemic heart disease (410-414)	85	75	10	24	15	9
38 Other forms of heart disease (420-429)	5	4	1	-	-	-
39 Cerebrovascular disease (430-438)	29	25	4	3	1	2
40 General arteriosclerosis (440)	2	2	-	-	-	-
41 Other diseases of arteries, arterioles, & capillaries (441-448)	4	4	-	1	-	1
42 Influenza (470-474)	3	3	-	1	-	1
43 Pneumonia (480-486)	16	14	2	-	-	-
44 Bronchitis, emphysema and asthma (466, 490-493)	4	4	-	-	-	-
45 Other diseases of the respiratory system (460-465, 500-519)	9	8	1	1	-	1
46 Peptic ulcer (531-533)	-	-	-	-	-	-
47 Appendicitis (540-543)	1	1	-	-	-	-
48 Intestinal obstruction and hernia (550-553, 560)	-	-	-	-	-	-
49 Gastritis, duodenitis, enteritis & colitis (535, 561, 563)	2	2	-	-	-	-
50 Cirrhosis of liver (571)	4	4	-	-	-	-
51 Nephritis and nephrosis (580-584)	1	-	1	-	-	-
52 Hyperplasia of prostate (600)	-	-	-	-	-	-
53 Complications of pregnancy, childbirth and the puerperium (630-678)	-	-	-	-	-	-
54 Congenital anomalies (740-759)	7	7	-	-	-	-
55 Birth injuries, difficult labor and other anoxic and hypoxic conditions (764-768, 772, 776)	1	-	1	-	-	-
56 Other causes of neonatal mortality (760-763, 769-771, 773-775, 777-779)	4	3	1	-	-	-
57 Symptoms and ill-defined conditions (780-796)	3	2	1	1	-	1
58 All other diseases (residual)	16	16	-	1	-	1
59 Motor vehicle accidents (E810-E823)	11	9	2	3	2	1
60 All other accidents (E800-E807, E825-E949)	12	11	1	1	1	-
61 Suicides (E950-E959)	6	5	1	-	-	-
62 Homicides (E960-E-969)	5	3	2	-	-	-
63 Legal intervention (E970-E978)	-	-	-	-	-	-
64 All other external injuries (E980-E999)	1	1	-	-	-	-

TABLE XIV VITAL STATISTICS, BY CITY, BY RACE, GEORGIA, 1968

ITEM	ELBERTON						FITZGERALD						
	Number			Rate or Ratio*			Number			Rate or Ratio*			
	Total	White	Non-White	Total	White	Non-White	Total	White	Non-White	Total	White	Non-White	
1 Estimated population as of July 1,													1
LIVE BIRTHS													
2 Total	117	64	53	143	86	57	2
3 Delivered in hospital	112	64	48	95.7%	100.0%	90.6%	142	86	56	99.3%	100.0%	98.2%	3
4 Delivered in home by physician	2	-	2	1.7%	0%	3.8%	-	-	-	0%	0%	0%	4
5 Delivered by midwife	3	-	3	2.6%	0%	5.7%	1	-	1	0.7%	0%	1.8%	5
6 Other deliveries	-	-	-	0%	0%	0%	-	-	-	0%	0%	0%	6
7 Immature births	12	3	9	102.6	46.9	169.8	13	1	12	90.9	11.6	210.5	7
8 Live births to unwed mothers	13	1	12	111.1	15.6	226.4	26	2	24	181.8	23.3	421.1	8
FETAL DEATHS													
9 Total	3	3	-	25.6	46.9	0	3	3	-	21.0	34.9	0	9
10 Under 20 weeks gestation	-	-	-	0	0	0	2	2	-	14.0	23.3	0	10
11 20-27 weeks gestation	1	1	-	8.5	15.6	0	1	1	-	7.0	11.6	0	11
12 28 weeks and more	1	1	-	8.5	15.6	0	-	-	-	0	0	0	12
13 Unknown length of gestation	1	1	-	8.5	15.6	0	-	-	-	0	0	0	13
DEATHS													
14 Total, all ages	75	58	17	142	89	53	14
15 Under 1 year	3	2	1	25.6	31.3	18.9	3	1	2	21.0	11.6	35.1	15
16 Under 28 days	3	2	1	25.6	31.3	18.9	2	-	2	14.0	0	35.1	16
17 Deaths from immaturity	1	-	1	8.5	0	18.9	1	-	1	7.0	0	17.5	17
18 1-4 years **	1	-	1	-	-	-	-	-	-	-	-	-	18
19 Maternal deaths	-	-	-	0	0	0	-	-	-	0	0	0	19
CAUSE OF DEATH													
20 Dysentery (004,006,007,009)	-	-	-	-	-	-	20
21 Tuberculosis, all forms (010-019)	-	-	-	-	-	-	21
22 Meningococcal infections (036)	-	-	-	1	1	-	22
23 Acute infectious encephalitis (062-065)	-	-	-	-	-	-	23
24 Infectious Hepatitis (070)	-	-	-	-	-	-	24
25 Typhus and other rickettsioses (080-083)	-	-	-	-	-	-	25
26 Venereal disease (090-099)	1	1	-	-	-	-	26
27 All other diseases classified as Infective and parasitic (000-003, 005, 008, 020-035, 037-061, 066-069, 071-079, 084-089, 100-136)	1	-	1	1	-	1	27
28 Malignant neoplasms, including neoplasms of lymphatic and haematopoietic tissues (140-209)	16	13	3	20	12	8	28
29 Benign neoplasms and neoplasms of unspecified nature (210-239)	-	-	-	-	-	-	29
30 Diabetes Mellitus (250)	-	-	-	2	2	-	30
31 Avitaminoses & other nutritional deficiency (260-269)	-	-	-	1	1	-	31
32 Anemias (280-285)	-	-	-	-	-	-	32
33 Nonmeningococcal meningitis (320)	-	-	-	-	-	-	33
34 Active rheumatic fever (390-392)	-	-	-	-	-	-	34
35 Chronic rheumatic heart disease (393-398)	-	-	-	1	1	-	35
36 Hypertensive disease (400-404)	-	-	-	4	1	3	36
37 Ischaemic heart disease (410-414)	18	15	3	45	32	13	37
38 Other forms of heart disease (420-429)	1	1	-	4	3	1	38
39 Cardiovascular disease (430-438)	7	4	3	26	12	14	39
40 General arteriosclerosis (440)	3	2	1	9	6	3	40
41 Other diseases of arteries, arterioles, & capillaries (441-448)	-	-	-	-	-	-	41
42 Influenza (470-474)	-	-	-	1	-	1	42
43 Pneumonia (480-486)	2	2	-	4	3	1	43
44 Bronchitis, emphysema and asthma (466, 490-493)	1	1	-	3	3	-	44
45 Other diseases of the respiratory system (460-465, 500-519)	1	1	-	-	-	-	45
46 Peptic ulcer (531-533)	-	-	-	-	-	-	46
47 Appendicitis (540-543)	-	-	-	-	-	-	47
48 Intestinal obstruction and hernia (550-553, 560)	-	-	-	1	-	1	48
49 Gastritis, duodenitis, enteritis & colitis (535, 561, 563)	1	1	-	-	-	-	49
50 Cirrhosis of liver (571)	1	1	-	1	1	-	50
51 Nephritis and nephrosis (580-584)	4	3	1	-	-	-	51
52 Hyperplasia of prostate (600)	-	-	-	-	-	-	52
53 Complications of pregnancy, childbirth and the puerperium (630-678)	-	-	-	-	-	-	53
54 Congenital anomalies (740-759)	2	2	-	1	1	-	54
55 Birth injuries, difficult labor and other anoxic and hypoxic conditions (764-768, 772, 776)	-	-	-	1	-	1	55
56 Other causes of neonatal mortality (760-763, 769-771, 773-775, 777-779)	1	-	1	1	-	1	56
57 Symptoms and ill-defined conditions (780-796)	1	1	-	-	-	-	57
58 All other diseases (residual)	6	5	1	3	1	2	58
59 Motor vehicle accidents (E810-E823)	3	2	1	5	4	1	59
60 All other accidents (E800-E807, E825-E949)	2	2	-	5	4	1	60
61 Suicides (E950-E959)	-	-	-	1	1	-	61
62 Homicides (E960-E969)	3	1	2	1	-	1	62
63 Legal intervention (E970-E978)	-	-	-	-	-	-	63
64 All other external injuries (E980-E999)	-	-	-	-	-	-	64

TABLE XIV VITAL STATISTICS, BY CITY , BY RACE, GEORGIA, 1968

ITEM	FOREST PARK						FORSYTH						
	Number			Rate or Ratio*			Number			Rate or Ratio*			
	Total	White	Non-White	Total	White	Non-White	Total	White	Non-White	Total	White	Non-White	
1 Estimated population as of July 1,													1
LIVE BIRTHS													
2 Total	470	454	16	68	37	31	2
3 Delivered in hospital	470	454	16	100.0%	100.0%	100.0%	55	37	18	80.9%	100.0%	58.1%	3
4 Delivered in home by physician	-	-	-	0%	0%	0%	-	-	-	0%	0%	0%	4
5 Delivered by midwife	-	-	-	0%	0%	0%	13	-	13	19.1%	0%	41.9%	5
6 Other deliveries	-	-	-	0%	0%	0%	-	-	-	0%	0%	0%	6
7 Immature births	27	24	3	57.4	52.9	187.5	10	4	6	147.1	108.1	193.5	7
8 Live births to unwed mothers	12	6	6	25.5	13.2	375.0	10	-	10	147.1	0	322.6	8
FETAL DEATHS													
9 Total	16	15	1	34.0	33.0	62.5	2	1	1	29.4	27.0	32.3	9
10 Under 20 weeks gestation	13	12	1	27.7	26.4	62.5	1	1	-	14.7	27.0	0	10
11 20-27 weeks gestation	1	1	-	2.1	2.2	0	-	-	-	0	0	0	11
12 28 weeks and more	2	2	-	4.3	4.4	0	1	-	1	14.7	0	32.3	12
13 Unknown length of gestation	-	-	-	0	0	0	-	-	-	0	0	0	13
DEATHS													
14 Total, all ages	103	94	9	48	19	29	14
15 Under 1 year	8	7	1	17.0	15.4	62.5	6	-	6	88.2	0	193.5	15
16 Under 28 days	5	4	1	10.6	8.8	62.5	4	-	4	58.8	0	129.0	16
17 Deaths from immaturity	-	-	-	0	0	0	2	-	2	29.4	0	64.5	17
18 1-4 years **	1	1	-	-	-	-	-	-	-	-	-	-	18
19 Maternal deaths	-	-	-	0	0	0	-	-	-	0	0	0	19
CAUSE OF DEATH													
20 Dysentery (004,006,007,009)	-	-	-	-	-	-	20
21 Tuberculosis, all forms (010-019)	-	-	-	-	-	-	21
22 Meningococcal Infections (036)	-	-	-	-	-	-	22
23 Acute infectious encephalitis (062-065)	-	-	-	-	-	-	23
24 Infectious Hepatitis (070)	-	-	-	-	-	-	24
25 Typhus and other rickettsioses (080-083)	-	-	-	-	-	-	25
26 Venereal disease (090-099)	-	-	-	-	-	-	26
27 All other diseases classified as infective and parasitic (000-003, 005, 008, 020-035, 037-061, 066-069, 071-079, 084-089, 100-136)	-	-	-	1	-	1	27
28 Malignant neoplasms, including neoplasms of lymphatic and hematopoietic tissues (140-209)	18	17	1	6	3	3	28
29 Benign neoplasms and neoplasms of unspecified nature (210-239)	-	-	-	-	-	-	29
30 Diabetes Mellitus (250)	1	1	-	4	1	3	30
31 Avitaminoses & other nutritional deficiency (260-269)	-	-	-	-	-	-	31
32 Anemias (280-286)	-	-	-	-	-	-	32
33 Nonmeningococcal meningitis (320)	-	-	-	-	-	-	33
34 Acute rheumatic fever (390-392)	-	-	-	-	-	-	34
35 Chronic rheumatic heart disease (393-398)	-	-	-	-	-	-	35
36 Hypertensive disease (400-404)	1	1	-	2	1	1	36
37 Ischaemic heart disease (410-414)	29	29	-	10	4	6	37
38 Other forms of heart disease (420-429)	1	1	-	4	1	3	38
39 Cardiovascular disease (430-438)	11	7	4	3	2	1	39
40 General arteriosclerosis (440)	-	-	-	-	-	-	40
41 Other diseases of arteries, arterioles, & capillaries (441-448)	3	3	-	2	2	-	41
42 Influenza (470-474)	-	-	-	-	-	-	42
43 Pneumonia (480-486)	5	5	-	5	2	3	43
44 Bronchitis, emphysema and asthma (466, 490-493)	1	1	-	1	-	1	44
45 Other diseases of the respiratory system (460-465, 500-519)	1	1	-	1	1	-	45
46 Peptic ulcer (531-533)	1	1	-	-	-	-	46
47 Appendicitis (540-542)	-	-	-	-	-	-	47
48 Intestinal obstruction and hernia (550-553, 560)	-	-	-	-	-	-	48
49 Gastritis, duodenitis, enteritis & colitis (535, 561, 563)	-	-	-	-	-	-	49
50 Cirrhosis of liver (571)	-	-	-	-	-	-	50
51 Nephritis and nephrosis (580-584)	-	-	-	-	-	-	51
52 Hyperplasia of prostate (600)	-	-	-	-	-	-	52
53 Complications of pregnancy, childbirth and the puerperium (630-678)	-	-	-	-	-	-	53
54 Congenital anomalies (740-759)	3	3	-	-	-	-	54
55 Birth injuries, difficult labor and other anoxic and hypoxic conditions (764-768, 772, 776)	1	-	1	2	-	2	55
56 Other causes of neonatal mortality (760-763, 769-771, 773-775, 777-779)	2	2	-	2	-	2	56
57 Symptoms and ill-defined conditions (780-796)	2	1	1	-	-	-	57
58 All other diseases (residual)	4	4	-	3	1	2	58
59 Motor vehicle accidents (E810-E823)	8	8	-	-	-	-	59
60 All other accidents (E800-E807, E825-E849)	6	4	2	-	-	-	60
61 Suicides (E950-E959)	4	4	-	1	1	-	61
62 Homicides (E960-E969)	1	1	-	1	-	1	62
63 Legal Intervention (E970-E978)	-	-	-	-	-	-	63
64 All other external injuries (E980-E999)	-	-	-	-	-	-	64

TABLE XIV VITAL STATISTICS, BY CITY, BY RACE, GEORGIA, 1968

ITEM	FORT VALLEY						GAINESVILLE					
	Number			Rate or Ratio*			Number			Rate or Ratio*		
	Total	White	Non-White	Total	White	Non-White	Total	White	Non-White	Total	White	Non-White
1 Estimated population as of July 1,												
LIVE BIRTHS												
2 Total	170	39	131	311	201	110
3 Delivered in hospital	133	39	94	78.2%	100.0%	71.8%	307	199	108	98.7%	99.0%	98.2%
4 Delivered in home by physician	3	-	3	1.8%	0%	2.3%	1	1	-	0.3%	0.5%	0%
5 Delivered by midwife	34	-	34	20.0%	0%	26.0%	-	-	-	0%	0%	0%
6 Other deliveries	-	-	-	0%	0%	0%	3	1	2	1.0%	0.5%	1.8%
7 Immature births	17	1	16	100.0	25.6	122.1	24	6	18	77.2	29.9	163.6
8 Live births to unwed mothers	31	-	31	182.4	0	236.6	58	12	46	186.5	59.7	418.2
FETAL DEATHS												
9 Total	4	-	4	23.5	0	30.5	7	6	1	22.5	29.9	9.1
10 Under 20 weeks gestation	-	-	-	0	0	0	-	-	-	0	0	0
11 20-27 weeks gestation	2	-	2	11.8	0	15.3	2	2	-	6.4	10.0	0
12 28 weeks and more	1	-	1	5.9	0	7.6	5	4	1	16.1	19.9	9.1
13 Unknown length of gestation	1	-	1	5.9	0	7.6	-	-	-	0	0	0
DEATHS												
14 Total, all ages	109	41	68	167	124	43
15 Under 1 year	13	1	12	76.5	25.6	91.6	4	2	2	12.9	10.0	18.2
16 Under 28 days	9	1	8	52.9	25.6	61.1	2	1	1	6.4	5.0	9.1
17 Deaths from immaturity	1	-	1	5.9	0	7.6	-	-	-	0	0	0
18 1-4 years **	-	-	-	-	-	-	1	-	1	-	-	-
19 Maternal deaths	-	-	-	0	0	0	-	-	-	0	0	0
CAUSE OF DEATH												
20 Dysentery (004,006,007,008)	1	-	1	-	-	-
21 Tuberculosis, all forms (010-019)	-	-	-	-	-	-
22 Meningococcal Infections (036)	-	-	-	1	-	1
23 Acute Infectious encephalitis (062-065)	-	-	-	-	-	-
24 Infectious Hepatitis (070)	-	-	-	-	-	-
25 Typhus and other rickettsioses (080-083)	-	-	-	-	-	-
26 Venereal disease (090-099)	-	-	-	-	-	-
27 All other diseases classified as infective and parasitic (000-003, 005, 008, 020-035, 037-061, 066-069, 071-079, 084-089, 100-136)	1	-	1	1	1	-
28 Malignant neoplasms, including neoplasms of lymphatic and haematopoietic tissues (140-209)	10	8	2	20	14	6
29 Benign neoplasms and neoplasms of unspecified nature (210-239)	-	-	-	-	-	-
30 Diabetes Mellitus (250)	3	-	3	3	2	1
31 Avitaminoses & other nutritional deficiency (260-269)	1	-	1	-	-	-
32 Anemias (280-285)	-	-	-	-	-	-
33 Nonmeningococcal meningitis (320)	-	-	-	-	-	-
34 Active rheumatic fever (390-392)	-	-	-	-	-	-
35 Chronic rheumatic heart disease (393-398)	1	-	1	-	-	-
36 Hypertensive disease (400-404)	7	2	5	1	1	-
37 Ischaemic heart disease (410-414)	35	18	17	62	50	12
38 Other forms of heart disease (420-429)	2	1	1	-	-	-
39 Cerebrovascular disease (430-438)	9	1	8	20	14	6
40 General arteriosclerosis (440)	3	1	2	4	4	-
41 Other diseases of arteries, arterioles, & capillaries (441-448)	1	1	-	3	3	-
42 Influenza (470-474)	-	-	-	1	1	-
43 Pneumonia (480-486)	7	2	5	2	1	1
44 Bronchitis, emphysema and asthma (466, 490-493)	1	1	-	4	3	1
45 Other diseases of the respiratory system (460-465, 500-519)	1	-	1	1	1	-
46 Peptic ulcer (531-533)	1	1	-	-	-	-
47 Appendicitis (540-543)	-	-	-	-	-	-
48 Intestinal obstruction and hernia (550-553, 560)	-	-	-	-	-	-
49 Gastritis, duodenitis, enteritis & colitis (535, 561, 563)	-	-	-	1	1	-
50 Cirrhosis of liver (571)	-	-	-	7	4	3
51 Nephritis and nephrosis (580-584)	-	-	-	1	-	1
52 Hyperplasia of prostate (600)	-	-	-	-	-	-
53 Complications of pregnancy, childbirth and the puerperium (630-678)	-	-	-	-	-	-
54 Congenital anomalies (740-759)	2	-	2	2	1	1
55 Birth injuries, difficult labor and other anoxic and hypoxic conditions (764-768, 772, 776)	3	1	2	-	-	-
56 Other causes of neonatal mortality (760-763, 769-771, 773-775, 777-779)	2	-	2	1	1	-
57 Symptoms and ill-defined conditions (780-796)	1	-	1	5	1	4
58 All other diseases (residual)	6	1	5	8	6	2
59 Motor vehicle accidents (E810-E823)	5	2	3	10	9	1
60 All other accidents (E800-E807, E825-E949)	5	1	4	4	3	1
61 Suicides (E950-E959)	-	-	-	1	1	-
62 Homicides (E960-E-969)	-	-	-	4	2	2
63 Legal intervention (E970-E978)	1	-	1	-	-	-
64 All other external injuries (E980-E999)	-	-	-	-	-	-

TABLE XIV VITAL STATISTICS, BY CITY , BY RACE, GEORGIA, 1968

ITEM	GARDEN CITY						GLENNVILLE						
	Number			Rate or Ratio*			Number			Rate or Ratio*			
	Total	White	Non-White	Total	White	Non-White	Total	White	Non-White	Total	White	Non-White	
1 Estimated population as of July 1,													1
LIVE BIRTHS													
2 Total	75	69	6	63	37	26	2
3 Delivered in hospital	75	69	6	100.0 %	100.0 %	100.0 %	52	37	15	82.5 %	100.0 %	57.7 %	3
4 Delivered in home by physician	-	-	-	0 %	0 %	0 %	-	-	-	0 %	0 %	0 %	4
5 Delivered by midwife	-	-	-	0 %	0 %	0 %	11	-	11	17.5 %	0 %	42.3 %	5
6 Other deliveries	-	-	-	0 %	0 %	0 %	-	-	-	0 %	0 %	0 %	6
7 Immature births	4	3	1	53.3	43.5	166.7	10	4	6	158.7	108.1	230.8	7
8 Live births to unwed mothers	2	2	-	26.7	29.0	0	8	1	7	127.0	27.0	269.2	8
FETAL DEATHS													
9 Total	6	5	1	80.0	72.5	166.7	5	5	-	79.4	135.1	0	9
10 Under 20 weeks gestation	4	4	-	53.3	58.0	0	2	2	-	31.7	54.1	0	10
11 20-27 weeks gestation	-	-	-	0	0	0	1	1	-	15.9	27.0	0	11
12 28 weeks and more	2	1	1	26.7	14.5	166.7	2	2	-	31.7	54.1	0	12
13 Unknown length of gestation	-	-	-	0	0	0	-	-	-	0	0	0	13
DEATHS													
14 Total, all ages	30	28	2	37	27	10	14
15 Under 1 year	1	-	1	13.3	0	166.7	3	1	2	47.6	27.0	76.9	15
16 Under 28 days	1	-	1	13.3	0	166.7	1	1	-	15.9	27.0	0	16
17 Deaths from immaturity	-	-	-	0	0	0	-	-	-	0	0	0	17
18 1-4 years **	-	-	-	-	-	-	1	-	1	-	-	-	18
19 Maternal deaths	-	-	-	0	0	0	-	-	-	0	0	0	19
CAUSE OF DEATH													
20 Dysentery (004,006,007,009)	-	-	-	1	-	1	20
21 Tuberculosis, all forms (010-019)	-	-	-	-	-	-	21
22 Meningococcal Infections (036)	-	-	-	-	-	-	22
23 Acute infectious encephalitis (062-065)	-	-	-	-	-	-	23
24 Infectious Hepatitis (070)	-	-	-	-	-	-	24
25 Typhus and other rickettsioses (080-083)	-	-	-	-	-	-	25
26 Venereal disease (090-099)	-	-	-	-	-	-	26
27 All other diseases classified as Infective and parasitic (000-003, 005, 008, 020-035, 037-061, 066-069, 071-079, 084-089, 100-136)	-	-	-	-	-	-	27
28 Malignant neoplasms, including neoplasms of lymphatic and haematopoietic tissues (140-209)	4	4	-	3	1	2	28
29 Benign neoplasms and neoplasms of unspecified nature (210-239)	-	-	-	-	-	-	29
30 Diabetes Mellitus (250)	-	-	-	-	-	-	30
31 Avitaminoses & other nutritional deficiency (260-269)	-	-	-	-	-	-	31
32 Anomias (280-285)	-	-	-	-	-	-	32
33 Nonmeningococcal meningitis (320)	-	-	-	1	-	1	33
34 Active rheumatic fever (390-392)	-	-	-	-	-	-	34
35 Chronic rheumatic heart disease (393-398)	-	-	-	-	-	-	35
36 Hypertensive disease (400-404)	1	-	1	-	-	-	36
37 Ischaemic heart disease (410-414)	11	11	-	16	15	1	37
38 Other forms of heart disease (420-429)	1	1	-	-	-	-	38
39 Cardiovascular disease (430-438)	4	4	-	5	3	2	39
40 General arteriosclerosis (440)	-	-	-	1	-	1	40
41 Other diseases of arteries, arterioles, & capillaries (441-448)	-	-	-	-	-	-	41
42 Influenza (470-474)	-	-	-	-	-	-	42
43 Pneumonia (480-486)	-	-	-	2	2	-	43
44 Bronchitis, emphysema and asthma (465, 490-493)	-	-	-	-	-	-	44
45 Other diseases of the respiratory system (460-465, 500-510)	-	-	-	-	-	-	45
46 Peptic ulcer (531-533)	1	1	-	-	-	-	46
47 Appendicitis (540-543)	-	-	-	-	-	-	47
48 Intestinal obstruction and hernia (550-553, 560)	-	-	-	1	-	1	48
49 Gastritis, duodenitis, enteritis & colitis (535, 561, 563)	-	-	-	1	-	1	49
50 Cirrhosis of liver (571)	-	-	-	-	-	-	50
51 Nephritis and nephrosis (580-584)	-	-	-	-	-	-	51
52 Hyperplasia of prostate (600)	-	-	-	-	-	-	52
53 Complications of pregnancy, childbirth and the puerperium (630-678)	-	-	-	-	-	-	53
54 Congenital anomalies (740-759)	-	-	-	-	-	-	54
55 Birth injuries, difficult labor and other anoxic and hypoxic conditions (764-768, 772, 776)	1	-	1	1	1	-	55
56 Other causes of neonatal mortality (760-763, 769-771, 773-775, 777-779)	-	-	-	-	-	-	56
57 Symptoms and ill-defined conditions (780-796)	-	-	-	-	-	-	57
58 All other diseases (residual)	2	2	-	2	2	-	58
59 Motor vehicle accidents (E810-E823)	3	3	-	1	1	-	59
60 All other accidents (E800-E807, E825-E949)	1	1	-	1	1	-	60
61 Suicides (E950-E959)	1	1	-	1	1	-	61
62 Homicides (E960-E-969)	-	-	-	-	-	-	62
63 Legal Intervention (E970-E978)	-	-	-	-	-	-	63
64 All other external injuries (E980-E999)	-	-	-	-	-	-	64

TABLE XIV VITAL STATISTICS, BY CITY, BY RACE, GEORGIA, 1968

ITEM	GREENSBORO						GRIFFIN						
	Number			Rate or Ratio*			Number			Rate or Ratio*			
	Total	White	Non-White	Total	White	Non-White	Total	White	Non-White	Total	White	Non-White	
1 Estimated population as of July 1,													1
LIVE BIRTHS													
2 Total	41	8	33	462	277	185	2
3 Delivered in hospital	39	8	31	95.1%	100.0%	93.9%	493	275	128	87.2%	99.3%	69.2%	3
4 Delivered in home by physician	1	-	1	2.4%	0%	3.0%	3	-	3	0.6%	0%	1.6%	4
5 Delivered by midwife	1	-	1	2.4%	0%	3.0%	56	2	54	12.1%	0.7%	29.2%	5
6 Other deliveries	-	-	-	0%	0%	0%	-	-	-	0%	0%	0%	6
7 Immature births	11	-	11	268.3	0	333.3	46	19	27	99.6	68.6	145.9	7
8 Live births to unwed mothers	12	-	12	292.7	0	363.6	56	5	51	121.2	18.1	275.7	8
FETAL DEATHS													
9 Total	1	-	1	24.4	0	30.3	33	16	17	71.4	57.8	91.9	9
10 Under 20 weeks gestation	-	-	-	0	0	0	12	6	6	26.0	21.7	32.4	10
11 20-27 weeks gestation	1	-	1	24.4	0	30.3	5	1	4	10.8	3.6	21.6	11
12 28 weeks and more	-	-	-	0	0	0	9	3	6	19.5	10.8	32.4	12
13 Unknown length of gestation	-	-	-	0	0	0	7	6	1	15.2	21.7	5.4	13
DEATHS													
14 Total, all ages	36	19	17	269	170	99	14
15 Under 1 year	2	-	2	48.8	0	60.6	13	7	6	28.1	25.3	32.4	15
16 Under 28 days	2	-	2	48.8	0	60.6	10	6	4	21.6	21.7	21.6	16
17 Deaths from immaturity	-	-	-	0	0	0	-	-	-	0	0	0	17
18 1-4 years **	-	-	-	-	-	-	4	2	2	-	-	-	18
19 Maternal deaths	-	-	-	0	0	0	-	-	-	0	0	0	19
CAUSE OF DEATH													
20 Dysentery (004,006,007,009)	-	-	-	1	-	1	20
21 Tuberculosis, all forms (010-019)	-	-	-	2	1	1	21
22 Meningococcal Infections (036)	-	-	-	-	-	-	22
23 Acute Infectious encephalitis (062-065)	-	-	-	-	-	-	23
24 Infectious Hepatitis (070)	-	-	-	1	-	1	24
25 Typhus and other rickettsioses (080-083)	-	-	-	-	-	-	25
26 Venereal disease (090-099)	-	-	-	-	-	-	26
27 All other diseases classified as infective and parasitic (000-003, 005, 006, 020-035, 037-061, 066-069, 071-079, 084-089, 100-136)	-	-	-	-	-	-	27
28 Malignant neoplasms, including neoplasms of lymphatic and haematopoietic tissues (140-209)	3	3	-	32	27	5	28
29 Benign neoplasms and neoplasms of unspecified nature (210-239)	-	-	-	1	-	1	29
30 Diabetes Mellitus (250)	-	-	-	5	1	4	30
31 Avitaminoses & other nutritional deficiency (260-269)	-	-	-	-	-	-	31
32 Anemias (280-285)	-	-	-	1	-	1	32
33 Nonmeningococcal meningitis (320)	-	-	-	-	-	-	33
34 Active rheumatic fever (390-392)	-	-	-	-	-	-	34
35 Chronic rheumatic heart disease (393-398)	-	-	-	3	3	-	35
36 Hypertensive disease (400-404)	1	-	1	3	2	1	36
37 Ischaemic heart disease (410-414)	12	7	5	89	55	34	37
38 Other forms of heart disease (420-429)	-	-	-	5	3	2	38
39 Cerebrovascular disease (430-438)	11	6	5	53	33	20	39
40 General arteriosclerosis (440)	-	-	-	3	3	-	40
41 Other diseases of arteries, arterioles, & capillaries (441-448)	-	-	-	6	3	3	41
42 Influenza (470-474)	2	1	1	1	1	-	42
43 Pneumonia (480-486)	1	-	1	7	3	4	43
44 Bronchitis, emphysema and asthma (466, 490-493)	-	-	-	5	4	1	44
45 Other diseases of the respiratory system (460-465, 500-519)	-	-	-	4	1	3	45
46 Peptic ulcer (531-533)	1	1	-	2	1	1	46
47 Appendicitis (540-543)	-	-	-	-	-	-	47
48 Intestinal obstruction and hernia (550-553, 560)	-	-	-	-	-	-	48
49 Gastritis, duodenitis, enteritis & colitis (535, 561, 563)	-	-	-	-	-	-	49
50 Cirrhosis of liver (571)	-	-	-	1	1	-	50
51 Nephritis and nephrosis (580-584)	-	-	-	-	-	-	51
52 Hyperplasia of prostate (600)	-	-	-	-	-	-	52
53 Complications of pregnancy, childbirth and the puerperium (630-678)	-	-	-	-	-	-	53
54 Congenital anomalies (740-759)	-	-	-	3	2	1	54
55 Birth injuries, difficult labor and other anoxic and hypoxic conditions (764-768, 772, 776)	-	-	-	4	3	1	55
56 Other causes of neonatal mortality (760-763, 769-771, 773-775, 777-779)	2	-	2	2	1	1	56
57 Symptoms and ill-defined conditions (780-796)	-	-	-	2	1	1	57
58 All other diseases (residual)	1	-	1	16	11	5	58
59 Motor vehicle accidents (E810-E823)	1	-	1	3	2	1	59
60 All other accidents (E800-E807, E825-E949)	1	-	-	9	7	2	60
61 Suicides (E950-E959)	1	1	-	1	1	-	61
62 Homicides (E960-E-969)	-	-	-	4	-	4	62
63 Legal intervention (E970-E978)	-	-	-	-	-	-	63
64 All other external injuries (E980-E999)	-	-	-	-	-	-	64

TABLE XIV VITAL STATISTICS, BY CITY, BY RACE, GEORGIA, 1968

ITEM	HAPEVILLE						HARTWELL						
	Number			Rate or Ratio*			Number			Rate or Ratio*			
	Total	White	Non-White	Total	White	Non-White	Total	White	Non-White	Total	White	Non-White	
1 Estimated population as of July 1,													1
LIVE BIRTHS													
2 Total	159	154	5	96	68	28	2
3 Delivered in hospital	158	154	4	99.4%	100.0%	80.0%	96	68	28	100.0%	100.0%	100.0%	3
4 Delivered in home by physician	1	-	1	0.6%	0%	20.0%	-	-	-	0%	0%	0%	4
5 Delivered by midwife	-	-	-	0%	0%	0%	-	-	-	0%	0%	0%	5
6 Other deliveries	-	-	-	0%	0%	0%	-	-	-	0%	0%	0%	6
7 Immature births	11	10	1	69.2	64.9	200.0	6	4	2	62.5	58.8	71.4	7
8 Live births to unwed mothers	8	6	2	50.3	39.0	400.0	6	2	4	62.5	29.4	142.9	8
FETAL DEATHS													
9 Total	8	8	-	50.3	51.9	0	1	-	1	10.4	0	35.7	9
10 Under 20 weeks gestation	6	6	-	37.7	39.0	0	-	-	-	0	0	0	10
11 20-27 weeks gestation	-	-	-	0	0	0	-	-	-	0	0	0	11
12 28 weeks and more	1	1	-	6.3	6.5	0	-	-	-	0	0	0	12
13 Unknown length of gestation	1	1	-	6.3	6.5	0	1	-	1	10.4	0	35.7	13
DEATHS													
14 Total, all ages	84	79	5	64	43	21	14
15 Under 1 year	4	2	2	25.2	13.0	400.0	5	1	4	52.1	14.7	142.9	15
16 Under 28 days	3	2	1	18.9	13.0	200.0	3	-	3	31.3	0	107.1	16
17 Deaths from immaturity	-	-	-	0	0	0	-	-	-	0	0	0	17
18 1-4 years **	5	5	-	-	-	-	-	-	-	-	-	-	18
19 Maternal deaths	-	-	-	0	0	0	-	-	-	0	0	0	19
CAUSE OF DEATH													
20 Dysentery (004,006,007,009)	-	-	-	-	-	-	20
21 Tuberculosis, all forms (010-019)	-	-	-	-	-	-	21
22 Meningococcal Infections (026)	-	-	-	-	-	-	22
23 Acute Infectious encephalitis (062-065)	-	-	-	-	-	-	23
24 Infectious Hepatitis (070)	-	-	-	-	-	-	24
25 Typhus and other rickettsioses (080-083)	-	-	-	-	-	-	25
26 Venereal disease (090-099)	-	-	-	-	-	-	26
27 All other diseases classified as Infective and parasitic (000-003, 005, 008, 020-035, 037-061, 066-069, 071-079, 084-089, 100-136)	-	-	-	-	-	-	27
28 Malignant neoplasms, including neoplasms of lymphatic and haematopoietic tissues (140-209)	9	9	-	9	6	3	28
29 Benign neoplasms and neoplasms of unspecified nature (210-239)	-	-	-	-	-	-	29
30 Diabetes Mellitus (250)	1	1	-	1	1	-	30
31 Avitaminoses & other nutritional deficiency (260-269)	-	-	-	-	-	-	31
32 Anemias (280-285)	-	-	-	-	-	-	32
33 Nonmeningococcal meningitis (320)	-	-	-	-	-	-	33
34 Active rheumatic fever (390-392)	-	-	-	-	-	-	34
35 Chronic rheumatic heart disease (393-399)	-	-	-	-	-	-	35
36 Hypertensive disease (400-404)	1	1	-	-	-	-	36
37 Ischaemic heart disease (410-414)	32	32	-	23	18	5	37
38 Other forms of heart disease (420-429)	3	2	1	-	-	-	38
39 Cerebrovascular disease (430-438)	4	4	-	12	9	3	39
40 General arteriosclerosis (440)	1	1	-	-	-	-	40
41 Other diseases of arteries, arterioles, & capillaries (441-448)	2	2	-	1	1	-	41
42 Influenza (470-474)	-	-	-	3	1	2	42
43 Pneumonia (480-486)	3	2	1	3	2	1	43
44 Bronchitis, emphysema and asthma (466, 490-493)	2	2	-	-	-	-	44
45 Other diseases of the respiratory system (460-465, 500-519)	1	1	-	-	-	-	45
46 Peptic ulcer (531-533)	-	-	-	-	-	-	46
47 Appendicitis (540-543)	-	-	-	-	-	-	47
48 Intestinal obstruction and hernia (550-553, 560)	-	-	-	1	1	-	48
49 Gastritis, duodenitis, enteritis & colitis (535, 561, 563)	-	-	-	-	-	-	49
50 Cirrhosis of liver (571)	1	1	-	-	-	-	50
51 Nephritis and nephrosis (580-584)	-	-	-	3	-	3	51
52 Hyperplasia of prostate (600)	-	-	-	-	-	-	52
53 Complications of pregnancy, childbirth and the puerperium (630-678)	-	-	-	-	-	-	53
54 Congenital anomalies (740-759)	2	2	-	-	-	-	54
55 Birth injuries, difficult labor and other anoxic and hypoxic conditions (764-768, 772, 776)	2	2	-	1	-	1	55
56 Other causes of neonatal mortality (760-763, 769-771, 773-775, 777-779)	-	-	-	-	-	-	56
57 Symptoms and ill-defined conditions (780-796)	1	1	-	-	-	-	57
58 All other diseases (residual)	9	7	2	3	3	-	58
59 Motor vehicle accidents (E810-E823)	-	-	-	2	1	1	59
60 All other accidents (E800-E807, E825-E949)	6	6	-	2	-	2	60
61 Suicides (E950-E959)	3	3	-	-	-	-	61
62 Homicides (E960-E-969)	1	-	1	-	-	-	62
63 Legal intervention (E970-E978)	-	-	-	-	-	-	63
64 All other external injuries (E980-E999)	-	-	-	-	-	-	64

TABLE XIV VITAL STATISTICS, BY CITY, BY RACE, GEORGIA, 1968

ITEM	HAWKINSVILLE						HAZLEHURST					
	Number			Rate or Ratio*			Number			Rate or Ratio*		
	Total	White	Non-White	Total	White	Non-White	Total	White	Non-White	Total	White	Non-White
1 Estimated population as of July 1,												
LIVE BIRTHS												
2 Total	64	32	32	99	78	21
3 Delivered in hospital	48	31	17	75.0%	96.9%	53.1%	93	76	17	93.9%	97.4%	81.0%
4 Delivered in home by physician	1	-	1	1.6%	0%	3.1%	2	2	-	2.0%	2.6%	0%
5 Delivered by midwife	14	-	14	21.9%	0%	43.8%	4	-	4	4.0%	0%	19.0%
6 Other deliveries	1	1	-	1.6%	3.1%	0%	-	-	-	0%	0%	0%
7 Immature births	6	4	2	93.8	125.0	62.5	10	8	2	101.0	102.6	95.2
8 Live births to unwed mothers	11	1	10	171.9	31.3	312.5	9	3	6	90.9	38.5	285.7
FETAL DEATHS												
9 Total	4	2	2	62.5	62.5	62.5	1	-	1	10.1	0	47.6
10 Under 20 weeks gestation	1	-	1	15.6	0	31.3	-	-	-	0	0	0
11 20-27 weeks gestation	-	-	-	0	0	0	-	-	-	0	0	0
12 28 weeks and more	2	2	-	31.3	62.5	0	1	-	1	10.1	0	47.6
13 Unknown length of gestation	1	-	1	15.6	0	31.3	-	-	-	0	0	0
DEATHS												
14 Total, all ages	45	26	19	57	47	10
15 Under 1 year	3	3	-	46.9	93.8	0	6	4	2	60.6	51.3	95.2
16 Under 28 days	3	3	-	46.9	93.8	0	4	2	2	40.4	25.6	95.2
17 Deaths from immaturity	2	2	-	31.3	62.5	0	-	-	-	0	0	0
18 1-4 years **	-	-	-	-	-	-	1	1	-	-	-	-
19 Maternal deaths	-	-	-	0	0	0	-	-	-	0	0	0
CAUSE OF DEATH												
20 Dysentery (004,006,007,009)	-	-	-	1	-	1
21 Tuberculosis, all forms (010-019)	-	-	-	-	-	-
22 Meningococcal infections (036)	-	-	-	-	-	-
23 Acute infectious encephalitis (062-065)	-	-	-	-	-	-
24 Infectious Hepatitis (070)	-	-	-	-	-	-
25 Typhus and other rickettsioses (080-083)	-	-	-	-	-	-
26 Venereal disease (090-099)	-	-	-	-	-	-
27 All other diseases classified as Infective and parasitic (000-003, 005, 008, 020-035, 037-061, 066-069, 071-079, 084-089, 100-136)	1	-	1	-	-	-
28 Malignant neoplasms, including neoplasms of lymphatic and haematopoietic tissues (140-209)	3	3	-	8	7	1
29 Benign neoplasms and neoplasms of unspecified nature (210-239)	-	-	-	-	-	-
30 Diabetes Mellitus (250)	1	1	-	2	2	-
31 Avitaminoses & other nutritional deficiency (260-269)	-	-	-	-	-	-
32 Anemias (280-285)	1	-	1	-	-	-
33 Nonmeningococcal meningitis (320)	-	-	-	-	-	-
34 Acute rheumatic fever (390-392)	-	-	-	1	1	-
35 Chronic rheumatic heart disease (393-398)	-	-	-	-	-	-
36 Hypertensive disease (400-404)	1	1	-	-	-	-
37 Ischaemic heart disease (410-414)	8	5	3	15	10	5
38 Other forms of heart disease (420-429)	3	-	3	1	1	-
39 Cerebrovascular disease (430-438)	9	5	4	10	9	1
40 General arteriosclerosis (440)	1	-	1	-	-	-
41 Other diseases of arteries, arterioles, & capillaries (441-448)	-	-	-	-	-	-
42 Influenza (470-474)	-	-	-	-	-	-
43 Pneumonia (480-486)	1	-	1	4	4	-
44 Bronchitis, emphysema and asthma (466, 490-493)	3	2	1	-	-	-
45 Other diseases of the respiratory system (460-465, 500-519)	1	1	-	-	-	-
46 Peptic ulcer (531-533)	-	-	-	-	-	-
47 Appendicitis (540-543)	-	-	-	-	-	-
48 Intestinal obstruction and hernia (550-553, 560)	-	-	-	-	-	-
49 Gastritis, duodenitis, enteritis & colitis (535, 561, 563)	-	-	-	-	-	-
50 Cirrhosis of liver (571)	1	1	-	-	-	-
51 Nephritis and nephrosis (580-584)	-	-	-	-	-	-
52 Hyperplasia of prostate (600)	-	-	-	-	-	-
53 Complications of pregnancy, childbirth and the puerperium (630-678)	-	-	-	-	-	-
54 Congenital anomalies (740-759)	-	-	-	2	1	1
55 Birth injuries, difficult labor and other anoxic and hypoxic conditions (764-768, 772, 776)	1	1	-	1	1	-
56 Other causes of neonatal mortality (760-763, 769-771, 773-775, 777-779)	2	2	-	-	-	-
57 Symptoms and ill-defined conditions (780-796)	3	1	2	-	-	-
58 All other diseases (residual)	1	-	1	6	6	-
59 Motor vehicle accidents (E810-E823)	1	1	-	1	1	-
60 All other accidents (E800-E807, E825-E949)	2	1	1	4	3	1
61 Suicides (E950-E959)	1	1	-	-	-	-
62 Homicides (E960-E-969)	-	-	-	1	1	-
63 Legal Intervention (E970-E978)	-	-	-	-	-	-
64 All other external injuries (E980-E999)	-	-	-	-	-	-

TABLE XIV VITAL STATISTICS, BY CITY, BY RACE, GEORGIA, 1968

ITEM	HINESVILLE						HOGANSVILLE					
	Number			Rate or Ratio*			Number			Rate or Ratio*		
	Total	White	Non-White	Total	White	Non-White	Total	White	Non-White	Total	White	Non-White
1 Estimated population as of July 1,												
LIVE BIRTHS												
2 Total	164	146	18	52	24	28
3 Delivered in hospital	162	146	16	98.8%	100.0%	88.9%	46	24	22	88.5%	100.0%	78.6%
4 Delivered in home by physician	-	-	-	0%	0%	0%	-	-	-	0%	0%	0%
5 Delivered by midwife	2	-	2	1.2%	0%	11.1%	6	-	6	11.5%	0%	21.4%
6 Other deliveries	-	-	-	0%	0%	0%	-	-	-	0%	0%	0%
7 Immature births	9	6	3	54.9	41.1	166.7	4	2	2	76.9	83.3	71.4
8 Live births to unwed mothers	4	1	3	24.4	6.8	166.7	10	1	9	192.3	41.7	321.4
FETAL DEATHS												
9 Total	18	16	2	109.8	109.6	111.1	1	-	1	19.2	0	35.7
10 Under 20 weeks gestation	16	15	1	97.6	102.7	55.6	1	-	1	19.2	0	35.7
11 20-27 weeks gestation	1	1	-	6.1	6.8	0	-	-	-	0	0	0
12 28 weeks and more	-	-	-	0	0	0	-	-	-	0	0	0
13 Unknown length of gestation	1	-	1	6.1	0	55.6	-	-	-	0	0	0
DEATHS												
14 Total, all ages	24	16	8	44	31	13
15 Under 1 year	2	-	2	12.2	0	111.1	-	-	-	0	0	0
16 Under 28 days	1	-	1	6.1	0	55.6	-	-	-	0	0	0
17 Deaths from immaturity	-	-	-	0	0	0	-	-	-	0	0	0
18 1-4 years **	-	-	-	-	-	-	1	-	1	-	-	-
19 Maternal deaths	-	-	-	0	0	0	-	-	-	0	0	0
CAUSE OF DEATH												
20 Dysentery (004,006,007,009)	-	-	-	1	-	1
21 Tuberculosis, all forms (010-019)	-	-	-	-	-	-
22 Meningococcal infections (036)	-	-	-	-	-	-
23 Acute infectious encephalitis (062-065)	-	-	-	-	-	-
24 Infectious Hepatitis (070)	-	-	-	-	-	-
25 Typhus and other rickettsioses (080-083)	-	-	-	-	-	-
26 Venereal disease (090-099)	-	-	-	-	-	-
27 All other diseases classified as infective and parasitic (000-003, 005, 008, 020-035, 037-061, 066-069, 071-079, 084-089, 100-136)	1	-	1	-	-	-
28 Malignant neoplasms, including neoplasms of lymphatic and haematopoietic tissues (140-209)	4	4	-	6	5	1
29 Benign neoplasms and neoplasms of unspecified nature (210-239)	-	-	-	-	-	-
30 Diabetes Mellitus (250)	-	-	-	-	-	-
31 Avitaminoses & other nutritional deficiency (260-269)	-	-	-	-	-	-
32 Anemias (280-285)	-	-	-	-	-	-
33 Nonmeningococcal meningitis (320)	-	-	-	-	-	-
34 Active rheumatic fever (390-392)	-	-	-	-	-	-
35 Chronic rheumatic heart disease (393-398)	-	-	-	-	-	-
36 Hypertensive disease (400-404)	-	-	-	-	-	-
37 Ischaemic heart disease (410-414)	5	3	2	12	12	-
38 Other forms of heart disease (420-429)	-	-	-	-	-	-
39 Cerebrovascular disease (430-438)	3	2	1	16	6	10
40 General arteriosclerosis (440)	-	-	-	1	1	-
41 Other diseases of arteries, arterioles, & capillaries (441-448)	-	-	-	-	-	-
42 Influenza (470-474)	-	-	-	-	-	-
43 Pneumonia (480-486)	2	-	2	1	-	1
44 Bronchitis, emphysema and asthma (466, 490-493)	-	-	-	-	-	-
45 Other diseases of the respiratory system (460-465, 500-519)	-	-	-	-	-	-
46 Peptic ulcer (531-533)	-	-	-	-	-	-
47 Appendicitis (540-543)	-	-	-	1	1	-
48 Intestinal obstruction and hernia (550-553, 560)	1	-	1	-	-	-
49 Gastritis, duodenitis, enteritis & colitis (535, 561, 563)	-	-	-	-	-	-
50 Cirrhosis of liver (571)	1	1	-	1	1	-
51 Nephritis and nephrosis (580-584)	-	-	-	-	-	-
52 Hyperplasia of prostate (600)	-	-	-	-	-	-
53 Complications of pregnancy, childbirth and the puerperium (630-678)	-	-	-	-	-	-
54 Congenital anomalies (740-759)	-	-	-	-	-	-
55 Birth injuries, difficult labor and other anoxic and hypoxic conditions (764-768, 772, 776)	-	-	-	-	-	-
56 Other causes of neonatal mortality (760-763, 769-771, 773-775, 777-779)	-	-	-	-	-	-
57 Symptoms and ill-defined conditions (780-796)	1	-	1	-	-	-
58 All other diseases (residual)	2	2	-	3	3	-
59 Motor vehicle accidents (E810-E823)	2	2	-	-	-	-
60 All other accidents (E800-E807, E825-E949)	2	2	-	1	1	-
61 Suicides (E950-E959)	-	-	-	-	-	-
62 Homicides (E960-E-969)	-	-	-	1	1	-
63 Legal intervention (E970-E978)	-	-	-	-	-	-
64 All other external injuries (E980-E999)	-	-	-	-	-	-

TABLE XIV VITAL STATISTICS, BY CITY , BY RACE, GEORGIA, 1968

ITEM	HOMERVILLE						JACKSON					
	Number			Rate or Ratio*			Number			Rate or Ratio*		
	Total	White	Non-White	Total	White	Non-White	Total	White	Non-White	Total	White	Non-White
1 Estimated population as of July 1,												
LIVE BIRTHS												
2 Total	84	49	35	69	31	38
3 Delivered in hospital	83	49	34	98.8%	100.0%	97.1%	63	31	32	91.3%	100.0%	84.2%
4 Delivered in home by physician	1	-	1	1.2%	0%	2.9%	-	-	-	0%	0%	0%
5 Delivered by midwife	-	-	-	0%	0%	0%	6	-	6	8.7%	0%	15.8%
6 Other deliveries	-	-	-	0%	0%	0%	-	-	-	0%	0%	0%
7 Immature births	7	3	4	83.3	61.2	114.3	7	1	6	101.4	32.3	157.9
8 Live births to unwed mothers	7	-	7	83.3	0	200.0	9	-	9	130.4	0	236.8
FETAL DEATHS												
9 Total	4	2	2	47.6	40.8	57.1	3	2	1	43.5	64.5	26.3
10 Under 20 weeks gestation	-	-	-	0	0	0	1	1	-	14.5	32.3	0
11 20-27 weeks gestation	1	-	1	11.9	0	28.6	1	1	-	14.5	32.3	0
12 28 weeks and more	2	1	1	23.8	20.4	28.6	1	-	1	14.5	0	26.3
13 Unknown length of gestation	1	1	-	11.9	20.4	0	-	-	-	0	0	0
DEATHS												
14 Total, all ages	29	21	8	44	34	10
15 Under 1 year	5	1	4	59.5	20.4	114.3	-	-	-	0	0	0
16 Under 28 days	3	1	2	35.7	20.4	57.1	-	-	-	0	0	0
17 Deaths from immaturity	1	-	1	11.9	0	28.6	-	-	-	0	0	0
18 1-4 years **	1	-	1	-	-	-	-	-	-	-	-	-
19 Maternal deaths	-	-	-	0	0	0	-	-	-	0	0	0
CAUSE OF DEATH												
20 Dysentery (004,006,007,009)	-	-	-	-	-	-
21 Tuberculosis, all forms (010-019)	1	1	-	-	-	-
22 Meningococcal infections (036)	-	-	-	-	-	-
23 Acute Infectious encephalitis (062-065)	-	-	-	-	-	-
24 Infectious Hepatitis (070)	-	-	-	-	-	-
25 Typhus and other rickettsioses (080-083)	-	-	-	-	-	-
26 Venereal disease (090-099)	-	-	-	-	-	-
27 All other diseases classified as infective and parasitic (000-003, 005, 008, 020-035, 037-061, 066-069, 071-079, 084-089, 100-136)	-	-	-	-	-	-
28 Malignant neoplasms, including neoplasms of lymphatic and haematopoietic tissues (140-209)	5	4	1	2	1	1
29 Benign neoplasms and neoplasms of unspecified nature (210-239)	-	-	-	-	-	-
30 Diabetes Mellitus (250)	-	-	-	-	-	-
31 Avitaminoses & other nutritional deficiency (260-269)	-	-	-	-	-	-
32 Anemias (280-285)	-	-	-	-	-	-
33 Nonmeningococcal meningitis (320)	-	-	-	-	-	-
34 Active rheumatic fever (390-392)	-	-	-	-	-	-
35 Chronic rheumatic heart disease (393-398)	-	-	-	-	-	-
36 Hypertensive disease (400-404)	-	-	-	-	-	-
37 Ischaemic heart disease (410-414)	4	4	-	25	20	5
38 Other forms of heart disease (420-429)	-	-	-	1	1	-
39 Cerebrovascular disease (430-438)	3	3	-	2	1	1
40 General arteriosclerosis (440)	1	1	-	-	-	-
41 Other diseases of arteries, arterioles, & capillaries (441-448)	-	-	-	-	-	-
42 Influenza (470-474)	-	-	-	-	-	-
43 Pneumonia (480-486)	3	1	2	4	4	-
44 Bronchitis, emphysema and asthma (466, 490-493)	-	-	-	-	-	-
45 Other diseases of the respiratory system (460-465, 500-519)	-	-	-	-	-	-
46 Peptic ulcer (531-533)	1	1	-	-	-	-
47 Appendicitis (540-543)	-	-	-	-	-	-
48 Intestinal obstruction and hernia (550-553, 560)	-	-	-	1	1	-
49 Gastritis, duodenitis, enteritis & colitis (535, 561, 563)	-	-	-	-	-	-
50 Cirrhosis of liver (571)	1	1	-	1	1	-
51 Nephritis and nephrosis (580-584)	-	-	-	-	-	-
52 Hyperplasia of prostate (600)	-	-	-	-	-	-
53 Complications of pregnancy, childbirth and the puerperium (630-678)	-	-	-	-	-	-
54 Congenital anomalies (740-759)	-	-	-	-	-	-
55 Birth injuries, difficult labor and other anoxic and hypoxic conditions (764-768, 772, 776)	1	-	1	-	-	-
56 Other causes of neonatal mortality (760-763, 769-771, 773-775, 777-779)	2	1	1	-	-	-
57 Symptoms and ill-defined conditions (780-796)	1	-	1	-	-	-
58 All other diseases (residual)	1	1	-	3	1	2
59 Motor vehicle accidents (E810-E823)	-	-	-	3	2	1
60 All other accidents (E800-E807, E825-E949)	3	1	2	1	1	-
61 Suicides (E950-E959)	1	1	-	1	1	-
62 Homicides (E960-E-969)	1	1	-	-	-	-
63 Legal intervention (E970-E978)	-	-	-	-	-	-
64 All other external injuries (E990-E999)	-	-	-	-	-	-

TABLE XIV VITAL STATISTICS, BY CITY, BY RACE, GEORGIA, 1968

ITEM	JESUP						JONESBORO						
	Number			Rate or Ratio*			Number			Rate or Ratio*			
	Total	White	Non-White	Total	White	Non-White	Total	White	Non-White	Total	White	Non-White	
1 Estimated population as of July 1,													1
LIVE BIRTHS													2
2 Total	207	155	52	82	69	13	3
3 Delivered in hospital	207	155	52	100.0%	100.0%	100.0%	82	69	13	100.0%	100.0%	100.0%	4
4 Delivered in home by physician	-	-	-	0%	0%	0%	-	-	-	0%	0%	0%	5
5 Delivered by midwife	-	-	-	0%	0%	0%	-	-	-	0%	0%	0%	6
6 Other deliveries	-	-	-	0%	0%	0%	-	-	-	0%	0%	0%	7
7 Immature births	18	12	6	87.0	77.4	115.4	6	3	3	73.2	43.5	230.8	8
8 Live births to unwed mothers	23	6	17	111.1	38.7	326.9	9	6	3	109.8	87.0	230.8	9
FETAL DEATHS													10
9 Total	6	5	1	29.0	32.3	19.2	10	8	2	122.0	115.9	153.8	11
10 Under 20 weeks gestation	3	3	-	14.5	19.4	0	6	5	1	73.2	72.5	76.9	12
11 20-27 weeks gestation	3	2	1	14.5	12.9	19.2	1	1	-	12.2	14.5	0	13
12 28 weeks and more	-	-	-	0	0	0	2	2	-	24.4	29.0	0	14
13 Unknown length of gestation	-	-	-	0	0	0	1	-	1	12.2	0	76.9	15
DEATHS													16
14 Total, all ages	83	62	21	47	37	10	17
15 Under 1 year	5	4	1	24.2	25.8	19.2	3	2	1	36.6	29.0	76.9	18
16 Under 28 days	4	3	1	19.3	19.4	19.2	3	2	1	36.6	29.0	76.9	19
17 Deaths from immaturity	1	1	-	4.8	6.5	0	-	-	-	0	0	0	20
18 1-4 years **	1	1	-	-	-	-	1	1	-	-	-	-	21
19 Maternal deaths	-	-	-	0	0	0	-	-	-	0	0	0	22
CAUSE OF DEATH													23
20 Dysentery (004,006,007,009)	-	-	-	-	-	-	24
21 Tuberculosis, all forms (010-019)	-	-	-	-	-	-	25
22 Meningococcal Infections (036)	-	-	-	-	-	-	26
23 Acute infectious encephalitis (062-065)	-	-	-	-	-	-	27
24 Infectious Hepatitis (070)	-	-	-	-	-	-	28
25 Typhus and other rickettsioses (080-083)	-	-	-	-	-	-	29
26 Venereal disease (090-099)	-	-	-	-	-	-	30
27 All other diseases classified as Infective and parasitic (000-003, 005, 008, 020-025, 037-061, 066-069, 071-079, 084-089, 100-136)	-	-	-	-	-	-	31
28 Malignant neoplasms, including neoplasms of lymphatic and haematopoietic tissues (140-209)	14	11	3	11	8	3	32
29 Benign neoplasms and neoplasms of unspecified nature (210-239)	-	-	-	1	-	1	33
30 Diabetes Mellitus (250)	-	-	-	-	-	-	34
31 Avitaminoses & other nutritional deficiency (260-269)	-	-	-	-	-	-	35
32 Anemias (280-285)	-	-	-	-	-	-	36
33 Nonmeningococcal meningitis (320)	-	-	-	1	1	-	37
34 Active rheumatic fever (390-392)	-	-	-	-	-	-	38
35 Chronic rheumatic heart disease (393-398)	1	1	-	-	-	-	39
36 Hypertensive disease (400-404)	3	1	2	1	1	-	40
37 Ischaemic heart disease (410-414)	23	18	5	10	9	1	41
38 Other forms of heart disease (420-429)	1	1	-	1	1	-	42
39 Cerebrovascular disease (430-438)	13	10	3	4	2	2	43
40 General arteriosclerosis (440)	2	2	-	-	-	-	44
41 Other diseases of arteries, arterioles, & capillaries (441-448)	-	-	-	-	-	-	45
42 Influenza (470-474)	1	1	-	-	-	-	46
43 Pneumonia (480-486)	7	5	2	2	2	-	47
44 Bronchitis, emphysema and asthma (466, 490-493)	1	1	-	-	-	-	48
45 Other diseases of the respiratory system (460-465, 500-519)	1	1	-	-	-	-	49
46 Peptic ulcer (531-533)	1	-	1	-	-	-	50
47 Appendicitis (540-543)	-	-	-	-	-	-	51
48 Intestinal obstruction and hernia (550-553, 560)	-	-	-	-	-	-	52
49 Gastritis, duodenitis, enteritis & colitis (535, 561, 563)	-	-	-	-	-	-	53
50 Cirrhosis of liver (570)	-	-	-	-	-	-	54
51 Nephritis and nephrosis (580-584)	1	1	-	-	-	-	55
52 Hypertrophy of prostate (600)	-	-	-	-	-	-	56
53 Complications of pregnancy, childbirth and the puerperium (630-678)	1	1	-	2	2	-	57
54 Congenital anomalies (740-759)	1	1	-	1	-	1	58
55 Birth injuries, difficult labor and other anoxic and hypoxic conditions (764-768, 772, 776)	2	1	1	1	-	1	59
56 Other causes of neonatal mortality (760-763, 769-771, 773-775, 777-779)	1	1	-	-	-	-	60
57 Symptoms and ill-defined conditions (780-796)	-	-	-	1	-	1	61
58 All other diseases (residual)	2	1	1	6	6	-	62
59 Motor vehicle accidents (E810-E823)	3	2	1	4	3	1	63
60 All other accidents (E800-E807, E825-E849)	3	2	1	1	1	-	64
61 Suicides (E950-E959)	-	-	-	1	1	-	65
62 Homicides (E960-E-999)	2	1	1	-	-	-	66
63 Legal intervention (E970-E978)	-	-	-	-	-	-	67
64 All other external injuries (E980-E999)	-	-	-	-	-	-	68

TABLE XIV VITAL STATISTICS, BY CITY, BY RACE, GEORGIA, 1968

ITEM	LAFAYETTE						LAGRANGE						
	Number			Rate or Ratio*			Number			Rate or Ratio*			
	Total	White	Non-White	Total	White	Non-White	Total	White	Non-White	Total	White	Non-White	
1 Estimated population as of July 1,													1
LIVE BIRTHS													
2 Total	134	125	9	441	253	188	2
3 Delivered in hospital	134	125	9	100.0%	100.0%	100.0%	407	253	154	92.3%	100.0%	81.9%	3
4 Delivered in home by physician	-	-	-	0%	0%	0%	5	-	5	1.1%	0%	2.7%	4
5 Delivered by midwife	-	-	-	0%	0%	0%	27	-	27	6.1%	0%	14.4%	5
6 Other deliveries	-	-	-	0%	0%	0%	2	-	2	0.5%	0%	1.1%	6
7 Immature births	12	11	1	89.6	88.0	111.1	34	12	22	77.1	47.4	117.0	7
8 Live births to unwed mothers	11	9	2	82.1	72.0	222.2	76	11	65	172.3	43.5	345.7	8
FETAL DEATHS													
9 Total	1	-	1	7.5	0	111.1	15	8	7	34.0	31.6	37.2	9
10 Under 20 weeks gestation	1	-	1	7.5	0	111.1	9	6	3	20.4	23.7	16.0	10
11 20-27 weeks gestation	-	-	-	0	0	0	2	-	2	4.5	0	10.6	11
12 28 weeks and more	-	-	-	0	0	0	4	2	2	9.1	7.9	10.6	12
13 Unknown length of gestation	-	-	-	0	0	0	-	-	-	0	0	0	13
DEATHS													
14 Total, all ages	55	50	5	321	191	130	14
15 Under 1 year	2	2	-	14.9	16.0	0	15	7	8	34.0	27.7	42.6	15
16 Under 28 days	1	1	-	7.5	8.0	0	8	4	4	18.1	15.8	21.3	16
17 Deaths from immaturity	-	-	-	0	0	0	1	-	1	2.3	0	5.3	17
18 1-4 years **	-	-	-	-	-	-	5	-	5	-	-	-	18
19 Maternal deaths	-	-	-	0	0	0	1	-	1	22.7	0	53.2	19
CAUSE OF DEATH													
20 Dysentery (004,006,007,009)	-	-	-	1	1	-	20
21 Tuberculosis, all forms (010-019)	2	1	1	1	-	1	21
22 Meningococcal infections (036)	-	-	-	-	-	-	22
23 Acute infectious encephalitis (062-065)	-	-	-	-	-	-	23
24 Infectious Hepatitis (070)	-	-	-	-	-	-	24
25 Typhus and other rickettsioses (080-083)	-	-	-	-	-	-	25
26 Venereal disease (090-099)	-	-	-	-	-	-	26
27 All other diseases classified as infective and parasitic (000-003, 005, 008, 020-035, 037-061, 066-069, 071-079, 084-089, 100-136)	-	-	-	-	-	-	27
28 Malignant neoplasms, including neoplasms of lymphatic and haematopoietic tissues (140-209)	5	5	-	44	34	10	28
29 Benign neoplasms and neoplasms of unspecified nature (210-239)	-	-	-	1	1	-	29
30 Diabetes Mellitus (250)	2	2	-	3	2	1	30
31 Avitaminoses & other nutritional deficiency (260-269)	1	1	-	1	1	-	31
32 Anemias (280-285)	-	-	-	2	2	-	32
33 Nonmeningococcal meningitis (320)	-	-	-	1	-	1	33
34 Active rheumatic fever (390-392)	-	-	-	-	-	-	34
35 Chronic rheumatic heart disease (393-398)	-	-	-	2	1	1	35
36 Hypertensive disease (400-404)	2	2	-	13	2	11	36
37 Ischaemic heart disease (410-414)	20	19	1	108	71	37	37
38 Other forms of heart disease (420-429)	3	2	1	9	2	7	38
39 Cerebrovascular disease (430-438)	2	1	1	49	26	23	39
40 General arteriosclerosis (440)	2	2	-	3	2	1	40
41 Other diseases of arteries, arterioles, & capillaries (441-448)	1	1	-	3	2	1	41
42 Influenza (470-474)	-	-	-	1	1	-	42
43 Pneumonia (480-486)	2	2	-	16	10	6	43
44 Bronchitis, emphysema and asthma (466, 490-493)	1	1	-	5	2	3	44
45 Other diseases of the respiratory system (460-465, 500-519)	1	1	-	3	3	-	45
46 Peptic ulcer (531-533)	-	-	-	1	1	-	46
47 Appendicitis (540-543)	1	1	-	-	-	-	47
48 Intestinal obstruction and hernia (550-553, 560)	-	-	-	3	2	1	48
49 Gastritis, duodenitis, enteritis & colitis (535, 561, 563)	-	-	-	-	-	-	49
50 Cirrhosis of liver (571)	-	-	-	1	-	1	50
51 Nephritis and nephrosis (580-584)	-	-	-	4	-	4	51
52 Hyperplasia of prostate (600)	1	-	1	-	-	-	52
53 Complications of pregnancy, childbirth and the puerperium (630-678)	-	-	-	1	-	1	53
54 Congenital anomalies (740-759)	-	-	-	2	2	-	54
55 Birth injuries, difficult labor and other anoxic and hypoxic conditions (764-768, 772, 776)	1	1	-	3	1	2	55
56 Other causes of neonatal mortality (760-763, 769-771, 773-775, 777-779)	-	-	-	2	1	1	56
57 Symptoms and ill-defined conditions (780-796)	1	1	-	-	-	-	57
58 All other diseases (residual)	5	5	-	17	11	6	58
59 Motor vehicle accidents (E810-E823)	2	2	-	9	7	2	59
60 All other accidents (E800-E807, E825-E949)	-	-	-	6	1	5	60
61 Suicides (E950-E959)	-	-	-	-	-	-	61
62 Homicides (E960-E969)	-	-	-	6	2	4	62
63 Legal Intervention (E970-E978)	-	-	-	-	-	-	63
64 All other external injuries (E980-E999)	-	-	-	-	-	-	64

TABLE XIV VITAL STATISTICS, BY CITY, BY RACE, GEORGIA, 1968

ITEM	LAWRENCEVILLE						LYONS						
	Number			Rate or Ratio*			Number			Rate or Ratio*			
	Total	White	Non-White	Total	White	Non-White	Total	White	Non-White	Total	White	Non-White	
1 Estimated population as of July 1,													1
LIVE BIRTHS													
2 Total	117	99	18	67	44	23	2
3 Delivered in hospital	117	99	18	100.0%	100.0%	100.0%	55	44	11	82.1%	100.0%	47.8%	3
4 Delivered in home by physician	-	-	-	0%	0%	0%	-	-	-	0%	0%	0%	4
5 Delivered by midwife	-	-	-	0%	0%	0%	12	-	12	17.9%	0%	52.2%	5
6 Other deliveries	-	-	-	0%	0%	0%	-	-	-	0%	0%	0%	6
7 Immature births	7	6	1	59.8	60.6	55.6	6	1	5	89.6	22.7	217.4	7
8 Live births to unwed mothers	5	3	2	42.7	30.3	111.1	10	4	6	149.3	90.9	260.9	8
FETAL DEATHS													
9 Total	3	3	-	25.6	30.3	0	2	-	2	29.9	0	87.0	9
10 Under 20 weeks gestation	1	1	-	8.5	10.1	0	-	-	-	0	0	0	10
11 20-27 weeks gestation	-	-	-	0	0	0	-	-	-	0	0	0	11
12 28 weeks and more	1	1	-	8.5	10.1	0	2	-	2	29.9	0	87.0	12
13 Unknown length of gestation	1	1	-	8.5	10.1	0	-	-	-	0	0	0	13
DEATHS													
14 Total, all ages	51	42	9	54	33	21	14
15 Under 1 year	2	2	-	17.1	20.2	0	2	-	2	29.9	0	87.0	15
16 Under 28 days	1	1	-	8.5	10.1	0	-	-	-	0	0	0	16
17 Deaths from immaturity	1	1	-	8.5	10.1	0	-	-	-	0	0	0	17
18 1-4 years **	2	1	1	-	-	-	-	-	-	-	-	-	18
19 Maternal deaths	-	-	-	0	0	0	-	-	-	0	0	0	19
CAUSE OF DEATH													
20 Dysentery (004,006,007,009)	-	-	-	-	-	-	20
21 Tuberculosis, all forms (010-019)	-	-	-	-	-	-	21
22 Meningococcal infections (036)	-	-	-	-	-	-	22
23 Acute Infectious encephalitis (062-065)	-	-	-	-	-	-	23
24 Infectious Hepatitis (070)	-	-	-	-	-	-	24
25 Typhus and other rickettsioses (080-083)	-	-	-	-	-	-	25
26 Venereal disease (090-099)	-	-	-	-	-	-	26
27 All other diseases classified as Infective and parasitic (000-003, 005, 008, 020-035, 037-061, 066-069, 071-079, 084-089, 100-136)	-	-	-	-	-	-	27
28 Malignant neoplasms, including neoplasms of lymphatic and haematopoietic tissues (140-209)	4	4	-	3	3	-	28
29 Benign neoplasms and neoplasms of unspecified nature (210-239)	-	-	-	-	-	-	29
30 Diabetes Mellitus (250)	-	-	-	2	1	1	30
31 Avitaminoses & other nutritional deficiency (260-269)	-	-	-	-	-	-	31
32 Anemias (280-285)	-	-	-	-	-	-	32
33 Nonmeningococcal meningitis (320)	-	-	-	1	-	1	33
34 Active rheumatic fever (390-392)	-	-	-	-	-	-	34
35 Chronic rheumatic heart disease (393-398)	-	-	-	2	2	-	35
36 Hypertensive disease (400-404)	-	-	-	-	-	-	36
37 Ischaemic heart disease (410-414)	15	11	4	18	14	4	37
38 Other forms of heart disease (420-429)	1	1	-	2	1	1	38
39 Cerebrovascular disease (430-439)	14	13	1	5	1	4	39
40 General arteriosclerosis (440)	1	1	-	-	-	-	40
41 Other diseases of arteries, arterioles, & capillaries (441-448)	1	1	-	-	-	-	41
42 Influenza (470-474)	1	1	-	1	-	1	42
43 Pneumonia (480-486)	3	1	2	6	2	4	43
44 Bronchitis, emphysema and asthma (466, 490-493)	-	-	-	3	3	-	44
45 Other diseases of the respiratory system (460-465, 500-519)	-	-	-	-	-	-	45
46 Peptic ulcer (531-533)	-	-	-	-	-	-	46
47 Appendicitis (540-543)	-	-	-	-	-	-	47
48 Intestinal obstruction and hernia (550-553, 560)	-	-	-	-	-	-	48
49 Gastritis, duodenitis, enteritis & colitis (535, 561, 563)	-	-	-	-	-	-	49
50 Cirrhosis of liver (571)	1	-	1	-	-	-	50
51 Nephritis and nephrosis (580-584)	-	-	-	-	-	-	51
52 Hyperplasia of prostate (600)	-	-	-	-	-	-	52
53 Complications of pregnancy, childbirth and the puerperium (630-678)	-	-	-	-	-	-	53
54 Congenital anomalies (740-759)	-	-	-	-	-	-	54
55 Birth injuries, difficult labor and other anoxic and hypoxic conditions (764-768, 772, 776)	-	-	-	-	-	-	55
56 Other causes of neonatal mortality (760-763, 769-771, 773-775, 777-779)	1	1	-	-	-	-	56
57 Symptoms and ill-defined conditions (780-796)	-	-	-	1	-	1	57
58 All other diseases (residual)	2	2	-	2	1	1	58
59 Motor vehicle accidents (E810-E823)	5	5	-	4	4	-	59
60 All other accidents (E800-E807, E825-E949)	1	1	-	3	1	2	60
61 Suicides (E950-E959)	-	-	-	-	-	-	61
62 Homicides (E960-E-969)	1	-	1	1	-	1	62
63 Legal intervention (E970-E978)	-	-	-	-	-	-	63
64 All other external injuries (E980-E999)	-	-	-	-	-	-	64

TABLE XIV VITAL STATISTICS, BY CITY, BY RACE, GEORGIA, 1968

ITEM	MACON						MADISON						
	Number			Rate or Ratio*			Number			Rate or Ratio*			
	Total	White	Non-White	Total	White	Non-White	Total	White	Non-White	Total	White	Non-White	
1 Estimated population as of July 1,													1
LIVE BIRTHS													
2 Total	2,268	1,270	998	54	17	37	2
3 Delivered in hospital	2,254	1,267	987	99.4%	99.8%	98.9%	51	17	34	94.4%	100.0%	91.9%	3
4 Delivered in home by physician	13	3	10	0.6%	0.2%	1.0%	-	-	-	0%	0%	0%	4
5 Delivered by midwife	1	-	1	0.0%	0%	0.1%	3	-	3	5.6%	0%	8.1%	5
6 Other deliveries	-	-	-	0%	0%	0%	-	-	-	0%	0%	0%	6
7 Immature births	249	113	136	109.8	89.0	136.3	7	-	7	129.6	0	189.2	7
8 Live births to unwed mothers	342	37	305	150.8	29.1	305.6	7	-	7	129.6	0	189.2	8
FETAL DEATHS													
9 Total	49	20	29	21.6	15.7	29.1	-	-	-	0	0	0	9
10 Under 20 weeks gestation	10	4	6	4.4	3.1	6.0	-	-	-	0	0	0	10
11 20-27 weeks gestation	19	5	14	8.4	3.9	14.0	-	-	-	0	0	0	11
12 28 weeks and more	18	10	8	7.9	7.9	8.0	-	-	-	0	0	0	12
13 Unknown length of gestation	2	1	1	0.9	0.8	1.0	-	-	-	0	0	0	13
DEATHS													
14 Total, all ages	1,381	789	592	42	25	17	14
15 Under 1 year	70	37	33	30.9	29.1	33.1	2	1	1	37.0	58.8	27.0	15
16 Under 28 days	49	28	21	21.6	22.0	21.0	1	-	1	18.5	0	27.0	16
17 Deaths from immaturity	6	3	3	2.6	2.4	3.0	-	-	-	0	0	0	17
18 1-4 years **	9	2	7	-	-	-	-	-	-	-	-	-	18
19 Maternal deaths	-	-	-	0	0	0	-	-	-	0	0	0	19
CAUSE OF DEATH													
20 Dysentery (004,006,007,009)	2	1	1	-	-	-	20
21 Tuberculosis, all forms (010-019)	3	2	1	-	-	-	21
22 Meningococcal infections (036)	1	-	1	-	-	-	22
23 Acute infectious encephalitis (062-065)	-	-	-	-	-	-	23
24 Infectious Hepatitis (070)	2	1	1	-	-	-	24
25 Typhus and other rickettsioses (080-083)	-	-	-	-	-	-	25
26 Venereal disease (090-099)	-	-	-	-	-	-	26
27 All other diseases classified as infective and parasitic (000-003, 005, 008, 020-035, 037-061, 066-069, 071-079, 084-089, 100-136)	8	5	3	-	-	-	27
28 Malignant neoplasms, including neoplasms of lymphatic and hematopoietic tissues (140-209)	198	132	66	5	5	-	28
29 Benign neoplasms and neoplasms of unspecified nature (210-239)	6	1	5	-	-	-	29
30 Diabetes Mellitus (250)	27	14	13	-	-	-	30
31 Avitaminoses & other nutritional deficiency (260-269)	3	2	1	-	-	-	31
32 Anemias (280-285)	7	1	6	-	-	-	32
33 Nonmeningococcal meningitis (320)	1	-	1	-	-	-	33
34 Active rheumatic fever (390-392)	1	-	1	-	-	-	34
35 Chronic rheumatic heart disease (393-398)	10	6	4	-	-	-	35
36 Hypertensive disease (400-404)	19	10	9	3	-	3	36
37 Ischaemic heart disease (410-414)	404	235	169	16	10	6	37
38 Other forms of heart disease (420-429)	26	13	13	-	-	-	38
39 Cerebrovascular disease (430-438)	212	105	107	12	7	5	39
40 General arteriosclerosis (440)	57	42	15	-	-	-	40
41 Other diseases of arteries, arterioles, & capillaries (441-448)	15	11	4	-	-	-	41
42 Influenza (470-474)	1	1	-	1	1	-	42
43 Pneumonia (480-486)	44	21	23	2	1	1	43
44 Bronchitis, emphysema and asthma (466, 490-493)	15	13	2	-	-	-	44
45 Other diseases of the respiratory system (460-465, 500-519)	12	7	5	-	-	-	45
46 Peptic ulcer (531-533)	4	4	-	-	-	-	46
47 Appendicitis (540-543)	2	1	1	-	-	-	47
48 Intestinal obstruction and hernia (550-553, 560)	6	4	2	-	-	-	48
49 Gastritis, duodenitis, enteritis & colitis (535, 561, 563)	1	1	-	-	-	-	49
50 Cirrhosis of liver (571)	10	9	1	-	-	-	50
51 Nephritis and nephrosis (580-584)	14	1	13	1	-	1	51
52 Hyperplasia of prostate (600)	2	1	1	-	-	-	52
53 Complications of pregnancy, childbirth and the puerperium (630-678)	-	-	-	-	-	-	53
54 Congenital anomalies (740-759)	11	6	5	1	-	1	54
55 Birth injuries, difficult labor and other anoxic and hypoxic conditions (764-768, 772, 776)	30	17	13	-	-	-	55
56 Other causes of neonatal mortality (760-763, 769-771, 773-775, 777-779)	8	5	3	-	-	-	56
57 Symptoms and ill-defined conditions (780-796)	10	4	6	-	-	-	57
58 All other diseases (residual)	93	55	38	1	1	-	58
59 Motor vehicle accidents (E810-E823)	30	16	14	-	-	-	59
60 All other accidents (E800-E807, E825-E949)	32	18	14	-	-	-	60
61 Suicides (E950-E959)	18	14	4	-	-	-	61
62 Homicides (E960-E-969)	36	10	26	-	-	-	62
63 Legal intervention (E970-E978)	-	-	-	-	-	-	63
64 All other external injuries (E980-E999)	-	-	-	-	-	-	64

TABLE XIV VITAL STATISTICS, BY CITY, BY RACE, GEORGIA, 1968

ITEM	MANCHESTER						MARIETTA						
	Number			Rate or Ratio*			Number			Rate or Ratio*			
	Total	White	Non-White	Total	White	Non-White	Total	White	Non-White	Total	White	Non-White	
1 Estimated population as of July 1,													1
LIVE BIRTHS													
2 Total	95	52	43	572	482	90	2
3 Delivered in hospital	85	52	33	89.5%	100.0%	76.7%	565	476	89	98.8%	98.8%	98.9%	3
4 Delivered in home by physician	1	-	1	1.1%	0%	2.3%	6	5	1	1.0%	1.0%	1.1%	4
5 Delivered by midwife	9	-	9	9.5%	0%	20.9%	1	1	-	0.2%	0.2%	0%	5
6 Other deliveries	-	-	-	0%	0%	0%	-	-	-	0%	0%	0%	6
7 Immature births	12	5	7	126.3	96.2	162.8	54	39	15	94.4	80.9	166.7	7
8 Live births to unwed mothers	17	2	15	178.9	38.5	348.8	44	23	21	76.9	47.7	233.3	8
FETAL DEATHS													
9 Total	2	-	2	21.1	0	46.5	18	15	3	31.5	31.1	33.3	9
10 Under 20 weeks gestation	-	-	-	0	0	0	2	2	-	3.5	4.1	0	10
11 20-27 weeks gestation	1	-	1	10.5	0	23.3	3	2	1	5.2	4.1	11.1	11
12 28 weeks and more	-	-	-	0	0	0	4	3	1	7.0	6.2	11.1	12
13 Unknown length of gestation	1	-	1	10.5	0	23.3	9	8	1	15.7	16.6	11.1	13
DEATHS													
14 Total, all ages	49	32	17	266	203	63	14
15 Under 1 year	2	2	-	21.1	38.5	0	14	12	2	24.5	24.9	22.2	15
16 Under 28 days	2	2	-	21.1	38.5	0	12	10	2	21.0	20.7	22.2	16
17 Deaths from immaturity	1	1	-	10.5	19.2	0	2	2	-	3.5	4.1	0	17
18 1-4 years **	-	-	-	-	-	-	2	1	1	-	-	-	18
19 Maternal deaths	-	-	-	0	0	0	-	-	-	0	0	0	19
CAUSE OF DEATH													
20 Dysentery (004,006,007,009)	-	-	-	1	1	-	20
21 Tuberculosis, all forms (010-019)	-	-	-	-	-	-	21
22 Meningococcal infections (036)	-	-	-	-	-	-	22
23 Acute infectious encephalitis (062-065)	-	-	-	-	-	-	23
24 Infectious hepatitis (070)	-	-	-	-	-	-	24
25 Typhus and other rickettsioses (080-083)	-	-	-	-	-	-	25
26 Venereal disease (090-099)	-	-	-	-	-	-	26
27 All other diseases classified as infective and parasitic (000-003, 005, 008, 020-035, 037-051, 056-069, 071-079, 084-089, 100-136)	-	-	-	1	1	-	27
28 Malignant neoplasms, including neoplasms of lymphatic and hematopoietic tissues (140-209)	8	6	2	43	33	10	28
29 Benign neoplasms and neoplasms of unspecified nature (210-239)	-	-	-	-	-	-	29
30 Diabetes Mellitus (250)	-	-	-	6	6	-	30
31 Avitaminosis & other nutritional deficiency (260-269)	-	-	-	1	1	-	31
32 Anemias (280-285)	-	-	-	1	-	1	32
33 Nonmeningococcal meningitis (320)	1	-	1	-	-	-	33
34 Active rheumatic fever (390-392)	-	-	-	-	-	-	34
35 Chronic rheumatic heart disease (393-398)	-	-	-	1	-	1	35
36 Hypertensive disease (400-404)	1	1	-	5	2	3	36
37 Ischaemic heart disease (410-414)	23	17	6	70	57	13	37
38 Other forms of heart disease (420-429)	2	-	2	3	3	-	38
39 Cerebrovascular disease (430-438)	4	1	3	43	30	13	39
40 General arteriosclerosis (440)	1	-	1	3	2	1	40
41 Other diseases of arteries, arterioles, & capillaries (441-448)	1	1	-	1	1	-	41
42 Influenza (470-474)	-	-	-	3	1	2	42
43 Pneumonia (480-486)	3	1	2	6	4	2	43
44 Bronchitis, emphysema and asthma (465, 490-493)	-	-	-	6	5	1	44
45 Other diseases of the respiratory system (460-465, 500-519)	-	-	-	3	1	2	45
46 Peptic ulcer (531-533)	-	-	-	2	2	-	46
47 Appendicitis (540-543)	-	-	-	-	-	-	47
48 Intestinal obstruction and hernia (550-553, 560)	-	-	-	1	1	-	48
49 Gastritis, duodenitis, enteritis & colitis (535, 561, 563)	-	-	-	1	1	-	49
50 Cirrhosis of liver (571)	-	-	-	4	3	1	50
51 Nephritis and nephrosis (580-584)	-	-	-	-	-	-	51
52 Hyperplasia of prostate (600)	-	-	-	-	-	-	52
53 Complications of pregnancy, childbirth and the puerperium (630-678)	-	-	-	-	-	-	53
54 Congenital anomalies (740-753)	-	-	-	4	4	-	54
55 Birth injuries, difficult labor and other anoxic and hypoxic conditions (764-768, 772, 776)	-	-	-	2	2	-	55
56 Other causes of neonatal mortality (760-763, 769-771, 773-775, 777-779)	2	2	-	5	4	1	56
57 Symptoms and ill-defined conditions (780-796)	-	-	-	2	2	-	57
58 All other diseases (residual)	1	1	-	16	11	5	58
59 Motor vehicle accidents (E810-E823)	-	-	-	8	7	1	59
60 All other accidents (E800-E807, E825-E949)	2	2	-	14	11	3	60
61 Suicides (E950-E959)	-	-	-	5	5	-	61
62 Homicides (E960-E-969)	-	-	-	5	2	3	62
63 Legal Intervention (E970-E978)	-	-	-	-	-	-	63
64 All other external injuries (E980-E999)	-	-	-	-	-	-	64

TABLE XIV VITAL STATISTICS, BY CITY , BY RACE, GEORGIA, 1968

ITEM	MCRAE						MILLEDGEVILLE						
	Number			Rate or Ratio*			Number			Rate or Ratio*			
	Total	White	Non-White	Total	White	Non-White	Total	White	Non-White	Total	White	Non-White	
1 Estimated population as of July 1,													1
LIVE BIRTHS													
2 Total	62	29	33	269	129	140	2
3 Delivered in hospital	49	28	21	79.0%	96.6%	63.6%	258	128	130	95.9%	99.2%	92.9%	3
4 Delivered in home by physician	1	1	-	1.6%	3.4%	0%	1	1	-	0.4%	0.8%	0%	4
5 Delivered by midwife	12	-	12	19.4%	0%	36.4%	10	-	10	3.7%	0%	7.1%	5
6 Other deliveries	-	-	-	0%	0%	0%	-	-	-	0%	0%	0%	6
7 Immature births	5	1	4	80.6	34.5	121.2	31	11	20	115.2	85.3	142.9	7
8 Live births to unwed mothers	10	1	9	161.3	34.5	272.7	38	9	29	141.3	69.8	207.1	8
FETAL DEATHS													
9 Total	-	-	-	0	0	0	1	1	-	3.7	7.8	0	9
10 Under 20 weeks gestation	-	-	-	0	0	0	1	1	-	3.7	7.8	0	10
11 20-27 weeks gestation	-	-	-	0	0	0	-	-	-	0	0	0	11
12 28 weeks and more	-	-	-	0	0	0	-	-	-	0	0	0	12
13 Unknown length of gestation	-	-	-	0	0	0	-	-	-	0	0	0	13
DEATHS													
14 Total, all ages	49	34	15	174	99	75	14
15 Under 1 year	2	2	-	32.3	69.0	0	9	4	5	33.5	31.0	35.7	15
16 Under 28 days	2	2	-	32.3	69.0	0	5	4	1	18.6	31.0	7.1	16
17 Deaths from immaturity	-	-	-	0	0	0	-	-	-	0	0	0	17
18 1-4 years **	-	-	-	-	-	-	1	-	1	-	-	-	18
19 Maternal deaths	-	-	-	0	0	0	-	-	-	0	0	0	19
CAUSE OF DEATH													
20 Dysentery (004,006,007,009)	-	-	-	2	1	1	20
21 Tuberculosis, all forms (010-019)	-	-	-	-	-	-	21
22 Meningococcal Infections (030)	-	-	-	-	-	-	22
23 Acute Infectious encephalitis (062-065)	-	-	-	-	-	-	23
24 Infectious Hepatitis (070)	-	-	-	1	1	-	24
25 Typhus and other rickettsioses (080-083)	-	-	-	-	-	-	25
26 Venereal disease (090-099)	-	-	-	-	-	-	26
27 All other diseases classified as Infective and parasitic (000-003, 005, 008, 020-035, 037-061, 066-069, 071-079, 084-089, 100-136)	-	-	-	3	1	2	27
28 Malignant neoplasms, including neoplasms of lymphatic and haematopoietic tissues (140-209)	5	4	1	16	7	9	28
29 Benign neoplasms and neoplasms of unspecified nature (210-239)	-	-	-	-	-	-	29
30 Diabetes Mellitus (250)	1	1	-	3	2	1	30
31 Avitaminoses & other nutritional deficiency (260-269)	-	-	-	-	-	-	31
32 Anemias (280-285)	-	-	-	-	-	-	32
33 Nonmeningococcal meningitis (320)	-	-	-	1	-	1	33
34 Active rheumatic fever (390-392)	-	-	-	-	-	-	34
35 Chronic rheumatic heart disease (393-398)	-	-	-	-	-	-	35
36 Hypertensive disease (400-404)	1	-	1	1	-	1	36
37 Ischaemic heart disease (410-414)	13	12	1	62	43	19	37
38 Other forms of heart disease (420-429)	-	-	-	2	1	1	38
39 Cerebrovascular disease (430-438)	8	4	4	19	10	9	39
40 General arteriosclerosis (440)	2	2	-	2	2	-	40
41 Other diseases of arteries, arterioles, & capillaries (441-448)	-	-	-	1	1	-	41
42 Influenza (470-474)	-	-	-	1	-	1	42
43 Pneumonia (480-486)	4	3	1	16	9	7	43
44 Bronchitis, emphysema and asthma (466, 490-493)	2	2	-	1	1	-	44
45 Other diseases of the respiratory system (460-465, 500-519)	-	-	-	-	-	-	45
46 Peptic ulcer (531-533)	-	-	-	-	-	-	46
47 Appendicitis (540-543)	-	-	-	1	-	1	47
48 Intestinal obstruction and hernia (550-553, 560)	-	-	-	2	1	1	48
49 Gastritis, duodenitis, enteritis & colitis (535, 561, 563)	-	-	-	-	-	-	49
50 Cirrhosis of liver (571)	1	1	-	1	-	1	50
51 Nephritis and nephrosis (580-584)	-	-	-	2	-	2	51
52 Hyperplasia of prostate (600)	-	-	-	1	1	-	52
53 Complications of pregnancy, childbirth and the puerperium (630-678)	-	-	-	-	-	-	53
54 Congenital anomalies (740-759)	2	2	-	-	-	-	54
55 Birth injuries, difficult labor and other anoxic and hypoxic conditions (764-768, 772, 776)	-	-	-	4	3	1	55
56 Other causes of neonatal mortality (760-763, 769-771, 773-775, 777-779)	-	-	-	1	1	-	56
57 Symptoms and ill-defined conditions (780-796)	3	1	2	-	-	-	57
58 All other diseases (residual)	1	1	-	10	5	5	58
59 Motor vehicle accidents (E810-E823)	1	1	-	8	2	6	59
60 All other accidents (E800-E807, E825-E949)	4	1	3	7	2	5	60
61 Suicides (E950-E959)	-	-	-	3	3	-	61
62 Homicides (E960-E-969)	1	-	1	3	2	1	62
63 Legal intervention (E970-E978)	-	-	-	-	-	-	63
64 All other external injuries (E980-E999)	-	-	-	-	-	-	64

TABLE XIV VITAL STATISTICS, BY CITY, BY RACE, GEORGIA, 1968

ITEM	MILLEN						MONROE						
	Number			Rate or Ratio*			Number			Rate or Ratio*			
	Total	White	Non-White	Total	White	Non-White	Total	White	Non-White	Total	White	Non-White	
1 Estimated population as of July 1.													1
LIVE BIRTHS													
2 Total	54	22	32	148	78	70	2
3 Delivered in hospital	51	22	29	94.4%	100.0%	90.6%	147	77	70	99.3%	98.7%	100.0%	3
4 Delivered in home by physician	-	-	-	0%	0%	0%	1	1	-	0.7%	1.3%	0%	4
5 Delivered by midwife	3	-	3	5.6%	0%	9.4%	-	-	-	0%	0%	0%	5
6 Other deliveries	-	-	-	0%	0%	0%	-	-	-	0%	0%	0%	6
7 Immature births	2	1	1	37.0	45.5	31.3	14	8	6	94.6	102.6	85.7	7
8 Live births to unwed mothers	12	1	11	222.2	45.5	343.8	25	-	25	168.9	0	357.1	8
FETAL DEATHS													
9 Total	4	2	2	74.1	90.9	62.5	1	-	1	6.8	0	14.3	9
10 Under 20 weeks gestation	4	2	2	74.1	90.9	62.5	-	-	-	0	0	0	10
11 20-27 weeks gestation	-	-	-	0	0	0	-	-	-	0	0	0	11
12 28 weeks and more	-	-	-	0	0	0	1	-	1	6.8	0	14.3	12
13 Unknown length of gestation	-	-	-	0	0	0	-	-	-	0	0	0	13
DEATHS													
14 Total, all ages	43	24	19	75	53	22	14
15 Under 1 year	2	-	2	37.0	0	62.5	4	1	3	27.0	12.8	42.9	15
16 Under 28 days	1	-	1	18.5	0	31.3	-	-	-	0	0	0	16
17 Deaths from immaturity	-	-	-	0	0	0	-	-	-	0	0	0	17
18 1-4 years **	-	-	-	-	-	-	4	2	2	-	-	-	18
19 Maternal deaths	-	-	-	0	0	0	-	-	-	0	0	0	19
CAUSE OF DEATH													
20 Dysentery (004,006,007,009)	-	-	-	-	-	-	20
21 Tuberculosis, all forms (010-019)	-	-	-	-	-	-	21
22 Meningococcal infections (036)	-	-	-	-	-	-	22
23 Acute infectious encephalitis (062-065)	-	-	-	-	-	-	23
24 Infectious hepatitis (070)	-	-	-	-	-	-	24
25 Typhus and other rickettsioses (080-083)	-	-	-	-	-	-	25
26 Venereal disease (090-099)	-	-	-	-	-	-	26
27 All other diseases classified as infective and parasitic (000-003, 005, 008, 020-035, 037-061, 066-069, 071-079, 084-089, 100-136)	-	-	-	1	1	-	27
28 Malignant neoplasms, including neoplasms of lymphatic and hematopoietic tissues (140-209)	5	3	2	10	9	1	28
29 Benign neoplasms and neoplasms of unspecified nature (210-239)	-	-	-	1	-	1	29
30 Diabetes Mellitus (250)	2	2	-	1	-	1	30
31 Avitaminoses & other nutritional deficiency (260-269)	-	-	-	-	-	-	31
32 Anemias (280-285)	-	-	-	-	-	-	32
33 Nonmeningococcal meningitis (320)	-	-	-	-	-	-	33
34 Acute rheumatic fever (390-392)	-	-	-	-	-	-	34
35 Chronic rheumatic heart disease (393-398)	-	-	-	2	2	-	35
36 Hypertensive disease (400-404)	1	-	1	1	-	1	36
37 Ischaemic heart disease (410-414)	13	10	3	23	18	5	37
38 Other forms of heart disease (420-429)	1	-	1	2	2	-	38
39 Cerebrovascular disease (430-438)	9	3	6	10	4	6	39
40 General arteriosclerosis (440)	-	-	-	-	-	-	40
41 Other diseases of arteries, arterioles, & capillaries (441-448)	1	1	-	1	1	-	41
42 Influenza (470-474)	-	-	-	-	-	-	42
43 Pneumonia (480-486)	2	-	2	2	1	1	43
44 Bronchitis, emphysema and asthma (465, 490-493)	1	1	-	1	1	-	44
45 Other diseases of the respiratory system (460-465, 500-519)	-	-	-	1	1	-	45
46 Peptic ulcer (531-533)	-	-	-	-	-	-	46
47 Appendicitis (540-543)	-	-	-	-	-	-	47
48 Intestinal obstruction and hernia (550-553, 560)	-	-	-	-	-	-	48
49 Gastritis, duodenitis, enteritis & colitis (535, 561, 563)	-	-	-	-	-	-	49
50 Cirrhosis of liver (571)	1	1	-	-	-	-	50
51 Nephritis and nephrosis (580-584)	-	-	-	-	-	-	51
52 Hyperplasia of prostate (600)	-	-	-	-	-	-	52
53 Complications of pregnancy, childbirth and the puerperium (630-678)	-	-	-	-	-	-	53
54 Congenital anomalies (740-759)	-	-	-	-	-	-	54
55 Birth injuries, difficult labor and other anoxic and hypoxic conditions (764-768, 772, 776)	-	-	-	-	-	-	55
56 Other causes of neonatal mortality (760-763, 769-771, 773-775, 777-779)	-	-	-	-	-	-	56
57 Symptoms and ill-defined conditions (780-796)	2	1	1	-	-	-	57
58 All other diseases (residual)	2	1	1	5	4	1	58
59 Motor vehicle accidents (E810-E823)	-	-	-	5	4	1	59
60 All other accidents (E800-E807, E825-E949)	1	-	1	4	2	2	60
61 Suicides (E950-E959)	2	1	1	-	-	-	61
62 Homicides (E960-E-969)	-	-	-	5	3	2	62
63 Legal intervention (E970-E978)	-	-	-	-	-	-	63
64 All other external injuries (E980-E999)	-	-	-	-	-	-	64

TABLE XIV VITAL STATISTICS, BY CITY, BY RACE, GEORGIA, 1968

ITEM	MONTEZUMA						MOULTRIE						
	Number			Rate or Ratio*			Number			Rate or Ratio*			
	Total	White	Non-White	Total	White	Non-White	Total	White	Non-White	Total	White	Non-White	
1 Estimated population as of July 1,													1
LIVE BIRTHS													
2 Total	70	19	51	308	162	146	2
3 Delivered in hospital	52	19	33	74.3%	100.0%	64.7%	192	160	32	62.3%	98.8%	21.9%	3
4 Delivered in home by physician	-	-	-	0%	0%	0%	1	-	1	0.3%	0%	0.7%	4
5 Delivered by midwife	18	-	18	25.7%	0%	35.3%	115	2	113	37.3%	1.2%	77.4%	5
6 Other deliveries	-	-	-	0%	0%	0%	-	-	-	0%	0%	0%	6
7 Immature births	7	1	6	100.0	52.6	117.6	25	10	15	81.2	61.7	102.7	7
8 Live births to unwed mothers	25	-	25	357.1	0	490.2	46	6	40	149.4	37.0	274.0	8
FETAL DEATHS													
9 Total	2	1	1	28.6	52.6	19.6	11	3	8	35.7	18.5	54.8	9
10 Under 20 weeks gestation	1	-	1	14.3	0	19.6	-	-	-	0	0	0	10
11 20-27 weeks gestation	1	1	-	14.3	52.6	0	-	-	-	0	0	0	11
12 28 weeks and more	-	-	-	0	0	0	8	2	6	26.0	12.3	41.1	12
13 Unknown length of gestation	-	-	-	0	0	0	3	1	2	9.7	6.2	13.7	13
DEATHS													
14 Total, all ages	56	21	35	191	124	67	14
15 Under 1 year	1	1	-	14.3	52.6	0	11	3	8	35.7	18.5	54.8	15
16 Under 28 days	1	1	-	14.3	52.6	0	6	2	4	19.5	12.3	27.4	16
17 Deaths from immaturity	-	-	-	0	0	0	-	-	-	0	0	0	17
18 1-4 years **	2	-	2	0	0	0	1	-	1	0	0	0	18
19 Maternal deaths	-	-	-	0	0	0	-	-	-	0	0	0	19
CAUSE OF DEATH													
20 Dysentery (004,006,007,009)	2	-	2	-	-	-	20
21 Tuberculosis, all forms (010-019)	-	-	-	1	1	-	21
22 Meningococcal infections (036)	-	-	-	-	-	-	22
23 Acute infectious encephalitis (062-065)	-	-	-	-	-	-	23
24 Infectious Hepatitis (070)	-	-	-	-	-	-	24
25 Typhus and other rickettsioses (080-083)	-	-	-	-	-	-	25
26 Venereal disease (090-099)	-	-	-	-	-	-	26
27 All other diseases classified as infective and parasitic (000-003, 005, 008, 020-035, 037-061, 066-069, 071-079, 084-089, 100-136)	1	1	-	-	-	-	27
28 Malignant neoplasms, including neoplasms of lymphatic and haematopoietic tissues (140-209)	9	2	7	34	21	13	28
29 Benign neoplasms and neoplasms of unspecified nature (210-239)	-	-	-	-	-	-	29
30 Diabetes Mellitus (250)	-	-	-	1	1	-	30
31 Avitaminoses & other nutritional deficiency (260-269)	-	-	-	1	-	1	31
32 Anemias (280-285)	-	-	-	1	1	-	32
33 Nonmeningococcal meningitis (320)	-	-	-	-	-	-	33
34 Active rheumatic fever (390-392)	-	-	-	-	-	-	34
35 Chronic rheumatic heart disease (393-398)	-	-	-	1	1	-	35
36 Hypertensive disease (400-404)	3	1	2	14	7	7	36
37 Ischaemic heart disease (410-414)	19	10	9	41	31	10	37
38 Other forms of heart disease (420-429)	-	-	-	8	6	2	38
39 Cerebrovascular disease (430-438)	9	3	6	28	19	9	39
40 General arteriosclerosis (440)	1	1	-	5	4	1	40
41 Other diseases of arteries, arterioles, & capillaries (441-448)	-	-	-	-	-	-	41
42 Influenza (470-474)	-	-	-	1	-	1	42
43 Pneumonia (480-486)	2	1	1	10	6	4	43
44 Bronchitis, emphysema and asthma (466, 490-493)	-	-	-	3	1	2	44
45 Other diseases of the respiratory system (460-465, 500-519)	-	-	-	-	-	-	45
46 Peptic ulcer (531-533)	-	-	-	-	-	-	46
47 Appendicitis (540-543)	-	-	-	-	-	-	47
48 Intestinal obstruction and hernia (550-553, 560)	-	-	-	2	1	1	48
49 Gastritis, duodenitis, enteritis & colitis (535, 561, 563)	-	-	-	-	-	-	49
50 Cirrhosis of liver (571)	1	-	1	2	1	1	50
51 Nephritis and nephrosis (580-584)	1	-	1	-	-	-	51
52 Hyperplasia of prostate (600)	-	-	-	-	-	-	52
53 Complications of pregnancy, childbirth and the puerperium (630-678)	-	-	-	-	-	-	53
54 Congenital anomalies (740-750)	1	1	-	2	1	1	54
55 Birth injuries, difficult labor and other anoxic and hypoxic conditions (764-768, 772, 776)	-	-	-	4	1	3	55
56 Other causes of neonatal mortality (760-763, 769-771, 773-775, 777-779)	-	-	-	-	-	-	56
57 Symptoms and ill-defined conditions (780-796)	1	-	1	1	-	1	57
58 All other diseases (residual)	-	-	-	11	6	5	58
59 Motor vehicle accidents (E810-E823)	3	-	3	12	9	3	59
60 All other accidents (E800-E807, E825-E949)	1	-	1	7	5	2	60
61 Suicides (E950-E959)	2	1	1	-	-	-	61
62 Homicides (E960-E-969)	-	-	-	1	1	-	62
63 Legal intervention (E970-E978)	-	-	-	-	-	-	63
64 All other external injuries (E980-E999)	-	-	-	-	-	-	64

TABLE XIV VITAL STATISTICS, BY CITY, BY RACE, GEORGIA, 1968

ITEM	NASHVILLE						NEWNAN					
	Number			Rate or Ratio*			Number			Rate or Ratio*		
	Total	White	Non-White	Total	White	Non-White	Total	White	Non-White	Total	White	Non-White
1 Estimated population as of July 1,												
LIVE BIRTHS												
2 Total	65	51	14	216	126	90
3 Delivered in hospital	65	51	14	100.0%	100.0%	100.0%	193	125	68	89.4%	99.2%	75.6%
4 Delivered in home by physician	-	-	-	0%	0%	0%	1	-	1	0.5%	0%	1.1%
5 Delivered by midwife	-	-	-	0%	0%	0%	22	1	21	10.2%	0.8%	23.3%
6 Other deliveries	-	-	-	0%	0%	0%	-	-	-	0%	0%	0%
7 Immature births	3	1	2	46.2	19.6	142.9	18	11	7	83.3	87.3	77.8
8 Live births to unwed mothers	4	-	4	61.5	0	285.7	21	2	19	97.2	15.9	211.1
FETAL DEATHS												
9 Total	1	1	-	15.4	19.6	0	7	5	2	32.4	39.7	22.2
10 Under 20 weeks gestation	-	-	-	0	0	0	1	1	-	4.6	7.9	0
11 20-27 weeks gestation	1	1	-	15.4	19.6	0	4	3	1	18.5	23.8	11.1
12 28 weeks and more	-	-	-	0	0	0	2	1	1	9.3	7.9	11.1
13 Unknown length of gestation	-	-	-	0	0	0	-	-	-	0	0	0
DEATHS												
14 Total, all ages	49	47	2	139	80	59
15 Under 1 year	1	1	-	15.4	19.6	0	3	2	1	13.9	15.9	11.1
16 Under 28 days	1	1	-	15.4	19.6	0	2	2	-	9.3	15.9	0
17 Deaths from immaturity	1	1	-	0	0	0	1	1	-	4.6	7.9	0
18 1-4 years **	1	1	-	-	-	-	3	1	2	-	-	-
19 Maternal deaths	-	-	-	0	0	0	-	-	-	0	0	0
CAUSE OF DEATH												
20 Dysentery (004,006,007,009)	1	1	-	1	-	1
21 Tuberculosis, all forms (010-019)	-	-	-	-	-	-
22 Meningococcal infections (036)	-	-	-	-	-	-
23 Acute infectious encephalitis (062-065)	-	-	-	-	-	-
24 Infectious Hepatitis (070)	-	-	-	-	-	-
25 Typhus and other rickettsioses (080-083)	-	-	-	-	-	-
26 Venereal disease (090-099)	-	-	-	-	-	-
27 All other diseases classified as infective and parasitic (000-003, 005, 008, 020-035, 037-061, 066-069, 071-079, 084-089, 100-136)	-	-	-	-	-	-
28 Malignant neoplasms, including neoplasms of lymphatic and haematopoietic tissues (140-209)	4	4	-	11	9	2
29 Benign neoplasms and neoplasms of unspecified nature (210-239)	-	-	-	-	-	-
30 Diabetes Mellitus (250)	1	1	-	-	-	-
31 Avitaminoses & other nutritional deficiency (260-269)	-	-	-	1	-	1
32 Anemias (280-285)	1	1	-	1	1	-
33 Nonmeningococcal meningitis (020)	-	-	-	-	-	-
34 Active rheumatic fever (390-392)	-	-	-	-	-	-
35 Chronic rheumatic heart disease (393-398)	-	-	-	4	2	2
36 Hypertensive disease (400-404)	-	-	-	2	-	2
37 Ischaemic heart disease (410-414)	16	15	1	31	19	12
38 Other forms of heart disease (420-429)	-	-	-	4	1	3
39 Cerebrovascular disease (430-438)	8	8	-	24	12	12
40 General arteriosclerosis (440)	2	2	-	-	-	-
41 Other diseases of arteries, arterioles, & capillaries (441-448)	1	1	-	2	2	-
42 Influenza (470-474)	1	1	-	-	-	-
43 Pneumonia (480-486)	1	1	-	5	4	1
44 Bronchitis, emphysema and asthma (465, 490-493)	2	2	-	1	-	1
45 Other diseases of the respiratory system (460-465, 500-519)	-	-	-	-	-	-
46 Peptic ulcer (531-533)	-	-	-	1	1	-
47 Appendicitis (540-543)	-	-	-	-	-	-
48 Intestinal obstruction and hernia (550-553, 560)	1	1	-	1	1	-
49 Gastritis, duodenitis, enteritis & colitis (535, 561, 563)	-	-	-	-	-	-
50 Cirrhosis of liver (571)	1	1	-	-	-	-
51 Nephritis and nephrosis (580-584)	-	-	-	2	2	-
52 Hyperplasia of prostate (600)	-	-	-	-	-	-
53 Complications of pregnancy, childbirth and the puerperium (630-678)	-	-	-	-	-	-
54 Congenital anomalies (740-759)	-	-	-	-	-	-
55 Birth injuries, difficult labor and other anoxic and hypoxic conditions (764-768, 772, 776)	-	-	-	-	-	-
56 Other causes of neonatal mortality (760-763, 769-771, 773-775, 777-779)	1	1	-	2	2	-
57 Symptoms and ill-defined conditions (780-796)	1	1	-	14	4	10
58 All other diseases (residual)	4	4	-	16	12	4
59 Motor vehicle accidents (E810-E823)	-	-	-	7	5	2
60 All other accidents (E800-E807, E825-E949)	2	2	-	3	1	2
61 Suicides (E950-E959)	-	-	-	1	1	-
62 Homicides (E960-E-969)	1	-	1	4	-	4
63 Legal Intervention (E970-E978)	-	-	-	-	-	-
64 All other external injuries (E980-E999)	-	-	-	1	1	-

TABLE XIV VITAL STATISTICS, BY CITY, BY RACE, GEORGIA, 1968

ITEM	OCILLA						PELHAM						
	Number			Rate or Ratio*			Number			Rate or Ratio*			
	Total	White	Non-White	Total	White	Non-White	Total	White	Non-White	Total	White	Non-White	
1 Estimated population as of July 1,													1
LIVE BIRTHS													
2 Total	77	26	51	83	30	53	2
3 Delivered in hospital	53	26	27	68.8%	100.0%	52.9%	48	30	18	57.8%	100.0%	34.0%	3
4 Delivered in home by physician	-	-	-	0%	0%	0%	-	-	-	0%	0%	0%	4
5 Delivered by midwife	24	-	24	31.2%	0%	47.1%	35	-	35	42.2%	0%	66.0%	5
6 Other deliveries	-	-	-	0%	0%	0%	-	-	-	0%	0%	0%	6
7 Immature births	8	3	5	103.9	115.4	98.0	8	1	7	96.4	33.3	132.1	7
8 Live births to unwed mothers	20	-	20	259.7	0	392.2	7	-	7	84.3	0	132.1	8
FETAL DEATHS													
9 Total	3	2	1	39.0	76.9	19.6	9	4	5	108.4	133.3	94.3	9
10 Under 20 weeks gestation	1	1	-	13.0	38.5	0	5	4	1	60.2	133.3	18.9	10
11 20-27 weeks gestation	1	1	-	13.0	38.5	0	-	-	-	0	0	0	11
12 28 weeks and more	1	-	1	13.0	0	19.6	2	-	2	24.1	0	37.7	12
13 Unknown length of gestation	-	-	-	0	0	0	2	-	2	24.1	0	37.7	13
DEATHS													
14 Total, all ages	47	28	19	62	38	24	14
15 Under 1 year	2	1	1	26.0	38.5	19.6	4	-	4	48.2	0	75.5	15
16 Under 28 days	2	1	1	26.0	38.5	19.6	3	-	3	36.1	0	56.6	16
17 Deaths from immaturity	-	-	-	0	0	0	-	-	-	0	0	0	17
18 1-4 years **	2	1	1	-	-	-	1	-	1	-	-	-	18
19 Maternal deaths	-	-	-	0	0	0	-	-	-	0	0	0	19
CAUSE OF DEATH													
20 Dysentery (004,006,007,009)	-	-	-	-	-	-	20
21 Tuberculosis, all forms (010-019)	-	-	-	-	-	-	21
22 Meningococcal infections (036)	-	-	-	-	-	-	22
23 Acute infectious encephalitis (062-065)	-	-	-	-	-	-	23
24 Infectious hepatitis (070)	-	-	-	-	-	-	24
25 Typhus and other rickettsioses (080-083)	-	-	-	-	-	-	25
26 Venereal disease (090-099)	-	-	-	-	-	-	26
27 All other diseases classified as infective and parasitic (000-003, 005, 008, 020-035, 037-061, 066-069, 071-079, 084-089, 100-136)	1	-	1	-	-	-	27
28 Malignant neoplasms, including neoplasms of lymphatic and haematopoietic tissues (140-209)	4	1	3	9	8	1	28
29 Benign neoplasms and neoplasms of unspecified nature (210-239)	-	-	-	-	-	-	29
30 Diabetes Mellitus (250)	1	-	1	1	1	-	30
31 Avitaminosis & other nutritional deficiency (260-269)	-	-	-	-	-	-	31
32 Anemias (280-285)	-	-	-	-	-	-	32
33 Nonmeningococcal meningitis (320)	-	-	-	-	-	-	33
34 Active rheumatic fever (390-392)	-	-	-	-	-	-	34
35 Chronic rheumatic heart disease (393-398)	-	-	-	-	-	-	35
36 Hypertensive disease (400-404)	-	-	-	1	-	1	36
37 Ischaemic heart disease (410-414)	11	5	6	15	12	3	37
38 Other forms of heart disease (420-429)	-	-	-	-	-	-	38
39 Cerebrovascular disease (430-438)	10	8	2	10	5	5	39
40 General arteriosclerosis (440)	1	-	-	-	-	-	40
41 Other diseases of arteries, arterioles, & capillaries (441-448)	-	-	-	1	1	-	41
42 Influenza (470-474)	3	2	1	-	-	-	42
43 Pneumonia (480-486)	3	1	2	2	-	2	43
44 Bronchitis, emphysema and asthma (466, 490-493)	2	2	-	2	2	-	44
45 Other diseases of the respiratory system (460-465, 500-519)	1	-	1	-	-	-	45
46 Peptic ulcer (531-533)	-	-	-	-	-	-	46
47 Appendicitis (540-543)	-	-	-	-	-	-	47
48 Intestinal obstruction and hernia (550-553, 560)	1	1	-	-	-	-	48
49 Gastritis, duodenitis, enteritis & colitis (535, 561, 563)	-	-	-	-	-	-	49
50 Cirrhosis of liver (571)	-	-	-	1	1	-	50
51 Nephritis and nephrosis (580-584)	-	-	-	1	-	1	51
52 Hyperplasia of prostate (600)	-	-	-	-	-	-	52
53 Complications of pregnancy, childbirth and the puerperium (630-678)	-	-	-	-	-	-	53
54 Congenital anomalies (740-759)	1	1	-	4	-	4	54
55 Birth injuries, difficult labor and other anoxic and hypoxic conditions (764-768, 772, 776)	-	-	-	2	-	2	55
56 Other causes of neonatal mortality (760-763, 769-771, 773-775, 777-779)	-	-	-	-	-	-	56
57 Symptoms and ill-defined conditions (780-796)	-	-	-	1	1	-	57
58 All other diseases (residual)	2	2	-	3	2	1	58
59 Motor vehicle accidents (E810-E823)	4	3	1	4	3	1	59
60 All other accidents (E800-E807, E825-E949)	1	1	-	4	2	2	60
61 Suicides (E950-E959)	-	-	-	-	-	-	61
62 Homicides (E960-E969)	1	-	1	1	-	1	62
63 Legal intervention (E970-E978)	-	-	-	-	-	-	63
64 All other external injuries (E980-E999)	-	-	-	-	-	-	64

TABLE XIV VITAL STATISTICS, BY CITY, BY RACE, GEORGIA, 1968

ITEM	PERRY						PORT WENTWORTH						
	Number			Rate or Ratio*			Number			Rate or Ratio*			
	Total	White	Non-White	Total	White	Non-White	Total	White	Non-White	Total	White	Non-White	
1 Estimated population as of July 1,													1
LIVE BIRTHS													
2 Total	122	63	59	59	56	3	2
3 Delivered in hospital	111	63	48	91.0%	100.0%	81.4%	59	56	3	100.0%	100.0%	100.0%	3
4 Delivered in home by physician	9	-	9	7.4%	0%	15.3%	-	-	-	0%	0%	0%	4
5 Delivered by midwife	2	-	2	1.6%	0%	3.4%	-	-	-	0%	0%	0%	5
6 Other deliveries	-	-	-	0%	0%	0%	-	-	-	0%	0%	0%	6
7 Immature births	9	3	6	73.8	47.6	101.7	5	4	1	84.7	71.4	333.3	7
8 Live births to unwed mothers	19	-	19	155.7	0	322.0	4	3	1	67.8	53.6	333.3	8
FETAL DEATHS													
9 Total	4	-	4	32.8	0	67.8	4	4	-	67.8	71.4	0	9
10 Under 20 weeks gestation	1	-	1	8.2	0	16.9	4	4	-	67.8	71.4	0	10
11 20-27 weeks gestation	1	-	1	8.2	0	16.9	-	-	-	0	0	0	11
12 28 weeks and more	2	-	2	16.4	0	33.9	-	-	-	0	0	0	12
13 Unknown length of gestation	-	-	-	0	0	0	-	-	-	0	0	0	13
DEATHS													
14 Total, all ages	67	35	32	16	16	-	14
15 Under 1 year	6	3	3	49.2	47.6	50.8	1	1	-	16.9	17.9	0	15
16 Under 28 days	5	3	2	41.0	47.6	33.9	1	1	-	16.9	17.9	0	16
17 Deaths from immaturity	1	-	1	8.2	0	16.9	-	-	-	0	0	0	17
18 1-4 years **	2	1	1	-	-	-	-	-	-	-	-	-	18
19 Maternal deaths	-	-	-	0	0	0	-	-	-	0	0	0	19
CAUSE OF DEATH													
20 Dysentery (004,006,007,009)	-	-	-	-	-	-	20
21 Tuberculosis, all forms (010-019)	1	-	1	-	-	-	21
22 Meningococcal infections (026)	-	-	-	-	-	-	22
23 Acute infectious encephalitis (062-065)	1	1	-	-	-	-	23
24 Infectious hepatitis (070)	-	-	-	-	-	-	24
25 Typhus and other rickettsioses (080-083)	-	-	-	-	-	-	25
26 Venereal disease (090-099)	-	-	-	-	-	-	26
27 All other diseases classified as infective and parasitic (000-003, 005, 008, 020-035, 037-061, 066-069, 071-079, 084-089, 100-136)	-	-	-	-	-	-	27
28 Malignant neoplasms, including neoplasms of lymphatic and haematopoietic tissues (140-209)	7	5	2	1	1	-	28
29 Benign neoplasms and neoplasms of unspecified nature (210-239)	-	-	-	-	-	-	29
30 Diabetes Mellitus (250)	2	1	1	2	2	-	30
31 Avitaminoses & other nutritional deficiency (260-269)	-	-	-	-	-	-	31
32 Anemias (280-285)	-	-	-	-	-	-	32
33 Nonmeningococcal meningitis (320)	-	-	-	-	-	-	33
34 Active rheumatic fever (390-392)	-	-	-	-	-	-	34
35 Chronic rheumatic heart disease (393-398)	-	-	-	-	-	-	35
36 Hypertensive disease (400-404)	4	1	3	1	1	-	36
37 Ischaemic heart disease (410-414)	25	14	11	6	6	-	37
38 Other forms of heart disease (420-429)	3	-	3	1	1	-	38
39 Cardiovascular disease (430-438)	8	3	5	-	-	-	39
40 General arteriosclerosis (440)	-	-	-	-	-	-	40
41 Other diseases of arteries, arterioles, & capillaries (441-448)	-	-	-	-	-	-	41
42 Influenza (470-474)	1	-	1	-	-	-	42
43 Pneumonia (480-486)	1	-	1	1	1	-	43
44 Bronchitis, emphysema and asthma (466, 490-493)	1	-	1	-	-	-	44
45 Other diseases of the respiratory system (460-465, 500-519)	1	1	-	-	-	-	45
46 Peptic ulcer (531-533)	-	-	-	-	-	-	46
47 Appendicitis (540-543)	-	-	-	-	-	-	47
48 Intestinal obstruction and hernia (550-553, 560)	-	-	-	-	-	-	48
49 Gastritis, duodenitis, enteritis & colitis (535, 561, 563)	-	-	-	-	-	-	49
50 Cirrhosis of liver (571)	-	-	-	-	-	-	50
51 Nephritis and nephrosis (580-584)	1	-	1	-	-	-	51
52 Hypertrophy of prostate (600)	-	-	-	-	-	-	52
53 Complications of pregnancy, childbirth and the puerperium (630-678)	-	-	-	-	-	-	53
54 Congenital anomalies (740-759)	-	-	-	1	1	-	54
55 Birth injuries, difficult labor and other anoxic and hypoxic conditions (764-768, 772, 776)	4	3	1	-	-	-	55
56 Other causes of neonatal mortality (760-763, 769-771, 773-775, 777-779)	1	-	1	-	-	-	56
57 Symptoms and ill-defined conditions (780-796)	-	-	-	-	-	-	57
58 All other diseases (residual)	1	1	-	2	2	-	58
59 Motor vehicle accidents (E810-E823)	2	2	-	-	-	-	59
60 All other accidents (E800-E807, E825-E949)	1	1	-	-	-	-	60
61 Suicides (E950-E959)	2	2	-	1	1	-	61
62 Homicides (E960-E969)	-	-	-	-	-	-	62
63 Legal intervention (E970-E979)	-	-	-	-	-	-	63
64 All other external injuries (E980-E999)	-	-	-	-	-	-	64

TABLE XIV VITAL STATISTICS, BY CITY, BY RACE, GEORGIA, 1968

ITEM	QUITMAN						ROCKMART						
	Number			Rate or Ratio*			Number			Rate or Ratio*			
	Total	White	Non-White	Total	White	Non-White	Total	White	Non-White	Total	White	Non-White	
1 Estimated population as of July 1,													1
LIVE BIRTHS													
2 Total	113	41	72	88	66	22	2
3 Delivered in hospital	83	40	43	73.5%	97.6%	59.7%	85	66	19	96.6%	100.0%	86.4%	3
4 Delivered in home by physician	2	1	1	1.8%	2.4%	1.4%	-	-	-	0%	0%	0%	4
5 Delivered by midwife	28	-	28	24.8%	0%	38.9%	3	-	3	3.4%	0%	13.6%	5
6 Other deliveries	-	-	-	0%	0%	0%	-	-	-	0%	0%	0%	6
7 Immature births	8	1	7	70.8	24.4	97.2	8	4	4	90.9	60.6	181.8	7
8 Live births to unwed mothers	15	1	14	132.7	24.4	194.4	7	3	4	79.5	45.5	181.8	8
FETAL DEATHS													
9 Total	4	1	3	35.4	24.4	41.7	3	1	2	34.1	15.2	90.9	9
10 Under 20 weeks gestation	-	-	-	0	0	0	-	-	-	0	0	0	10
11 20-27 weeks gestation	1	-	1	8.8	0	13.9	-	-	-	0	0	0	11
12 28 weeks and more	2	1	1	17.7	24.4	13.9	2	1	1	22.7	15.2	45.5	12
13 Unknown length of gestation	1	-	1	8.8	0	13.9	1	-	1	11.4	0	45.5	13
DEATHS													
14 Total, all ages	87	36	51	46	32	14	14
15 Under 1 year	3	2	1	26.5	48.8	13.9	4	2	2	45.5	30.3	90.9	15
16 Under 28 days	2	2	-	17.7	48.8	0	3	1	2	34.1	15.2	90.9	16
17 Deaths from immaturity	1	1	-	8.8	24.4	0	-	-	-	0	0	0	17
18 1-4 years **	2	-	2	-	-	-	-	-	-	-	-	-	18
19 Maternal deaths	-	-	-	0	0	0	-	-	-	0	0	0	19
CAUSE OF DEATH													
20 Dysentery (004,006,007,009)	1	-	1	-	-	-	20
21 Tuberculosis, all forms (010-019)	-	-	-	-	-	-	21
22 Meningococcal infections (036)	-	-	-	-	-	-	22
23 Acute infectious encephalitis (062-065)	-	-	-	-	-	-	23
24 Infectious Hepatitis (070)	-	-	-	-	-	-	24
25 Typhus and other rickettsioses (080-083)	-	-	-	-	-	-	25
26 Venereal disease (090-099)	-	-	-	-	-	-	26
27 All other diseases classified as infective and parasitic (000-003, 005, 008, 020-035, 037-061, 066-069, 071-079, 084-089, 100-136)	1	-	1	-	-	-	27
28 Malignant neoplasms, including neoplasms of lymphatic and haematopoietic tissues (140-209)	6	2	4	14	14	-	28
29 Benign neoplasms and neoplasms of unspecified nature (210-239)	1	-	1	-	-	-	29
30 Diabetes Mellitus (250)	1	-	1	-	-	-	30
31 Avitaminoses & other nutritional deficiency (260-269)	-	-	-	-	-	-	31
32 Anemias (280-285)	2	-	2	-	-	-	32
33 Nonmeningococcal meningitis (320)	-	-	-	-	-	-	33
34 Active rheumatic fever (390-392)	-	-	-	-	-	-	34
35 Chronic rheumatic heart disease (393-398)	-	-	-	1	1	-	35
36 Hypertensive disease (400-404)	-	-	-	1	1	-	36
37 Ischaemic heart disease (410-414)	34	12	22	12	8	4	37
38 Other forms of heart disease (420-429)	5	2	3	1	1	-	38
39 Cerebrovascular disease (430-438)	8	6	2	5	2	3	39
40 General arteriosclerosis (440)	1	1	-	-	-	-	40
41 Other diseases of arteries, arterioles, & capillaries (441-448)	2	-	2	-	-	-	41
42 Influenza (470-474)	-	-	-	-	-	-	42
43 Pneumonia (480-486)	4	1	3	1	-	1	43
44 Bronchitis, emphysema and asthma (466, 490-493)	2	2	-	-	-	-	44
45 Other diseases of the respiratory system (460-465, 500-519)	-	-	-	1	1	-	45
46 Peptic ulcer (531-533)	1	1	-	1	-	1	46
47 Appendicitis (540-543)	-	-	-	-	-	-	47
48 Intestinal obstruction and hernia (550-553, 560)	-	-	-	-	-	-	48
49 Gastritis, duodenitis, enteritis & colitis (535, 561, 563)	-	-	-	-	-	-	49
50 Cirrhosis of liver (571)	-	-	-	-	-	-	50
51 Nephritis and nephrosis (580-584)	1	1	-	-	-	-	51
52 Hyperplasia of prostate (600)	-	-	-	-	-	-	52
53 Complications of pregnancy, childbirth and the puerperium (630-678)	-	-	-	-	-	-	53
54 Congenital anomalies (740-759)	1	-	1	-	-	-	54
55 Birth injuries, difficult labor and other anoxic and hypoxic conditions (764-768, 772, 776)	1	1	-	3	1	2	55
56 Other causes of neonatal mortality (760-763, 769-771, 773-775, 777-779)	1	1	-	-	-	-	56
57 Symptoms and ill-defined conditions (780-796)	-	-	-	-	-	-	57
58 All other diseases (residual)	11	4	7	4	2	2	58
59 Motor vehicle accidents (E810-E823)	1	1	-	-	-	-	59
60 All other accidents (E800-E807, E825-E949)	2	1	1	2	1	1	60
61 Suicides (E950-E959)	-	-	-	-	-	-	61
62 Homicides (E960-E969)	-	-	-	-	-	-	62
63 Legal intervention (E970-E978)	-	-	-	-	-	-	63
64 All other external injuries (E980-E999)	-	-	-	-	-	-	64

TABLE XIV VITAL STATISTICS, BY CITY, BY RACE, GEORGIA, 1968

ITEM	ROME						ROSSVILLE						
	Number			Rate or Ratio*			Number			Rate or Ratio*			
	Total	White	Non-White	Total	White	Non-White	Total	White	Non-White	Total	White	Non-White	
1 Estimated population as of July 1,													1
LIVE BIRTHS													
2 Total	566	400	166	117	107	10	2
3 Delivered in hospital	564	400	164	99.6%	100.0%	98.8%	117	107	10	100.0%	100.0%	100.0%	3
4 Delivered in home by physician	2	-	2	0.4%	0%	1.2%	-	-	-	0%	0%	0%	4
5 Delivered by midwife	-	-	-	0%	0%	0%	-	-	-	0%	0%	0%	5
6 Other deliveries	-	-	-	0%	0%	0%	-	-	-	0%	0%	0%	6
7 Immature births	64	37	27	113.1	92.5	162.7	15	13	2	128.2	121.5	200.0	7
8 Live births to unwed mothers	70	17	53	123.7	42.5	319.3	6	4	2	51.3	37.4	200.0	8
FETAL DEATHS													
9 Total	22	14	8	38.9	35.0	48.2	5	5	-	42.7	46.7	0	9
10 Under 20 weeks gestation	4	1	3	7.1	2.5	18.1	4	4	-	34.2	37.4	0	10
11 20-27 weeks gestation	6	4	2	10.6	10.0	12.0	-	-	-	0	0	0	11
12 28 weeks and more	11	9	2	19.4	22.5	12.0	1	1	-	8.5	9.3	0	12
13 Unknown length of gestation	1	-	1	1.8	0	6.0	-	-	-	0	0	0	13
DEATHS													
14 Total, all ages	391	304	87	70	69	1	14
15 Under 1 year	16	14	2	28.3	35.0	12.0	1	-	1	8.5	0	100.0	15
16 Under 28 days	13	12	1	23.0	30.0	6.0	1	-	1	8.5	0	100.0	16
17 Deaths from immaturity	1	1	-	1.8	2.5	0	-	-	-	0	0	0	17
18 1-4 years **	2	1	1	-	-	-	-	-	-	-	-	-	18
19 Maternal deaths	-	-	-	0	0	0	-	-	-	0	0	0	19
CAUSE OF DEATH													
20 Dysentery (004,006,007,009)	-	-	-	-	-	-	20
21 Tuberculosis, all forms (010-019)	1	1	-	-	-	-	21
22 Meningococcal infections (036)	-	-	-	-	-	-	22
23 Acute Infectious encephalitis (062-065)	-	-	-	-	-	-	23
24 Infectious Hepatitis (070)	-	-	-	-	-	-	24
25 Typhus and other rickettsias (080-083)	-	-	-	-	-	-	25
26 Venereal disease (090-099)	1	-	1	-	-	-	26
27 All other diseases classified as Infective and parasitic (000-003, 005, 008, 020-035, 037-061, 066-069, 071-079, 084-089, 100-136)	1	1	-	-	-	-	27
28 Malignant neoplasms, including neoplasms of lymphatic and haematopoietic tissues (140-209)	59	45	14	17	17	-	28
29 Benign neoplasms and neoplasms of unspecified nature (210-239)	1	1	-	-	-	-	29
30 Diabetes Mellitus (250)	8	2	6	1	1	-	30
31 Avitaminoses & other nutritional deficiency (260-269)	1	1	-	-	-	-	31
32 Anomias (280-285)	1	-	1	-	-	-	32
33 Nonmeningococcal meningitis (320)	-	-	-	-	-	-	33
34 Active rheumatic fever (390-392)	-	-	-	-	-	-	34
35 Chronic rheumatic heart disease (393-398)	2	2	-	1	1	-	35
36 Hypertensive disease (400-404)	6	5	1	-	-	-	36
37 Ischaemic heart disease (410-414)	117	100	17	18	18	-	37
38 Other forms of heart disease (420-429)	17	10	7	3	3	-	38
39 Cerebrovascular disease (430-438)	48	44	4	8	8	-	39
40 General arteriosclerosis (440)	7	6	1	3	3	-	40
41 Other diseases of arteries, arterioles, & capillaries (441-448)	5	4	1	1	1	-	41
42 Influenza (470-474)	-	-	-	-	-	-	42
43 Pneumonia (480-486)	12	7	5	4	4	-	43
44 Bronchitis, emphysema and asthma (466, 490-493)	9	8	1	-	-	-	44
45 Other diseases of the respiratory system (460-465, 500-519)	3	2	1	-	-	-	45
46 Peptic ulcer (531-533)	1	1	-	-	-	-	46
47 Appendicitis (540-543)	1	1	-	-	-	-	47
48 Intestinal obstruction and hernia (550-553, 560)	2	2	-	-	-	-	48
49 Gastritis, duodenitis, enteritis & colitis (535, 551, 563)	-	-	-	-	-	-	49
50 Cirrhosis of liver (571)	5	5	-	-	-	-	50
51 Nephritis and nephrosis (580-584)	2	-	2	1	1	-	51
52 Hyperplasia of prostate (600)	2	-	-	-	-	-	52
53 Complications of pregnancy, childbirth and the puerperium (630-678)	-	-	-	-	-	-	53
54 Congenital anomalies (740-759)	6	4	2	-	-	-	54
55 Birth injuries, difficult labor and other anoxic and hypoxic conditions (764-768, 772, 776)	11	10	1	1	-	1	55
56 Other causes of neonatal mortality (760-763, 769-771, 773-775, 777-779)	1	1	-	-	-	-	56
57 Symptoms and ill-defined conditions (780-796)	1	1	-	-	-	-	57
58 All other diseases (residual)	28	19	9	4	4	-	58
59 Motor vehicle accidents (E810-E823)	12	7	5	6	6	-	59
60 All other accidents (E800-E807, E825-E949)	7	7	-	1	1	-	60
61 Suicides (E950-E959)	5	4	1	-	-	-	61
62 Homicides (E960-E969)	7	2	5	1	1	-	62
63 Legal intervention (E970-E978)	-	-	-	-	-	-	63
64 All other external injuries (E980-E999)	1	1	-	-	-	-	64

TABLE XIV VITAL STATISTICS, BY CITY, BY RACE, GEORGIA, 1968

ITEM	ROSWELL						SANDERSVILLE						
	Number			Rate or Ratio*			Number			Rate or Ratio*			
	Total	White	Non-White	Total	White	Non-White	Total	White	Non-White	Total	White	Non-White	
1 Estimated population as of July 1,													1
LIVE BIRTHS													
2 Total	99	96	3	116	42	74	2
3 Delivered in hospital	99	96	3	100.0%	100.0%	100.0%	104	42	62	89.7%	100.0%	83.8%	3
4 Delivered in home by physician	-	-	-	0%	0%	0%	1	-	1	0.9%	0%	1.4%	4
5 Delivered by midwife	-	-	-	0%	0%	0%	11	-	11	9.5%	0%	14.9%	5
6 Other deliveries	-	-	-	0%	0%	0%	-	-	-	0%	0%	0%	6
7 Immature births	8	8	-	80.8	83.3	0	11	2	9	94.8	47.6	121.6	7
8 Live births to unwed mothers	3	2	1	30.3	20.8	333.3	29	1	28	250.0	23.8	378.4	8
FETAL DEATHS													
9 Total	3	3	-	30.3	31.3	0	2	-	2	17.2	0	27.0	9
10 Under 20 weeks gestation	1	1	-	10.1	10.4	0	-	-	-	0	0	0	10
11 20-27 weeks gestation	1	1	-	10.1	10.4	0	1	-	1	8.6	0	13.5	11
12 28 weeks and more	1	1	-	10.1	10.4	0	1	-	1	8.6	0	13.5	12
13 Unknown length of gestation	-	-	-	0	0	0	-	-	-	0	0	0	13
DEATHS													
14 Total, all ages	47	44	3	71	29	42	14
15 Under 1 year	2	2	-	20.2	20.8	0	2	-	2	17.2	0	27.0	15
16 Under 28 days	2	2	-	20.2	20.8	0	-	-	-	0	0	0	16
17 Deaths from immaturity	1	1	-	10.1	10.4	0	-	-	-	0	0	0	17
18 1-4 years **	-	-	-	-	-	-	1	-	1	-	-	-	18
19 Maternal deaths	-	-	-	0	0	0	-	-	-	0	0	0	19
CAUSE OF DEATH													
20 Dysentery (004,006,007,009)	-	-	-	-	-	-	20
21 Tuberculosis, all forms (010-019)	-	-	-	-	-	-	21
22 Meningococcal infections (036)	-	-	-	-	-	-	22
23 Acute infectious encephalitis (062-065)	-	-	-	-	-	-	23
24 Infectious Hepatitis (070)	-	-	-	-	-	-	24
25 Typhus and other rickettsioses (080-083)	-	-	-	-	-	-	25
26 Venereal disease (090-099)	-	-	-	-	-	-	26
27 All other diseases classified as Infective and parasitic (000-003, 005, 008, 020-035, 037-061, 066-069, 071-079, 084-089, 100-136)	-	-	-	-	-	-	27
28 Malignant neoplasms, including neoplasms of lymphatic and haematopoietic tissues (140-209)	9	8	1	7	4	3	28
29 Benign neoplasms and neoplasms of unspecified nature (210-239)	1	1	-	-	-	-	29
30 Diabetes Mellitus (250)	1	1	-	1	-	1	30
31 Avitaminoses & other nutritional deficiency (260-269)	-	-	-	-	-	-	31
32 Anemias (280-285)	-	-	-	1	-	1	32
33 Nonmeningococcal meningitis (320)	-	-	-	-	-	-	33
34 Active rheumatic fever (390-392)	-	-	-	-	-	-	34
35 Chronic rheumatic heart disease (393-398)	-	-	-	-	-	-	35
36 Hypertensive disease (400-404)	1	1	-	-	-	-	36
37 Ischaemic heart disease (410-414)	12	11	1	28	12	16	37
38 Other forms of heart disease (420-429)	-	-	-	2	2	-	38
39 Cerebrovascular disease (430-438)	5	5	-	9	1	8	39
40 General arteriosclerosis (440)	-	-	-	1	-	1	40
41 Other diseases of arteries, arterioles, & capillaries (441-448)	-	-	-	-	-	-	41
42 Influenza (470-474)	-	-	-	-	-	-	42
43 Pneumonia (480-486)	2	2	-	6	2	4	43
44 Bronchitis, emphysema and asthma (460, 490-493)	1	1	-	2	2	-	44
45 Other diseases of the respiratory system (460-465, 500-519)	1	1	-	2	1	1	45
46 Peptic ulcer (531-533)	-	-	-	-	-	-	46
47 Appendicitis (540-543)	-	-	-	-	-	-	47
48 Intestinal obstruction and hernia (550-553, 560)	-	-	-	1	-	1	48
49 Gastritis, duodenitis, enteritis & colitis (535, 561, 563)	-	-	-	-	-	-	49
50 Cirrhosis of liver (571)	1	1	-	1	1	-	50
51 Nephritis and nephrosis (580-584)	-	-	-	1	-	1	51
52 Hyperplasia of prostate (600)	-	-	-	1	1	-	52
53 Complications of pregnancy, childbirth and the puerperium (630-678)	-	-	-	-	-	-	53
54 Congenital anomalies (740-759)	-	-	-	1	-	1	54
55 Birth injuries, difficult labor and other anoxic and hypoxic conditions (764-768, 772, 776)	1	1	-	-	-	-	55
56 Other causes of neonatal mortality (760-763, 769-771, 773-775, 777-779)	1	1	-	-	-	-	56
57 Symptoms and ill-defined conditions (780-795)	-	-	-	-	-	-	57
58 All other diseases (residual)	4	4	-	2	1	1	58
59 Motor vehicle accidents (E810-E823)	4	4	-	3	1	2	59
60 All other accidents (E800-E807, E825-E949)	1	1	-	2	1	1	60
61 Suicides (E950-E959)	-	-	-	-	-	-	61
62 Homicides (E960-E-969)	2	1	1	-	-	-	62
63 Legal intervention (E970-E978)	-	-	-	-	-	-	63
64 All other external injuries (E980-E999)	-	-	-	-	-	-	64

TABLE XIV VITAL STATISTICS, BY CITY, BY RACE, GEORGIA, 1968

ITEM	SAVANNAH						SMYRNA						
	Number			Rate or Ratio*			Number			Rate or Ratio*			
	Total	White	Non-White	Total	White	Non-White	Total	White	Non-White	Total	White	Non-White	
1 Estimated population as of July 1,													1
LIVE BIRTHS													
2 Total	2,532	1,177	1,355	279	274	5	2
3 Delivered in hospital	2,516	1,176	1,340	99.4%	99.9%	98.9%	276	271	5	98.9%	98.9%	100.0%	3
4 Delivered in home by physician	14	1	13	0.6%	0.1%	1.0%	2	2	-	0.7%	0.7%	0%	4
5 Delivered by midwife	-	-	-	0%	0%	0%	1	1	-	0.4%	0.4%	0%	5
6 Other deliveries	2	-	2	0.1%	0%	0.1%	-	-	-	0%	0%	0%	6
7 Immature births	251	80	171	99.1	68.0	126.2	22	22	-	78.9	80.3	0	7
8 Live births to unwed mothers	473 1/	62	411	186.8	52.7	303.3	6	5	1	21.5	18.2	200.0	8
FETAL DEATHS													
9 Total	145	94	51	57.3	79.9	37.6	14	14	-	50.2	51.1	0	9
10 Under 20 weeks gestation	88	74	14	34.8	62.9	10.3	4	4	-	14.3	14.6	0	10
11 20-27 weeks gestation	27	8	19	10.7	6.8	14.0	4	4	-	14.3	14.6	0	11
12 28 weeks and more	29	12	17	11.5	10.2	12.5	3	3	-	10.8	10.9	0	12
13 Unknown length of gestation	1	-	1	0.4	0	0.7	3	3	-	10.8	10.9	0	13
DEATHS													
14 Total, all ages	1,718	885	833	100	98	2	14
15 Under 1 year	68	25	43	26.9	21.2	31.7	7	7	-	25.1	25.5	0	15
16 Under 28 days	49	21	28	19.4	17.8	20.7	5	5	-	17.9	18.2	0	16
17 Deaths from Immaturity	17	7	10	6.7	5.9	7.4	-	-	-	0	0	0	17
18 1-4 years **	21	1	20	-	-	-	1	1	-	-	-	0	18
19 Maternal deaths	1	1	-	3.9	8.5	0	-	-	-	0	0	0	19
CAUSE OF DEATH													
20 Dysentery (004,006,007,009)	1	1	-	-	-	-	20
21 Tuberculosis, all forms (010-019)	6	4	2	-	-	-	21
22 Meningococcal infections (036)	1	-	1	-	-	-	22
23 Acute infectious encephalitis (062-065)	2	-	2	-	-	-	23
24 Infectious Hepatitis (070)	2	-	2	-	-	-	24
25 Typhus and other rickettsioses (080-083)	-	-	-	-	-	-	25
26 Venereal disease (090-099)	1	-	1	-	-	-	26
27 All other diseases classified as infective and parasitic (000-003, 005, 008, 020-035, 037-061, 066-069, 071-079, 084-089, 100-136)	6	2	4	1	1	-	27
28 Malignant neoplasms, including neoplasms of lymphatic and haematopoietic tissues (140-209)	248	135	113	13	13	-	28
29 Benign neoplasms and neoplasms of unspecified nature (210-239)	3	2	1	-	-	-	29
30 Diabetes Mellitus (250)	38	18	20	2	2	-	30
31 Avitaminoses & other nutritional deficiency (260-269)	2	-	2	1	1	-	31
32 Anemias (280-285)	4	1	3	-	-	-	32
33 Nonmeningococcal meningitis (320)	4	1	3	-	-	-	33
34 Active rheumatic fever (390-392)	-	-	-	-	-	-	34
35 Chronic rheumatic heart disease (393-398)	9	3	6	1	1	-	35
36 Hypertensive disease (400-404)	41	5	36	1	1	-	36
37 Ischaemic heart disease (410-414)	492	324	158	33	32	1	37
38 Other forms of heart disease (420-429)	50	17	33	1	1	-	38
39 Cerebrovascular disease (430-438)	269	103	166	5	4	1	39
40 General arteriosclerosis (440)	46	16	30	-	-	-	40
41 Other diseases of arteries, arterioles, & capillaries (441-448)	25	18	7	1	1	-	41
42 Influenza (470-474)	7	3	4	1	1	-	42
43 Pneumonia (480-486)	69	28	41	1	1	-	43
44 Bronchitis, emphysema and asthma (466, 490-493)	28	24	4	2	2	-	44
45 Other diseases of the respiratory system (460-465, 500-519)	9	4	5	-	-	-	45
46 Peptic ulcer (531-533)	10	7	3	-	-	-	46
47 Appendicitis (540-543)	1	1	-	-	-	-	47
48 Intestinal obstruction and hernia (550-553, 560)	4	2	2	-	-	-	48
49 Gastritis, duodenitis, enteritis & colitis (535, 561, 563)	1	1	-	-	-	-	49
50 Cirrhosis of liver (571)	20	15	5	1	1	-	50
51 Nephritis and nephrosis (580-584)	14	4	10	-	-	-	51
52 Hyperplasia of prostate (600)	4	2	2	-	-	-	52
53 Complications of pregnancy, childbirth and the puerperium (630-678)	1	1	-	-	-	-	53
54 Congenital anomalies (740-759)	10	7	3	6	6	-	54
55 Birth injuries, difficult labor and other anoxic and hypoxic conditions (764-768, 772, 776)	16	6	10	2	2	-	55
56 Other causes of neonatal mortality (760-763, 769-771, 773-775, 777-779)	23	10	13	-	-	-	56
57 Symptoms and ill-defined conditions (780-796)	14	8	6	-	-	-	57
58 All other diseases (residual)	100	47	53	7	7	-	58
59 Motor vehicle accidents (E810-E823)	32	18	14	9	9	-	59
60 All other accidents (E800-E807, E825-E949)	63	29	34	4	4	-	60
61 Suicides (E950-E959)	10	9	1	6	6	-	61
62 Homicides (E960-E-969)	31	9	22	2	2	-	62
63 Legal Intervention (E970-E978)	1	-	1	-	-	-	63
64 All other external injuries (E980-E999)	-	-	-	-	-	-	64

1/ Includes 127 live births to residents of Florence Crittenton Home.

TABLE XIV VITAL STATISTICS, BY CITY, BY RACE, GEORGIA, 1968

ITEM	STATESBORO						ST. MARY'S						
	Number			Rate or Ratio*			Number			Rate or Ratio*			
	Total	White	Non-White	Total	White	Non-White	Total	White	Non-White	Total	White	Non-White	
1 Estimated population as of July 1,													1
LIVE BIRTHS													
2 Total	208	128	80	64	51	13	2
3 Delivered in hospital	207	128	79	99.5%	100.0%	98.8%	64	51	13	100.0%	100.0%	100.0%	3
4 Delivered in home by physician	1	-	1	0.5%	0%	1.3%	-	-	-	0%	0%	0%	4
5 Delivered by midwife	-	-	-	0%	0%	0%	-	-	-	0%	0%	0%	5
6 Other deliveries	-	-	-	0%	0%	0%	-	-	-	0%	0%	0%	6
7 Immature births	11	2	9	52.9	15.6	112.5	3	3	-	46.9	58.8	0	7
8 Live births to unwed mothers	25	-	25	120.2	0	312.5	4	-	4	62.5	0	307.7	8
FETAL DEATHS													
9 Total	5	3	2	24.0	23.4	25.0	1	1	-	15.6	19.6	0	9
10 Under 20 weeks gestation	-	-	-	0	0	0	-	-	-	0	0	0	10
11 20-27 weeks gestation	1	-	1	4.8	0	12.5	-	-	-	0	0	0	11
12 28 weeks and more	1	1	-	4.8	7.8	0	-	-	-	0	0	0	12
13 Unknown length of gestation	3	2	1	14.4	15.6	12.5	1	1	-	15.6	19.6	0	13
DEATHS													
14 Total, all ages	111	67	44	14	10	4	14
15 Under 1 year	4	2	2	19.2	15.6	25.0	1	-	1	15.6	0	76.9	15
16 Under 28 days	2	1	1	9.6	7.8	12.5	1	-	1	15.6	0	76.9	16
17 Deaths from immaturity	-	-	-	0	0	0	-	-	-	0	0	0	17
18 1-4 years **	2	1	1	-	-	-	-	-	-	-	-	-	18
19 Maternal deaths	-	-	-	0	0	0	-	-	-	0	0	0	19
CAUSE OF DEATH													
20 Dysentery (004,006,007,009)	-	-	-	-	-	-	20
21 Tuberculosis, all forms (010-019)	-	-	-	-	-	-	21
22 Meningococcal infections (036)	1	1	-	-	-	-	22
23 Acute infectious encephalitis (062-065)	-	-	-	-	-	-	23
24 Infectious hepatitis (070)	-	-	-	-	-	-	24
25 Typhus and other rickettsioses (080-083)	-	-	-	-	-	-	25
26 Venereal disease (090-099)	-	-	-	-	-	-	26
27 All other diseases classified as infective and parasitic (000-003, 005, 008, 020-035, 037-061, 066-069, 071-079, 084-089, 100-136)	-	-	-	-	-	-	27
28 Malignant neoplasms, including neoplasms of lymphatic and haematopoietic tissues (140-209)	15	8	7	4	3	1	28
29 Benign neoplasms and neoplasms of unspecified nature (210-239)	-	-	-	-	-	-	29
30 Diabetes Mellitus (250)	1	1	-	-	-	-	30
31 Avitaminoses & other nutritional deficiency (260-269)	-	-	-	-	-	-	31
32 Anemias (280-285)	-	-	-	-	-	-	32
33 Nonmeningococcal meningitis (320)	-	-	-	-	-	-	33
34 Active rheumatic fever (390-392)	-	-	-	-	-	-	34
35 Chronic rheumatic heart disease (393-398)	-	-	-	-	-	-	35
36 Hypertensive disease (400-404)	5	1	4	-	-	-	36
37 Ischaemic heart disease (410-414)	32	24	8	2	1	1	37
38 Other forms of heart disease (420-429)	4	2	2	1	-	1	38
39 Cerebrovascular disease (430-438)	17	11	6	2	2	-	39
40 General arteriosclerosis (440)	4	2	2	-	-	-	40
41 Other diseases of arteries, arterioles, & capillaries (441-448)	2	2	-	-	-	-	41
42 Influenza (470-474)	1	-	1	-	-	-	42
43 Pneumonia (480-486)	4	1	3	-	-	-	43
44 Bronchitis, emphysema and asthma (466, 490-493)	2	2	-	1	1	-	44
45 Other diseases of the respiratory system (460-465, 500-519)	1	-	1	-	-	-	45
46 Peptic ulcer (531-533)	-	-	-	-	-	-	46
47 Appendicitis (540-543)	-	-	-	-	-	-	47
48 Intestinal obstruction and hernia (550-553, 560)	-	-	-	-	-	-	48
49 Gastritis, duodenitis, enteritis & colitis (535, 561, 563)	-	-	-	-	-	-	49
50 Cirrhosis of liver (571)	-	-	-	-	-	-	50
51 Nephritis and nephrosis (580-584)	2	2	-	-	-	-	51
52 Hyperplasia of prostate (600)	-	-	-	-	-	-	52
53 Complications of pregnancy, childbirth and the puerperium (630-678)	-	-	-	-	-	-	53
54 Congenital anomalies (740-759)	2	1	1	-	-	-	54
55 Birth injuries, difficult labor and other anoxic and hypoxic conditions (764-768, 772, 776)	1	1	-	-	-	-	55
56 Other causes of neonatal mortality (760-763, 769-771, 773-775, 777-779)	1	-	1	-	-	-	56
57 Symptoms and ill-defined conditions (780-796)	4	1	3	-	-	-	57
58 All other diseases (residual)	4	3	1	1	1	-	58
59 Motor vehicle accidents (E810-E823)	4	2	2	2	2	-	59
60 All other accidents (E800-E807, E825-E949)	2	1	1	1	-	1	60
61 Suicides (E950-E959)	-	-	-	-	-	-	61
62 Homicides (E960-E969)	2	1	1	-	-	-	62
63 Legal intervention (E970-E978)	-	-	-	-	-	-	63
64 All other external injuries (E980-E999)	-	-	-	-	-	-	64

TABLE XIV VITAL STATISTICS, BY CITY, BY RACE, GEORGIA, 1968

ITEM	SUMMERVILLE						SWAINSBORO						
	Number			Rate or Ratio*			Number			Rate or Ratio*			
	Total	White	Non-White	Total	White	Non-White	Total	White	Non-White	Total	White	Non-White	
1 Estimated population as of July 1,													1
LIVE BIRTHS													
2 Total	95	69	26	158	93	65	2
3 Delivered in hospital	95	69	26	100.0%	100.0%	100.0%	140	93	47	88.6%	100.0%	72.3%	3
4 Delivered in home by physician	-	-	-	0%	0%	0%	2	-	2	1.3%	0%	3.1%	4
5 Delivered by midwife	-	-	-	0%	0%	0%	16	-	16	10.1%	0%	24.6%	5
6 Other deliveries	-	-	-	0%	0%	0%	-	-	-	0%	0%	0%	6
7 Immature births	11	5	6	115.8	72.5	230.8	17	8	9	107.6	86.0	138.5	7
8 Live births to unwed mothers	10	3	7	105.3	43.5	269.2	24	3	21	151.9	32.3	323.1	8
FETAL DEATHS													
9 Total	2	1	1	21.1	14.5	38.5	8	6	2	50.6	64.5	30.8	9
10 Under 20 weeks gestation	-	-	-	0	0	0	5	3	2	31.6	32.3	30.8	10
11 20-27 weeks gestation	-	-	-	0	0	0	2	2	-	12.7	21.5	0	11
12 28 weeks and more	2	1	1	21.1	14.5	38.5	1	1	-	6.3	10.8	0	12
13 Unknown length of gestation	-	-	-	0	0	0	-	-	-	0	0	0	13
DEATHS													
14 Total, all ages	61	50	11	89	59	30	14
15 Under 1 year	2	1	1	21.1	14.5	38.5	5	2	3	31.6	21.5	46.2	15
16 Under 28 days	1	1	-	10.5	14.5	0	3	2	1	19.0	21.5	15.4	16
17 Deaths from Immaturity	-	-	-	0	0	0	-	-	-	0	0	0	17
18 1-4 years **	1	1	-	-	-	-	1	-	1	-	-	-	18
19 Maternal deaths	-	-	-	0	0	0	-	-	-	0	0	0	19
CAUSE OF DEATH													
20 Dysentery (004,006,007,009)	-	-	-	-	-	-	20
21 Tuberculosis, all forms (010-019)	2	1	1	-	-	-	21
22 Meningococcal infections (036)	1	1	-	-	-	-	22
23 Acute infectious encephalitis (062-065)	-	-	-	-	-	-	23
24 Infectious Hepatitis (070)	-	-	-	-	-	-	24
25 Typhus and other rickettsioses (080-083)	-	-	-	-	-	-	25
26 Venereal disease (090-099)	-	-	-	-	-	-	26
27 All other diseases classified as Infective and parasitic (000-003, 005, 008, 020-035, 037-061, 066-069, 071-079, 084-089, 100-136)	-	-	-	-	-	-	27
28 Malignant neoplasms, including neoplasms of lymphatic and haematopoietic tissues (140-209)	7	7	-	7	6	1	28
29 Benign neoplasms and neoplasms of unspecified nature (210-239)	-	-	-	-	-	-	29
30 Diabetes Mellitus (250)	2	2	-	-	-	-	30
31 Avitaminoses & other nutritional deficiency (260-269)	-	-	-	-	-	-	31
32 Anemias (280-285)	-	-	-	1	1	-	32
33 Nonmeningococcal meningitis (320)	-	-	-	-	-	-	33
34 Active rheumatic fever (390-392)	-	-	-	-	-	-	34
35 Chronic rheumatic heart disease (393-398)	-	-	-	-	-	-	35
36 Hypertensive disease (400-404)	1	1	-	1	1	-	36
37 Ischaemic heart disease (410-414)	18	16	2	24	17	7	37
38 Other forms of heart disease (420-429)	2	1	1	4	1	3	38
39 Cerebrovascular disease (430-438)	10	7	3	18	12	6	39
40 General arteriosclerosis (440)	1	1	-	1	1	-	40
41 Other diseases of arteries, arterioles, & capillaries (441-448)	-	-	-	1	1	-	41
42 Influenza (470-474)	-	-	-	1	-	1	42
43 Pneumonia (480-486)	3	3	-	2	2	-	43
44 Bronchitis, emphysema and asthma (466, 490-493)	1	1	-	5	5	-	44
45 Other diseases of the respiratory system (460-465, 500-519)	1	1	-	1	1	-	45
46 Peptic ulcer (531-533)	-	-	-	2	2	-	46
47 Appendicitis (540-543)	-	-	-	-	-	-	47
48 Intestinal obstruction and hernia (550-553, 560)	-	-	-	-	-	-	48
49 Gastritis, duodenitis, enteritis & colitis (535, 561, 563)	-	-	-	-	-	-	49
50 Cirrhosis of liver (571)	-	-	-	1	-	1	50
51 Nephritis and nephrosis (580-584)	1	1	-	-	-	-	51
52 Hyperplasia of prostate (600)	-	-	-	-	-	-	52
53 Complications of pregnancy, childbirth and the puerperium (630-678)	-	-	-	-	-	-	53
54 Congenital anomalies (740-759)	3	1	2	1	-	1	54
55 Birth injuries, difficult labor and other anoxic and hypoxic conditions (764-768, 772, 776)	-	-	-	1	1	-	55
56 Other causes of neonatal mortality (760-763, 769-771, 773-775, 777-779)	-	-	-	-	-	-	56
57 Symptoms and ill-defined conditions (780-796)	3	3	-	2	1	1	57
58 All other diseases (residual)	1	1	-	4	3	1	58
59 Motor vehicle accidents (E810-E823)	1	1	-	3	3	-	59
60 All other accidents (E800-E807, E825-E949)	3	2	1	8	1	7	60
61 Suicides (E950-E959)	-	-	-	-	-	-	61
62 Homicides (E960-E969)	-	-	-	-	-	-	62
63 Legal Intervention (E970-E978)	-	-	-	1	-	1	63
64 All other external injuries (E980-E999)	-	-	-	-	-	-	64

TABLE XIV VITAL STATISTICS, BY CITY, BY RACE, GEORGIA, 1968

ITEM	SYLVANIA						SYLVESTER						
	Number			Rate or Ratio*			Number			Rate or Ratio*			
	Total	White	Non-White	Total	White	Non-White	Total	White	Non-White	Total	White	Non-White	
1 Estimated population as of July 1,													1
LIVE BIRTHS													
2 Total	58	26	32	97	44	53	2
3 Delivered in hospital	58	26	32	100.0%	100.0%	100.0%	84	44	40	86.6%	100.0%	75.5%	3
4 Delivered in home by physician	-	-	-	0%	0%	0%	3	-	3	3.1%	0%	5.7%	4
5 Delivered by midwife	-	-	-	0%	0%	0%	9	-	9	9.3%	0%	17.0%	5
6 Other deliveries	-	-	-	0%	0%	0%	1	-	1	1.0%	0%	1.9%	6
7 Immature births	5	4	1	86.2	153.8	31.3	8	3	5	82.5	68.2	94.3	7
8 Live births to unwed mothers	7	-	7	120.7	0	218.8	28	-	28	288.7	0	528.3	8
FETAL DEATHS													
9 Total	1	-	1	17.2	0	31.3	1	-	1	10.3	0	18.9	9
10 Under 20 weeks gestation	-	-	-	0	0	0	-	-	-	0	0	0	10
11 20-27 weeks gestation	1	-	1	17.2	0	31.3	1	-	1	10.3	0	18.9	11
12 28 weeks and more	-	-	-	0	0	0	-	-	-	0	0	0	12
13 Unknown length of gestation	-	-	-	0	0	0	-	-	-	0	0	0	13
DEATHS													
14 Total, all ages	45	26	19	52	27	25	14
15 Under 1 year	1	1	-	17.2	38.5	0	4	-	4	41.2	0	75.5	15
16 Under 28 days	1	1	-	17.2	38.5	0	3	-	3	30.9	0	56.6	16
17 Deaths from immaturity	-	-	-	0	0	0	1	-	1	10.3	0	18.9	17
18 1-4 years **	-	-	-	-	-	-	-	-	-	-	-	-	18
19 Maternal deaths	-	-	-	0	0	0	-	-	-	0	0	0	19
CAUSE OF DEATH													
20 Dysentery (004,006,007,009)	-	-	-	-	-	-	20
21 Tuberculosis, all forms (010-019)	-	-	-	-	-	-	21
22 Meningococcal infections (036)	-	-	-	-	-	-	22
23 Acute infectious encephalitis (062-065)	-	-	-	-	-	-	23
24 Infectious hepatitis (070)	-	-	-	-	-	-	24
25 Typhus and other rickettsioses (080-083)	-	-	-	-	-	-	25
26 Venereal disease (090-099)	-	-	-	-	-	-	26
27 All other diseases classified as infective and parasitic (000-003, 005, 008, 020-035, 037-061, 066-069, 071-079, 084-089, 100-136)	-	-	-	-	-	-	27
28 Malignant neoplasms, including neoplasms of lymphatic and haematopoietic tissues (140-209)	3	2	1	6	4	2	28
29 Benign neoplasms and neoplasms of unspecified nature (210-239)	-	-	-	-	-	-	29
30 Diabetes Mellitus (250)	2	1	1	2	1	1	30
31 Avitaminoses & other nutritional deficiency (260-269)	-	-	-	-	-	-	31
32 Anemias (280-285)	-	-	-	-	-	-	32
33 Nonmeningococcal meningitis (320)	-	-	-	-	-	-	33
34 Active rheumatic fever (390-392)	-	-	-	-	-	-	34
35 Chronic rheumatic heart disease (393-398)	-	-	-	-	-	-	35
36 Hypertensive disease (400-404)	-	-	-	2	-	2	36
37 Ischaemic heart disease (410-414)	19	10	9	14	11	3	37
38 Other forms of heart disease (420-429)	3	1	2	5	3	2	38
39 Cerebrovascular disease (430-438)	6	3	3	9	2	7	39
40 General arteriosclerosis (440)	-	-	-	1	-	1	40
41 Other diseases of arteries, arterioles, & capillaries (441-448)	1	1	-	2	-	2	41
42 Influenza (470-474)	1	1	-	-	-	-	42
43 Pneumonia (480-486)	1	1	-	2	1	1	43
44 Bronchitis, emphysema and asthma (466, 490-493)	2	2	-	1	1	-	44
45 Other diseases of the respiratory system (460-465, 500-519)	-	-	-	-	-	-	45
46 Peptic ulcer (531-533)	-	-	-	-	-	-	46
47 Appendicitis (540-543)	-	-	-	-	-	-	47
48 Intestinal obstruction and hernia (550-553, 560)	-	-	-	-	-	-	48
49 Gastritis, duodenitis, enteritis & colitis (535, 561, 563)	-	-	-	-	-	-	49
50 Cirrhosis of liver (571)	-	-	-	-	-	-	50
51 Nephritis and nephrosis (580-584)	-	-	-	-	-	-	51
52 Hypertrophy of prostate (600)	-	-	-	-	-	-	52
53 Complications of pregnancy, childbirth and the puerperium (630-678)	-	-	-	-	-	-	53
54 Congenital anomalies (740-759)	1	1	-	-	-	-	54
55 Birth injuries, difficult labor and other anoxic and hypoxic conditions (764-768, 772, 776)	1	1	-	-	-	-	55
56 Other causes of neonatal mortality (760-763, 769-771, 773-775, 777-779)	-	-	-	3	-	3	56
57 Symptoms and ill-defined conditions (780-796)	1	-	1	-	-	-	57
58 All other diseases (residual)	2	1	1	1	1	-	58
59 Motor vehicle accidents (E810-E823)	-	-	-	2	2	-	59
60 All other accidents (E800-E807, E825-E949)	1	-	1	2	1	1	60
61 Suicides (E950-E959)	1	1	-	-	-	-	61
62 Homicides (E960-E969)	-	-	-	-	-	-	62
63 Legal intervention (E970-E978)	-	-	-	-	-	-	63
64 All other external injuries (E980-E999)	-	-	-	-	-	-	64

TABLE XIV VITAL STATISTICS, BY CITY, BY RACE, GEORGIA, 1968

ITEM	TALLAPOOSA						THOMASTON						
	Number			Rate or Ratio*			Number			Rate or Ratio*			
	Total	White	Non-White	Total	White	Non-White	Total	White	Non-White	Total	White	Non-White	
1 Estimated population as of July 1,													1
LIVE BIRTHS													
2 Total	55	51	4	175	118	57	2
3 Delivered in hospital	53	50	3	96.4%	98.0%	75.0%	149	118	31	85.1%	100.0%	54.4%	3
4 Delivered in home by physician	2	1	1	3.6%	2.0%	25.0%	1	-	1	0.6%	0%	1.8%	4
5 Delivered by midwife	-	-	-	0%	0%	0%	24	-	24	13.7%	0%	42.1%	5
6 Other deliveries	-	-	-	0%	0%	0%	1	-	1	0.6%	0%	1.8%	6
7 Immature births	3	3	-	54.5	58.8	0	18	13	5	102.9	110.2	87.7	7
8 Live births to unwed mothers	3	3	-	54.5	58.8	0	20	5	15	114.3	42.4	263.2	8
FETAL DEATHS													
9 Total	3	3	-	54.5	58.8	0	13	9	4	74.3	76.3	70.2	9
10 Under 20 weeks gestation	2	2	-	36.4	39.2	0	6	5	1	34.3	42.4	17.5	10
11 20-27 weeks gestation	-	-	-	0	0	0	6	4	2	34.3	33.9	35.1	11
12 28 weeks and more	1	1	-	18.2	19.6	0	1	-	1	5.7	0	17.5	12
13 Unknown length of gestation	-	-	-	0	0	0	-	-	-	0	0	0	13
DEATHS													
14 Total, all ages	29	26	3	117	90	27	14
15 Under 1 year	1	1	-	18.2	19.6	0	6	3	3	34.3	25.4	52.6	15
16 Under 28 days	1	1	-	18.2	19.6	0	3	2	1	17.1	16.9	17.5	16
17 Deaths from immaturity	-	-	-	0	0	0	-	-	-	0	0	0	17
18 1-4 years **	-	-	-	-	-	-	-	-	-	-	-	-	18
19 Maternal deaths	-	-	-	0	0	0	-	-	-	0	0	0	19
CAUSE OF DEATH													
20 Dysentery (004,006,007,009)	-	-	-	1	-	1	20
21 Tuberculosis, all forms (010-019)	-	-	-	-	-	-	21
22 Meningococcal infections (036)	-	-	-	-	-	-	22
23 Acute infectious encephalitis (062-065)	-	-	-	-	-	-	23
24 Infectious hepatitis (070)	-	-	-	-	-	-	24
25 Typhus and other rickettsioses (080-083)	-	-	-	-	-	-	25
26 Venereal disease (090-099)	-	-	-	-	-	-	26
27 All other diseases classified as infective and parasitic (000-003, 005, 008, 020-035, 037-061, 066-069, 071-079, 084-089, 100-136)	1	1	-	-	-	-	27
28 Malignant neoplasms, including neoplasms of lymphatic and haematopoietic tissues (140-209)	4	4	-	11	7	4	28
29 Benign neoplasms and neoplasms of unspecified nature (210-239)	-	-	-	-	-	-	29
30 Diabetes Mellitus (250)	-	-	-	-	-	-	30
31 Avitaminoses & other nutritional deficiency (260-269)	-	-	-	-	-	-	31
32 Anemias (280-285)	-	-	-	-	-	-	32
33 Nonmeningococcal meningitis (320)	-	-	-	-	-	-	33
34 Active rheumatic fever (390-392)	-	-	-	-	-	-	34
35 Chronic rheumatic heart disease (393-398)	-	-	-	-	-	-	35
36 Hypertensive disease (400-404)	-	-	-	2	1	1	36
37 Ischaemic heart disease (410-414)	9	8	1	47	36	11	37
38 Other forms of heart disease (420-429)	-	-	-	2	1	1	38
39 Cardiovascular disease (430-438)	7	5	2	19	14	5	39
40 General arteriosclerosis (440)	1	1	-	3	3	-	40
41 Other diseases of arteries, arterioles, & capillaries (441-448)	-	-	-	2	2	-	41
42 Influenza (470-474)	-	-	-	1	-	1	42
43 Pneumonia (480-486)	-	-	-	3	2	1	43
44 Bronchitis, emphysema and asthma (466, 490-493)	-	-	-	3	3	-	44
45 Other diseases of the respiratory system (460-465, 500-519)	-	-	-	2	2	-	45
46 Peptic ulcer (531-533)	-	-	-	2	2	-	46
47 Appendicitis (540-543)	-	-	-	1	1	-	47
48 Intestinal obstruction and hernia (560-563, 560)	-	-	-	2	2	-	48
49 Gastritis, duodenitis, enteritis & colitis (535, 561, 563)	-	-	-	-	-	-	49
50 Cirrhosis of liver (571)	-	-	-	-	-	-	50
51 Nephritis and nephrosis (580-584)	1	1	-	-	-	-	51
52 Hyperplasia of prostate (600)	-	-	-	-	-	-	52
53 Complications of pregnancy, childbirth and the puerperium (630-678)	-	-	-	-	-	-	53
54 Congenital anomalies (740-759)	-	-	-	2	2	-	54
55 Birth injuries, difficult labor and other anoxic and hypoxic conditions (764-768, 772, 776)	1	1	-	1	1	-	55
56 Other causes of neonatal mortality (760-763, 769-771, 773-775, 777-779)	-	-	-	-	-	-	56
57 Symptoms and ill-defined conditions (780-796)	1	1	-	1	1	-	57
58 All other diseases (residual)	-	-	-	4	3	1	58
59 Motor vehicle accidents (E810-E823)	3	3	-	4	4	-	59
60 All other accidents (E800-E807, E825-E949)	-	-	-	2	2	-	60
61 Suicides (E950-E959)	1	1	-	-	-	-	61
62 Homicides (E960-E969)	-	-	-	2	1	1	62
63 Legal intervention (E970-E978)	-	-	-	-	-	-	63
64 All other external injuries (E980-E999)	-	-	-	-	-	-	64

TABLE XIV VITAL STATISTICS, BY CITY, BY RACE, GEORGIA, 1968

ITEM	THOMASVILLE						THOMSON						
	Number			Rate or Ratio*			Number			Rate or Ratio*			
	Total	White	Non-White	Total	White	Non-White	Total	White	Non-White	Total	White	Non-White	
1 Estimated population as of July 1,													1
LIVE BIRTHS													
2 Total	343	165	178	117	66	51	2
3 Delivered in hospital	268	163	105	78.1%	98.8%	59.0%	115	65	50	98.3%	98.5%	98.0%	3
4 Delivered in home by physician	6	-	6	1.7%	0%	3.4%	2	1	1	1.7%	1.5%	2.0%	4
5 Delivered by midwife	69	2	67	20.1%	1.2%	37.6%	-	-	-	0%	0%	0%	5
6 Other deliveries	-	-	-	0%	0%	0%	-	-	-	0%	0%	0%	6
7 Immature births	35	14	21	102.0	84.8	118.0	8	5	3	68.4	75.8	58.8	7
8 Live births to unwed mothers	52	6	46	151.6	36.4	258.4	24	5	19	205.1	75.8	372.5	8
FETAL DEATHS													
9 Total	24	10	14	70.0	60.6	78.7	3	1	2	25.6	15.2	39.2	9
10 Under 20 weeks gestation	13	8	5	37.9	48.5	28.1	2	-	2	17.1	0	39.2	10
11 20-27 weeks gestation	3	1	2	8.7	6.1	11.2	1	1	-	8.5	15.2	0	11
12 28 weeks and more	7	1	6	20.4	6.1	33.7	-	-	-	0	0	0	12
13 Unknown length of gestation	1	-	1	2.9	0	5.6	-	-	-	0	0	0	13
DEATHS													
14 Total, all ages	210	121	89	84	48	36	14
15 Under 1 year	10	6	4	29.2	36.4	22.5	5	-	5	42.7	0	98.0	15
16 Under 28 days	8	6	2	23.3	36.4	11.2	2	-	2	17.1	0	39.2	16
17 Deaths from immaturity	3	3	-	8.7	18.2	0	-	-	-	0	0	0	17
18 1-4 years **	6	1	5	-	-	-	-	-	-	-	-	-	18
19 Maternal deaths	-	-	-	0	0	0	-	-	-	0	0	0	19
CAUSE OF DEATH													
20 Dysentery (004,006,007,009)	1	-	1	-	-	-	20
21 Tuberculosis, all forms (010-019)	1	1	-	-	-	-	21
22 Meningococcal Infections (036)	-	-	-	-	-	-	22
23 Acute infectious encephalitis (062-065)	-	-	-	-	-	-	23
24 Infectious Hepatitis (070)	-	-	-	-	-	-	24
25 Typhus and other rickettsioses (080-083)	-	-	-	-	-	-	25
26 Venereal disease (090-099)	2	-	2	-	-	-	26
27 All other diseases classified as Infective and parasitic (000-003, 005, 008, 020-035, 037-061, 066-069, 071-079, 084-089, 100-136)	1	-	1	-	-	-	27
28 Malignant neoplasms, including neoplasms of lymphatic and haematopoietic tissues (140-209)	29	16	13	7	3	4	28
29 Benign neoplasms and neoplasms of unspecified nature (210-239)	-	-	-	-	-	-	29
30 Diabetes Mellitus (250)	4	-	4	4	3	1	30
31 Avitaminoses & other nutritional deficiency (260-269)	-	-	-	-	-	-	31
32 Anemias (280-285)	-	-	-	-	-	-	32
33 Nonmeningococcal meningitis (320)	1	-	1	1	-	1	33
34 Active rheumatic fever (390-392)	-	-	-	-	-	-	34
35 Chronic rheumatic heart disease (393-398)	2	2	-	1	-	1	35
36 Hypertensive disease (400-404)	4	1	3	1	-	1	36
37 Ischaemic heart disease (410-414)	67	45	22	25	15	10	37
38 Other forms of heart disease (420-429)	3	1	2	1	-	1	38
39 Cerebrovascular disease (430-438)	25	12	13	13	8	5	39
40 General arteriosclerosis (440)	5	4	1	6	5	1	40
41 Other diseases of arteries, arterioles, & capillaries (441-448)	2	2	-	-	-	-	41
42 Influenza (470-474)	-	-	-	1	1	-	42
43 Pneumonia (480-486)	9	4	5	3	-	3	43
44 Bronchitis, emphysema and asthma (466, 490-493)	7	7	-	2	2	-	44
45 Other diseases of the respiratory system (460-465, 500-519)	2	1	1	-	-	-	45
46 Peptic ulcer (531-533)	1	-	1	-	-	-	46
47 Appendicitis (540-543)	-	-	-	-	-	-	47
48 Intestinal obstruction and hernia (550-553, 560)	1	1	-	-	-	-	48
49 Gastritis, duodenitis, enteritis & colitis (535, 561, 563)	-	-	-	-	-	-	49
50 Cirrhosis of liver (571)	2	1	1	-	-	-	50
51 Nephritis and nephrosis (580-584)	1	-	1	-	-	-	51
52 Hyperplasia of prostate (600)	1	-	1	1	-	1	52
53 Complications of pregnancy, childbirth and the puerperium (630-678)	-	-	-	-	-	-	53
54 Congenital anomalies (740-759)	2	1	1	2	-	2	54
55 Birth Injuries, difficult labor and other anoxic and hypoxic conditions (764-768, 772, 776)	4	2	2	-	-	-	55
56 Other causes of neonatal mortality (760-763, 769-771, 773-775, 777-779)	3	3	-	-	-	-	56
57 Symptoms and ill-defined conditions (780-796)	1	-	1	3	2	1	57
58 All other diseases (residual)	13	8	5	5	3	2	58
59 Motor vehicle accidents (E810-E823)	4	1	3	2	2	-	59
60 All other accidents (E800-E807, E825-E949)	12	8	4	4	2	2	60
61 Suicides (E950-E959)	-	-	-	1	1	-	61
62 Homicides (E960-E969)	-	-	-	-	-	-	62
63 Legal intervention (E970-E978)	-	-	-	-	-	-	63
64 All other external injuries (E980-E999)	-	-	-	1	1	-	64

TABLE XIV VITAL STATISTICS, BY CITY , BY RACE, GEORGIA, 1968

ITEM	TIFTON						TOCCOA						
	Number			Rate or Ratio*			Number			Rate or Ratio*			
	Total	White	Non-White	Total	White	Non-White	Total	White	Non-White	Total	White	Non-White	
1 Estimated population as of July 1,													1
LIVE BIRTHS													
2 Total	251	171	80	143	102	41	2
3 Delivered in hospital	226	171	55	90.0%	100.0%	68.8%	143	102	41	100.0%	100.0%	100.0%	3
4 Delivered in home by physician	-	-	-	0%	0%	0%	-	-	-	0%	0%	0%	4
5 Delivered by midwife	25	-	25	10.0%	0%	31.3%	-	-	-	0%	0%	0%	5
6 Other deliveries	-	-	-	0%	0%	0%	-	-	-	0%	0%	0%	6
7 Immature births	21	18	3	83.7	105.3	37.5	19	9	10	132.9	88.2	243.9	7
8 Live births to unwed mothers	37	6	31	147.4	35.1	387.5	10	2	8	69.9	19.6	195.1	8
FETAL DEATHS													
9 Total	6	4	2	23.9	23.4	25.0	2	-	2	14.0	0	48.8	9
10 Under 20 weeks gestation	3	2	1	12.0	11.7	12.5	1	-	1	7.0	0	24.4	10
11 20-27 weeks gestation	1	-	1	4.0	0	12.5	-	-	-	0	0	0	11
12 28 weeks and more	2	2	-	8.0	11.7	0	1	-	1	7.0	0	24.4	12
13 Unknown length of gestation	-	-	-	0	0	0	-	-	-	0	0	0	13
DEATHS													
14 Total, all ages	125	98	27	104	80	24	14
15 Under 1 year	3	-	3	12.0	0	37.5	6	4	2	42.0	39.2	48.8	15
16 Under 28 days	3	-	3	12.0	0	37.5	4	3	1	28.0	29.4	24.4	16
17 Deaths from immaturity	-	-	-	0	0	0	-	-	-	0	0	0	17
18 1-4 years **	3	2	1	0	0	0	1	-	1	0	0	0	18
19 Maternal deaths	-	-	-	0	0	0	-	-	-	0	0	0	19
CAUSE OF DEATH													
20 Dysentery (004,006,007,009)	-	-	-	-	-	-	20
21 Tuberculosis, all forms (010-019)	1	-	1	-	-	-	21
22 Meningococcal Infections (036)	-	-	-	-	-	-	22
23 Acute infectious encephalitis (062-065)	-	-	-	-	-	-	23
24 Infectious Hepatitis (070)	-	-	-	-	-	-	24
25 Typhus and other rickettsioses (080-083)	-	-	-	-	-	-	25
26 Venereal disease (090-099)	-	-	-	-	-	-	26
27 All other diseases classified as infective and parasitic (000-003, 005, 008, 020-025, 037-061, 066-069, 071-075, 084-089, 100-136)	-	-	-	-	-	-	27
28 Malignant neoplasms, including neoplasms of lymphatic and hematopoietic tissues (140-209)	21	17	4	17	14	3	28
29 Benign neoplasms and neoplasms of unspecified nature (210-239)	-	-	-	-	-	-	29
30 Diabetes Mellitus (250)	1	-	1	1	1	-	30
31 Avitaminoses & other nutritional deficiency (260-269)	-	-	-	-	-	-	31
32 Anemias (280-285)	1	1	-	-	-	-	32
33 Nonmeningococcal meningitis (320)	-	-	-	1	1	-	33
34 Active rheumatic fever (390-392)	-	-	-	-	-	-	34
35 Chronic rheumatic heart disease (393-398)	-	-	-	-	-	-	35
36 Hypertensive disease (400-404)	3	2	1	-	-	-	36
37 Ischaemic heart disease (410-414)	34	29	5	33	25	8	37
38 Other forms of heart disease (420-429)	6	4	2	1	-	1	38
39 Cerebrovascular disease (430-438)	23	19	4	14	10	4	39
40 General arteriosclerosis (440)	-	-	-	-	-	-	40
41 Other diseases of arteries, arterioles, & capillaries (441-448)	2	2	-	1	1	-	41
42 Influenza (470-474)	-	-	-	-	-	-	42
43 Pneumonia (480-486)	2	1	1	9	7	2	43
44 Bronchitis, emphysema and asthma (466, 490-493)	5	5	-	-	-	-	44
45 Other diseases of the respiratory system (460-465, 500-519)	1	1	-	1	1	-	45
46 Peptic ulcer (531-533)	-	-	-	2	1	1	46
47 Appendicitis (540-543)	1	-	1	-	-	-	47
48 Intestinal obstruction and hernia (550-553, 560)	-	-	-	-	-	-	48
49 Gastritis, duodenitis, enteritis & colitis (535, 561, 563)	-	-	-	-	-	-	49
50 Cirrhosis of liver (571)	-	-	-	2	2	-	50
51 Nephritis and nephrosis (580-584)	2	2	-	-	-	-	51
52 Hyperplasia of prostate (600)	-	-	-	-	-	-	52
53 Complications of pregnancy, childbirth and the puerperium (630-678)	-	-	-	-	-	-	53
54 Congenital anomalies (740-759)	1	1	-	-	-	-	54
55 Birth injuries, difficult labor and other anoxic and hypoxic conditions (764-768, 772, 776)	-	-	-	2	1	1	55
56 Other causes of neonatal mortality (760-763, 769-771, 773-775, 777-779)	3	-	3	1	1	-	56
57 Symptoms and ill-defined conditions (780-796)	1	-	1	-	-	-	57
58 All other diseases (residual)	4	2	2	10	9	1	58
59 Motor vehicle accidents (E810-E823)	8	8	-	5	3	2	59
60 All other accidents (E800-E807, E825-E949)	4	3	1	4	3	1	60
61 Suicides (E950-E959)	1	1	-	-	-	-	61
62 Homicides (E960-E-969)	-	-	-	-	-	-	62
63 Legal intervention (E970-E978)	-	-	-	-	-	-	63
64 All other external injuries (E980-E999)	-	-	-	-	-	-	64

TABLE XIV VITAL STATISTICS, BY CITY, BY RACE, GEORGIA, 1968

ITEM	VALDOSTA						VIDALIA					
	Number			Rate or Ratio*			Number			Rate or Ratio*		
	Total	White	Non-White	Total	White	Non-White	Total	White	Non-White	Total	White	Non-White
1 Estimated population as of July 1,												
LIVE BIRTHS												
2 Total	790	469	321	189	113	76
3 Delivered in hospital	707	466	241	89.5%	99.4%	75.1%	136	113	23	72.0%	100.0%	30.3%
4 Delivered in home by physician	4	2	2	0.5%	0.4%	0.6%	3	-	3	1.6%	0%	3.9%
5 Delivered by midwife	79	1	78	10.0%	0.2%	24.3%	50	-	50	26.5%	0%	65.8%
6 Other deliveries	-	-	-	0%	0%	0%	-	-	-	0%	0%	0%
7 Immature births	82	33	49	103.8	70.4	152.6	20	10	10	105.8	88.5	131.6
8 Live births to unwed mothers	68	11	57	86.1	23.5	177.6	29	6	23	153.4	53.1	302.6
FETAL DEATHS												
9 Total	20	15	5	25.3	32.0	15.6	6	4	2	31.7	35.4	26.3
10 Under 20 weeks gestation	9	8	1	11.4	17.1	3.1	1	1	-	5.3	8.8	0
11 20-27 weeks gestation	6	4	2	7.6	8.5	6.2	2	2	-	10.6	17.7	0
12 28 weeks and more	4	2	2	5.1	4.3	6.2	1	-	1	5.3	0	13.2
13 Unknown length of gestation	1	1	-	1.3	2.1	0	2	1	1	10.6	8.8	13.2
DEATHS												
14 Total, all ages	299	167	132	97	57	40
15 Under 1 year	17	10	7	21.5	21.3	21.8	3	1	2	15.9	8.8	26.3
16 Under 28 days	11	7	4	13.9	14.9	12.5	1	1	-	5.3	8.8	0
17 Deaths from immaturity	3	1	2	3.8	2.1	6.2	-	-	-	0	0	0
18 1-4 years **	5	3	2	-	-	-	1	1	-	-	-	-
19 Maternal deaths	-	-	-	0	0	0	-	-	-	0	0	0
CAUSE OF DEATH												
20 Dysentery (004,006,007,009)	1	1	-	-	-	-
21 Tuberculosis, all forms (010-019)	2	1	1	-	-	-
22 Meningococcal infections (036)	-	-	-	-	-	-
23 Acute infectious encephalitis (062-065)	-	-	-	-	-	-
24 Infectious Hepatitis (070)	-	-	-	-	-	-
25 Typhus and other rickettsioses (080-083)	-	-	-	-	-	-
26 Venereal disease (090-099)	-	-	-	-	-	-
27 All other diseases classified as infective and parasitic (000-003, 005, 008, 020-035, 037-061, 066-069, 071-079, 084-089, 100-136)	-	-	-	-	-	-
28 Malignant neoplasms, including neoplasms of lymphatic and haematopoietic tissues (140-209)	36	26	10	12	8	4
29 Benign neoplasms and neoplasms of unspecified nature (210-239)	2	1	1	-	-	-
30 Diabetes Mellitus (250)	4	2	2	1	1	-
31 Avitaminoses & other nutritional deficiency (260-269)	1	-	1	-	-	-
32 Anemias (280-285)	1	-	1	-	-	-
33 Nonmeningococcal meningitis (320)	-	-	-	-	-	-
34 Active rheumatic fever (390-392)	1	1	-	-	-	-
35 Chronic rheumatic heart disease (393-398)	2	1	1	-	-	-
36 Hypertensive disease (400-404)	8	4	4	1	-	1
37 Ischaemic heart disease (410-414)	68	50	18	32	19	13
38 Other forms of heart disease (420-429)	20	8	12	2	1	1
39 Cerebrovascular disease (430-438)	36	15	21	22	10	12
40 General arteriosclerosis (440)	5	4	1	8	6	2
41 Other diseases of arteries, arterioles, & capillaries (441-448)	1	-	1	-	-	-
42 Influenza (470-474)	3	1	2	1	1	-
43 Pneumonia (480-486)	9	7	2	1	-	1
44 Bronchitis, emphysema and asthma (486, 490-493)	6	3	3	1	1	-
45 Other diseases of the respiratory system (460-465, 500-519)	2	1	1	1	-	1
46 Peptic ulcer (531-533)	1	-	1	-	-	-
47 Appendicitis (540-543)	-	-	-	-	-	-
48 Intestinal obstruction and hernia (550-553, 560)	-	-	-	1	-	1
49 Gastritis, duodenitis, enteritis & colitis (535, 561, 563)	-	-	-	-	-	-
50 Cirrhosis of liver (571)	4	3	1	-	-	-
51 Nephritis and nephrosis (580-584)	3	2	1	-	-	-
52 Hyperplasia of prostate (600)	-	-	-	-	-	-
53 Complications of pregnancy, childbirth and the puerperium (630-678)	-	-	-	-	-	-
54 Congenital anomalies (740-759)	8	4	4	-	-	-
55 Birth injuries, difficult labor and other anoxic and hypoxic conditions (764-768, 772, 776)	6	5	1	1	1	-
56 Other causes of neonatal mortality (760-763, 769-771, 773-775, 777-779)	4	1	3	-	-	-
57 Symptoms and ill-defined conditions (780-796)	24	4	20	-	-	-
58 All other diseases (residual)	13	9	4	4	3	1
59 Motor vehicle accidents (E810-E823)	11	5	6	7	6	1
60 All other accidents (E800-E807, E825-E949)	12	4	8	1	-	1
61 Suicides (E950-E959)	3	3	-	-	-	-
62 Homicides (E960-E-969)	2	1	1	1	-	1
63 Legal intervention (E970-E978)	-	-	-	-	-	-
64 All other external injuries (E980-E999)	-	-	-	-	-	-

TABLE XIV VITAL STATISTICS, BY CITY, BY RACE, GEORGIA, 1968

ITEM	VILLA RICA						WARNER ROBINS						
	Number			Rate or Ratio*			Number			Rate or Ratio*			
	Total	White	Non-White	Total	White	Non-White	Total	White	Non-White	Total	White	Non-White	
1 Estimated population as of July 1,													1
LIVE BIRTHS													
2 Total	65	46	19	765	687	78	2
3 Delivered in hospital	65	46	19	100.0 %	100.0 %	100.0 %	756	686	70	98.8 %	99.9 %	89.7 %	3
4 Delivered in home by physician	-	-	-	0 %	0 %	0 %	2	1	1	0.3 %	0.1 %	1.3 %	4
5 Delivered by midwife	-	-	-	0 %	0 %	0 %	7	-	7	0.9 %	0 %	9.0 %	5
6 Other deliveries	-	-	-	0 %	0 %	0 %	-	-	-	0 %	0 %	0 %	6
7 Immature births	6	4	2	92.3	87.0	105.3	48	39	9	62.7	56.8	115.4	7
8 Live births to unwed mothers	5	-	5	76.9	0	263.2	30	17	13	39.2	24.7	166.7	8
FETAL DEATHS													
9 Total	3	2	1	46.2	43.5	52.6	16	14	2	20.9	20.4	25.6	9
10 Under 20 weeks gestation	1	1	-	15.4	21.7	0	2	2	-	2.6	2.9	0	10
11 20-27 weeks gestation	1	-	1	15.4	0	52.6	2	1	1	2.6	1.5	12.8	11
12 28 weeks and more	-	-	-	0	0	0	10	9	1	13.1	13.1	12.8	12
13 Unknown length of gestation	1	1	-	15.4	21.7	0	2	2	-	2.6	2.9	0	13
DEATHS													
14 Total, all ages	48	41	7	132	119	13	14
15 Under 1 year	2	1	1	30.8	21.7	52.6	7	7	-	9.2	10.2	0	15
16 Under 28 days	2	1	1	30.8	21.7	52.6	6	6	-	7.8	8.7	0	16
17 Deaths from immaturity	-	-	-	0	0	0	-	-	-	0	0	0	17
18 1-4 years **	-	-	-	-	-	-	2	2	-	-	-	-	18
19 Maternal deaths	-	-	-	0	0	0	-	-	-	0	0	0	19
CAUSE OF DEATH													
20 Dysentery (004,006,007,009)	-	-	-	-	-	-	20
21 Tuberculosis, all forms (010-019)	-	-	-	-	-	-	21
22 Meningococcal infections (036)	-	-	-	-	-	-	22
23 Acute infectious encephalitis (062-065)	-	-	-	-	-	-	23
24 Infectious Hepatitis (070)	-	-	-	-	-	-	24
25 Typhus and other rickettsioses (080-083)	-	-	-	-	-	-	25
26 Venereal disease (090-099)	-	-	-	-	-	-	26
27 All other diseases classified as Infective and parasitic (000-003, 005, 008, 020-035, 037-061, 066-069, 071-079, 084-089, 100-135)	-	-	-	1	1	-	27
28 Malignant neoplasms, including neoplasms of lymphatic and haematopoietic tissues (140-209)	10	8	2	20	15	5	28
29 Benign neoplasms and neoplasms of unspecified nature (210-239)	-	-	-	1	1	-	29
30 Diabetes Mellitus (250)	-	-	-	1	1	-	30
31 Avitaminoses & other nutritional deficiency (260-269)	-	-	-	-	-	-	31
32 Anemias (280-285)	-	-	-	-	-	-	32
33 Nonmeningococcal meningitis (320)	-	-	-	-	-	-	33
34 Active rheumatic fever (390-392)	-	-	-	-	-	-	34
35 Chronic rheumatic heart disease (393-398)	-	-	-	-	-	-	35
36 Hypertensive disease (400-404)	1	1	-	-	-	-	36
37 Ischaemic heart disease (410-414)	16	15	1	29	29	-	37
38 Other forms of heart disease (420-429)	-	-	-	1	1	-	38
39 Cardiovascular disease (430-438)	8	6	2	16	14	2	39
40 General arteriosclerosis (440)	-	-	-	1	1	-	40
41 Other diseases of arteries, arterioles, & capillaries (441-448)	-	-	-	3	3	-	41
42 Influenza (470-474)	1	1	-	-	-	-	42
43 Pneumonia (480-486)	1	1	-	3	3	-	43
44 Bronchitis, emphysema and asthma (466, 490-493)	-	-	-	9	9	-	44
45 Other diseases of the respiratory system (460-465, 500-519)	-	-	-	1	1	-	45
46 Peptic ulcer (531-533)	-	-	-	-	-	-	46
47 Appendicitis (540-543)	-	-	-	-	-	-	47
48 Intestinal obstruction and hernia (550-553, 560)	-	-	-	-	-	-	48
49 Gastritis, duodenitis, enteritis & colitis (535, 561, 563)	-	-	-	-	-	-	49
50 Cirrhosis of liver (571)	1	1	-	1	1	-	50
51 Nephritis and nephrosis (580-584)	1	1	-	1	-	1	51
52 Hypertrophy of prostate (600)	-	-	-	1	1	-	52
53 Complications of pregnancy, childbirth and the puerperium (630-678)	-	-	-	-	-	-	53
54 Congenital anomalies (740-759)	-	-	-	2	1	1	54
55 Birth injuries, difficult labor and other anoxic and hypoxic conditions (764-768, 772, 776)	-	-	-	5	5	-	55
56 Other causes of neonatal mortality (760-763, 769-771, 773-775, 777-779)	2	1	1	1	1	-	56
57 Symptoms and ill-defined conditions (780-796)	-	-	-	1	1	-	57
58 All other diseases (residual)	3	2	1	10	10	-	58
59 Motor vehicle accidents (E810-E823)	3	3	-	11	9	2	59
60 All other accidents (E800-E807, E825-E949)	1	1	-	7	6	1	60
61 Suicides (E950-E959)	-	-	-	5	5	-	61
62 Homicides (E960-E-969)	-	-	-	1	-	1	62
63 Legal intervention (E970-E978)	-	-	-	-	-	-	63
64 All other external injuries (E980-E999)	-	-	-	-	-	-	64

TABLE XIV VITAL STATISTICS, BY CITY, BY RACE, GEORGIA, 1968

ITEM	WASHINGTON						WAYCROSS						
	Number			Rate or Ratio*			Number			Rate or Ratio*			
	Total	White	Non-White	Total	White	Non-White	Total	White	Non-White	Total	White	Non-White	
1 Estimated population as of July 1,													1
LIVE BIRTHS													
2 Total	64	28	36	367	205	162	2
3 Delivered in hospital	64	28	36	100.0%	100.0%	100.0%	366	205	161	99.7%	100.0%	99.4%	3
4 Delivered in home by physician	-	-	-	0%	0%	0%	1	-	1	0.3%	0%	0.6%	4
5 Delivered by midwife	-	-	-	0%	0%	0%	-	-	-	0%	0%	0%	5
6 Other deliveries	-	-	-	0%	0%	0%	-	-	-	0%	0%	0%	6
7 Immature births	6	1	5	93.8	35.7	138.9	44	13	31	119.9	63.4	191.4	7
8 Live births to unwed mothers	17	-	17	265.6	0	472.2	62	12	50	168.9	58.5	308.6	8
FETAL DEATHS													
9 Total	2	-	2	31.3	0	55.6	32	21	11	87.2	102.4	67.9	9
10 Under 20 weeks gestation	2	-	2	31.3	0	55.6	18	13	5	49.0	63.4	30.9	10
11 20-27 weeks gestation	-	-	-	0	0	0	7	5	2	19.1	24.4	12.3	11
12 28 weeks and more	-	-	-	0	0	0	7	3	4	19.1	14.6	24.7	12
13 Unknown length of gestation	-	-	-	0	0	0	-	-	-	0	0	0	13
DEATHS													
14 Total, all ages	64	28	36	243	141	102	14
15 Under 1 year	3	1	2	46.9	35.7	55.6	12	5	7	32.7	24.4	43.2	15
16 Under 28 days	2	1	1	31.3	35.7	27.8	8	5	3	21.8	24.4	18.5	16
17 Deaths from immaturity	-	-	-	0	0	0	-	-	-	0	0	0	17
18 1-4 years **	-	-	-	-	-	-	2	1	1	-	-	-	18
19 Maternal deaths	-	-	-	0	0	0	-	-	-	0	0	0	19
CAUSE OF DEATH													
20 Dysentery (004,006,007,009)	-	-	-	-	-	-	20
21 Tuberculosis, all forms (010-019)	-	-	-	-	-	-	21
22 Meningococcal Infections (036)	-	-	-	-	-	-	22
23 Acute Infectious encephalitis (062-065)	-	-	-	-	-	-	23
24 Infectious Hepatitis (070)	-	-	-	-	-	-	24
25 Typhus and other rickettsioses (080-083)	-	-	-	-	-	-	25
26 Venereal disease (090-099)	1	-	1	-	-	-	26
27 All other diseases classified as infective and parasitic (000-003, 005, 008, 020-035, 037-061, 066-069, 071-079, 084-089, 100-136)	-	-	-	2	-	2	27
28 Malignant neoplasms, including neoplasms of lymphatic and haematopoietic tissues (140-209)	6	1	5	35	21	14	28
29 Benign neoplasms and neoplasms of unspecified nature (210-239)	-	-	-	1	-	1	29
30 Diabetes Mellitus (250)	1	1	-	6	4	2	30
31 Avitaminoses & other nutritional deficiency (260-269)	-	-	-	-	-	-	31
32 Anemias (280-285)	1	-	1	-	-	-	32
33 Nonmeningococcal meningitis (320)	-	-	-	-	-	-	33
34 Active rheumatic fever (390-392)	-	-	-	-	-	-	34
35 Chronic rheumatic heart disease (393-398)	-	-	-	1	-	1	35
36 Hypertensive disease (400-404)	2	-	2	8	4	4	36
37 Ischaemic heart disease (410-414)	18	12	6	90	59	31	37
38 Other forms of heart disease (420-429)	-	-	-	8	1	7	38
39 Cardiovascular disease (430-438)	5	3	2	21	8	13	39
40 General arteriosclerosis (440)	3	-	3	2	2	-	40
41 Other diseases of arteries, arterioles, & capillaries (441-448)	-	-	-	1	1	-	41
42 Influenza (470-474)	1	-	1	-	-	-	42
43 Pneumonia (480-486)	5	1	4	8	5	3	43
44 Bronchitis, emphysema and asthma (466, 490-493)	1	1	-	4	4	-	44
45 Other diseases of the respiratory system (460-465, 500-519)	2	2	-	7	3	4	45
46 Peptic ulcer (531-533)	-	-	-	2	2	-	46
47 Appendicitis (540-543)	-	-	-	-	-	-	47
48 Intestinal obstruction and hernia (550-553, 560)	-	-	-	-	-	-	48
49 Gastritis, duodenitis, enteritis & colitis (535, 561, 563)	-	-	-	-	-	-	49
50 Cirrhosis of liver (571)	1	1	-	7	6	1	50
51 Nephritis and nephrosis (580-584)	-	-	-	-	-	-	51
52 Hyperplasia of prostate (600)	1	1	-	-	-	-	52
53 Complications of pregnancy, childbirth and the puerperium (630-678)	-	-	-	-	-	-	53
54 Congenital anomalies (740-759)	1	1	-	4	3	1	54
55 Birth injuries, difficult labor and other anoxic and hypoxic conditions (764-768, 772, 776)	1	-	1	3	2	1	55
56 Other causes of neonatal mortality (760-763, 769-771, 773-775, 777-779)	-	-	-	1	-	1	56
57 Symptoms and ill-defined conditions (780-796)	1	-	1	-	-	-	57
58 All other diseases (residual)	6	1	5	14	6	8	58
59 Motor vehicle accidents (E810-E823)	4	1	3	9	6	3	59
60 All other accidents (E800-E807, E825-E949)	2	1	1	4	2	2	60
61 Suicides (E950-E959)	1	1	-	2	2	-	61
62 Homicides (E960-E969)	-	-	-	3	-	3	62
63 Legal intervention (E970-E978)	-	-	-	-	-	-	63
64 All other external injuries (E980-E998)	-	-	-	-	-	-	64

TABLE XIV VITAL STATISTICS, BY CITY , BY RACE, GEORGIA, 1968

ITEM	WAYNESBORO						WEST POINT						
	Number			Rate or Ratio*			Number			Rate or Ratio*			
	Total	White	Non-White	Total	White	Non-White	Total	White	Non-White	Total	White	Non-White	
1 Estimated population as of July 1,													1
LIVE BIRTHS													
2 Total	117	43	74	90	35	55	2
3 Delivered in hospital	105	43	62	89.7%	100.0%	83.8%	76	35	41	84.4%	100.0%	74.5%	3
4 Delivered in home by physician	1	-	1	0.9%	0%	1.4%	2	-	2	2.2%	0%	3.6%	4
5 Delivered by midwife	11	-	11	9.4%	0%	14.9%	12	-	12	13.3%	0%	21.8%	5
6 Other deliveries	-	-	-	0%	0%	0%	-	-	-	0%	0%	0%	6
7 Immature births	14	3	11	119.7	69.8	148.6	17	4	13	188.9	114.3	236.4	7
8 Live births to unwed mothers	29	1	28	247.9	23.3	378.4	20	2	18	222.2	57.1	327.3	8
FETAL DEATHS													
9 Total	5	1	4	42.7	23.3	54.1	1	-	1	11.1	0	18.2	9
10 Under 20 weeks gestation	-	-	-	0	0	0	-	-	-	0	0	0	10
11 20-27 weeks gestation	1	-	1	8.5	0	13.5	-	-	-	0	0	0	11
12 28 weeks and more	4	1	3	34.2	23.3	40.5	1	-	1	11.1	0	18.2	12
13 Unknown length of gestation	-	-	-	0	0	0	-	-	-	0	0	0	13
DEATHS													
14 Total, all ages	64	23	41	49	21	28	14
15 Under 1 year	5	1	4	42.7	23.3	54.1	4	-	4	44.4	0	72.7	15
16 Under 28 days	3	1	2	25.6	23.3	27.0	2	-	2	22.2	0	36.4	16
17 Deaths from immaturity	1	-	1	8.5	0	13.5	1	-	1	11.1	0	18.2	17
18 1-4 years **	-	-	-	-	-	-	1	-	1	-	-	-	18
19 Maternal deaths	-	-	-	0	0	0	-	-	-	0	0	0	19
CAUSE OF DEATH													
20 Dysentery (004,005,007,009)	1	-	1	-	-	-	20
21 Tuberculosis, all forms (010-019)	-	-	-	-	-	-	21
22 Meningococcal infections (036)	-	-	-	-	-	-	22
23 Acute infectious encephalitis (062-065)	-	-	-	-	-	-	23
24 Infectious hepatitis (070)	-	-	-	-	-	-	24
25 Typhus and other rickettsioses (080-083)	-	-	-	-	-	-	25
26 Venereal disease (090-099)	-	-	-	-	-	-	26
27 All other diseases classified as infective and parasitic (000-003, 005, 008, 020-035, 037-061, 066-069, 071-079, 084-089, 100-136)	1	1	-	1	-	1	27
28 Malignant neoplasms, including neoplasms of lymphatic and hematopoietic tissues (140-209)	7	4	3	3	2	1	28
29 Benign neoplasms and neoplasms of unspecified nature (210-239)	-	-	-	-	-	-	29
30 Diabetes Mellitus (250)	2	1	1	-	-	-	30
31 Avitaminoses & other nutritional deficiency (260-269)	1	-	1	-	-	-	31
32 Anemias (280-285)	-	-	-	-	-	-	32
33 Nonmeningococcal meningitis (320)	-	-	-	-	-	-	33
34 Active rheumatic fever (390-392)	-	-	-	-	-	-	34
35 Chronic rheumatic heart disease (393-398)	-	-	-	-	-	-	35
36 Hypertensive disease (400-404)	1	-	1	1	-	1	36
37 Ischaemic heart disease (410-414)	18	5	13	13	4	9	37
38 Other forms of heart disease (420-429)	1	-	1	1	-	1	38
39 Cerebrovascular disease (430-438)	17	6	11	12	6	6	39
40 General arteriosclerosis (440)	-	-	-	1	1	-	40
41 Other diseases of arteries, arterioles, & capillaries (441-448)	1	-	1	-	-	-	41
42 Influenza (470-474)	-	-	-	-	-	-	42
43 Pneumonia (480-486)	2	1	1	4	-	4	43
44 Bronchitis, emphysema and asthma (465, 490-493)	1	-	1	1	1	-	44
45 Other diseases of the respiratory system (460-465, 500-519)	-	-	-	-	-	-	45
46 Peptic ulcer (531-533)	-	-	-	-	-	-	46
47 Appendicitis (540-543)	-	-	-	-	-	-	47
48 Intestinal obstruction and hernia (550-553, 560)	-	-	-	-	-	-	48
49 Gastritis, duodenitis, enteritis & colitis (535, 561, 563)	-	-	-	-	-	-	49
50 Cirrhosis of liver (571)	-	-	-	2	2	-	50
51 Nephritis and nephrosis (580-584)	1	-	1	1	1	-	51
52 Hyperplasia of prostate (600)	-	-	-	-	-	-	52
53 Complications of pregnancy, childbirth and the puerperium (630-678)	-	-	-	-	-	-	53
54 Congenital anomalies (740-759)	-	-	-	-	-	-	54
55 Birth injuries, difficult labor and other anoxic and hypoxic conditions (764-768, 772, 776)	1	-	1	-	-	-	55
56 Other causes of neonatal mortality (760-763, 769-771, 773-775, 777-779)	1	-	1	2	-	2	56
57 Symptoms and ill-defined conditions (780-796)	-	-	-	-	-	-	57
58 All other diseases (residual)	2	2	-	2	1	1	58
59 Motor vehicle accidents (E810-E823)	1	-	1	2	1	1	59
60 All other accidents (E800-E807, E825-E949)	3	3	-	1	1	-	60
61 Suicides (E950-E959)	-	-	-	1	1	-	61
62 Homicides (E960-E-969)	2	-	2	1	-	1	62
63 Legal intervention (E970-E978)	-	-	-	-	-	-	63
64 All other external injuries (E980-E999)	-	-	-	-	-	-	64

TABLE XIV VITAL STATISTICS, BY CITY , BY RACE, GEORGIA, 1968

ITEM	WINDER												
	Number			Rate or Ratio*			Number			Rate or Ratio*			
	Total	White	Non-White	Total	White	Non-White	Total	White	Non-White	Total	White	Non-White	
1 Estimated population as of July 1,													1
LIVE BIRTHS													
2 Total	118	91	27	---	---	---							2
3 Delivered in hospital	118	91	27	100.0%	100.0%	100.0%							3
4 Delivered in home by physician	--	--	--	0%	0%	0%							4
5 Delivered by midwife	--	--	--	0%	0%	0%							5
6 Other deliveries	--	--	--	0%	0%	0%							6
7 Immature births	9	7	2	76.3	76.9	74.1							7
8 Live births to unwed mothers	13	3	10	110.2	33.0	370.4							8
FETAL DEATHS													
9 Total	3	2	1	25.4	22.0	37.0							9
10 Under 20 weeks gestation	--	--	--	0	0	0							10
11 20-27 weeks gestation	--	--	--	0	0	0							11
12 28 weeks and more	3	2	1	25.4	22.0	37.0							12
13 Unknown length of gestation	--	--	--	0	0	0							13
DEATHS													
14 Total, all ages	66	56	10	---	---	---							14
15 Under 1 year	3	1	2	25.4	11.0	74.1							15
16 Under 28 days	2	1	1	16.9	11.0	37.0							16
17 Deaths from immaturity	--	--	--	0	0	0							17
18 1-4 years **	2	2	--	--	--	--							18
19 Maternal deaths	--	--	--	0	0	0							19
CAUSE OF DEATH													
20 Dysentery (004,006,007,009)	1	--	1	---	---	---							20
21 Tuberculosis, all forms (010-019)	--	--	--	---	---	---							21
22 Meningococcal infections (036)	--	--	--	---	---	---							22
23 Acute infectious encephalitis (062-065)	--	--	--	---	---	---							23
24 Infectious Hepatitis (070)	--	--	--	---	---	---							24
25 Typhus and other rickettsioses (080-083)	--	--	--	---	---	---							25
26 Venereal disease (090-099)	--	--	--	---	---	---							26
27 All other diseases classified as infective and parasitic (000-003, 005, 008, 020-035, 037-061, 056-069, 071-079, 084-089, 100-136)	--	--	--	---	---	---							27
28 Malignant neoplasms, including neoplasms of lymphatic and haematopoietic tissues (140-209)	16	16	--	---	---	---							28
29 Benign neoplasms and neoplasms of unspecified nature (210-239)	--	--	--	---	---	---							29
30 Diabetes Mellitus (250)	--	--	--	---	---	---							30
31 Avitaminoses & other nutritional deficiency (260-269)	--	--	--	---	---	---							31
32 Anemias (280-285)	--	--	--	---	---	---							32
33 Nonmeningococcal meningitis (320)	--	--	--	---	---	---							33
34 Active rheumatic fever (390-392)	--	--	--	---	---	---							34
35 Chronic rheumatic heart disease (393-398)	--	--	--	---	---	---							35
36 Hypertensive disease (400-404)	2	2	--	---	---	---							36
37 Ischaemic heart disease (410-414)	17	16	1	---	---	---							37
38 Other forms of heart disease (420-429)	--	--	--	---	---	---							38
39 Cardiovascular disease (430-438)	13	9	4	---	---	---							39
40 General arteriosclerosis (440)	--	--	--	---	---	---							40
41 Other diseases of arteries, arterioles, & capillaries (441-448)	--	--	--	---	---	---							41
42 Influenza (470-474)	--	--	--	---	---	---							42
43 Pneumonia (480-486)	3	2	1	---	---	---							43
44 Bronchitis, emphysema and asthma (466, 490-493)	3	2	1	---	---	---							44
45 Other diseases of the respiratory system (460-465, 500-519)	--	--	--	---	---	---							45
46 Peptic ulcer (531-533)	1	1	--	---	---	---							46
47 Appendicitis (540-543)	--	--	--	---	---	---							47
48 Intestinal obstruction and hernia (550-553, 560)	--	--	--	---	---	---							48
49 Gastritis, duodenitis, enteritis & colitis (535, 561, 563)	--	--	--	---	---	---							49
50 Cirrhosis of liver (571)	--	--	--	---	---	---							50
51 Nephritis and nephrosis (580-584)	1	--	1	---	---	---							51
52 Hyperplasia of prostate (600)	--	--	--	---	---	---							52
53 Complications of pregnancy, childbirth and the puerperium (630-678)	--	--	--	---	---	---							53
54 Congenital anomalies (740-759)	3	3	--	---	---	---							54
55 Birth injuries, difficult labor and other anoxic and hypoxic conditions (764-768, 772, 776)	2	1	1	---	---	---							55
56 Other causes of neonatal mortality (760-763, 769-771, 773-775, 777-779)	--	--	--	---	---	---							56
57 Symptoms and ill-defined conditions (780-796)	--	--	--	---	---	---							57
58 All other diseases (residual)	1	1	--	---	---	---							58
59 Motor vehicle accidents (E810-E823)	2	2	--	---	---	---							59
60 All other accidents (E800-E807, E825-E949)	--	--	--	---	---	---							60
61 Suicides (E950-E959)	1	1	--	---	---	---							61
62 Homicides (E960-E-969)	--	--	--	---	---	---							62
63 Legal intervention (E970-E978)	--	--	--	---	---	---							63
64 All other external injuries (E980-E999)	--	--	--	---	---	---							64

* Rates and ratios: live birth rates are per 1,000 estimated population; deaths all ages and deaths by cause of death are per 100,000 estimated population; maternal death ratios are per 10,000 live births and all other rates are per 1,000 live births.

** No rate can be computed on deaths in 1 - 4 years age group by county because estimated population for that age group is not available.

NOTE: Rates on total deaths and total live births by city cannot be computed because no estimates of city population were made for 1968.

TABLE XV - NUMBER OF PHYSICIANS IN PRIVATE PRACTICE AND AVERAGE NUMBER OF PERSONS PER PHYSICIAN,
BY COUNTY, GEORGIA, SEPTEMBER 1, 1968

County	Number Physicians	Average Number Persons Per Physician*	County	Number Physicians	Average Number Persons Per Physician*
TOTAL	3,024	1,472	Jeff Davis	3	3,367
Appling	5	2,920	Jefferson	7	2,700
Atkinson	1	6,300	Jenkins	3	3,000
Bacon	4	2,100	Johnson	2	4,300
Baker	-	...	Jones	2	5,800
Baldwin	11	2,691	Lamar	4	2,750
Banks	1	7,600	Lanier	3	1,600
Barrow	7	2,300	Laurens	16	2,063
Bartow	8	4,175	Lee	-	...
Ben Hill	6	2,233	Liberty	2	4,850
Berrien	4	2,750	Lincoln	1	6,000
Bibb	150	1,009	Long	-	...
Bleckley	2	5,050	Lowndes	39	1,323
Brantley	1	5,900	Lumpkin	3	2,767
Brooks	5	3,000	Macon	6	2,233
Bryan	1	6,800	Madison	2	6,650
Bulloch	10	2,810	Marion	2	2,750
Burke	9	2,300	McDuffie	6	2,350
Butts	2	5,200	McIntosh	1	7,300
Calhoun	3	2,300	Meriwether	6	3,383
Camden	7	1,600	Miller	3	2,300
Candler	4	1,725	Mitchell	7	3,043
Carroll	25	1,632	Monroe	5	2,320
Catoosa	10	2,650	Montgomery	2	3,500
Charlton	3	2,033	Morgen	4	2,650
Chatham	167	1,078	Murray	3	4,667
Chattahoochee	-	...	Muscogee	117	1,250
Chattooga	8	2,500	Newton	8	3,188
Cherokee	9	3,156	Oconee	1	8,100
Clarke	59	820	Oglethorpe	1	8,200
Clay	2	2,100	Paulding	4	4,125
Clayton	20	3,945	Peach	9	1,778
Clinch	2	3,800	Pickens	5	1,860
Cobb	135	1,270	Pierce	4	2,500
Coffee	7	2,871	Pike	1	7,700
Colquitt	15	2,227	Polk	14	2,150
Columbia	5	4,220	Pulaski	5	1,640
Cook	5	2,600	Putnam	3	2,933
Coweta	21	1,533	Quitman	-	...
Crawford	1	6,000	Rabun	4	2,025
Crisp	9	2,022	Randolph	4	2,450
Dade	3	3,200	Richmond	144	1,041
Dawson	-	...	Rockdale	3	5,800
Decatur	9	2,644	Schley	1	3,200
DeKalb	216	1,747	Screven	5	2,740
Dodge	6	2,933	Seminole	5	1,640
Dooly	3	3,667	Spalding	31	1,287
Dougherty	54	1,450	Stephens	21	938
Douglas	6	3,983	Stewart	3	2,233
Early	4	3,475	Sumter	12	2,242
Echols	-	...	Talbot	2	3,650
Effingham	3	4,333	Taliaferro	-	...
Elbert	9	1,989	Tattnall	3	4,833
Emanuel	5	4,080	Taylor	3	2,700
Evans	3	2,367	Telfair	5	2,440
Fannin	3	4,600	Terrell	5	2,440
Fayette	3	3,267	Thomas	29	1,297
Floyd	68	1,062	Tift	15	1,800
Forsyth	6	2,617	Toombs	9	2,211
Franklin	7	1,843	Towns	2	2,350
Fulton	864	704	Treutlen	2	3,200
Gilmer	4	2,275	Troup	43	1,102
Glascok	1	2,600	Turner	4	2,175
Glynn	48	1,006	Twiggs	2	4,300
Gordon	9	2,567	Union	1	7,600
Grady	4	4,700	Upson	18	1,389
Greene	5	2,200	Walker	14	3,893
Gwinnett	16	3,831	Walton	9	2,600
Habersham	9	2,144	Ware	34	1,038
Hall	44	1,332	Warren	2	3,550
Hancock	2	4,900	Washington	9	2,133
Haralson	7	2,271	Wayne	9	2,044
Harris	4	3,100	Webster	-	...
Hart	3	3,800	Wheeler	2	2,750
Heard	2	2,600	White	2	3,900
Henry	4	6,275	Whitfield	31	1,765
Houston	22	2,323	Wilcox	2	3,500
Irwin	4	2,075	Wilkes	7	1,586
Jackson	6	3,433	Wilkinson	4	2,450
Jasper	3	1,967	Worth	6	2,600

* Based on Estimated Civilian Population of Georgia as of July 1, 1968
... Not Applicable

SOURCE: Georgia Department of Public Health, Medical Directory of Georgia
by Counties, Revised, September 1, 1968

TABLE XVI-A
ESTIMATED STATE TOTAL AND STATE TOTAL CIVILIAN POPULATION, BY RACE;
ESTIMATED CIVILIAN NON-INSTITUTIONAL POPULATION
(EXCLUDING ON-BASE DEPENDENTS OF ARMED FORCES),
BY COUNTY AND RACE, GEORGIA, JULY 1, 1968

Area	Total	White	Nonwhite	Area	Total	White	Nonwhite
STATE TOTAL 1/	4,568,000	3,383,700	1,184,300	Jefferson	18,900	8,300	10,600
STATE TOTAL CIVILIAN 2/	4,452,000	3,277,800	1,174,200	Jenkins	9,000	4,900	4,100
TOTAL, ALL COUNTIES 3/	4,414,200	3,248,700	1,165,500	Johnson	8,600	5,800	2,800
Appling	14,600	11,500	3,100	Jones	11,600	6,600	5,000
Atkinson	6,300	4,600	1,700	Lamar	11,000	7,000	4,000
Bacon	8,400	7,100	1,300	Lanier	4,800	3,300	1,500
Baker	4,100	1,800	2,300	Laurens	33,000	21,400	11,600
Baldwin	29,600	18,100	11,500	Lee	6,800	3,000	3,800
Banks	7,600	7,100	500	Liberty	9,700	4,400	5,300
Barrow	16,100	13,300	2,800	Lincoln	6,000	3,200	2,800
Bartow	33,400	28,800	4,600	Long	4,000	2,500	1,500
Ben Hill	13,400	9,500	3,900	Lowndes	51,600	35,100	16,500
Berrien	11,000	9,400	1,600	Lumpkin	8,300	8,200	100
Bibb	151,400	102,400	49,000	Macon	13,400	5,700	7,700
Bleckley	10,100	7,400	2,700	Madison	13,300	11,000	2,300
Brantley	5,900	5,200	700	Marion	5,500	2,500	3,000
Brooks	15,000	7,700	7,300	McDuffie	14,100	8,600	5,500
Bryan	6,800	4,500	2,300	McIntosh	7,300	3,100	4,200
Bulloch	28,100	18,400	9,700	Meriwether	20,300	10,800	9,500
Burke	20,700	7,700	13,000	Miller	6,900	4,800	2,100
Butts	10,400	5,800	4,600	Mitchell	21,300	11,100	10,200
Calhoun	6,900	2,800	4,100	Monroe	11,600	6,500	5,100
Camden	11,200	6,800	4,400	Montgomery	7,000	4,300	2,700
Candler	6,900	4,600	2,300	Morgan	10,600	5,700	4,900
Carroll	40,800	32,900	7,900	Murray	14,000	13,900	100
Catoosa	26,500	26,200	300	Mascogee	146,300	108,900	37,400
Charlton	6,100	4,300	1,800	Newton	25,500	17,300	8,200
Chatham	180,000	114,000	66,000	Oconee	8,100	6,700	1,400
Chattoahoochee	2,100	1,400	700	Oglethorpe	8,200	4,900	3,300
Chattooga	20,000	18,100	1,900	Paulding	16,500	15,100	1,400
Cherokee	28,400	27,400	1,000	Peach	16,000	6,900	9,100
Clarke	48,400	37,700	10,700	Pickens	9,300	9,000	300
Clay	4,200	1,800	2,400	Pierce	10,000	7,900	2,100
Clayton	78,900	72,700	6,200	Pike	7,700	4,300	3,400
Clinch	7,600	4,800	2,800	Polk	30,100	25,100	5,000
Cobb	171,400	161,400	10,000	Fulaski	8,200	5,000	3,200
Coffee	20,100	14,800	5,300	Putnam	8,800	4,300	4,500
Colquitt	33,400	25,500	7,900	Quitman	2,600	1,000	1,600
Columbia	21,100	14,600	6,500	Rabun	8,100	8,100	0
Cook	13,000	9,300	3,700	Randolph	9,800	4,100	5,700
Coweta	32,200	21,100	11,100	Richmond	149,900	101,700	48,200
Crawford	6,000	2,600	3,400	Rockdale	17,400	13,300	4,100
Crisp	18,200	10,700	7,500	Schley	3,200	1,600	1,600
Dade	9,600	9,500	100	Screven	13,700	6,800	6,900
Dawson	3,800	3,800	0	Seminole	8,200	5,300	2,900
Decatur	23,800	13,900	9,900	Spalding	39,900	29,800	10,100
DeKalb	377,400	341,000	36,400	Stephens	19,700	17,000	2,700
Dodge	17,600	12,700	4,900	Stewart	6,700	2,300	4,400
Dooley	11,000	5,400	5,600	Sumter	26,900	14,300	12,600
Dougherty	78,300	49,100	29,200	Talbot	7,300	2,600	4,700
Douglas	23,900	20,800	3,100	Taliaferro	2,500	1,000	1,500
Early	13,900	7,500	6,400	Tattnall	14,500	10,600	3,900
Echols	1,800	1,300	500	Taylor	8,100	4,500	3,600
Effingham	13,000	9,200	3,800	Telfair	12,200	8,100	4,100
Elbert	17,900	12,300	5,600	Terrell	12,200	4,700	7,500
Emanuel	20,400	14,000	6,400	Thomas	37,600	23,000	14,600
Evans	7,100	4,600	2,500	Tift	27,000	19,700	7,300
Fannin	13,800	13,800	0	Toombs	19,900	14,700	5,200
Fayette	9,800	7,100	2,700	Towns	4,700	4,700	0
Floyd	72,200	62,700	9,500	Treutlen	6,400	4,400	2,000
Forsyth	15,700	15,700	0	Troup	47,400	32,400	15,000
Franklin	12,900	10,800	2,100	Turner	8,700	5,700	3,000
Fulton	608,600	402,400	206,200	Twiggs	8,600	3,700	4,900
Gilmer	9,100	9,100	0	Union	7,600	7,600	0
Glascok	2,600	1,800	800	Upson	25,000	18,200	6,800
Glynn	48,300	35,300	13,000	Walker	54,500	51,900	2,600
Gordon	23,100	21,800	1,300	Walton	23,400	16,400	7,000
Grady	18,800	12,100	6,700	Ware	35,300	27,400	7,900
Greene	11,000	5,200	5,800	Warren	7,100	2,800	4,300
Gwinnett	61,300	57,300	4,000	Washington	19,200	9,000	10,200
Habersham	19,300	18,600	700	Wayne	18,400	14,800	3,600
Hall	58,600	52,500	6,100	Webster	3,000	1,200	1,800
Hancock	9,800	2,800	7,000	Wheeler	5,500	3,800	1,700
Haralson	15,900	14,700	1,200	White	7,800	7,500	300
Harris	12,400	6,300	6,100	Whitfield	54,700	52,800	1,900
Hart	17,400	13,100	4,300	Wilcox	7,000	4,800	2,200
Heard	5,200	4,100	1,100	Wilkes	11,100	5,600	5,500
Henry	25,100	15,500	9,600	Wilkinson	9,800	5,300	4,500
Houston	51,100	40,200	10,900	Worth	15,600	8,600	7,000
Irwin	8,300	5,400	2,900				
Jackson	20,600	18,200	2,400				
Jasper	5,900	2,900	3,000				
Jeff Davis	10,100	8,500	1,600				

See Notes on last page.

TABLE XVI-B
 INSTITUTIONAL POPULATION, BY INSTITUTION, ^{4/}
 BY RACE, GEORGIA, JULY 1, 1968

Institution	Total	White	Nonwhite
TOTAL, ALL INSTITUTIONS	16,600	10,000	6,600
Batley Hospital (Floyd County)	400	200	200
Central State Hospital (Baldwin County)	9,800	6,100	3,700
Georgia Industrial Institute (Habersham County)	900	300	600
Georgia State Prison (Tattnall County)	2,900	1,400	1,500
Gracewood State School and Hospital (Richmond County)	1,700	1,500	200
Southwestern State Hospital (Total)	900	500	400
(Pt. Thomas County)	700	400	300
(Pt. Decatur County)	200	100	100

POPULATION ESTIMATE, GEORGIA, JULY 1, 1968

NOTES:

- ^{1/} State total population includes all persons residing in the State on estimate date.
- ^{2/} State total civilian population excludes Armed Forces population.
- ^{3/} All county figures exclude Armed Forces population, on-base dependents of Armed Forces and State institutional population.
- ^{4/} Institutional population includes only those State institutions which have had a census of 500 or more persons since 1960.

No city population estimates were made in 1968.

SOURCE: Georgia Department of Public Health
 Biostatistics Service
 Atlanta, Georgia

TABLE XVI-C
ESTIMATED TOTAL POPULATION BY RACE, SEX AND AGE, GEORGIA, JULY 1, 1968

Age Group	TOTAL	White			Nonwhite		
		Total	Male	Female	Total	Male	Female
TOTAL, ALL AGES	4,568,000	3,383,700	1,681,200	1,702,500	1,184,300	563,900	620,400
Under 1 year	87,700	58,900	30,200	28,700	28,800	14,600	14,200
1-4 years	389,400	289,200	140,800	148,400	100,200	47,200	53,000
5-9 years	472,000	349,800	170,400	179,400	122,200	57,600	64,600
10-14 years	436,900	323,500	157,600	165,900	113,400	53,500	59,900
15-19 years	479,100	356,900	183,100	173,800	122,200	58,700	63,500
20-24 years	363,800	274,400	149,500	124,900	89,400	44,100	45,300
25-29 years	310,700	231,200	115,300	115,900	79,500	38,100	41,400
30-34 years	281,400	208,900	103,200	105,700	72,500	34,600	37,900
35-39 years	283,500	210,500	103,300	107,200	73,000	34,600	38,400
40-44 years	278,600	206,500	101,900	104,600	72,100	34,200	37,900
45-49 years	274,700	202,900	99,300	103,600	71,800	33,900	37,900
50-54 years	221,000	163,000	79,400	83,600	58,000	27,400	30,600
55-59 years	196,700	145,000	70,600	74,400	51,700	24,400	27,300
60-64 years	146,600	108,100	52,600	55,500	38,500	18,100	20,400
65-69 years	132,600	97,700	47,500	50,200	34,900	16,400	18,500
70-74 years	98,100	72,300	35,200	37,100	25,800	12,200	13,600
75-79 years	63,800	47,000	22,900	24,100	16,800	7,900	8,900
80-84 years	31,600	23,300	11,300	12,000	8,300	3,900	4,400
85 years and over	19,800	14,600	7,100	7,500	5,200	2,500	2,700

TABLE XVII - TOTAL POPULATION BY CENSUS YEARS BY AGE AND RACE, GEORGIA, 1920-1960

Age	Number					Per Cent Distribution				
	1960	1950	1940	1930	1920	1960	1950	1940	1930	1920
Total										
Total, all ages	3,943,116	3,444,578	3,123,723	2,908,506	2,895,832	100.0	100.0	100.0	100.0	100.0
Under 5 years	471,901	422,486	313,122	316,404	363,229	11.9	12.3	10.0	10.9	12.5
5 - 14 years	851,848	666,501	644,065	692,770	747,685	21.6	19.3	20.6	23.8	25.8
15 - 24 years	602,765	567,999	633,048	622,962	580,363	15.3	16.5	20.3	21.4	20.0
25 - 44 years	1,013,165	1,005,559	897,303	744,444	737,099	25.7	29.2	28.7	25.6	25.5
45 - 64 years	712,776	562,378	477,471	416,804	362,405	18.1	16.3	15.3	14.3	12.5
65 years & over	290,661	219,655	158,714	113,278	102,111	7.4	6.4	5.1	3.9	3.5
Not reported	-	-	-	1,844	2,940	0	0	0	0.1	0.1
White										
Total, all ages	2,817,223	2,380,577	2,038,278	1,837,021	1,689,114	100.0	100.0	100.0	100.0	100.0
Under 5 years	308,752	276,321	193,741	200,353	217,864	11.0	11.6	9.5	10.9	12.9
5 - 14 years	567,780	431,958	401,814	427,296	423,031	20.2	18.1	19.8	23.3	25.0
15 - 24 years	427,490	385,584	403,636	376,348	323,636	15.2	16.2	19.8	20.5	19.2
25 - 44 years	766,114	722,534	597,165	482,449	443,295	27.2	30.4	29.3	26.3	26.2
45 - 64 years	531,801	409,754	336,232	271,590	214,251	18.9	17.2	16.5	14.8	12.7
65 years & over	215,286	154,426	105,690	78,022	65,896	7.6	6.5	5.1	4.2	3.9
Not reported	-	-	-	953	1,141	0	0	0	0.1	0.1
Nonwhite										
Total, all ages	1,125,893	1,064,001	1,085,445	1,071,485	1,206,718	100.0	100.0	100.0	100.0	100.0
Under 5 years	163,149	146,165	119,381	116,051	145,365	14.5	13.7	11.0	10.8	12.0
5 - 14 years	284,068	234,543	242,251	265,474	324,654	25.2	22.0	22.3	24.8	26.9
15 - 24 years	175,275	182,415	229,412	246,614	256,727	15.6	17.1	21.1	23.0	21.3
25 - 44 years	247,051	283,025	300,138	261,995	293,804	21.9	26.6	27.7	24.5	24.3
45 - 64 years	180,975	152,624	141,239	145,214	148,154	16.1	14.3	13.0	13.6	12.3
65 years & over	75,375	65,229	53,024	35,256	36,215	6.7	6.1	4.9	3.3	3.0
Not reported	-	-	-	881	1,799	0	0	0	0.1	0.1

Source: U.S. Census 1920, 1930, 1940, 1950, 1960.

TABLE XVIII - MARRIAGES BY RACE, BY COUNTY OF APPLICATION AND DIVORCES AND ANNULMENTS BY COUNTY OF OCCURRENCE, GEORGIA, 1968

County	Marriages			Divorces Total	Annulments Total
	Total	White	Nonwhite		
TOTAL	61,252	48,901	12,351	15,520	70
Appling	193	159	34	30	-
Atkinson	72	64	8	7	-
Bacon	170	147	23	29	-
Baker	49	24	25	5	-
Baldwin	244	160	84	93	-
Banks	54	49	5	-	-
Barrow	149	115	34	45	-
Bartow	329	287	42	141	-
Ben Hill	134	103	31	47	-
Berrien	113	100	13	32	1
Bibb	1,379	947	432	736	4
Bleckley	84	66	18	23	-
Brantley	162	148	14	14	-
Brooks	305	167	138	22	-
Bryan	58	41	17	30	-
Bulloch	214	136	78	67	2
Burke	143	43	100	33	-
Butts	99	62	37	20	-
Calhoun	36	10	26	2	-
Camden	2,342	2,030	312	39	-
Candler	71	50	21	12	-
Carroll	440	365	75	89	1
Catoosa	3,581	3,203	378	118	1
Charlton	3,183	2,704	479	18	-
Chatham	1,376	971	405	915	2
Chattahoochee	26	18	8	5	-
Chattooga	156	145	11	90	1
Cherokee	213	203	10	42	-
Clarke	518	389	129	226	-
Clay	60	24	36	7	-
Clayton	719	675	44	172	-
Clinch	122	97	25	13	-
Cobb	1,713	1,636	77	854	3
Coffee	274	228	46	75	1
Colquitt	382	315	67	110	1
Columbia	91	73	18	19	1
Cook	138	107	31	38	-
Coweta	382	258	124	97	1
Crawford	46	22	24	4	-
Crisp	181	116	65	31	-
Dade	2,738	2,656	82	26	-
Dawson	56	56	-	5	-
Decatur	930	650	280	51	1
DeKalb	3,586	3,199	387	1,533	6
Dodge	149	130	19	35	-
Dooly	93	58	35	13	-
Dougherty	1,019	729	290	415	2
Douglas	255	234	21	25	-
Early	145	91	54	31	-
Echols	282	265	17	1	-
Effingham	71	55	16	17	-
Elbert	140	91	49	16	-
Emanuel	226	153	73	29	-
Evans	122	86	36	4	-
Fannin	151	151	-	30	-
Fayette	75	65	10	11	-
Floyd	623	542	81	214	1
Forsyth	112	110	2	36	1
Franklin	148	138	10	39	-
Fulton	7,808	5,095	2,713	2,498	8
Gilmer	89	89	-	29	-
Glascock	59	36	23	1	-
Glynn	572	451	121	258	2
Gordon	274	260	14	101	-
Grady	1,872	1,752	120	42	-
Greene	87	36	51	22	-
Gwinnett	624	582	42	124	-
Habersham	140	133	7	54	-
Hall	508	453	55	212	2
Hancock	73	31	42	7	-
Haralson	456	422	34	33	-
Harris	93	54	39	23	-
Hart	324	283	41	36	-
Heard	93	76	17	6	-
Henry	202	135	67	76	-
Houston	571	486	85	127	1
Irwin	110	84	26	11	-
Jackson	203	180	23	59	1
Jasper	23	11	12	13	-

TABLE XVIII - MARRIAGES BY RACE, BY COUNTY OF APPLICATION AND DIVORCES AND ANNULMENTS BY COUNTY OF OCCURRENCE, GEORGIA, 1968 (CONT'D.)

County	Marriages			Divorces Total	Annulments Total
	Total	White	Nonwhite		
Jeff Davis	110	99	11	35	-
Jefferson	88	46	42	14	-
Jenkins	54	23	31	12	-
Johnson	125	87	38	16	-
Jones	115	69	46	18	-
Lamar	97	60	37	7	-
Lanier	74	60	14	11	-
Laurens	332	246	86	125	-
Lee	63	36	27	9	-
Liberty	197	130	67	27	-
Lincoln	33	29	4	15	1
Long	185	171	14	2	-
Lowndes	1,328	1,111	217	253	2
Lumpkin	53	52	1	15	-
Macon	77	29	48	15	-
Madison	95	81	14	10	-
Marion	39	24	15	8	-
McDuffie	140	88	52	35	-
McIntosh	69	31	38	18	-
Meriwether	129	69	60	32	-
Miller	55	41	14	15	-
Mitchell	215	132	83	43	1
Monroe	115	63	52	28	-
Montgomery	69	46	23	13	-
Morgan	84	44	40	16	-
Murray	242	241	1	5	-
Muscogee	1,914	1,620	294	1,046	5
Newton	209	149	60	84	-
Oconee	55	47	8	14	-
Oglethorpe	71	45	26	5	-
Paulding	249	231	18	-	-
Peach	169	74	95	31	-
Pickens	97	93	4	18	2
Pierce	185	162	23	33	1
Pike	51	33	18	11	-
Polk	337	281	56	79	-
Pulaski	89	67	22	14	-
Putnam	70	30	40	12	-
Quitman	22	4	18	-	-
Rabun	57	57	-	-	-
Randolph	86	42	44	3	-
Richmond	1,022	843	179	1,002	7
Rockdale	146	121	25	42	-
Schley	40	12	28	3	-
Screven	77	38	39	24	-
Seminole	813	661	152	15	-
Spalding	465	367	98	149	1
Stephens	120	98	22	-	-
Stewart	74	23	51	8	-
Sumter	245	135	110	91	1
Talbot	56	18	38	6	1
Taliaferro	27	14	13	3	-
Tattnell	129	91	38	38	-
Taylor	82	43	39	10	-
Telfair	139	96	43	17	-
Terrell	106	43	63	14	-
Thomas	466	308	158	116	-
Tift	249	200	49	65	-
Toombs	204	170	34	77	-
Towns	65	64	1	-	-
Treutlen	72	50	22	2	-
Troup	519	357	162	125	-
Turner	80	57	23	12	-
Twiggs	42	20	22	13	-
Union	85	84	1	7	-
Upton	260	206	54	51	-
Walker	734	655	79	197	1
Walton	192	146	46	74	1
Ware	436	369	67	147	1
Warren	28	14	14	7	-
Washington	140	56	84	22	-
Wayne	238	192	46	64	-
Webster	37	19	18	5	-
Wheeler	40	35	5	8	-
White	76	71	5	5	-
Whitfield	376	370	6	263	-
Wilcox	89	64	25	9	-
Wilkes	68	37	31	28	1
Wilkinson	92	39	53	17	-
Worth	176	107	69	24	-

TABLE XIX - MARRIAGES BY RACE AND AGE OF BRIDE BY AGE OF GROOM, GEORGIA, 1968

Age of Bride	Total	Age of Groom													
		Unknown	13 & Under	14	15	16	17	18-19	20-24	25-29	30-39	40-49	50-59	60-69	70 & Over
Total	61,252	6	-	1	13	153	586	8,677	25,137	9,337	7,875	4,972	2,643	1,290	562
Unknown	7	3	-	-	-	-	-	-	1	2	-	-	-	-	1
13 & Under	23	-	-	-	-	2	4	12	4	-	1	-	-	-	-
14	133	-	-	-	-	12	21	47	46	5	2	-	-	-	-
15	477	-	-	-	9	31	74	226	121	13	3	-	-	-	-
16	2,994	-	-	-	2	53	202	1,409	1,193	109	23	3	-	-	-
17	3,976	-	-	-	1	32	145	1,618	1,973	175	30	2	-	-	-
18-19	14,181	1	-	1	1	22	117	4,117	8,536	1,118	236	27	4	-	1
20-24	19,553	1	-	-	-	1	21	1,167	11,744	4,614	1,686	268	40	9	2
25-29	6,382	-	-	-	-	-	1	61	2,369	2,156	2,156	523	81	8	2
30-39	6,431	-	-	-	-	-	1	19	298	845	2,987	1,803	396	67	15
40-49	4,203	1	-	-	-	-	-	1	35	79	688	1,972	1,122	268	37
50-59	1,931	-	-	-	-	-	-	-	4	6	56	343	848	538	136
60-69	813	-	-	-	-	-	-	-	-	2	7	28	146	375	255
70 & Over	148	-	-	-	-	-	-	-	1	-	-	3	6	25	113
<u>White</u>															
Total	48,901	3	-	1	12	123	399	6,826	19,963	7,363	6,407	4,208	2,152	996	448
Unknown	4	1	-	-	-	-	-	-	1	1	-	-	-	-	-
13 & Under	7	-	-	-	-	1	1	4	1	-	-	-	-	-	-
14	82	-	-	-	-	12	15	24	25	5	1	-	-	-	-
15	293	-	-	-	9	24	50	129	70	9	2	-	-	-	-
16	2,277	-	-	-	1	42	133	1,084	906	92	16	3	-	-	-
17	3,062	-	-	-	1	27	101	1,272	1,509	131	20	1	-	-	-
18-19	11,346	1	-	1	1	17	83	3,348	6,795	879	193	23	4	-	1
20-24	15,606	1	-	-	-	-	14	901	9,446	3,637	1,343	222	32	9	1
25-29	5,056	-	-	-	-	-	1	46	930	1,846	1,747	419	61	4	2
30-39	5,225	-	-	-	-	-	1	18	242	689	2,431	1,484	308	42	10
40-49	3,561	-	-	-	-	-	-	-	33	67	594	1,724	922	198	23
50-59	1,588	-	-	-	-	-	-	-	4	5	53	308	696	422	100
60-69	661	-	-	-	-	-	-	-	-	2	7	21	124	298	209
70 & Over	133	-	-	-	-	-	-	-	1	-	-	3	5	23	101
<u>Nonwhite</u>															
Total	12,351	3	-	-	1	30	187	1,851	5,174	1,974	1,468	764	491	294	114
Unknown	3	2	-	-	-	-	-	-	-	1	-	-	-	-	-
13 & Under	16	-	-	-	-	1	3	8	3	-	1	-	-	-	-
14	51	-	-	-	-	-	6	23	21	-	1	-	-	-	-
15	184	-	-	-	-	7	24	97	51	4	1	-	-	-	-
16	717	-	-	-	1	11	69	325	287	17	7	-	-	-	-
17	914	-	-	-	-	5	44	346	464	44	10	1	-	-	-
18-19	2,835	-	-	-	-	5	34	769	1,741	239	43	4	-	-	-
20-24	3,947	-	-	-	-	1	7	266	2,298	977	343	46	8	-	1
25-29	1,326	-	-	-	-	-	-	15	251	523	409	104	20	4	-
30-39	1,206	-	-	-	-	-	-	1	56	156	556	319	88	25	5
40-49	642	1	-	-	-	-	-	1	2	12	94	248	200	70	14
50-59	343	-	-	-	-	-	-	-	-	1	3	35	152	116	36
60-69	152	-	-	-	-	-	-	-	-	-	-	7	22	77	46
70 & Over	15	-	-	-	-	-	-	-	-	-	-	-	1	2	12

TABLE XX
 DIVORCES AND ANNULMENTS BY GROUNDS FOR WHICH DIVORCE WAS GRANTED,
 GEORGIA, 1968

Grounds for Divorce	TOTAL	Divorces	Annulments
TOTAL	15,590	15,520	70
Intermarriage	3	3	-
Mental Incapacity	2	2	-
Impotency at Marriage	1	1	-
Force, Menace, Duress	8	1	7
Pregnancy Unknown to Husband	1	1	-
Adultery	26	26	-
Desertion	1,339	1,339	-
Conviction of Crime	35	35	-
Habitual Intoxication	133	133	-
Cruel Treatment	11,470	11,458	12
Incurable Insanity	4	4	-
Under Age	6	-	6
Nonsupport	8	8	-
Bigamy	2	-	2
Other	117	90	27
Not Stated	2,435	2,419	16
Unknown	-	-	-

PART 2 - MORBIDITY STATISTICS

G E O R G I A

1968

DEPARTMENT OF PUBLIC HEALTH

STATE OF GEORGIA

ATLANTA

725 - 11 - 69

TABLE OF CONTENTS

	Page
SYMBOLS	iv
INTRODUCTION	v
SUMMARY	vi-x

SUMMARY TABLES

Table

A. Tuberculosis cases, numbers and rates, for "active or probably active" cases by race, sex and age groups, Georgia, 1968	ix
----------------------------------------------------------------------------------------------------------------------------------	----

GENERAL TABLES

Table

I. Reported cases and deaths from notifiable diseases, Georgia, 1959-1968 .	1-2
II-A. Reported cases of notifiable diseases, by race and age, Georgia, 1968 ..	3
II-B. Rates per 100,000 population for notifiable diseases, by race and age, Georgia, 1968	4
III-A. Reported cases of notifiable diseases by month, Georgia, 1968	5
III-B. Estimated cases of certain diseases, by month, Georgia, 1968	5
IV. Reported cases of notifiable diseases with rates per 100,000 population, by county, Georgia, 1968	6-7
V. Reported tuberculosis cases and deaths, by county and race, with rates per 100,000 population, Georgia, 1968	8-9

SYMBOLS USED IN THIS REPORT

- Quantity is zero in frequency table
- Data not available
- ... Rate or per cent not applicable
- 0.0 Rate or per cent more than zero but less than 0.05
- 0 Quantity is zero in rate table

INTRODUCTION

This report provides data on the reported incidence of notifiable diseases in Georgia in 1968, by county of occurrence, age and race of case, and month reported. The initial report was issued in 1948.

The statistics herein are based on cases reported by private physicians to the Division of Epidemiology. Sources of reports include county health departments, military and veterans hospitals, death certificates, the Georgia Department of Public Health Laboratories, Tuberculosis Control Service, and Venereal Disease Control Section. Cases of diphtheria, malaria, poliomyelitis, salmonellosis, shigellosis, and all zoonoses, particularly encephalitides suspected of being insect-borne, psittacosis, and rickettsial diseases, are each confirmed through investigation by the Epidemiologic Investigation Branch.

Completeness of data varies with disease and locale, as reporting of cases is influenced by popular interest, availability of effective treatment, hospital procedures, and emphasis placed on reporting by local health departments. Some diseases are generally well reported, due to rarity of occurrence, registration for state-supported treatment, intensive case-finding programs, the limelight of public attention, or the use of state laboratories in connection with diagnosis. These include poliomyelitis, venereal diseases, tuberculosis, malaria, rabies, infectious hepatitis, rickettsial diseases, diphtheria, and typhoid fever. Diseases believed poorly reported are meningitis other than tuberculous or meningococcal, rheumatic fever, tetanus, influenza, measles, staphylococcal infections, streptococcal infections, and whooping cough.

These factors should be considered in the interpretation of the data in the report. Also, care must be taken in considering rates based on small numbers.

In addition to the figures compiled from official sources, another estimate of occurrence of disease in Georgia has been sought by contacting physicians. Prior to 1959, each physician in Georgia received weekly a post-paid, addressed form card, but few cards were returned. Since that year, a random 10% sample of all general practitioners and pediatricians was chosen weekly for contact by cards. Starting in 1968, internists were included. For some of the reportable diseases and certain other notifiable diseases, the estimates made on the basis of the 1968 data thus obtained are given in Table III-B. The Epidemiology Section of the Department's annual descriptive report contains a comparison of direct and sampling reports for all notifiable diseases.

Diseases are classified according to the 8th Revision of International Statistical Classification of Diseases, Injuries and Causes of Death.

Other health statistics may be obtained from the Georgia Department of Public Health, Biostatistics Service, 47 Trinity Avenue, S.W., Atlanta, Georgia 30334.

SUMMARY

On the following pages are presented summaries and additional details of the data contained in General Tables.

Dysentery

The dysentery case rate in 1968 was 14.8 per 100,000 population comparing with 17.5 in 1967 and 15.0 in 1966. Shigellosis comprised 99.4% (673 of 677) of the cases. The remaining 4 cases were amebiasis, a condition which rarely becomes acute, inasmuch as random surveys in Georgia have shown that 3% of the small populations tested were asymptomatic carriers.

Diphtheria

Fifteen cases occurred, resulting in 2 deaths.

Hookworm disease

The rate of identified cases of hookworm disease in Georgia has dropped yearly, from 610.3 cases per 100,000 population in 1950 to 31.8 in 1968 (1,453 cases were reported in 1968). All cases are reported from laboratory findings.

This infection occurs in the Coastal Plain of southern Georgia. Only isolated cases appear in hilly north Georgia. The infection is minimal in most patients.

Infectious hepatitis

In 1968, 1,019 cases were reported, a rate of 22.3 cases per 100,000 population. Primarily 5-24 year olds were attacked, 36% of the cases being 5-14 years old and 24%, 15-24 years old. Case rates were 40.3 per 100,000 population in the 5-14 age group, 28.6 in the 15-24 group. Nineteen deaths were recorded to infectious hepatitis.

After an epidemic peak of 42.9 cases per 100,000 population in 1952, the rate of reported cases declined yearly, reaching a low of 3.6 in 1957. In 1958 the rate again began to rise until in 1961 it was 19.2. However, the death and fatality rates have followed different patterns since 1956, as Table I reveals.

Meningococcal infections

There were 102 cases reported in 1968. Thirty-one per cent of the reported cases were under 5 years old. The rate in this group was 6.7 reported cases per 100,000 population, whereas the overall rate was 2.2. Forty-three of the cases were military personnel.

Meningitis, other than meningococcal or tuberculous

Under this classification, added to the notifiable list in 1956, 77 cases were reported in 1968, or 1.7 cases per 100,000 population. Twenty cases occurred in persons under 1 year old, with a rate of 22.8 cases per 100,000 population.

Poliomyelitis

No cases have been reported since 1966 in Georgia.

Psittacosis

No cases of psittacosis have been reported in Georgia since 1964. The number of cases rose from 1 in 1952 to 14 in 1955, as parakeets became popular household pets. Banding of parakeets, according to state law, enabled epidemiologists to trace infected birds and halt sales from infected aviaries. In 1956 the number of cases began to decline.

Salmonellosis

There were 690 cases reported in 1968, 91.3% of these reports being derived from laboratory findings on specimens submitted by private physicians for identification and typing. The case rate was 15.4 per 100,000 population; 60 cases were under 1 year, with a rate of 68.4. Four deaths were recorded from salmonellosis.

Tetanus

Of the 4 cases reported, all were first reported by death certificates, with no deaths from tetanus neonatorum. The rate was 0.1 per 100,000 population. Two of the cases were females, 2 were males.

Tularemia

Four cases were reported, with a rate of 0.1 per 100,000 population.

Rickettsial diseases

Rocky Mountain Spotted fever

This disease, communicated by the bite of an infected American dog tick, occurs mostly in the Northern Mountain and Piedmont sections of Georgia. Twenty-seven cases were reported in 1968, with a rate of 0.6 per 100,000 population. One of these cases resulted in death giving a fatality rate of 3.7 per 100 cases.

Typhus fever

One case was reported in 1968. Prior to 1946, the case total ran consistently in excess of 1,000 per year.

Venereal diseases

In 1968, there were 23,800 cases reported, compared with 20,807 in 1967, giving an increase of 2,993 cases. The total rate, 521.0, in 1968, was greater than the 1967 rate of 461.5 per 100,000 population.

Gonorrhoea, with 21,200 cases reported, comprised 89% of the reported cases of venereal diseases in 1968.

The 1968 case rate for primary and secondary syphilis was slightly greater than the 1967 rate, (19.5 and 19.3, respectively).

Rheumatic fever

Eight cases were reported in 1968, with a rate of 0.2 cases per 100,000 population, but it is believed to be vastly underreported. There were 8 deaths listed as due to this disease in 1968.

Tuberculosis

Table A provides numbers and rates of newly reported active and probably active cases in 1968, allowing comparison with respect to race, sex and age. The classification "active or probably active" includes cases for which tubercle bacilli were demonstrated and cases for which activity was indicated by chest X-rays, unexplained pleurisy with effusion, or clinically active extra-pulmonary tuberculosis.

The total number and rate of newly reported cases is slightly less in 1968 than in 1967. The number decreased from 1,223 in 1967 to 1,074 in 1968 and the rate from 27.1 to 23.5.

For "active or probably active" cases in both white and nonwhite the rate is higher for males than for females.

TABLE A
TUBERCULOSIS CASES, NUMBERS AND RATES, FOR "ACTIVE OR PROBABLY ACTIVE"
CASES BY RACE, SEX AND AGE GROUPS, GEORGIA, 1968

Race and Sex	Total	Age in Years						Unknown
		Under 5	5-14	15-24	25-44	45-64	65 & Over	
<u>Number</u>								
Total, all cases	1,074	58	62	74	314	357	168	41
White	478	18	16	20	124	176	99	25
Male	339	8	11	11	88	141	65	15
Female	139	10	5	9	36	35	34	10
Nonwhite	596	40	46	54	190	181	69	16
Male	238	21	30	28	77	49	22	11
Female	358	19	16	26	113	132	47	5
<u>Rate per 100,000 Population</u>								
Total, all cases	23.5	12.2	6.8	8.8	27.2	42.6	48.6	...
White	14.1	5.2	2.4	3.2	14.5	28.4	38.8	...
Male	20.2	4.7	3.4	3.3	20.8	46.7	52.4	...
Female	8.2	5.6	1.4	3.0	8.3	11.0	26.0	...
Nonwhite	50.3	31.0	19.5	25.5	64.0	82.3	75.8	...
Male	42.2	34.0	27.0	27.2	54.4	47.2	51.3	...
Female	57.7	28.3	12.9	23.9	72.6	113.6	97.7	...

Typhoid fever

Fourteen cases occurred, with 1 death resulting. The overall rate was 0.3 cases per 100,000 population.

Undulant fever

Thirteen cases were reported in 1968, with a rate of 0.3 per 100,000 population.

Infectious encephalitis

Ten cases of infectious encephalitis, unspecified, were reported in 1968, with a rate of 0.2 cases per 100,000 population, and a fatality rate of 70.0 per 100 reported cases.

Specified communicable diseases

Morbidity data are so incomplete for the following diseases that it is of advantage to mention the mortality data also.

Disease	Reported Data		Rates per 100,000 Population	
	Cases	Deaths	Cases	Deaths
Influenza	247	234	5.4	5.1
Measles	6	-	0.1	0
Streptococcal Infections	687	1	15.0	0.0
Whooping cough	19	2	0.4	0.0
German measles	199	-	4.4	0

Scarlet fever and streptococcal sore throat are included in the streptococcal infections.

Deaths are reported by place of residence.

Rabies in Man

No cases of rabies in man have been reported since 1960.

Malaria

In 1968, 227 cases of malaria were reported. All were military personnel or returning from overseas assignment.

GENERAL TABLES

TABLE 1

REPORTED CASES AND DEATHS FROM NOTIFIABLE DISEASES, GEORGIA, 1959 - 1968
(Case and death rates are per 100,000 population, fatality ratio is per 100 reported cases)

Disease and Year	Cases		Deaths		Fatality Ratio	Disease and Year	Cases		Deaths		Fatality Ratio		
	Number	Rate	Number	Rate			Number	Rate	Number	Rate			
Diphtheria (32)	1959	104	2.6	5	0.1	4.8	Encephalitis, infectious (65)	1959	26	0.7	18	0.5	69.2
	1960	53	1.3	3	0.1	5.7		1960	15	0.4	13	0.3	86.7
	1961	64	1.6	6	0.1	9.4		1961	17	0.4	6	0.1	35.3
	1962	47	1.1	2	0.0	4.3		1962	26	0.6	14	0.3	53.8
	1963	26	0.6	5	0.1	19.2		1963	18	0.4	18	0.4	100.0
	1964	32	0.8	2	0.0	6.3		1964	20	0.5	14	0.3	70.0
	1965	16	0.4	1	0.0	6.3		1965	14	0.3	13	0.3	92.9
	1966	15	0.3	3	0.1	20.0		1966	17	0.4	13	0.3	76.5
	1967	6	0.1	-	0	0		1967	13	0.3	12	0.3	92.3
	1968	15	0.3	2	0.0	13.3		1968	10	0.2	7	0.2	70.0
Hookworm (126)	1959	8,131	204.1	-	0	0	Infectious Hepatitis (70, 999.2)	1959	149	3.7	20	0.5	13.4
	1960	6,950	175.7	-	0	0		1960	324	8.2	16	0.4	4.9
	1961	6,680	166.7	-	0	0		1961	771	19.2	12	0.3	1.6
	1962	5,157	125.9	1	0.0	0.0		1962	272	6.6	25	0.6	9.2
	1963	4,176	100.2	-	0	0		1963	177	4.2	27	0.6	15.3
	1964	3,818	90.4	1	0.0	0.0		1964	127	3.0	15	0.4	11.8
	1965	3,441	78.9	-	0	0		1965	166	3.8	15	0.3	9.0
	1966	2,619	58.7	-	0	0		1966	536	12.0	20	0.4	3.7
	1967	2,214	49.1	-	0	0		1967	919	20.4	23	0.5	2.5
	1968	1,453	31.8	-	0	0		1968	1,019	22.3	19	0.4	1.9
Influenza (470-473)	1959	201	5.0	102	2.6	50.7	Meningitis, other bacterial (320)	1959	75	1.9	62	1.6	82.7
	1960	498	12.6	353	8.9	70.9		1960	68	1.7	52	1.3	76.5
	1961	108	2.7	81	2.0	75.0		1961	94	2.3	81	2.0	86.2
	1962	1,098	26.8	104	2.5	9.5		1962	123	3.0	70	1.7	56.9
	1963	2,313	55.5	261	6.3	11.3		1963	92	2.2	72	1.7	78.3
	1964	503	11.9	40	0.9	8.0		1964	79	1.9	60	1.4	75.9
	1965	5,423	124.4	87	2.0	1.6		1965	85	1.9	68	1.6	80.0
	1966	69	1.5	64	1.4	92.8		1966	92	2.1	72	1.6	78.3
	1967	54	1.2	47	1.0	87.0		1967	68	1.5	26	0.6	38.2
	1968	247	5.4	234	5.1	94.7		1968	77	1.7	56	1.2	72.7
Measles (55)	1959	491	12.3	14	0.4	2.9	Meningococcal infections (36)	1959	30	0.8	24	0.6	80.0
	1960	236	6.0	13	0.3	5.5		1960	38	1.0	26	0.7	68.4
	1961	496	12.4	16	0.4	3.2		1961	23	0.6	13	0.3	56.5
	1962	431	10.5	15	0.4	3.5		1962	32	0.8	31	0.8	96.9
	1963	226	5.4	11	0.3	4.9		1963	42	1.0	19	0.5	45.2
	1964	222	5.3	9	0.2	4.1		1964	107	2.5	39	0.9	36.4
	1965	688	15.8	16	0.4	2.3		1965	71	1.6	30	0.7	42.3
	1966	240	5.4	7	0.2	2.9		1966	105	2.4	29	0.6	27.6
	1967	71	1.6	5	0.1	7.0		1967	67	1.5	21	0.5	31.3
	1968	6	0.1	-	0	0		1968	102	2.2	34	0.7	33.3
Poliomyelitis (40-43)	1959	182	4.6	9	0.2	4.9	Psittacosis (73)	1959	3	0.1	-	0	0
	1960	30	0.8	2	0.1	6.7		1960	-	0	-	0	...
	1961	26	0.6	2	0.0	7.7		1961	2	0.0	-	0	0
	1962	20	0.5	1	0.0	5.0		1962	-	0	-	0	...
	1963	26	0.6	1	0.0	3.8		1963	3	0.1	-	0	0
	1964	4	0.1	2	0.0	50.0		1964	4	0.1	-	0	0
	1965	1	0.0	1	0.0	100.0		1965	-	0	-	0	...
	1966	1	0.0	-	0	0		1966	-	0	-	0	...
	1967	-	0	-	0	...		1967	-	0	-	0	...
	1968	-	0	-	0	...		1968	-	0	-	0	...
Rocky Mtn. spotted fever (82.0)	1959	21	0.5	-	0	0	Rheumatic fever (390-392)	1959	23	0.6	15	0.4	65.2
	1960	15	0.4	1	0.0	6.7		1960	16	0.4	15	0.4	93.8
	1961	6	0.1	-	0	0		1961	14	0.3	11	0.3	78.6
	1962	10	0.2	1	0.0	10.0		1962	13	0.3	13	0.3	100.0
	1963	15	0.4	1	0.0	6.7		1963	9	0.2	9	0.2	100.0
	1964	17	0.4	1	0.0	5.9		1964	30	0.7	9	0.2	30.0
	1965	16	0.4	1	0.0	6.3		1965	22	0.5	10	0.2	45.5
	1966	22	0.5	3	0.1	13.6		1966	16	0.4	11	0.2	68.8
	1967	16	0.4	2	0.0	12.5		1967	11	0.2	11	0.2	100.0
	1968	27	0.6	1	0.0	3.7		1968	8	0.2	8	0.2	100.0
Salmonellosis (3)	1959	280	7.0	1	0.0	0.4	Streptococcal infection (34)	1959	422	10.6	8	0.2	1.9
	1960	298	7.5	5	0.1	1.7		1960	174	4.4	4	0.1	2.3
	1961	321	8.0	-	0	0		1961	204	5.1	3	0.1	1.5
	1962	357	8.7	2	0.0	0.6		1962	413	10.1	3	0.1	0.7
	1963	481	11.5	2	0.0	0.4		1963	194	4.7	3	0.1	1.5
	1964	589	13.9	3	0.1	0.5		1964	682	16.1	5	0.1	0.7
	1965	822	18.9	2	0.0	0.2		1965	745	17.1	5	0.1	0.7
	1966	605	13.6	1	0.0	0.2		1966	302	6.8	2	0.0	0.7
	1967	499	11.1	6	0.1	1.2		1967	615	13.6	2	0.0	0.3
	1968	690	15.4	2	0.0	0.3		1968	687	15.0	1	0.0	0.1

TABLE 1

REPORTED CASES AND DEATHS FROM NOTIFIABLE DISEASES, GEORGIA, 1959 - 1968 (CONT'D.)
(Case and death rates are per 100,000 population, fatality ratio is per 100 reported cases)

Disease and Year	Cases		Deaths		Fatality Ratio	Disease and Year	Cases		Deaths		Fatality Ratio		
	Number	Rate	Number	Rate			Number	Rate	Number	Rate			
Shigellosis (4)	1959	533	13.4	9	0.2	1.7	Tetanus (37)	1959	15	0.4	14	0.4	93.3
	1960	616	15.6	9	0.2	1.5		1960	14	0.4	11	0.3	78.6
	1961	502	12.5	8	0.2	1.6		1961	33	0.8	22	0.5	66.7
	1962	499	12.2	5	0.1	1.0		1962	14	0.3	13	0.3	92.9
	1963	459	11.0	6	0.1	1.3		1963	11	0.3	9	0.2	81.8
	1964	624	14.8	9	0.2	1.4		1964	7	0.2	4	0.1	57.1
	1965	672	15.4	3	0.1	0.4		1965	13	0.3	13	0.3	100.0
	1966	663	14.9	6	0.1	0.9		1966	9	0.2	7	0.2	77.8
	1967	791	17.5	3	0.1	0.4		1967	8	0.2	6	0.1	75.0
	1968	673	14.7	4	0.1	0.6		1968	4	0.1	3	0.1	75.0
Tuberculosis (10-19)	1959	1,439	36.1	222	5.6	15.4	Tularemia (21)	1959	22	0.6	-	0	0
	1960	1,336	33.8	209	5.3	15.6		1960	15	0.4	-	0	0
	1961	1,627	40.6	195	4.9	12.0		1961	15	0.4	-	0	0
	1962	1,398	34.1	177	4.3	12.7		1962	19	0.5	-	0	0
	1963	1,369	32.8	147	3.5	10.7		1963	31	0.7	-	0	0
	1964	1,413	33.4	117	2.8	8.3		1964	14	0.3	-	0	0
	1965	1,361	31.2	153	3.5	11.2		1965	59	1.4	-	0	0
	1966	1,353	30.3	135	3.0	10.0		1966	3	0.1	-	0	0
	1967	1,223	27.1	135	3.0	11.0		1967	6	0.1	-	0	0
	1968	1,074*	23.5	114	2.5	10.6		1968	4	0.1	-	0	0
Typhoid fever (1)	1959	27	0.7	2	0.1	7.4	Typhus fever (81.0, 81.9)	1959	8	0.2	-	0	0
	1960	27	0.7	1	0.0	3.7		1960	4	0.1	1	0.0	25.0
	1961	34	0.8	1	0.0	2.9		1961	8	0.2	-	0	0
	1962	21	0.5	1	0.0	4.8		1962	5	0.1	1	0.0	20.0
	1963	14	0.3	1	0.0	7.1		1963	1	0.0	-	0	0
	1964	27	0.6	2	0.0	7.4		1964	1	0.0	-	0	0
	1965	14	0.3	2	0.0	14.3		1965	-	0	-	0	...
	1966	4	0.1	-	0	0		1966	-	0	-	0	...
	1967	15	0.3	3	0.1	20.0		1967	-	0	-	0	...
	1968	14	0.3	1	0.0	7.1		1968	1	0.0	1	0.0	100.0
Undulant fever (23)	1959	32	0.8	-	0	0	Whooping cough (33)	1959	90	2.3	18	0.5	20.0
	1960	5	0.1	-	0	0		1960	21	0.5	7	0.2	33.3
	1961	14	0.3	-	0	0		1961	12	0.3	3	0.1	25.0
	1962	14	0.3	-	0	0		1962	8	0.2	-	0	0
	1963	17	0.4	-	0	0		1963	18	0.4	8	0.2	44.4
	1964	16	0.4	-	0	0		1964	19	0.4	7	0.2	36.8
	1965	10	0.2	-	0	0		1965	26	0.6	2	0.0	7.7
	1966	7	0.2	-	0	0		1966	6	0.1	2	0.0	33.3
	1967	6	0.1	-	0	0		1967	22	0.5	1	0.0	4.5
	1968	13	0.3	-	0	0		1968	19	0.4	2	0.0	10.5
Syphilis, primary & secondary (91)	1959	756	19.0	-	0	0	Syphilis, (all other) (90, 92-97)	1959	2,366	59.4	85	2.1	3.6
	1960	961	23.3	-	0	0		1960	2,683	67.8	65	1.6	2.4
	1961	1,049	26.2	-	0	0		1961	2,710	67.6	76	1.9	2.8
	1962	988	24.1	-	0	0		1962	2,223	54.3	59	1.5	2.7
	1963	1,076	25.8	-	0	0		1963	2,065	49.5	65	1.6	3.1
	1964	1,215	28.8	-	0	0		1964	1,428	33.8	70	1.7	4.9
	1965	1,624	37.2	-	0	0		1965	1,594	36.6	52	1.2	3.3
	1966	1,523	34.1	-	0	0		1966	1,774	39.8	48	1.1	2.7
	1967	872	19.3	-	0	0		1967	1,421	31.5	49	1.1	3.4
	1968	890	19.5	-	0	0		1968	1,532	33.5	18	0.4	1.2
Gonorrhea (98)	1959	11,154	280.0	2	0.1	0.0	All other venereal diseases (99)	1959	291	7.3	1	0.0	0.3
	1960	10,545	266.6	2	0.1	0.0		1960	313	7.9	-	0	0
	1961	10,015	250.0	1	0.0	0.0		1961	364	9.1	1	0.0	0.3
	1962	10,075	245.9	2	0.0	0.0		1962	386	9.4	-	0	0
	1963	10,798	259.1	2	0.0	0.0		1963	422	10.1	1	0.0	0.2
	1964	12,893	305.2	2	0.0	0.0		1964	404	9.6	-	0	0
	1965	13,213	303.0	-	0	0		1965	155	3.6	1	0.0	0.6
	1966	15,712	352.1	4	0.1	0.0		1966	104	2.3	-	0	0
	1967	18,407	408.2	-	0	0		1967	107	2.4	-	0	0
	1968	21,200	464.1	-	0	0		1968	178	3.9	-	0	0

* Only "active or probably active"

TABLE II-A
 REPORTED CASES OF NOTIFIABLE DISEASES BY RACE AND AGE, GEORGIA, 1968

Diseases	Race	Total	Under 1 Year	1 - 4 Years	5 - 9 Years	10-14 Years	15-24 Years	25-34 Years	35-44 Years	45-54 Years	55-64 Years	65-74 Years	75 Years and Over	Unknown Age
Diphtheria (32)	Total	15	-	7	6	1	-	-	-	-	-	-	-	1
	White	3	-	2	1	-	-	-	-	-	-	-	-	-
	Nonwhite	12	-	5	5	1	-	-	-	-	-	-	-	1
Encephalitis infectious (62)	Total	10	1	4	-	-	1	3	1	-	-	-	-	-
	White	7	1	3	-	-	1	1	1	-	-	-	-	-
	Nonwhite	3	-	1	-	-	-	2	-	-	-	-	-	-
Infectious hepatitis (70)	Total	1,019	3	53	208	158	241	126	50	32	26	14	6	102
	White	829	1	51	181	130	201	111	35	29	18	13	6	53
	Nonwhite	121	1	-	23	21	33	13	12	3	6	-	-	9
	Unknown	69	1	2	4	7	7	2	3	-	2	1	-	40
Meningococcal infections (36)	Total	102	8	24	5	6	44	5	1	2	2	-	-	5
	White	68	7	13	4	3	34	3	-	2	1	-	-	1
	Nonwhite	32	1	11	1	3	10	2	1	-	1	-	-	2
	Unknown	2	-	-	-	-	-	-	-	-	-	-	-	2
Rocky Mountain Spotted fever (82.0)	Total	27	-	4	2	10	2	2	2	1	1	1	-	2
	White	23	-	4	2	7	2	2	2	1	1	1	-	1
	Nonwhite	3	-	-	-	3	-	-	-	-	-	-	-	-
	Unknown	1	-	-	-	-	-	-	-	-	-	-	-	1
Salmonellosis (3)	Total	690	72	105	44	31	37	28	25	26	18	15	2	287
	White	370	46	85	34	26	24	22	19	20	13	12	2	67
	Nonwhite	162	20	16	9	5	12	6	3	2	4	-	-	85
	Unknown	158	6	4	1	-	1	-	3	4	1	3	-	135
Shigellosis (4)	Total	673	29	121	92	26	26	21	12	3	6	5	2	330
	White	280	12	67	68	22	19	16	8	1	3	-	1	63
	Nonwhite	214	14	49	21	4	7	4	4	2	2	5	1	101
	Unknown	179	3	5	3	-	-	1	-	-	1	-	-	166
Meningitis, other bacterial (320)	Total	77	20	11	6	2	14	3	7	1	3	6	2	2
	White	35	7	5	4	2	11	1	1	1	-	1	2	-
	Nonwhite	40	13	6	2	-	3	2	6	-	3	5	-	-
	Unknown	2	-	-	-	-	-	-	-	-	-	-	-	2
Streptococcal infections (34)	Total	687	6	86	175	81	61	34	22	6	5	2	1	208
	White	557	5	72	164	72	53	29	21	6	4	2	1	128
	Nonwhite	54	-	13	9	8	8	5	1	-	1	-	-	9
	Unknown	76	1	1	2	1	-	-	-	-	-	-	-	71
Typhoid fever (1)	Total	14	-	2	1	-	-	2	2	2	1	1	-	3
	White	5	-	-	-	-	-	-	-	2	1	-	-	2
	Nonwhite	8	-	2	1	-	-	1	2	-	-	1	-	1
	Unknown	1	-	-	-	-	-	1	-	-	-	-	-	-
Gonorrhoea (98)	Total	21,200	12	24	40	146	13,613	5,175	1,094	275	60	16	4	741
	White	2,946	-	-	5	3	1,694	745	204	96	18	7	1	173
	Nonwhite	18,254	12	24	35	143	11,919	4,430	890	179	42	9	3	568
Syphilis, primary and secondary (91)	Total	890	1	-	4	12	507	243	87	26	5	1	-	4
	White	34	-	-	-	-	15	11	4	3	1	-	-	-
	Nonwhite	856	1	-	4	12	492	232	83	23	4	1	-	4
Syphilis, other (90, 92-97)	Total	1,532	-	-	1	3	268	256	211	238	209	95	16	235
	White	331	-	-	-	-	13	33	26	80	70	32	9	68
	Nonwhite	1,201	-	-	1	3	255	223	185	158	139	63	7	167
Other venereal diseases (99)	Total	178	-	1	-	13	95	37	10	10	4	-	-	8
	White	11	-	1	-	-	3	2	1	1	-	-	-	3
	Nonwhite	167	-	-	-	13	92	35	9	9	4	-	-	5

TABLE II-B
 RATES PER 100,000 POPULATION FOR NOTIFIABLE DISEASES BY RACE AND AGE, GEORGIA, 1968

Diseases	Race	Total	Under 1 Year	1 - 4 Years	5 - 9 Years	10-14 Years	15-24 Years	25-34 Years	35-44 Years	45-54 Years	55-64 Years	65-74 Years	75 Years and Over	Unknown Age
Diphtheria (32)	Total	0.3	0	1.8	1.3	0.2	0	0	0	0	0	0	0	...
	White	0.1	0	0.7	0.3	0	0	0	0	0	0	0	0	...
	Nonwhite	1.0	0	5.0	4.1	0.9	0	0	0	0	0	0	0	...
Encephalitis infectious (62)	Total	0.2	1.1	1.0	0	0	0.1	0.5	0.2	0	0	0	0	...
	White	0.2	1.7	1.0	0	0	0.2	0.2	0.2	0	0	0	0	...
	Nonwhite	0.3	0	1.0	0	0	0	1.3	0	0	0	0	0	...
Infectious hepatitis (70)	Total	22.3	3.4	13.6	44.1	36.2	28.6	21.3	8.9	6.5	7.6	6.1	5.2	...
	White	24.6	1.7	17.6	51.7	40.2	31.8	25.2	8.4	7.9	7.1	7.6	7.1	...
	Nonwhite	10.2	3.5	0	18.8	18.5	15.6	8.6	8.3	2.3	6.7	0	0	...
Meningococcal infections (36)	Total	2.2	9.1	6.2	1.1	1.4	5.2	0.8	0.2	0.4	0.6	0	0	...
	White	2.0	11.9	4.5	1.1	0.9	5.4	0.7	0	0.5	0.4	0	0	...
	Nonwhite	2.7	3.5	11.0	0.8	2.6	4.7	1.3	0.7	0	1.1	0	0	...
Rocky Mountain Spotted fever (82.0)	Total	0.6	0	1.0	0.4	2.3	0.2	0.3	0.4	0.2	0.3	0.4	0	...
	White	0.7	0	1.4	0.6	2.2	0.3	0.5	0.5	0.3	0.4	0.6	0	...
	Nonwhite	0.3	0	0	0	2.6	0	0	0	0	0	0	0	...
Salmonellosis (3)	Total	15.1	82.1	27.0	9.3	7.1	4.4	4.7	4.4	5.2	5.2	6.5	1.7	...
	White	10.9	78.1	29.4	9.7	8.0	3.8	5.0	4.6	5.5	5.1	7.1	2.4	...
	Nonwhite	13.7	69.4	16.0	7.4	4.4	5.7	3.9	2.1	1.5	4.4	0	0	...
Shigellosis (4)	Total	14.7	33.1	31.1	19.5	6.0	3.1	3.5	2.1	0.6	1.7	2.2	1.7	...
	White	8.3	20.4	23.2	19.4	6.8	3.0	3.6	1.9	0.3	1.2	0	1.2	...
	Nonwhite	18.1	48.6	48.9	17.2	3.5	3.3	2.6	2.8	1.5	2.2	8.2	3.3	...
Meningitis, other bacterial (320)	Total	1.7	22.8	2.8	1.3	0.5	1.7	0.5	1.2	0.2	0.9	2.6	1.7	...
	White	1.0	11.9	1.7	1.1	0.6	1.7	0.2	0.2	0.3	0	0.6	2.4	...
	Nonwhite	3.4	45.1	6.0	1.6	0	1.4	1.3	4.1	0	3.3	8.2	0	...
Streptococcal infections (34)	Total	15.0	6.8	22.1	37.1	18.5	7.2	5.7	3.9	1.2	1.5	0.9	0.9	...
	White	16.5	8.5	24.9	46.9	22.3	8.4	6.6	5.0	1.6	1.6	1.2	1.2	...
	Nonwhite	4.6	0	13.0	7.4	7.1	3.8	3.3	0.7	0	1.1	0	0	...
Typhoid fever (1)	Total	0.3	0	0.5	0.2	0	0	0.3	0.4	0.4	0.3	0.4	0	...
	White	0.1	0	0	0	0	0	0	0	0.5	0.4	0	0	...
	Nonwhite	0.7	0	2.0	0.8	0	0	0.7	1.4	0	0	1.6	0	...
Gonorrhea (98)	Total	464.1	13.7	6.2	8.5	33.4	1,615.0	874.0	194.6	55.5	17.5	6.9	3.5	...
	White	87.1	0	0	1.4	0.9	268.3	169.3	48.9	26.2	7.1	4.1	1.2	...
	Nonwhite	1,541.3	41.7	24.0	28.6	126.1	5,632.8	2914.5	613.4	137.9	46.6	14.8	9.9	...
Syphilis, primary and secondary (91)	Total	19.5	1.1	0	0.8	2.7	60.1	41.0	15.5	5.2	1.5	0.4	0	...
	White	1.0	0	0	0	0	2.4	2.5	1.0	0.8	0.4	0	0	...
	Nonwhite	72.3	3.5	0	3.3	10.6	232.5	152.6	57.2	17.7	4.4	1.6	0	...
Syphilis, other (90, 92-97)	Total	33.5	0	0	0.2	0.7	31.8	43.2	37.5	48.0	60.9	41.2	13.9	...
	White	9.8	0	0	0	0	2.1	7.5	6.2	21.9	27.7	18.8	10.6	...
	Nonwhite	101.4	0	0	0.8	2.6	120.5	146.7	127.5	121.7	154.1	103.8	23.1	...
Other venereal diseases (99)	Total	3.9	0	0.3	0	3.0	11.3	6.2	1.8	2.0	1.2	0	0	...
	White	0.3	0	0.3	0	0	0.5	0.5	0.2	0.3	0	0	0	...
	Nonwhite	14.1	0	0	0	11.5	43.5	23.0	6.2	6.9	4.4	0	0	...

TABLE III-A
REPORTED CASES OF NOTIFIABLE DISEASES BY MONTH, GEORGIA, 1968

Cases	Total	Jan.	Feb.	Mar.	Apr.	May	June	July	Aug.	Sept.	Oct.	Nov.	Dec.
Amebiasis (006)	4	-	-	-	1	1	1	-	1	-	-	-	-
Encephalitis, infectious (065)	10	1	-	1	-	2	1	-	2	-	2	-	1
German Measles (056)	199	7	22	52	42	32	8	9	10	7	3	7	-
Hookworm (126)	1,453	97	164	118	132	135	104	107	156	116	141	101	82
Infectious hepatitis (070)	1,019	99	108	106	81	82	51	106	95	78	78	75	60
Influenza (470-473)	247	130	30	6	3	1	4	1	1	-	1	3	67
Leptospirosis (100)	3	-	-	-	1	-	-	1	1	-	-	-	-
Malaria (084) *	227	19	54	20	15	12	8	-	40	7	12	37	3
Measles (055)	6	2	1	-	2	-	1	-	-	-	-	-	-
Meningitis, unspecified (320)	77	4	13	11	7	2	4	3	6	2	9	8	8
Meningococcal infections (036)	102	14	23	20	12	3	2	4	6	14	4	4	10
Mumps (072)	10	6	2	-	-	1	-	-	-	-	1	-	-
Poliomyelitis (040-043)	-	-	-	-	-	-	-	-	-	-	-	-	-
Psittacosis (073)	-	-	-	-	-	-	-	-	-	-	-	-	-
Rabies in man (071)	-	-	-	-	-	-	-	-	-	-	-	-	-
Rheumatic fever (390-392)	8	1	1	1	-	-	-	1	1	-	1	1	1
Rocky Mt. Spotted fever (082.0)	27	-	-	-	-	2	4	16	4	-	-	1	-
Salmonellosis (003)	690	39	40	42	43	73	60	69	95	78	36	71	44
Shigellosis (004)	673	54	46	44	34	60	65	64	65	76	51	69	45
Streptococcal infections (034)	687	71	92	88	101	85	28	26	8	34	50	49	55
Tetanus (037)	4	-	-	-	-	1	1	1	-	-	-	1	-
Tularemia (021)	4	-	1	-	-	-	2	-	-	1	-	-	-
Typhoid fever (001)	14	-	2	4	-	1	1	5	1	-	-	-	-
Typhus fever (081)	1	-	-	-	-	1	-	-	-	-	-	-	-
Undulant fever (023)	13	-	-	-	-	2	2	6	2	-	-	1	-
Whooping cough (033)	19	1	2	1	1	1	2	1	2	4	1	2	1

* Contracted outside U. S.

TABLE III-B
ESTIMATED NUMBER OF SPECIFIED DISEASES BY MONTH, GEORGIA, 1968

Cases	Total	Jan.	Feb.	Mar.	Apr.	May	June	July	Aug.	Sept.	Oct.	Nov.	Dec.
Amebiasis (007)	190			-	30	40		10	20	30	10	50	-
Aseptic meningitis (021)	130			10	30	10		-	50	-	20	10	-
Conjunctivitis, infectious (078.1)	11,490			810	1,190	1,070		210	2,470	1,870	1,310	1,850	710
Diphtheria (032)	80			-	-	-		-	30	10	10	30	-
German Measles (056)	3,790			900	1,640	830		50	100	70	60	90	50
Infectious hepatitis (070)	2,130			230	240	270		40	310	220	240	320	260
Influenza (470-473)	35,260			1,770	1,630	540		120	560	1,340	1,460	4,900	22,940
Leptospirosis (100)	70			60	-	-		-	-	-	-	10	-
Measles (055)	1,000			110	300	380		20	60	10	30	70	20
Meningococcal infections (036)	60			-	-	30		-	-	-	10	20	-
Mumps (072)	6,050			990	1,600	1,420		70	440	160	440	540	390
Salmonellosis (003)	980			40	60	130		40	210	50	190	160	100
Shigellosis (004)	390			20	30	70		-	70	70	20	90	20
Staphylococcosis													
Pulmonary (482.3)	280			60	20	30		10	10	20	30	60	40
Superficial (680.9)	12,360			710	1,080	980		820	2,040	2,240	1,520	2,080	890
Wound (038.1)	3,770			170	230	300		150	870	730	300	700	320
Streptococcosis													
Rheumatic fever (390)	520			40	180	60		30	30	30	40	80	30
Scarlet fever and strept throat (034)	55,780			5,970	7,530	6,510		1,210	6,660	5,890	5,300	10,790	5,920
Tetanus (037)	70			-	20	20		-	-	-	30	-	-
Tularemia (021)	10			10	-	-		-	-	-	-	-	-
Typhoid fever (001)	40			30	-	-		-	-	-	10	-	-
Undulant fever (023)	50			10	-	-		-	-	30	-	10	-
Whooping cough (033)	370			-	110	20		10	60	80	10	80	-

TABLE V

 REPORTED CASES OF SELECTED NOTIFIABLE DISEASES WITH RATES PER 100,000 POPULATION
 BY COUNTY, GEORGIA, 1968

County	Diphtheria		Hookworm		Infectious Hepatitis		Meningitis Unspecified		Meningococcal Infections		Salmonella		Shigellosis	
	No.	Rate	No.	Rate	No.	Rate	No.	Rate	No.	Rate	No.	Rate	No.	Rate
TOTAL	15	0.3	1,453	31.8	1,019	22.3	77	1.7	102	2.2	690	15.1	673	14.7
Appling	-	0	49	335.6	1	6.8	-	0	-	0	2	13.7	-	0
Atkinson	-	0	24	381.0	1	15.9	-	0	-	0	1	15.9	1	15.9
Bacon	-	0	21	250.0	-	0	-	0	-	0	2	23.8	-	0
Baker	-	0	8	195.1	-	0	-	0	-	0	-	0	-	0
Baldwin	-	0	31	104.7	8	27.0	2	6.8	-	0	4	13.5	3	10.1
Banks	-	0	-	0	1	13.2	-	0	1	13.2	-	0	-	0
Barrow	-	0	-	0	2	12.4	-	0	-	0	2	12.4	-	0
Bartow	-	0	-	0	34	101.8	-	0	1	3.0	1	3.0	-	0
Ben Hill	-	0	10	74.6	-	0	-	0	1	7.5	2	14.9	-	0
Berrien	-	0	19	172.7	-	0	-	0	-	0	1	9.1	-	0
Bibb	-	0	11	7.3	32	21.1	2	1.3	4	2.6	91	60.1	90	59.4
Bleckley	-	0	9	89.1	-	0	-	0	-	0	3	29.7	-	0
Brantley	-	0	16	271.2	1	16.9	-	0	-	0	-	0	-	0
Brooks	-	0	31	206.7	-	0	-	0	-	0	-	0	-	0
Bryan	-	0	33	485.3	-	0	-	0	-	0	-	0	-	0
Bulloch	-	0	33	117.4	6	21.4	1	3.6	1	3.6	2	7.1	-	0
Burke	3	14.5	3	14.5	6	29.0	1	4.8	-	0	2	9.7	-	0
Butts	-	0	-	0	2	19.2	-	0	-	0	-	0	2	19.2
Calhoun	-	0	-	0	-	0	-	0	1	14.5	2	29.0	-	0
Camden	-	0	16	142.9	9	80.4	-	0	-	0	1	8.9	-	0
Candler	-	0	32	463.8	-	0	-	0	-	0	-	0	-	0
Carroll	-	0	-	0	11	27.0	-	0	-	0	1	2.5	-	0
Catoosa	-	0	-	0	1	3.8	-	0	-	0	-	0	-	0
Charlton	-	0	22	360.7	1	16.4	-	0	-	0	-	0	-	0
Chatham	-	0	-	0	21	11.7	3	1.7	1	0.6	13	7.2	19	10.6
Chattahoochee	-	0	-	0	-	0	-	0	-	0	-	0	-	0
Chattooga	-	0	-	0	6	30.0	-	0	1	5.0	-	0	1	5.0
Cherokee	-	0	-	0	19	66.9	-	0	-	0	-	0	2	7.0
Clarke	-	0	-	0	11	22.7	3	6.2	1	2.1	2	4.1	2	4.1
Clay	-	0	4	95.2	-	0	-	0	-	0	-	0	-	0
Clayton	-	0	-	0	22	27.9	1	1.3	-	0	12	15.2	12	15.2
Clinch	-	0	31	407.9	-	0	1	13.2	-	0	-	0	-	0
Cobb	-	0	2	1.2	72	42.0	-	0	4	2.3	12	7.0	11	6.4
Coffee	-	0	40	199.0	-	0	-	0	-	0	8	39.8	-	0
Colquitt	-	0	72	215.6	-	0	-	0	-	0	3	9.0	6	18.0
Columbia	-	0	-	0	4	19.0	1	4.7	2	9.5	1	4.7	6	28.4
Cook	-	0	25	192.3	-	0	-	0	-	0	-	0	1	7.7
Coweta	-	0	-	0	1	3.1	-	0	-	0	2	6.2	-	0
Crawford	-	0	2	33.3	-	0	-	0	-	0	-	0	-	0
Crisp	-	0	9	49.5	-	0	-	0	2	11.0	3	16.5	1	5.5
Dade	-	0	1	10.4	1	10.4	-	0	-	0	-	0	-	0
Dawson	-	0	-	0	4	105.3	-	0	-	0	-	0	-	0
Decatur	-	0	20	84.0	-	0	-	0	-	0	-	0	-	0
DeKalb	-	0	9	2.4	12	3.2	4	1.1	2	0.5	45	11.9	48	12.7
Dodge	-	0	15	85.2	1	5.7	1	5.7	-	0	2	11.4	-	0
Dooly	1	9.1	1	9.1	-	0	-	0	-	0	1	9.1	1	9.1
Dougherty	-	0	12	15.3	2	2.6	-	0	-	0	21	26.8	15	19.2
Douglas	-	0	-	0	6	25.1	-	0	-	0	1	4.2	-	0
Early	-	0	12	86.3	2	14.4	-	0	-	0	-	0	-	0
Echols	-	0	6	333.3	-	0	-	0	-	0	-	0	-	0
Effingham	-	0	16	123.1	-	0	-	0	-	0	6	46.2	2	15.4
Elbert	-	0	-	0	4	22.3	-	0	-	0	2	11.2	-	0
Emanuel	-	0	43	210.8	1	4.9	-	0	-	0	-	0	-	0
Evans	-	0	1	14.1	1	14.1	-	0	-	0	-	0	-	0
Fannin	-	0	-	0	-	0	-	0	-	0	-	0	-	0
Fayette	-	0	-	0	2	20.4	-	0	-	0	5	51.0	3	30.6
Floyd	-	0	1	1.4	8	11.1	1	1.4	-	0	11	15.2	1	1.4
Forsyth	-	0	-	0	1	6.4	-	0	-	0	1	6.4	3	19.1
Franklin	-	0	-	0	1	7.8	-	0	-	0	-	0	-	0
Fulton	-	0	8	1.3	135	22.2	17	2.8	13	2.1	277	45.5	354	58.2
Gilmer	-	0	-	0	-	0	-	0	-	0	1	11.0	1	11.0
Glascocok	-	0	-	0	-	0	-	0	-	0	-	0	-	0
Glynn	-	0	23	47.6	4	8.3	1	2.1	1	2.1	3	6.2	-	0
Gordon	-	0	-	0	32	138.5	-	0	-	0	1	4.3	-	0
Grady	-	0	68	361.7	2	10.6	-	0	-	0	-	0	-	0
Greene	-	0	-	0	-	0	1	9.1	-	0	-	0	-	0
Gwinnett	-	0	-	0	42	68.5	-	0	1	1.6	2	3.3	2	3.3
Habersham	-	0	-	0	5	25.9	-	0	-	0	1	5.2	2	10.4
Hall	-	0	-	0	50	85.3	-	0	1	1.7	11	18.8	13	22.2
Hancock	-	0	1	10.2	4	40.8	-	0	-	0	-	0	-	0
Haralson	-	0	2	12.6	1	6.3	-	0	-	0	-	0	4	25.2
Harris	-	0	-	0	2	16.1	-	0	-	0	-	0	1	8.1
Hart	-	0	-	0	6	34.5	-	0	-	0	-	0	-	0
Heard	-	0	-	0	-	0	-	0	-	0	-	0	-	0
Henry	-	0	-	0	16	63.7	-	0	-	0	1	4.0	1	4.0
Houston	-	0	7	13.7	-	0	-	0	-	0	3	5.9	2	3.9
Irwin	3	36.1	4	48.2	2	24.1	-	0	-	0	1	12.0	-	0
Jackson	-	0	-	0	12	58.3	-	0	-	0	-	0	-	0
Jasper	-	0	-	0	1	16.9	-	0	1	16.9	-	0	-	0

TABLE V

REPORTED CASES OF SELECTED NOTIFIABLE DISEASES WITH RATES PER 100,000 POPULATION BY COUNTY, GEORGIA, 1968 (CONT'D.)

County	Diphtheria		Hookworm		Infectious Hepatitis		Meningitis Unspecified		Meningococcal Infections		Salmonella		Shigellosis	
	No.	Rate	No.	Rate	No.	Rate	No.	Rate	No.	Rate	No.	Rate	No.	Rate
Jeff Davis	-	0	21	207.9	1	9.9	-	0	-	0	4	39.6	-	0
Jefferson	-	0	6	31.7	1	5.3	1	5.3	-	0	-	0	-	0
Jenkins	-	0	32	355.6	-	0	-	0	-	0	-	0	-	0
Johnson	-	0	15	174.4	-	0	-	0	-	0	1	11.6	-	0
Jones	-	0	-	0	1	8.6	-	0	1	8.6	-	0	2	17.2
Lamar	-	0	-	0	2	18.2	-	0	-	0	-	0	-	0
Lanier	-	0	22	458.3	5	104.2	-	0	-	0	-	0	-	0
Laurens	-	0	28	84.8	2	6.1	1	3.0	1	3.0	-	0	-	0
Lee	2	29.4	1	14.7	-	0	-	0	-	0	-	0	-	0
Liberty	-	0	-	0	2	20.6	-	0	1	10.3	-	0	-	0
Lincoln	-	0	-	0	-	0	-	0	-	0	-	0	-	0
Long	-	0	10	250.0	-	0	-	0	-	0	-	0	-	0
Lowndes	-	0	45	87.2	6	11.6	1	1.9	-	0	1	1.9	2	3.9
Lumpkin	-	0	1	12.0	12	144.6	-	0	-	0	-	0	-	0
Macon	-	0	8	59.7	-	0	-	0	-	0	-	0	-	0
Madison	-	0	-	0	9	67.7	-	0	4	30.1	-	0	-	0
Marion	-	0	1	18.2	3	54.5	-	0	-	0	-	0	-	0
McDuffie	-	0	-	0	7	49.6	1	7.1	-	0	-	0	-	0
McIntosh	-	0	8	109.6	-	0	-	0	-	0	-	0	-	0
Meriwether	-	0	-	0	28	137.9	1	4.9	-	0	-	0	-	0
Miller	-	0	15	217.4	-	0	-	0	-	0	2	29.0	-	0
Mitchell	-	0	6	28.2	1	4.7	-	0	-	0	-	0	2	9.4
Monroe	-	0	-	0	1	8.6	-	0	-	0	2	17.2	-	0
Montgomery	-	0	11	157.1	-	0	1	14.3	-	0	-	0	-	0
Morgan	-	0	-	0	-	0	-	0	-	0	-	0	-	0
Murray	-	0	-	0	1	7.1	-	0	-	0	-	0	1	7.1
Muscogee	-	0	2	1.4	7	4.8	8	5.5	3	2.1	2	1.4	2	1.4
Newton	-	0	-	0	13	51.0	1	3.9	-	0	-	0	-	0
Oconee	-	0	-	0	1	12.3	1	12.3	-	0	-	0	-	0
Oglethorpe	-	0	-	0	-	0	-	0	-	0	2	24.4	-	0
Paulding	-	0	-	0	9	54.5	-	0	-	0	-	0	-	0
Peach	-	0	-	0	1	6.3	-	0	-	0	3	18.8	-	0
Pickens	-	0	-	0	8	86.0	-	0	-	0	-	0	-	0
Pierce	-	0	29	290.0	3	30.0	-	0	-	0	1	10.0	1	10.0
Pike	-	0	-	0	1	13.0	-	0	-	0	1	13.0	1	13.0
Polk	-	0	-	0	2	6.6	-	0	-	0	1	3.3	-	0
Pulaski	1	12.2	1	12.2	1	12.2	-	0	-	0	1	12.2	2	24.4
Putnam	-	0	1	11.4	-	0	-	0	1	11.4	-	0	-	0
Quitman	-	0	-	0	-	0	-	0	-	0	-	0	-	0
Rabun	-	0	3	37.0	8	98.8	-	0	-	0	2	24.7	-	0
Randolph	-	0	13	132.7	-	0	-	0	-	0	1	10.2	-	0
Richmond	1	0.7	1	0.7	53	35.4	3	2.0	3	2.0	19	12.7	-	0
Rockdale	-	0	-	0	6	34.5	-	0	-	0	-	0	3	17.2
Schley	-	0	6	187.5	-	0	-	0	-	0	-	0	-	0
Screven	-	0	3	21.9	1	7.3	-	0	-	0	6	43.8	-	0
Seminole	-	0	8	97.6	1	12.2	1	12.2	-	0	1	12.2	-	0
Spalding	-	0	1	2.5	32	80.2	1	2.5	-	0	3	7.5	1	2.5
Stephens	-	0	-	0	21	106.6	-	0	-	0	1	5.1	1	5.1
Stewart	-	0	1	14.9	1	14.9	-	0	-	0	-	0	1	14.9
Sumter	1	3.7	5	18.6	12	44.6	-	0	-	0	-	0	-	0
Talbot	-	0	7	95.9	2	27.4	-	0	-	0	-	0	-	0
Taliaferro	-	0	-	0	-	0	-	0	1	40.0	-	0	-	0
Tattall	-	0	12	82.8	1	6.9	1	6.9	-	0	-	0	1	6.9
Taylor	-	0	15	185.2	2	24.7	-	0	-	0	-	0	-	0
Telfair	-	0	35	286.9	-	0	-	0	-	0	3	24.6	2	16.4
Terrell	-	0	1	8.2	-	0	-	0	-	0	4	32.8	1	8.2
Thomas	3	8.0	39	103.7	6	16.0	2	5.3	-	0	4	10.6	3	8.0
Tift	-	0	18	66.7	-	0	-	0	2	7.4	19	70.4	7	25.9
Toombs	-	0	39	196.0	-	0	1	5.0	-	0	-	0	-	0
Towns	-	0	-	0	-	0	-	0	-	0	2	42.6	-	0
Treutlen	-	0	6	93.8	-	0	-	0	-	0	-	0	-	0
Troup	-	0	-	0	14	29.5	-	0	2	4.2	-	0	-	0
Turner	-	0	10	114.9	-	0	-	0	-	0	6	69.0	11	126.4
Twiggs	-	0	5	58.1	2	23.3	-	0	-	0	-	0	-	0
Union	-	0	-	0	1	13.2	-	0	-	0	3	39.5	-	0
Upson	-	0	-	0	3	12.0	-	0	-	0	-	0	-	0
Walker	-	0	1	1.8	4	7.3	-	0	1	1.8	1	1.8	3	5.5
Walton	-	0	-	0	10	42.7	-	0	-	0	-	0	-	0
Ware	-	0	92	260.6	1	2.8	-	0	-	0	11	31.2	2	5.7
Warren	-	0	-	0	2	28.2	-	0	-	0	1	14.1	1	14.1
Washington	-	0	1	5.2	3	15.6	-	0	-	0	1	5.2	1	5.2
Wayne	-	0	24	130.4	-	0	-	0	-	0	-	0	-	0
Webster	-	0	-	0	-	0	-	0	-	0	-	0	-	0
Wheeler	-	0	14	254.5	-	0	-	0	-	0	1	18.2	-	0
White	-	0	-	0	2	25.6	-	0	-	0	-	0	-	0
Whitfield	-	0	1	1.8	64	117.0	-	0	-	0	3	5.5	1	1.8
Wilcox	-	0	3	42.9	-	0	-	0	-	0	-	0	-	0
Wilkes	-	0	-	0	1	9.0	-	0	-	0	1	9.0	-	0
Wilkinson	-	0	9	91.8	2	20.4	-	0	-	0	2	20.4	-	0
Worth	-	0	14	89.7	-	0	-	0	-	0	2	12.8	3	19.2
Military Institutions	-	0	-	0	4	---	11	---	43	---	-	0	1	---
	-	0	-	0	-	0	1	6.0	-	0	3	18.1	7	42.2

TABLE VI
NEWLY REPORTED ACTIVE OR PROBABLY ACTIVE TUBERCULOSIS CASES AND DEATHS, BY COUNTY AND RACE,
WITH RATES PER 100,000 POPULATION, GEORGIA, 1968

County	Cases (Occurrence Data)						Deaths (Resident Data)					
	Number			Rate			Number			Rate		
	Total	White	Non-White	Total	White	Non-White	Total	White	Non-White	Total	White	Non-White
TOTAL	1,074	484	590	23.5	14.3	49.8	114	60	54	2.5	1.8	4.6
Appling	-	-	-	0	0	0	-	-	-	0	0	0
Atkinson	-	-	-	0	0	0	-	-	-	0	0	0
Bacon	-	-	-	0	0	0	-	-	-	0	0	0
Baker	-	-	-	0	0	0	-	-	-	0	0	0
Baldwin	5	2	3	16.9	11.0	26.1	-	-	-	0	0	0
Banks	-	-	-	0	0	0	-	-	-	0	0	0
Barrow	3	1	2	18.6	7.5	71.4	-	-	-	0	0	0
Bartow	7	3	4	21.0	10.4	87.0	-	-	-	0	0	0
Ben Hill	6	3	3	44.8	31.6	76.9	-	-	-	0	0	0
Berrien	1	1	-	9.1	10.6	0	-	-	-	0	0	0
Bibb	47	12	35	31.0	11.7	71.4	3	2	1	2.0	2.0	2.0
Bleckley	1	-	1	9.9	0	37.0	-	-	-	0	0	0
Brantley	3	2	1	50.8	38.5	142.9	-	-	-	0	0	0
Brooks	2	2	-	13.3	26.0	0	-	-	-	0	0	0
Bryan	3	2	1	44.1	44.4	43.5	-	-	-	0	0	0
Bulloch	5	4	1	17.8	21.7	10.3	-	-	-	0	0	0
Burke	15	1	14	72.5	13.0	107.7	-	-	-	0	0	0
Butts	4	2	2	38.5	34.5	43.5	-	-	-	0	0	0
Calhoun	2	-	2	29.0	0	48.8	-	-	-	0	0	0
Camden	1	-	1	8.9	0	22.7	-	-	-	0	0	0
Candler	2	1	1	29.0	21.7	43.5	-	-	-	0	0	0
Carroll	9	4	5	22.1	12.2	63.3	-	-	-	0	0	0
Catoosa	5	5	-	18.9	19.1	0	1	1	-	3.8	3.8	0
Charlton	1	-	1	16.4	0	55.6	-	-	-	0	0	0
Chatham	74	23	51	41.1	20.2	77.3	8	4	4	4.4	3.5	6.1
Chattahoochee	1	1	-	47.6	71.4	0	-	-	-	0	0	0
Chattooga	8	8	-	40.0	44.2	0	3	2	1	15.0	11.0	52.6
Cherokee	2	2	-	7.0	7.3	0	-	-	-	0	0	0
Clarke	6	1	5	12.4	2.7	46.7	2	-	2	4.1	0	18.7
Clay	-	-	-	0	0	0	-	-	-	0	0	0
Clayton	6	3	3	7.6	4.1	48.4	1	1	-	1.3	1.4	0
Clinch	2	2	-	26.3	41.7	0	1	1	-	13.2	20.8	0
Cobb	39	25	14	22.8	15.5	140.0	4	4	-	2.3	2.5	0
Coffee	7	4	3	34.8	27.0	56.6	-	-	-	0	0	0
Colquitt	9	5	4	26.9	19.6	50.6	1	1	-	3.0	3.9	0
Columbia	4	2	2	19.0	13.7	30.8	-	-	-	0	0	0
Cook	3	1	2	23.1	10.8	54.1	-	-	-	0	0	0
Coweta	2	1	1	6.2	4.7	9.0	-	-	-	0	0	0
Crawford	4	3	1	66.7	115.4	29.4	1	-	1	16.7	0	29.4
Crisp	6	5	1	33.0	46.7	13.3	1	1	-	5.5	9.3	0
Dade	1	1	-	10.4	10.5	0	-	-	-	0	0	0
Dawson	-	-	-	0	0	0	-	-	-	0	0	0
Decatur	2	-	2	8.4	0	20.2	-	-	-	0	0	0
DeKalb	56	29	27	14.8	8.5	74.2	5	2	3	1.3	0.6	8.2
Dodge	3	2	1	17.0	15.7	20.4	-	-	-	0	0	0
Dooly	4	4	-	36.4	74.1	0	-	-	-	0	0	0
Dougherty	23	7	16	29.4	14.3	54.8	4	-	4	5.1	0	13.7
Douglas	3	1	2	12.6	4.8	64.5	1	-	1	4.2	0	32.3
Early	3	2	1	21.6	26.7	15.6	-	-	-	0	0	0
Echols	-	-	-	0	0	0	-	-	-	0	0	0
Effingham	3	3	-	23.1	32.6	0	1	-	1	7.7	0	26.3
Elbert	4	3	1	22.3	24.4	17.9	1	1	-	5.6	8.1	0
Emanuel	1	1	-	4.9	7.1	0	1	1	-	4.9	7.1	0
Evans	2	1	1	28.2	21.7	40.0	1	1	-	14.1	21.7	0
Fannin	1	1	-	7.2	7.2	...	-	-	-	0	0	...
Fayette	1	1	-	10.2	14.1	0	1	1	-	10.2	14.1	0
Floyd	17	11	6	23.5	17.5	63.2	2	2	-	2.8	3.2	0
Forsyth	1	1	-	6.4	6.4	...	-	-	-	0	0	...
Franklin	-	-	-	0	0	0	-	-	-	0	0	0
Fulton	233	75	158	38.3	18.6	76.6	20	9	11	3.3	2.2	5.3
Gilmer	5	5	-	54.9	54.9	...	-	-	-	0	0	...
Glascock	-	-	-	0	0	0	-	-	-	0	0	0
Glynn	5	1	4	10.4	2.8	30.8	-	-	-	0	0	0
Gordon	7	5	2	30.3	22.9	153.8	1	-	1	4.3	0	76.9
Grady	-	-	-	0	0	0	-	-	-	0	0	0
Greene	4	4	-	36.4	76.9	0	-	-	-	0	0	0
Gwinnett	9	7	2	14.7	12.2	50.0	2	2	-	3.3	3.5	0
Habersham	4	3	1	20.7	16.1	142.9	-	-	-	0	0	0
Hall	16	8	8	27.3	15.2	131.1	-	-	-	0	0	0
Hancock	1	-	1	10.2	0	14.3	-	-	-	0	0	0
Haralson	3	1	2	18.9	6.8	166.7	-	-	-	0	0	0
Harris	1	1	-	8.1	15.9	0	-	-	-	0	0	0
Hart	1	-	1	5.7	0	23.3	-	-	-	0	0	0
Heard	-	-	-	0	0	0	-	-	-	0	0	0
Henry	3	2	1	12.0	12.9	10.4	-	-	-	0	0	0
Houston	6	6	-	11.7	14.9	0	1	-	1	2.0	0	9.2
Irwin	-	-	-	0	0	0	-	-	-	0	0	0
Jackson	-	-	-	0	0	0	-	-	-	0	0	0
Jasper	2	1	1	33.9	34.5	33.3	-	-	-	0	0	0

TABLE VI
NEWLY REPORTED ACTIVE OR PROBABLY ACTIVE TUBERCULOSIS CASES AND DEATHS, BY COUNTY AND RACE,
WITH RATES PER 100,000 POPULATION, GEORGIA, 1968 (CONT'D.)

County	Cases (Occurrence Data)						Deaths (Resident Data)					
	Number			Rate			Number			Rate		
	Total	White	Non-White	Total	White	Non-White	Total	White	Non-White	Total	White	Non-White
Jeff Davis	2	2	-	19.8	23.5	0	-	-	-	0	0	0
Jefferson	6	2	4	31.7	24.1	37.7	1	-	1	5.3	0	9.4
Jenkins	3	2	1	33.3	40.8	24.4	-	-	-	0	0	0
Johnson	6	4	2	69.8	69.0	71.4	-	-	-	0	0	0
Jones	1	-	1	8.6	0	20.0	1	1	-	8.6	15.2	0
Lamar	-	-	-	0	0	0	-	-	-	0	0	0
Lanier	2	1	1	41.7	30.3	66.7	-	-	-	0	0	0
Laurens	7	4	3	21.2	18.7	25.9	-	-	-	0	0	0
Lee	1	-	1	14.7	0	26.3	1	-	1	14.7	0	26.3
Liberty	9	3	6	92.8	68.2	113.2	-	-	-	0	0	0
Lincoln	1	-	1	16.7	0	35.7	-	-	-	0	0	0
Long	2	1	1	50.0	40.0	66.7	-	-	-	0	0	0
Lowndes	13	6	7	25.2	17.1	42.4	2	1	1	3.9	2.8	6.1
Lumpkin	5	4	1	60.2	48.8	1,000.0	-	-	-	0	0	0
Macon	6	-	6	44.8	0	77.9	1	-	1	7.5	0	13.0
Madison	-	-	-	0	0	0	-	-	-	0	0	0
Marion	-	-	-	0	0	0	-	-	-	0	0	0
McDuffie	2	1	1	14.2	11.6	18.2	-	-	-	0	0	0
McIntosh	2	-	2	27.4	0	47.6	-	-	-	0	0	0
Meriwether	6	2	4	29.6	18.5	42.1	1	1	-	4.9	9.3	0
Miller	-	-	-	0	0	0	2	2	-	29.0	41.7	0
Mitchell	6	-	6	28.2	0	58.8	-	-	-	0	0	0
Monroe	2	1	1	17.2	15.4	19.6	-	-	-	0	0	0
Montgomery	-	-	-	0	0	0	-	-	-	0	0	0
Morgan	1	1	-	9.4	17.5	0	-	-	-	0	0	0
Murray	-	-	-	0	0	0	-	-	-	0	0	0
Muscogee	20	9	11	13.7	8.3	29.4	4	2	2	2.7	1.8	5.3
Newton	6	4	2	23.5	23.1	24.4	1	-	1	3.9	0	12.2
Oconee	-	-	-	0	0	0	-	-	-	0	0	0
Oglethorpe	-	-	-	0	0	0	1	1	-	12.2	20.4	0
Paulding	5	4	1	30.3	26.5	71.4	-	-	-	0	0	0
Peach	6	1	5	37.5	14.5	54.9	-	-	-	0	0	0
Pickens	2	1	1	21.5	11.1	333.3	1	1	-	10.8	11.1	0
Pierce	-	-	-	0	0	0	-	-	-	0	0	0
Pike	-	-	-	0	0	0	-	-	-	0	0	0
Polk	17	11	6	56.5	43.8	120.0	2	-	2	6.6	0	40.0
Pulaski	1	1	-	12.2	20.0	0	1	-	1	12.2	0	31.3
Putnam	1	1	-	11.4	23.3	0	-	-	-	0	0	0
Quitman	-	-	-	0	0	0	-	-	-	0	0	0
Rabun	2	2	-	24.7	24.7	...	-	-	-	0	0	...
Randolph	2	-	2	20.4	0	35.1	1	-	1	10.2	0	17.5
Richmond	64	26	38	42.7	25.6	78.8	6	4	2	4.0	3.9	4.1
Rockdale	1	1	-	5.7	7.5	0	-	-	-	0	0	0
Schley	-	-	-	0	0	0	-	-	-	0	0	0
Screven	2	-	2	14.6	0	29.0	1	1	-	7.3	14.7	0
Seminole	-	-	-	0	0	0	-	-	-	0	0	0
Spalding	11	5	6	27.6	16.8	59.4	3	1	2	7.5	3.4	19.8
Stephens	3	2	1	15.2	11.8	37.0	-	-	-	0	0	0
Stewart	1	1	1	14.9	0	22.7	-	-	-	0	0	0
Sumter	4	2	2	14.9	14.0	15.9	-	-	-	0	0	0
Talbot	-	-	-	0	0	0	-	-	-	0	0	0
Taliaferro	-	-	-	0	0	0	-	-	-	0	0	0
Tattnall	-	-	-	0	0	0	1	-	1	6.9	0	25.6
Taylor	-	-	-	0	0	0	-	-	-	0	0	0
Telfair	3	1	2	24.6	12.3	48.8	-	-	-	0	0	0
Terrell	2	-	2	16.4	0	26.7	1	-	1	8.2	0	13.3
Thomas	8	2	6	21.3	8.7	41.1	1	1	-	2.7	4.3	0
Tift	4	2	2	14.8	10.2	27.4	2	-	2	7.4	0	27.4
Toombs	2	2	-	10.1	13.6	0	-	-	-	0	0	0
Towns	1	1	-	21.3	21.3	...	-	-	-	0	0	...
Treutlen	1	1	-	15.6	22.7	0	-	-	-	0	0	0
Troup	9	4	5	19.0	12.3	33.3	2	-	2	4.2	0	13.3
Turner	1	1	-	11.5	17.5	0	-	-	-	0	0	0
Twiggs	1	-	1	11.6	0	20.4	-	-	-	0	0	0
Union	-	-	-	0	0	...	-	-	-	0	0	...
Upson	3	3	-	12.0	16.5	0	-	-	-	0	0	0
Walker	15	15	-	27.5	28.9	0	4	3	1	7.3	5.8	38.5
Walton	8	3	5	34.2	18.3	71.4	-	-	-	0	0	0
Ware	10	3	7	28.3	10.9	88.6	-	-	-	0	0	0
Warren	1	-	1	14.1	0	23.3	-	-	-	0	0	0
Washington	4	1	3	20.8	11.1	29.4	1	-	1	5.2	0	9.8
Wayne	3	2	1	16.3	13.5	27.8	-	-	-	0	0	0
Webster	-	-	-	0	0	0	-	-	-	0	0	0
Wheeler	1	-	1	18.2	0	58.8	1	1	-	18.2	26.3	0
White	1	1	-	12.8	13.3	0	-	-	-	0	0	0
Whitfield	7	7	-	12.8	13.3	0	4	4	-	7.3	7.6	0
Wilcox	-	-	-	0	0	0	-	-	-	0	0	0
Wilkes	1	-	1	9.0	0	18.2	-	-	-	0	0	0
Wilkinson	6	-	6	61.2	0	133.3	-	-	-	0	0	0
Worth	5	-	5	32.1	0	71.4	-	-	-	0	0	0
Institutions	26	13	13	156.6	130.0	197.0

NOTE: The cases are "active or probably active" only.

