
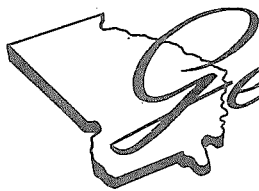


Jack C. Smith  
Family Planning Evaluation Association



# Georgia Vital and Morbidity Statistics 1967



---

*Georgia* Department of Public Health

---

47 TRINITY AVE., S. W., ATLANTA, GEORGIA 30334





FPE  
Stat. Services Unit

GEORGIA VITAL AND MORBIDITY  
STATISTICS

Part 1 - Vital Statistics

Part 2 - Morbidity Statistics

1967

DEPARTMENT OF PUBLIC HEALTH

STATE OF GEORGIA

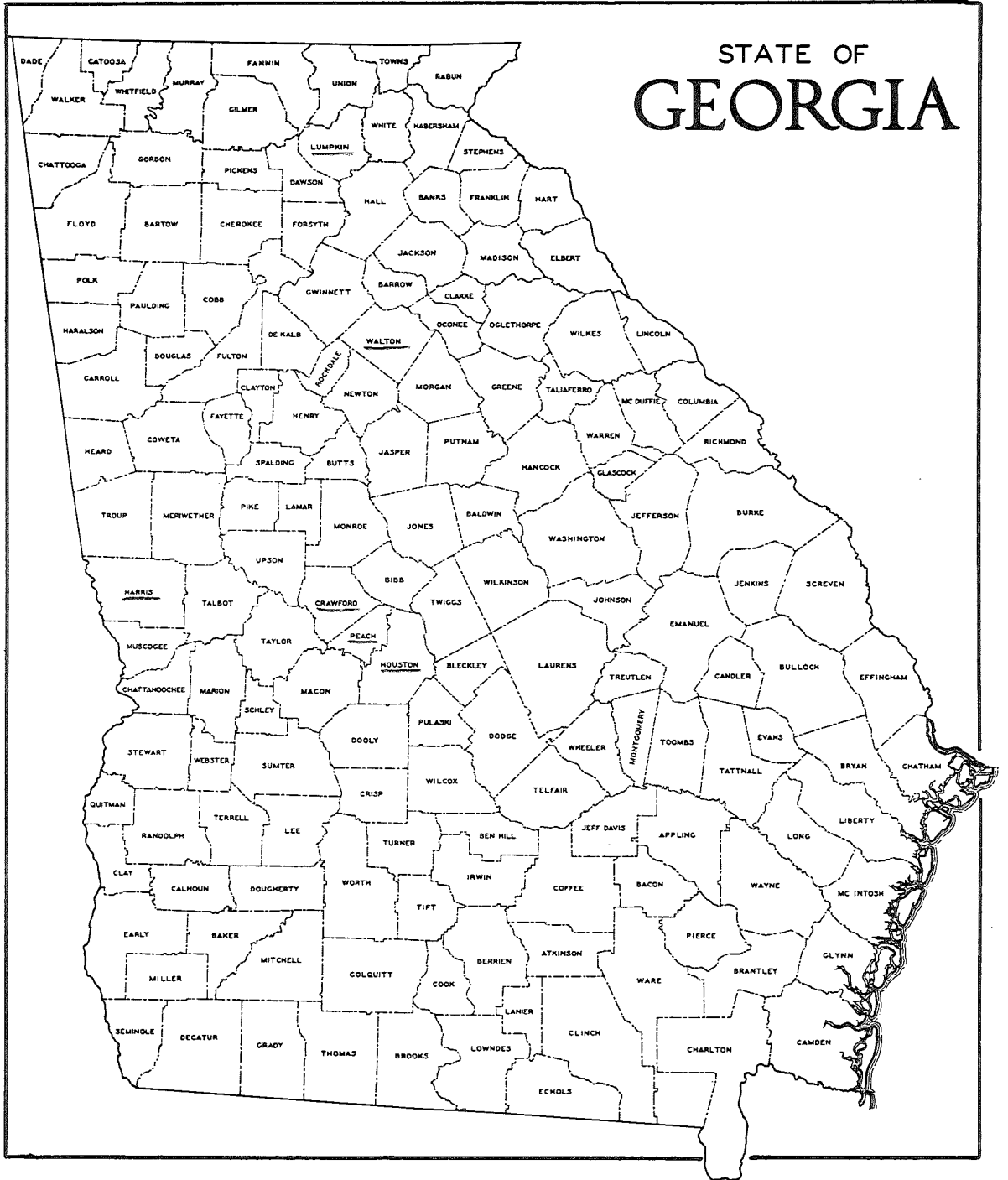
ATLANTA

700 - 10 - 68





# STATE OF GEORGIA





## TABLE OF CONTENTS

	Page
SYMBOLS USED IN THIS REPORT .....	viii
INTRODUCTION .....	ix
SOME FACTORS INFLUENCING VITAL STATISTICS .....	x-xii
Sources of data .....	x
Accuracy and completeness of reporting items on certificates ...	x
Socio-economic status .....	x
Population, race and age trends .....	x-xi
Average age at death .....	xii
Military events .....	xii
DISCUSSION OF 1967 STATISTICS .....	xiii-xxii
Population .....	xiii
Physicians .....	xiii
Marriages and divorces .....	xiii-xiv
Fetal deaths .....	xiv-xv
Live births .....	xv-xvii
Births to unwed mothers .....	xvii
Immature births .....	xvii
Deaths from immaturity .....	xvii-xviii
Infant deaths .....	xviii
Neonatal deaths .....	xix
Maternal deaths .....	xx
Deaths, all ages .....	xx-xxi
Deaths by age groups .....	xxi-xxii

## FIGURES

Figure	Page
1. Live birth and death rates, by race, Georgia, 1935-1967 ...	xi
2. Immature birth rates, 1947-1967, and death rates from immaturity by race, Georgia, 1935-1967 .....	xviii
3. Infant and neonatal death rates by race, Georgia, 1935-1967	xix
4. Maternal death ratio by race, Georgia, 1935-1967 .....	xx

## TEXT TABLES

Table	Page
1. Population by race and residence, Georgia, 1950 and 1960 Censuses and July 1, 1967 Estimate .....	xiii
2. Marriages by residence of bride and groom, Georgia, 1967 .....	xiv
3. Fetal deaths by race, place of occurrence, attendant and length of gestation, Georgia, 1967 .....	xv
4. Death rates per 100,000 population for Georgia and United States and death rates adjusted for age, and race, Georgia, 1950 and 1960 - 1967 .....	xxi

## GENERAL TABLES

I. Selected vital events, number and rate and per cent occurring in hospitals by race, urban and rural, Georgia, 1967 .....	1
II. Deaths, all causes, number and rate per 1,000 population by race, age and sex, Georgia, 1967 .....	1
III. Summary of selected vital statistics, Georgia, 1935-1967 .....	2-3
IV. Live births by age of parents, Georgia, 1967 .....	4
V. Live births to unwed mothers, number and rate per 1,000 live births, by age of mother, Georgia, 1967 .....	4
VI-A. Important causes of death, number and rate per 100,000 popu- lation, in specified age groups by race, Georgia, 1967 .....	5-8
VI-B. Important causes of death, number and per cent, in specified age groups, Georgia, 1967 (Charts) .....	9-11
VII. Deaths from heart diseases by type, by age, Georgia, 1967 .....	12
VIII. Deaths from cancer, by site, race, and sex, Georgia, 1967 .....	12

## GENERAL TABLES (Cont'd.)

Table	Page
IX. Maternal deaths, number and ratio per 10,000 live births by race, Georgia, 1967 .....	13
X. Infant deaths, number and rate per 1,000 live births by race, sex and age, Georgia, 1967 .....	13
XI. Infant deaths, number and rate per 1,000 live births by race, by cause, Georgia, 1967 .....	14
XII. Accidental deaths, number and rate, by type of accident, by age, Georgia, 1967 .....	15
XIII. Vital statistics, by county and race, Georgia, 1967 .....	16-95
XIV-A. Vital statistics, by cities with population of 75,000 or more, Georgia, 1967 .....	96-98
XIV-B. Vital statistics, by cities with population of 10,000-74,999, Georgia, 1967 .....	99-114
XIV-C. Vital statistics, by cities with population of 2,500-9,999, Georgia, 1967 .....	115-153
XV. Number of physicians in private practice and average number of persons per physician, by county, Georgia, September 1, 1968	154
XVI-A. Estimated population, urban and rural, by race, by county and city, Georgia, July 1, 1967 .....	155-156
XVI-B. Estimated population by race, sex and age, Georgia, July 1, 1967 .....	157
XVII. Total population by census years by age and race, Georgia, 1920-1960 .....	157
XVIII. Marriages, divorces, and annulments, by county of application, by race, Georgia, 1967 .....	158-159
XIX. Marriages by race and age of bride by age of groom, Georgia, 1967 .....	160

SYMBOLS USED IN THIS REPORT

- Quantity is zero in frequency table
- Data not available
- ... Rate or per cent not applicable
- 0.0 Rate or per cent more than zero but less than 0.05
- 0 Quantity is zero in rate table

## INTRODUCTION

This report has been prepared annually since 1947. The format has varied from year to year as efforts are made to present the material in the most useful and concise manner. In 1953, a format which has proved useful over a period of years was introduced and is followed very closely in this report.

Most data for a county or city are together in one table. Counties are in alphabetical sequence and cities are in alphabetical sequence within population size groups. Detailed state data are included for the current year as well as several historical series for 1935-1967.

Most tabulations are based on births, deaths, fetal deaths, marriages and divorces recorded in the Vital Records Service and known births and deaths of Georgia residents which occurred outside of Georgia. Unless specifically stated otherwise, all data on births, deaths and fetal deaths are allocated to place of residence. Marriages are tabulated by place of issuance of licenses and divorces by place in which divorce is granted.

Population estimates and number of physicians by county are also included in this report.

Additional copies of most of the tables and more detailed tabulations of these and other health statistics are available. Address correspondence to:

Georgia Department of Public Health  
Biostatistics Service  
47 Trinity Avenue, S.W.  
Atlanta, Georgia 30334

## SOME FACTORS INFLUENCING VITAL STATISTICS

### Sources of data

The data contained in this report are obtained primarily from certificates of births, deaths, fetal deaths, reports of divorces and annulments, and the marriage registry. Population estimates are compiled in the Biostatistics Service using births, deaths, and school enrollment figures and an intercounty migration factor as measures of increase or decrease, and the latest census as a base. (Copies of these estimates with a description of method used are available upon request.)

### Accuracy and completeness of reporting items on certificates

The accuracy and completeness of the reporting of events determine to a great extent the quality of statistics regarding such events.

Unanswered items on certificates result in "unknown" quantities which cannot be interpreted in the analysis of the data, and erroneously answered items create a bias in the data which will affect any conclusions made.

One of the most serious problems in birth and death registration is the allocation of data to urban or rural residence. When a residence is outside the corporate limits of a city and the city is shown as the address, the residence is classified as urban unless the person completing the certificate indicates that the residence is outside the city. This results in an over-allocation of events to urban areas with an under-allocation to rural areas and should be considered in analyzing rural and urban differences.

### Socio-economic status

The socio-economic status of a population affects vital statistics in various ways.

Georgia's population is younger and includes a larger proportion of nonwhites than the United States as a whole. The average number of years of school completed and per capita incomes in Georgia have been lower than United States figures for many years.

### Population, race and age trends

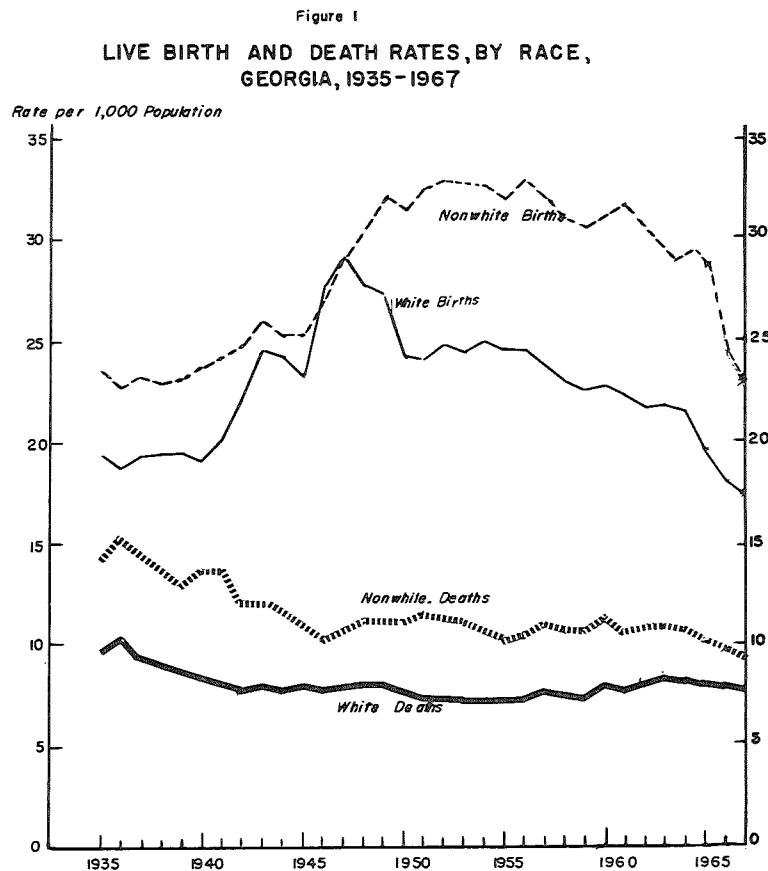
Georgia's recent population growth has been primarily in the white segment of the population. Since 1900, the nonwhite population has increased by only 8.8%, while the white population has risen 138.5%. The racial composition has increased from 53.2% white in 1900 to 71.4% in 1960 according to reports of the U. S. Census Bureau.



The urban segment of the population has increased 529.4% since 1900. As of the 1960 Census, the urban portion of the Georgia population comprised 55.3% of the total, compared to 15.6% in 1900. The white urban part has changed from 8.4% in 1900 to 38.9% in 1960, and the nonwhite urban part from 7.2% in 1900 to 16.4% in 1960.

A change has been taking place also in the age composition of Georgia's population. Whereas, the 1900 population was predominantly (62.6%) under 25 years of age, only 48.9% of the 1960 population was under 25 years. Those 65 years or over form 7.4% of the 1960 Census population, over twice the percentage for 1900. These changes are due in most part to the net increase in population, 1900-1960, being distributed 31.1% under 25 years, 56.0% 25-64 years, and 12.9% 65 years and over.

The basic factor in Georgia's population growth has been natural increase (the excess of births over deaths), which amounted to 48,021 persons for the year 1967. Figure 1 illustrates live birth and death rates, by race, for Georgia, 1935-1967. The difference between these two rates for a race is the rate of natural increase for that race.



Average age at death

The average age at death for the population as a whole has more than doubled since 1900 when it was only 27.2 years. At the end of the next 40 years (1940) the life span increased to 47.9 years and by 1967 had reached 59.9 years which is an increase in the last 25 years of 12.0 years.

Military events

Vital events occurring on military reservations are included in state totals, but excluded from county totals. The counties most affected by this procedure are Chattahoochee, Liberty, Muscogee and Richmond.

DISCUSSION OF 1967 STATISTICSPopulation

The population for July 1, 1959, used in calculating rates for the 1959 data was over-estimated. This must be taken into consideration when analyzing 1959 rates.

The estimated population for Georgia, July 1, 1967, shows an increase of 30.9% over the Census count for Georgia, April 1, 1950. Approximately 80% of this increase occurred in the white population. (See Table 1)

Forty-four per cent of the white and 59% of the nonwhite population was urban July 1, 1967, compared with 39.1% and 43.7%, respectively, in 1950.

TABLE 1 - POPULATION BY RACE AND RESIDENCE, GEORGIA,  
1950 and 1960 CENSUSES, AND JULY 1, 1967 ESTIMATE

	Total Population			Urban*		Rural	
	Total	White	Nonwhite	White	Nonwhite	White	Nonwhite
Estimate July 1, 1967	4,509,000	3,226,800	1,282,200	1,424,500	751,200	1,802,300	531,000
% Change Since 1950 Census	30.9	35.5	20.5	53.1	61.4	24.3	-11.3
U. S. Census April 1, 1960	3,943,116	2,817,233	1,125,893	1,285,332	617,099	1,531,891	508,794
% Change Since 1950 Census	14.5	18.3	5.8	38.2	32.6	5.6	-15.0
U. S. Census April 1, 1950	3,444,578	2,380,577	1,064,001	930,199	465,335	1,450,378	598,666

\* "Urban" includes the population of incorporated places of 2,500 or more plus military personnel stationed in the state.

SOURCE: U. S. Census figures based on Census Bureau Reports.

Physicians

As of September 1, 1968, there were 3,725 physicians practicing in Georgia; of this number 3,024 were engaged in private practice, 622 were institutional physicians, and 79 were in public health. There were also 163 retired physicians known to be residing in the State. The ratio of civilians to physicians in private practice was 1 to 1,440. County totals for physicians in private practice are shown in Table XV.

Marriages and divorces

The 57,218 marriages reported in Georgia in 1967 represent an increase of 2,716 over the 54,502 reported in 1966, with a concomitant increase in rate from 12.2 in 1966 to 12.7 in 1967.

Table 2 shows marriages occurring in Georgia in 1967, by place of residence of the bride and groom. Approximately 32% of the persons married in Georgia in 1967 were residents of other states, the same as in 1966.

TABLE 2 - MARRIAGES BY RESIDENCE OF BRIDE AND GROOM, GEORGIA, 1967

<u>Resident of Georgia</u>	<u>Number</u>
Total Marriages	57,218
Bride and Groom	35,725
Bride	2,657
Groom	3,115
Neither	15,656
Not Stated	65

There were 14,279 divorces and 68 annulments reported in Georgia in 1967. Divorces increased by 1,414 over the 1966 total which resulted in a somewhat higher divorce rate of 3.2 per 1,000 population as compared with 2.9 for 1966.

#### Fetal deaths

A fetal death is defined as a product of conception of any length gestation that shows no sign of life after complete birth. Prior to 1954, only fetal deaths of "20 or more" weeks gestation were recorded, and were classified as stillbirths.

In 1954, a new procedure was initiated in which all products of conception, regardless of length of gestation, were recorded and classified as fetal deaths and were grouped according to length of gestation. The total of the two fetal death groupings, "20-27 weeks" and "28 weeks and over", corresponds to the figure given for stillbirths prior to 1954.

Table 3 shows the 2,232 fetal deaths reported in 1967 by race, place of occurrence, attendant and length of gestation. Two thousand, and ninety-four, or 94% of the reported fetal deaths, occurred in hospitals in 1967. This is an increase of 2% over 1966.

TABLE 3 - FETAL DEATHS BY RACE, PLACE OF OCCURRENCE,  
ATTENDANT AND LENGTH OF GESTATION, GEORGIA, 1967

Race and Length of Gestation	Total	Hospital				Non-Hospital			
		Total	Physician	Midwife	Other	Total	Physician	Midwife	Other
Total	2,232	2,094	2,088	3	3	138	65	61	12
Under 20 weeks	791	764	763	-	1	27	21	4	2
20-27 weeks	407	385	384	-	1	22	10	10	2
28 weeks & over	891	817	814	2	1	74	28	39	7
Unknown	143	128	127	1	-	15	6	8	1
White	1,346	1,318	1,317	-	1	28	23	1	4
Under 20 weeks	590	578	578	-	-	12	12	-	-
20-27 weeks	204	198	198	-	-	6	5	-	1
28 weeks & over	483	475	474	-	1	8	5	1	2
Unknown	69	67	67	-	-	2	1	-	1
Nonwhite	886	776	771	3	2	110	42	60	8
Under 20 weeks	201	186	185	-	1	15	9	4	2
20-27 weeks	203	187	186	-	1	16	5	10	1
28 weeks & over	408	342	340	2	-	66	23	38	5
Unknown	74	61	60	1	-	13	5	8	-

### Live births

A live born infant is one who shows any evidence of life (breathing, heart beat, or movement of voluntary muscles) after complete birth.

In 1956, there were 102,643 live births recorded as occurring to residents of Georgia, the largest number on record for any one year. The number has declined steadily since that time, exclusive of 1960-61 when there was a slight increase over the previous year. In 1967, there were 86,469 live births recorded, a decrease of 2,907 from 1966.

A form is filled out for each live born child in Georgia and the degree of accuracy of the statistics on live births presented in this report is determined by the accuracy of the data supplied on this certificate.

A copy of the certificate which has been in use since January 1, 1959, is shown below.

CERTIFICATE OF LIVE BIRTH				State File No. _____	
GEORGIA DEPARTMENT OF PUBLIC HEALTH				Custodian's No. _____	
Division of Vital Records					
THIS CHILD	1. NAME OF CHILD (First) (Middle) (Last)		2. SEX MALE <input type="checkbox"/> FEMALE <input type="checkbox"/>		3. WEIGHT OF CHILD AT BIRTH Lbs. Ozs. Grams
	4. THIS BIRTH Single <input type="checkbox"/> Twin <input type="checkbox"/> Triplet <input type="checkbox"/>		7. IF TWIN OR TRIPLET, THIS CHILD BORN 1st <input type="checkbox"/> 2nd <input type="checkbox"/> 3rd <input type="checkbox"/>		5. DATE OF BIRTH A. M. P. M.
PLACE OF BIRTH	9. PLACE OF BIRTH—COUNTY		10. CITY OR TOWN		6. IS CHILD ALIVE WHEN REPORT FILED? Yes <input type="checkbox"/> No <input type="checkbox"/>
	11. IN CITY LIMITS? Yes <input type="checkbox"/> No <input type="checkbox"/>				
FATHER OF CHILD	12. NAME OF HOSPITAL (If Not in a Hospital, Give Street Address or Rural Route—Do Not Give P. O. Box No.)				
	13. NAME OF FATHER (First) (Middle) (Last)		14. RACE		15. AGE AT TIME OF THIS BIRTH
	17. USUAL OCCUPATION		16. BIRTHPLACE OF FATHER		
MOTHER OF CHILD	18. KIND OF BUSINESS OR INDUSTRY		19. MAIDEN NAME OF MOTHER (First) (Middle) (Last)		20. RACE
	21. USUAL RESIDENCE OF MOTHER—City or Town		22. AGE AT TIME OF THIS BIRTH		23. BIRTHPLACE OF MOTHER
	24. PREVIOUS DELIVERIES TO MOTHER (Do Not Include This Birth)		25. LENGTH OF PREGNANCY Completed Weeks		26. NUMBER OF OTHER CHILDREN BORN ALIVE—NOW DEAD
USUAL RESIDENCE OF MOTHER	27. ADDRESS—(Give Street Address or Rural Route Number)		28. COUNTY		29. STATE
	31. PARENT SIGNATURE Sign Here		32. IN CITY LIMITS? Yes <input type="checkbox"/> No <input type="checkbox"/>		30. IS RESIDENCE ON A FARM? Yes <input type="checkbox"/> No <input type="checkbox"/>
ATTENDANT'S CERTIFICATION	33. ATTENDANT'S OWN SIGNATURE		34. ATTENDANT'S POST OFFICE ADDRESS		35. RELATIONSHIP TO INFANT
	36. LOCAL REGISTRAR'S OWN SIGNATURE		37. DATE SIGNED		38. DATE FILED
AMENDMENTS OR CORRECTIONS	39. DATE OF AMENDMENT OR CORRECTION		40. EVIDENCE USED		

Since 1928, nonwhite birth rates have been consistently higher than white birth rates. Rates for the nonwhite race showed a gradual increase from 1928 to 1950, while white rates remained fairly constant from 1928 to 1942 and increased rapidly from 1942 to 1950. The rates for both races leveled off in 1950 and remained fairly constant through 1957, but have shown a decided decrease since that year.

The white and nonwhite birth rates for 1967 are 17.7 and 23.0 per 1,000 population, respectively. (See Table I, page 1.)

In 1967, 93.3% of all live births (99.6% of the white and 81.0% of the nonwhite) occurred in hospitals, which represents an increase of 0.9% over the corresponding percentage for 1966 and can be entirely attributed to the increased percentage of nonwhite births.

#### Births to unwed mothers

Prior to 1959, on the medical report the question was asked "Is mother married to father of the child?" For statistical purposes, the answer "no" indicated a birth to an unwed mother. This question has not been posed since 1958, but if the father's name does not appear on the birth certificate, the event is statistically classified as a birth to an unwed mother. This change should affect interpretation of rates for years after 1958. The total rate of 115.5 births to unwed mothers in 1967 represents an increase over 1966 of 1.8 per 1,000 live births with the individual rates being 33.0 for the white and 275.2 for the nonwhite.

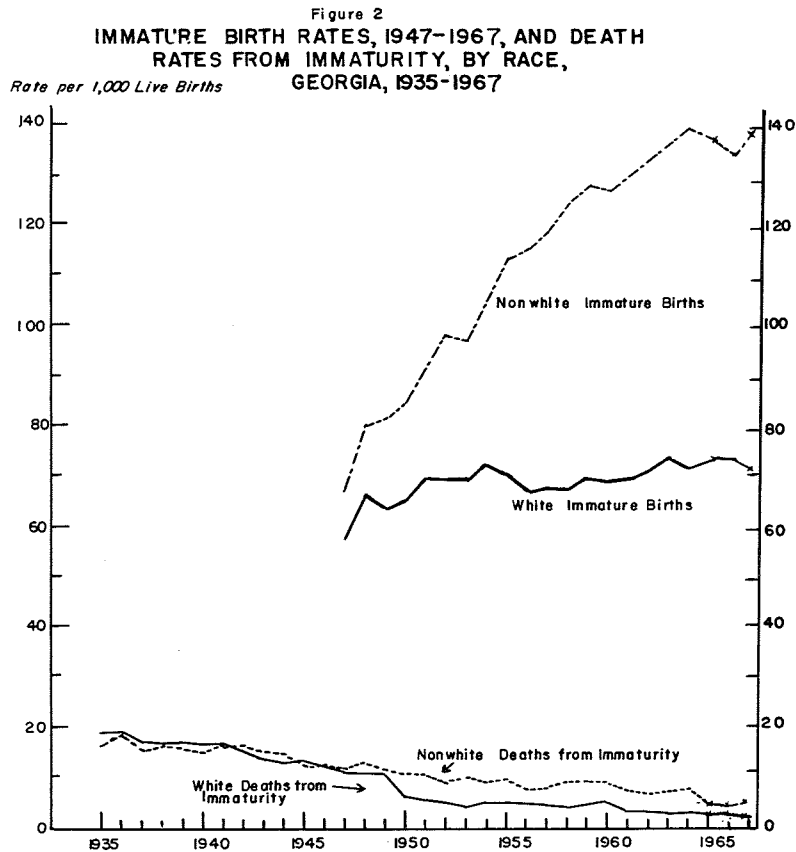
#### Immature births

An immature birth is defined as the birth of a live born infant with a weight of 5-1/2 pounds (2500 grams) or less. If weight is not specified, a live born infant whose period of gestation is less than 37 weeks is considered immature.

There were 8,162 immature births recorded in 1967, compared with 8,476 in 1966, with a change in rate from 94.8 per 1,000 live births in 1966 to 94.4 in 1967. This was a total decrease of 314, the white decreasing by 197 and the nonwhite by 117.

#### Deaths from immaturity

A death attributed to immaturity is one classified as "Immaturity with mention of other subsidiary causes" or "Immaturity unqualified" (Seventh Revision List Numbers 774 and 776, respectively).



Immaturity continues to be the leading cause of infant deaths in the State. In 1967, 355 infant deaths were attributed to immaturity, giving a rate of 4.1 per 1,000 live births. Both the number and rate reveal very little change from the previous year. Figure 2 shows immature birth rates by race for Georgia 1947-1967 and immature death rates 1935-1967.

Of the remaining 1,947 infant deaths, 545 were assigned to other causes with mention of immaturity. Thus immaturity was associated with 39.1% of all infant deaths in 1967 as compared to 37.1% in 1966.

#### Infant deaths

An infant death is any death occurring during the first year of postnatal life. There were 2,302 infant deaths recorded in 1967, with a white rate of 19.9 per 1,000 live births and a nonwhite rate of 39.6. The ten leading causes of death in the under-one-year age group have remained constant during the past several years until 1967 when gastritis, duodenitis and colitis was replaced with symptoms and ill-defined causes.



Neonatal deaths

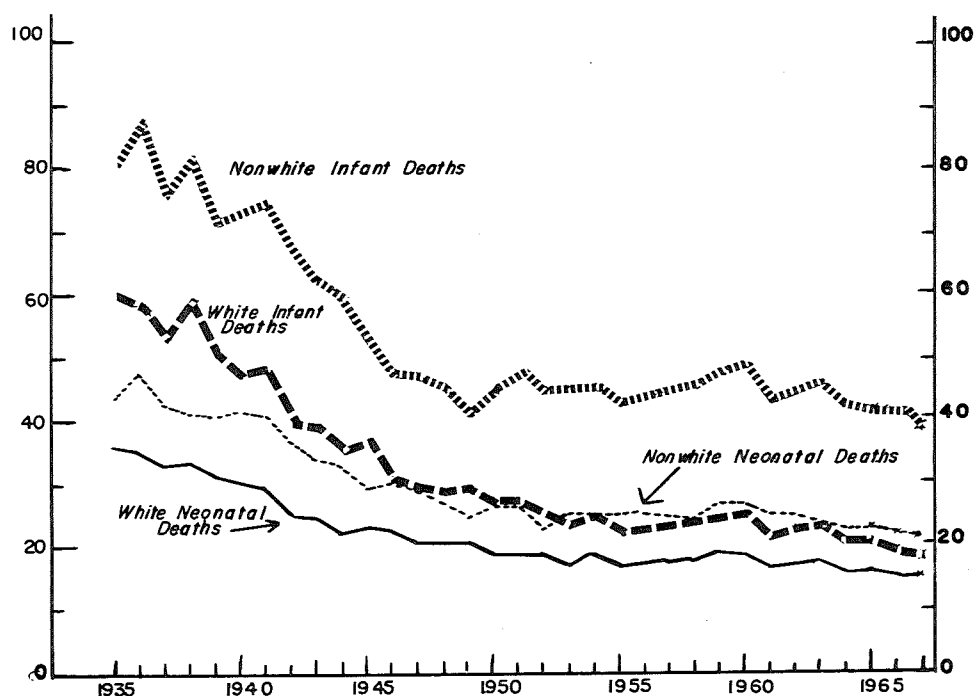
A death occurring during the first 27 days of life is classified as a neonatal death. The 1,491 neonatal deaths reported for 1967 comprise 64.8% of the total infant deaths for the year and show an increase over the 62.3% in 1966.

Deaths in this age group in 1967 show a decrease in number and in rate for the nonwhite, but a slight increase for the white. A 4.2% decrease in neonatal deaths from the 1966 total was the consequent result. Approximately 54% of all neonatal deaths occurred to infants under one day of age.

Figure 3 illustrates the trend of infant and neonatal death rates from 1935-1967.

Figure 3  
**INFANT AND NEONATAL DEATH RATES BY RACE,  
 GEORGIA, 1935-1967**

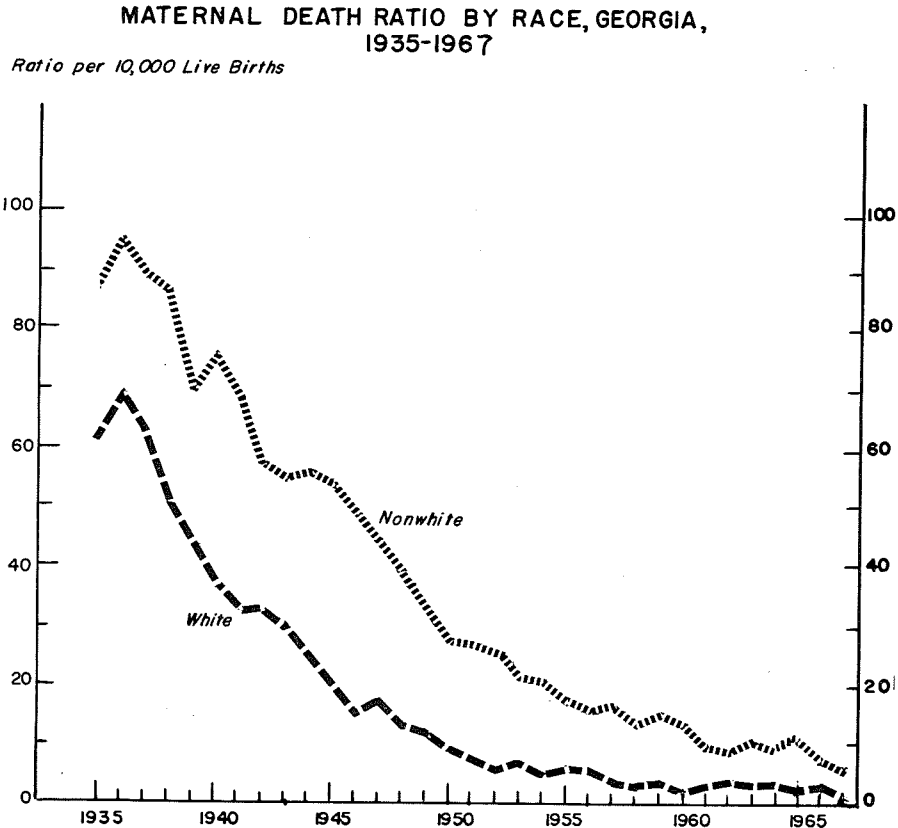
Rate per 1,000 Live Births



### Maternal deaths

The term "maternal death" describes a death resulting from complications of pregnancy, childbirth or the puerperium. There were 28 such deaths reported for Georgia in 1967, a decrease of 13 from 1966. The rate has declined steadily since 1940 except for a slight incremental trend 1963 through 1965. The decrease in numbers in 1967 is reflected in the rate of 3.2 per 10,000 live births, the lowest rate ever recorded in Georgia. Figure 4 shows maternal death rates for Georgia since 1935.

Figure 4



### Deaths, all ages

The crude death rate has shown a continuous decrease since 1924 with only slight fluctuations. The rate for 1967 is 8.5 deaths per 1,000 population in comparison with 8.6 in 1966.

Deaths from heart disease, the leading cause of death in the nation as well as in Georgia, increase in number each year. In 1967, Georgia had 12,946 such deaths, with a rate of 287.1 per 100,000 population. This represents a 0.9% increase over the 1966 total figure of 12,836, but produces a slightly lower rate.

Table 4 shows death rates for Georgia adjusted for age and race. The direct method is used with the 1950 United States population as the standard for 1950-1959 and the 1960 United States population for 1960-1967.<sup>1</sup>

TABLE 4 - DEATH RATES PER 100,000 POPULATION FOR GEORGIA AND UNITED STATES, AND DEATH RATES ADJUSTED FOR AGE AND RACE, GEORGIA, 1950 AND 1960 - 1967

Year	Reported Death Rates						Georgia Rates Adjusted For:		
	United States			Georgia			Age & Race	Age Only	
	Total	White	Nonwhite	Total	White	Nonwhite	Total	White	Nonwhite
1950	963.8	945.7	1,119.4	880.6	767.8	1,119.1	934.9	910.5	1,144.4
1960	945.7	939.3	995.1	893.0	796.5	1,135.3	959.8	937.1	1,135.6
1961	930.0	925.8	963.1	857.8	778.4	1,057.7	934.5	918.7	1,056.4
1962	945.4	938.9	982.0	879.8	798.0	1,089.0	957.0	940.5	1,084.4
1963	961.9	954.3	1,007.3	904.4	828.6	1,092.2	988.3	975.5	1,087.5
1964	939.7	935.5	971.6	887.9	813.3	1,076.1	970.8	957.9	1,070.2
1965	943.2	940.5	965.0	873.8	805.5	1,045.8	961.3	951.1	1,040.8
1966	951.3	---	---	862.1	806.1	1,002.9	957.9	952.8	997.4
1967	936.0*	---	---	852.7	809.6	961.1	956.8	957.5	951.3

\* Estimated

Age adjusted death rates for the white race in Georgia are considerably higher than the unadjusted rates. On the other hand, nonwhite death rates show little change when adjusted for age. The variations between age adjusted and unadjusted rates seem to point up the differences in age stratification of the population in Georgia as compared with that of the United States as a whole.

Georgia's adjusted rates are not necessarily comparable with any rates for the United States, except those for 1950 and 1960, because of changes in the composition of the population of the United States between the two census years. To facilitate comparisons on an annual basis, the United States rates would have to be adjusted on the basis of the 1950 and 1960 population.

#### Deaths by age groups

Heart diseases (International List Code numbers 410-443) represent the leading cause of death in the 25-44 years, 45-64 years, and 65 years and over age groups.

Motor vehicle accidents were the leading cause of death in two age groups, 15-24 and 5-14, in 1967. They were responsible for 31% of all deaths occurring in the 5-14 years group which is considerably higher than the 26% in 1966; however, 41% of all deaths in the 15-24 years age group resulted from motor vehicle accidents, the same percentage as in 1966.

<sup>1</sup> This method is discussed in Vital Statistics Rates in the United States 1900-1940, pp. 66-69, U. S. Department of Commerce, Bureau of Census, Washington Government Printing Office, 1943.

Accidents other than motor vehicle accidents were the number one killer (18%) of children 1-4 years old in 1967, with motor vehicle accidents in second place, and accounting for 17% of the deaths in this age group.

Accidents other than motor vehicle accidents appear in the ten leading causes of death for every age category.

Deaths due to accidents of all types represent the leading cause of death for all age groups from one through 44 years of age in 1967.

Death by violence (all accidents, homicides and suicides) accounted for 73% of all deaths for those 15-24 years of age, 56% of those 5-14 years old, and 36% for those 25-44 years of age. The younger age groups, especially the 5-24 year olds, seem to be largely resistant to death from disease, but more likely to become involved in accidental fatalities than do the very young and the 25-44 aged groups. The age specific rate of deaths by violence per 100,000 population for the 15-24 years age group rose from 110.9 in 1966 to 115.2 in 1967; whereas, this rate remained fairly constant for the 25-44 years old group (99.7 in 1967).

(See Tables VI-A and VI-B)

A copy of the certificate used to record deaths is shown below:

REGISTRAR: CHECK CERTIFICATE CAREFULLY  
Revised December 1, 1958

CERTIFICATE OF DEATH				State File No. _____	
BIRTH NO. _____		Militia Dist. No. _____		Custodian's No. _____	
1. NAME OF DECEASED (First) _____		(Middle) _____		2. DATE OF DEATH (Month) _____ (Day) _____ (Year) _____	
3. PLACE OF DEATH (County) _____			4. USUAL RESIDENCE (Where deceased lived, if institution: residence before admission)		
City or Town _____		In City Limits Yes <input type="checkbox"/> No <input type="checkbox"/>		State _____ County _____	
Name of Hosp. or Institution _____		LENGTH OF STAY (in this place) _____		City or Town _____	
5. SEX _____		6. RACE _____		7. BIRTHPLACE (State or foreign country) _____	
8. DATE OF BIRTH _____		9. AGE (in years) last birthday _____		10. MARRIED <input type="checkbox"/> NEVER MARRIED <input type="checkbox"/> WIDOWED <input type="checkbox"/> DIVORCED <input type="checkbox"/> SEPARATED <input type="checkbox"/>	
11. USUAL OCCUPATION (Give kind of work done during most of working life, even if retired) _____		KIND OF BUSINESS OR INDUSTRY _____		15. IS RESIDENCE ON FARM? Yes <input type="checkbox"/> No <input type="checkbox"/>	
12. WAS DECEASED EVER IN U. S. ARMED FORCES? (Yes, no, or unknown; if yes, give war or dates of service) _____		SOCIAL SECURITY NO. _____		16. BURIAL <input type="checkbox"/> REMOVAL <input type="checkbox"/> CREMATION <input type="checkbox"/>	
13. FATHER'S NAME _____		14. MOTHER'S MAIDEN NAME _____		17. EMBALMER'S SIGNATURE _____ LICENSE NO. _____	
18. MORTICIAN _____		19. MORTICIAN'S ADDRESS _____		20. INFORMANT _____ Relationship _____	
21. INFORMANT'S ADDRESS _____		22. CAUSE OF DEATH (Enter only one cause per line for (a), (b), and (c).) PLEASE PRINT		INTERVAL BETWEEN ONSET AND DEATH	
PART I. DEATH WAS CAUSED BY: IMMEDIATE CAUSE (a) _____		DUE TO (b) _____		DO NOT WRITE IN THIS SPACE	
DUE TO (c) _____		Other significant conditions contributing to death but not related to the terminal disease condition given in Part I (a) _____		1. _____	
24. ACCIDENT <input type="checkbox"/> PLACE OF INJURY (e.g., in or about home, farm, factory, street, office bldg., etc.) _____		INJURY OCCURRED While at Work <input type="checkbox"/> Not While at Work <input type="checkbox"/>		2. _____	
25. I hereby certify that I attended the deceased from _____ to _____, 19____ that I last saw the deceased alive on _____, 19____ and that death occurred at _____ m., from the causes and on the date stated above.		26. SIGNATURE _____ Degree or Title _____		23. AUTOPSY? Yes <input type="checkbox"/> No <input type="checkbox"/>	
27. DATE REC'D BY LOCAL REG. _____		28. REGISTRAR'S SIGNATURE _____		ADDRESS _____	
29. DATE SIGNED _____		Georgia Department of Public Health Vital Records Service Atlanta 3, Georgia			

**G E N E R A L   T A B L E S**



TABLE I - SELECTED VITAL EVENTS, NUMBER, RATE AND PER CENT OCCURRING IN HOSPITALS BY RACE, URBAN AND RURAL, GEORGIA, 1967

Event	State			Urban*			Rural		
	Total Both Races	White	Non-White	Total Both Races	White	Non-White	Total Both Races	White	Non-White
<b>LIVE BIRTHS</b>									
Number	86,469	57,031	29,438	42,073	24,667	17,406	44,396	32,364	12,032
Rate per 1,000 population	19.2	17.7	23.0	19.3	17.3	23.2	19.0	18.0	22.7
% occurring in hospital	93.3	99.6	81.0	95.5	99.7	89.5	91.1	99.5	68.6
<b>DEATHS</b>									
Number	38,448	26,125	12,323	20,632	12,667	7,965	17,816	13,458	4,358
Rate per 1,000 population	8.5	8.1	9.6	9.5	8.9	10.6	7.6	7.5	8.2
% occurring in hospital	63.4	68.3	53.1	64.4	70.2	55.2	62.3	66.5	49.4
<b>FETAL DEATHS</b>									
Number	2,232	1,346	886	1,182	630	552	1,050	716	334
Rate per 1,000 live births	25.8	23.6	30.1	28.1	25.5	31.7	23.7	22.1	27.8
% occurring in hospital	93.8	97.9	87.6	96.6	98.7	93.8	90.7	97.2	76.6
<b>MATERNAL DEATHS</b>									
Number	28	10	18	14	4	10	14	6	8
Rate per 10,000 live births	3.2	1.8	6.1	3.3	1.6	5.7	3.2	1.9	6.6
% occurring in hospital	92.9	100.0	88.9	100.0	100.0	100.0	85.7	100.0	75.0
<b>INFANT DEATHS</b>									
Number	2,302	1,137	1,165	1,221	581	640	1,081	556	525
Rate per 1,000 live births	26.6	19.9	39.6	29.0	23.6	36.8	24.3	17.2	43.6
% occurring in hospital	73.6	86.1	61.5	79.8	88.8	71.6	66.7	83.3	49.1
<b>NEONATAL DEATHS</b>									
Number	1,491	873	618	843	454	389	648	419	229
Rate per 1,000 live births	17.2	15.3	21.0	20.0	18.4	22.3	14.6	12.9	19.0
% occurring in hospital	91.3	97.3	83.0	94.5	98.2	90.2	87.2	96.2	70.7
<b>POST NEONATAL DEATHS</b>									
Number	811	264	547	378	127	251	433	137	296
Rate per 1,000 live births	9.4	4.6	18.6	9.0	5.1	14.4	9.8	4.2	24.6
% occurring in hospital	41.1	49.2	37.1	46.8	55.1	42.6	36.0	43.8	32.4
<b>IMMATURE BIRTHS</b>									
Number	8,162	4,065	4,097	4,449	1,885	2,564	3,713	2,180	1,533
Rate per 1,000 live births	94.4	71.3	139.2	105.7	76.4	147.3	83.6	67.4	127.4
% occurring in hospital	92.4	99.2	85.7	95.1	99.5	91.9	89.2	99.0	75.2
<b>DEATHS FROM IMMATUREITY</b>									
Number	356	184	172	217	102	115	139	82	57
Rate per 1,000 live births	4.1	3.2	5.8	5.2	4.1	6.6	3.1	2.5	4.7
% occurring in hospital	89.9	97.3	82.0	92.2	97.1	87.8	86.3	97.6	70.2
<b>LIVE BIRTHS TO UNWED MOTHERS</b>									
Number	9,984	1,882	8,102	5,774	851	4,923	4,210	1,031	3,179
Rate per 1,000 live births	115.5	33.0	275.2	137.2	34.5	282.8	94.8	31.9	264.2
% occurring in hospital	80.8	98.2	76.8	87.6	98.4	85.8	71.5	98.2	62.8
<b>MARRIAGES (Place of Application)</b>									
Number	57,218	45,725	11,493	---	---	---	---	---	---
Rate per 1,000 population	12.7	14.2	9.0	---	---	---	---	---	---
<b>DIVORCES AND ANNULMENTS (Place of Occurrence)</b>									
Number	14,347	---	---	---	---	---	---	---	---
Rate per 1,000 population	3.2	---	---	---	---	---	---	---	---

\* Includes events occurring to residents of military reservations.

TABLE II - DEATHS, ALL CAUSES, NUMBER AND RATE PER 1,000 POPULATION BY RACE, AGE AND SEX, GEORGIA, 1967

Age Group	Number					Rate Per 1,000 Population				
	Total	White		Nonwhite		Total	White		Nonwhite	
		Male	Female	Male	Female		Male	Female	Male	Female
All Ages	38,448	15,222	10,903	6,580	5,743	8.5	9.5	6.7	10.8	8.5
Under 1 year	2,302	671	466	643	522	20.9	18.4	13.2	33.5	26.8
1-4 years	413	122	96	99	96	1.0	0.8	0.7	1.4	1.3
5-14 years	438	182	83	110	63	0.4	0.5	0.3	0.7	0.4
15-24 years	1,086	526	179	270	111	1.6	2.1	0.7	2.8	1.1
25-34 years	1,090	416	180	309	185	1.9	1.9	0.8	4.8	2.4
35-44 years	2,085	800	384	491	410	3.6	3.7	1.7	7.9	5.4
45-54 years	4,380	1,927	802	924	727	9.0	10.8	4.4	16.2	10.9
55-64 years	6,921	3,092	1,288	1,354	1,187	21.1	26.8	9.8	37.0	26.0
65-74 years	8,777	3,497	2,333	1,406	1,461	39.4	48.8	25.3	59.4	43.0
75-84 years	7,451	2,905	3,186	681	679	81.3	103.4	76.2	74.0	54.3
85 years and over	3,476	1,081	1,904	200	291	192.0	230.0	232.2	95.2	93.9
Unknown age	29	3	2	13	11	...	...	...	...	...

TABLE III - SUMMARY OF SELECTED VITAL STATISTICS, GEORGIA, 1935 - 1967

Year	Livebirths						Deaths						Maternal Deaths*					
	Number			Rate			Number			Rate			Number			Ratio		
	Total	White	Non-white	Total	White	Non-white	Total	White	Non-white	Total	White	Non-white	Total	White	Non-white	Total	White	Non-white
1935	63,290	37,345	25,945	20.9	19.4	23.6	34,313	18,677	15,636	11.3	9.7	14.2	458	230	228	72.4	61.6	87.9
1936	61,617	36,320	25,297	20.2	18.7	22.9	37,293	20,156	17,137	12.2	10.4	15.5	491	251	240	79.7	69.1	94.9
1937	64,012	38,181	25,831	20.8	19.4	23.2	34,411	18,493	15,918	10.8	9.4	14.3	471	240	231	73.6	62.9	89.4
1938	64,307	38,613	25,694	20.7	19.5	23.0	33,617	18,109	15,508	10.8	9.1	13.9	421	198	223	65.5	51.3	86.8
1939	64,910	38,923	25,987	20.8	19.5	23.1	31,856	17,486	14,370	10.2	8.7	12.8	356	175	181	54.8	45.0	69.6
1940	64,695	38,911	25,784	20.7	19.1	23.8	32,296	17,324	14,972	10.3	8.5	13.8	342	146	196	52.9	37.5	76.0
1941	67,785	41,277	26,508	21.6	20.1	24.4	31,579	16,717	14,862	10.0	8.1	13.7	315	133	182	46.5	32.2	68.7
1942	72,189	45,192	26,997	23.1	22.2	24.9	29,807	15,820	12,987	9.2	7.8	12.0	299	146	153	41.4	32.3	56.7
1943	78,327	50,149	28,178	25.1	24.6	26.0	29,488	16,414	13,074	9.4	8.0	12.0	303	150	153	38.7	29.9	54.3
1944	77,018	49,464	27,554	24.7	24.3	25.4	28,803	16,118	12,685	9.2	7.9	11.7	276	122	154	35.8	24.7	55.9
1945	74,994	47,422	27,572	24.0	23.3	25.4	28,456	16,310	12,146	9.1	8.0	11.2	250	102	148	33.3	21.5	53.7
1946	85,699	56,354	29,345	27.4	27.6	27.0	27,405	16,160	11,245	8.8	7.9	10.4	229	85	144	26.7	15.1	49.1
1947	94,311	62,394	31,917	29.2	29.2	29.2	28,780	17,022	11,758	8.9	8.0	10.8	247	107	140	26.2	17.1	43.9
1948	91,604	58,601	33,003	28.6	27.7	30.5	29,309	17,083	12,226	9.2	8.1	11.3	208	78	130	22.7	13.3	39.4
1949	93,557	58,659	34,898	29.0	27.4	32.2	29,537	17,351	12,186	9.2	8.1	11.3	185	71	114	19.8	12.1	32.7
1950	92,099	57,003	35,096	26.7	24.3	31.6	30,416	18,005	12,411	8.8	7.7	11.2	150	55	95	16.3	9.6	27.1
1951	95,161	59,285	35,876	26.7	24.1	32.6	30,802	18,161	12,641	8.6	7.4	11.5	143	46	97	15.0	7.8	27.0
1952	97,130	61,439	35,691	27.3	24.9	33.0	30,622	18,310	12,312	8.6	7.4	11.4	128	36	92	13.2	5.9	25.8
1953	97,421	61,671	35,750	27.0	24.5	32.9	30,754	18,521	12,233	8.5	7.4	11.3	116	39	77	11.9	6.3	21.5
1954	100,191	64,392	35,799	27.3	25.0	32.7	30,555	18,863	11,692	8.3	7.3	10.7	106	31	75	10.9	4.8	21.0
1955	100,295	64,238	36,057	26.8	24.6	32.2	30,838	19,136	11,702	8.3	7.3	10.4	99	38	61	9.9	5.9	16.9
1956	102,643	65,642	37,001	27.1	24.6	33.0	31,582	19,830	11,752	8.3	7.4	10.5	95	36	59	9.3	5.5	15.9
1957	101,882	65,412	36,470	26.4	23.9	32.2	33,421	20,929	12,492	8.6	7.7	11.0	82	23	59	8.0	3.5	16.2
1958	99,780	64,097	35,683	25.4	23.0	31.2	33,249	21,044	12,205	8.5	7.5	10.7	64	16	48	6.4	2.5	13.5
1959	99,458	64,040	35,418	25.0	22.6	30.7	33,376	21,047	12,329	8.4	7.4	10.7	69	17	52	6.9	2.7	14.7
1960	99,707	64,419	35,288	25.2	22.8	31.3	35,324	22,526	12,798	8.9	8.0	11.4	60	12	48	6.0	1.9	13.6
1961	100,444	64,316	36,128	25.1	22.4	31.7	34,367	22,320	12,947	8.6	7.8	10.6	52	19	33	5.2	3.0	9.1
1962	99,047	63,778	35,269	24.2	21.7	30.6	36,051	23,504	12,547	8.8	8.0	10.9	48	19	29	4.8	3.0	8.2
1963	99,360	64,575	34,785	23.8	21.8	29.0	37,696	24,594	13,102	9.0	8.3	10.9	53	18	35	5.3	2.8	10.1
1964	100,581	65,093	35,488	23.8	21.5	29.6	37,512	24,607	12,905	8.9	8.1	10.8	57	22	35	5.7	3.4	9.9
1965	94,336	60,226	34,110	21.6	19.3	27.5	38,104	25,141	12,963	8.7	8.1	10.5	49	13	36	5.2	2.2	10.6
1966	89,376	57,855	31,521	20.0	18.1	24.9	38,465	25,745	12,720	8.6	8.1	10.0	41	20	21	4.6	3.5	6.7
1967	86,469	57,031	29,438	19.2	17.7	23.0	38,448	26,125	12,323	8.5	8.1	9.6	28	10	18	3.2	1.8	6.1

Year	Infant Deaths						Fetal Deaths						Immature Births					
	Number			Rate			Number			Ratio			Number			Rate		
	Total	White	Non-white	Total	White	Non-white	Total	White	Non-white	Total	White	Non-white	Total	White	Non-white	Total	White	Non-white
1935	4,316	2,227	2,089	68.2	59.6	80.5	3,987	1,532	2,455	63.0	41.0	94.6						
1936	4,319	2,114	2,205	70.1	58.2	87.2	3,666	1,457	2,209	59.5	40.1	87.3						
1937	3,968	2,014	1,954	62.0	52.7	75.6	3,677	1,499	2,178	57.4	39.3	84.3						
1938	4,352	2,267	2,085	67.7	58.7	81.1	3,390	1,386	2,004	52.7	35.9	78.0						
1939	3,817	1,960	1,857	58.8	50.4	71.5	3,228	1,337	1,891	49.7	34.3	72.8						
1940	3,737	1,851	1,886	57.8	47.6	73.1	3,078	1,326	1,752	47.6	34.1	67.9						
1941	3,955	1,988	1,967	58.3	48.2	74.2	2,903	1,276	1,627	42.8	30.9	61.4						
1942	3,559	1,756	1,803	49.3	38.9	65.8	2,786	1,268	1,518	38.6	28.1	56.2						
1943	3,661	1,911	1,750	46.7	38.1	62.1	2,664	1,238	1,426	34.0	24.7	50.6						
1944	3,398	1,761	1,637	44.1	35.6	59.4	2,523	1,137	1,386	32.8	23.0	50.3						
1945	3,181	1,728	1,453	42.2	36.4	52.7	2,208	1,036	1,172	29.4	21.8	42.5						
1946	3,068	1,694	1,374	35.8	30.0	46.8	2,421	1,161	1,260	28.3	20.6	42.9						
1947	3,239	1,771	1,468	34.3	28.4	46.0	2,457	1,174	1,283	26.1	18.8	40.2	5,738	3,614	2,124	60.8	57.9	66.5
1948	3,150	1,661	1,489	34.4	28.3	45.1	2,408	1,109	1,299	26.3	18.9	39.4	6,508	3,870	2,638	71.0	66.0	79.9
1949	3,093	1,668	1,425	33.1	28.4	40.8	2,178	972	1,206	23.3	16.6	34.6	6,557	3,738	2,819	70.1	63.7	80.8
1950	3,081	1,518	1,563	33.5	26.6	44.5	2,026	885	1,141	22.0	15.5	32.5	6,645	3,697	2,948	72.2	64.9	84.0
1951	3,256	1,548	1,708	34.2	26.1	47.6	2,097	974	1,123	22.0	16.4	31.3	7,355	4,079	3,276	77.3	68.8	91.3
1952	3,158	1,567	1,591	32.5	25.5	44.6	1,992	853	1,139	20.5	13.9	31.9	7,683	4,202	3,481	79.1	68.4	97.5
1953	3,051	1,469	1,582	31.3	23.8	44.3	1,967	867	1,100	20.2	14.1	30.8	7,673	4,224	3,449	78.8	68.5	96.5
1954*	3,155	1,562	1,593	31.5	24.3	44.5	3,950	2,239	1,711	39.4	34.8	47.8	8,382	4,641	3,741	83.7	72.1	104.5
1955	2,985	1,456	1,529	29.8	22.7	42.4	4,161	2,245	1,916	41.5	34.9	53.1	8,572	4,499	4,073	85.5	70.0	113.0
1956	3,087	1,478	1,609	30.1	22.5	43.5	3,734	2,065	1,669	36.4	31.5	45.1	8,662	4,412	4,250	84.4	67.2	114.9
1957	3,099	1,482	1,617	30.4	22.7	44.3	3,638	2,080	1,558	35.7	31.8	42.7	8,752	4,441	4,311	85.9	67.9	118.2
1958	3,103	1,510	1,593	31.1	23.6	44.6	3,333	1,921	1,412	33.4	30.0	39.6	8,778	4,353	4,425	88.0	67.9	124.0
1959	3,233	1,555	1,678	32.5	24.3	47.4	3,621	2,173	1,448	36.4	33.9	40.9	8,998	4,466	4,532	90.5	69.7	128.0
1960	3,282	1,582	1,700	32.9	24.6	48.2	3,502	2,102	1,400	35.1	32.6	39.7	8,899	4,422	4,477	89.3	68.6	126.9
1961	2,950	1,389	1,561	29.4	21.6	43.2	3,350	1,958	1,392	33.4	30.4	38.5	9,136	4,452	4,684	91.0	69.2	129.7
1962	2,986	1,418	1,568	30.1	22.2	44.5	3,300	2,034	1,266	33.3	31.9	35.9	9,221	4,547	4,674	93.1	71.3	132.5
1963	3,084	1,482	1,602	31.0	23.0	46.1	3,049	1,811	1,238	30.7	28.0	35.6	9,474	4,746	4,728	95.4	73.5	135.9
1964	2,932	1,426	1,506	29.2	21.9	42.4	3,040	1,754	1,286	30.2	26.9	36.2	9,603	4,660	4,943	95.5	71.6	139.3
1965	2,734	1,299	1,435	29.0	21.6	42.1	2,683	1,523	1,160	28.4	25.3	34.0	9,155	4,459	4,696	97.0	74.0	137.7
1966	2,499	1,180	1,319	28.0	20.4	41.8	2,430	1,475	955	27.2	25.5	30.3	8,476	4,262	4,214	94.8	73.7	133.7
1967	2,302	1,137	1,165	26.6	19.9	39.6	2,232	1,346	886	25.8	23.6	30.1	8,162	4,065	4,097	94.4	71.3	139.2

NOTE: Prior to 1938 all events



TABLE III - SUMMARY OF SELECTED VITAL STATISTICS, GEORGIA, 1935 - 1967 (CONT'D.)

Year	Deaths From Immaturity*						Live Births to Unwed Mothers						Neonatal Deaths					
	Number			Rate			Number			Rate			Number			Rate		
	Total	White	Non-white	Total	White	Non-white	Total	White	Non-white	Total	White	Non-white	Total	White	Non-white	Total	White	Non-white
1935	1,111	692	419	17.6	18.5	16.1	5,031	643	4,388	79.5	17.2	169.1	2,489	1,346	1,143	39.3	36.0	44.1
1936	1,145	680	465	18.6	18.7	18.4	4,878	598	4,280	79.2	16.5	169.2	2,492	1,288	1,204	40.4	35.5	47.6
1937	1,080	674	406	16.9	17.7	15.7	4,739	526	4,213	74.0	13.8	163.1	2,345	1,251	1,094	36.6	32.8	42.4
1938	1,061	647	414	16.5	16.8	16.1	4,724	580	4,144	73.5	15.0	161.3	2,369	1,301	1,068	36.8	33.7	41.6
1939	1,077	659	418	16.6	16.9	16.1	4,960	596	4,364	76.4	15.3	167.9	2,300	1,234	1,066	35.4	31.7	41.0
1940	1,017	635	382	15.7	16.3	14.8	5,046	565	4,481	78.0	14.5	173.8	2,267	1,187	1,080	35.0	30.5	41.9
1941	1,103	676	427	16.3	16.4	16.1	5,134	607	4,527	75.7	14.7	170.8	2,298	1,228	1,070	33.9	29.8	40.4
1942	1,094	659	435	15.2	14.6	16.1	5,038	578	4,460	69.8	12.8	165.2	2,149	1,170	979	29.8	25.9	36.3
1943	1,124	691	433	14.4	13.8	15.4	4,911	537	4,374	62.7	10.7	155.2	2,216	1,257	959	28.3	25.1	34.0
1944	1,056	641	415	13.7	13.0	15.1	4,885	592	4,293	63.4	12.0	155.8	2,024	1,111	913	26.3	22.5	33.1
1945	960	609	351	12.8	12.8	12.7	5,385	721	4,664	71.8	15.2	169.2	1,913	1,104	809	25.5	23.3	29.3
1946	1,035	676	359	12.1	12.0	12.2	5,289	681	4,608	61.7	12.1	157.0	2,143	1,262	881	25.0	22.4	30.0
1947	1,060	681	379	11.2	10.9	11.9	6,056	744	5,312	64.2	11.9	166.4	2,220	1,301	919	23.5	20.9	28.8
1948	1,052	636	416	11.5	10.9	12.6	6,240	730	5,510	68.1	12.5	166.0	2,099	1,186	913	22.9	20.2	27.7
1949	1,032	616	416	11.0	10.5	11.9	6,847	712	6,135	73.2	12.1	175.8	2,048	1,185	863	21.9	20.2	24.7
1950	719	343	376	7.8	6.0	10.7	7,633	779	6,854	82.9	13.7	195.3	2,028	1,090	938	22.0	19.1	26.7
1951	707	340	367	7.4	5.7	10.2	8,326	836	7,490	87.5	14.1	208.8	2,058	1,105	953	21.6	18.6	26.6
1952	645	323	322	6.6	5.3	9.0	8,080	789	7,291	83.2	12.8	204.3	1,984	1,135	849	20.4	18.5	23.8
1953	609	254	355	6.3	4.1	9.9	8,407	794	7,613	86.3	12.9	213.0	2,005	1,083	922	20.6	17.6	25.8
1954	618	301	317	6.2	4.7	8.9	8,967	960	8,007	89.5	14.9	223.7	2,106	1,186	920	21.0	18.4	25.7
1955	634	303	331	6.3	4.7	9.2	9,415	962	8,453	93.9	15.0	234.4	1,992	1,091	901	19.9	17.0	25.0
1956	573	300	273	5.6	4.6	7.4	9,916	988	8,928	96.6	15.1	241.3	2,098	1,141	957	20.4	17.4	25.9
1957	579	291	288	5.7	4.4	7.9	10,061	1,042	9,019	98.8	15.9	247.3	2,062	1,148	914	20.2	17.6	25.1
1958	558	259	299	5.6	4.0	8.4	10,247	1,114	9,133	102.7	17.4	255.9	2,046	1,150	896	20.5	17.9	25.1
1959	580	275	305	5.8	4.3	8.6	9,557	1,035	8,522	96.1	16.2	240.6	2,126	1,196	930	21.4	18.7	26.3
1960	601	302	299	6.0	4.7	8.5	9,584	1,163	8,421	96.1	18.1	238.6	2,121	1,187	934	21.3	18.4	26.5
1961	510	234	276	5.1	3.6	7.6	9,880	1,246	8,634	98.4	19.4	239.0	1,976	1,073	903	19.7	16.7	25.0
1962	462	230	232	4.7	3.6	6.6	9,742	1,177	8,565	98.4	18.5	242.8	1,927	1,058	869	19.5	16.6	24.6
1963	464	221	243	4.7	3.4	7.0	9,995	1,345	8,650	100.6	20.8	248.7	1,933	1,102	831	19.5	17.1	23.9
1964	492	238	254	4.9	3.7	7.2	10,324	1,474	8,850	102.6	22.6	249.3	1,880	1,051	829	18.7	16.1	23.4
1965	412	213	199	4.4	3.5	5.8	10,476	1,596	8,880	111.0	26.5	260.3	1,755	974	781	18.6	16.2	22.9
1966	372	204	168	4.2	3.5	5.3	10,161	1,747	8,414	113.7	30.2	266.9	1,557	872	685	17.4	15.1	21.7
1967	356	184	172	4.1	3.2	5.8	9,984	1,882	8,102	115.5	33.0	275.2	1,491	873	618	17.2	15.3	21.0

Year	Post Neonatal Deaths						Marriages***						Divorces and Annulments	
	Number			Rate			Number			Rate			Number	Rate
	Total	White	Non-White	Total	White	Non-White	Total	White	Non-White	Total	White	Non-White		
1935	1,827	881	946	28.9	23.6	36.4								
1936	1,827	826	1,001	29.7	22.7	39.6								
1937	1,623	763	860	25.4	16.1	33.2								
1938	1,983	966	1,017	30.9	25.0	39.5								
1939	1,517	726	791	23.4	18.7	30.5								
1940	1,470	664	806	22.8	17.1	31.2								
1941	1,657	760	897	24.4	18.4	33.8								
1942	1,410	586	824	19.5	13.0	30.5								
1943	1,445	654	791	18.4	13.0	28.1								
1944	1,374	650	724	17.8	13.1	26.3								
1945	1,268	624	644	16.7	13.1	23.4								
1946	925	432	493	10.8	7.6	16.8								
1947	1,019	470	549	10.8	7.5	17.2								
1948	1,051	475	576	11.5	8.1	17.4								
1949	1,045	483	562	11.2	8.2	16.1								
1950	1,052	428	624	11.5	7.5	17.7								
1951	1,198	443	755	12.6	7.5	21.0								
1952	1,174	432	742	12.1	7.0	20.8								
1953	1,046	386	660	10.7	6.2	18.5	52,092	40,894	11,144	14.5	16.2	10.3	6,809	1.9
1954	1,049	376	673	10.5	5.9	18.8	51,698	41,149	10,495	14.1	16.0	9.6	7,041	1.9
1955	993	365	628	9.9	5.7	17.4	54,780	43,062	11,653	14.7	16.5	10.4	7,547	2.0
1956	989	337	652	9.7	5.1	17.6	52,221	41,398	10,769	13.8	15.5	9.6	7,751	2.0
1957	1,037	334	703	10.2	5.1	19.2	51,235	41,090	10,080	13.3	15.0	8.9	8,798	2.3
1958	1,057	360	697	10.6	5.7	19.5	47,219	37,863	9,304	12.0	13.6	8.1	7,975	2.0
1959	1,107	359	748	11.1	5.6	21.1	48,928	38,913	9,970	12.3	13.7	8.7	8,609	2.2
1960	1,161	395	766	11.6	6.2	21.7	49,448	39,400	9,983	12.5	13.9	8.9	8,930	2.3
1961	974	316	658	9.7	10.9	18.2	52,062	42,335	9,655	13.0	14.8	8.5	9,521	2.4
1962	1,059	360	699	10.6	5.6	19.9	53,553	43,334	10,162	13.1	14.7	8.8	9,841	2.4
1963	1,151	380	771	11.5	5.9	22.2	56,803	46,684	10,112	13.6	15.7	8.4	10,569	2.5
1964	1,052	375	677	10.4	5.8	19.0	60,228	49,691	10,535	14.3	16.4	8.8	11,312	2.7
1965	979	325	654	10.4	5.4	19.2	55,537	44,755	10,781	12.7	14.3	8.7	12,043	2.8
1966	942	308	634	10.5	5.3	20.1	54,502	43,678	10,823	12.2	13.7	8.5	12,921	2.9
1967	811	264	547	9.4	4.6	18.6	57,218	45,725	11,493	12.7	14.2	9.0	14,347	3.2

\*\* Prior to 1954 fetal deaths include only those of twenty or more weeks gestation.

\*\*\* Race breakdown will not add to total due to events of unknown race.

Live birth and death rates are per 1,000 population, maternal death ratios are per 10,000 live births; all other rates and/or ratios are per 1,000 live births. Not Available - Immature births are not available prior to 1947.

TABLE IV - LIVE BIRTHS BY AGE OF PARENTS, GEORGIA, 1967

Age of Mother	AGE OF FATHER														
	Total	15 & Under	16-17	18-19	20-24	25-29	30-34	35-39	40-44	45-49	50-54	55-59	60-64	65 & Over	Unknown Age
TOTAL	86,469	5	490	4,381	25,462	22,036	12,183	6,587	3,151	1,282	504	176	66	35	10,111
15 & Under	1,471	4	93	267	226	22	1	1	1	1	-	-	-	-	855
16-17	6,433	1	287	1,545	2,285	258	39	11	9	3	1	-	-	-	1,994
18-19	12,518	-	90	1,998	6,832	1,116	175	66	16	7	8	-	2	1	2,207
20-24	32,356	-	20	547	14,930	11,033	2,151	509	158	73	22	11	3	4	2,895
25-29	18,728	-	-	20	1,070	8,749	5,693	1,513	403	137	70	30	5	3	1,035
30-34	9,059	-	-	2	88	742	3,708	2,700	793	255	98	26	14	10	623
35-39	4,440	-	-	-	21	103	378	1,643	1,256	427	159	67	21	7	358
40-44	1,354	-	-	-	5	11	32	137	508	333	133	37	21	4	133
45-49	82	-	-	-	-	-	-	4	5	45	13	5	-	5	5
Unknown Age	28	-	-	2	5	2	6	3	2	1	-	-	-	1	6

TABLE V - LIVE BIRTHS TO UNWED MOTHERS, NUMBER AND RATE PER 1,000 LIVE BIRTHS BY AGE OF MOTHER, BY RACE, GEORGIA, 1967

Age of Mother	Number			Rate		
	Total	White	Nonwhite	Total	White	Nonwhite
TOTAL	9,984	1,882	8,102	115.5	33.0	275.2
15 & Under	854	82	772	580.6	209.7	714.8
16-17	1,982	322	1,660	308.1	101.6	508.6
18-19	2,192	485	1,707	175.1	62.9	355.2
20-24	2,860	660	2,200	88.4	28.9	230.6
25-29	1,007	189	818	53.8	14.0	157.7
30-34	606	82	524	66.9	13.7	169.4
35-39	348	53	295	78.4	19.9	166.7
40-44	127	9	118	93.8	12.6	185.0
45-49	5	-	5	61.0	0	116.3
Unknown Age	3	-	3	107.1	0	166.7

TABLE VI-A - IMPORTANT CAUSES OF DEATH, NUMBER AND RATE IN SPECIFIED AGE GROUPS  
BY RACE, GEORGIA, 1967

Rank	Age, Cause of Death and Seventh Revision of International List Number	Number			Rate per 100,000 Population		
		Total	White	Non- White	Total	White	Non- White
		<u>ALL AGES</u>					
	Total, all causes	38,448	26,125	12,323	852.7	809.6	961.1
1.	Heart diseases (410-443)	12,946	9,501	3,445	287.1	294.4	268.7
	Chronic rheumatic heart disease (410-416)	155	108	47	3.4	3.3	3.7
	Arteriosclerotic and degenerative heart disease (420-422)	10,542	8,188	2,354	233.8	253.7	183.6
	Other diseases of the heart (430-434)	908	575	333	20.1	17.8	26.0
	Hypertensive heart disease (440-443)	1,341	630	711	29.7	19.5	55.5
2.	Malignant neoplasms including neoplasms of lymphatic and haematopoietic tissues (140-205)	5,519	4,077	1,442	122.4	126.3	112.5
	Cancer of lung (162-163)	1,016	812	204	22.5	25.2	15.9
	Leukemia and aleukemia (204)	248	210	38	5.5	6.5	3.0
3.	Vascular lesions affecting central nervous system (330-334)	5,494	3,422	2,072	121.8	106.0	161.6
4.	Motor vehicle accidents (E810-E835)	1,553	1,190	363	34.4	36.9	28.3
5.	Influenza and pneumonia (480-483, 490-493)	1,546	895	651	34.3	27.7	50.8
	Influenza (480-483)	47	24	23	1.0	0.7	1.8
	Pneumonia (490-493)	1,499	871	628	33.2	27.0	49.0
6.	Accidents other than motor vehicle accidents (E800-E802, E840-E962)	1,377	925	452	30.5	28.7	35.3
7.	Diseases of the arteries (450-456)	945	698	247	21.0	21.6	19.3
	General arteriosclerosis (450)	639	456	183	14.2	14.1	14.3
	Aortic aneurysm specified as non-syphilitic and dissecting aneurysm (451)	199	166	33	4.4	5.1	2.6
8.	Other diseases of the respiratory system (470-475, 500-527)	877	679	198	19.4	21.0	15.4
	Emphysema without mention of bronchitis (527.1)	363	326	37	8.1	10.1	2.9
	Chronic interstitial pneumonia (525)	173	92	81	3.8	2.9	6.3
	Bronchitis (500-502)	105	83	22	2.3	2.6	1.7
	Bronchiectasis (526)	29	27	2	0.6	0.8	0.2
9.	Other diseases peculiar to early infancy and immaturity unqualified (769-776)	740	404	336	16.4	12.5	26.2
10.	Homicide (E964, E965, E980-E985)	617	172	445	13.7	5.3	34.7
	All other causes (residual)	6,834	4,162	2,672	151.6	129.0	208.4
<u>UNDER ONE YEAR*</u>							
	Total, all causes	2,302	1,137	1,165	2,662.2	1,993.7	3,957.5
1.	Other and ill-defined diseases peculiar to early infancy (765-773)	411	232	179	475.3	406.8	608.1
2.	Immaturity (774-776)	355	183	172	410.6	320.9	584.3
3.	Influenza and pneumonia (480-483, 490-493)	286	69	217	330.8	121.0	737.1
	Influenza (480-483)	8	-	8	9.3	0	27.2
	Pneumonia (490-493)	278	69	209	321.5	121.0	710.0
4.	Postnatal asphyxia and atelectasis (762)	279	175	104	322.7	306.9	353.3
5.	Congenital malformation (750-759)	239	190	49	276.4	333.2	166.5
6.	Birth injuries (760-761)	143	90	53	165.4	157.8	180.0
7.	All other diseases of the respiratory system (470-475, 500-527)	111	38	73	128.4	66.6	248.0
8.	Accidents other than motor vehicle accidents (E800-E802, E840-E962)	85	38	47	98.3	66.6	159.7
	Accidental suffocation in bed or crib (E924)	17	6	11	19.7	10.5	37.4
	Pneumonia of newborn (763)	74	22	52	85.6	38.6	176.6
9.	Symptoms and ill-defined conditions (780-793, 795)	59	15	44	68.2	26.3	149.5
10.	All other causes (residual)	260	85	175	300.7	149.0	594.5

\* Rates for under one year age group are  
per 100,000 live births.

TABLE VI-A - IMPORTANT CAUSES OF DEATH, NUMBER AND RATE IN SPECIFIED AGE GROUPS  
BY RACE, GEORGIA, 1967 (CONT'D.)

Rank	Age, Cause of Death and Seventh Revision of International List Number	Number			Rate per 100,000 Population		
		Total	White	Non- White	Total	White	Non- White
	<u>ONE - FOUR YEARS</u>						
	Total, all causes	413	218	195	96.3	77.3	132.6
1.	Accidents other than motor vehicle accidents (E800-E802, E840-E962)	74	42	32	17.2	14.9	21.8
2.	Motor vehicle accidents (E810-E835)	72	50	22	16.8	17.7	15.0
3.	Influenza and pneumonia (480-483, 490-493)	62	12	50	14.5	4.3	34.0
4.	Congenital malformations (750-759)	50	33	17	11.7	11.7	11.6
5.	Malignant neoplasms including neoplasms of lymphatic and haematopoietic tissues (140-205)	32	24	8	7.5	8.5	5.4
6.	Other diseases of the respiratory system (470-475, 500-527)	16	6	10	3.7	2.1	6.8
7.	Inflammatory diseases of central nervous system (340-345)	13	6	7	3.0	2.1	4.8
8.	Anemias (290-293)	12	4	8	2.8	1.4	5.4
9.	All other diseases classified as infective and parasitic (030-039, 041-044, 049, 052-054, 059-074, 081, 083, 086-096, 120-138)	11	6	5	2.6	2.1	3.4
10.	Other diseases of the central nervous system (350-357)	10	6	4	2.3	2.1	2.7
10.	Gastritis, duodenitis, enteritis and colitis (543, 571-572)	10	4	6	2.3	1.4	4.1
	All other causes (residual)	51	25	26	11.9	8.9	17.7
	<u>FIVE - FOURTEEN YEARS</u>						
	Total, all causes	438	265	173	45.0	40.7	53.5
1.	Motor vehicle accidents (E810-E835)	135	88	47	13.9	13.5	14.5
2.	Accidents other than motor vehicle accidents (E800-E802, E840-E962)	102	53	49	10.5	8.1	15.1
3.	Malignant neoplasms including neoplasms of lymphatic and haematopoietic tissues (140-205)	44	33	11	4.5	5.1	3.4
4.	Influenza and pneumonia (480-483, 490-493)	30	17	13	3.1	2.6	4.0
5.	Congenital malformations (750-759)	19	16	3	2.0	2.5	0.9
6.	All other diseases classified as infective and parasitic (030-039, 041-044, 049, 052-054, 059-074, 081, 083, 086-096, 120-138)	13	11	2	1.3	1.7	0.6
7.	Inflammatory diseases of central nervous system (340-345)	11	6	5	1.1	0.9	1.5
7.	Other diseases of the central nervous system (350-357)	11	7	4	1.1	1.1	1.2
9.	Homicides (E964, E980-E985)	8	1	7	0.8	0.2	2.2
10.	Ill-defined and unknown causes (780-793, 795)	7	3	4	0.7	0.5	1.2
	All other causes (residual)	58	30	28	6.0	4.6	8.7

TABLE VI-A - IMPORTANT CAUSES OF DEATH, NUMBER AND RATE IN SPECIFIED AGE GROUPS  
BY RACE, GEORGIA, 1967 (CONT'D.)

Rank	Age, Cause of Death and Seventh Revision of International List Number	Number			Rate per 100,000 Population		
		Total	White	Non- White	Total	White	Non- White
	<u>FIFTEEN - TWENTY-FOUR YEARS</u>						
	Total, all causes	1,086	705	381	157.6	144.0	190.9
1.	Motor vehicle accidents (E810-E835)	444	349	95	64.4	71.3	47.6
2.	Accidents other than motor vehicle accidents (E800-E802, E840-E962)	161	112	49	23.4	22.9	24.5
3.	Homicides (E964, E965, E980-E985)	137	32	105	19.9	6.5	52.6
4.	Malignant neoplasms including neoplasms of lymphatic and haematopoietic tissues (140-205)	55	40	15	8.0	8.2	7.5
5.	Suicides (E963, E970-E979)	52	45	7	7.5	9.2	3.5
6.	Influenza and pneumonia (480-483, 490-493)	39	21	18	5.7	4.3	9.0
7.	Heart diseases (410-443)	20	9	11	2.9	1.8	5.5
8.	Other diseases of the central nervous system (350-357)	17	11	6	2.5	2.2	3.0
9.	Vascular lesions affecting central nervous system (330-334)	16	11	5	2.3	2.2	2.5
9.	Congenital malformations (750-759)	16	9	7	2.3	1.8	3.5
	All other causes (residual)	129	66	63	18.7	13.5	31.6
	<u>TWENTY-FIVE - FORTY-FOUR YEARS</u>						
	Total, all causes	3,175	1,780	1,395	274.0	202.8	495.9
1.	Heart diseases (410-443)	555	317	238	47.9	36.1	84.6
2.	Malignant neoplasms including neoplasms of lymphatic and haematopoietic tissues (140-205)	443	316	127	38.2	36.0	45.1
3.	Motor vehicle accidents (E810-E835)	388	302	86	33.5	34.4	30.6
4.	Homicides (E964, E965, E980-E985)	317	93	224	27.4	10.6	79.6
5.	Accidents other than motor vehicle accidents (E800-E802, E840-E962)	281	178	103	24.2	20.3	36.6
6.	Vascular lesions affecting central nervous system (330-334)	181	60	121	15.6	6.8	43.0
7.	Suicides (E963, E970-E979)	169	148	21	14.6	16.9	7.5
8.	Diseases of the liver, gall bladder and pancreas (580-589)	110	62	48	9.5	7.1	17.1
9.	Influenza and pneumonia (480-483, 490-493)	101	49	52	8.7	5.6	18.5
10.	Diseases of the veins and other diseases of circulatory system (460-468)	50	19	31	4.3	2.2	11.0
	All other causes (residual)	580	236	344	50.1	26.9	122.3

TABLE VI-A - IMPORTANT CAUSES OF DEATH, NUMBER AND RATE IN SPECIFIED AGE GROUPS  
BY RACE, GEORGIA, 1967 (CONT'D.)

Rank	Age, Cause of Death and Seventh Revision of International List Number	Number			Rate per 100,000 Population		
		Total	White	Non- White	Total	White	Non- White
	<u>FORTY-FIVE - SIXTY-FOUR YEARS</u>						
	Total, all causes	11,301	7,109	4,192	1,386.3	1,167.1	2,034.0
1.	Heart diseases (410-443)	4,197	2,851	1,346	514.8	468.1	653.1
2.	Malignant neoplasms including neoplasms of lymphatic and haematopoietic tissues (140-205)	2,328	1,611	717	285.6	264.5	347.9
3.	Vascular lesions affecting central nervous system (330-334)	1,288	508	780	158.0	83.4	378.5
4.	Motor vehicle accidents (E810-E835)	343	260	83	42.1	42.7	40.3
5.	Accidents other than motor vehicle accidents (E800-E802, E840-E962)	309	201	108	37.9	33.0	52.4
6.	Diseases of the liver, gall bladder and pancreas (580-587)	274	206	68	33.6	33.8	33.0
7.	Other diseases of the respiratory system (470-475, 500-527)	273	219	54	33.5	36.0	26.2
8.	Influenza and pneumonia (480-483, 490-493)	270	149	121	33.1	24.5	58.7
	Influenza (480-483)	7	2	5	0.9	0.3	2.4
	Pneumonia (490-493)	263	147	116	32.3	24.1	56.3
9.	Diabetes mellitus (260)	215	102	113	26.4	16.7	54.8
10.	Suicides (E963, E970-E979)	183	174	9	22.4	28.6	4.4
	All other causes (residual)	1,621	828	793	198.8	135.9	384.8
	<u>SIXTY-FIVE YEARS AND OVER</u>						
	Total, all causes	19,704	14,906	4,798	5,926.0	6,044.6	5,585.6
1.	Heart diseases (410-443)	8,131	6,310	1,821	2,445.4	2,558.8	2,119.9
2.	Vascular lesions affecting central nervous system (330-334)	4,000	2,841	1,159	1,203.0	1,152.1	1,349.2
3.	Malignant neoplasms including neoplasms of lymphatic and haematopoietic tissues (140-205)	2,609	2,051	558	784.7	831.7	649.6
4.	Diseases of the arteries (450-456)	762	592	170	229.2	240.1	197.9
	General arteriosclerosis (450)	569	427	142	171.1	173.2	165.3
	Aortic aneurysm (451)	140	125	15	42.1	50.7	17.5
5.	Influenza and pneumonia (480-483, 490-493)	757	577	180	227.7	234.0	209.5
6.	Other diseases of respiratory system (470-475, 500-527)	437	394	43	131.4	159.8	50.1
7.	Accidents other than motor vehicle accidents (E800-E802, E840-E962)	364	301	63	109.5	122.1	73.3
8.	Diabetes mellitus (260)	307	226	81	92.3	91.6	94.3
9.	Symptoms, senility, and ill-defined conditions (780-795)	306	146	160	92.0	59.2	186.3
10.	Diseases of the urinary system other than nephritis and nephrosis (600-609)	245	178	67	73.7	72.2	78.0
	All other causes (residual)	1,786	1,290	496	537.1	523.1	577.4
	<u>UNKNOWN AGE</u>	29	5	24	...	...	...

TABLE VI-B - IMPORTANT CAUSES OF DEATH, NUMBER AND PER CENT IN SPECIFIED AGE GROUPS, GEORGIA, 1967  
(A cause of death must account for at least 5% of all deaths in a given age group to appear in the chart)

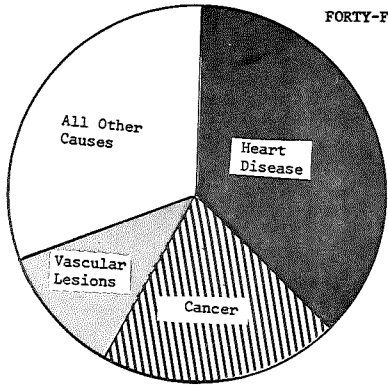
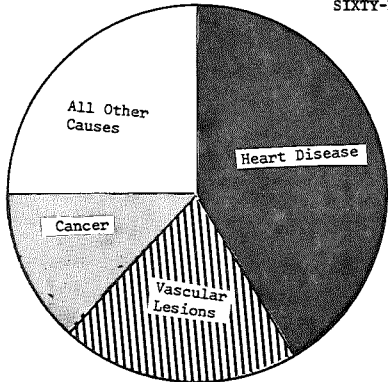
	Cause of Death*	Number	Per Cent	
<b>TOTAL, ALL AGES</b>				
	Total, all causes	38,448	100.0	
	Heart disease	12,946	33.7	
	Cancer	5,519	14.4	
	Vascular lesions affecting central nervous system	5,494	14.3	
	Motor vehicle accidents	1,553	4.0	
	Influenza and pneumonia	1,546	4.0	
	Accidents other than motor vehicle accidents	1,377	3.6	
	Diseases of the arteries	945	2.5	
	Other diseases of the respiratory system	877	2.3	
	Other diseases peculiar to early infancy	740	1.9	
	Homicide	617	1.6	
	All other causes	6,834	17.8	
	<b>UNDER 1 YEAR</b>			
		Total, all causes	2,302	100.0
Other and ill-defined diseases peculiar to early infancy		411	17.9	
Immaturity		355	15.4	
Influenza and pneumonia		286	12.4	
Postnatal asphyxia and atelectasis		279	12.1	
Congenital malformations		239	10.4	
Birth injuries		143	6.2	
All other diseases of respiratory system		111	4.8	
Accidents other than motor vehicle accidents		85	3.7	
Pneumonia of newborn		74	3.2	
Symptoms and ill-defined conditions		59	2.6	
All other causes		260	11.3	
<b>ONE-FOUR YEARS</b>				
		Total, all causes	413	100.0
	Accidents other than motor vehicle accidents	74	17.9	
	Motor vehicle accidents	72	17.4	
	Influenza and pneumonia	62	15.0	
	Congenital malformations	50	12.1	
	Cancer	32	7.7	
	Other diseases of the respiratory system	16	3.9	
	Inflammatory diseases of central nervous system	13	3.1	
	Anemias	12	2.9	
	All other diseases classified as infective and parasitic	11	2.7	
	Other diseases of the central nervous system	10	2.4	
	Gastritis, duodenitis, enteritis and colitis	10	2.4	
	All other causes	51	12.5	

TABLE VI-B - IMPORTANT CAUSES OF DEATH, NUMBER AND PER CENT IN SPECIFIED AGE GROUPS, GEORGIA, 1967  
(A cause of death must account for at least 5% of all deaths in a given age group to appear in the chart)

	Cause of Death*	Number	Per Cent	
<b>FIVE-FOURTEEN YEARS</b>				
	Total, all causes	438	100.0	
	Motor vehicle accidents	135	30.8	
	Accidents other than motor vehicle accidents	102	23.3	
	Cancer	44	10.0	
	Influenza and pneumonia	30	6.8	
	Congenital malformations	19	4.3	
	All other diseases classified as infective and parasitic	13	3.0	
	Inflammatory diseases of the central nervous system	11	2.5	
	Other diseases of the central nervous system	11	2.5	
	Homicide	8	1.8	
	Ill-defined and unknown causes	7	1.6	
	All other causes	58	13.4	
	<b>FIFTEEN-TWENTY-FOUR YEARS</b>			
		Total, all causes	1,086	100.0
Motor vehicle accidents		444	40.9	
Accidents other than motor vehicle accidents		161	14.8	
Homicide		137	12.6	
Cancer		55	5.1	
Suicide		52	4.8	
Influenza and pneumonia		39	3.6	
Heart disease		20	1.8	
Other diseases of the central nervous system		17	1.6	
Vascular lesions affecting central nervous system		16	1.5	
Congenital malformations		16	1.5	
All other causes		129	11.9	
<b>TWENTY-FIVE-FORTY-FOUR YEARS</b>				
		Total, all causes	3,175	100.0
	Heart disease	555	17.5	
	Cancer	443	14.0	
	Motor vehicle accidents	388	12.2	
	Homicide	317	10.0	
	Accidents other than motor vehicle accidents	281	8.9	
	Vascular lesions affecting central nervous system	181	5.7	
	Suicide	169	5.3	
	Diseases of the liver, gall bladder and pancreas	110	3.5	
	Influenza and pneumonia	101	3.2	
	Diseases of the veins and other diseases of the circulatory system	50	1.6	
	All other causes	580	18.1	



TABLE VI-B - IMPORTANT CAUSES OF DEATH, NUMBER AND PER CENT IN SPECIFIED AGE GROUPS, GEORGIA, 1967  
(A cause of death must account for at least 5% of all deaths in a given age group to appear in the chart)

	Cause of Death*	Number	Per Cent
<b>FORTY-FIVE-SIXTY-FOUR YEARS</b>			
	Total, all causes	11,301	100.0
	Heart disease	4,197	37.1
	Cancer	2,328	20.6
	Vascular lesions affecting central nervous system	1,288	11.4
	Motor vehicle accidents	343	3.0
	Accidents other than motor vehicle accidents	309	2.7
	Diseases of the liver, gall bladder and pancreas	274	2.4
	Other diseases of the respiratory system	273	2.4
	Influenza and pneumonia	270	2.4
	Diabetes mellitus	215	1.9
	Suicide	183	1.6
	All other causes	1,621	14.5
	<b>SIXTY-FIVE YEARS AND OVER</b>		
	Total, all causes	19,704	100.0
	Heart disease	8,131	41.3
	Vascular lesions affecting central nervous system	4,000	20.3
	Cancer	2,609	13.2
	Diseases of the arteries	762	3.9
	Influenza and pneumonia	757	3.8
	Other diseases of the respiratory system	437	2.2
	Accidents other than motor vehicle accidents	364	1.8
	Diabetes mellitus	307	1.6
	Symptoms, senility and ill-defined conditions	306	1.6
	Diseases of the urinary system other than nephritis and nephrosis	245	1.2
	All other causes	1,786	9.1

\* See Table VI for Seventh Revision of International List Code Numbers.

TABLE VII - DEATHS FROM HEART DISEASE BY TYPE, BY AGE, GEORGIA, 1967

Type and Seventh Revision of International List Number of Causes of Death	Total all Ages	Age in Years									
		Under 5	5-14	15-24	25-34	35-44	45-54	55-64	65-74	75 & Over	Unknown Age
<b>Number</b>											
Total, all types (410-443)	12,947	28	4	20	87	469	1,479	2,718	3,588	4,543	11
Chronic rheumatic heart disease (410-416)	155	-	1	5	14	25	36	32	25	17	-
Arteriosclerotic and degenerative heart disease (420-422)	10,543	1	2	7	50	333	1,209	2,255	2,951	3,729	6
Hypertensive heart disease (440-443)	1,341	-	-	-	5	77	147	260	388	461	3
Other diseases of the heart (430-434)	908	27	1	8	18	34	87	171	224	336	2
<b>Percentage Distribution</b>											
Total, all types (410-443)	100.0	100.0	100.0	100.0	100.0	100.0	100.0	100.0	100.0	100.0	100.0
Chronic rheumatic heart disease (410-416)	1.2	0	25.0	25.0	16.1	5.3	2.4	1.2	0.7	0.4	0
Arteriosclerotic and degenerative heart disease (420-422)	81.4	3.6	50.0	35.0	57.5	71.0	81.7	83.0	82.2	82.1	54.5
Hypertensive heart disease (440-443)	10.5	0	0	0	5.7	16.4	9.9	9.6	10.8	10.1	27.3
Other diseases of the heart (430-434)	7.0	96.4	25.0	40.0	20.7	7.2	5.9	6.3	6.2	7.4	18.2

TABLE VIII - DEATHS FROM CANCER BY SITE, RACE AND SEX, GEORGIA, 1967

Site	Number					Percentage Distribution				
	Total	White		Nonwhite		Total	White		Nonwhite	
		Male	Female	Male	Female		Male	Female	Male	Female
Malignant Neoplasms, total all sites (140-205)	5,519	2,214	1,863	742	700	100.0	100.0	100.0	100.0	100.0
Buccal cavity and pharynx (140-148)	146	75	36	22	13	2.6	3.4	1.9	3.0	1.9
Digestive organs and peritoneum (150-156.1, 157-159)	1,498	568	521	225	184	27.1	25.7	28.0	30.3	26.3
Stomach (151)	283	93	70	75	45	5.1	4.2	3.8	10.1	6.4
Small intestine (152)	7	3	2	1	1	0.1	0.1	0.1	0.1	0.1
Colon (153)	447	160	205	25	57	8.1	7.2	11.0	3.4	8.1
Rectum (154)	144	53	54	17	20	2.6	2.4	2.9	2.3	2.9
Respiratory system (160-164)	1,079	720	134	191	34	19.6	32.5	7.2	25.7	4.9
Lung (162-163)	1,019	688	125	174	32	18.5	31.1	6.7	23.4	4.6
Breast (170)	509	5	380	-	124	9.2	0.2	20.4	0	17.7
Genital organs (171-179)	770	199	268	139	164	14.0	9.0	14.4	18.7	23.4
Cervix uteri (171)	200	...	114	...	86	3.6	...	6.1	...	12.3
Corpus uteri (172)	25	...	13	...	12	0.5	...	0.7	...	1.7
Uterus, unspecified (174)	71	...	43	...	28	1.3	...	2.3	...	4.0
Prostate (177)	322	189	...	133	...	5.8	8.5	...	17.9	...
Urinary organs (180-181)	209	98	56	24	31	3.8	4.4	3.0	3.2	4.4
Other and unspecified sites (156.2, 165, 190-199)	812	312	289	100	111	14.7	14.1	15.5	13.5	15.9
Leukemia and aleukemia (204)	248	122	88	18	20	4.5	5.5	4.7	2.4	2.9
Lymphosarcoma, etc. (200-203, 205)	248	115	91	23	19	4.5	5.2	4.9	3.1	2.7

TABLE IX - MATERNAL DEATHS, NUMBERS AND RATIO PER 10,000 LIVE BIRTHS, BY RACE,  
GEORGIA, 1967

Cause and Seventh Revision International List Number	Number			Ratio		
	Total	White	Nonwhite	Total	White	Nonwhite
Total, all causes (640-689)	28	10	18	3.2	1.8	6.1
Abortion, all causes (650-652)	6	-	6	0.7	0	2.0
Ectopic pregnancy (645)	2	-	2	0.2	0	0.7
Hemorrhage of pregnancy (643-644)	-	-	-	0	0	0
Infection during childbirth and the puerperium (680-684)	6	5	1	0.7	0.9	0.3
Other complications arising during pregnancy (640, 641, 646-649)	2	1	1	0.2	0.2	0.3
Hemorrhage of childbirth and puerperium (670-672)	3	-	3	0.3	0	1.0
Toxemias of pregnancy (642)	3	-	3	0.3	0	1.0
Puerperal toxemias (685-686)	-	-	-	0	0	0
Other accidents and specified conditions of childbirth (673-678, 687)	6	4	2	0.7	0.7	0.7
Other and unspecified conditions of childbirth and the puerperium (660, 688, 689)	-	-	-	0	0	0

TABLE X - INFANT DEATHS, NUMBER AND RATE PER 1,000 LIVE BIRTHS, BY RACE, SEX AND AGE,  
GEORGIA, 1967

Race and Sex	Number						Rate Per 1,000 Live Births					
	Under 1 Year	Under 28 Days				28 Days to 1 Year	Under 1 Year	Under 28 Days				28 Days to 1 Year
		Total	Under 1 Day	1-6 Days	7-27 Days			Total	Under 1 Day	1-6 Days	7-27 Days	
<b>Total</b>	2,302	1,491	799	493	199	811	26.6	17.2	9.2	5.7	2.3	9.4
Male	1,314	869	455	306	108	445	29.6	19.6	10.2	6.9	2.4	10.0
Female	988	622	344	187	91	366	23.5	14.8	8.2	4.4	2.2	8.7
<b>White</b>	1,137	873	485	303	85	264	19.9	15.3	8.5	5.3	1.5	4.6
Male	671	518	281	189	48	153	22.8	17.6	9.6	6.4	1.6	5.2
Female	466	355	204	114	37	111	16.9	12.9	7.4	4.1	1.3	4.0
<b>Nonwhite</b>	1,165	618	314	190	114	547	39.6	21.0	10.7	6.5	3.9	18.6
Male	643	351	174	117	60	292	42.9	23.4	11.6	7.8	4.0	19.5
Female	522	267	140	73	54	255	36.2	18.5	9.7	5.1	3.7	17.7

TABLE XI - INFANT DEATHS, NUMBER AND RATE PER 1,000 LIVE BIRTHS,  
BY CAUSE, BY RACE, GEORGIA, 1967

Cause and Seventh Revision International List Number	Number			Rate		
	Total	White	Nonwhite	Total	White	Nonwhite
Total, all causes	2,302	1,137	1,165	26.6	19.9	39.6
Dysentery, all forms (045-048)	8	2	6	0.1	0.0	0.2
Meningococcal infections (057)	5	4	1	0.1	0.1	0.0
All other infective and parasitic diseases (020-044, 049-056, 058-138)	33	14	19	0.4	0.2	0.6
Diseases of the endocrine glands (250-277)	4	1	3	0.0	0.0	0.1
Meningitis other than meningococcal and tuberculous (340)	18	8	10	0.2	0.1	0.3
All other diseases of the nervous system and sense organs (330-334, 341-398)	14	9	5	0.2	0.2	0.2
Influenza and pneumonia, except pneumonia of the newborn (480-483, 490-493)	286	69	217	3.3	1.2	7.4
Influenza (480-483)	8	-	8	0.1	0	0.3
Pneumonia (490-493)	278	69	209	3.2	1.2	7.1
All other diseases of the respiratory system (470-475, 500-527)	111	38	73	1.3	0.7	2.5
Other chronic interstitial pneumonia (525)	90	27	63	1.0	0.5	2.1
Hernia and intestinal obstruction (560-561, 570)	17	9	8	0.2	0.2	0.3
Gastritis, duodenitis, enteritis, and colitis, except diarrhea of newborn (543, 571, 572)	55	5	50	0.6	0.1	1.7
All other diseases of the digestive system (530-542, 544-553, 573-587)	10	1	9	0.1	0.0	0.3
Congenital malformations (750-759)	239	190	49	2.8	3.3	1.7
Spina bifida and meningocele (751)	28	28	-	0.3	0.5	0
Congenital malformation of circulatory system (754)	98	70	28	1.1	1.2	1.0
All other congenital malformations (750, 752-753, 755-759)	113	92	21	1.3	1.6	0.7
Certain diseases of early infancy (760-776)	1,284	703	581	14.8	12.3	19.7
Without mention of immaturity (.0-.4)	384	181	203	4.4	3.2	6.9
With immaturity (.5-.9)	900	522	378	10.4	9.2	12.8
Birth injuries (760-761)	143	90	53	1.7	1.6	1.8
Without mention of immaturity (.0)	68	38	30	0.8	0.7	1.0
With immaturity (.5)	75	52	23	0.9	0.9	0.8
Intracranial and spinal injury at birth (760)	37	26	11	0.4	0.5	0.4
Without mention of immaturity (.0)	25	18	7	0.3	0.3	0.2
With immaturity (.5)	12	8	4	0.1	0.1	0.1
Other birth injury (761)	106	64	42	1.2	1.1	1.4
Without mention of immaturity (.0)	43	20	23	0.5	0.4	0.8
With immaturity (.5)	63	44	19	0.7	0.8	0.6
Postnatal asphyxia and atelectasis (762)	279	175	104	3.2	3.1	3.5
Without mention of immaturity (.0)	88	52	36	1.0	0.9	1.2
With immaturity (.5)	191	123	68	2.2	2.2	2.3
Pneumonia of newborn (763)	74	22	52	0.9	0.4	1.8
Without mention of immaturity (.0)	53	14	39	0.6	0.2	1.3
With immaturity (.5)	21	8	13	0.2	0.1	0.4
Diarrhea of the newborn (764)	22	1	21	0.2	0.0	0.7
Without mention of immaturity (.0)	20	1	19	0.2	0.0	0.6
With immaturity (.5)	2	-	2	0.0	0	0.1
Other infections of newborn (765-768)	28	12	16	0.3	0.2	0.5
Without mention of immaturity (.0)	17	7	10	0.2	0.1	0.3
With immaturity (.5)	11	5	6	0.1	0.1	0.2
Neonatal disorders arising from maternal toxemias (769)	13	10	3	0.2	0.2	0.1
Without mention of immaturity (.0-.4)	3	2	1	0.0	0.0	0.0
With immaturity (.5-.9)	10	8	2	0.1	0.1	0.1
Hemolytic diseases of newborn (erythroblastosis) (770)	18	15	3	0.2	0.3	0.1
Without mention of immaturity (.0-.2)	12	10	2	0.1	0.2	0.1
With immaturity (.5-.7)	6	5	1	0.1	0.1	0.0
Hemorrhagic diseases of newborn (771)	16	9	7	0.2	0.2	0.2
Without mention of immaturity (.0)	12	7	5	0.1	0.1	0.2
With immaturity (.5)	4	2	2	0.0	0.0	0.1
Ill-defined diseases peculiar to early infancy including nutritional maladjustment (772-773)	336	186	150	3.9	3.3	5.1
Without mention of immaturity (.0)	111	50	61	1.3	0.9	2.1
With immaturity (.5)	225	136	89	2.6	2.4	3.0
Immaturity with mention of subsidiary condition (774)	61	21	40	0.7	0.4	1.4
Immaturity unqualified (776)	294	162	132	3.4	2.8	4.5
Symptoms and ill-defined conditions (780-793, 795)	59	15	44	0.7	0.3	1.5
All other diseases (residual)	62	22	40	0.7	0.4	1.4
Accidents (E800-E962)	94	45	49	1.1	0.8	1.7
Inhalation and ingestion of food or other object causing obstruction or suffocation (E921-E922)	20	10	10	0.2	0.2	0.3
Accidental mechanical suffocation in bed or cradle (E924)	17	6	11	0.2	0.1	0.4
All other accidental causes (E800-E920, E923, E925-E962)	57	29	28	0.7	0.5	1.0
Homicides (E964, E980-E999)	3	2	1	0.0	0.0	0.0

TABLE XII - ACCIDENTAL DEATHS, NUMBER AND RATE, BY TYPE OF ACCIDENT, BY AGE, GEORGIA, 1967

Type of Accident (International List Number - Seventh Revision)	Number								Rate per 100,000 Population							
	Total All Ages	Age in Years							Total All Ages	Age in Years						
		Under 1	1-4	5-14	15-24	25-44	45-64	65 & Over		Under 1	1-4	5-14	15-24	25-44	45-64	65 & Over
Total, all accidents	2,930**	94	146	237	605	669	652	525	65.0	85.1	34.0	24.3	87.8	57.7	80.0	157.9
Transport accidents (E800-E802, E810-E845, E850-E858, E860-E866)	1,653*	9	73	137	465	433	367	168	36.7	8.2	17.0	14.1	67.5	37.4	45.0	50.5
Railway accidents (E800-E802)	13	-	-	-	2	2	6	3	0.3	0	0	0	0.3	0.2	0.7	0.9
Motor vehicle accidents (E810-E835)	1,553*	9	72	135	444	388	343	161	34.4	8.2	16.8	13.9	64.4	33.5	42.1	48.4
Submersion of small boat (E850)	29	-	-	1	6	14	4	4	0.6	0	0	0.1	0.9	1.2	0.5	1.2
Aircraft accidents (E860-E866)	47	-	-	-	10	27	10	-	1.0	0	0	0	1.5	2.3	1.2	0
All other transport accidents (E840-E845, E851-E858)	11	-	1	1	3	2	4	-	0.2	0	0.2	0.1	0.4	0.2	0.5	0
Non-transport accidents (E870-E888, E890-E895, E900, E904, E910-E936, E940-E962)	1,277*	85	73	100	140	236	285	357	28.3	77.0	17.0	10.3	20.3	20.4	35.0	107.4
Home	630	52	53	44	34	86	138	223	14.0	47.1	12.4	4.5	4.9	7.4	16.9	67.1
Farm	74	-	1	17	18	12	22	4	1.6	0	0.2	1.7	2.6	1.0	2.7	1.2
Other	573*	33	19	39	88	138	125	130	12.7	29.9	4.4	4.0	12.8	11.9	15.3	39.1
Accidental poisonings (E870-E888, E890-E895)	80	2	14	3	4	29	24	4	1.8	1.8	3.3	0.3	0.6	2.5	2.9	1.2
Home	41	2	8	3	1	13	12	2	0.9	1.8	1.9	0.3	0.1	1.1	1.5	0.6
Farm	-	-	-	-	-	-	-	-	0	0	0	0	0	0	0	0
Other	39	-	6	-	3	16	12	2	0.9	0	1.4	0	0.4	1.4	1.5	0.6
Accidental falls (E900-E904)	334*	5	2	3	4	27	55	237	7.4	4.5	0.5	0.3	0.6	2.3	6.7	71.3
Home	202	5	2	2	-	12	27	154	4.5	4.5	0.5	0.2	0	1.0	3.3	46.3
Farm	2	-	-	-	1	-	1	-	0.0	0	0	0	0.1	0	0.1	0
Other	130*	-	-	1	3	15	27	83	2.9	0	0	0.1	0.4	1.3	3.3	25.0
Accidents caused by machinery (E912)	59	-	-	5	9	13	27	5	1.3	0	0	0.5	1.3	1.1	3.3	1.5
Home	7	-	-	1	-	2	4	-	0.2	0	0	0.1	0	0.2	0.5	0
Farm	24	-	-	4	5	1	11	3	0.5	0	0	0.4	0.7	0.1	1.3	0.9
Other	28	-	-	-	4	10	12	2	0.6	0	0	0	0.6	0.9	1.5	0.6
Accidental burns (E916-E917)	243	7	23	17	10	46	76	64	5.4	6.3	5.4	1.7	1.5	4.0	9.3	19.2
Home	203	7	23	17	6	35	60	55	4.5	6.3	5.4	1.7	0.9	3.0	7.4	16.5
Farm	5	-	-	-	-	1	4	-	0.1	0	0	0	0	0.1	0.5	0
Other	35	-	-	-	4	10	12	9	0.8	0	0	0	0.6	0.9	1.5	2.7
Accidents caused by firearms (E919)	131	-	9	21	40	26	30	5	2.9	0	2.1	2.2	5.8	2.2	3.7	1.5
Home	88	-	8	15	21	12	27	5	2.0	0	1.9	1.5	3.0	1.0	3.3	1.5
Farm	7	-	-	3	2	2	-	-	0.2	0	0	0.3	0.3	0.2	0	0
Other	36	-	1	3	17	12	3	-	0.8	0	0.2	0.3	2.5	1.0	0.4	0
Accidental inhalation and ingestion of food and other objects (E921-E922)	34	20	2	2	-	3	3	4	0.8	18.1	0.5	0.2	0	0.3	0.4	1.2
Home	15	10	1	1	-	1	1	1	0.3	9.1	0.2	0.1	0	0.1	0.1	0.3
Farm	1	-	-	1	-	-	-	-	0.0	0	0	0.1	0	0	0	0
Other	18	10	1	-	-	2	2	3	0.4	9.1	0.2	0	0	0.2	0.2	0.9
Accidental mechanical suffocation (E924-E925)	31	24	2	-	1	2	2	-	0.7	21.7	0.5	0	0.1	0.2	0.2	0
Home	24	21	2	-	-	1	-	-	0.5	19.0	0.5	0	0	0.1	0	0
Farm	-	-	-	-	-	-	-	-	0	0	0	0	0	0	0	0
Other	7	3	-	-	1	1	2	-	0.2	2.7	0	0	0.1	0.1	0.2	0
Accidental drowning (exclusive of submersion of occupant of small boat)(E929)	151	2	12	40	45	29	15	8	3.4	1.8	2.8	4.1	6.5	2.5	1.8	2.4
Home	12	2	6	1	1	-	-	2	0.3	1.8	1.4	0.1	0.1	0	0	0.6
Farm	21	-	1	9	7	2	1	1	0.5	0	0.2	0.9	1.0	0.2	0.1	0.3
Other	118	-	5	30	37	27	14	5	2.6	0	1.2	3.1	5.4	2.3	1.7	1.5
All other non-transport accidents (E910-E911, E913-E915, E918, E920, E923, E926-E928, E930-E936, E940-E962)	214	25	9	9	27	61	53	30	4.8	22.6	2.1	0.9	3.9	5.3	6.5	9.0
Home	38	5	3	4	5	10	7	4	0.8	4.5	0.7	0.4	0.7	0.9	0.9	1.2
Farm	14	-	-	-	3	6	5	-	0.3	0	0	0	0.4	0.5	0.6	0
Other	162	20	6	5	19	45	41	26	3.6	18.1	1.4	0.5	2.8	3.9	5.0	7.8

\* Includes 1 of unknown age.

\*\* Includes 2 of unknown age.

ITEM	GEORGIA						APPLING						
	Number			Rate or Ratio *			Number			Rate or Ratio *			
	Total	White	Non-White	Total	White	Non-White	Total	White	Non-White	Total	White	Non-White	
1 Estimated population as of July 1	4,509,000	3,226,800	1,282,200				14,100	10,800	3,300				1
<b>LIVE BIRTHS</b>													
2 Total	86,469	57,031	29,438	19.2	17.7	23.0	248	172	76	17.6	15.9	23.0	2
3 Delivered in hospital	80,637	56,793	23,844	93.3%	99.6%	81.0%	235	172	63	94.8%	100.0%	82.9%	3
4 Delivered in home by physician	888	127	761	1.0%	0.2%	2.6%	2	—	2	0.8%	0%	2.6%	4
5 Delivered in home by midwife	4,889	85	4,804	5.7%	0.1%	16.3%	11	—	11	4.4%	0%	14.5%	5
6 Other deliveries	55	26	29	0.1%	0.0%	0.1%	—	—	—	0%	0%	0%	6
7 Immature births	8,162	4,065	4,097	94.4	71.3	139.2	21	9	12	84.7	52.3	157.9	7
8 Live births to unwed mothers	9,984	1,882	8,102	115.5	33.0	275.2	24	3	21	96.8	17.4	276.3	8
<b>FETAL DEATHS</b>													
9 Total	2,232	1,346	886	25.8	23.6	30.1	8	4	4	32.3	23.3	52.6	9
10 Under 20 weeks gestation	791	590	201	9.1	10.3	6.8	—	—	—	0	0	0	10
11 20-27 weeks gestation	407	204	203	4.7	3.6	6.9	3	2	1	12.1	11.6	13.2	11
12 28 weeks and more	891	483	408	10.3	8.5	13.9	3	1	2	12.1	5.8	26.3	12
13 Unknown length of gestation	143	69	74	1.7	1.2	2.5	2	1	1	8.1	5.8	13.2	13
<b>DEATHS</b>													
14 Total, all ages	38,448	26,125	12,323	852.7	809.6	961.1	106	85	21	751.8	787.0	636.4	14
15 Under 1 year	2,302	1,137	1,165	26.6	19.9	39.0	6	4	2	24.2	23.3	26.3	15
16 Under 28 days	1,491	873	618	17.2	15.3	21.0	4	3	1	16.1	17.4	13.2	16
17 Deaths from immaturity	356	184	172	4.1	3.2	5.8	2	1	1	8.1	5.8	13.2	17
18 1-4 years * *	413	218	195	—	—	—	2	1	1	—	—	—	18
19 Maternal deaths	28	10	18	3.2	1.8	6.1	—	—	—	0	0	0	19
<b>CAUSE OF DEATH</b>													
20 Tuberculosis, all forms (001-019)	135	65	70	3.0	2.0	5.5	—	—	—	0	0	0	20
21 Syphilis and its sequelae (020-029)	49	17	32	1.1	0.5	2.5	—	—	—	0	0	0	21
22 Typhoid fever (040)	3	3	—	0.1	0.1	0	—	—	—	0	0	0	22
23 Dysentery, all forms (045-048)	12	5	7	0.3	0.2	0.5	—	—	—	0	0	0	23
24 Scarlet fever (050)	—	—	—	0	0	0	—	—	—	0	0	0	24
25 Streptococcal sore throat (051)	2	—	2	0.0	0	0.2	—	—	—	0	0	0	25
26 Diphtheria (055)	—	—	—	0	0	0	—	—	—	0	0	0	26
27 Whooping cough (056)	1	—	1	0.0	0	0.1	—	—	—	0	0	0	27
28 Meningococcal infections (057)	21	15	6	0.5	0.5	0.5	—	—	—	0	0	0	28
29 Acute poliomyelitis (080)	—	—	—	0	0	0	—	—	—	0	0	0	29
30 Acute infectious encephalitis (082)	12	8	4	0.3	0.2	0.3	—	—	—	0	0	0	30
31 Smallpox (084)	—	—	—	0	0	0	—	—	—	0	0	0	31
32 Measles (085)	5	2	3	0.1	0.1	0.2	—	—	—	0	0	0	32
33 Typhus and other rickettsial diseases (100-103, 105-108)	—	—	—	0	0	0	—	—	—	0	0	0	33
34 Rocky Mountain spotted fever (104)	2	2	—	0.0	0.1	0	—	—	—	0	0	0	34
35 Malaria (110-117)	1	1	—	0.0	0.0	0	—	—	—	0	0	0	35
36 All other diseases classified as infective and parasitic (030-039, 041-044, 049, 052-054, 059-074, 081, 083, 086-096, 120-138)	190	104	86	4.2	3.2	6.7	—	—	—	0	0	0	36
37 Malignant neoplasms, including neoplasms of lymphatic and haematopoietic tissues (140-205)	5,519	4,077	1,442	122.4	126.3	112.5	23	20	3	163.1	185.2	90.9	37
38 Benign and unspecified neoplasms (210-239)	83	53	30	1.8	1.6	2.3	—	—	—	0	0	0	38
39 Diabetes mellitus (260)	582	354	228	12.9	11.0	17.8	2	—	2	14.2	0	60.6	39
40 Pellagra (281)	—	—	—	0	0	0	—	—	—	0	0	0	40
41 Anemias (290-293)	93	43	50	2.1	1.3	3.9	—	—	—	0	0	0	41
42 Vascular lesions affecting central nervous system (330-334)	5,494	3,422	2,072	121.8	106.0	161.6	6	4	2	42.6	37.0	60.6	42
43 Nonmeningococcal meningitis (340)	53	23	30	1.2	0.7	2.3	—	—	—	0	0	0	43
44 Rheumatic fever (400-402)	11	2	9	0.2	0.1	0.7	—	—	—	0	0	0	44
45 Heart diseases (410-443)	12,946	9,501	3,445	287.1	294.4	268.7	32	26	6	227.0	240.7	181.8	45
46 Hypertension without mention of heart (444-447)	262	118	144	5.8	3.7	11.2	1	1	—	7.1	9.3	0	46
47 Influenza and pneumonia (480-483, 490-493)	1,546	895	651	34.3	27.7	50.8	3	2	1	21.3	18.5	30.3	47
48 Bronchitis (500-502)	105	83	22	2.3	2.6	1.7	—	—	—	0	0	0	48
49 Ulcer of stomach and duodenum (540, 541)	175	139	36	3.9	4.3	2.8	1	1	—	7.1	9.3	0	49
50 Appendicitis (550-553)	28	14	14	0.6	0.4	1.1	—	—	—	0	0	0	50
51 Intestinal obstruction and hernia (560, 561, 570)	210	141	69	4.7	4.4	5.4	2	1	1	14.2	9.3	30.3	51
52 Gastritis, duodenitis, enteritis and colitis (except diarrhea of the newborn) (543, 571, 572)	162	83	79	3.6	2.6	6.2	1	1	—	7.1	9.3	0	52
53 Cirrhosis of liver (581)	332	249	83	7.4	7.7	6.5	—	—	—	0	0	0	53
54 Nephritis and nephrosis (590-594)	332	150	182	7.4	4.6	14.2	—	—	—	0	0	0	54
55 Hyperplasia of prostate (610)	68	41	27	1.5	1.3	2.1	—	—	—	0	0	0	55
56 Complications of pregnancy, childbirth and the puerperium (640-652, 670-689)	28	10	18	0.6	0.3	1.4	—	—	—	0	0	0	56
57 Congenital malformations (750-759)	370	282	88	8.2	8.7	6.9	2	2	—	14.2	18.5	0	57
58 Birth injuries, postnatal asphyxia and atelectasis (760-762)	423	266	157	9.4	8.2	12.2	1	1	—	7.1	9.3	0	58
59 Infection of the newborn (763-768)	124	35	89	2.8	1.1	6.9	1	—	1	7.1	0	30.3	59
60 Other diseases peculiar to early infancy, and immaturity unqualified (769-776)	740	404	336	16.4	12.5	26.2	3	2	1	21.3	18.5	30.3	60
61 Senility, without mention of psychosis (794)	161	74	87	3.6	2.3	6.8	1	—	1	7.1	0	30.3	61
62 Ill-defined and unknown causes (780-793, 795)	428	192	236	9.5	6.0	18.4	1	1	—	7.1	9.3	0	62
63 Motor vehicle accidents (E810-E835)	1,553	1,190	363	34.4	36.9	28.3	8	7	1	56.7	64.8	30.3	63
64 All other accidents (E800-E802, E840-E862)	1,377	925	452	30.5	28.7	35.3	8	7	1	56.7	64.8	30.3	64
65 Suicide (E963, E970-E979)	455	411	44	10.1	12.7	3.4	1	1	—	7.1	9.3	0	65
66 Homicide (E964, E980-E985)	617	172	445	13.7	5.3	34.7	1	—	1	7.1	0	30.3	66
67 All other diseases (residual)	3,738	2,554	1,184	82.9	79.1	92.3	8	8	—	56.7	74.1	0	67

TABLE XIII VITAL STATISTICS, BY COUNTY, BY RACE, GEORGIA, 1967

ITEM	ATKINSON						BACON						
	Number			Rate or Ratio *			Number			Rate or Ratio *			
	Total	White	Non-White	Total	White	Non-White	Total	White	Non-White	Total	White	Non-White	
1 Estimated population as of July 1	6,700	4,700	2,000				8,800	7,600	1,200				1
<b>LIVE BIRTHS</b>													
2 Total	168	91	77	25.1	19.4	38.5	133	101	32	15.1	13.3	26.7	2
3 Delivered in hospital	162	91	71	96.4%	100.0%	92.2%	129	100	29	97.0%	99.0%	90.6%	3
4 Delivered in home by physician	1	—	1	0.6%	0%	1.3%	—	—	—	0%	0%	0%	4
5 Delivered in home by midwife	5	—	5	3.0%	0%	6.5%	4	1	3	3.0%	1.0%	9.4%	5
6 Other deliveries	—	—	—	0%	0%	0%	—	—	—	0%	0%	0%	6
7 Immature births	25	4	21	148.8	44.0	272.7	9	5	4	67.7	49.5	125.0	7
8 Live births to unwed mothers	19	3	16	113.1	33.0	207.8	19	6	13	142.9	59.4	406.3	8
<b>FETAL DEATHS</b>													
9 Total	7	3	4	41.7	33.0	51.9	1	1	—	7.5	9.9	0	9
10 Under 20 weeks gestation	2	1	1	11.9	11.0	13.0	—	—	—	0	0	0	10
11 20-27 weeks gestation	—	—	—	0	0	0	—	—	—	0	0	0	11
12 28 weeks and more	3	2	1	17.9	22.0	13.0	1	1	—	7.5	9.9	0	12
13 Unknown length of gestation	2	—	2	11.9	0	26.0	—	—	—	0	0	0	13
<b>DEATHS</b>													
14 Total, all ages	58	45	13	865.7	957.4	650.0	81	69	12	920.5	907.9	1000.0	14
15 Under 1 year	8	2	6	47.6	22.0	77.9	2	1	1	15.0	9.9	31.3	15
16 Under 28 days	6	2	4	35.7	22.0	51.9	1	1	—	7.5	9.9	0	16
17 Deaths from immaturity	—	—	—	0	0	0	1	1	—	7.5	9.9	0	17
18 1-4 years **	—	—	—	—	—	—	—	—	—	—	—	—	18
19 Maternal deaths	—	—	—	0	0	0	—	—	—	0	0	0	19
<b>CAUSE OF DEATH</b>													
20 Tuberculosis, all forms (001-019)	—	—	—	0	0	0	1	1	—	11.4	13.2	0	20
21 Syphilis and its sequelae (020-029)	1	1	—	14.9	21.3	0	—	—	—	0	0	0	21
22 Typhoid fever (040)	—	—	—	0	0	0	—	—	—	0	0	0	22
23 Dysentery, all forms (045-048)	—	—	—	0	0	0	1	1	—	11.4	13.2	0	23
24 Scarlet fever (050)	—	—	—	0	0	0	—	—	—	0	0	0	24
25 Streptococcal sore throat (051)	—	—	—	0	0	0	—	—	—	0	0	0	25
26 Diphtheria (055)	—	—	—	0	0	0	—	—	—	0	0	0	26
27 Whooping cough (056)	—	—	—	0	0	0	—	—	—	0	0	0	27
28 Meningococcal infections (057)	—	—	—	0	0	0	—	—	—	0	0	0	28
29 Acute poliomyelitis (080)	—	—	—	0	0	0	—	—	—	0	0	0	29
30 Acute infectious encephalitis (082)	—	—	—	0	0	0	—	—	—	0	0	0	30
31 Smallpox (084)	—	—	—	0	0	0	—	—	—	0	0	0	31
32 Measles (085)	—	—	—	0	0	0	—	—	—	0	0	0	32
33 Typhus and other rickettsial diseases (100-103, 105-108)	—	—	—	0	0	0	—	—	—	0	0	0	33
34 Rocky Mountain spotted fever (104)	—	—	—	0	0	0	—	—	—	0	0	0	34
35 Malaria (110-117)	—	—	—	0	0	0	—	—	—	0	0	0	35
36 All other diseases classified as infective and parasitic (030-039, 041-044, 049, 052-054, 059-074, 081, 083, 086-096, 120-138)	—	—	—	0	0	0	—	—	—	0	0	0	36
37 Malignant neoplasms, including neoplasms of lymphatic and hemolopoietic tissues (140-205)	7	7	—	104.5	148.9	0	10	7	3	113.6	92.1	250.0	37
38 Benign and unspecified neoplasms (210-239)	—	—	—	0	0	0	—	—	—	0	0	0	38
39 Diabetes mellitus (260)	2	2	—	29.9	42.6	0	2	2	—	22.7	26.3	0	39
40 Pellagra (281)	—	—	—	0	0	0	—	—	—	0	0	0	40
41 Anemias (290-293)	—	—	—	0	0	0	—	—	—	0	0	0	41
42 Vascular lesions affecting central nervous system (330-334)	12	10	2	179.1	212.8	100.0	7	6	1	79.5	78.9	83.3	42
43 Nonmeningococcal meningitis (340)	—	—	—	0	0	0	—	—	—	0	0	0	43
44 Rheumatic fever (400-402)	—	—	—	0	0	0	—	—	—	0	0	0	44
45 Heart diseases (410-443)	21	18	3	313.4	383.0	150.0	35	32	3	397.7	421.1	250.0	45
46 Hypertension without mention of heart (444-447)	—	—	—	0	0	0	—	—	—	0	0	0	46
47 Influenza and pneumonia (480-483, 490-493)	1	1	—	14.9	21.3	0	2	1	1	22.7	13.2	83.3	47
48 Bronchitis (500-502)	—	—	—	0	0	0	—	—	—	0	0	0	48
49 Ulcer of stomach and duodenum (540, 541)	—	—	—	0	0	0	—	—	—	0	0	0	49
50 Appendicitis (550-553)	—	—	—	0	0	0	—	—	—	0	0	0	50
51 Intestinal obstruction and hernia (560, 561, 570)	—	—	—	0	0	0	—	—	—	0	0	0	51
52 Gastritis, duodenitis, enteritis and colitis (except diarrhea of the newborn) (543, 571, 572)	1	1	—	14.9	0	50.0	—	—	—	0	0	0	52
53 Cirrhosis of liver (581)	—	—	—	0	0	0	—	—	—	0	0	0	53
54 Nephritis and nephrosis (590-594)	1	1	—	14.9	0	50.0	—	—	—	0	0	0	54
55 Hyperplasia of prostate (610)	—	—	—	0	0	0	2	2	—	22.7	26.3	0	55
56 Complications of pregnancy, childbirth and the puerperium (640-652, 670-689)	—	—	—	0	0	0	—	—	—	0	0	0	56
57 Congenital malformations (750-759)	1	1	—	14.9	0	50.0	1	1	—	11.4	13.2	0	57
58 Birth injuries, postnatal asphyxia and atelectasis (760-762)	1	1	—	14.9	21.3	0	—	—	—	0	0	0	58
59 Infection of the newborn (763-768)	1	1	—	14.9	0	50.0	—	—	—	0	0	0	59
60 Other diseases peculiar to early infancy, and immaturity unqualified (769-776)	4	1	3	59.7	21.3	150.0	1	1	—	11.4	13.2	0	60
61 Senility, without mention of psychosis (794)	—	—	—	0	0	0	—	—	—	0	0	0	61
62 Ill-defined and unknown causes (780-793, 795)	—	—	—	0	0	0	—	—	—	0	0	0	62
63 Motor vehicle accidents (E810-E835)	1	1	—	14.9	21.3	0	7	6	1	79.5	78.9	83.3	63
64 All other accidents (E800-E802, E840-E962)	1	1	—	14.9	21.3	0	2	1	1	22.7	13.2	83.3	64
65 Suicide (E963, E970-E979)	—	—	—	0	0	0	1	1	—	11.4	13.2	0	65
66 Homicide (E964, E980-E985)	1	1	—	14.9	0	50.0	1	—	1	11.4	0	83.3	66
67 All other diseases (residual)	2	2	—	29.9	42.6	0	8	7	1	90.9	92.1	83.3	67

18 TABLE XIII VITAL STATISTICS, BY COUNTY, BY RACE, GEORGIA, 1967

ITEM	BAKER						BALDWIN						
	Number			Rate or Ratio *			Number			Rate or Ratio *			
	Total	White	Non-White	Total	White	Non-White	Total	White	Non-White	Total	White	Non-White	
1 Estimated population as of July 1	4,600	1,900	2,700				28,200	18,300	9,900				1
<b>LIVE BIRTHS</b>													
2 Total	66	22	44	14.3	11.6	16.3	502	233	269	17.8	12.7	27.2	2
3 Delivered in hospital	58	22	36	87.9%	100.0%	81.8%	445	232	213	88.6%	99.6%	79.2%	3
4 Delivered in home by physician	—	—	—	0%	0%	0%	5	—	5	1.0%	0%	1.9%	4
5 Delivered in home by midwife	8	—	8	12.1%	0%	18.2%	50	1	49	10.0%	0.4%	18.2%	5
6 Other deliveries	—	—	—	0%	0%	0%	2	—	2	0.4%	0%	0.7%	6
7 Immature births	5	1	4	75.8	45.5	90.9	48	13	35	95.6	55.8	130.1	7
8 Live births to unwed mothers	9	1	8	136.4	45.5	181.8	65	2	63	129.5	8.6	234.2	8
<b>FETAL DEATHS</b>													
9 Total	1	1	—	15.2	45.5	0	10	4	6	19.9	17.2	22.3	9
10 Under 20 weeks gestation	1	1	—	15.2	45.5	0	1	1	—	2.0	4.3	0	10
11 20-27 weeks gestation	—	—	—	0	0	0	1	—	1	2.0	0	3.7	11
12 28 weeks and more	—	—	—	0	0	0	4	1	3	8.0	4.3	11.2	12
13 Unknown length of gestation	—	—	—	0	0	0	4	2	2	8.0	8.6	7.4	13
<b>DEATHS</b>													
14 Total, all ages	49	26	23	1065.2	1368.4	851.9	202	118	84	716.3	644.8	848.5	14
15 Under 1 year	4	—	4	60.6	0	90.9	15	3	12	29.9	12.9	44.6	15
16 Under 28 days	1	—	1	15.2	0	22.7	8	2	6	15.9	8.6	22.3	16
17 Deaths from immaturity	—	—	—	0	0	0	1	—	1	2.0	0	3.7	17
18 1-4 years **	—	—	—	0	0	0	1	1	—	—	—	—	18
19 Maternal deaths	—	—	—	0	0	0	—	—	—	0	0	0	19
<b>CAUSE OF DEATH</b>													
20 Tuberculosis, all forms (001-019)	—	—	—	0	0	0	—	—	—	0	0	0	20
21 Syphilis and its sequelae (020-029)	—	—	—	0	0	0	—	—	—	0	0	0	21
22 Typhoid fever (040)	—	—	—	0	0	0	—	—	—	0	0	0	22
23 Dysentery, all forms (045-048)	—	—	—	0	0	0	—	—	—	0	0	0	23
24 Scarlet fever (050)	—	—	—	0	0	0	—	—	—	0	0	0	24
25 Strepococcal sore throat (051)	—	—	—	0	0	0	—	—	—	0	0	0	25
26 Diphtheria (055)	—	—	—	0	0	0	—	—	—	0	0	0	26
27 Whooping cough (056)	—	—	—	0	0	0	—	—	—	0	0	0	27
28 Meningococcal infections (057)	—	—	—	0	0	0	—	—	—	0	0	0	28
29 Acute poliomyelitis (080)	—	—	—	0	0	0	—	—	—	0	0	0	29
30 Acute infectious encephalitis (082)	—	—	—	0	0	0	—	—	—	0	0	0	30
31 Smallpox (084)	—	—	—	0	0	0	—	—	—	0	0	0	31
32 Measles (085)	—	—	—	0	0	0	—	—	—	0	0	0	32
33 Typhus and other rickettsial diseases (100-103, 105-108)	—	—	—	0	0	0	—	—	—	0	0	0	33
34 Rocky Mountain spotted fever (104)	—	—	—	0	0	0	—	—	—	0	0	0	34
35 Malaria (110-117)	—	—	—	0	0	0	—	—	—	0	0	0	35
36 All other diseases classified as infective and parasitic (030-039, 041-044, 049, 052-054, 059-074, 081, 083, 086-096, 120-138)	—	—	—	0	0	0	1	—	1	3.5	0	10.1	36
37 Malignant neoplasms, including neoplasms of lymphatic and haematopoietic tissues (140-205)	6	3	3	130.4	157.9	111.1	20	12	8	70.9	65.6	80.8	37
38 Benign and unspecified neoplasms (210-239)	1	1	—	21.7	52.6	0	—	—	—	0	0	0	38
39 Diabetes mellitus (260)	—	—	—	0	0	0	2	2	—	7.1	10.9	0	39
40 Pellagra (281)	—	—	—	0	0	0	—	—	—	0	0	0	40
41 Anemias (290-293)	1	—	1	21.7	0	37.0	—	—	—	0	0	0	41
42 Vascular lesions affecting central nervous system (330-334)	6	3	3	130.4	157.9	111.1	22	10	12	78.0	54.6	121.2	42
43 Nonmeningococcal meningitis (340)	—	—	—	0	0	0	—	—	—	0	0	0	43
44 Rheumatic fever (400-402)	—	—	—	0	0	0	—	—	—	0	0	0	44
45 Heart diseases (410-443)	19	14	5	413.0	736.8	185.2	81	53	28	287.2	289.6	282.8	45
46 Hypertension without mention of heart (444-447)	—	—	—	0	0	0	—	—	—	0	0	0	46
47 Influenza and pneumonia (480-483, 490-493)	2	—	2	43.5	0	74.1	23	11	12	81.6	60.1	121.2	47
48 Bronchitis (500-502)	—	—	—	0	0	0	—	—	—	0	0	0	48
49 Ulcer of stomach and duodenum (540, 541)	—	—	—	0	0	0	1	1	—	3.5	5.5	0	49
50 Appendicitis (550-553)	—	—	—	0	0	0	—	—	—	0	0	0	50
51 Intestinal obstruction and hernia (560, 561, 570)	—	—	—	0	0	0	—	—	—	0	0	0	51
52 Gastritis, duodenitis, enteritis and colitis (except diarrhea of the newborn) (543, 571, 572)	—	—	—	0	0	0	1	1	—	3.5	5.5	0	52
53 Cirrhosis of liver (581)	—	—	—	0	0	0	2	1	1	7.1	5.5	10.1	53
54 Nephritis and nephrosis (590-594)	—	—	—	0	0	0	3	—	3	10.6	0	30.3	54
55 Hyperplasia of prostate (610)	—	—	—	0	0	0	—	—	—	0	0	0	55
56 Complications of pregnancy, childbirth and the puerperium (640-652, 670-689)	—	—	—	0	0	0	—	—	—	0	0	0	56
57 Congenital malformations (750-759)	—	—	—	0	0	0	—	—	—	0	0	0	57
58 Birth injuries, postnatal asphyxia and atelectasis (760-762)	1	—	1	21.7	0	37.0	5	2	3	17.7	10.9	30.3	58
59 Infection of the newborn (763-768)	—	—	—	0	0	0	—	—	—	0	0	0	59
60 Other diseases peculiar to early infancy, and immaturity unqualified (769-776)	1	—	1	21.7	0	37.0	3	—	3	10.6	0	30.3	60
61 Senility, without mention of psychosis (794)	—	—	—	0	0	0	—	—	—	0	0	0	61
62 Ill-defined and unknown causes (780-793, 795)	4	—	4	87.0	0	148.1	—	—	—	0	0	0	62
63 Motor vehicle accidents (E810-E835)	2	2	—	43.5	105.3	0	10	9	1	35.5	49.2	10.1	63
64 All other accidents (E800-E802, E840-E962)	4	1	3	87.0	52.6	111.1	8	5	3	28.4	27.3	30.3	64
65 Suicide (E963, E970-E979)	—	—	—	0	0	0	—	—	—	0	0	0	65
66 Homicide (E964, E980-E985)	—	—	—	0	0	0	2	—	2	7.1	0	20.2	66
67 All other diseases (residual)	2	2	—	43.5	105.3	0	18	11	7	63.8	60.1	70.7	67



TABLE XIII VITAL STATISTICS, BY COUNTY, BY RACE, GEORGIA, 1967

ITEM	BANKS						BARROW					
	Number			Rate or Ratio *			Number			Rate or Ratio *		
	Total	White	Non-White	Total	White	Non-White	Total	White	Non-White	Total	White	Non-White
1 Estimated population as of July 1	6,600	6,200	400				15,200	12,400	2,800			
<b>LIVE BIRTHS</b>												
2 Total	98	85	13	14.8	13.7	32.5	289	208	81	19.0	16.8	28.9
3 Delivered in hospital	98	85	13	100.0%	100.0%	100.0%	280	204	76	96.9%	98.1%	93.8%
4 Delivered in home by physician				0%	0%	0%	4	1	3	1.4%	0.5%	3.7%
5 Delivered in home by midwife				0%	0%	0%	5	3	2	1.7%	1.4%	2.5%
6 Other deliveries				0%	0%	0%				0%	0%	0%
7 Immature births	6	6		61.2	70.6	0	19	8	11	65.7	38.5	135.8
8 Live births to unwed mothers	5	1	4	51.0	11.8	307.7	29	8	21	100.3	38.5	259.3
<b>FETAL DEATHS</b>												
9 Total				0	0	0	7	5	2	24.2	24.0	24.7
10 Under 20 weeks gestation				0	0	0				0	0	0
11 20-27 weeks gestation				0	0	0	1	1		3.5	4.8	0
12 28 weeks and more				0	0	0	3	2	1	10.4	9.6	12.3
13 Unknown length of gestation				0	0	0	3	2	1	10.4	9.6	12.3
<b>DEATHS</b>												
14 Total, all ages	40	40		606.1	645.2	0	147	128	19	967.1	1032.3	678.6
15 Under 1 year	1	1		10.2	11.8	0	6	3	3	20.8	14.4	37.0
16 Under 28 days	1	1		10.2	11.8	0	4	2	2	13.8	9.6	24.7
17 Deaths from immaturity				0	0	0	1	1		3.5	4.8	0
18 1-4 years * *				0	0	0	1	1		0	0	0
19 Maternal deaths				0	0	0				0	0	0
<b>CAUSE OF DEATH</b>												
20 Tuberculosis, all forms (001-019)				0	0	0				0	0	0
21 Syphilis and its sequelae (020-029)				0	0	0				0	0	0
22 Typhoid fever (040)				0	0	0				0	0	0
23 Dysentery, all forms (045-048)				0	0	0				0	0	0
24 Scarlet fever (050)				0	0	0				0	0	0
25 Streptococcal sore throat (051)				0	0	0				0	0	0
26 Diphtheria (055)				0	0	0				0	0	0
27 Whooping cough (056)				0	0	0				0	0	0
28 Meningococcal infections (057)				0	0	0				0	0	0
29 Acute poliomyelitis (080)				0	0	0				0	0	0
30 Acute infectious encephalitis (082)				0	0	0				0	0	0
31 Smallpox (084)				0	0	0				0	0	0
32 Measles (085)				0	0	0				0	0	0
33 Typhus and other rickettsial diseases (100-103, 105-108)				0	0	0				0	0	0
34 Rocky Mountain spotted fever (104)				0	0	0				0	0	0
35 Malaria (110-117)				0	0	0	1	1		6.6	8.1	0
36 All other diseases classified as infective and parasitic (030-039, 041-044, 049, 052-054, 059-074, 081, 083, 086-096, 120-138)				0	0	0				0	0	0
37 Malignant neoplasms, including neoplasms of lymphatic and haematopoietic tissues (140-205)	7	7		106.1	112.9	0	20	19	1	131.6	153.2	35.7
38 Benign and unspecified neoplasms (210-239)				0	0	0				0	0	0
39 Diabetes mellitus (260)	1	1		15.2	16.1	0	3	3		19.7	24.2	0
40 Pellagra (281)				0	0	0				0	0	0
41 Anemias (290-293)				0	0	0				0	0	0
42 Vascular lesions affecting central nervous system (330-334)	8	8		121.2	129.0	0	25	20	5	164.5	161.3	178.6
43 Nonmeningococcal meningitis (340)				0	0	0				0	0	0
44 Rheumatic fever (400-402)				0	0	0				0	0	0
45 Heart diseases (410-443)	11	11		166.7	177.4	0	51	45	6	335.5	362.9	214.3
46 Hypertension without mention of heart (444-447)	1	1		15.2	16.1	0				0	0	0
47 Influenza and pneumonia (480-483, 490-493)	2	2		30.3	32.3	0	7	6	1	46.1	48.4	35.7
48 Bronchitis (500-502)				0	0	0				0	0	0
49 Ulcer of stomach and duodenum (540, 541)				0	0	0	2	2		13.2	16.1	0
50 Appendicitis (550-553)				0	0	0				0	0	0
51 Intestinal obstruction and hernia (560, 561, 570)				0	0	0				0	0	0
52 Gastritis, duodenitis, enteritis and colitis (except diarrhea of the newborn) (543, 571, 572)				0	0	0				0	0	0
53 Cirrhosis of liver (581)				0	0	0	2	2		13.2	16.1	0
54 Nephritis and nephrosis (590-594)				0	0	0				0	0	0
55 Hyperplasia of prostate (610)				0	0	0				0	0	0
56 Complications of pregnancy, childbirth and the puerperium (640-652, 670-689)				0	0	0	2	1	1	13.2	8.1	35.7
57 Congenital malformations (750-759)				0	0	0				0	0	0
58 Birth injuries, postnatal asphyxia and atelectasis (760-762)				0	0	0				0	0	0
59 Infection of the newborn (763-768)	1	1		15.2	16.1	0	3	2	1	19.7	16.1	35.7
60 Other diseases peculiar to early infancy, and immaturity unqualified (769-776)				0	0	0				0	0	0
61 Senility, without mention of psychosis (794)				0	0	0				0	0	0
62 Ill-defined and unknown causes (780-793, 795)				0	0	0				0	0	0
63 Motor vehicle accidents (E810-E835)	2	2		30.3	32.3	0	3	2	1	19.7	16.1	35.7
64 All other accidents (E800-E802, E840-E962)	1	1		15.2	16.1	0	10	8	2	65.8	64.5	71.4
65 Suicide (E963, E970-E979)				0	0	0				0	0	0
66 Homicide (E964, E980-E985)				0	0	0				0	0	0
67 All other diseases (residual)	6	6		90.9	96.8	0	18	17	1	118.4	137.1	35.7

20 TABLE XIII VITAL STATISTICS, BY COUNTY, BY RACE, GEORGIA, 1967

ITEM	BARTON						BEN HILL					
	Number			Rate or Ratio *			Number			Rate or Ratio *		
	Total	White	Non-White	Total	White	Non-White	Total	White	Non-White	Total	White	Non-White
1 Estimated population as of July 1	33,000	27,700	5,300				13,800	9,100	4,700			
<b>LIVE BIRTHS</b>												
2 Total	658	525	133	19.9	19.0	25.1	200	131	69	14.5	14.4	14.7
3 Delivered in hospital	655	524	131	99.5%	99.8%	98.5%	195	130	65	97.5%	99.2%	94.2%
4 Delivered in home by physician	1	1	—	0.2%	0.2%	0%	2	1	1	1.0%	0.8%	1.4%
5 Delivered in home by midwife	2	—	2	0.3%	0%	1.5%	3	—	3	1.5%	0%	4.3%
6 Other deliveries	—	—	—	0%	0%	0%	—	—	—	0%	0%	0%
7 Immature births	47	25	22	71.4	47.6	165.4	27	14	13	135.0	106.9	188.4
8 Live births to unwed mothers	49	18	31	74.5	34.3	233.1	24	1	23	120.0	7.6	333.3
<b>FETAL DEATHS</b>												
9 Total	10	9	1	15.2	17.1	7.5	—	—	—	0	0	0
10 Under 20 weeks gestation	1	1	—	1.5	1.9	0	—	—	—	0	0	0
11 20-27 weeks gestation	5	5	—	7.6	9.5	0	—	—	—	0	0	0
12 28 weeks and more	4	3	1	6.1	5.7	7.5	—	—	—	0	0	0
13 Unknown length of gestation	—	—	—	0	0	0	—	—	—	0	0	0
<b>DEATHS</b>												
14 Total, all ages	283	214	69	857.6	772.6	1301.9	187	124	63	1355.1	1362.6	1340.4
15 Under 1 year	19	11	8	28.9	21.0	60.2	11	10	1	55.0	76.3	14.5
16 Under 28 days	5	3	2	7.6	5.7	15.0	10	10	—	50.0	76.3	0
17 Deaths from immaturity	1	1	—	1.5	1.9	0	5	5	—	25.0	38.2	0
18 1-4 years **	2	2	—	—	—	—	1	—	1	—	—	—
19 Maternal deaths	—	—	—	0	0	0	—	—	—	0	0	0
<b>CAUSE OF DEATH</b>												
20 Tuberculosis, all forms (001-019)	1	1	—	3.0	3.6	0	—	—	—	0	0	0
21 Syphilis and its sequelae (020-029)	1	—	1	3.0	0	18.9	—	—	—	0	0	0
22 Typhoid fever (040)	—	—	—	0	0	0	—	—	—	0	0	0
23 Dysentery, all forms (045-049)	—	—	—	0	0	0	—	—	—	0	0	0
24 Scarlet fever (050)	—	—	—	0	0	0	—	—	—	0	0	0
25 Streptococcal sore throat (051)	—	—	—	0	0	0	—	—	—	0	0	0
26 Diphtheria (055)	—	—	—	0	0	0	—	—	—	0	0	0
27 Whooping cough (056)	—	—	—	0	0	0	—	—	—	0	0	0
28 Meningococcal infections (057)	—	—	—	0	0	0	—	—	—	0	0	0
29 Acute poliomyelitis (080)	—	—	—	0	0	0	—	—	—	0	0	0
30 Acute infectious encephalitis (082)	—	—	—	0	0	0	—	—	—	0	0	0
31 Smallpox (084)	—	—	—	0	0	0	—	—	—	0	0	0
32 Measles (085)	—	—	—	0	0	0	—	—	—	0	0	0
33 Typhus and other rickettsial diseases (100-103, 105-108)	—	—	—	0	0	0	—	—	—	0	0	0
34 Rocky Mountain spotted fever (104)	—	—	—	0	0	0	—	—	—	0	0	0
35 Malaria (110-117)	—	—	—	0	0	0	—	—	—	0	0	0
36 All other diseases classified as infective and parasitic (030-039, 041-044, 049, 052-054, 059-074, 081, 083, 086-096, 120-138)	2	2	—	6.1	7.2	0	—	—	—	0	0	0
37 Malignant neoplasms, including neoplasms of lymphatic and haematopoietic tissues (140-205)	41	33	8	124.2	119.1	150.9	27	13	14	195.7	142.9	297.9
38 Benign and unspecified neoplasms (210-239)	—	—	—	0	0	0	—	—	—	0	0	0
39 Diabetes mellitus (260)	4	4	—	12.1	14.4	0	3	—	—	0	0	0
40 Pellagra (281)	—	—	—	0	0	0	2	1	1	21.7	22.0	21.3
41 Anemias (290-293)	2	2	—	6.1	7.2	0	—	—	—	0	0	0
42 Vascular lesions affecting central nervous system (330-334)	51	38	13	154.5	137.2	245.3	43	27	16	311.6	296.7	340.4
43 Nonmeningococcal meningitis (340)	—	—	—	0	0	0	—	—	—	0	0	0
44 Rheumatic fever (400-402)	—	—	—	0	0	0	—	—	—	0	0	0
45 Heart diseases (410-443)	79	59	20	239.4	213.0	377.4	55	39	16	398.0	428.6	340.4
46 Hypertension without mention of heart (444-447)	2	2	—	6.1	7.2	0	—	—	—	0	0	0
47 Influenza and pneumonia (480-483, 490-493)	7	7	—	21.2	25.3	0	5	2	3	36.2	22.0	63.8
48 Bronchitis (500-502)	—	—	—	0	0	0	1	1	—	7.2	11.0	0
49 Ulcer of stomach and duodenum (540, 541)	1	1	—	3.0	3.6	0	1	—	1	7.2	0	21.3
50 Appendicitis (550-553)	—	—	—	0	0	0	—	—	—	0	0	0
51 Intestinal obstruction and hernia (560, 561, 570)	2	2	—	6.1	7.2	0	—	—	—	0	0	0
52 Gastritis, duodenitis, enteritis and colitis (except diarrhea of the newborn) (543, 571, 572)	—	—	—	0	0	0	—	—	—	0	0	0
53 Cirrhosis of liver (581)	4	1	3	12.1	3.6	56.6	1	—	—	7.2	11.0	0
54 Nephritis and nephrosis (590-594)	4	2	2	12.1	7.2	37.7	4	2	2	29.0	22.0	42.6
55 Hyperplasia of prostate (610)	1	1	—	3.0	3.6	0	—	—	—	0	0	0
56 Complications of pregnancy, childbirth and the puerperium (640-652, 670-689)	—	—	—	0	0	0	—	—	—	0	0	0
57 Congenital malformations (750-759)	3	2	1	9.1	7.2	18.9	1	1	—	7.2	11.0	0
58 Birth injuries, postnatal asphyxia and atelectasis (760-762)	3	2	1	9.1	7.2	18.9	4	4	—	29.0	44.0	0
59 Infection of the newborn (763-768)	—	—	—	0	0	0	—	—	—	0	0	0
60 Other diseases peculiar to early infancy, and immaturity unqualified (769-776)	2	2	—	6.1	7.2	0	5	5	—	36.2	54.9	0
61 Senility, without mention of psychosis (794)	—	—	—	0	0	0	—	—	—	0	0	0
62 Ill-defined and unknown causes (780-793, 795)	7	2	5	21.2	7.2	94.3	—	—	—	0	0	0
63 Motor vehicle accidents (E810-E835)	17	16	1	51.5	57.8	18.9	7	6	1	50.7	65.9	21.3
64 All other accidents (E800-E802, E840-E962)	14	12	2	42.4	43.3	37.7	4	4	—	29.0	44.0	0
65 Suicide (E963, E970-E979)	3	3	—	9.1	10.8	0	2	2	—	14.5	22.0	0
66 Homicide (E964, E980-E985)	6	3	3	18.2	10.8	56.6	2	—	2	14.5	0	42.6
67 All other diseases (residual)	26	17	9	78.8	61.4	169.8	22	15	7	159.4	164.8	148.9

TABLE XIII VITAL STATISTICS, BY COUNTY, BY RACE, GEORGIA, 1967

ITEM	BERRIEN						BIBB						
	Number			Rate or Ratio *			Number			Rate or Ratio *			
	Total	White	Non-White	Total	White	Non-White	Total	White	Non-White	Total	White	Non-White	
1 Estimated population as of July 1	12,600	10,600	2,000				148,500	92,800	55,700				1
<b>LIVE BIRTHS</b>													
2 Total	184	149	35	14.6	14.1	17.5	2,705	1,557	1,148	18.2	16.8	20.6	2
3 Delivered in hospital	181	147	34	98.4%	98.7%	97.1%	2,697	1,554	1,143	99.7%	99.8%	99.6%	3
4 Delivered in home by physician	2	2	-	1.1%	1.3%	0%	8	3	5	0.3%	0.2%	0.4%	4
5 Delivered in home by midwife	1	-	1	0.5%	0%	2.9%	-	-	-	0%	0%	0%	5
6 Other deliveries	1	-	1	0.5%	0%	2.9%	-	-	-	0%	0%	0%	6
7 Immature births	16	12	4	87.0	80.5	114.3	281	111	170	103.9	71.5	148.1	7
8 Live births to unwed mothers	19	2	17	103.3	13.4	485.7	419	51	368	154.9	32.8	320.6	8
<b>FETAL DEATHS</b>													
9 Total	3	1	2	16.3	6.7	57.1	52	24	28	19.2	15.4	24.4	9
10 Under 20 weeks gestation	-	-	-	0	0	0	9	5	4	3.3	3.2	3.5	10
11 20-27 weeks gestation	-	-	-	0	0	0	21	9	12	7.8	5.8	10.5	11
12 28 weeks and more	3	1	2	16.3	6.7	57.1	22	10	12	8.1	6.4	10.5	12
13 Unknown length of gestation	-	-	-	0	0	0	-	-	-	0	0	0	13
<b>DEATHS</b>													
14 Total, all ages	123	104	19	976.2	981.1	950.0	1,393	835	558	938.0	899.8	1001.8	14
15 Under 1 year	4	4	-	21.7	26.8	0	68	38	30	25.1	24.4	26.1	15
16 Under 28 days	2	2	-	10.9	13.4	0	50	32	18	18.5	20.6	15.7	16
17 Deaths from immaturity	1	1	-	5.4	6.7	0	9	3	6	3.3	1.9	5.2	17
18 1-4 years **	2	2	-	-	-	-	10	8	2	-	-	-	18
19 Maternal deaths	-	-	-	0	0	0	1	1	-	3.7	6.4	0	19
<b>CAUSE OF DEATH</b>													
20 Tuberculosis, all forms (001-019)	-	-	-	0	0	0	2	1	1	1.3	1.1	1.8	20
21 Syphilis and its sequelae (020-029)	-	-	-	0	0	0	1	-	1	0.7	0	1.8	21
22 Typhoid fever (040)	-	-	-	0	0	0	-	-	-	0	0	0	22
23 Dysentery, all forms (045-048)	-	-	-	0	0	0	1	-	1	0.7	0	1.8	23
24 Scarlet fever (050)	-	-	-	0	0	0	-	-	-	0	0	0	24
25 Streptococcal sore throat (051)	-	-	-	0	0	0	-	-	-	0	0	0	25
26 Diphtheria (055)	-	-	-	0	0	0	-	-	-	0	0	0	26
27 Whooping cough (056)	-	-	-	0	0	0	-	-	-	0	0	0	27
28 Meningococcal infections (057)	-	-	-	0	0	0	-	-	-	0	0	0	28
29 Acute poliomyelitis (080)	-	-	-	0	0	0	-	-	-	0	0	0	29
30 Acute infectious encephalitis (082)	-	-	-	0	0	0	-	-	-	0	0	0	30
31 Smallpox (084)	-	-	-	0	0	0	-	-	-	0	0	0	31
32 Measles (085)	-	-	-	0	0	0	-	-	-	0	0	0	32
33 Typhus and other rickettsial diseases (100-103, 105-108)	-	-	-	0	0	0	-	-	-	0	0	0	33
34 Rocky Mountain spotted fever (104)	-	-	-	0	0	0	-	-	-	0	0	0	34
35 Malaria (110-117)	-	-	-	0	0	0	1	1	4	0.7	1.1	0	35
36 All other diseases classified as infective and parasitic (030-039, 041-044, 049, 052-054, 059-074, 081, 083, 086-096, 120-138)	-	-	-	0	0	0	8	4	4	5.4	4.3	7.2	36
37 Malignant neoplasms, including neoplasms of lymphatic and haematopoietic tissues (140-205)	20	16	4	158.7	150.9	200.0	173	108	65	116.5	116.4	116.7	37
38 Benign and unspecified neoplasms (210-239)	-	-	-	0	0	0	1	1	-	0.7	1.1	0	38
39 Diabetes mellitus (260)	4	3	1	31.7	28.3	50.0	29	15	14	19.5	16.2	25.1	39
40 Pellagra (281)	-	-	-	0	0	0	-	-	-	0	0	0	40
41 Anemias (290-293)	-	-	-	0	0	0	5	3	2	3.4	3.2	3.6	41
42 Vascular lesions affecting central nervous system (330-334)	17	14	3	134.9	132.1	150.0	213	121	92	143.4	130.4	165.2	42
43 Nonmeningococcal meningitis (340)	-	-	-	0	0	0	-	-	-	0	0	0	43
44 Rheumatic fever (400-402)	-	-	-	0	0	0	-	-	-	0	0	0	44
45 Heart diseases (410-443)	45	40	5	357.1	377.4	250.0	464	293	171	312.5	315.7	307.0	45
46 Hypertension without mention of heart (444-447)	1	1	-	7.9	9.4	0	16	5	11	10.8	5.4	19.7	46
47 Influenza and pneumonia (480-483, 490-493)	5	5	-	39.7	47.2	0	48	21	27	32.3	22.6	48.5	47
48 Bronchitis (500-502)	-	-	-	0	0	0	3	3	-	2.0	3.2	0	48
49 Ulcer of stomach and duodenum (540, 541)	-	-	-	0	0	0	7	6	1	4.7	6.5	1.8	49
50 Appendicitis (550-553)	-	-	-	0	0	0	2	1	1	1.3	1.1	1.8	50
51 Intestinal obstruction and hernia (560, 561, 570)	-	-	-	0	0	0	7	4	3	4.7	4.3	5.4	51
52 Gastritis, duodenitis, enteritis and colitis (except diarrhea of the newborn) (543, 571, 572)	-	-	-	0	0	0	3	3	-	2.0	3.2	0	52
53 Cirrhosis of liver (581)	-	-	-	0	0	0	10	7	3	6.7	7.5	5.4	53
54 Nephritis and nephrosis (590-594)	-	-	-	0	0	0	8	3	5	5.4	3.2	9.0	54
55 Hyperplasia of prostate (610)	-	-	-	0	0	0	1	-	1	0.7	0	1.8	55
56 Complications of pregnancy, childbirth and the puerperium (640-652, 670-689)	-	-	-	0	0	0	1	1	-	0.7	1.1	0	56
57 Congenital malformations (750-759)	2	2	-	15.9	18.9	0	10	8	2	6.7	8.6	3.6	57
58 Birth injuries, postnatal asphyxia and atelectasis (760-762)	2	2	-	15.9	18.9	0	22	15	7	14.8	16.2	12.6	58
59 Infection of the newborn (763-768)	-	-	-	0	0	0	2	-	2	1.3	0	3.6	59
60 Other diseases peculiar to early infancy, and immaturity unqualified (769-776)	1	1	-	7.9	9.4	0	21	11	10	14.1	11.9	18.0	60
61 Senility, without mention of psychosis (794)	-	-	-	0	0	0	1	1	-	0.7	1.1	0	61
62 Ill-defined and unknown causes (780-793, 795)	-	-	-	0	0	0	5	2	3	3.4	2.2	5.4	62
63 Motor vehicle accidents (E810-E835)	8	7	1	63.5	66.0	50.0	49	36	13	33.0	38.8	23.3	63
64 All other accidents (E800-E802, E840-E962)	6	3	3	47.6	28.3	150.0	56	33	23	37.7	35.6	41.3	64
65 Suicide (E963, E970-E979)	3	3	-	23.8	28.3	0	20	18	2	13.5	19.4	3.6	65
66 Homicide (E964, E980-E985)	1	1	0	7.9	0	50.0	38	8	30	25.6	8.6	53.9	66
67 All other diseases (residual)	8	7	1	63.5	66.0	50.0	165	102	63	111.1	109.9	113.1	67

22 TABLE XIII VITAL STATISTICS, BY COUNTY, BY RACE, GEORGIA, 1967

ITEM	BLECKLEY						BRANTLEY					
	Number			Rate or Ratio *			Number			Rate or Ratio *		
	Total	White	Non-White	Total	White	Non-White	Total	White	Non-White	Total	White	Non-White
1 Estimated population as of July 1	10,200	7,200	3,000				6,200	5,400	800			
<b>LIVE BIRTHS</b>												
2 Total	158	105	53	15.5	14.6	17.7	110	91	19	17.7	16.9	23.8
3 Delivered in hospital	115	102	13	72.8%	97.1%	24.5%	98	90	8	89.1%	98.9%	42.1%
4 Delivered in home by physician	1	—	1	0.6%	0%	1.9%	1	1	—	0.9%	1.1%	0%
5 Delivered in home by midwife	42	3	39	26.6%	2.9%	73.6%	11	—	11	10.0%	0%	57.9%
6 Other deliveries	—	—	—	0%	0%	0%	—	—	—	0%	0%	0%
7 Immature births	16	8	8	101.3	76.2	150.9	7	6	1	63.6	65.9	52.6
8 Live births to unwed mothers	28	4	24	177.2	38.1	452.8	3	2	1	27.3	22.0	52.6
<b>FETAL DEATHS</b>												
9 Total	3	1	2	19.0	9.5	37.7	2	2	—	18.2	22.0	0
10 Under 20 weeks gestation	1	—	1	6.3	0	18.9	2	2	—	18.2	22.0	0
11 20-27 weeks gestation	1	1	—	6.3	9.5	0	—	—	—	0	0	0
12 28 weeks and more	1	—	1	6.3	0	18.9	—	—	—	0	0	0
13 Unknown length of gestation	—	—	—	0	0	0	—	—	—	0	0	0
<b>DEATHS</b>												
14 Total, all ages	121	80	41	1186.3	1111.1	1366.7	72	62	10	1161.3	1148.1	1250.0
15 Under 1 year	8	3	5	50.6	28.6	94.3	7	5	2	63.6	54.9	105.3
16 Under 28 days	6	3	3	38.0	28.6	56.6	5	5	—	45.5	54.9	0
17 Deaths from immaturity	3	1	2	19.0	9.5	37.7	—	—	—	0	0	0
18 1-4 years **	3	1	2	—	—	—	—	—	—	—	—	—
19 Maternal deaths	—	—	—	0	0	0	—	—	—	0	0	0
<b>CAUSE OF DEATH</b>												
20 Tuberculosis, all forms (001-019)	—	—	—	0	0	0	—	—	—	0	0	0
21 Syphilis and its sequelae (020-029)	—	—	—	0	0	0	—	—	—	0	0	0
22 Typhoid fever (040)	—	—	—	0	0	0	—	—	—	0	0	0
23 Dysentery, all forms (045-048)	—	—	—	0	0	0	—	—	—	0	0	0
24 Scarlet fever (050)	—	—	—	0	0	0	—	—	—	0	0	0
25 Streptococcal sore throat (051)	—	—	—	0	0	0	—	—	—	0	0	0
26 Diphtheria (055)	—	—	—	0	0	0	—	—	—	0	0	0
27 Whooping cough (056)	—	—	—	0	0	0	—	—	—	0	0	0
28 Meningococcal infections (057)	—	—	—	0	0	0	—	—	—	0	0	0
29 Acute poliomyelitis (080)	—	—	—	0	0	0	—	—	—	0	0	0
30 Acute infectious encephalitis (082)	—	—	—	0	0	0	—	—	—	0	0	0
31 Smallpox (084)	—	—	—	0	0	0	—	—	—	0	0	0
32 Measles (085)	—	—	—	0	0	0	—	—	—	0	0	0
33 Typhus and other rickettsial diseases (100-103, 105-108)	—	—	—	0	0	0	—	—	—	0	0	0
34 Rocky Mountain spotted fever (104)	—	—	—	0	0	0	—	—	—	0	0	0
35 Malaria (110-117)	—	—	—	0	0	0	—	—	—	0	0	0
36 All other diseases classified as infective and parasitic (030-039, 041-044, 049, 052-054, 059-074, 081, 083, 086-096, 120-138)	1	—	1	9.8	0	33.3	—	—	—	0	0	0
37 Malignant neoplasms, including neoplasms of lymphatic and haematopoietic tissues (140-205)	14	11	3	137.3	152.8	100.0	9	7	2	145.2	129.6	250.0
38 Benign and unspecified neoplasms (210-239)	—	—	—	0	0	0	—	—	—	0	0	0
39 Diabetes mellitus (260)	3	—	3	29.4	0	100.0	—	—	—	0	0	0
40 Pellagra (281)	—	—	—	0	0	0	—	—	—	0	0	0
41 Anemias (290-293)	—	—	—	0	0	0	—	—	—	0	0	0
42 Vascular lesions affecting central nervous system (330-334)	27	17	10	264.7	236.1	333.3	9	7	2	145.2	129.6	250.0
43 Nonmeningococcal meningitis (340)	—	—	—	0	0	0	—	—	—	0	0	0
44 Rheumatic fever (400-402)	—	—	—	0	0	0	—	—	—	0	0	0
45 Heart diseases (410-443)	34	27	7	333.3	375.0	233.3	26	24	2	419.4	444.4	250.0
46 Hypertension without mention of heart (444-447)	—	—	—	0	0	0	1	1	—	16.1	18.5	0
47 Influenza and pneumonia (480-483, 490-493)	2	1	1	19.6	13.9	33.3	6	4	2	96.8	74.1	250.0
48 Bronchitis (500-502)	3	2	1	29.4	27.8	33.3	—	—	—	0	0	0
49 Ulcer of stomach and duodenum (540, 541)	1	—	—	9.8	13.9	0	—	—	—	0	0	0
50 Appendicitis (550-553)	—	—	—	0	0	0	—	—	—	0	0	0
51 Intestinal obstruction and hernia (560, 561, 570)	—	—	—	0	0	0	—	—	—	0	0	0
52 Gastritis, duodenitis, enteritis and colitis (except diarrhea of the newborn) (543, 571, 572)	2	1	1	19.6	13.9	33.3	3	3	—	48.4	55.6	0
53 Cirrhosis of liver (581)	2	2	—	19.6	27.8	0	1	1	—	16.1	18.5	0
54 Nephritis and nephrosis (590-594)	—	—	—	0	0	0	2	2	—	32.3	37.0	0
55 Hyperplasia of prostate (610)	—	—	—	0	0	0	—	—	—	0	0	0
56 Complications of pregnancy, childbirth and the puerperium (640-652, 670-689)	—	—	—	0	0	0	—	—	—	0	0	0
57 Congenital malformations (750-759)	2	2	—	19.6	27.8	0	1	1	—	16.1	18.5	0
58 Birth injuries, postnatal asphyxia and atelectasis (760-762)	1	1	—	9.8	13.9	0	2	2	—	32.3	37.0	0
59 Infection of the newborn (763-768)	1	—	1	9.8	0	33.3	—	—	—	0	0	0
60 Other diseases peculiar to early infancy, and immaturity unqualified (769-776)	4	1	3	39.2	13.9	100.0	2	2	—	32.3	37.0	0
61 Senility, without mention of psychosis (794)	—	—	—	0	0	0	—	—	—	0	0	0
62 Ill-defined and unknown causes (780-793, 795)	3	—	3	29.4	0	100.0	—	—	—	0	0	0
63 Motor vehicle accidents (E810-E835)	3	2	1	29.4	27.8	33.3	2	2	—	32.3	37.0	0
64 All other accidents (E800-E802, E840-E962)	4	4	—	39.2	55.6	0	2	1	1	32.3	18.5	125.0
65 Suicide (E963, E970-E979)	1	—	1	9.8	0	33.3	2	2	—	32.3	37.0	0
66 Homicide (E964, E980-E985)	1	—	1	9.8	0	33.3	—	—	—	0	0	0
67 All other diseases (residual)	12	8	4	117.6	111.1	133.3	4	3	1	64.5	55.6	125.0

TABLE XIII VITAL STATISTICS, BY COUNTY, BY RACE, GEORGIA, 1967

ITEM	BROOKS						BRYAN						
	Number			Rate or Ratio *			Number			Rate or Ratio *			
	Total	White	Non-White	Total	White	Non-White	Total	White	Non-White	Total	White	Non-White	
1 Estimated population as of July 1	15,900	7,900	8,000				6,800	4,300	2,500				1
<b>LIVE BIRTHS</b>													
2 Total	299	98	201	18.8	12.4	25.1	145	87	58	21.3	20.2	23.2	2
3 Delivered in hospital	216	95	121	72.2%	96.9%	60.2%	129	84	45	89.0%	96.6%	77.6%	3
4 Delivered in home by physician	3	2	1	1.0%	2.0	0.5%	5	1	4	3.4%	1.1%	6.9%	4
5 Delivered in home by midwife	78	1	78	26.1%	0%	38.8%	10	1	9	6.9%	1.1%	15.5%	5
6 Other deliveries	2	1	1	0.7%	1.0	0.5%	1	1	—	0.7%	1.1%	0%	6
7 Immature births	28	4	24	93.6	40.8	119.4	20	11	9	137.9	126.4	155.2	7
8 Live births to unwed mothers	56	3	53	187.3	30.6	263.7	18	3	15	124.1	34.5	258.6	8
<b>FETAL DEATHS</b>													
9 Total	10	2	8	33.4	20.4	39.8	12	8	4	82.8	92.0	69.0	9
10 Under 20 weeks gestation	2	2	—	6.7	20.4	0	6	5	1	41.4	57.5	17.2	10
11 20-27 weeks gestation	—	—	—	0	0	0	1	1	—	6.9	11.5	0	11
12 28 weeks and more	2	—	2	6.7	0	10.0	5	2	3	34.5	23.0	51.7	12
13 Unknown length of gestation	6	—	6	20.1	0	29.9	—	—	—	0	0	0	13
<b>DEATHS</b>													
14 Total, all ages	169	87	82	1062.9	1101.3	1025.0	64	38	26	941.2	883.7	1040.0	14
15 Under 1 year	18	4	14	60.2	40.8	69.7	6	3	3	41.4	34.5	51.7	15
16 Under 28 days	8	3	5	26.8	30.6	24.9	4	3	1	27.6	34.5	17.2	16
17 Deaths from immaturity	3	2	1	10.0	20.4	5.0	—	—	—	0	0	0	17
18 1-4 years **	1	—	1	—	—	—	1	—	1	—	—	—	18
19 Maternal deaths	1	—	1	33.4	0	49.8	—	—	—	0	0	0	19
<b>CAUSE OF DEATH</b>													
20 Tuberculosis, all forms (001-019)	—	—	—	0	0	0	—	—	—	0	0	0	20
21 Syphilis and its sequelae (020-029)	1	—	1	6.3	0	12.5	—	—	—	0	0	0	21
22 Typhoid fever (040)	—	—	—	0	0	0	—	—	—	0	0	0	22
23 Dysentery, all forms (045-048)	—	—	—	0	0	0	—	—	—	0	0	0	23
24 Scarlet fever (050)	—	—	—	0	0	0	—	—	—	0	0	0	24
25 Streptococcal sore throat (051)	—	—	—	0	0	0	—	—	—	0	0	0	25
26 Diphtheria (055)	—	—	—	0	0	0	—	—	—	0	0	0	26
27 Whooping cough (056)	—	—	—	0	0	0	—	—	—	0	0	0	27
28 Meningococcal infections (057)	—	—	—	0	0	0	—	—	—	0	0	0	28
29 Acute poliomyelitis (080)	—	—	—	0	0	0	—	—	—	0	0	0	29
30 Acute infectious encephalitis (082)	—	—	—	0	0	0	—	—	—	0	0	0	30
31 Smallpox (084)	—	—	—	0	0	0	—	—	—	0	0	0	31
32 Measles (085)	—	—	—	0	0	0	—	—	—	0	0	0	32
33 Typhus and other rickettsial diseases (100-103, 105-108)	—	—	—	0	0	0	—	—	—	0	0	0	33
34 Rocky Mountain spotted fever (104)	—	—	—	0	0	0	—	—	—	0	0	0	34
35 Malaria (110-117)	—	—	—	0	0	0	—	—	—	0	0	0	35
36 All other diseases classified as infective and parasitic (030-039, 041-044, 049, 052-054, 059-074, 081, 083, 086-096, 120-138)	—	—	—	0	0	0	2	1	1	29.4	23.3	40.0	36
37 Malignant neoplasms, including neoplasms of lymphatic and haematopoietic tissues (140-205)	14	7	7	88.1	88.6	87.5	6	5	1	88.2	116.3	40.0	37
38 Benign and unspecified neoplasms (210-239)	1	—	1	6.3	0	12.5	—	—	—	0	0	0	38
39 Diabetes mellitus (260)	3	—	3	18.9	0	37.5	2	1	1	29.4	23.3	40.0	39
40 Pellagra (281)	—	—	—	0	0	0	—	—	—	0	0	0	40
41 Anemias (290-293)	1	—	1	6.3	0	12.5	—	—	—	0	0	0	41
42 Vascular lesions affecting central nervous system (330-334)	16	9	7	100.6	113.9	87.5	12	6	6	176.5	139.5	240.0	42
43 Nonmeningococcal meningitis (340)	1	1	—	6.3	12.7	0	—	—	—	0	0	0	43
44 Rheumatic fever (400-402)	—	—	—	0	0	0	—	—	—	0	0	0	44
45 Heart diseases (410-443)	79	47	28	471.7	594.9	350.0	15	9	6	220.6	209.3	240.0	45
46 Hypertension without mention of heart (444-447)	4	1	3	25.2	12.7	37.5	1	1	1	14.7	0	40.0	46
47 Influenza and pneumonia (480-483, 490-493)	1	1	—	56.6	12.7	100.0	3	1	2	44.1	23.3	80.0	47
48 Bronchitis (500-502)	—	—	—	0	0	0	—	—	—	0	0	0	48
49 Ulcer of stomach and duodenum (540, 541)	—	—	—	0	0	0	1	1	—	14.7	23.3	0	49
50 Appendicitis (550-553)	—	—	—	0	0	0	1	1	—	14.7	23.3	0	50
51 Intestinal obstruction and hernia (560, 561, 570)	—	—	—	0	0	0	1	1	—	14.7	23.3	0	51
52 Gastritis, duodenitis, enteritis and colitis (except diarrhea of the newborn) (543, 571, 572)	4	1	3	25.2	12.7	37.5	—	—	—	0	0	0	52
53 Cirrhosis of liver (581)	2	2	—	12.6	25.3	0	1	1	—	14.7	23.3	0	53
54 Nephritis and nephrosis (590-594)	4	4	—	25.2	50.6	0	—	—	—	0	0	0	54
55 Hyperplasia of prostate (610)	—	—	—	0	0	0	—	—	—	0	0	0	55
56 Complications of pregnancy, childbirth and the puerperium (640-652, 670-689)	1	—	1	6.3	0	12.5	—	—	—	0	0	0	56
57 Congenital malformations (750-759)	2	—	2	12.6	0	25.0	—	—	—	0	0	0	57
58 Birth injuries, postnatal asphyxia and atelectasis (760-762)	—	—	—	0	0	0	2	—	—	29.4	46.5	0	58
59 Infection of the newborn (763-768)	2	—	2	12.6	0	25.0	—	—	—	0	0	0	59
60 Other diseases peculiar to early infancy, and immaturity unqualified (769-776)	6	2	4	37.7	25.3	50.0	2	—	2	29.4	0	80.0	60
61 Senility, without mention of psychosis (794)	—	—	—	0	0	0	—	—	—	0	0	0	61
62 Ill-defined and unknown causes (780-793, 795)	—	—	—	0	0	0	1	1	—	14.7	23.3	0	62
63 Motor vehicle accidents (E810-E835)	—	—	—	6.3	0	12.5	3	2	1	44.1	46.5	40.0	63
64 All other accidents (E800-E802, E840-E962)	—	—	—	31.4	38.0	25.0	3	3	—	44.1	69.8	0	64
65 Suicide (E963, E970-E979)	—	—	—	6.3	12.7	0	—	—	—	0	0	0	65
66 Homicide (E964, E980-E985)	—	—	—	18.9	25.3	12.5	3	—	3	44.1	0	120.0	66
67 All other diseases (residual)	13	6	7	81.8	75.9	87.5	5	3	2	73.5	69.8	80.0	67

24 TABLE XIII VITAL STATISTICS, BY COUNTY, BY RACE, GEORGIA, 1967

ITEM	BULLOCH						BURKE						
	Number			Rate or Ratio *			Number			Rate or Ratio *			
	Total	White	Non-White	Total	White	Non-White	Total	White	Non-White	Total	White	Non-White	
1 Estimated population as of July 1	25,800	16,000	9,800				21,700	7,100	14,600				1
<b>LIVE BIRTHS</b>													
2 Total	497	262	235	19.3	16.4	24.0	437	107	330	20.1	15.1	22.6	2
3 Delivered in hospital	460	262	198	92.6%	100.0%	84.3%	375	106	269	85.8%	99.1%	81.5%	3
4 Delivered in home by physician	9	—	9	1.8%	0%	3.8%	2	—	2	0.5%	0%	0.6%	4
5 Delivered in home by midwife	28	—	28	5.6%	0%	11.9%	60	1	59	13.7%	0.9%	17.9%	5
6 Other deliveries	—	—	—	0%	0%	0%	—	—	—	0%	0%	0%	6
7 Immature births	44	21	23	88.5	80.2	97.9	68	14	54	155.6	130.8	163.6	7
8 Live births to unwed mothers	62	7	55	124.7	26.7	234.0	119	—	119	272.3	0	360.6	8
<b>FETAL DEATHS</b>													
9 Total	14	8	6	28.2	30.5	25.5	19	4	15	43.5	37.4	45.5	9
10 Under 20 weeks gestation	1	1	—	2.0	3.8	0	4	4	—	9.2	37.4	0	10
11 20-27 weeks gestation	4	2	2	8.0	7.6	8.5	7	—	7	16.0	0	21.2	11
12 28 weeks and more	9	5	4	18.1	19.1	17.0	7	—	7	16.0	0	21.2	12
13 Unknown length of gestation	—	—	—	0	0	0	1	—	1	2.3	0	3.0	13
<b>DEATHS</b>													
14 Total, all ages	237	148	89	918.6	925.0	908.2	208	75	133	958.5	1056.3	911.0	14
15 Under 1 year	19	9	10	38.2	34.4	42.6	26	7	19	59.5	65.4	57.6	15
16 Under 28 days	12	9	3	24.1	34.4	12.8	16	6	10	36.6	56.1	30.3	16
17 Deaths from immaturity	1	1	—	2.0	3.8	0	3	1	2	6.9	9.3	6.1	17
18 1-4 years * *	5	—	5	—	—	—	5	—	5	—	—	—	18
19 Maternal deaths	—	—	—	0	0	0	—	—	—	0	0	0	19
<b>CAUSE OF DEATH</b>													
20 Tuberculosis, all forms (001-019)	1	—	1	3.9	0	10.2	3	2	1	13.8	28.2	6.8	20
21 Syphilis and its sequelae (020-029)	—	—	—	0	0	0	—	—	—	0	0	0	21
22 Typhoid fever (040)	—	—	—	0	0	0	—	—	—	0	0	0	22
23 Dysentery, all forms (045-048)	—	—	—	0	0	0	—	—	—	0	0	0	23
24 Scarlet fever (050)	—	—	—	0	0	0	—	—	—	0	0	0	24
25 Streptococcal sore throat (051)	—	—	—	0	0	0	—	—	—	0	0	0	25
26 Diphtheria (055)	—	—	—	0	0	0	—	—	—	0	0	0	26
27 Whooping cough (056)	—	—	—	0	0	0	—	—	—	0	0	0	27
28 Meningococcal infections (057)	—	—	—	0	0	0	—	—	—	0	0	0	28
29 Acute poliomyelitis (080)	—	—	—	0	0	0	—	—	—	0	0	0	29
30 Acute infectious encephalitis (082)	—	—	—	0	0	0	—	—	—	0	0	0	30
31 Smallpox (084)	—	—	—	0	0	0	—	—	—	0	0	0	31
32 Measles (085)	—	—	—	0	0	0	—	—	—	0	0	0	32
33 Typhus and other rickettsial diseases (100-103, 105-108)	—	—	—	0	0	0	—	—	—	0	0	0	33
34 Rocky Mountain spotted fever (104)	—	—	—	0	0	0	—	—	—	0	0	0	34
35 Malaria (110-117)	—	—	—	0	0	0	—	—	—	0	0	0	35
36 All other diseases classified as infective and parasitic (030-039, 041-044, 049, 052-054, 059-074, 081, 083, 086-096, 120-138)	2	2	—	7.8	12.5	0	—	—	—	0	0	0	36
37 Malignant neoplasms, including neoplasms of lymphatic and haematopoietic tissues (140-205)	29	17	12	112.4	106.3	122.4	19	11	8	87.6	154.9	54.8	37
38 Benign and unspecified neoplasms (210-239)	1	1	—	3.9	6.3	0	—	—	—	0	0	0	38
39 Diabetes mellitus (260)	4	3	1	15.5	18.8	10.2	2	1	1	9.2	14.1	6.8	39
40 Pellagra (281)	—	—	—	0	0	0	—	—	—	0	0	0	40
41 Anemias (290-293)	1	—	1	3.9	0	10.2	—	—	—	0	0	0	41
42 Vascular lesions affecting central nervous system (330-334)	44	28	16	170.5	175.0	163.3	46	12	34	212.0	169.0	232.9	42
43 Nonmeningococcal meningitis (340)	1	—	1	3.9	0	10.2	—	—	—	0	0	0	43
44 Rheumatic fever (400-402)	—	—	—	0	0	0	—	—	—	0	0	0	44
45 Heart diseases (410-443)	57	41	16	220.9	256.3	163.3	59	23	36	271.9	323.9	246.6	45
46 Hypertension without mention of heart (444-447)	2	1	1	7.8	6.3	10.2	4	—	4	18.4	0	27.4	46
47 Influenza and pneumonia (480-483, 490-493)	11	3	8	42.6	18.8	81.6	13	4	9	59.9	56.3	61.6	47
48 Bronchitis (500-502)	—	—	—	0	0	0	—	—	—	0	0	0	48
49 Ulcer of stomach and duodenum (540, 541)	1	1	—	3.9	6.3	0	—	—	—	0	0	0	49
50 Appendicitis (550-553)	—	—	—	0	0	0	—	—	—	0	0	0	50
51 Intestinal obstruction and hernia (560, 561, 570)	1	1	—	3.9	6.3	0	1	1	—	4.6	14.1	0	51
52 Gastritis, duodenitis, enteritis and colitis (except diarrhea of the newborn) (543, 571, 572)	1	1	—	3.9	6.3	0	—	—	—	0	0	0	52
53 Cirrhosis of liver (581)	1	1	—	3.9	6.3	0	—	—	—	0	0	0	53
54 Nephritis and nephrosis (590-594)	2	1	1	7.8	6.3	10.2	3	1	2	13.8	14.1	13.7	54
55 Hyperplasia of prostate (610)	2	1	1	7.8	6.3	10.2	—	—	—	0	0	0	55
56 Complications of pregnancy, childbirth and the puerperium (640-652, 670-689)	—	—	—	0	0	0	—	—	—	0	0	0	56
57 Congenital malformations (750-759)	1	—	1	3.9	0	10.2	3	1	2	13.8	14.1	13.7	57
58 Birth injuries, postnatal asphyxia and atelectasis (760-762)	5	5	—	19.4	31.3	0	5	3	2	23.0	42.3	13.7	58
59 Infection of the newborn (763-768)	1	1	—	3.9	6.3	0	3	—	3	13.8	0	20.5	59
60 Other diseases peculiar to early infancy, and immaturity unqualified (769-776)	5	2	3	19.4	12.5	30.6	5	3	2	23.0	42.3	13.7	60
61 Senility, without mention of psychosis (794)	—	—	—	0	0	0	1	—	1	4.6	0	6.8	61
62 Ill-defined and unknown causes (780-793, 795)	19	7	12	73.6	43.8	122.4	2	—	2	9.2	0	13.7	62
63 Motor vehicle accidents (E810-E835)	6	3	3	23.3	18.8	30.6	11	4	7	50.7	56.3	47.9	63
64 All other accidents (E800-E802, E840-E962)	12	9	3	46.5	56.3	30.6	13	4	9	59.9	56.3	61.6	64
65 Suicide (E963, E970-E979)	3	3	—	11.6	18.8	0	—	—	—	0	0	0	65
66 Homicide (E964, E980-E985)	7	2	5	27.1	12.5	51.0	3	—	3	13.8	0	20.5	66
67 All other diseases (residual)	17	14	3	65.9	87.5	30.6	12	5	7	55.3	70.4	47.9	67

TABLE XIII VITAL STATISTICS, BY COUNTY, BY RACE, GEORGIA, 1967

ITEM	BUTTS						CALHOUN					
	Number			Rate or Ratio *			Number			Rate or Ratio *		
	Total	White	Non-White	Total	White	Non-White	Total	White	Non-White	Total	White	Non-White
1 Estimated population as of July 1	9,400	4,800	4,600				7,700	2,600	5,100			
<b>LIVE BIRTHS</b>												
2 Total	191	68	123	20.3	14.2	26.7	131	23	108	17.0	8.8	21.2
3 Delivered in hospital	149	68	81	78.0%	100.0%	65.9%	59	23	36	45.0%	100.0%	33.3%
4 Delivered in home by physician	3	-	3	1.6%	0%	2.4%	-	-	-	0%	0%	0%
5 Delivered in home by midwife	38	-	38	19.9%	0%	30.9%	72	-	72	55.0%	0%	66.7%
6 Other deliveries	1	-	1	0.5%	0%	0.8%	-	-	-	0%	0%	0%
7 Immature births	19	2	17	99.5	29.4	138.2	9	1	8	68.7	43.5	74.1
8 Live births to unwed mothers	37	4	33	193.7	58.8	268.3	26	1	25	198.5	43.5	231.5
<b>FETAL DEATHS</b>												
9 Total	2	1	1	10.5	14.7	8.1	2	-	2	15.3	0	18.5
10 Under 20 weeks gestation	-	-	-	0	0	0	-	-	-	0	0	0
11 20-27 weeks gestation	1	1	-	5.2	14.7	0	-	-	-	0	0	0
12 28 weeks and more	1	-	1	5.2	0	8.1	2	-	2	15.3	0	18.5
13 Unknown length of gestation	-	-	-	0	0	0	-	-	-	0	0	0
<b>DEATHS</b>												
14 Total, all ages	112	73	39	1191.5	1520.8	847.8	85	39	46	1103.9	1500.0	902.0
15 Under 1 year	3	1	2	15.7	14.7	16.3	2	1	1	15.3	43.5	9.3
16 Under 28 days	2	1	1	10.5	14.7	8.1	1	1	-	7.6	43.5	0
17 Deaths from immaturity	-	-	-	0	0	0	1	1	-	7.6	43.5	0
18 1-4 years **	-	-	-	-	-	-	1	-	1	-	-	-
19 Maternal deaths	-	-	-	0	0	0	-	-	-	0	0	0
<b>CAUSE OF DEATH</b>												
20 Tuberculosis, all forms (001-019)	-	-	-	0	0	0	2	-	2	26.0	0	39.2
21 Syphilis and its sequelae (020-029)	-	-	-	0	0	0	1	-	1	13.0	0	19.6
22 Typhoid fever (040)	-	-	-	0	0	0	-	-	-	0	0	0
23 Dysentery, all forms (045-048)	-	-	-	0	0	0	1	-	1	13.0	0	19.6
24 Scarlet fever (050)	-	-	-	0	0	0	-	-	-	0	0	0
25 Streptococcal sore throat (051)	-	-	-	0	0	0	-	-	-	0	0	0
26 Diphtheria (055)	-	-	-	0	0	0	-	-	-	0	0	0
27 Whooping cough (056)	-	-	-	0	0	0	-	-	-	0	0	0
28 Meningococcal infections (057)	-	-	-	0	0	0	-	-	-	0	0	0
29 Acute poliomyelitis (080)	-	-	-	0	0	0	-	-	-	0	0	0
30 Acute infectious encephalitis (082)	-	-	-	0	0	0	-	-	-	0	0	0
31 Smallpox (084)	-	-	-	0	0	0	-	-	-	0	0	0
32 Measles (085)	-	-	-	0	0	0	-	-	-	0	0	0
33 Typhus and other rickettsial diseases (100-103, 105-108)	-	-	-	0	0	0	-	-	-	0	0	0
34 Rocky Mountain spotted fever (104)	1	1	-	10.6	20.8	0	-	-	-	0	0	0
35 Malaria (110-117)	-	-	-	0	0	0	-	-	-	0	0	0
36 All other diseases classified as infective and parasitic (030-039, 041-044, 049, 052-054, 059-074, 081, 083, 086-096, 120-138)	-	-	-	0	0	0	1	-	1	13.0	0	19.6
37 Malignant neoplasms, including neoplasms of lymphatic and haematopoietic tissues (140-205)	7	4	3	74.5	83.3	65.2	13	8	5	168.8	307.7	98.0
38 Benign and unspecified neoplasms (210-239)	-	-	-	0	0	0	-	-	-	0	0	0
39 Diabetes mellitus (260)	1	-	1	10.6	0	21.7	-	-	-	0	0	0
40 Pellagra (281)	-	-	-	0	0	0	-	-	-	0	0	0
41 Anemias (290-293)	-	-	-	0	0	0	-	-	-	0	0	0
42 Vascular lesions affecting central nervous system (330-334)	17	10	7	180.9	208.3	152.2	17	9	8	220.8	346.2	156.9
43 Nonmeningococcal meningitis (340)	-	-	-	0	0	0	-	-	-	0	0	0
44 Rheumatic fever (400-402)	-	-	-	0	0	0	-	-	-	0	0	0
45 Heart diseases (410-443)	47	34	13	500.0	708.3	282.6	21	11	10	272.7	423.1	196.1
46 Hypertension without mention of heart (444-447)	1	-	1	10.6	0	21.7	3	1	2	39.0	38.5	39.2
47 Influenza and pneumonia (480-483, 490-493)	10	8	2	106.4	166.7	43.5	4	2	2	51.9	76.9	39.2
48 Bronchitis (500-502)	-	-	-	0	0	0	-	-	-	0	0	0
49 Ulcer of stomach and duodenum (540, 541)	1	1	-	10.6	20.8	0	1	1	-	13.0	38.5	0
50 Appendicitis (550-553)	-	-	-	0	0	0	-	-	-	0	0	0
51 Intestinal obstruction and hernia (560, 561, 570)	1	1	-	10.6	20.8	0	1	-	1	13.0	0	19.6
52 Gastritis, duodenitis, enteritis and colitis (except diarrhea of the newborn) (543, 571, 572)	1	-	1	10.6	0	21.7	-	-	-	0	0	0
53 Cirrhosis of liver (581)	-	-	-	0	0	0	-	-	-	0	0	0
54 Nephritis and nephrosis (590-594)	1	-	1	10.6	0	21.7	1	-	1	13.0	0	19.6
55 Hyperplasia of prostate (610)	-	-	-	0	0	0	-	-	-	0	0	0
56 Complications of pregnancy, childbirth and the puerperium (640-652, 670-689)	-	-	-	0	0	0	-	-	-	0	0	0
57 Congenital malformations (750-759)	-	-	-	0	0	0	-	-	-	0	0	0
58 Birth injuries, postnatal asphyxia and tetelactosis (760-762)	-	-	-	0	0	0	-	-	-	0	0	0
59 Infection of the newborn (763-768)	1	1	-	10.6	20.8	0	-	-	-	0	0	0
60 Other diseases peculiar to early infancy, and immaturity unqualified (769-776)	1	-	1	10.6	0	21.7	1	1	-	13.0	38.5	0
61 Senility, without mention of psychosis (794)	-	-	-	0	0	0	-	-	-	0	0	0
62 Ill-defined and unknown causes (780-793, 795)	-	-	-	0	0	0	-	-	-	0	0	0
63 Motor vehicle accidents (E810-E835)	5	4	1	53.2	83.3	21.7	5	2	3	64.9	76.9	58.8
64 All other accidents (E800-E802, E840-E962)	7	5	2	74.5	104.2	43.5	-	-	-	0	0	0
65 Suicide (E963, E970-E979)	-	-	-	0	0	0	1	1	-	13.0	38.5	0
66 Homicide (E964, E980-E985)	2	-	2	21.3	0	43.5	2	-	2	26.0	0	39.2
67 All other diseases (residual)	8	4	4	85.1	83.3	87.0	10	3	7	129.9	115.4	137.3

26 TABLE XIII VITAL STATISTICS, BY COUNTY, BY RACE, GEORGIA, 1967

ITEM	CAMDEN						CANDLER					
	Number			Rate or Ratio *			Number			Rate or Ratio *		
	Total	White	Non-White	Total	White	Non-White	Total	White	Non-White	Total	White	Non-White
1 Estimated population as of July 1	10,900	6,600	4,300				6,900	4,400	2,500			
<b>LIVE BIRTHS</b>												
2 Total	197	102	95	18.1	15.5	22.1	100	61	39	14.5	13.9	15.6
3 Delivered in hospital	179	102	77	90.9%	100.0%	81.1%	99	61	38	99.0%	100.0%	97.4%
4 Delivered in home by physician				0%	0%	0%				0%	0%	0%
5 Delivered in home by midwife	18		18	9.1%	0%	18.9%	1		1	1.0%	0%	2.6%
6 Other deliveries				0%	0%	0%				0%	0%	0%
7 Immature births	7		7	35.5	0	73.7	11	8	3	110.0	131.1	76.9
8 Live births to unwed mothers	21	2	19	106.6	19.6	200.0	12	1	11	120.0	16.4	282.1
<b>FETAL DEATHS</b>												
9 Total	5		5	25.4	0	52.6	4	4		40.0	65.6	0
10 Under 20 weeks gestation	1		1	5.1	0	10.5				0	0	0
11 20-27 weeks gestation	2		2	10.2	0	21.1				0	0	0
12 28 weeks and more	2		2	10.2	0	21.1	4	4		40.0	65.6	0
13 Unknown length of gestation				0	0	0				0	0	0
<b>DEATHS</b>												
14 Total, all ages	90	45	45	825.7	681.8	1046.5	75	54	21	1087.0	227.3	840.0
15 Under 1 year	9	4	5	45.7	39.2	52.6	1		1	10.0	0	25.6
16 Under 28 days	4	1	3	20.3	9.8	31.6	1		1	10.0	0	25.6
17 Deaths from immaturity	1		1	5.1	0	10.5				0	0	0
18 1-4 years **	3	1	2				1		1			
19 Maternal deaths				0	0	0				0	0	0
<b>CAUSE OF DEATH</b>												
20 Tuberculosis, all forms (001-019)				0	0	0	1		1	14.5	0	40.0
21 Syphilis and its sequelae (020-029)				0	0	0				0	0	0
22 Typhoid fever (040)				0	0	0				0	0	0
23 Dysentery, all forms (045-048)				0	0	0				0	0	0
24 Scarlet fever (050)				0	0	0				0	0	0
25 Streptococcal sore throat (051)				0	0	0				0	0	0
26 Diphtheria (055)				0	0	0				0	0	0
27 Whooping cough (056)				0	0	0				0	0	0
28 Meningococcal infections (057)				0	0	0				0	0	0
29 Acute poliomyelitis (080)				0	0	0				0	0	0
30 Acute infectious encephalitis (082)				0	0	0				0	0	0
31 Smallpox (084)				0	0	0				0	0	0
32 Measles (085)				0	0	0				0	0	0
33 Typhus and other rickettsial diseases (100-103, 105-108)				0	0	0				0	0	0
34 Rocky Mountain spotted fever (104)				0	0	0				0	0	0
35 Malaria (110-117)				0	0	0				0	0	0
36 All other diseases classified as infective and parasitic (030-039, 041-044, 049, 052-054, 059-074, 081, 083, 086-096, 120-138)				0	0	0	1	1		14.5	22.7	0
37 Malignant neoplasms, including neoplasms of lymphatic and haematopoietic tissues (140-205)	13	11	2	119.3	166.7	46.5	7	5	2	101.4	113.6	80.0
38 Benign and unspecified neoplasms (210-239)				0	0	0				0	0	0
39 Diabetes mellitus (260)	3	1	2	27.5	15.2	46.5	1	1		14.5	22.7	0
40 Pellagra (281)				0	0	0				0	0	0
41 Anemias (290-293)	2		2	18.3	0	46.5				0	0	0
42 Vascular lesions affecting central nervous system (330-334)	14	10	4	128.4	151.5	93.0	13	7	6	188.4	159.1	240.0
43 Nonmeningococcal meningitis (340)				0	0	0				0	0	0
44 Rheumatic fever (400-402)				0	0	0				0	0	0
45 Heart diseases (410-443)	24	12	14	238.5	181.8	325.6	19	15	4	275.4	340.9	160.0
46 Hypertension without mention of heart (444-447)	1		1	9.2	0	23.3				0	0	0
47 Influenza and pneumonia (480-483, 490-493)	5	1	4	45.9	15.2	93.0	3	3		43.5	68.2	0
48 Bronchitis (500-502)				0	0	0				0	0	0
49 Ulcer of stomach and duodenum (540, 541)				0	0	0				0	0	0
50 Appendicitis (550-553)				0	0	0				0	0	0
51 Intestinal obstruction and hernia (560, 561, 570)	1		1	9.2	0	23.3				0	0	0
52 Gastritis, duodenitis, enteritis and colitis (except diarrhea of the newborn) (543, 571, 572)				0	0	0				0	0	0
53 Cirrhosis of liver (581)				0	0	0				0	0	0
54 Nephritis and nephrosis (590-594)	1		1	9.2	0	23.3	1		1	14.5	0	40.0
55 Hyperplasia of prostate (610)				0	0	0				0	0	0
56 Complications of pregnancy, childbirth and the puerperium (640-652, 670-689)				0	0	0				0	0	0
57 Congenital malformations (750-759)				0	0	0				0	0	0
58 Birth injuries, postnatal asphyxia and atelectasis (760-762)	2	1	1	18.3	15.2	23.3	1		1	14.5	0	40.0
59 Infection of the newborn (763-768)				0	0	0				0	0	0
60 Other diseases peculiar to early infancy, and immaturity unqualified (769-776)	1		1	9.2	0	23.3				0	0	0
61 Senility, without mention of psychosis (794)				0	0	0				0	0	0
62 Ill-defined and unknown causes (780-793, 795)	2	1	1	18.3	15.2	23.3				0	0	0
63 Motor vehicle accidents (E810-E835)	3	1	2	27.5	15.2	46.5	6	5	1	87.0	113.6	40.0
64 All other accidents (E800-E802, E840-E962)	6	4	2	55.0	60.6	46.5	7	5	2	101.4	113.6	80.0
65 Suicide (E963, E970-E979)				0	0	0	2	2		29.0	45.5	0
66 Homicide (E964, E980-E985)	2	1	1	18.3	15.2	23.3	1		1	14.5	0	40.0
67 All other diseases (residual)	8	2	6	73.4	30.3	139.5	12	10	2	173.9	227.3	80.0



TABLE XIII VITAL STATISTICS, BY COUNTY, BY RACE, GEORGIA, 1967

ITEM	CARROLL						CATOOSA						
	Number			Rate or Ratio *			Number			Rate or Ratio *			
	Total	White	Non-White	Total	White	Non-White	Total	White	Non-White	Total	White	Non-White	
1 Estimated population as of July 1	41,200	33,200	8,000				23,000	22,700	300				1
<b>LIVE BIRTHS</b>													
2 Total	829	600	229	20.1	18.1	28.6	453	444	9	19.7	19.6	30.0	2
3 Delivered in hospital	810	600	210	97.7	100.0	91.7	453	444	9	100.0	100.0	100.0	3
4 Delivered in home by physician	8	—	8	1.0	0	3.5	—	—	—	0	0	0	4
5 Delivered in home by midwife	11	—	11	1.3	0	4.8	—	—	—	0	0	0	5
6 Other deliveries	—	—	—	0	0	0	—	—	—	0	0	0	6
7 Immature births	73	44	29	88.1	73.3	126.6	29	28	1	64.0	63.1	111.1	7
8 Live births to unwed mothers	55	6	49	66.3	10.0	214.0	12	9	3	26.5	20.3	333.3	8
<b>FETAL DEATHS</b>													
9 Total	34	28	6	41.0	46.7	26.2	9	9	—	19.9	20.3	0	9
10 Under 20 weeks gestation	23	18	5	27.7	30.0	21.8	3	3	—	6.6	6.8	0	10
11 20-27 weeks gestation	6	6	—	7.2	10.0	0	2	2	—	4.4	4.5	0	11
12 28 weeks and more	4	4	—	4.8	6.7	0	4	4	—	8.8	9.0	0	12
13 Unknown length of gestation	1	—	1	1.2	0	4.4	—	—	—	0	0	0	13
<b>DEATHS</b>													
14 Total, all ages	400	319	81	970.9	960.8	1012.5	158	157	1	687.0	691.6	333.3	14
15 Under 1 year	17	13	4	20.5	21.7	17.5	11	10	1	24.3	22.5	111.1	15
16 Under 28 days	12	10	2	14.5	16.7	8.7	10	9	1	22.1	20.3	111.1	16
17 Deaths from immaturity	2	2	—	2.4	3.3	0	4	3	1	8.8	6.8	111.1	17
18 1-4 years **	5	3	2	—	—	—	5	5	—	—	—	—	18
19 Maternal deaths	2	1	1	24.1	16.7	43.7	—	—	—	0	0	0	19
<b>CAUSE OF DEATH</b>													
20 Tuberculosis, all forms (001-019)	1	1	—	2.4	3.0	0	—	—	—	0	0	0	20
21 Syphilis and its sequelae (020-029)	—	—	—	0	0	0	—	—	—	0	0	0	21
22 Typhoid fever (040)	1	1	—	2.4	3.0	0	—	—	—	0	0	0	22
23 Dysentery, all forms (045-048)	—	—	—	0	0	0	—	—	—	0	0	0	23
24 Scarlet fever (050)	—	—	—	0	0	0	—	—	—	0	0	0	24
25 Streptococcal sore throat (051)	—	—	—	0	0	0	—	—	—	0	0	0	25
26 Diphtheria (055)	—	—	—	0	0	0	—	—	—	0	0	0	26
27 Whooping cough (056)	—	—	—	0	0	0	—	—	—	0	0	0	27
28 Meningococcal infections (057)	—	—	—	0	0	0	—	—	—	0	0	0	28
29 Acute poliomyelitis (080)	—	—	—	0	0	0	—	—	—	0	0	0	29
30 Acute infectious encephalitis (082)	—	—	—	0	0	0	—	—	—	0	0	0	30
31 Smallpox (084)	—	—	—	0	0	0	—	—	—	0	0	0	31
32 Measles (085)	—	—	—	0	0	0	—	—	—	0	0	0	32
33 Typhus and other rickettsial diseases (100-103, 105-108)	—	—	—	0	0	0	—	—	—	0	0	0	33
34 Rocky Mountain spotted fever (104)	—	—	—	0	0	0	—	—	—	0	0	0	34
35 Malaria (110-117)	—	—	—	0	0	0	—	—	—	0	0	0	35
36 All other diseases classified as infective and parasitic (030-039, 041-044, 049, 052-054, 059-074, 081, 083, 086-096, 120-138)	2	1	1	4.9	3.0	12.5	1	1	—	4.3	4.4	0	36
37 Malignant neoplasms, including neoplasms of lymphatic and haematopoietic tissues (140-205)	61	51	10	148.1	153.6	125.0	21	21	—	91.3	92.5	0	37
38 Benign and unspecified neoplasms (210-239)	—	—	—	0	0	0	1	1	—	4.3	4.4	0	38
39 Diabetes mellitus (260)	4	2	2	9.7	6.0	25.0	1	1	—	4.3	4.4	0	39
40 Pellagra (281)	—	—	—	0	0	0	—	—	—	0	0	0	40
41 Anemias (290-293)	1	—	1	2.4	0	12.5	—	—	—	0	0	0	41
42 Vascular lesions affecting central nervous system (330-334)	49	35	14	118.9	105.4	175.0	36	36	—	156.5	158.6	0	42
43 Nonmeningococcal meningitis (340)	—	—	—	0	0	0	—	—	—	0	0	0	43
44 Rheumatic fever (400-402)	—	—	—	0	0	0	—	—	—	0	0	0	44
45 Heart diseases (410-443)	150	128	22	364.1	385.5	275.0	42	42	—	182.6	185.0	0	45
46 Hypertension without mention of heart (444-447)	2	1	1	2.4	3.0	0	2	2	—	8.7	8.8	0	46
47 Influenza and pneumonia (480-483, 490-493)	16	13	3	38.8	39.2	37.5	5	5	—	21.7	22.0	0	47
48 Bronchitis (500-502)	—	—	—	0	0	0	—	—	—	0	0	0	48
49 Ulcer of stomach and duodenum (540, 541)	4	4	—	9.7	12.0	0	1	1	—	4.3	4.4	0	49
50 Appendicitis (550-553)	—	—	—	0	0	0	—	—	—	0	0	0	50
51 Intestinal obstruction and hernia (560, 561, 570)	3	2	1	7.3	6.0	12.5	—	—	—	0	0	0	51
52 Gastritis, duodenitis, enteritis and colitis (except diarrhea of the newborn) (543, 571, 572)	3	2	1	7.3	6.0	12.5	—	—	—	0	0	0	52
53 Cirrhosis of liver (581)	1	1	—	2.4	3.0	0	1	1	—	4.3	4.4	0	53
54 Nephritis and nephrosis (590-594)	3	1	2	7.3	3.0	25.0	—	—	—	0	0	0	54
55 Hyperplasia of prostate (610)	1	—	1	2.4	0	12.5	—	—	—	0	0	0	55
56 Complications of pregnancy, childbirth and the puerperium (640-652, 670-689)	2	1	1	4.9	3.0	12.5	—	—	—	0	0	0	56
57 Congenital malformations (750-759)	5	5	—	12.1	15.1	0	5	5	—	21.7	22.0	0	57
58 Birth injuries, postnatal asphyxia and atelectasis (760-762)	2	2	—	4.9	6.0	0	3	3	—	13.0	13.2	0	58
59 Infection of the newborn (763-768)	2	2	—	4.9	6.0	0	—	—	—	0	0	0	59
60 Other diseases peculiar to early infancy, and immaturity unqualified (769-776)	5	3	2	12.1	9.0	25.0	4	3	1	17.4	13.2	333.3	60
61 Senility, without mention of psychosis (794)	9	9	—	21.8	27.1	0	—	—	—	0	0	0	61
62 Ill-defined and unknown causes (780-793, 795)	1	1	—	2.4	3.0	0	2	2	—	8.7	8.8	0	62
63 Motor vehicle accidents (E810-E835)	22	17	5	53.4	51.2	62.5	10	10	—	43.5	44.1	0	63
64 All other accidents (E800-E802, E840-E942)	9	4	5	21.8	12.0	62.5	5	5	—	21.7	22.0	0	64
65 Suicide (E963, E970-E979)	2	2	—	4.9	6.0	0	2	2	—	8.7	8.8	0	65
66 Homicide (E964, E980-E985)	2	3	1	9.7	9.0	12.5	2	2	—	8.7	8.8	0	66
67 All other diseases (residual)	36	27	9	87.4	81.3	112.5	14	14	—	60.9	61.7	0	67

28 TABLE XIII VITAL STATISTICS, BY COUNTY, BY RACE, GEORGIA, 1967

ITEM	CHARLTON						CHATHAM					
	Number			Rate or Ratio *			Number			Rate or Ratio *		
	Total	White	Non-White	Total	White	Non-White	Total	White	Non-White	Total	White	Non-White
1 Estimated population as of July 1	5,900	4,000	1,900				176,700	105,000	71,700			
<b>LIVE BIRTHS</b>												
2 Total	129	64	65	21.9	16.0	34.2	3,502	1,967	1,535	19.8	18.7	21.4
3 Delivered in hospital	95	63	32	73.6%	98.4%	49.2%	3,480	1,966	1,514	99.4%	99.9%	98.6%
4 Delivered in home by physician	1	—	1	0.8%	0%	1.5%	22	1	21	0.6%	0.1%	1.4%
5 Delivered in home by midwife	32	—	32	24.8%	0%	49.2%	—	—	—	0%	0%	0%
6 Other deliveries	1	1	—	0.8%	1.6%	0%	—	—	—	0%	0%	0%
7 Immature births	13	5	8	100.8	78.1	123.1	329	113	216	93.9	57.4	140.7
8 Live births to unwed mothers	14	3	11	108.5	46.9	169.2	644 1/	168	476	183.9	85.4	310.1
<b>FETAL DEATHS</b>												
9 Total	2	1	1	15.5	15.6	15.4	214	145	69	61.1	73.7	45.0
10 Under 20 weeks gestation	—	—	—	0	0	0	130	105	25	37.1	53.4	16.3
11 20-27 weeks gestation	—	—	—	0	0	0	22	12	10	6.3	6.1	6.5
12 28 weeks and more	2	1	1	15.5	15.6	15.4	59	26	33	16.8	13.2	21.5
13 Unknown length of gestation	—	—	—	0	0	0	3	2	1	0.9	1.0	0.7
<b>DEATHS</b>												
14 Total, all ages	53	34	19	898.3	850.0	1000.0	1,839	1,060	779	1040.7	1009.5	1086.5
15 Under 1 year	3	—	3	23.3	0	46.2	87	36	51	24.8	18.3	33.2
16 Under 28 days	2	—	2	15.5	0	30.8	61	33	28	17.4	16.8	18.2
17 Deaths from immaturity	—	—	—	0	0	0	8	3	5	2.3	1.5	3.3
18 1-4 years **	1	—	1	—	—	—	12	3	9	—	—	—
19 Maternal deaths	—	—	—	0	0	0	2	1	1	5.7	5.1	6.5
<b>CAUSE OF DEATH</b>												
20 Tuberculosis, all forms (001-019)	—	—	—	0	0	0	6	1	5	3.4	1.0	7.0
21 Syphilis and its sequelae (020-029)	—	—	—	0	0	0	4	1	3	2.3	1.0	4.2
22 Typhoid fever (040)	—	—	—	0	0	0	—	—	—	0	0	0
23 Dysentery, all forms (045-048)	—	—	—	0	0	0	—	—	—	0	0	0
24 Scarlet fever (050)	—	—	—	0	0	0	—	—	—	0	0	0
25 Streptococcal sore throat (051)	—	—	—	0	0	0	—	—	—	0	0	0
26 Diphtheria (055)	—	—	—	0	0	0	—	—	—	0	0	0
27 Whooping cough (056)	—	—	—	0	0	0	—	—	—	0	0	0
28 Meningococcal infections (057)	—	—	—	0	0	0	1	1	—	0.6	1.0	0
29 Acute poliomyelitis (080)	—	—	—	0	0	0	—	—	—	0	0	0
30 Acute infectious encephalitis (082)	—	—	—	0	0	0	—	—	—	0	0	0
31 Smallpox (084)	—	—	—	0	0	0	—	—	—	0	0	0
32 Measles (085)	—	—	—	0	0	0	—	—	—	0	0	0
33 Typhus and other rickettsial diseases (100-103, 105-108)	—	—	—	0	0	0	—	—	—	0	0	0
34 Rocky Mountain spotted fever (104)	—	—	—	0	0	0	—	—	—	0	0	0
35 Malaria (110-117)	—	—	—	0	0	0	—	—	—	0	0	0
36 All other diseases classified as infective and parasitic (030-039, 041-044, 049, 052-054, 059-074, 081, 083, 086-096, 120-138)	—	—	—	0	0	0	11	5	6	6.2	4.8	8.4
37 Malignant neoplasms, including neoplasms of lymphatic and haematopoietic tissues (140-205)	11	7	4	186.4	175.0	210.5	294	172	122	166.4	163.8	170.2
38 Benign and unspecified neoplasms (210-239)	—	—	—	0	0	0	5	2	3	2.8	1.9	4.2
39 Diabetes mellitus (260)	2	1	1	33.9	25.0	52.6	33	17	16	18.7	16.2	22.3
40 Pellagra (281)	—	—	—	0	0	0	—	—	—	0	0	0
41 Anemias (290-293)	—	—	—	0	0	0	1	—	1	0.6	0	1.4
42 Vascular lesions affecting central nervous system (330-334)	8	6	2	135.6	150.0	105.3	283	138	145	160.2	131.4	202.2
43 Nonmeningococcal meningitis (340)	—	—	—	0	0	0	1	—	1	0.6	0	1.4
44 Rheumatic fever (400-402)	—	—	—	0	0	0	1	—	1	0.6	0	1.4
45 Heart diseases (410-443)	15	10	5	254.2	250.0	263.2	643	429	214	363.9	408.6	298.5
46 Hypertension without mention of heart (444-447)	—	—	—	0	0	0	8	—	8	4.5	0	11.2
47 Influenza and pneumonia (480-483, 490-493)	2	2	—	33.9	50.0	0	55	21	34	31.1	20.0	47.4
48 Bronchitis (500-502)	—	—	—	0	0	0	5	4	1	2.8	3.8	1.4
49 Ulcer of stomach and duodenum (540, 541)	1	1	—	16.9	25.0	0	8	6	2	4.5	5.7	2.8
50 Appendicitis (550-553)	—	—	—	0	0	0	1	—	1	0.6	0	1.4
51 Intestinal obstruction and hernia (560, 561, 570)	1	1	—	16.9	25.0	0	11	5	6	6.2	4.8	8.4
52 Gastritis, duodenitis, enteritis and colitis (except diarrhea of the newborn) (543, 571, 572)	—	—	—	0	0	0	5	2	3	2.8	1.9	4.2
53 Cirrhosis of liver (581)	—	—	—	0	0	0	20	15	5	11.3	14.3	7.0
54 Nephritis and nephrosis (590-594)	—	—	—	0	0	0	21	8	13	11.9	7.6	18.1
55 Hyperplasia of prostate (610)	—	—	—	0	0	0	2	2	—	1.1	1.9	0
56 Complications of pregnancy, childbirth and the puerperium (640-652, 670-689)	—	—	—	0	0	0	2	1	1	1.1	1.0	1.4
57 Congenital malformations (750-759)	—	—	—	0	0	0	21	16	5	11.9	15.2	7.0
58 Birth injuries, postnatal asphyxia and atelectasis (760-762)	—	—	—	0	0	0	22	10	12	12.5	9.5	16.7
59 Infection of the newborn (763-768)	—	—	—	0	0	0	1	—	1	0.6	0	1.4
60 Other diseases peculiar to early infancy, and immaturity unqualified (769-776)	2	—	2	33.9	0	105.3	22	10	12	12.5	9.5	16.7
61 Senility, without mention of psychosis (794)	—	—	—	0	0	0	5	4	1	2.8	3.8	1.4
62 Ill-defined and unknown causes (780-793, 795)	—	—	—	0	0	0	4	2	2	2.3	1.9	2.8
63 Motor vehicle accidents (E810-E835)	3	3	—	50.8	75.0	0	68	42	26	38.5	40.0	36.3
64 All other accidents (E800-E802, E840-E962)	3	—	3	50.8	0	157.9	48	26	22	27.2	24.8	30.7
65 Suicide (E963, E970-E979)	—	—	—	0	0	0	16	15	1	9.1	14.3	1.4
66 Homicide (E964, E980-E985)	—	—	—	0	0	0	24	6	18	13.6	5.7	25.1
67 All other diseases (residual)	5	3	2	84.7	75.0	105.3	187	99	88	105.8	94.3	122.7

1/ Includes live births to residents of Florence Crittenton Home.

TABLE XIII VITAL STATISTICS, BY COUNTY, BY RACE, GEORGIA, 1967

ITEM	CHATTAHOOCHEE						CHATTOGGA						
	Number			Rate or Ratio *			Number			Rate or Ratio *			
	Total	White	Non-White	Total	White	Non-White	Total	White	Non-White	Total	White	Non-White	
1 Estimated population as of July 1	1,500	800	700				21,200	19,200	2,000				1
<b>LIVE BIRTHS</b>													
2 Total	82	55	27	54.7	68.8	38.6	380	326	54	17.9	17.0	27.0	2
3 Delivered in hospital	72	54	18	87.8%	98.2%	66.7%	379	325	54	99.7%	99.7%	100.0%	3
4 Delivered in home by physician	7	1	6	8.5%	1.8%	22.2%	1	1	-	0.3%	0.3%	0%	4
5 Delivered in home by midwife	3	-	3	3.7%	0%	11.1%	-	-	-	0%	0%	0%	5
6 Other deliveries	-	-	-	0%	0%	0%	-	-	-	0%	0%	0%	6
7 Immature births	6	3	3	73.2	54.5	111.1	28	21	7	73.7	64.4	129.6	7
8 Live births to unwed mothers	8	1	7	97.6	18.2	259.3	22	7	15	57.9	21.5	277.8	8
<b>FETAL DEATHS</b>													
9 Total	3	1	2	36.6	18.2	74.1	7	7	-	18.4	21.5	0	9
10 Under 20 weeks gestation	-	-	-	0	0	0	1	1	-	2.6	3.1	0	10
11 20-27 weeks gestation	-	-	-	0	0	0	3	3	-	7.9	9.2	0	11
12 28 weeks and more	2	1	1	24.4	18.2	37.0	3	3	-	7.9	9.2	0	12
13 Unknown length of gestation	1	-	1	12.2	0	37.0	-	-	-	0	0	0	13
<b>DEATHS</b>													
14 Total, all ages	19	6	13	1266.7	750.0	1857.1	210	189	21	990.6	984.4	1050.0	14
15 Under 1 year	2	2	-	24.4	36.4	0	9	5	4	23.7	15.3	74.1	15
16 Under 28 days	-	-	-	0	0	0	5	3	2	13.2	9.2	37.0	16
17 Deaths from immaturity	-	-	-	0	0	0	-	-	-	0	0	0	17
18 1-4 years **	-	-	-	0	0	0	3	2	1	-	-	-	18
19 Maternal deaths	-	-	-	0	0	0	-	-	-	0	0	0	19
<b>CAUSE OF DEATH</b>													
20 Tuberculosis, all forms (001-019)	-	-	-	0	0	0	3	3	-	14.2	15.6	0	20
21 Syphilis and its sequelae (020-029)	-	-	-	0	0	0	1	-	1	4.7	0	50.0	21
22 Typhoid fever (040)	-	-	-	0	0	0	-	-	-	0	0	0	22
23 Dysentery, all forms (045-048)	-	-	-	0	0	0	-	-	-	0	0	0	23
24 Scarlet fever (050)	-	-	-	0	0	0	-	-	-	0	0	0	24
25 Streptococcal sore throat (051)	-	-	-	0	0	0	-	-	-	0	0	0	25
26 Diphtheria (055)	-	-	-	0	0	0	-	-	-	0	0	0	26
27 Whooping cough (056)	-	-	-	0	0	0	-	-	-	0	0	0	27
28 Meningococcal infections (057)	-	-	-	0	0	0	1	1	-	4.7	5.2	0	28
29 Acute poliomyelitis (080)	-	-	-	0	0	0	-	-	-	0	0	0	29
30 Acute infectious encephalitis (082)	-	-	-	0	0	0	-	-	-	0	0	0	30
31 Smallpox (084)	-	-	-	0	0	0	-	-	-	0	0	0	31
32 Measles (085)	-	-	-	0	0	0	-	-	-	0	0	0	32
33 Typhus and other rickettsial diseases (100-103, 105-108)	-	-	-	0	0	0	-	-	-	0	0	0	33
34 Rocky Mountain spotted fever (104)	-	-	-	0	0	0	-	-	-	0	0	0	34
35 Malaria (110-117)	-	-	-	0	0	0	-	-	-	0	0	0	35
36 All other diseases classified as infective and parasitic (030-039, 041-044, 049, 052-054, 059-074, 081, 083, 086-096, 120-138)	-	-	-	0	0	0	1	1	-	4.7	5.2	0	36
37 Malignant neoplasms, including neoplasms of lymphatic and haematopoietic tissues (140-205)	3	-	3	200.0	0	428.6	27	25	2	127.4	130.2	100.0	37
38 Benign and unspecified neoplasms (210-239)	-	-	-	0	0	0	1	-	1	4.7	0	50.0	38
39 Diabetes mellitus (260)	-	-	-	0	0	0	5	4	1	23.6	20.8	50.0	39
40 Pellagra (281)	-	-	-	0	0	0	-	-	-	0	0	0	40
41 Anemias (290-293)	-	-	-	0	0	0	-	-	-	0	0	0	41
42 Vascular lesions affecting central nervous system (330-334)	2	-	2	133.3	0	285.7	32	28	4	150.9	145.8	200.0	42
43 Nonmeningococcal meningitis (340)	-	-	-	0	0	0	-	-	-	0	0	0	43
44 Rheumatic fever (400-402)	-	-	-	0	0	0	-	-	-	0	0	0	44
45 Heart diseases (410-443)	9	4	5	600.0	500.0	714.3	72	67	5	339.6	349.0	250.0	45
46 Hypertension without mention of heart (444-447)	-	-	-	1	66.7	0	2	2	-	9.4	10.4	0	46
47 Influenza and pneumonia (480-483, 490-493)	1	1	-	66.7	125.0	0	11	11	-	51.9	57.3	0	47
48 Bronchitis (500-502)	-	-	-	0	0	0	1	1	-	4.7	5.2	0	48
49 Ulcer of stomach and duodenum (540, 541)	-	-	-	0	0	0	-	-	-	0	0	0	49
50 Appendicitis (550-553)	-	-	-	0	0	0	-	-	-	0	0	0	50
51 Intestinal obstruction and hernia (560, 561, 570)	-	-	-	0	0	0	1	1	-	4.7	5.2	0	51
52 Gastritis, duodenitis, enteritis and colitis (except diarrhea of the newborn) (543, 571, 572)	-	-	-	0	0	0	1	1	-	4.7	5.2	0	52
53 Cirrhosis of liver (581)	-	-	-	0	0	0	-	-	-	0	0	0	53
54 Nephritis and nephrosis (590-594)	1	1	-	66.7	0	142.9	2	2	-	9.4	10.4	0	54
55 Hyperplasia of prostate (610)	-	-	-	0	0	0	-	-	-	0	0	0	55
56 Complications of pregnancy, childbirth and the puerperium (640-652, 670-689)	-	-	-	0	0	0	-	-	-	0	0	0	56
57 Congenital malformations (750-759)	-	-	-	0	0	0	3	2	1	14.2	10.4	50.0	57
58 Birth injuries, postnatal asphyxia and atelectasis (760-762)	-	-	-	0	0	0	1	1	-	4.7	5.2	0	58
59 Infection of the newborn (763-768)	-	-	-	0	0	0	-	-	-	0	0	0	59
60 Other diseases peculiar to early infancy, and immaturity unqualified (769-776)	-	-	-	0	0	0	1	-	1	4.7	0	50.0	60
61 Senility, without mention of psychosis (794)	-	-	-	0	0	0	-	-	-	0	0	0	61
62 Ill-defined and unknown causes (780-793, 795)	-	-	-	0	0	0	-	-	-	0	0	0	62
63 Motor vehicle accidents (E810-E835)	-	-	-	0	0	0	10	7	3	47.2	36.5	150.0	63
64 All other accidents (E800-E802, E840-E962)	-	-	-	0	0	0	1	1	-	4.7	5.2	0	64
65 Suicide (E963, E970-E979)	-	-	-	0	0	0	2	2	-	9.4	10.4	0	65
66 Homicide (E964, E980-E985)	1	-	1	66.7	0	142.9	5	5	-	23.6	26.0	0	66
67 All other diseases (residual)	1	1	-	66.7	125.0	0	26	24	2	122.6	125.0	100.0	67

30 TABLE XIII VITAL STATISTICS, BY COUNTY, BY RACE, GEORGIA, 1967

ITEM	CHEROKEE						CLARKE					
	Number			Rate or Ratio *			Number			Rate or Ratio *		
	Total	White	Non-White	Total	White	Non-White	Total	White	Non-White	Total	White	Non-White
1 Estimated population as of July 1	24,800	23,800	1,000				47,900	35,200	12,700			
<b>LIVE BIRTHS</b>												
2 Total	537	511	26	21.7	21.5	26.0	1,142	842	300	23.8	23.9	23.6
3 Delivered in hospital	537	511	26	100.0%	100.0%	100.0%	1,139	841	298	99.7%	99.9%	99.3%
4 Delivered in home by physician				0%	0%	0%	3	1	2	0.3%	0.1%	0.7%
5 Delivered in home by midwife				0%	0%	0%				0%	0%	0%
6 Other deliveries				0%	0%	0%				0%	0%	0%
7 Immature births	28	27	1	52.1	52.8	38.5	119	66	53	104.2	78.4	176.7
8 Live births to unwed mothers	13	10	3	24.2	19.6	115.4	92	25	67	80.6	29.7	223.3
<b>FETAL DEATHS</b>												
9 Total	5	4	1	9.3	7.8	38.5	27	15	12	23.6	17.8	40.0
10 Under 20 weeks gestation				0	0	0	1	1		0.9	1.2	0
11 20-27 weeks gestation				0	0	0	9	2	7	7.9	2.4	23.3
12 28 weeks and more	4	3	1	7.4	5.9	38.5	15	11	4	13.1	13.1	13.3
13 Unknown length of gestation	1	1		1.9	2.0	0	2	1	1	1.8	1.2	3.3
<b>DEATHS</b>												
14 Total, all ages	219	208	11	883.1	873.9	1100.0	428	275	153	893.5	781.3	1204.7
15 Under 1 year	11	11		20.5	21.5	0	30	12	18	26.3	14.3	60.0
16 Under 28 days	3	3		5.6	5.9	0	20	11	9	17.5	13.1	30.0
17 Deaths from immaturity	1	1		1.9	2.0	0	9	6	3	7.9	7.1	10.0
18 1-4 years **	1	1		0	0	0	1	1		0	0	0
19 Maternal deaths				0	0	0				0	0	0
<b>CAUSE OF DEATH</b>												
20 Tuberculosis, all forms (001-019)	1	1		4.0	4.2	0	3	2	1	6.3	5.7	7.9
21 Syphilis and its sequelae (020-029)				0	0	0				0	0	0
22 Typhoid fever (040)				0	0	0				0	0	0
23 Dysentery, all forms (045-048)				0	0	0				0	0	0
24 Scarlet fever (050)				0	0	0				0	0	0
25 Streptococcal sore throat (051)				0	0	0				0	0	0
26 Diphtheria (055)				0	0	0				0	0	0
27 Whooping cough (056)				0	0	0				0	0	0
28 Meningococcal infections (057)				0	0	0				0	0	0
29 Acute poliomyelitis (080)				0	0	0				0	0	0
30 Acute infectious encephalitis (082)				0	0	0				0	0	0
31 Smallpox (084)				0	0	0				0	0	0
32 Measles (085)				0	0	0				0	0	0
33 Typhus and other rickettsial diseases (100-103, 105-108)				0	0	0				0	0	0
34 Rocky Mountain spotted fever (104)				0	0	0				0	0	0
35 Malaria (110-117)				0	0	0				0	0	0
36 All other diseases classified as infective and parasitic (030-039, 041-044, 049, 052-054, 059-074, 081, 083, 086-096, 120-138)	1	1		4.0	4.2	0	3	1	2	6.3	2.8	15.7
37 Malignant neoplasms, including neoplasms of lymphatic and haematopoietic tissues (140-205)	41	40	1	165.3	168.1	100.0	57	44	13	119.0	125.0	102.4
38 Benign and unspecified neoplasms (210-239)	1	1		4.0	4.2	0	1		1	2.1	0	7.9
39 Diabetes mellitus (260)	1	1		4.0	4.2	0	7	6	1	14.6	17.0	7.9
40 Pellagra (281)				0	0	0				0	0	0
41 Anemias (290-293)	1	1		4.0	4.2	0	2	1	1	4.2	2.8	7.9
42 Vascular lesions affecting central nervous system (330-334)	27	27		108.9	113.4	0	62	46	16	129.4	130.7	126.0
43 Nonmeningococcal meningitis (340)				0	0	0			1	2.1	0	7.9
44 Rheumatic fever (400-402)				0	0	0				0	0	0
45 Heart diseases (410-443)	73	69	4	294.4	289.9	400.0	154	95	59	321.5	269.9	464.6
46 Hypertension without mention of heart (444-447)	2	2		8.1	8.4	0				0	0	0
47 Influenza and pneumonia (480-483, 490-493)	13	11	2	52.4	46.2	200.0	18	9	9	37.6	25.6	70.9
48 Bronchitis (500-502)				0	0	0				0	0	0
49 Ulcer of stomach and duodenum (540, 541)				0	0	0	2	2		4.2	5.7	0
50 Appendicitis (550-553)				0	0	0	1		1	2.1	0	7.9
51 Intestinal obstruction and hernia (560, 561, 570)	2	2		8.1	8.4	0	3	2	1	6.3	5.7	7.9
52 Gastritis, duodenitis, enteritis and colitis (except diarrhea of the newborn) (543, 571, 572)	3	3		12.1	12.6	0	2		2	4.2	0	15.7
53 Cirrhosis of liver (581)	2	2		8.1	8.4	0	8	2	6	16.7	5.7	47.2
54 Nephritis and nephrosis (590-594)	1	1		4.0	4.2	0	6	4	2	12.5	11.4	15.7
55 Hyperplasia of prostate (610)				0	0	0	3	1	2	6.3	2.8	15.7
56 Complications of pregnancy, childbirth and the puerperium (640-652, 670-689)				0	0	0				0	0	0
57 Congenital malformations (750-759)	3	3		12.1	12.6	0	3	1	2	6.3	2.8	15.7
58 Birth injuries, postnatal asphyxia and atelectasis (760-762)	1	1		4.0	4.2	0	4	1	3	8.4	2.8	23.6
59 Infection of the newborn (763-768)				0	0	0	2		2	4.2	0	15.7
60 Other diseases peculiar to early infancy, and immaturity unqualified (769-776)	1	1		4.0	4.2	0	11	8	3	23.0	22.7	23.6
61 Senility, without mention of psychosis (794)				0	0	0	1		1	2.1	0	7.9
62 Ill-defined and unknown causes (780-793, 795)	2	2		8.1	8.4	0	2		2	4.2	0	15.7
63 Motor vehicle accidents (E810-E835)	20	16	4	80.6	67.2	400.0	18	14	4	37.6	39.8	31.5
64 All other accidents (E800-E802, E840-E962)	8	8		32.3	33.6	0	9	6	3	18.8	17.0	23.6
65 Suicide (E963, E970-E979)	2	2		8.1	8.4	0	2	2		4.2	5.7	0
66 Homicide (E964, E980-E985)	3	3		12.1	12.6	0	6	1	5	12.5	2.8	39.4
67 All other diseases (residual)	10	10		40.3	42.0	0	37	27	10	77.2	76.7	78.7

TABLE XIII VITAL STATISTICS, BY COUNTY, BY RACE, GEORGIA, 1967

ITEM	CLAY						CLAYTON					
	Number			Rate or Ratio *			Number			Rate or Ratio *		
	Total	White	Non-White	Total	White	Non-White	Total	White	Non-White	Total	White	Non-White
1 Estimated population as of July 1	4,700	1,700	3,000				77,900	72,400	5,500			
<b>LIVE BIRTHS</b>												
2 Total	41	18	23	8.7	10.6	7.7	1,807	1,681	126	23.2	23.2	22.9
3 Delivered in hospital	33	18	15	80.5%	100.0%	65.2%	1,802	1,681	121	99.7%	100.0%	96.0%
4 Delivered in home by physician				0%	0%	0%	5		5	0.3%	0%	4.0%
5 Delivered in home by midwife	8		8	19.5%	0%	34.8%				0%	0%	0%
6 Other deliveries				0%	0%	0%				0%	0%	0%
7 Immature births	5	3	2	12.2	166.7	87.0	128	115	13	70.8	68.4	103.2
8 Live births to unwed mothers	9	1	8	219.5	55.6	347.8	73	37	36	40.4	22.0	285.7
<b>FETAL DEATHS</b>												
9 Total				0	0	0	49	48	1	27.1	28.6	7.9
10 Under 20 weeks gestation				0	0	0	19	19		10.5	11.3	0
11 20-27 weeks gestation				0	0	0	10	10		5.5	5.9	0
12 28 weeks and more				0	0	0	19	18	1	10.5	10.7	7.9
13 Unknown length of gestation				0	0	0	1	1		0.6	0.6	0
<b>DEATHS</b>												
14 Total, all ages	53	23	30	127.7	1352.9	1000.0	367	317	50	471.1	437.8	909.1
15 Under 1 year	4	1	3	97.6	55.6	130.4	34	29	5	18.8	17.3	39.7
16 Under 28 days	1	1		24.4	55.6	0	24	24		13.3	14.3	0
17 Deaths from immaturity				0	0	0	9	9		5.0	5.4	0
18 1-4 years **				0	0	0	6	5	1			0
19 Maternal deaths				0	0	0				0	0	0
<b>CAUSE OF DEATH</b>												
20 Tuberculosis, all forms (001-019)				0	0	0				0	0	0
21 Syphilis and its sequelae (020-029)				0	0	0	1	1		1.3	1.4	0
22 Typhoid fever (040)				0	0	0				0	0	0
23 Dysentery, all forms (045-048)				0	0	0	1		1	1.3	0	18.2
24 Scarlet fever (050)				0	0	0				0	0	0
25 Streptococcal sore throat (051)				0	0	0				0	0	0
26 Diphtheria (055)				0	0	0				0	0	0
27 Whooping cough (056)				0	0	0				0	0	0
28 Meningococcal infections (057)				0	0	0				0	0	0
29 Acute poliomyelitis (080)				0	0	0				0	0	0
30 Acute infectious encephalitis (082)				0	0	0	1	1		1.3	1.4	0
31 Smallpox (084)				0	0	0				0	0	0
32 Measles (085)				0	0	0				0	0	0
33 Typhus and other rickettsial diseases (100-103, 105-108)				0	0	0				0	0	0
34 Rocky Mountain spotted fever (104)				0	0	0				0	0	0
35 Malaria (110-117)				0	0	0				0	0	0
36 All other diseases classified as infective and parasitic (030-039, 041-044, 049, 052-054, 059-074, 081, 083, 086-096, 120-138)				0	0	0	1	1		1.3	1.4	0
37 Malignant neoplasms, including neoplasms of lymphatic and haematopoietic tissues (140-205)	6	2	4	127.7	117.6	133.3	58	53	5	74.5	73.2	90.9
38 Benign and unspecified neoplasms (210-239)				0	0	0	1	1		1.3	1.4	0
39 Diabetes mellitus (260)				0	0	0	5	5		6.4	6.9	0
40 Pellagra (281)				0	0	0				0	0	0
41 Anemias (290-293)				0	0	0	2	1	1	2.6	1.4	18.2
42 Vascular lesions affecting central nervous system (330-334)	18	5	13	383.0	294.1	433.3	45	32	13	57.8	44.2	236.4
43 Nonmeningococcal meningitis (340)				0	0	0				0	0	0
44 Rheumatic fever (400-402)				0	0	0				0	0	0
45 Heart diseases (410-443)	14	9	5	297.9	529.4	166.7	114	101	13	146.3	139.5	236.4
46 Hypertension without mention of heart (444-447)	1			21.3	0	33.3	4	3	1	5.1	4.1	18.2
47 Influenza and pneumonia (480-483, 490-493)	2			42.6	0	66.7	17	12	5	21.9	16.6	90.9
48 Bronchitis (500-502)				0	0	0	2	2		2.6	2.8	0
49 Ulcer of stomach and duodenum (540, 541)				0	0	0	2	1	1	2.6	1.4	18.2
50 Appendicitis (550-553)				0	0	0				0	0	0
51 Intestinal obstruction and hernia (560, 561, 570)	1		1	21.3	0	33.3	1	1		1.3	1.4	0
52 Gastritis, duodenitis, enteritis and colitis (except diarrhea of the newborn) (543, 571, 572)				0	0	0	1	1		1.3	1.4	0
53 Cirrhosis of liver (581)				0	0	0	1	1		1.3	1.4	0
54 Nephritis and nephrosis (590-594)				0	0	0	1	1		1.3	1.4	0
55 Hyperplasia of prostate (610)				0	0	0				0	0	0
56 Complications of pregnancy, childbirth and the puerperium (640-652, 670-689)				0	0	0				0	0	0
57 Congenital malformations (750-759)				0	0	0	5	5		6.4	6.9	0
58 Birth injuries, postnatal asphyxia and atelectasis (760-762)	1	1		21.3	58.8	0	5	5		6.4	6.9	0
59 Infection of the newborn (763-768)				0	0	0				0	0	0
60 Other diseases peculiar to early infancy, and immaturity unqualified (769-776)				0	0	0	17	16	1	21.8	22.1	18.2
61 Senility, without mention of psychosis (794)				0	0	0	1		1	1.3	0	18.2
62 Ill-defined and unknown causes (780-793, 795)	1	1		21.3	58.8	0	2	2		2.6	2.8	0
63 Motor vehicle accidents (E810-E835)				0	0	0	22	21	1	28.2	29.0	18.2
64 All other accidents (E800-E802, E840-E962)	2			42.6	0	66.7	15	13	2	19.3	18.0	36.4
65 Suicide (E963, E970-E979)				0	0	0	5	5		6.4	6.9	0
66 Homicide (E964, E980-E985)	1		1	21.3	0	33.3	6	4	2	7.7	5.5	36.4
67 All other diseases (residual)	6	5	1	127.7	294.1	33.3	31	28	3	39.8	38.7	54.5

ITEM	CLINCH						COBB					
	Number			Rate or Ratio *			Number			Rate or Ratio *		
	Total	White	Non-White	Total	White	Non-White	Total	White	Non-White	Total	White	Non-White
1 Estimated population as of July 1	7,200	4,400	2,800				168,600	158,900	9,700			
<b>LIVE BIRTHS</b>												
2 Total	179	88	91	24.9	20.0	32.5	3,566	3,348	218	21.2	21.1	22.5
3 Delivered in hospital	177	87	90	98.9%	98.9%	98.9%	3,558	3,343	215	99.8%	99.9%	98.6%
4 Delivered in home by physician	1	1	—	0.6%	1.1%	0%	4	2	2	0.1%	0.1%	0.9%
5 Delivered in home by midwife	1	—	1	0.6%	0%	1.1%	1	—	1	0.0%	0%	0.5%
6 Other deliveries	—	—	—	0%	0%	0%	3	3	—	0.1%	0.1%	0%
7 Immature births	21	4	17	117.3	45.5	186.8	259	222	37	72.6	66.3	169.7
8 Live births to unwed mothers	16	4	12	89.4	45.5	131.9	119	71	48	33.4	21.2	220.2
<b>FETAL DEATHS</b>												
9 Total	7	4	3	39.1	45.5	33.0	45	38	7	12.6	11.4	32.1
10 Under 20 weeks gestation	2	—	2	11.2	0	22.0	7	7	—	2.0	2.1	0
11 20-27 weeks gestation	1	—	—	5.6	11.4	0	8	6	2	2.2	1.8	9.2
12 28 weeks and more	4	3	1	22.3	34.1	11.0	20	19	1	5.6	5.7	4.6
13 Unknown length of gestation	—	—	—	0	0	0	10	6	4	2.8	1.8	18.3
<b>DEATHS</b>												
14 Total, all ages	62	39	23	861.1	886.4	821.4	893	814	79	529.7	512.3	814.4
15 Under 1 year	6	1	5	33.5	11.4	54.9	74	71	3	20.8	21.2	13.8
16 Under 28 days	3	1	2	16.8	11.4	22.0	61	60	1	17.1	17.9	4.6
17 Deaths from immaturity	—	—	—	0	0	0	12	12	—	3.4	3.6	0
18 1-4 years **	2	—	2	—	—	—	11	10	1	—	—	—
19 Maternal deaths	—	—	—	0	0	0	1	1	—	2.8	3.0	0
<b>CAUSE OF DEATH</b>												
20 Tuberculosis, all forms (001-019)	—	—	—	0	0	0	2	1	1	1.2	0.6	10.3
21 Syphilis and its sequelae (020-029)	—	—	—	0	0	0	2	—	2	1.2	0	20.6
22 Typhoid fever (040)	—	—	—	0	0	0	—	—	—	0	0	0
23 Dysentery, all forms (045-048)	—	—	—	0	0	0	—	—	—	0	0	0
24 Scarlet fever (050)	—	—	—	0	0	0	—	—	—	0	0	0
25 Streptococcal sore throat (051)	—	—	—	0	0	0	—	—	—	0	0	0
26 Diphtheria (055)	—	—	—	0	0	0	—	—	—	0	0	0
27 Whooping cough (056)	—	—	—	0	0	0	—	—	—	0	0	0
28 Meningococcal infections (057)	—	—	—	0	0	0	—	—	—	0	0	0
29 Acute poliomyelitis (080)	—	—	—	0	0	0	—	—	—	0	0	0
30 Acute infectious encephalitis (082)	—	—	—	0	0	0	1	1	—	0.6	0.6	0
31 Smallpox (084)	—	—	—	0	0	0	—	—	—	0	0	0
32 Measles (085)	—	—	—	0	0	0	1	—	1	0.6	0	10.3
33 Typhus and other rickettsial diseases (100-103, 105-108)	—	—	—	0	0	0	—	—	—	0	0	0
34 Rocky Mountain spotted fever (104)	—	—	—	0	0	0	—	—	—	0	0	0
35 Malaria (110-117)	—	—	—	0	0	0	—	—	—	0	0	0
36 All other diseases classified as infective and parasitic (030-039, 041-044, 049, 052-054, 059-074, 081, 083, 086-096, 120-138)	—	—	—	0	0	0	4	4	—	2.4	2.5	0
37 Malignant neoplasms, including neoplasms of lymphatic and haemopoietic tissues (140-205)	15	13	2	208.3	295.5	71.4	166	155	11	98.5	97.5	113.4
38 Benign and unspecified neoplasms (210-239)	—	—	—	0	0	0	1	1	—	0.6	0.6	0
39 Diabetes mellitus (260)	1	—	1	13.9	0	35.7	9	8	1	5.3	5.0	10.3
40 Pellagra (281)	—	—	—	0	0	0	—	—	—	0	0	0
41 Anemias (290-293)	—	—	—	0	0	0	—	—	—	0	0	0
42 Vascular lesions affecting central nervous system (330-334)	2	1	1	27.8	22.7	35.7	114	101	13	67.6	63.6	134.0
43 Nonmeningococcal meningitis (340)	—	—	—	0	0	0	—	—	—	0	0	0
44 Rheumatic fever (400-402)	—	—	—	0	0	0	—	—	—	0	0	0
45 Heart diseases (410-443)	17	10	7	236.1	227.3	250.0	275	256	19	163.1	161.1	195.9
46 Hypertension without mention of heart (444-447)	—	—	—	0	0	0	2	1	1	1.2	0.6	10.3
47 Influenza and pneumonia (480-483, 490-493)	5	2	3	69.4	45.5	107.1	26	24	2	15.4	15.1	20.6
48 Bronchitis (500-502)	—	—	—	0	0	0	3	3	—	1.8	1.9	0
49 Ulcer of stomach and duodenum (540, 541)	2	2	—	27.8	45.5	0	5	4	1	3.0	2.5	10.3
50 Appendicitis (550-553)	—	—	—	0	0	0	1	1	—	0.6	0.6	0
51 Intestinal obstruction and hernia (560, 561, 570)	1	—	1	13.9	22.7	0	5	5	—	3.0	3.1	0
52 Gastritis, duodenitis, enteritis and colitis (except diarrhea of the newborn) (543, 571, 572)	—	—	—	0	0	0	4	4	—	2.4	2.5	0
53 Cirrhosis of liver (581)	—	—	—	0	0	0	7	6	1	4.2	3.8	10.3
54 Nephritis and nephrosis (590-594)	—	—	—	0	0	0	4	3	1	2.4	1.9	10.3
55 Hyperplasia of prostate (610)	—	—	—	0	0	0	—	—	—	0	0	0
56 Complications of pregnancy, childbirth and the puerperium (640-652, 670-689)	—	—	—	0	0	0	1	1	—	0.6	0.6	0
57 Congenital malformations (750-759)	—	—	—	0	0	0	23	23	—	13.6	14.5	0
58 Birth injuries, postnatal asphyxia and atelectasis (760-762)	2	1	1	27.8	22.7	35.7	13	13	—	7.7	8.2	0
59 Infection of the newborn (763-768)	1	—	1	13.9	0	35.7	1	1	—	0.6	0.6	0
60 Other diseases peculiar to early infancy, and immaturity unqualified (769-776)	—	—	—	0	0	0	28	27	1	16.6	17.0	10.3
61 Senility, without mention of psychosis (794)	—	—	—	0	0	0	3	2	1	1.8	1.3	10.3
62 Ill-defined and unknown causes (780-793, 795)	—	—	—	0	0	0	13	11	2	7.7	6.9	20.6
63 Motor vehicle accidents (E810-E835)	3	3	—	41.7	68.2	0	35	32	3	20.8	20.1	30.9
64 All other accidents (E800-E802, E840-E962)	5	2	3	69.4	45.5	107.1	36	33	3	21.4	20.8	30.9
65 Suicide (E963, E970-E979)	—	—	—	0	0	0	14	14	—	8.3	8.8	0
66 Homicide (E964, E980-E985)	1	—	1	13.9	0	35.7	9	6	3	5.3	3.8	30.9
67 All other diseases (residual)	7	4	3	97.2	90.9	107.1	85	73	12	50.4	45.9	123.7

TABLE XIII VITAL STATISTICS, BY COUNTY, BY RACE, GEORGIA, 1967

ITEM	COFFE						COLQUITT						
	Number			Rate or Ratio *			Number			Rate or Ratio *			
	Total	White	Non-White	Total	White	Non-White	Total	White	Non-White	Total	White	Non-White	
1 Estimated population as of July 1	23,600	17,100	6,500				33,400	24,700	8,700				1
<b>LIVE BIRTHS</b>													
2 Total	432	261	171	18.3	15.3	26.3	611	384	227	18.3	15.5	26.1	2
3 Delivered in hospital	423	260	163	97.9%	99.6%	95.3%	431	379	52	70.5%	98.7%	22.9%	3
4 Delivered in home by physician	5	1	4	1.2%	0.4%	2.3%	3	—	3	0.5%	0%	1.3%	4
5 Delivered in home by midwife	4	—	4	0.9%	0%	2.3%	177	5	172	29.0%	1.3%	75.8%	5
6 Other deliveries	—	—	—	0%	0%	0%	—	—	—	0%	0%	0%	6
7 Immature births	34	15	19	78.7	57.5	111.1	40	14	26	65.5	36.5	114.5	7
8 Live births to unwed mothers	66	9	57	152.8	34.5	333.3	68	9	59	111.3	23.4	259.9	8
<b>FETAL DEATHS</b>													
9 Total	9	5	4	20.8	19.2	23.4	18	10	8	29.5	26.0	35.2	9
10 Under 20 weeks gestation	2	—	2	4.6	0	11.7	1	—	1	1.6	0	4.4	10
11 20-27 weeks gestation	3	—	2	4.6	0	11.7	3	2	1	4.9	5.2	4.4	11
12 28 weeks and more	5	5	—	11.6	19.2	0	10	6	4	16.4	15.6	17.6	12
13 Unknown length of gestation	—	—	—	0	0	0	4	2	2	6.5	5.2	8.8	13
<b>DEATHS</b>													
14 Total, all ages	189	141	48	800.8	824.6	738.5	313	239	74	937.1	967.6	850.6	14
15 Under 1 year	13	8	5	30.1	30.7	29.2	16	8	8	26.2	20.8	35.2	15
16 Under 28 days	9	6	3	20.8	23.0	17.5	10	6	4	16.4	15.6	17.6	16
17 Deaths from immaturity	—	—	—	0	0	0	1	—	1	1.6	0	4.4	17
18 1-4 years **	2	—	2	—	—	—	4	3	1	—	—	—	18
19 Maternal deaths	—	—	—	0	0	0	—	—	—	0	0	0	19
<b>CAUSE OF DEATH</b>													
20 Tuberculosis, all forms (001-019)	—	—	—	0	0	0	1	1	—	3.0	4.0	0	20
21 Syphilis and its sequelae (020-029)	—	—	—	0	0	0	—	—	—	0	0	0	21
22 Typhoid fever (040)	—	—	—	0	0	0	—	—	—	0	0	0	22
23 Dysentery, all forms (045-048)	—	—	—	0	0	0	—	—	—	0	0	0	23
24 Scarlet fever (050)	—	—	—	0	0	0	—	—	—	0	0	0	24
25 Streptococcal sore throat (051)	—	—	—	0	0	0	—	—	—	0	0	0	25
26 Diphtheria (055)	—	—	—	0	0	0	—	—	—	0	0	0	26
27 Whooping cough (056)	—	—	—	0	0	0	—	—	—	0	0	0	27
28 Meningococcal infections (057)	—	—	—	0	0	0	—	—	—	0	0	0	28
29 Acute poliomyelitis (080)	—	—	—	0	0	0	—	—	—	0	0	0	29
30 Acute infectious encephalitis (082)	—	—	—	0	0	0	—	—	—	0	0	0	30
31 Smallpox (084)	—	—	—	0	0	0	—	—	—	0	0	0	31
32 Measles (085)	—	—	—	0	0	0	—	—	—	0	0	0	32
33 Typhus and other rickettsial diseases (100-103, 105-108)	—	—	—	0	0	0	—	—	—	0	0	0	33
34 Rocky Mountain spotted fever (104)	—	—	—	0	0	0	—	—	—	0	0	0	34
35 Malaria (110-117)	—	—	—	0	0	0	—	—	—	0	0	0	35
36 All other diseases classified as infective and parasitic (030-039, 041-044, 049, 052-054, 059-074, 081, 083, 086-096, 120-138)	3	3	—	12.7	17.5	0	2	2	—	6.0	8.1	0	36
37 Malignant neoplasms, including neoplasms of lymphatic and haematopoietic tissues (140-205)	28	23	5	118.6	134.5	76.9	53	44	9	158.7	178.1	103.4	37
38 Benign and unspecified neoplasms (210-239)	1	1	—	4.2	5.8	0	—	—	—	0	0	0	38
39 Diabetes mellitus (260)	5	3	2	21.2	17.5	30.8	5	4	1	15.0	16.2	11.5	39
40 Pellagra (281)	—	—	—	0	0	0	—	—	—	0	0	0	40
41 Anemias (290-293)	1	—	1	4.2	0	15.4	—	—	—	0	0	0	41
42 Vascular lesions affecting central nervous system (330-334)	27	19	8	114.4	111.1	123.1	34	19	15	101.8	76.9	172.4	42
43 Nonmeningococcal meningitis (340)	1	—	1	4.2	0	15.4	1	1	—	3.0	4.0	0	43
44 Rheumatic fever (400-402)	—	—	—	0	0	0	—	—	—	0	0	0	44
45 Heart diseases (410-443)	67	57	10	283.9	333.3	153.8	118	96	22	353.3	388.7	252.9	45
46 Hypertension without mention of heart (444-447)	—	—	—	0	0	0	—	—	—	0	0	0	46
47 Influenza and pneumonia (480-483, 490-493)	2	2	—	8.5	11.7	0	6	4	2	18.0	16.2	23.0	47
48 Bronchitis (500-502)	1	1	—	4.2	5.8	0	2	1	1	6.0	4.0	11.5	48
49 Ulcer of stomach and duodenum (540, 541)	1	1	—	4.2	5.8	0	2	2	—	6.0	8.1	0	49
50 Appendicitis (550-553)	1	1	—	4.2	5.8	0	—	—	—	0	0	0	50
51 Intestinal obstruction and hernia (560, 561, 570)	3	2	1	12.7	11.7	15.4	2	1	1	6.0	4.0	11.5	51
52 Gastritis, duodenitis, enteritis and colitis (except diarrhea of the newborn) (543, 571, 572)	—	—	—	0	0	0	—	—	—	0	0	0	52
53 Cirrhosis of liver (581)	—	—	—	0	0	0	2	2	—	6.0	8.1	0	53
54 Nephritis and nephrosis (590-594)	2	2	—	8.5	11.7	0	1	1	—	3.0	4.0	0	54
55 Hyperplasia of prostate (610)	—	—	—	0	0	0	1	—	1	3.0	0	11.5	55
56 Complications of pregnancy, childbirth and the puerperium (640-652, 670-689)	—	—	—	0	0	0	—	—	—	0	0	0	56
57 Congenital malformations (750-759)	4	2	2	16.9	11.7	30.8	2	2	—	6.0	8.1	0	57
58 Birth injuries, postnatal asphyxia and atelectasis (760-762)	6	4	2	25.4	23.4	30.8	5	4	1	15.0	16.2	11.5	58
59 Infection of the newborn (763-768)	—	—	—	0	0	0	1	—	1	3.0	0	11.5	59
60 Other diseases peculiar to early infancy, and immaturity unqualified (769-776)	1	1	—	4.2	5.8	0	1	—	1	3.0	0	11.5	60
61 Senility, without mention of psychosis (794)	—	—	—	0	0	0	—	—	—	0	0	0	61
62 Ill-defined and unknown causes (780-793, 795)	4	2	2	16.9	11.7	30.8	6	4	2	18.0	16.2	23.0	62
63 Motor vehicle accidents (E810-E835)	7	4	3	29.7	23.4	46.2	15	13	2	44.9	52.6	23.0	63
64 All other accidents (E800-E802, E840-E862)	6	1	5	25.4	5.8	76.9	12	8	4	35.9	32.4	46.0	64
65 Suicide (E963, E970-E979)	3	2	1	12.7	11.7	15.4	6	6	—	18.0	24.3	0	65
66 Homicide (E964, E980-E985)	1	1	—	4.2	5.8	0	7	2	5	21.0	8.1	57.5	66
67 All other diseases (residual)	13	8	5	55.1	46.8	76.9	28	22	6	83.8	89.1	69.0	67

TABLE XIII VITAL STATISTICS, BY COUNTY, BY RACE, GEORGIA, 1967

ITEM	COLUMBIA						COOK						
	Number			Rate or Ratio *			Number			Rate or Ratio *			
	Total	White	Non-White	Total	White	Non-White	Total	White	Non-White	Total	White	Non-White	
1 Estimated population as of July 1	21,200	16,100	5,100				12,800	8,900	3,900				1
<b>LIVE BIRTHS</b>													
2 Total	472	342	130	22.3	21.2	25.5	267	148	119	20.9	16.6	30.5	2
3 Delivered in hospital	470	340	130	99.6%	99.4%	100.0%	251	148	103	94.0%	100.0%	86.6%	3
4 Delivered in home by physician	2	2	-	0.4%	0.6%	0%	2	-	2	0.7%	0%	1.7%	4
5 Delivered in home by midwife	-	-	-	0%	0%	0%	14	-	14	5.2%	0%	11.8%	5
6 Other deliveries	-	-	-	0%	0%	0%	-	-	-	0%	0%	0%	6
7 Immature births	44	19	25	93.2	55.6	192.3	25	9	16	93.6	60.8	134.5	7
8 Live births to unwed mothers	35	6	29	74.2	17.5	223.1	41	4	37	153.6	27.0	310.9	8
<b>FETAL DEATHS</b>													
9 Total	19	15	4	40.3	43.9	30.8	10	5	5	37.5	33.8	42.0	9
10 Under 20 weeks gestation	11	9	2	23.3	26.3	15.4	5	4	1	18.7	27.0	8.4	10
11 20-27 weeks gestation	2	2	-	4.2	5.8	0	4	1	3	15.0	6.8	25.2	11
12 28 weeks and more	5	3	2	10.6	8.8	15.4	1	-	1	3.7	0	8.4	12
13 Unknown length of gestation	1	1	-	2.1	2.9	0	-	-	-	0	0	0	13
<b>DEATHS</b>													
14 Total, all ages	101	55	46	476.4	341.6	902.0	114	84	30	890.6	943.8	769.2	14
15 Under 1 year	9	4	5	19.1	11.7	38.5	6	3	3	22.5	20.3	25.2	15
16 Under 28 days	5	3	2	10.6	8.8	15.4	3	3	-	11.2	20.3	0	16
17 Deaths from immaturity	-	-	-	0	0	0	1	1	-	3.7	6.8	0	17
18 1-4 years **	2	-	2	-	-	-	3	1	2	-	-	-	18
19 Maternal deaths	-	-	-	0	0	0	-	-	-	0	0	0	19
<b>CAUSE OF DEATH</b>													
20 Tuberculosis, all forms (001-019)	1	-	1	4.7	0	19.6	-	-	-	0	0	0	20
21 Syphilis and its sequelae (020-029)	-	-	-	0	0	0	1	-	1	7.8	0	25.6	21
22 Typhoid fever (040)	-	-	-	0	0	0	-	-	-	0	0	0	22
23 Dysentery, all forms (045-048)	-	-	-	0	0	0	-	-	-	0	0	0	23
24 Scarlet fever (050)	-	-	-	0	0	0	-	-	-	0	0	0	24
25 Streptococcal sore throat (051)	-	-	-	0	0	0	-	-	-	0	0	0	25
26 Diphtheria (055)	-	-	-	0	0	0	-	-	-	0	0	0	26
27 Whooping cough (056)	-	-	-	0	0	0	-	-	-	0	0	0	27
28 Meningococcal infections (057)	-	-	-	0	0	0	-	-	-	0	0	0	28
29 Acute poliomyelitis (080)	-	-	-	0	0	0	-	-	-	0	0	0	29
30 Acute infectious encephalitis (082)	-	-	-	0	0	0	-	-	-	0	0	0	30
31 Smallpox (084)	-	-	-	0	0	0	-	-	-	0	0	0	31
32 Measles (085)	-	-	-	0	0	0	-	-	-	0	0	0	32
33 Typhus and other rickettsial diseases (100-103, 105-108)	-	-	-	0	0	0	-	-	-	0	0	0	33
34 Rocky Mountain spotted fever (104)	-	-	-	0	0	0	-	-	-	0	0	0	34
35 Malaria (110-117)	-	-	-	0	0	0	-	-	-	0	0	0	35
36 All other diseases classified as infective and parasitic (030-039, 041-044, 049, 052-054, 059-074, 081, 083, 086-096, 120-138)	3	1	2	14.2	6.2	39.2	1	-	1	7.8	0	25.6	36
37 Malignant neoplasms, including neoplasms of lymphatic and haematopoietic tissues (140-205)	16	10	6	75.5	62.1	117.6	17	13	4	132.8	146.1	102.6	37
38 Benign and unspecified neoplasms (210-239)	-	-	-	0	0	0	-	-	-	0	0	0	38
39 Diabetes mellitus (260)	-	-	-	0	0	0	1	1	-	7.8	11.2	0	39
40 Pellagra (281)	-	-	-	0	0	0	-	-	-	0	0	0	40
41 Anemias (290-293)	-	-	-	0	0	0	-	-	-	0	0	0	41
42 Vascular lesions affecting central nervous system (330-334)	16	4	12	75.5	24.8	235.3	22	16	6	171.9	179.8	153.8	42
43 Nonmeningococcal meningitis (340)	-	-	-	0	0	0	-	-	-	0	0	0	43
44 Rheumatic fever (400-402)	-	-	-	0	0	0	-	-	-	0	0	0	44
45 Heart diseases (410-443)	24	19	5	113.2	118.0	98.0	45	38	7	351.6	427.0	179.5	45
46 Hypertension without mention of heart (444-447)	-	-	-	0	0	0	-	-	-	0	0	0	46
47 Influenza and pneumonia (480-483, 490-493)	4	1	3	18.9	6.2	58.8	3	2	1	23.4	22.5	25.6	47
48 Bronchitis (500-502)	1	-	1	4.7	0	19.6	-	-	-	0	0	0	48
49 Ulcer of stomach and duodenum (540, 541)	-	-	-	0	0	0	-	-	-	0	0	0	49
50 Appendicitis (550-553)	-	-	-	0	0	0	-	-	-	0	0	0	50
51 Intestinal obstruction and hernia (560, 561, 570)	-	-	-	0	0	0	-	-	-	0	0	0	51
52 Gastritis, duodenitis, enteritis and colitis (except diarrhea of the newborn) (543, 571, 572)	-	-	-	0	0	0	-	-	-	0	0	0	52
53 Cirrhosis of liver (581)	1	1	-	4.7	6.2	0	1	1	-	7.8	11.2	0	53
54 Nephritis and nephrosis (590-594)	-	-	-	0	0	0	-	-	-	0	0	0	54
55 Hyperplasia of prostate (610)	1	1	-	4.7	6.2	0	-	-	-	0	0	0	55
56 Complications of pregnancy, childbirth and the puerperium (640-652, 670-689)	-	-	-	0	0	0	-	-	-	0	0	0	56
57 Congenital malformations (750-759)	2	1	1	9.4	6.2	19.6	1	1	-	7.8	11.2	0	57
58 Birth injuries, postnatal asphyxia and atelectasis (760-762)	3	2	1	14.2	12.4	19.6	1	1	-	7.8	11.2	0	58
59 Infection of the newborn (763-768)	-	-	-	0	0	0	-	-	-	0	0	0	59
60 Other diseases peculiar to early infancy, and immaturity unqualified (769-776)	2	1	1	9.4	6.2	19.6	2	2	-	15.6	22.5	0	60
61 Senility, without mention of psychosis (794)	1	-	1	4.7	0	19.6	-	-	-	0	0	0	61
62 Ill-defined and unknown causes (780-793, 795)	-	-	-	0	0	0	2	-	2	15.6	0	51.3	62
63 Motor vehicle accidents (E810-E835)	7	3	4	33.0	18.6	78.4	4	3	1	31.3	33.7	25.6	63
64 All other accidents (E800-E802, E840-E962)	6	4	2	28.3	24.8	39.2	4	1	3	31.3	11.2	76.9	64
65 Suicide (E963, E970-E979)	1	1	-	4.7	6.2	0	1	1	-	7.8	11.2	0	65
66 Homicide (E964, E980-E985)	-	-	-	0	0	0	-	-	-	0	0	0	66
67 All other diseases (residual)	12	6	6	56.6	37.3	117.6	8	4	4	62.5	44.9	102.6	67



TABLE XIII VITAL STATISTICS, BY COUNTY, BY RACE, GEORGIA, 1967

ITEM	COWETA						CRAWFORD					
	Number			Rate or Ratio *			Number			Rate or Ratio *		
	Total	White	Non-White	Total	White	Non-White	Total	White	Non-White	Total	White	Non-White
1 Estimated population as of July 1	32,200	21,300	10,900				6,100	2,400	3,700			
<b>LIVE BIRTHS</b>												
2 Total	603	360	243	18.7	16.9	22.3	97	25	72	15.9	10.4	19.5
3 Delivered in hospital	516	359	157	85.6%	99.7%	64.6%	59	25	34	60.8%	100.0%	47.2%
4 Delivered in home by physician	3	1	2	0.5%	0.3%	0.8%	1	—	1	1.0%	0%	1.4%
5 Delivered in home by midwife	84	—	84	13.9%	0%	34.6%	37	—	37	38.1%	0%	51.4%
6 Other deliveries	—	—	—	0%	0%	0%	—	—	—	0%	0%	0%
7 Immature births	66	32	34	109.5	88.9	139.9	8	1	7	82.5	40.0	97.2
8 Live births to unwed mothers	69	8	61	114.4	22.2	251.0	21	2	19	216.5	80.0	263.9
<b>FETAL DEATHS</b>												
9 Total	7	5	2	11.6	13.9	8.2	1	—	1	10.3	0	13.9
10 Under 20 weeks gestation	—	—	—	0	0	0	1	—	1	10.3	0	13.9
11 20-27 weeks gestation	—	—	—	0	0	0	—	—	—	0	0	0
12 28 weeks and more	6	5	1	10.0	13.9	4.1	—	—	—	0	0	0
13 Unknown length of gestation	1	—	1	1.7	0	4.1	—	—	—	0	0	0
<b>DEATHS</b>												
14 Total, all ages	289	178	111	897.5	835.7	1018.3	55	31	24	901.6	1291.7	648.6
15 Under 1 year	12	5	7	19.9	13.9	28.8	4	—	4	41.2	0	55.6
16 Under 28 days	8	4	4	13.3	11.1	16.5	1	—	1	10.3	0	13.9
17 Deaths from immaturity	4	2	2	6.6	5.6	8.2	—	—	—	0	0	0
18 1-4 years **	4	2	2	—	—	—	—	—	—	—	—	—
19 Maternal deaths	—	—	—	0	0	0	—	—	—	0	0	0
<b>CAUSE OF DEATH</b>												
20 Tuberculosis, all forms (001-019)	1	1	—	3.1	4.7	0	—	—	—	0	0	0
21 Syphilis and its sequelae (020-029)	—	—	—	0	0	0	1	—	1	16.4	0	27.0
22 Typhoid fever (040)	—	—	—	0	0	0	—	—	—	0	0	0
23 Dysentery, all forms (045-048)	—	—	—	0	0	0	—	—	—	0	0	0
24 Scarlet fever (050)	—	—	—	0	0	0	—	—	—	0	0	0
25 Streptococcal sore throat (051)	—	—	—	0	0	0	—	—	—	0	0	0
26 Diphtheria (055)	—	—	—	0	0	0	—	—	—	0	0	0
27 Whooping cough (056)	—	—	—	0	0	0	—	—	—	0	0	0
28 Meningococcal infections (057)	—	—	—	0	0	0	—	—	—	0	0	0
29 Acute poliomyelitis (080)	—	—	—	0	0	0	—	—	—	0	0	0
30 Acute infectious encephalitis (082)	—	—	—	0	0	0	—	—	—	0	0	0
31 Smallpox (084)	—	—	—	0	0	0	—	—	—	0	0	0
32 Measles (085)	—	—	—	0	0	0	—	—	—	0	0	0
33 Typhus and other rickettsial diseases (100-103, 105-108)	—	—	—	0	0	0	—	—	—	0	0	0
34 Rocky Mountain spotted fever (104)	—	—	—	0	0	0	—	—	—	0	0	0
35 Malaria (110-117)	—	—	—	0	0	0	—	—	—	0	0	0
36 All other diseases classified as infective and parasitic (030-039, 041-044, 049, 052-054, 059-074, 081, 083, 086-096, 120-138)	2	2	—	6.2	9.4	0	—	—	—	0	0	0
37 Malignant neoplasms, including neoplasms of lymphatic and haematopoietic tissues (140-205)	45	35	10	139.8	164.3	91.7	6	4	2	98.4	166.7	54.1
38 Benign and unspecified neoplasms (210-239)	—	—	—	0	0	0	—	—	—	0	0	0
39 Diabetes mellitus (260)	3	—	3	9.3	0	27.5	1	—	1	16.4	0	27.0
40 Pellagra (281)	—	—	—	0	0	0	—	—	—	0	0	0
41 Anemias (290-293)	—	—	—	0	0	0	—	—	—	0	0	0
42 Vascular lesions affecting central nervous system (330-334)	50	22	28	155.3	103.3	256.9	12	4	8	196.7	166.7	216.2
43 Nonmeningococcal meningitis (340)	1	1	—	3.1	4.7	0	—	—	—	0	0	0
44 Rheumatic fever (400-402)	—	—	—	0	0	0	—	—	—	0	0	0
45 Heart diseases (410-443)	77	61	16	239.1	286.4	146.8	22	17	5	360.7	708.3	135.1
46 Hypertension without mention of heart (444-447)	3	—	3	9.3	0	27.5	—	—	—	0	0	0
47 Influenza and pneumonia (480-483, 490-493)	13	6	7	40.4	28.2	64.2	4	2	2	65.6	83.3	54.1
48 Bronchitis (500-502)	1	—	1	3.1	4.7	0	—	—	—	0	0	0
49 Ulcer of stomach and duodenum (540, 541)	1	1	—	3.1	4.7	0	—	—	—	0	0	0
50 Appendicitis (550-553)	—	—	—	0	0	0	—	—	—	0	0	0
51 Intestinal obstruction and hernia (560, 561, 570)	1	1	—	3.1	4.7	0	—	—	—	0	0	0
52 Gastritis, duodenitis, enteritis and colitis (except diarrhea of the newborn) (543, 571, 572)	1	—	1	3.1	0	9.2	—	—	—	0	0	0
53 Cirrhosis of liver (581)	2	1	1	6.2	4.7	9.2	—	—	—	0	0	0
54 Nephritis and nephrosis (590-594)	1	1	1	6.2	4.7	9.2	—	—	—	0	0	0
55 Hyperplasia of prostate (610)	3	—	3	9.3	4.7	18.3	—	—	—	0	0	0
56 Complications of pregnancy, childbirth and the puerperium (640-652, 670-689)	—	—	—	0	0	0	—	—	—	0	0	0
57 Congenital malformations (750-759)	1	1	—	3.1	4.7	0	1	—	1	16.4	0	27.0
58 Birth injuries, postnatal asphyxia and otoclextasis (760-762)	2	1	1	6.2	4.7	9.2	—	—	—	0	0	0
59 Infection of the newborn (763-768)	1	—	1	0	0	0	1	—	1	16.4	0	27.0
60 Other diseases peculiar to early infancy, and immaturity unqualified (769-776)	6	3	3	18.6	14.1	27.5	1	—	1	16.4	0	27.0
61 Senility, without mention of psychosis (794)	—	—	—	0	0	0	—	—	—	0	0	0
62 Ill-defined and unknown causes (780-793, 795)	18	3	15	55.9	14.1	137.6	—	—	—	0	0	0
63 Motor vehicle accidents (E810-E835)	11	9	2	34.2	42.3	18.3	2	2	—	32.8	83.3	0
64 All other accidents (E800-E802, E840-E962)	12	3	9	37.3	42.3	27.5	1	—	1	16.4	0	27.0
65 Suicide (E963, E970-E979)	3	2	1	9.3	9.4	9.2	—	—	—	0	0	0
66 Homicide (E964, E980-E985)	2	1	1	6.2	4.7	9.2	—	—	—	0	0	0
67 All other diseases (residual)	28	15	13	87.0	70.4	119.3	3	2	1	49.2	83.3	27.0

TABLE XIII VITAL STATISTICS, BY COUNTY, BY RACE, GEORGIA, 1967

ITEM	CRISP						DADE						
	Number			Rate or Ratio *			Number			Rate or Ratio *			
	Total	White	Non-White	Total	White	Non-White	Total	White	Non-White	Total	White	Non-White	
1 Estimated population as of July 1	18,600	10,500	8,100				9,400	9,200	200				1
<b>LIVE BIRTHS</b>													
2 Total	358	164	194	19.2	15.6	24.0	181	177	4	19.3	19.2	20.0	2
3 Delivered in hospital	227	164	63	63.4%	100.0%	32.5%	175	172	3	96.7%	97.2%	75.0%	3
4 Delivered in home by physician	5	—	5	1.4%	—	2.6%	5	4	1	2.8%	—	2.3%	4
5 Delivered in home by midwife	126	—	126	35.2%	—	64.9%	1	1	—	0.6%	—	0.6%	5
6 Other deliveries	—	—	—	0%	—	0%	—	—	—	0%	—	0%	6
7 Immature births	28	10	18	78.2	61.0	92.8	8	7	1	44.2	39.5	250.0	7
8 Live births to unwed mothers	83	6	77	231.8	36.6	396.9	6	6	—	33.1	33.9	0	8
<b>FETAL DEATHS</b>													
9 Total	14	1	13	39.1	6.1	67.0	2	2	—	11.0	11.3	0	9
10 Under 20 weeks gestation	6	1	5	16.8	6.1	25.8	—	—	—	0	0	0	10
11 20-27 weeks gestation	2	—	2	5.6	0	10.3	—	—	—	0	0	0	11
12 28 weeks and more	6	—	6	16.8	0	30.9	2	2	—	11.0	11.3	0	12
13 Unknown length of gestation	—	—	—	0	0	0	—	—	—	0	0	0	13
<b>DEATHS</b>													
14 Total, all ages	217	119	98	166.7	133.3	1209.9	65	65	—	691.5	706.5	0	14
15 Under 1 year	12	7	5	33.5	42.7	25.8	1	1	—	5.5	5.6	0	15
16 Under 28 days	6	4	2	16.8	24.4	10.3	1	1	—	5.5	5.6	0	16
17 Deaths from immaturity	2	1	1	5.6	6.1	5.2	—	—	—	0	0	0	17
18 1-4 years **	4	1	3	—	—	—	1	1	—	—	—	—	18
19 Maternal deaths	—	—	—	0	0	0	—	—	—	0	0	0	19
<b>CAUSE OF DEATH</b>													
20 Tuberculosis, all forms (001-019)	2	—	2	10.8	0	24.7	—	—	—	0	0	0	20
21 Syphilis and its sequelae (020-029)	—	—	—	0	0	0	—	—	—	0	0	0	21
22 Typhoid fever (040)	—	—	—	0	0	0	—	—	—	0	0	0	22
23 Dysentery, all forms (045-048)	—	—	—	0	0	0	—	—	—	0	0	0	23
24 Scarlet fever (050)	—	—	—	0	0	0	—	—	—	0	0	0	24
25 Streptococcal sore throat (051)	—	—	—	0	0	0	—	—	—	0	0	0	25
26 Diphtheria (055)	—	—	—	0	0	0	—	—	—	0	0	0	26
27 Whooping cough (056)	—	—	—	0	0	0	—	—	—	0	0	0	27
28 Meningococcal infections (057)	—	—	—	0	0	0	—	—	—	0	0	0	28
29 Acute poliomyelitis (080)	—	—	—	0	0	0	—	—	—	0	0	0	29
30 Acute infectious encephalitis (082)	—	—	—	0	0	0	—	—	—	0	0	0	30
31 Smallpox (084)	—	—	—	0	0	0	—	—	—	0	0	0	31
32 Measles (085)	—	—	—	0	0	0	—	—	—	0	0	0	32
33 Typhus and other rickettsial diseases (100-103, 105-108)	—	—	—	0	0	0	—	—	—	0	0	0	33
34 Rocky Mountain spotted fever (104)	—	—	—	0	0	0	—	—	—	0	0	0	34
35 Malaria (110-117)	—	—	—	0	0	0	—	—	—	0	0	0	35
36 All other diseases classified as infective and parasitic (030-039, 041-044, 049, 052-054, 059-074, 081, 083, 086-096, 120-138)	3	2	1	16.1	19.0	12.3	1	1	—	10.6	10.9	0	36
37 Malignant neoplasms, including neoplasms of lymphatic and haematopoietic tissues (140-205)	27	16	11	145.2	152.4	135.8	8	8	—	85.1	87.0	0	37
38 Benign and unspecified neoplasms (210-239)	—	—	—	0	0	0	—	—	—	0	0	0	38
39 Diabetes mellitus (260)	1	1	—	5.4	9.5	0	2	2	—	21.3	21.7	0	39
40 Pellagra (281)	—	—	—	0	0	0	—	—	—	0	0	0	40
41 Anemias (290-293)	—	—	—	0	0	0	—	—	—	0	0	0	41
42 Vascular lesions affecting central nervous system (330-334)	37	14	23	198.9	133.3	284.0	9	9	—	95.7	97.8	0	42
43 Nonmeningococcal meningitis (340)	2	1	1	10.8	9.5	12.3	—	—	—	0	0	0	43
44 Rheumatic fever (400-402)	—	—	—	0	0	0	—	—	—	0	0	0	44
45 Heart diseases (410-443)	54	33	21	290.3	314.3	259.3	27	27	—	287.2	293.5	0	45
46 Hypertension without mention of heart (444-447)	—	—	—	0	0	0	1	1	—	10.6	10.9	0	46
47 Influenza and pneumonia (480-483, 490-493)	18	9	9	96.8	85.7	111.1	2	2	—	21.3	21.7	0	47
48 Bronchitis (500-502)	2	1	1	10.8	9.5	12.3	—	—	—	0	0	0	48
49 Ulcer of stomach and duodenum (540, 541)	3	3	—	16.1	28.6	0	—	—	—	0	0	0	49
50 Appendicitis (530-553)	1	1	—	5.4	9.5	0	—	—	—	0	0	0	50
51 Intestinal obstruction and hernia (560, 561, 570)	—	—	—	0	0	0	—	—	—	0	0	0	51
52 Gastritis, duodenitis, enteritis and colitis (except diarrhea of the newborn) (543, 571, 572)	—	—	—	0	0	0	—	—	—	0	0	0	52
53 Cirrhosis of liver (581)	3	2	1	16.1	19.0	12.3	—	—	—	0	0	0	53
54 Nephritis and nephrosis (590-594)	2	1	1	10.8	9.5	12.3	—	—	—	0	0	0	54
55 Hyperplasia of prostate (610)	1	—	1	5.4	0	12.3	—	—	—	0	0	0	55
56 Complications of pregnancy, childbirth and the puerperium (640-652, 670-689)	—	—	—	0	0	0	—	—	—	0	0	0	56
57 Congenital malformations (750-759)	1	—	1	5.4	0	12.3	2	2	—	21.3	21.7	0	57
58 Birth injuries, postnatal asphyxia and atelectasis (760-762)	2	2	—	10.8	19.0	0	—	—	—	0	0	0	58
59 Infection of the newborn (763-768)	—	—	—	0	0	0	—	—	—	0	0	0	59
60 Other diseases peculiar to early infancy, and immaturity unqualified (769-776)	3	2	1	16.1	19.0	12.3	—	—	—	0	0	0	60
61 Senility, without mention of psychosis (794)	1	—	1	5.4	0	12.3	—	—	—	0	0	0	61
62 Ill-defined and unknown causes (780-793, 795)	3	1	2	16.1	9.5	24.7	1	1	—	10.6	10.9	0	62
63 Motor vehicle accidents (E810-E835)	13	9	4	69.9	85.7	49.4	2	2	—	21.3	21.7	0	63
64 All other accidents (E800-E802, E840-E962)	6	3	3	32.3	28.6	37.0	3	3	—	31.9	32.6	0	64
65 Suicide (E963, E970-E979)	—	—	—	0	0	0	1	1	—	10.6	10.9	0	65
66 Homicide (E964, E980-E985)	3	1	2	16.1	9.5	24.7	—	—	—	0	0	0	66
67 All other diseases (residual)	29	17	12	155.9	161.9	148.1	6	6	—	63.8	65.2	0	67

TABLE XIII VITAL STATISTICS, BY COUNTY, BY RACE, GEORGIA, 1967

ITEM	DAWSON						DECATUR					
	Number			Rate or Ratio *			Number			Rate or Ratio *		
	Total	White	Non-White	Total	White	Non-White	Total	White	Non-White	Total	White	Non-White
1 Estimated population as of July 1	3,800	3,800	0				22,400	11,400	11,000			
<b>LIVE BIRTHS</b>												
2 Total	65	65	-	17.1	17.1	...	459	212	247	20.5	18.6	22.5
3 Delivered in hospital	65	65	-	100.0%	100.0%	...	354	209	145	77.1%	98.6%	58.7%
4 Delivered in home by physician	-	-	-	0%	0%	...	4	-	4	0.9%	0%	1.6%
5 Delivered in home by midwife	-	-	-	0%	0%	...	101	3	98	22.0%	1.4%	39.7%
6 Other deliveries	-	-	-	0%	0%	...	-	-	-	0%	0%	0%
7 Immature births	3	3	-	46.2	46.2	...	38	14	24	82.8	66.0	97.2
8 Live births to unwed mothers	2	2	-	30.8	30.8	...	59	3	56	128.5	14.2	226.7
<b>FETAL DEATHS</b>												
9 Total	-	-	-	0	0	...	8	3	5	17.4	14.2	20.2
10 Under 20 weeks gestation	-	-	-	0	0	...	2	1	1	4.4	4.7	4.0
11 20-27 weeks gestation	-	-	-	0	0	...	3	2	1	6.5	9.4	4.0
12 28 weeks and more	-	-	-	0	0	...	3	-	3	6.5	0	12.1
13 Unknown length of gestation	-	-	-	0	0	...	-	-	-	0	0	0
<b>DEATHS</b>												
14 Total, all ages	38	38	-	1000.0	1000.0	...	237	122	115	1058.0	1070.2	1045.5
15 Under 1 year	1	1	-	15.4	15.4	...	13	3	10	28.3	14.2	40.5
16 Under 28 days	1	1	-	15.4	15.4	...	8	3	5	17.4	14.2	20.2
17 Deaths from immaturity	1	1	-	15.4	15.4	...	2	1	1	4.4	4.7	4.0
18 1-4 years **	-	-	-	0	0	...	5	3	2	-	-	-
19 Maternal deaths	-	-	-	0	0	...	1	-	1	21.8	0	40.5
<b>CAUSE OF DEATH</b>												
20 Tuberculosis, all forms (001-019)	-	-	-	0	0	...	-	-	-	0	0	0
21 Syphilis and its sequelae (020-029)	1	1	-	26.3	26.3	...	1	-	1	4.5	0	9.1
22 Typhoid fever (040)	-	-	-	0	0	...	-	-	-	0	0	0
23 Dysentery, all forms (045-048)	-	-	-	0	0	...	-	-	-	0	0	0
24 Scarlet fever (050)	-	-	-	0	0	...	1	-	1	4.5	0	9.1
25 Streptococcal sore throat (051)	-	-	-	0	0	...	-	-	-	0	0	0
26 Diphtheria (055)	-	-	-	0	0	...	-	-	-	0	0	0
27 Whooping cough (056)	-	-	-	0	0	...	-	-	-	0	0	0
28 Meningococcal infections (057)	-	-	-	0	0	...	-	-	-	0	0	0
29 Acute poliomyelitis (080)	-	-	-	0	0	...	-	-	-	0	0	0
30 Acute infectious encephalitis (082)	-	-	-	0	0	...	-	-	-	0	0	0
31 Smallpox (084)	-	-	-	0	0	...	-	-	-	0	0	0
32 Measles (085)	-	-	-	0	0	...	-	-	-	0	0	0
33 Typhus and other rickettsial diseases (100-103, 105-108)	-	-	-	0	0	...	-	-	-	0	0	0
34 Rocky Mountain spotted fever (104)	-	-	-	0	0	...	-	-	-	0	0	0
35 Malaria (110-117)	2	2	-	52.6	52.6	...	1	-	1	4.5	0	9.1
36 All other diseases classified as infective and parasitic (030-039, 041-044, 049, 052-054, 059-074, 081, 083, 086-096, 120-138)	6	6	-	157.9	157.9	...	38	25	13	169.6	219.3	118.2
37 Malignant neoplasms, including neoplasms of lymphatic and haematopoietic tissues (140-205)	-	-	-	0	0	...	-	-	-	0	0	0
38 Benign and unspecified neoplasms (210-239)	-	-	-	0	0	...	6	2	4	26.8	17.5	36.4
39 Diabetes mellitus (260)	-	-	-	0	0	...	-	-	-	0	0	0
40 Pellagra (281)	-	-	-	0	0	...	-	-	-	0	0	0
41 Anemias (290-293)	-	-	-	0	0	...	32	12	20	142.9	105.3	181.8
42 Vascular lesions affecting central nervous system (330-334)	6	6	-	157.9	157.9	...	-	-	-	0	0	0
43 Nonmeningococcal meningitis (340)	-	-	-	0	0	...	-	-	-	0	0	0
44 Rheumatic fever (400-402)	-	-	-	0	0	...	-	-	-	0	0	0
45 Heart diseases (410-443)	12	12	-	315.8	315.8	...	81	47	34	361.6	412.3	309.1
46 Hypertension without mention of heart (444-447)	-	-	-	0	0	...	3	-	3	13.4	0	27.3
47 Influenza and pneumonia (480-483, 490-493)	1	1	-	26.3	26.3	...	9	4	5	40.2	35.1	45.5
48 Bronchitis (500-502)	-	-	-	0	0	...	2	1	1	8.9	8.8	9.1
49 Ulcer of stomach and duodenum (540, 541)	-	-	-	0	0	...	-	-	-	0	0	0
50 Appendicitis (550-553)	-	-	-	0	0	...	-	-	-	0	0	0
51 Intestinal obstruction and hernia (560, 561, 570)	-	-	-	0	0	...	3	-	3	13.4	0	27.3
52 Gastritis, duodenitis, enteritis and colitis (except diarrhea of the newborn) (543, 571, 572)	1	1	-	26.3	26.3	...	-	-	-	0	0	0
53 Cirrhosis of liver (581)	-	-	-	0	0	...	2	1	1	8.9	8.8	9.1
54 Nephritis and nephrosis (590-594)	-	-	-	0	0	...	-	-	-	0	0	0
55 Hyperplasia of prostate (610)	-	-	-	0	0	...	1	-	1	4.5	0	9.1
56 Complications of pregnancy, childbirth and the puerperium (640-652, 670-689)	-	-	-	0	0	...	-	-	-	0	0	0
57 Congenital malformations (750-759)	-	-	-	0	0	...	4	2	2	17.9	17.5	18.2
58 Birth injuries, postnatal asphyxia and atelectasis (760-762)	-	-	-	0	0	...	1	-	1	4.5	0	9.1
59 Infection of the newborn (763-768)	1	1	-	26.3	26.3	...	4	1	3	17.9	8.8	27.3
60 Other diseases peculiar to early infancy, and immaturity unqualified (769-776)	-	-	-	0	0	...	-	-	-	0	0	0
61 Senility, without mention of psychosis (794)	1	1	-	26.3	26.3	...	-	-	-	0	0	0
62 Ill-defined and unknown causes (780-793, 795)	1	1	-	26.3	26.3	...	2	2	-	8.9	17.5	0
63 Motor vehicle accidents (E810-E835)	4	4	-	105.3	105.3	...	8	5	3	35.7	43.9	27.3
64 All other accidents (E800-E802, E840-E962)	1	1	-	26.3	26.3	...	14	8	6	62.5	70.2	54.5
65 Suicide (E963, E970-E979)	-	-	-	0	0	...	-	-	-	0	0	0
66 Homicide (E964, E980-E985)	1	1	-	26.3	26.3	...	5	-	5	22.3	0	45.5
67 All other diseases (residual)	-	-	-	0	0	...	19	12	7	84.8	105.3	63.6

38 TABLE XIII VITAL STATISTICS, BY COUNTY, BY RACE, GEORGIA, 1967

ITEM	DEKALB						DODGE					
	Number			Rate or Ratio *			Number			Rate or Ratio *		
	Total	White	Non-White	Total	White	Non-White	Total	White	Non-White	Total	White	Non-White
1 Estimated population as of July 1	376,300	352,000	24,300				17,100	12,200	4,900			
<b>LIVE BIRTHS</b>												
2 Total	6,938	5,773	1,165	18.4	16.4	47.9	329	193	136	19.2	15.8	27.8
3 Delivered in hospital	6,903	5,765	1,138	99.5%	99.9%	97.7%	232	186	46	70.5%	96.4%	33.8%
4 Delivered in home by physician	32	7	25	0.5%	0.1%	2.1%	4	1	3	1.2%	0.5%	2.2%
5 Delivered in home by midwife	2	-	2	0.0%	0%	0.2%	91	5	86	27.7%	2.6%	63.2%
6 Other deliveries	1	1	-	0.0%	0.0%	0%	2	1	1	0.6%	0.5%	0.7%
7 Immature births	601	411	190	86.6	71.2	163.1	34	18	16	103.3	93.3	117.6
8 Live births to unwed mothers	698 1/	371	327	100.6	64.3	280.7	38	2	36	115.5	10.4	264.7
<b>FETAL DEATHS</b>												
9 Total	122	100	22	17.6	17.3	18.9	3	2	1	9.1	10.4	7.4
10 Under 20 weeks gestation	26	25	1	3.7	4.3	0.9	1	1	-	3.0	5.2	0
11 20-27 weeks gestation	27	19	8	3.9	3.3	6.9	2	1	1	6.1	5.2	7.4
12 28 weeks and more	64	51	13	9.2	8.8	11.2	-	-	-	0	0	0
13 Unknown length of gestation	5	5	-	0.7	0.9	0	-	-	-	0	0	0
<b>DEATHS</b>												
14 Total, all ages	2,201	1,834	367	584.9	521.0	1510.3	198	143	55	157.9	172.1	122.4
15 Under 1 year	128	92	36	18.4	15.9	30.9	11	4	7	33.4	20.7	51.5
16 Under 28 days	105	78	27	15.1	13.5	23.2	8	3	5	24.3	15.5	36.8
17 Deaths from immaturity	20	14	6	2.9	2.4	5.2	1	-	1	3.0	0	7.4
18 1-4 years **	31	23	8	-	-	-	-	-	-	0	0	0
19 Maternal deaths	-	-	-	0	0	0	-	-	-	0	0	0
<b>CAUSE OF DEATH</b>												
20 Tuberculosis, all forms (001-019)	5	4	1	1.3	1.1	4.1	1	-	1	5.8	0	20.4
21 Syphilis and its sequelae (020-029)	5	3	2	1.3	0.9	8.2	-	-	-	0	0	0
22 Typhoid fever (040)	1	1	-	0.3	0.3	0	-	-	-	0	0	0
23 Dysentery, all forms (045-048)	-	-	-	0	0	0	-	-	-	0	0	0
24 Scarlet fever (050)	-	-	-	0	0	0	-	-	-	0	0	0
25 Streptococcal sore throat (051)	-	-	-	0	0	0	-	-	-	0	0	0
26 Diphtheria (055)	-	-	-	0	0	0	-	-	-	0	0	0
27 Whooping cough (056)	-	-	-	0	0	0	-	-	-	0	0	0
28 Meningococcal infections (057)	-	-	-	0	0	0	-	-	-	0	0	0
29 Acute poliomyelitis (080)	-	-	-	0	0	0	-	-	-	0	0	0
30 Acute infectious encephalitis (082)	2	2	-	0.5	0.6	0	-	-	-	0	0	0
31 Smallpox (084)	-	-	-	0	0	0	-	-	-	0	0	0
32 Measles (085)	-	-	-	0	0	0	-	-	-	0	0	0
33 Typhus and other rickettsial diseases (100-103, 105-108)	-	-	-	0	0	0	-	-	-	0	0	0
34 Rocky Mountain spotted fever (104)	1	1	-	0.3	0.3	0	-	-	-	0	0	0
35 Malaria (110-117)	-	-	-	0	0	0	-	-	-	0	0	0
36 All other diseases classified as infective and parasitic (030-039, 041-044, 049, 052-054, 059-074, 081, 083, 086-096, 120-138)	13	8	5	3.5	2.3	20.6	-	-	-	0	0	0
37 Malignant neoplasms, including neoplasms of lymphatic and haemopoietic tissues (140-205)	409	351	58	108.7	99.7	238.7	18	16	2	105.3	131.1	40.8
38 Benign and unspecified neoplasms (210-239)	7	4	3	1.9	1.1	12.3	-	-	-	0	0	0
39 Diabetes mellitus (260)	22	17	5	5.8	4.8	20.6	2	1	1	11.7	8.2	20.4
40 Pellagra (281)	-	-	-	0	0	0	-	-	-	0	0	0
41 Anemias (290-293)	2	2	-	0.5	0.6	0	1	-	1	5.8	0	20.4
42 Vascular lesions affecting central nervous system (330-334)	225	194	31	59.8	55.1	127.6	45	30	15	263.2	245.9	306.1
43 Nonmeningococcal meningitis (340)	1	1	-	0.3	0.3	0	-	-	-	0	0	0
44 Rheumatic fever (400-402)	-	-	-	0	0	0	-	-	-	0	0	0
45 Heart diseases (410-443)	752	659	93	199.8	187.2	382.7	53	44	9	309.9	360.7	183.7
46 Hypertension without mention of heart (444-447)	7	5	2	1.9	1.4	8.2	3	3	-	17.5	24.6	0
47 Influenza and pneumonia (480-483, 490-493)	80	54	26	21.3	15.3	107.0	5	4	1	29.2	32.8	20.4
48 Bronchitis (500-502)	7	7	-	1.9	2.0	0	-	-	-	0	0	0
49 Ulcer of stomach and duodenum (540, 541)	9	8	1	2.4	2.3	4.1	-	-	-	0	0	0
50 Appendicitis (550-553)	2	2	-	0.5	0.6	0	-	-	-	0	0	0
51 Intestinal obstruction and hernia (560, 561, 570)	8	7	1	2.1	2.0	4.1	-	-	-	0	0	0
52 Gastritis, duodenitis, enteritis and colitis (except diarrhea of the newborn) (543, 571, 572)	8	8	-	2.1	2.3	0	-	-	-	0	0	0
53 Cirrhosis of liver (581)	23	20	3	6.1	5.7	12.3	1	1	-	5.8	8.2	0
54 Nephritis and nephrosis (590-594)	14	6	8	3.7	1.7	32.9	2	2	-	11.7	16.4	0
55 Hyperplasia of prostate (610)	2	1	1	0.5	0.3	4.1	-	-	-	0	0	0
56 Complications of pregnancy, childbirth and the puerperium (640-652, 670-689)	-	-	-	0	0	0	-	-	-	0	0	0
57 Congenital malformations (750-759)	31	29	2	8.2	8.2	8.2	3	2	1	17.5	16.4	20.4
58 Birth injuries, postnatal asphyxia and atelectasis (760-762)	27	19	8	7.2	5.4	32.9	2	1	1	11.7	8.2	20.4
59 Infection of the newborn (763-768)	3	2	1	0.8	0.6	4.1	2	-	2	11.7	0	40.8
60 Other diseases peculiar to early infancy, and immaturity unqualified (769-776)	49	36	13	13.0	10.2	53.5	3	1	2	17.5	8.2	40.8
61 Senility, without mention of psychosis (794)	7	4	3	1.9	1.1	12.3	-	-	-	0	0	0
62 Ill-defined and unknown causes (780-793, 795)	13	11	2	3.5	3.1	8.2	12	5	7	70.2	41.0	142.9
63 Motor vehicle accidents (E810-E835)	86	72	14	22.9	20.5	57.6	8	8	-	46.8	65.6	0
64 All other accidents (E800-E802, E840-E962)	81	70	11	21.5	19.9	45.3	13	8	5	76.0	65.6	102.0
65 Suicide (E963, E970-E979)	46	44	2	12.2	12.5	8.2	3	3	-	17.5	24.6	0
66 Homicide (E964, E980-E985)	34	9	25	9.0	2.6	102.9	3	1	2	17.5	8.2	40.8
67 All other diseases (residual)	219	173	46	58.2	49.1	189.3	18	13	5	105.3	106.6	102.0

1/ Includes live births to residents of Florence Crittenton Home.

TABLE XIII VITAL STATISTICS, BY COUNTY, BY RACE, GEORGIA, 1967

ITEM	DOOLY						DOUGHERTY					
	Number			Rate or Ratio *			Number			Rate or Ratio *		
	Total	White	Non-White	Total	White	Non-White	Total	White	Non-White	Total	White	Non-White
1 Estimated population as of July 1	11,900	5,400	6,500				81,600	54,800	26,800			
<b>LIVE BIRTHS</b>												
2 Total	212	62	150	17.8	11.5	23.1	1,787	1,010	777	21.9	18.4	29.0
3 Delivered in hospital	164	62	102	77.4%	100.0%	68.0%	1,722	1,009	713	96.4%	99.9%	91.8%
4 Delivered in home by physician	5	—	5	2.4%	0%	3.3%	57	1	56	3.2%	0.1%	7.2%
5 Delivered in home by midwife	43	—	43	20.3%	0%	28.7%	8	—	8	0.4%	0%	1.0%
6 Other deliveries	—	—	—	0%	0%	0%	—	—	—	0%	0%	0%
7 Immature births	22	4	18	103.8	64.5	120.0	158	53	105	88.4	52.5	135.1
8 Live births to unwed mothers	41	3	38	193.4	48.4	253.3	260	30	230	145.5	29.7	296.0
<b>FETAL DEATHS</b>												
9 Total	4	1	3	18.9	16.1	20.0	76	26	50	42.5	25.7	64.4
10 Under 20 weeks gestation	1	—	1	4.7	0	6.7	34	10	24	19.0	9.9	30.9
11 20-27 weeks gestation	2	—	2	9.4	0	13.3	12	5	7	6.7	5.0	9.0
12 28 weeks and more	1	1	—	4.7	16.1	0	22	8	14	12.3	7.9	18.0
13 Unknown length of gestation	—	—	—	0	0	0	8	3	5	4.5	3.0	6.4
<b>DEATHS</b>												
14 Total, all ages	129	65	64	1084.0	1203.7	984.6	591	283	308	724.3	516.4	1149.3
15 Under 1 year	8	3	5	37.7	48.4	33.3	39	13	26	21.8	12.9	33.5
16 Under 28 days	2	2	—	9.4	32.3	0	23	10	13	12.9	9.9	16.7
17 Deaths from immaturity	—	—	—	0	0	0	4	2	2	2.2	2.0	2.6
18 1-4 years **	3	1	2	0	0	0	7	3	4	5.6	0	12.9
19 Maternal deaths	—	—	—	0	0	0	1	—	1	—	—	—
<b>CAUSE OF DEATH</b>												
20 Tuberculosis, all forms (001-019)	1	—	1	8.4	0	15.4	1	—	1	1.2	0	3.7
21 Syphilis and its sequelae (020-029)	—	—	—	0	0	0	1	1	—	1.2	1.8	0
22 Typhoid fever (040)	—	—	—	0	0	0	—	—	—	0	0	0
23 Dysentery, all forms (045-048)	—	—	—	0	0	0	—	—	—	0	0	0
24 Scarlet fever (050)	—	—	—	0	0	0	—	—	—	0	0	0
25 Streptococcal sore throat (051)	—	—	—	0	0	0	—	—	—	0	0	0
26 Diphtheria (055)	—	—	—	0	0	0	—	—	—	0	0	0
27 Whooping cough (056)	—	—	—	0	0	0	—	—	—	0	0	0
28 Meningococcal infections (057)	—	—	—	0	0	0	—	—	—	0	0	0
29 Acute poliomyelitis (080)	—	—	—	0	0	0	—	—	—	0	0	0
30 Acute infectious encephalitis (082)	—	—	—	0	0	0	—	—	—	0	0	0
31 Smallpox (084)	—	—	—	0	0	0	—	—	—	0	0	0
32 Measles (085)	—	—	—	0	0	0	—	—	—	0	0	0
33 Typhus and other rickettsial diseases (100-103, 105-108)	—	—	—	0	0	0	—	—	—	0	0	0
34 Rocky Mountain spotted fever (104)	—	—	—	0	0	0	—	—	—	0	0	0
35 Malaria (110-117)	—	—	—	0	0	0	1	—	1	1.2	0	3.7
36 All other diseases classified as infective and parasitic (030-039, 041-044, 049, 052-054, 059-074, 081, 083, 086-096, 120-138)	—	—	—	0	0	0	—	—	—	0	0	0
37 Malignant neoplasms, including neoplasms of lymphatic and haematopoietic tissues (140-205)	15	12	3	126.1	222.2	46.2	76	43	33	93.1	78.5	123.1
38 Benign and unspecified neoplasms (210-239)	1	1	—	8.4	18.5	0	1	1	—	1.2	1.8	0
39 Diabetes mellitus (260)	3	2	1	25.2	37.0	15.4	8	5	3	9.8	9.1	11.2
40 Pellagra (281)	—	—	—	0	0	0	—	—	—	0	0	0
41 Anemias (290-293)	1	—	1	8.4	0	15.4	7	1	6	8.6	1.8	22.4
42 Vascular lesions affecting central nervous system (330-334)	26	10	16	218.5	185.2	246.2	104	39	65	127.5	71.2	242.5
43 Nonmeningococcal meningitis (340)	—	—	—	0	0	0	—	—	—	0	0	0
44 Rheumatic fever (400-402)	1	—	1	8.4	0	15.4	—	—	—	0	0	0
45 Heart diseases (410-443)	40	24	16	336.1	444.4	246.2	181	104	77	221.8	189.8	287.3
46 Hypertension without mention of heart (444-447)	1	1	—	8.4	18.5	0	8	1	7	9.8	1.8	26.1
47 Influenza and pneumonia (480-483, 490-493)	7	1	6	58.8	18.5	92.3	22	8	14	27.0	14.6	52.2
48 Bronchitis (500-502)	2	1	1	16.8	18.5	15.4	1	—	1	1.2	0	3.7
49 Ulcer of stomach and duodenum (540, 541)	—	—	—	0	0	0	2	1	1	2.5	1.8	3.7
50 Appendicitis (550-553)	—	—	—	0	0	0	1	—	1	1.2	0	3.7
51 Intestinal obstruction and hernia (560, 561, 570)	2	1	1	16.8	18.5	15.4	3	2	1	3.7	3.6	3.7
52 Gastritis, duodenitis, enteritis and colitis (except diarrhea of the newborn) (543, 571, 572)	2	—	2	16.8	0	30.8	2	—	2	2.5	0	7.5
53 Cirrhosis of liver (581)	—	—	—	0	0	0	5	4	1	6.1	7.3	3.7
54 Nephritis and nephrosis (590-594)	—	—	—	0	0	0	17	2	15	20.8	3.6	56.0
55 Hyperplasia of prostate (610)	—	—	—	0	0	0	2	2	—	2.5	3.6	0
56 Complications of pregnancy, childbirth and the puerperium (640-652, 670-689)	—	—	—	0	0	0	1	—	1	1.2	0	3.7
57 Congenital malformations (750-759)	1	—	1	8.4	0	15.4	8	4	4	9.8	7.3	14.9
58 Birth injuries, postnatal asphyxia and atelectasis (760-762)	1	—	1	8.4	18.5	0	8	5	3	9.8	9.1	11.2
59 Infection of the newborn (763-768)	—	—	—	0	0	0	3	1	2	3.7	1.8	7.5
60 Other diseases peculiar to early infancy, and immaturity unqualified (769-776)	2	2	—	16.8	37.0	0	9	4	5	11.0	7.3	18.7
61 Senility, without mention of psychosis (794)	—	—	—	0	0	0	—	—	—	0	0	0
62 Ill-defined and unknown causes (780-793, 795)	4	—	4	33.6	0	61.5	7	2	5	8.6	3.6	18.7
63 Motor vehicle accidents (E810-E835)	2	1	1	16.8	18.5	15.4	15	11	4	13.4	20.1	14.9
64 All other accidents (E800-E802, E840-E962)	1	—	1	8.4	0	15.4	14	8	6	17.2	14.6	22.4
65 Suicide (E963, E970-E979)	2	1	1	16.8	18.5	15.4	6	6	—	7.4	10.9	0
66 Homicide (E964, E980-E985)	5	—	5	42.0	0	76.9	16	1	15	19.6	1.8	56.0
67 All other diseases (residual)	9	7	2	75.6	129.6	30.8	61	27	34	74.8	49.3	126.9

TABLE XIII VITAL STATISTICS, BY COUNTY, BY RACE, GEORGIA, 1967

ITEM	DOUGLAS						EARLY						
	Number			Rate or Ratio *			Number			Rate or Ratio *			
	Total	White	Non-White	Total	White	Non-White	Total	White	Non-White	Total	White	Non-White	
1 Estimated population as of July 1	23,200	20,000	3,200				13,900	6,500	7,400				1
<b>LIVE BIRTHS</b>													
2 Total	438	367	71	18.9	18.4	22.2	318	127	191	22.9	19.5	25.8	2
3 Delivered in hospital	435	365	70	99.3%	99.5%	98.6%	187	125	62	58.8%	98.4%	32.5%	3
4 Delivered in home by physician	3	2	1	0.7%	0.5%	1.4%	5	2	3	1.6%	1.6%	1.6%	4
5 Delivered in home by midwife	—	—	—	0%	0%	0%	126	—	126	39.6%	0%	66.0%	5
6 Other deliveries	—	—	—	0%	0%	0%	—	—	—	0%	0%	0%	6
7 Immature births	36	24	12	82.2	65.4	169.0	32	8	24	100.6	63.0	125.7	7
8 Live births to unwed mothers	23	8	15	52.5	21.8	211.3	53	3	50	166.7	23.6	261.8	8
<b>FETAL DEATHS</b>													
9 Total	10	8	2	22.8	21.8	28.2	2	—	2	6.3	0	10.5	9
10 Under 20 weeks gestation	1	1	—	2.3	2.7	0	—	—	—	0	0	0	10
11 20-27 weeks gestation	3	3	—	6.8	8.2	0	1	—	1	3.1	0	5.2	11
12 28 weeks and more	6	4	2	13.7	10.9	28.2	1	—	1	3.1	0	5.2	12
13 Unknown length of gestation	—	—	—	0	0	0	—	—	—	0	0	0	13
<b>DEATHS</b>													
14 Total, all ages	196	162	34	844.8	810.0	1062.5	134	75	59	964.0	1153.8	797.3	14
15 Under 1 year	12	6	6	27.4	16.3	84.5	6	1	5	18.9	7.9	26.2	15
16 Under 28 days	6	3	3	13.7	8.2	42.3	3	—	3	9.4	0	15.7	16
17 Deaths from immaturity	1	1	—	2.3	2.7	0	1	—	1	3.1	0	5.2	17
18 1-4 years **	1	1	—	—	—	—	3	1	2	—	—	—	18
19 Maternal deaths	—	—	—	0	0	0	—	—	—	0	0	0	19
<b>CAUSE OF DEATH</b>													
20 Tuberculosis, all forms (001-019)	—	—	—	0	0	0	—	—	—	0	0	0	20
21 Syphilis and its sequelae (020-029)	—	—	—	0	0	0	—	—	—	0	0	0	21
22 Typhoid fever (040)	—	—	—	0	0	0	—	—	—	0	0	0	22
23 Dysentery, all forms (045-048)	—	—	—	0	0	0	—	—	—	0	0	0	23
24 Scarlet fever (050)	—	—	—	0	0	0	—	—	—	0	0	0	24
25 Streptococcal sore throat (051)	—	—	—	0	0	0	—	—	—	0	0	0	25
26 Diphtheria (055)	—	—	—	0	0	0	—	—	—	0	0	0	26
27 Whooping cough (056)	—	—	—	0	0	0	—	—	—	0	0	0	27
28 Meningococcal infections (057)	—	—	—	0	0	0	—	—	—	0	0	0	28
29 Acute poliomyelitis (080)	—	—	—	0	0	0	—	—	—	0	0	0	29
30 Acute infectious encephalitis (082)	—	—	—	0	0	0	—	—	—	0	0	0	30
31 Smallpox (084)	—	—	—	0	0	0	—	—	—	0	0	0	31
32 Measles (085)	—	—	—	0	0	0	—	—	—	0	0	0	32
33 Typhus and other rickettsial diseases (100-103, 105-108)	—	—	—	0	0	0	—	—	—	0	0	0	33
34 Rocky Mountain spotted fever (104)	—	—	—	0	0	0	—	—	—	0	0	0	34
35 Malaria (110-117)	—	—	—	0	0	0	—	—	—	0	0	0	35
36 All other diseases classified as infective and parasitic (030-039, 041-044, 049, 052-054, 059-074, 081, 083, 086-096, 120-138)	1	1	—	4.3	5.0	0	2	1	1	14.4	15.4	13.5	36
37 Malignant neoplasms, including neoplasms of lymphatic and haematopoietic tissues (140-205)	24	22	2	103.4	110.0	62.5	14	7	7	100.7	107.7	94.6	37
38 Benign and unspecified neoplasms (210-239)	—	—	—	0	0	0	—	—	—	0	0	0	38
39 Diabetes mellitus (260)	6	2	4	25.9	10.0	125.0	4	3	1	28.8	46.2	13.5	39
40 Pellagra (281)	—	—	—	0	0	0	—	—	—	0	0	0	40
41 Anemias (290-293)	—	—	—	0	0	0	2	2	—	14.4	30.8	0	41
42 Vascular lesions affecting central nervous system (330-334)	25	20	5	107.8	100.0	156.3	16	5	11	115.1	76.9	148.6	42
43 Nonmeningococcal meningitis (340)	—	—	—	0	0	0	—	—	—	0	0	0	43
44 Rheumatic fever (400-402)	—	—	—	0	0	0	—	—	—	0	0	0	44
45 Heart diseases (410-443)	70	57	13	301.7	285.0	406.3	45	27	18	323.7	415.4	243.2	45
46 Hypertension without mention of heart (444-447)	1	1	—	4.3	5.0	0	—	—	—	0	0	0	46
47 Influenza and pneumonia (480-483, 490-493)	6	5	1	25.9	25.0	31.3	6	4	2	43.2	61.5	27.0	47
48 Bronchitis (500-502)	—	—	—	0	0	0	1	1	—	7.2	15.4	0	48
49 Ulcer of stomach and duodenum (540, 541)	—	—	—	0	0	0	—	—	—	0	0	0	49
50 Appendicitis (550-553)	—	—	—	0	0	0	1	—	1	7.2	0	13.5	50
51 Intestinal obstruction and hernia (560, 561, 570)	—	—	—	0	0	0	4	3	1	28.8	46.2	13.5	51
52 Gastritis, duodenitis, enteritis and colitis (except diarrhea of the newborn) (543, 571, 572)	—	—	—	0	0	0	—	—	—	0	0	0	52
53 Cirrhosis of liver (581)	2	2	—	8.6	10.0	0	2	2	—	14.4	30.8	0	53
54 Nephritis and nephrosis (590-594)	2	2	—	8.6	10.0	0	—	—	—	0	0	0	54
55 Hyperplasia of prostate (610)	—	—	—	0	0	0	—	—	—	0	0	0	55
56 Complications of pregnancy, childbirth and the puerperium (640-652, 670-689)	—	—	—	0	0	0	—	—	—	0	0	0	56
57 Congenital malformations (750-759)	3	3	—	12.9	15.0	0	1	1	—	7.2	15.4	0	57
58 Birth injuries, postnatal asphyxia and atelectasis (760-762)	2	—	2	8.6	0	62.5	1	—	1	7.2	0	13.5	58
59 Infection of the newborn (763-768)	—	—	—	0	0	0	1	—	1	7.2	0	13.5	59
60 Other diseases peculiar to early infancy, and immaturity unqualified (769-776)	3	2	1	12.9	10.0	31.3	1	—	1	7.2	0	13.5	60
61 Senility, without mention of psychosis (794)	—	—	—	0	0	0	1	—	1	7.2	0	13.5	61
62 Ill-defined and unknown causes (780-793, 795)	2	2	—	8.6	10.0	0	1	1	—	7.2	15.4	0	62
63 Motor vehicle accidents (E810-E835)	16	12	4	69.0	60.0	125.0	6	2	4	43.2	30.8	54.1	63
64 All other accidents (E800-E802, E840-E962)	12	12	—	51.7	60.0	0	6	3	3	43.2	46.2	40.5	64
65 Suicide (E963, E970-E979)	3	3	—	12.9	15.0	0	3	3	—	21.6	46.2	0	65
66 Homicide (E964, E980-E985)	1	1	—	4.3	5.0	0	2	1	1	14.4	15.4	13.5	66
67 All other diseases (residual)	17	15	2	73.3	75.0	62.5	14	9	5	100.7	138.5	67.6	67

TABLE XIII VITAL STATISTICS, BY COUNTY, BY RACE, GEORGIA, 1967

ITEM	ECHOLS						EFFINGHAM						
	Number			Rate or Ratio *			Number			Rate or Ratio *			
	Total	White	Non-White	Total	White	Non-White	Total	White	Non-White	Total	White	Non-White	
1 Estimated population as of July 1	1,900	1,300	600				13,200	9,300	3,900				1
<b>LIVE BIRTHS</b>													
2 Total	17	11	6	8.9	8.5	10.0	196	123	73	14.8	13.2	18.7	2
3 Delivered in hospital	14	10	4	82.4%	90.9%	66.7%	151	123	28	77.0%	100.0%	38.4%	3
4 Delivered in home by physician	1	1	—	5.9%	9.1%	0%	4	—	4	2.0%	0%	5.5%	4
5 Delivered in home by midwife	2	—	2	11.8%	0%	33.3%	41	—	41	20.9%	0%	56.2%	5
6 Other deliveries	—	—	—	0%	0%	0%	—	—	—	0%	0%	0%	6
7 Immature births	1	1	—	58.8	90.9	0	9	6	3	45.9	48.8	41.1	7
8 Live births to unwed mothers	1	—	1	58.8	0	166.7	21	3	18	107.1	24.4	246.6	8
<b>FETAL DEATHS</b>													
9 Total	1	1	—	58.8	90.9	0	11	9	2	56.1	73.2	27.4	9
10 Under 20 weeks gestation	1	1	—	58.8	90.9	0	5	4	1	25.5	32.5	13.7	10
11 20-27 weeks gestation	—	—	—	0	0	0	3	3	—	15.3	24.4	0	11
12 28 weeks and more	—	—	—	0	0	0	3	2	1	15.3	16.3	13.7	12
13 Unknown length of gestation	—	—	—	0	0	0	—	—	—	0	0	0	13
<b>DEATHS</b>													
14 Total, all ages	32	23	9	1684.2	1769.2	1500.0	110	73	37	833.3	784.9	948.7	14
15 Under 1 year	1	1	—	58.8	90.9	0	9	2	7	45.9	16.3	95.9	15
16 Under 28 days	1	1	—	58.8	90.9	0	6	2	4	30.6	16.3	54.8	16
17 Deaths from immaturity	—	—	—	0	0	0	1	1	—	5.1	8.1	0	17
18 1-4 years * *	—	—	—	0	0	0	2	1	1	—	—	—	18
19 Maternal deaths	—	—	—	0	0	0	—	—	—	0	0	0	19
<b>CAUSE OF DEATH</b>													
20 Tuberculosis, all forms (001-019)	—	—	—	0	0	0	—	—	—	0	0	0	20
21 Syphilis and its sequelae (020-029)	—	—	—	0	0	0	—	—	—	0	0	0	21
22 Typhoid fever (040)	—	—	—	0	0	0	—	—	—	0	0	0	22
23 Dysentery, all forms (045-048)	—	—	—	0	0	0	—	—	—	0	0	0	23
24 Scarlet fever (050)	—	—	—	0	0	0	—	—	—	0	0	0	24
25 Streptococcal sore throat (051)	—	—	—	0	0	0	—	—	—	0	0	0	25
26 Diphtheria (055)	—	—	—	0	0	0	—	—	—	0	0	0	26
27 Whooping cough (056)	—	—	—	0	0	0	—	—	—	0	0	0	27
28 Meningococcal infections (057)	—	—	—	0	0	0	—	—	—	0	0	0	28
29 Acute poliomyelitis (080)	—	—	—	0	0	0	—	—	—	0	0	0	29
30 Acute infectious encephalitis (082)	—	—	—	0	0	0	—	—	—	0	0	0	30
31 Smallpox (084)	—	—	—	0	0	0	—	—	—	0	0	0	31
32 Measles (085)	—	—	—	0	0	0	—	—	—	0	0	0	32
33 Typhus and other rickettsial diseases (100-103, 105-108)	—	—	—	0	0	0	—	—	—	0	0	0	33
34 Rocky Mountain spotted fever (104)	—	—	—	0	0	0	—	—	—	0	0	0	34
35 Malaria (110-117)	—	—	—	0	0	0	—	—	—	0	0	0	35
36 All other diseases classified as infective and parasitic (030-039, 041-044, 049, 052-054, 059-074, 081, 083, 086-096, 120-138)	—	—	—	0	0	0	2	1	1	15.2	10.8	25.6	36
37 Malignant neoplasms, including neoplasms of lymphatic and haemopoietic tissues (140-205)	4	4	—	210.5	307.7	0	10	7	3	75.8	75.3	76.9	37
38 Benign and unspecified neoplasms (210-239)	—	—	—	0	0	0	—	—	—	0	0	0	38
39 Diabetes mellitus (260)	—	—	—	0	0	0	5	4	1	37.9	43.0	25.6	39
40 Pellagra (281)	—	—	—	0	0	0	—	—	—	0	0	0	40
41 Anemias (290-293)	—	—	—	0	0	0	1	—	1	7.6	0	25.6	41
42 Vascular lesions affecting central nervous system (330-334)	2	1	1	105.3	76.9	166.7	22	17	5	166.7	182.8	128.2	42
43 Nonmeningococcal meningitis (340)	—	—	—	0	0	0	2	1	1	15.2	10.8	25.6	43
44 Rheumatic fever (400-402)	—	—	—	0	0	0	—	—	—	0	0	0	44
45 Heart diseases (410-443)	14	9	5	736.8	692.3	833.3	30	19	11	227.3	204.3	282.1	45
46 Hypertension without mention of heart (444-447)	—	—	—	0	0	0	1	—	1	7.6	0	25.6	46
47 Influenza and pneumonia (480-483, 490-493)	1	1	—	52.6	76.9	0	6	3	3	45.5	32.3	76.9	47
48 Bronchitis (500-502)	—	—	—	0	0	0	—	—	—	0	0	0	48
49 Ulcer of stomach and duodenum (540, 541)	—	—	—	0	0	0	—	—	—	0	0	0	49
50 Appendicitis (550-553)	—	—	—	0	0	0	—	—	—	0	0	0	50
51 Intestinal obstruction and hernia (560, 561, 570)	—	—	—	0	0	0	1	—	1	7.6	0	25.6	51
52 Gastritis, duodenitis, enteritis and colitis (except diarrhea of the newborn) (543, 571, 572)	—	—	—	0	0	0	3	1	2	22.7	10.8	51.3	52
53 Cirrhosis of liver (581)	1	1	—	52.6	76.9	0	1	1	—	7.6	10.8	0	53
54 Nephritis and nephrosis (590-594)	1	1	—	52.6	76.9	0	—	—	—	0	0	0	54
55 Hyperplasia of prostate (610)	—	—	—	0	0	0	1	—	1	7.6	0	25.6	55
56 Complications of pregnancy, childbirth and the puerperium (640-652, 670-689)	—	—	—	0	0	0	—	—	—	0	0	0	56
57 Congenital malformations (750-759)	—	—	—	0	0	0	—	—	—	0	0	0	57
58 Birth injuries, postnatal asphyxia and atelectasis (760-762)	—	—	—	0	0	0	1	1	—	7.6	10.8	0	58
59 Infection of the newborn (763-768)	1	1	—	52.6	76.9	0	2	1	1	15.2	10.8	25.6	59
60 Other diseases peculiar to early infancy, and immaturity unqualified (769-776)	—	—	—	0	0	0	—	—	—	0	0	0	60
61 Senility, without mention of psychosis (794)	—	—	—	0	0	0	—	—	—	0	0	0	61
62 Ill-defined and unknown causes (780-793, 795)	1	1	—	52.6	76.9	0	—	—	—	0	0	0	62
63 Motor vehicle accidents (E810-E835)	3	—	3	157.9	0	500.0	7	6	1	53.0	64.5	25.6	63
64 All other accidents (E800-E802, E840-E862)	1	1	—	52.6	76.9	0	3	2	1	22.7	21.5	25.6	64
65 Suicide (E963, E970-E979)	—	—	—	0	0	0	1	1	—	7.6	10.8	0	65
66 Homicide (E964, E980-E985)	—	—	—	0	0	0	1	—	1	7.6	0	25.6	66
67 All other diseases (residual)	3	3	—	157.9	230.8	0	9	8	1	68.2	86.0	25.6	67

42 TABLE XIII VITAL STATISTICS, BY COUNTY, BY RACE, GEORGIA, 1967

ITEM	ELBERT						EMANUEL					
	Number			Rate or Ratio *			Number			Rate or Ratio *		
	Total	White	Non-White	Total	White	Non-White	Total	White	Non-White	Total	White	Non-White
1 Estimated population as of July 1	18,600	12,200	6,400				18,800	12,500	6,300			
<b>LIVE BIRTHS</b>												
2 Total	330	184	146	17.7	15.1	22.8	367	197	170	19.5	15.8	27.0
3 Delivered in hospital	302	184	118	91.5%	100.0%	80.8%	316	194	122	86.1%	98.5%	71.8%
4 Delivered in home by physician	2	—	2	0.6%	0%	1.4%	2	—	2	0.5%	0%	1.2%
5 Delivered in home by midwife	26	—	26	7.9%	0%	17.8%	49	3	46	13.4%	1.5%	27.1%
6 Other deliveries	—	—	—	0%	0%	0%	—	—	—	0%	0%	0%
7 Immature births	32	18	14	97.0	97.8	95.9	37	18	19	100.8	91.4	111.8
8 Live births to unwed mothers	35	3	32	106.1	16.3	219.2	44	5	39	119.9	25.4	229.4
<b>FETAL DEATHS</b>												
9 Total	5	—	5	15.2	0	34.2	16	9	7	43.6	45.7	41.2
10 Under 20 weeks gestation	1	—	1	3.0	0	6.8	7	6	1	19.1	30.5	5.9
11 20-27 weeks gestation	1	—	1	3.0	0	6.8	3	—	3	8.2	0	17.6
12 28 weeks and more	1	—	1	3.0	0	6.8	6	3	3	16.3	15.2	17.6
13 Unknown length of gestation	2	—	2	6.1	0	13.7	—	—	—	0	0	0
<b>DEATHS</b>												
14 Total, all ages	183	132	51	983.9	1082.0	796.9	202	146	56	1074.5	1168.0	888.9
15 Under 1 year	7	3	4	21.2	16.3	27.4	11	10	1	30.0	50.8	5.9
16 Under 28 days	1	—	1	3.0	0	6.8	8	8	—	21.8	40.6	0
17 Deaths from immaturity	1	—	1	3.0	0	6.8	1	1	—	2.7	5.1	0
18 1-4 years **	2	1	1	—	—	—	2	2	—	—	—	—
19 Maternal deaths	—	—	—	0	0	0	—	—	—	0	0	0
<b>CAUSE OF DEATH</b>												
20 Tuberculosis, all forms (001-019)	2	1	1	10.8	8.2	15.6	2	2	—	10.6	16.0	0
21 Syphilis and its sequelae (020-029)	—	—	—	0	0	0	1	—	1	5.3	0	15.9
22 Typhoid fever (040)	—	—	—	0	0	0	—	—	—	0	0	0
23 Dysentery, all forms (045-048)	—	—	—	0	0	0	—	—	—	0	0	0
24 Scarlet fever (050)	—	—	—	0	0	0	—	—	—	0	0	0
25 Streptococcal sore throat (051)	—	—	—	0	0	0	—	—	—	0	0	0
26 Diphtheria (055)	—	—	—	0	0	0	—	—	—	0	0	0
27 Whooping cough (056)	—	—	—	0	0	0	—	—	—	0	0	0
28 Meningococcal infections (057)	—	—	—	0	0	0	—	—	—	0	0	0
29 Acute poliomyelitis (080)	—	—	—	0	0	0	—	—	—	0	0	0
30 Acute infectious encephalitis (082)	—	—	—	0	0	0	—	—	—	0	0	0
31 Smallpox (084)	—	—	—	0	0	0	—	—	—	0	0	0
32 Measles (085)	—	—	—	0	0	0	—	—	—	0	0	0
33 Typhus and other rickettsial diseases (100-103, 105-108)	—	—	—	0	0	0	—	—	—	0	0	0
34 Rocky Mountain spotted fever (104)	—	—	—	0	0	0	—	—	—	0	0	0
35 Malaria (110-117)	—	—	—	0	0	0	—	—	—	0	0	0
36 All other diseases classified as infective and parasitic (030-039, 041-044, 049, 052-054, 059-074, 081, 083, 086-096, 120-138)	1	1	—	5.4	8.2	0	—	—	—	0	0	0
37 Malignant neoplasms, including neoplasms of lymphatic and haematopoietic tissues (140-205)	33	27	6	177.4	221.3	93.8	20	13	7	106.4	104.0	111.1
38 Benign and unspecified neoplasms (210-239)	4	4	—	21.5	32.8	0	1	1	—	5.3	8.0	0
39 Diabetes mellitus (260)	1	—	1	5.4	0	15.6	—	—	—	0	0	0
40 Pellagra (281)	—	—	—	0	0	0	—	—	—	0	0	0
41 Anemias (290-293)	—	—	—	0	0	0	—	—	—	0	0	0
42 Vascular lesions affecting central nervous system (330-334)	24	12	12	129.0	98.4	187.5	42	24	18	223.4	192.0	285.7
43 Nonmeningococcal meningitis (340)	—	—	—	0	0	0	2	1	1	10.6	8.0	15.9
44 Rheumatic fever (400-402)	—	—	—	0	0	0	—	—	—	0	0	0
45 Heart diseases (410-443)	66	50	16	354.8	409.8	250.0	65	58	7	345.7	464.0	111.1
46 Hypertension without mention of heart (444-447)	—	—	—	0	0	0	2	1	1	10.6	8.0	15.9
47 Influenza and pneumonia (480-483, 490-493)	2	1	1	10.8	8.2	15.6	7	4	3	37.2	32.0	47.6
48 Bronchitis (500-502)	1	—	—	5.4	0	15.6	—	—	—	0	0	0
49 Ulcer of stomach and duodenum (540, 541)	1	1	—	5.4	8.2	0	2	2	—	10.6	16.0	0
50 Appendicitis (550-553)	—	—	—	0	0	0	—	—	—	0	0	0
51 Intestinal obstruction and hernia (560, 561, 570)	2	2	—	10.8	16.4	0	—	—	—	0	0	0
52 Gastritis, duodenitis, enteritis and colitis (except diarrhea of the newborn) (543, 571, 572)	1	1	—	5.4	8.2	0	1	1	—	5.3	8.0	0
53 Cirrhosis of liver (581)	1	1	—	5.4	8.2	0	—	—	—	0	0	0
54 Nephritis and nephrosis (590-594)	7	3	4	37.6	24.6	62.5	1	1	—	5.3	8.0	0
55 Hyperplasia of prostate (610)	—	—	—	0	0	0	1	1	—	5.3	8.0	0
56 Complications of pregnancy, childbirth and the puerperium (640-652, 670-689)	—	—	—	0	0	0	—	—	—	0	0	0
57 Congenital malformations (750-759)	1	—	1	5.4	0	15.6	2	2	—	10.6	16.0	0
58 Birth injuries, postnatal asphyxia and atelectasis (760-762)	1	1	—	5.4	8.2	0	1	1	—	5.3	8.0	0
59 Infection of the newborn (763-768)	—	—	—	0	0	0	1	1	—	5.3	8.0	0
60 Other diseases peculiar to early infancy, and immaturity unqualified (769-776)	1	—	1	5.4	0	15.6	6	5	1	31.9	40.0	15.9
61 Senility, without mention of psychosis (794)	—	—	—	0	0	0	1	1	—	5.3	8.0	0
62 Ill-defined and unknown causes (780-793, 795)	2	1	1	10.8	8.2	15.6	—	—	—	0	0	0
63 Motor vehicle accidents (E810-E835)	9	8	1	48.4	65.6	15.6	5	2	3	26.6	16.0	47.6
64 All other accidents (E800-E802, E840-E962)	9	7	2	48.4	57.4	31.3	10	5	5	53.2	40.0	79.4
65 Suicide (E963, E970-E979)	1	—	—	5.4	8.2	0	2	1	1	10.6	8.0	15.9
66 Homicide (E944, E980-E985)	—	—	—	0	0	0	3	1	2	16.0	8.0	31.7
67 All other diseases (residual)	13	10	3	69.9	82.0	46.9	24	18	6	127.7	144.0	95.2



TABLE XIII VITAL STATISTICS, BY COUNTY, BY RACE, GEORGIA, 1967 43

ITEM	EVANS						FANNIN						
	Number			Rate or Ratio *			Number			Rate or Ratio *			
	Total	White	Non-White	Total	White	Non-White	Total	White	Non-White	Total	White	Non-White	
1 Estimated population as of July 1	7,400	4,600	2,800				14,000	14,000	0				1
<b>LIVE BIRTHS</b>													
2 Total	137	72	65	18.5	15.7	23.2	189	189	-	13.5	13.5	...	2
3 Delivered in hospital	93	72	21	67.9%	100.0%	32.3%	189	189	-	100.0%	100.0%	...	3
4 Delivered in home by physician	44	-	44	32.1%	0%	67.7%	-	-	-	0%	0%	...	4
5 Delivered in home by midwife	-	-	-	0%	0%	0%	-	-	-	0%	0%	...	5
6 Other deliveries	-	-	-	0%	0%	0%	-	-	-	0%	0%	...	6
7 Immature births	14	8	6	102.2	111.1	92.3	16	16	-	84.7	84.7	...	7
8 Live births to unwed mothers	23	3	20	167.9	41.7	307.7	8	8	-	42.3	42.3	...	8
<b>FETAL DEATHS</b>													
9 Total	3	2	1	21.9	27.8	15.4	3	3	-	15.9	15.9	...	9
10 Under 20 weeks gestation	-	1	-	7.3	13.9	0	-	-	-	0	0	...	10
11 20-27 weeks gestation	-	-	-	0	0	0	-	-	-	0	0	...	11
12 28 weeks and more	2	1	1	14.6	13.9	15.4	2	2	-	10.6	10.6	...	12
13 Unknown length of gestation	-	-	-	0	0	0	1	1	-	5.3	5.3	...	13
<b>DEATHS</b>													
14 Total, all ages	66	38	28	891.9	826.1	1000.0	135	134	1	964.3	957.1	...	14
15 Under 1 year	4	1	3	29.2	13.9	46.2	5	5	-	26.5	26.5	...	15
16 Under 28 days	2	1	1	14.6	13.9	15.4	5	5	-	26.5	26.5	...	16
17 Deaths from immaturity	1	1	-	7.3	13.9	0	1	1	-	5.3	5.3	...	17
18 1-4 years **	-	-	-	-	-	-	1	1	-	-	-	...	18
19 Maternal deaths	-	-	-	0	0	0	-	-	-	0	0	...	19
<b>CAUSE OF DEATH</b>													
20 Tuberculosis, all forms (001-019)	-	-	-	0	0	0	-	-	-	0	0	...	20
21 Syphilis and its sequelae (020-029)	-	-	-	0	0	0	-	-	-	0	0	...	21
22 Typhoid fever (040)	-	-	-	0	0	0	-	-	-	0	0	...	22
23 Dysentery, all forms (045-048)	-	-	-	0	0	0	-	-	-	0	0	...	23
24 Scarlet fever (050)	-	-	-	0	0	0	-	-	-	0	0	...	24
25 Streptococcal sore throat (051)	-	-	-	0	0	0	-	-	-	0	0	...	25
26 Diphtheria (055)	-	-	-	0	0	0	-	-	-	0	0	...	26
27 Whooping cough (056)	-	-	-	0	0	0	-	-	-	0	0	...	27
28 Meningococcal infections (057)	-	-	-	0	0	0	-	-	-	0	0	...	28
29 Acute poliomyelitis (080)	-	-	-	0	0	0	-	-	-	0	0	...	29
30 Acute infectious encephalitis (082)	-	-	-	0	0	0	-	-	-	0	0	...	30
31 Smallpox (084)	-	-	-	0	0	0	-	-	-	0	0	...	31
32 Measles (085)	-	-	-	0	0	0	-	-	-	0	0	...	32
33 Typhus and other rickettsial diseases (100-103, 105-108)	-	-	-	0	0	0	-	-	-	0	0	...	33
34 Rocky Mountain spotted fever (104)	-	-	-	0	0	0	-	-	-	0	0	...	34
35 Malaria (110-117)	-	-	-	0	0	0	1	1	-	7.1	7.1	...	35
36 All other diseases classified as infective and parasitic (030-039, 041-044, 049, 052-054, 059-074, 081, 083, 086-096, 120-138)	-	-	-	0	0	0	-	-	-	0	0	...	36
37 Malignant neoplasms, including neoplasms of lymphatic and haematopoietic tissues (140-205)	11	6	5	148.6	130.4	178.6	27	27	-	192.9	192.9	...	37
38 Benign and unspecified neoplasms (210-239)	-	-	-	0	0	0	-	-	-	0	0	...	38
39 Diabetes mellitus (260)	3	3	0	40.5	0	107.1	-	-	-	0	0	...	39
40 Pellagra (281)	-	-	-	0	0	0	-	-	-	0	0	...	40
41 Anemias (290-293)	-	-	-	0	0	0	-	-	-	0	0	...	41
42 Vascular lesions affecting central nervous system (330-334)	2	1	1	27.0	21.7	35.7	21	21	-	150.0	150.0	...	42
43 Nonmeningococcal meningitis (340)	-	-	-	0	0	0	-	-	-	0	0	...	43
44 Rheumatic fever (400-402)	-	-	-	0	0	0	-	-	-	0	0	...	44
45 Heart diseases (410-443)	22	14	8	297.3	304.3	285.7	47	46	1	335.7	328.6	...	45
46 Hypertension without mention of heart (444-447)	1	-	-	13.5	0	35.7	1	1	-	7.1	7.1	...	46
47 Influenza and pneumonia (480-483, 490-493)	6	2	4	81.1	43.5	142.9	4	4	-	28.6	28.6	...	47
48 Bronchitis (500-502)	-	-	-	0	0	0	1	1	-	7.1	7.1	...	48
49 Ulcer of stomach and duodenum (540, 541)	-	-	-	0	0	0	-	-	-	0	0	...	49
50 Appendicitis (550-553)	-	-	-	0	0	0	-	-	-	0	0	...	50
51 Intestinal obstruction and hernia (560, 561, 570)	2	1	1	27.0	21.7	35.7	-	-	-	0	0	...	51
52 Gastritis, duodenitis, enteritis and colitis (except diarrhea of the newborn) (543, 571, 572)	4	2	2	54.1	43.5	71.4	-	-	-	0	0	...	52
53 Cirrhosis of liver (581)	1	1	-	13.5	21.7	0	-	-	-	0	0	...	53
54 Nephritis and nephrosis (590-594)	-	-	-	0	0	0	1	1	-	7.1	7.1	...	54
55 Hyperplasia of prostate (610)	-	-	-	0	0	0	-	-	-	0	0	...	55
56 Complications of pregnancy, childbirth and the puerperium (640-652, 670-689)	-	-	-	0	0	0	-	-	-	0	0	...	56
57 Congenital malformations (750-759)	-	-	-	0	0	0	2	2	-	14.3	14.3	...	57
58 Birth injuries, postnatal asphyxia and atelectasis (760-762)	-	-	-	0	0	0	-	-	-	0	0	...	58
59 Infection of the newborn (763-768)	1	-	1	13.5	0	35.7	-	-	-	0	0	...	59
60 Other diseases peculiar to early infancy, and immaturity unqualified (769-776)	1	1	-	13.5	21.7	0	3	3	-	21.4	21.4	...	60
61 Senility, without mention of psychosis (794)	-	-	-	0	0	0	-	-	-	0	0	...	61
62 Ill-defined and unknown causes (780-793, 795)	-	-	-	0	0	0	2	2	-	14.3	14.3	...	62
63 Motor vehicle accidents (E810-E835)	2	2	-	27.0	43.5	0	8	8	-	57.1	57.1	...	63
64 All other accidents (E800-E802, E840-E962)	1	1	-	13.5	21.7	0	5	5	-	35.7	35.7	...	64
65 Suicide (E963, E970-E979)	1	1	-	13.5	21.7	0	-	-	-	0	0	...	65
66 Homicide (E964, E980-E985)	2	2	-	27.0	43.5	0	-	-	-	0	0	...	66
67 All other diseases (residual)	6	4	2	81.1	87.0	71.4	12	12	-	85.7	85.7	...	67

44 TABLE XIII VITAL STATISTICS, BY COUNTY, BY RACE, GEORGIA, 1967

ITEM	FAYETTE						FLOYD						
	Number			Rate or Ratio *			Number			Rate or Ratio *			
	Total	White	Non-White	Total	White	Non-White	Total	White	Non-White	Total	White	Non-White	
1 Estimated population as of July 1	8,600	6,000	2,600				70,800	59,500	11,300				1
<b>LIVE BIRTHS</b>													
2 Total	160	108	52	18.6	18.0	20.0	1,290	1,072	218	18.2	18.0	19.3	2
3 Delivered in hospital	149	108	41	93.1%	100.0%	78.8%	1,288	1,070	218	99.8%	99.8%	100.0%	3
4 Delivered in home by physician	1	—	1	0.6%	0%	1.9%	2	—	—	0.2%	0.2%	0%	4
5 Delivered in home by midwife	10	—	10	6.3%	0%	19.2%	—	—	—	0%	0%	0%	5
6 Other deliveries	—	—	—	0%	0%	0%	—	—	—	0%	0%	0%	6
7 Immature births	14	6	8	87.5	55.6	153.8	115	80	35	89.1	74.6	160.6	7
8 Live births to unwed mothers	11	1	10	68.8	9.3	192.3	68	18	50	52.7	16.8	229.4	8
<b>FETAL DEATHS</b>													
9 Total	4	2	2	25.0	18.5	38.5	17	14	3	13.2	13.1	13.8	9
10 Under 20 weeks gestation	1	1	—	6.3	9.3	0	1	1	—	0.8	0.9	0	10
11 20-27 weeks gestation	1	—	1	6.3	0	19.2	5	4	1	3.9	3.7	4.6	11
12 28 weeks and more	2	1	1	12.5	9.3	19.2	11	9	2	8.5	8.4	9.2	12
13 Unknown length of gestation	—	—	—	0	0	0	—	—	—	0	0	0	13
<b>DEATHS</b>													
14 Total, all ages	76	64	12	883.7	1066.7	461.5	640	548	92	904.0	921.0	814.2	14
15 Under 1 year	2	—	2	12.5	0	38.5	37	33	4	28.7	30.8	18.3	15
16 Under 28 days	1	—	1	6.3	0	19.2	27	24	3	20.9	22.4	13.8	16
17 Deaths from immaturity	—	—	—	0	0	0	8	6	2	6.2	5.6	9.2	17
18 1-4 years **	2	2	—	—	—	—	3	2	1	—	—	—	18
19 Maternal deaths	—	—	—	0	0	0	—	—	—	0	0	0	19
<b>CAUSE OF DEATH</b>													
20 Tuberculosis, all forms (001-019)	—	—	—	0	0	0	4	3	1	5.6	5.0	8.8	20
21 Syphilis and its sequelae (020-029)	—	—	—	0	0	0	1	1	—	1.4	1.7	0	21
22 Typhoid fever (040)	—	—	—	0	0	0	—	—	—	0	0	0	22
23 Dysentery, all forms (045-048)	—	—	—	0	0	0	—	—	—	0	0	0	23
24 Scarlet fever (050)	—	—	—	0	0	0	—	—	—	0	0	0	24
25 Streptococcal sore throat (051)	—	—	—	0	0	0	—	—	—	0	0	0	25
26 Diphtheria (055)	—	—	—	0	0	0	—	—	—	0	0	0	26
27 Whooping cough (056)	—	—	—	0	0	0	—	—	—	0	0	0	27
28 Meningococcal infections (057)	—	—	—	0	0	0	1	1	—	1.4	1.7	0	28
29 Acute poliomyelitis (080)	—	—	—	0	0	0	—	—	—	0	0	0	29
30 Acute infectious encephalitis (082)	—	—	—	0	0	0	—	—	—	0	0	0	30
31 Smallpox (084)	—	—	—	0	0	0	—	—	—	0	0	0	31
32 Measles (085)	—	—	—	0	0	0	—	—	—	0	0	0	32
33 Typhus and other rickettsial diseases (100-103, 105-108)	—	—	—	0	0	0	—	—	—	0	0	0	33
34 Rocky Mountain spotted fever (104)	—	—	—	0	0	0	—	—	—	0	0	0	34
35 Malaria (110-117)	—	—	—	0	0	0	—	—	—	0	0	0	35
36 All other diseases classified as infective and parasitic (030-039, 041-044, 049, 052-054, 059-074, 081, 083, 086-096, 120-138)	—	—	—	0	0	0	3	3	—	4.2	5.0	0	36
37 Malignant neoplasms, including neoplasms of lymphatic and haematopoietic tissues (140-205)	17	13	4	197.7	216.7	153.8	111	101	10	156.8	169.7	88.5	37
38 Benign and unspecified neoplasms (210-239)	—	—	—	0	0	0	2	1	1	2.8	1.7	8.8	38
39 Diabetes mellitus (260)	—	—	—	0	0	0	8	6	2	11.3	10.1	17.7	39
40 Pellagra (281)	—	—	—	0	0	0	—	—	—	0	0	0	40
41 Anemias (290-293)	—	—	—	0	0	0	—	—	—	0	0	0	41
42 Vascular lesions affecting central nervous system (330-334)	6	6	—	69.8	100.0	0	83	68	15	117.2	114.3	132.7	42
43 Nonmeningococcal meningitis (340)	1	1	—	11.6	16.7	0	2	2	—	2.8	3.4	0	43
44 Rheumatic fever (400-402)	—	—	—	0	0	0	—	—	—	0	0	0	44
45 Heart diseases (410-443)	30	28	2	348.8	466.7	76.9	216	190	26	305.1	319.3	230.1	45
46 Hypertension without mention of heart (444-447)	1	—	—	11.6	16.7	0	1	1	—	1.4	1.7	0	46
47 Influenza and pneumonia (480-483, 490-493)	3	2	1	34.9	33.3	38.5	26	22	4	36.7	37.0	35.4	47
48 Bronchitis (500-502)	—	—	—	0	0	0	1	1	—	1.4	1.7	0	48
49 Ulcer of stomach and duodenum (540, 541)	—	—	—	0	0	0	4	4	—	5.6	6.7	0	49
50 Appendicitis (550-553)	—	—	—	0	0	0	1	1	—	1.4	1.7	0	50
51 Intestinal obstruction and hernia (560, 561, 570)	1	1	—	11.6	16.7	0	3	3	—	4.2	5.0	0	51
52 Gastritis, duodenitis, enteritis and colitis (except diarrhea of the newborn) (543, 571, 572)	—	—	—	0	0	0	1	1	—	1.4	1.7	0	52
53 Cirrhosis of liver (581)	1	1	—	11.6	16.7	0	6	3	3	8.5	5.0	26.5	53
54 Nephritis and nephrosis (590-594)	1	—	—	11.6	0	38.5	2	2	—	2.8	3.4	0	54
55 Hyperplasia of prostate (610)	—	—	—	0	0	0	—	—	—	0	0	0	55
56 Complications of pregnancy, childbirth and the puerperium (640-652, 670-689)	—	—	—	0	0	0	—	—	—	0	0	0	56
57 Congenital malformations (750-759)	1	1	—	11.6	16.7	0	8	7	1	11.3	11.8	8.8	57
58 Birth injuries, postnatal asphyxia and atelectasis (760-762)	1	—	—	11.6	0	38.5	8	7	1	11.3	11.8	8.8	58
59 Infection of the newborn (763-768)	—	—	—	0	0	0	2	2	—	2.8	3.4	0	59
60 Other diseases peculiar to early infancy, and immaturity unqualified (769-776)	—	—	—	0	0	0	14	12	2	19.8	20.2	17.7	60
61 Senility, without mention of psychosis (794)	—	—	—	0	0	0	—	—	—	0	0	0	61
62 Ill-defined and unknown causes (780-793, 795)	—	—	—	0	0	0	10	6	4	14.1	10.1	35.4	62
63 Motor vehicle accidents (E810-E835)	3	3	—	34.9	50.0	0	21	21	—	29.7	35.3	0	63
64 All other accidents (E800-E802, E840-E962)	4	4	—	46.5	66.7	0	20	14	6	28.2	23.5	53.1	64
65 Suicide (E963, E970-E979)	—	—	—	0	0	0	4	4	—	5.6	6.7	0	65
66 Homicide (E964, E980-E985)	2	—	2	23.3	0	76.9	6	3	3	8.5	5.0	26.5	66
67 All other diseases (residual)	4	3	1	46.5	50.0	38.5	71	58	13	100.3	97.5	115.0	67

TABLE XIII VITAL STATISTICS, BY COUNTY, BY RACE, GEORGIA, 1967

ITEM	FORSYTH						FRANKLIN						
	Number			Rate or Ratio *			Number			Rate or Ratio *			
	Total	White	Non-White	Total	White	Non-White	Total	White	Non-White	Total	White	Non-White	
1 Estimated population as of July 1	13,200	13,200	0				13,700	12,000	1,700				1
<b>LIVE BIRTHS</b>													
2 Total	321	321	-	24.3	24.3	...	254	205	49	18.5	17.1	28.8	2
3 Delivered in hospital	320	320	-	99.7%	99.7%	...	254	205	49	100.0%	100.0%	100.0%	3
4 Delivered in home by physician	1	1	-	0.3%	0.3%	...	-	-	-	0%	0%	0%	4
5 Delivered in home by midwife	-	-	-	0%	0%	...	-	-	-	0%	0%	0%	5
6 Other deliveries	-	-	-	0%	0%	...	-	-	-	0%	0%	0%	6
7 Immature births	27	27	-	84.1	84.1	...	20	14	6	78.7	68.3	122.4	7
8 Live births to unwed mothers	7	7	-	21.8	21.8	...	12	5	7	47.2	24.4	142.9	8
<b>FETAL DEATHS</b>													
9 Total	10	10	-	31.2	31.2	...	7	5	2	27.6	24.4	40.8	9
10 Under 20 weeks gestation	2	2	-	6.2	6.2	...	-	-	-	0	0	0	10
11 20-27 weeks gestation	1	1	-	3.1	3.1	...	1	-	1	3.9	0	20.4	11
12 28 weeks and more	7	7	-	21.8	21.8	...	5	5	-	19.7	24.4	0	12
13 Unknown length of gestation	-	-	-	0	0	...	1	-	1	3.9	0	20.4	13
<b>DEATHS</b>													
14 Total, all ages	119	119	-	901.5	901.5	...	151	128	23	102.2	106.7	1352.9	14
15 Under 1 year	8	8	-	24.9	24.9	...	13	8	5	51.2	39.0	102.0	15
16 Under 28 days	5	5	-	15.6	15.6	...	11	8	3	43.3	39.0	61.2	16
17 Deaths from immaturity	2	2	-	6.2	6.2	...	2	-	2	7.9	0	40.8	17
18 1-4 years **	1	1	-	-	-	...	3	2	1	-	-	-	18
19 Maternal deaths	-	-	-	0	0	...	-	-	-	0	0	0	19
<b>CAUSE OF DEATH</b>													
20 Tuberculosis, all forms (001-019)	-	-	-	0	0	...	-	-	-	0	0	0	20
21 Syphilis and its sequelae (020-029)	-	-	-	0	0	...	-	-	-	0	0	0	21
22 Typhoid fever (040)	-	-	-	0	0	...	-	-	-	0	0	0	22
23 Dysentery, all forms (045-048)	-	-	-	0	0	...	-	-	-	0	0	0	23
24 Scarlet fever (050)	-	-	-	0	0	...	-	-	-	0	0	0	24
25 Streptococcal sore throat (051)	-	-	-	0	0	...	-	-	-	0	0	0	25
26 Diphtheria (055)	-	-	-	0	0	...	-	-	-	0	0	0	26
27 Whooping cough (056)	-	-	-	0	0	...	-	-	-	0	0	0	27
28 Meningococcal infections (057)	-	-	-	0	0	...	1	1	-	7.3	8.3	0	28
29 Acute poliomyelitis (080)	-	-	-	0	0	...	-	-	-	0	0	0	29
30 Acute infectious encephalitis (082)	-	-	-	0	0	...	-	-	-	0	0	0	30
31 Smallpox (084)	-	-	-	0	0	...	-	-	-	0	0	0	31
32 Measles (085)	-	-	-	0	0	...	-	-	-	0	0	0	32
33 Typhus and other rickettsial diseases (100-103, 105-108)	-	-	-	0	0	...	-	-	-	0	0	0	33
34 Rocky Mountain spotted fever (104)	-	-	-	0	0	...	-	-	-	0	0	0	34
35 Malaria (110-117)	-	-	-	0	0	...	-	-	-	0	0	0	35
36 All other diseases classified as infective and parasitic (030-039, 041-044, 049, 052-054, 059-074, 081, 083, 086-096, 120-138)	2	2	-	15.2	15.2	...	-	-	-	0	0	0	36
37 Malignant neoplasms, including neoplasms of lymphatic and haemopoietic tissues (140-205)	15	15	-	113.6	113.6	...	26	21	5	189.8	175.0	294.1	37
38 Benign and unspecified neoplasms (210-239)	-	-	-	0	0	...	1	-	1	7.3	0	58.8	38
39 Diabetes mellitus (240)	3	3	-	22.7	22.7	...	1	1	-	7.3	8.3	0	39
40 Pellagra (281)	-	-	-	0	0	...	-	-	-	0	0	0	40
41 Anemias (290-293)	-	-	-	0	0	...	1	1	-	7.3	8.3	0	41
42 Vascular lesions affecting central nervous system (330-334)	13	13	-	98.5	98.5	...	18	17	1	131.4	141.7	58.8	42
43 Nonmeningococcal meningitis (340)	-	-	-	0	0	...	-	-	-	0	0	0	43
44 Rheumatic fever (400-402)	-	-	-	0	0	...	-	-	-	0	0	0	44
45 Heart diseases (410-443)	48	48	-	363.6	363.6	...	60	52	8	438.0	433.3	470.6	45
46 Hypertension without mention of heart (444-447)	-	-	-	0	0	...	2	2	-	14.6	16.7	0	46
47 Influenza and pneumonia (480-483, 490-493)	2	2	-	15.2	15.2	...	5	3	2	36.5	25.0	117.6	47
48 Bronchitis (500-502)	-	-	-	0	0	...	-	-	-	0	0	0	48
49 Ulcer of stomach and duodenum (540, 541)	-	-	-	0	0	...	1	1	-	7.3	8.3	0	49
50 Appendicitis (550-553)	-	-	-	0	0	...	-	-	-	0	0	0	50
51 Intestinal obstruction and hernia (560, 561, 570)	1	1	-	7.6	7.6	...	-	-	-	0	0	0	51
52 Gastritis, duodenitis, enteritis and colitis (except diarrhea of the newborn) (543, 571, 572)	-	-	-	0	0	...	-	-	-	0	0	0	52
53 Cirrhosis of liver (581)	-	-	-	0	0	...	1	1	-	7.3	8.3	0	53
54 Nephritis and nephrosis (590-594)	-	-	-	0	0	...	-	-	-	0	0	0	54
55 Hyperplasia of prostate (610)	-	-	-	0	0	...	-	-	-	0	0	0	55
56 Complications of pregnancy, childbirth and the puerperium (640-652, 670-689)	-	-	-	0	0	...	-	-	-	0	0	0	56
57 Congenital malformations (750-759)	2	2	-	15.2	15.2	...	1	-	1	7.3	0	58.8	57
58 Birth injuries, postnatal asphyxia and atelectasis (760-762)	-	-	-	0	0	...	6	6	-	43.8	50.0	0	58
59 Infection of the newborn (763-768)	1	1	-	7.6	7.6	...	-	-	-	0	0	0	59
60 Other diseases peculiar to early infancy, and immaturity unqualified (769-776)	2	2	-	15.2	15.2	...	4	2	2	29.2	16.7	117.6	60
61 Senility, without mention of psychosis (794)	1	1	-	7.6	7.6	...	-	-	-	0	0	0	61
62 Ill-defined and unknown causes (780-793, 795)	-	-	-	0	0	...	-	-	-	0	0	0	62
63 Motor vehicle accidents (E810-E835)	5	5	-	37.9	37.9	...	4	4	-	29.2	33.3	0	63
64 All other accidents (E800-E802, E840-E862)	5	5	-	37.9	37.9	...	2	2	-	14.6	16.7	0	64
65 Suicide (E963, E970-E979)	-	-	-	0	0	...	-	-	-	0	0	0	65
66 Homicide (E964, E980-E985)	1	1	-	7.6	7.6	...	2	-	2	14.6	0	117.6	66
67 All other diseases (residual)	18	18	-	136.4	136.4	...	15	14	1	109.5	116.7	58.8	67

46 TABLE XIII VITAL STATISTICS, BY COUNTY, BY RACE, GEORGIA, 1967

ITEM	FULTON						GILMER					
	Number			Rate or Ratio *			Number			Rate or Ratio **		
	Total	White	Non-White	Total	White	Non-White	Total	White	Non-White	Total	White	Non-White
1 Estimated population as of July 1	603,400	357,300	246,100				9,300	9,300	0			
<b>LIVE BIRTHS</b>												
2 Total	11,918	6,546	5,372	19.8	18.3	21.8	144	144	—	15.5	15.5	...
3 Delivered in hospital	11,815	6,529	5,286	99.1%	99.7%	98.4%	144	144	—	100.0%	100.0%	...
4 Delivered in home by physician	96	16	80	0.8%	0.2%	1.5%	—	—	—	0%	0%	...
5 Delivered in home by midwife	4	—	4	0.0%	0%	0.1%	—	—	—	0%	0%	...
6 Other deliveries	3	1	2	0.0%	0.0%	0.0%	—	—	—	0%	0%	...
7 Immature births	1,314	491	823	110.3	75.0	153.2	18	18	—	125.0	125.0	...
8 Live births to unwed mothers	1,938	327	1,611	162.6	50.0	299.9	3	3	—	20.8	20.8	...
<b>FETAL DEATHS</b>												
9 Total	260	136	124	21.8	20.8	23.1	2	2	—	13.9	13.9	...
10 Under 20 weeks gestation	74	60	14	6.2	9.2	2.6	—	—	—	0	0	...
11 20-27 weeks gestation	59	25	34	5.0	3.8	6.3	—	—	—	0	0	...
12 28 weeks and more	121	47	74	10.2	7.2	13.8	2	2	—	13.9	13.9	...
13 Unknown length of gestation	6	4	2	0.5	0.6	0.4	—	—	—	0	0	...
<b>DEATHS</b>												
14 Total, all ages	6,014	3,606	2,408	996.7	1009.2	978.5	88	88	—	946.2	946.2	...
15 Under 1 year	334	134	200	28.0	20.5	37.2	—	—	—	0	0	...
16 Under 28 days	242	102	140	20.3	15.6	26.1	—	—	—	0	0	...
17 Deaths from immaturity	63	21	42	5.3	3.2	7.8	—	—	—	0	0	...
18 1-4 years **	58	29	29	—	—	—	1	1	—	—	—	...
19 Maternal deaths	4	1	3	3.4	1.5	5.6	—	—	—	0	0	...
<b>CAUSE OF DEATH</b>												
20 Tuberculosis, all forms (001-019)	32	12	20	5.3	3.4	8.1	—	—	—	0	0	...
21 Syphilis and its sequelae (020-029)	8	2	6	1.3	0.6	2.4	—	—	—	0	0	...
22 Typhoid fever (040)	—	—	—	0	0	0	—	—	—	0	0	...
23 Dysentery, all forms (045-048)	—	—	—	0	0	0	—	—	—	0	0	...
24 Scarlet fever (050)	—	—	—	0	0	0	—	—	—	0	0	...
25 Streptococcal sore throat (051)	—	—	—	0	0	0	—	—	—	0	0	...
26 Diphtheria (055)	—	—	—	0	0	0	—	—	—	0	0	...
27 Whooping cough (056)	—	—	—	0	0	0	—	—	—	0	0	...
28 Meningococcal infections (057)	5	2	3	0.8	0.6	1.2	—	—	—	0	0	...
29 Acute poliomyelitis (080)	—	—	—	0	0	0	—	—	—	0	0	...
30 Acute infectious encephalitis (082)	1	1	—	0.2	0.3	0	—	—	—	0	0	...
31 Smallpox (084)	—	—	—	0	0	0	—	—	—	0	0	...
32 Measles (085)	1	1	—	0.2	0.3	0	—	—	—	0	0	...
33 Typhus and other rickettsial diseases (100-103, 105-108)	—	—	—	0	0	0	—	—	—	0	0	...
34 Rocky Mountain spotted fever (104)	—	—	—	0	0	0	—	—	—	0	0	...
35 Malaria (110-117)	—	—	—	0	0	0	—	—	—	0	0	...
36 All other diseases classified as infective and parasitic (030-039, 041-044, 049, 052-054, 059-074, 081, 083, 086-096, 120-138)	44	15	29	7.3	4.2	11.8	—	—	—	0	0	...
37 Malignant neoplasms, including neoplasms of lymphatic and haematopoietic tissues (140-205)	910	591	319	150.8	165.4	129.6	10	10	—	107.5	107.5	...
38 Benign and unspecified neoplasms (210-239)	10	7	3	1.7	2.0	1.2	—	—	—	0	0	...
39 Diabetes mellitus (260)	105	60	45	17.4	16.8	18.3	1	1	—	10.8	10.8	...
40 Pellagra (281)	—	—	—	0	0	0	—	—	—	0	0	...
41 Anemias (290-293)	16	8	8	2.7	2.2	3.3	—	—	—	0	0	...
42 Vascular lesions affecting central nervous system (330-334)	791	456	335	131.1	127.6	136.1	30	30	—	322.6	322.6	...
43 Nonmeningococcal meningitis (340)	15	6	9	2.5	1.7	3.7	—	—	—	0	0	...
44 Rheumatic fever (400-402)	—	—	—	0	0	0	—	—	—	0	0	...
45 Heart diseases (410-443)	1,943	1,275	668	322.0	356.8	271.4	26	26	—	279.6	279.6	...
46 Hypertension without mention of heart (444-447)	26	12	14	4.3	3.4	5.7	1	1	—	10.8	10.8	...
47 Influenza and pneumonia (480-483, 490-493)	194	124	70	32.2	34.7	28.4	1	1	—	10.8	10.8	...
48 Bronchitis (500-502)	16	13	3	2.7	3.6	1.2	—	—	—	0	0	...
49 Ulcer of stomach and duodenum (540, 541)	23	16	7	3.8	4.5	2.8	—	—	—	0	0	...
50 Appendicitis (550-553)	4	1	3	0.7	0.3	1.2	—	—	—	0	0	...
51 Intestinal obstruction and hernia (560, 561, 570)	36	24	12	6.0	6.7	4.9	—	—	—	0	0	...
52 Gastritis, duodenitis, enteritis and colitis (except diarrhea of the newborn) (543, 571, 572)	18	9	9	3.0	2.5	3.7	—	—	—	0	0	...
53 Cirrhosis of liver (581)	88	61	27	14.6	17.1	11.0	1	1	—	10.8	10.8	...
54 Nephritis and nephrosis (590-594)	50	14	36	8.3	3.9	14.6	—	—	—	0	0	...
55 Hyperplasia of prostate (610)	9	5	4	1.5	1.4	1.6	1	1	—	10.8	10.8	...
56 Complications of pregnancy, childbirth and the puerperium (640-652, 670-689)	4	1	3	0.7	0.3	1.2	—	—	—	0	0	...
57 Congenital malformations (750-759)	62	39	23	10.3	10.9	9.3	—	—	—	0	0	...
58 Birth injuries, postnatal asphyxia and atelectasis (760-762)	51	21	30	8.5	5.9	12.2	—	—	—	0	0	...
59 Infection of the newborn (763-768)	22	8	14	3.6	2.2	5.7	—	—	—	0	0	...
60 Other diseases peculiar to early infancy, and immaturity unqualified (769-776)	131	52	79	21.7	14.6	32.1	—	—	—	0	0	...
61 Senility, without mention of psychosis (794)	98	36	62	16.2	10.1	25.2	—	—	—	0	0	...
62 Ill-defined and unknown causes (780-793, 795)	67	29	38	11.1	8.1	15.4	—	—	—	0	0	...
63 Motor vehicle accidents (E810-E835)	170	126	44	28.2	35.3	17.9	6	6	—	64.5	64.5	...
64 All other accidents (E800-E802, E840-E962)	165	102	63	27.3	28.5	25.6	3	3	—	32.3	32.3	...
65 Suicide (E963, E970-E979)	82	71	11	13.6	19.9	4.5	3	3	—	32.3	32.3	...
66 Homicide (E964, E980-E985)	161	30	131	26.7	8.4	53.2	—	—	—	0	0	...
67 All other diseases (residual)	656	376	280	108.7	105.2	113.8	5	5	—	53.8	53.8	...

TABLE XIII VITAL STATISTICS, BY COUNTY, BY RACE, GEORGIA, 1967

ITEM	GLASCOCK						GLYNN					
	Number			Rate or Ratio *			Number			Rate or Ratio *		
	Total	White	Non-White	Total	White	Non-White	Total	White	Non-White	Total	White	Non-White
1 Estimated population as of July 1	2,800	1,900	900				49,900	37,600	12,300			
<b>LIVE BIRTHS</b>												
2 Total	55	26	29	19.6	13.7	32.2	912	658	254	18.3	17.5	20.7
3 Delivered in hospital	52	26	26	94.5%	100.0%	89.7%	855	652	203	93.8%	99.1%	79.9%
4 Delivered in home by physician	3	—	3	5.5%	0%	10.3%	6	2	4	0.7%	0.3%	1.6%
5 Delivered in home by midwife	—	—	—	0%	0%	0%	50	4	46	5.5%	0.6%	18.1%
6 Other deliveries	—	—	—	0%	0%	0%	1	—	1	0.1%	0%	0.4%
7 Immature births	7	1	6	127.3	38.5	206.9	93	56	37	102.0	85.1	145.7
8 Live births to unwed mothers	13	—	13	236.4	0	448.3	80	16	64	87.7	24.3	252.0
<b>FETAL DEATHS</b>												
9 Total	1	—	1	18.2	0	34.5	23	14	9	25.2	21.3	35.4
10 Under 20 weeks gestation	1	—	1	18.2	0	34.5	10	5	5	11.0	7.6	19.7
11 20-27 weeks gestation	—	—	—	0	0	0	4	3	1	4.4	4.6	3.9
12 28 weeks and more	—	—	—	0	0	0	9	6	3	9.9	9.1	11.8
13 Unknown length of gestation	—	—	—	0	0	0	—	—	—	0	0	0
<b>DEATHS</b>												
14 Total, all ages	28	23	5	1000.0	1210.5	555.6	371	255	116	743.5	678.2	943.1
15 Under 1 year	1	1	—	18.2	38.5	0	22	12	10	24.1	18.2	39.4
16 Under 28 days	1	1	—	18.2	38.5	0	15	9	6	16.4	13.7	23.6
17 Deaths from immaturity	1	1	—	18.2	38.5	0	1	1	—	1.1	1.5	0
18 1-4 years **	—	—	—	0	0	0	5	4	1	0	0	0
19 Maternal deaths	—	—	—	0	0	0	—	—	—	0	0	0
<b>CAUSE OF DEATH</b>												
20 Tuberculosis, all forms (001-019)	—	—	—	0	0	0	1	—	1	2.0	0	8.1
21 Syphilis and its sequelae (020-029)	—	—	—	0	0	0	2	—	2	4.0	0	16.3
22 Typhoid fever (040)	—	—	—	0	0	0	—	—	—	0	0	0
23 Dysentery, all forms (045-048)	—	—	—	0	0	0	—	—	—	0	0	0
24 Scarlet fever (050)	—	—	—	0	0	0	—	—	—	0	0	0
25 Streptococcal sore throat (051)	—	—	—	0	0	0	—	—	—	0	0	0
26 Diphtheria (055)	—	—	—	0	0	0	—	—	—	0	0	0
27 Whooping cough (056)	—	—	—	0	0	0	—	—	—	0	0	0
28 Meningococcal infections (057)	—	—	—	0	0	0	—	—	—	0	0	0
29 Acute poliomyelitis (080)	—	—	—	0	0	0	—	—	—	0	0	0
30 Acute infectious encephalitis (082)	—	—	—	0	0	0	—	—	—	0	0	0
31 Smallpox (084)	—	—	—	0	0	0	—	—	—	0	0	0
32 Measles (085)	—	—	—	0	0	0	—	—	—	0	0	0
33 Typhus and other rickettsial diseases (100-103, 105-108)	—	—	—	0	0	0	—	—	—	0	0	0
34 Rocky Mountain spotted fever (104)	—	—	—	0	0	0	—	—	—	0	0	0
35 Malaria (110-117)	—	—	—	0	0	0	1	—	1	2.0	0	8.1
36 All other diseases classified as infective and parasitic (030-039, 041-044, 049, 052-054, 059-074, 081, 083, 086-096, 120-138)	—	—	—	0	0	0	—	—	—	0	0	0
37 Malignant neoplasms, including neoplasms of lymphatic and haematopoietic tissues (140-205)	3	3	—	107.1	157.9	0	52	33	19	104.2	87.8	154.5
38 Benign and unspecified neoplasms (210-239)	—	—	—	0	0	0	1	1	—	2.0	2.7	0
39 Diabetes mellitus (260)	—	—	—	0	0	0	6	2	4	12.0	5.3	32.5
40 Pellagra (281)	—	—	—	0	0	0	—	—	—	0	0	0
41 Anemias (290-293)	—	—	—	0	0	0	—	—	—	0	0	0
42 Vascular lesions affecting central nervous system (330-334)	3	2	1	107.1	105.3	111.1	42	28	14	84.2	74.5	113.8
43 Nonmeningococcal meningitis (340)	—	—	—	0	0	0	—	—	—	0	0	0
44 Rheumatic fever (400-402)	—	—	—	0	0	0	—	—	—	0	0	0
45 Heart diseases (410-443)	14	12	2	500.0	631.6	222.2	126	87	39	252.5	231.4	317.1
46 Hypertension without mention of heart (444-447)	1	—	1	35.7	0	111.1	6	4	2	12.0	10.6	16.3
47 Influenza and pneumonia (480-483, 490-493)	2	2	—	71.4	105.3	0	11	8	3	22.0	21.3	24.4
48 Bronchitis (500-502)	—	—	—	0	0	0	4	3	1	8.0	8.0	8.1
49 Ulcer of stomach and duodenum (540, 541)	—	—	—	0	0	0	2	1	1	4.0	2.7	8.1
50 Appendicitis (550-553)	—	—	—	0	0	0	—	—	—	0	0	0
51 Intestinal obstruction and hernia (560, 561, 570)	—	—	—	0	0	0	1	1	—	2.0	2.7	0
52 Gastritis, duodenitis, enteritis and colitis (except diarrhea of the newborn) (543, 571, 572)	—	—	—	0	0	0	2	1	1	4.0	2.7	8.1
53 Cirrhosis of liver (581)	—	—	—	0	0	0	5	5	—	10.0	13.3	0
54 Nephritis and nephrosis (590-594)	—	—	—	0	0	0	2	1	1	4.0	2.7	8.1
55 Hyperplasia of prostate (610)	—	—	—	0	0	0	1	—	1	2.0	0	8.1
56 Complications of pregnancy, childbirth and the puerperium (640-652, 670-689)	—	—	—	0	0	0	—	—	—	0	0	0
57 Congenital malformations (750-759)	—	—	—	0	0	0	6	4	2	12.0	10.6	16.3
58 Birth injuries, postnatal asphyxia and atelectasis (760-762)	—	—	—	0	0	0	4	2	2	8.0	5.3	16.3
59 Infection of the newborn (763-768)	—	—	—	0	0	0	—	—	—	0	0	0
60 Other diseases peculiar to early infancy, and immaturity unqualified (769-776)	1	1	—	35.7	52.6	0	9	5	4	18.0	13.3	32.5
61 Senility, without mention of psychosis (794)	—	—	—	0	0	0	1	1	—	2.0	2.7	0
62 (Ill-defined and unknown causes (780-793, 795)	—	—	—	0	0	0	6	5	1	12.0	13.3	8.1
63 Motor vehicle accidents (E810-E835)	—	—	—	0	0	0	14	12	2	28.1	31.9	16.3
64 All other accidents (E800-E802, E840-E962)	—	—	—	0	0	0	23	18	5	46.1	47.9	40.7
65 Suicide (E963, E970-E979)	1	1	—	35.7	52.6	0	7	7	—	14.0	18.6	0
66 Homicide (E964, E980-E985)	1	—	1	35.7	0	111.1	5	2	3	10.0	5.3	24.4
67 All other diseases (residual)	2	2	—	71.4	105.3	0	31	24	7	62.1	63.8	56.9

48 TABLE XIII VITAL STATISTICS, BY COUNTY, BY RACE, GEORGIA, 1967

ITEM	GORDON						GRADY					
	Number			Rate or Ratio *			Number			Rate or Ratio *		
	Total	White	Non-White	Total	White	Non-White	Total	White	Non-White	Total	White	Non-White
1 Estimated population as of July 1	20,700	19,400	1,300				19,000	11,800	7,200			
<b>LIVE BIRTHS</b>												
2 Total	448	409	39	21.6	21.1	30.0	327	151	176	17.2	12.8	24.4
3 Delivered in hospital	448	409	39	100.0%	100.0%	100.0%	236	151	85	72.2%	100.0%	48.3%
4 Delivered in home by physician	-	-	-	0%	0%	0%	3	-	3	0.9%	0%	1.7%
5 Delivered in home by midwife	-	-	-	0%	0%	0%	88	-	88	26.9%	0%	50.0%
6 Other deliveries	-	-	-	0%	0%	0%	-	-	-	0%	0%	0%
7 Immature births	28	26	2	62.5%	63.6%	51.3%	23	6	17	70.3%	39.7%	96.6%
8 Live births to unwed mothers	13	5	8	29.0	12.2	205.1	47	4	43	143.7	26.5	244.3
<b>FETAL DEATHS</b>												
9 Total	3	2	1	6.7	4.9	25.6	11	4	7	33.6	26.5	39.8
10 Under 20 weeks gestation	-	-	-	0	0	0	2	2	-	6.1	13.2	0
11 20-27 weeks gestation	1	1	-	2.2	2.4	0	2	1	1	6.1	6.6	5.7
12 28 weeks and more	1	1	-	2.2	2.4	0	7	1	6	21.4	6.6	34.1
13 Unknown length of gestation	1	-	1	2.2	0	25.6	-	-	-	0	0	0
<b>DEATHS</b>												
14 Total, all ages	210	198	12	1014.5	1020.6	923.1	191	122	69	1005.3	1033.9	958.3
15 Under 1 year	6	5	1	13.4	12.2	25.6	14	3	11	42.8	19.9	62.5
16 Under 28 days	2	2	-	4.5	4.9	0	6	2	4	18.3	13.2	22.7
17 Deaths from immaturity	-	-	-	0	0	0	2	0	2	6.1	0	11.4
18 1-4 years **	2	1	1	0	0	0	3	-	3	0	0	0
19 Maternal deaths	-	-	-	0	0	0	-	-	-	0	0	0
<b>CAUSE OF DEATH</b>												
20 Tuberculosis, all forms (001-019)	1	1	-	4.8	5.2	0	3	3	-	15.8	25.4	0
21 Syphilis and its sequelae (020-029)	-	-	-	0	0	0	-	-	-	0	0	0
22 Typhoid fever (040)	-	-	-	0	0	0	-	-	-	0	0	0
23 Dysentery, all forms (045-048)	-	-	-	0	0	0	-	-	-	0	0	0
24 Scarlet fever (050)	-	-	-	0	0	0	-	-	-	0	0	0
25 Streptococcal sore throat (051)	-	-	-	0	0	0	-	-	-	0	0	0
26 Diphtheria (055)	-	-	-	0	0	0	-	-	-	0	0	0
27 Whooping cough (056)	-	-	-	0	0	0	-	-	-	0	0	0
28 Meningococcal infections (057)	1	-	1	4.8	0	76.9	-	-	-	0	0	0
29 Acute poliomyelitis (080)	-	-	-	0	0	0	-	-	-	0	0	0
30 Acute infectious encephalitis (082)	-	-	-	0	0	0	-	-	-	0	0	0
31 Smallpox (084)	-	-	-	0	0	0	-	-	-	0	0	0
32 Measles (085)	-	-	-	0	0	0	-	-	-	0	0	0
33 Typhus and other rickettsial diseases (100-103, 105-108)	-	-	-	0	0	0	-	-	-	0	0	0
34 Rocky Mountain spotted fever (104)	-	-	-	0	0	0	-	-	-	0	0	0
35 Malaria (110-117)	-	-	-	0	0	0	-	-	-	0	0	0
36 All other diseases classified as infective and parasitic (030-039, 041-044, 049, 052-054, 059-074, 081, 083, 086-096, 120-138)	1	1	-	4.8	5.2	0	1	-	1	5.3	0	13.9
37 Malignant neoplasms, including neoplasms of lymphatic and haematopoietic tissues (140-205)	32	29	3	154.6	149.5	230.8	25	18	7	131.6	152.5	97.2
38 Benign and unspecified neoplasms (210-239)	1	1	-	4.8	5.2	0	1	1	-	5.3	8.5	0
39 Diabetes mellitus (260)	2	2	-	9.7	10.3	0	2	2	-	10.5	16.9	0
40 Pellagra (281)	-	-	-	0	0	0	-	-	-	0	0	0
41 Anemias (290-293)	-	-	-	0	0	0	-	-	-	0	0	0
42 Vascular lesions affecting central nervous system (330-334)	22	21	1	106.3	108.2	76.9	31	16	15	163.2	135.6	208.3
43 Nonmeningococcal meningitis (340)	-	-	-	0	0	0	1	1	-	5.3	8.5	0
44 Rheumatic fever (400-402)	-	-	-	0	0	0	-	-	-	0	0	0
45 Heart diseases (410-443)	75	72	3	362.3	371.1	230.8	74	53	21	389.5	449.2	291.7
46 Hypertension without mention of heart (444-447)	1	1	-	4.8	5.2	0	-	-	-	0	0	0
47 Influenza and pneumonia (480-483, 490-493)	6	6	-	29.0	30.9	0	8	2	6	42.1	16.9	83.3
48 Bronchitis (500-502)	-	-	-	0	0	0	-	-	-	0	0	0
49 Ulcer of stomach and duodenum (540, 541)	2	2	-	9.7	10.3	0	3	3	-	15.8	25.4	0
50 Appendicitis (550-553)	-	-	-	0	0	0	-	-	-	0	0	0
51 Intestinal obstruction and hernia (560, 561, 570)	-	-	-	0	0	0	1	-	1	5.3	0	13.9
52 Gastritis, duodenitis, enteritis and colitis (except diarrhea of the newborn) (543, 571, 572)	-	-	-	0	0	0	2	-	2	10.5	0	27.8
53 Cirrhosis of liver (581)	1	-	1	4.8	0	76.9	-	-	-	0	0	0
54 Nephritis and nephrosis (590-594)	3	3	-	14.5	15.5	0	1	1	-	5.3	8.5	0
55 Hyperplasia of prostate (610)	2	2	-	9.7	10.3	0	-	-	-	0	0	0
56 Complications of pregnancy, childbirth and the puerperium (640-652, 670-689)	-	-	-	0	0	0	-	-	-	0	0	0
57 Congenital malformations (750-759)	1	1	-	4.8	5.2	0	1	1	-	5.3	8.5	0
58 Birth injuries, postnatal asphyxia and atelectasis (760-762)	-	-	-	0	0	0	-	-	-	0	0	0
59 Infection of the newborn (763-768)	-	-	-	0	0	0	2	-	2	10.5	0	27.8
60 Other diseases peculiar to early infancy, and immaturity unqualified (769-776)	1	1	-	4.8	5.2	0	4	1	3	21.1	8.5	41.7
61 Senility, without mention of psychosis (794)	3	3	-	14.5	15.5	0	-	-	-	0	0	0
62 Ill-defined and unknown causes (780-793, 795)	4	4	-	19.3	20.6	0	1	1	-	5.3	8.5	0
63 Motor vehicle accidents (E810-E835)	16	16	-	77.3	82.5	0	12	8	4	63.2	67.8	55.6
64 All other accidents (E800-E802, E840-E962)	17	14	3	82.1	72.2	230.8	4	1	3	21.1	8.5	41.7
65 Suicide (E963, E970-E979)	-	-	-	0	0	0	1	-	1	5.3	0	13.9
66 Homicide (E964, E980-E985)	-	-	-	0	0	0	4	2	2	21.1	16.9	27.8
67 All other diseases (residual)	18	18	-	87.0	92.8	0	9	8	1	47.4	67.8	13.9

TABLE XIII VITAL STATISTICS, BY COUNTY, BY RACE, GEORGIA, 1967

ITEM	GREENE						GWINNETT						
	Number			Rate or Ratio *			Number			Rate or Ratio *			
	Total	White	Non-White	Total	White	Non-White	Total	White	Non-White	Total	White	Non-White	
1 Estimated population as of July 1	11,400	5,300	6,100				58,300	54,100	4,200				1
<b>LIVE BIRTHS</b>													
2 Total	223	53	170	19.6	10.0	27.9	1,281	1,179	102	22.0	21.8	24.3	2
3 Delivered in hospital	201	52	149	90.1%	98.1%	87.6%	1,279	1,177	102	99.8%	99.8%	100.0%	3
4 Delivered in home by physician	6	-	6	2.7%	0%	3.5%	2	2	-	0.2%	0.2%	0%	4
5 Delivered in home by midwife	16	1	15	7.2%	1.9%	8.8%	-	-	-	0%	0%	0%	5
6 Other deliveries	-	-	-	0%	0%	0%	-	-	-	0%	0%	0%	6
7 Immature births	25	3	22	11.2	5.6	12.9	90	69	21	70.3	58.5	205.9	7
8 Live births to unwed mothers	52	2	50	23.2	37.7	29.1	62	26	36	48.4	22.1	352.9	8
<b>FETAL DEATHS</b>													
9 Total	11	4	7	49.3	75.5	41.2	22	21	1	17.2	17.8	9.8	9
10 Under 20 weeks gestation	1	1	-	4.5	18.9	0	13	12	1	10.1	10.2	9.8	10
11 20-27 weeks gestation	4	-	4	17.9	0	23.5	3	3	-	2.3	2.5	0	11
12 28 weeks and more	6	3	3	26.9	56.6	17.6	6	6	-	4.7	5.1	0	12
13 Unknown length of gestation	-	-	-	0	0	0	-	-	-	0	0	0	13
<b>DEATHS</b>													
14 Total, all ages	126	59	67	105.3	113.2	109.4	408	371	37	699.8	685.8	881.0	14
15 Under 1 year	10	-	10	44.8	0	58.8	26	18	8	20.3	15.3	78.4	15
16 Under 28 days	5	-	5	22.4	0	29.4	18	14	4	14.1	11.9	39.2	16
17 Deaths from immaturity	1	-	1	4.5	0	5.9	3	2	1	2.3	1.7	9.8	17
18 1-4 years * *	1	-	1	-	-	-	5	5	-	-	-	-	18
19 Maternal deaths	-	-	-	0	0	0	1	1	-	7.8	8.5	0	19
<b>CAUSE OF DEATH</b>													
20 Tuberculosis, all forms (001-019)	-	-	-	0	0	0	-	-	-	0	0	0	20
21 Syphilis and its sequelae (020-029)	-	-	-	0	0	0	-	-	-	0	0	0	21
22 Typhoid fever (040)	-	-	-	0	0	0	-	-	-	0	0	0	22
23 Dysentery, all forms (045-048)	-	-	-	0	0	0	-	-	-	0	0	0	23
24 Scarlet fever (050)	-	-	-	0	0	0	-	-	-	0	0	0	24
25 Streptococcal sore throat (051)	-	-	-	0	0	0	-	-	-	0	0	0	25
26 Diphtheria (055)	-	-	-	0	0	0	-	-	-	0	0	0	26
27 Whooping cough (056)	-	-	-	0	0	0	-	-	-	0	0	0	27
28 Meningococcal infections (057)	-	-	-	0	0	0	1	1	-	1.7	1.8	0	28
29 Acute poliomyelitis (080)	-	-	-	0	0	0	-	-	-	0	0	0	29
30 Acute infectious encephalitis (082)	-	-	-	0	0	0	-	-	-	0	0	0	30
31 Smallpox (084)	-	-	-	0	0	0	-	-	-	0	0	0	31
32 Measles (085)	-	-	-	0	0	0	-	-	-	0	0	0	32
33 Typhus and other rickettsial diseases (100-103, 105-108)	-	-	-	0	0	0	-	-	-	0	0	0	33
34 Rocky Mountain spotted fever (104)	-	-	-	0	0	0	-	-	-	0	0	0	34
35 Malaria (110-117)	-	-	-	0	0	0	-	-	-	0	0	0	35
36 All other diseases classified as infective and parasitic (030-039, 041-044, 049, 052-054, 059-074, 081, 083, 086-096, 120-138)	-	-	-	0	0	0	4	4	-	6.9	7.4	0	36
37 Malignant neoplasms, including neoplasms of lymphatic and haematopoietic tissues (140-205)	9	7	2	78.9	132.1	32.8	54	49	5	92.6	90.6	119.0	37
38 Benign and unspecified neoplasms (210-239)	1	1	-	8.8	18.9	0	1	1	-	1.7	1.8	0	38
39 Diabetes mellitus (260)	3	1	2	26.3	18.9	32.8	8	8	-	13.7	14.8	0	39
40 Pellagra (281)	-	-	-	0	0	0	-	-	-	0	0	0	40
41 Anemias (290-293)	1	1	-	8.8	18.9	0	-	-	-	0	0	0	41
42 Vascular lesions affecting central nervous system (330-334)	21	12	9	184.2	226.4	147.5	62	55	7	106.3	101.7	166.7	42
43 Nonmeningococcal meningitis (340)	-	-	-	0	0	0	-	-	-	0	0	0	43
44 Rheumatic fever (400-402)	-	-	-	0	0	0	-	-	-	0	0	0	44
45 Heart diseases (410-443)	47	24	23	412.3	452.8	377.0	137	132	5	235.0	244.0	119.0	45
46 Hypertension without mention of heart (444-447)	1	-	1	8.8	0	16.4	1	-	1	1.7	0	23.8	46
47 Influenza and pneumonia (480-483, 490-493)	12	2	10	105.3	37.7	163.9	11	8	3	18.9	14.8	71.4	47
48 Bronchitis (500-502)	2	2	-	17.5	37.7	0	1	1	-	1.7	1.8	0	48
49 Ulcer of stomach and duodenum (540, 541)	-	-	-	0	0	0	4	4	-	6.9	7.4	0	49
50 Appendicitis (550-553)	-	-	-	0	0	0	-	-	-	0	0	0	50
51 Intestinal obstruction and hernia (560, 561, 570)	-	-	-	0	0	0	2	2	-	3.4	3.7	0	51
52 Gastritis, duodenitis, enteritis and colitis (except diarrhea of the newborn) (543, 571, 572)	2	1	1	17.5	18.9	16.4	1	-	1	1.7	0	23.8	52
53 Cirrhosis of liver (581)	-	-	-	0	0	0	2	2	-	3.4	3.7	0	53
54 Nephritis and nephrosis (590-594)	2	-	2	17.5	0	32.8	1	-	1	1.7	0	23.8	54
55 Hyperplasia of prostate (610)	-	-	-	0	0	0	1	1	-	1.7	1.8	0	55
56 Complications of pregnancy, childbirth and the puerperium (640-652, 670-689)	-	-	-	0	0	0	1	1	-	1.7	1.8	0	56
57 Congenital malformations (750-759)	1	1	-	8.8	18.9	0	4	4	-	6.9	7.4	0	57
58 Birth injuries, postnatal asphyxia and atelectasis (760-762)	2	-	2	17.5	0	32.8	6	5	1	10.3	9.2	23.8	58
59 Infection of the newborn (763-768)	1	-	1	8.8	0	16.4	2	1	1	3.4	1.8	23.8	59
60 Other diseases peculiar to early infancy, and immaturity unqualified (769-776)	3	-	3	26.3	0	49.2	8	6	2	13.7	11.1	47.6	60
61 Senility, without mention of psychosis (794)	-	-	-	0	0	0	-	-	-	0	0	0	61
62 Ill-defined and unknown causes (780-793, 795)	-	-	-	0	0	0	6	5	1	10.3	9.2	23.8	62
63 Motor vehicle accidents (E810-E835)	2	-	2	17.5	0	32.8	27	24	3	46.3	44.4	71.4	63
64 All other accidents (E800-E802, E840-E962)	4	3	1	35.1	56.6	16.4	22	18	4	37.7	33.3	95.2	64
65 Suicide (E963, E970-E979)	-	-	-	0	0	0	11	11	-	18.9	20.3	0	65
66 Homicide (E964, E980-E985)	1	-	1	8.8	0	16.4	4	3	1	6.9	5.5	23.8	66
67 All other diseases (residual)	11	4	7	96.5	75.5	114.8	26	25	1	44.6	46.2	23.8	67

50 TABLE XIII VITAL STATISTICS, BY COUNTY, BY RACE, GEORGIA, 1967

ITEM	HABERSHAM						HALL					
	Number			Rate or Ratio *			Number			Rate or Ratio *		
	Total	White	Non-White	Total	White	Non-White	Total	White	Non-White	Total	White	Non-White
1 Estimated population as of July 1	19,400	18,500	900				56,600	50,100	6,500			
<b>LIVE BIRTHS</b>												
2 Total	375	355	20	19.3	19.2	22.2	1,118	951	167	19.8	19.0	25.7
3 Delivered in hospital	374	355	19	99.7%	100.0%	95.0%	1,109	943	166	99.2%	99.2%	99.4%
4 Delivered in home by physician	1	-	1	0.3%	0%	5.0%	6	5	1	0.5%	0.5%	0.6%
5 Delivered in home by midwife	-	-	-	0%	0%	0%	2	2	-	0.2%	0.2%	0%
6 Other deliveries	-	-	-	0%	0%	0%	1	1	-	0.1%	0.1%	0%
7 Immature births	29	25	4	77.3	70.4	200.0	91	71	20	81.4	74.7	119.8
8 Live births to unwed mothers	9	4	5	24.0	11.3	250.0	80	24	56	71.6	25.2	335.3
<b>FETAL DEATHS</b>												
9 Total	26	25	1	69.3	70.4	50.0	5	5	-	4.5	5.3	0
10 Under 20 weeks gestation	16	16	-	42.7	45.1	0	1	1	-	0.9	1.1	0
11 20-27 weeks gestation	1	1	-	2.7	2.8	0	1	1	-	0.9	1.1	0
12 28 weeks and more	6	5	1	16.0	14.1	50.0	2	2	-	1.8	2.1	0
13 Unknown length of gestation	3	3	-	8.0	8.5	0	1	1	-	0.9	1.1	0
<b>DEATHS</b>												
14 Total, all ages	157	149	8	809.3	805.4	888.9	439	385	54	775.6	768.5	830.8
15 Under 1 year	6	4	2	16.0	11.3	100.0	31	28	3	27.7	29.4	18.0
16 Under 28 days	6	4	2	16.0	11.3	100.0	20	18	2	17.9	18.9	12.0
17 Deaths from immaturity	-	-	-	0	0	0	3	3	-	2.7	3.2	0
18 1-4 years **	-	-	-	-	-	-	10	8	2	-	-	-
19 Maternal deaths	-	-	-	0	0	0	-	-	-	0	0	0
<b>CAUSE OF DEATH</b>												
20 Tuberculosis, all forms (001-019)	-	-	-	0	0	0	-	-	-	0	0	0
21 Syphilis and its sequelae (020-029)	-	-	-	0	0	0	1	-	1	1.8	0	15.4
22 Typhoid fever (040)	-	-	-	0	0	0	-	-	-	0	0	0
23 Dysentery, all forms (045-048)	-	-	-	0	0	0	-	-	-	0	0	0
24 Scarlet fever (050)	-	-	-	0	0	0	-	-	-	0	0	0
25 Streptococcal sore throat (051)	-	-	-	0	0	0	-	-	-	0	0	0
26 Diphtheria (055)	-	-	-	0	0	0	-	-	-	0	0	0
27 Whooping cough (056)	-	-	-	0	0	0	-	-	-	0	0	0
28 Meningococcal infections (057)	-	-	-	0	0	0	2	2	-	3.5	4.0	0
29 Acute poliomyelitis (080)	-	-	-	0	0	0	-	-	-	0	0	0
30 Acute infectious encephalitis (082)	-	-	-	0	0	0	-	-	-	0	0	0
31 Smallpox (084)	-	-	-	0	0	0	-	-	-	0	0	0
32 Measles (085)	-	-	-	0	0	0	-	-	-	0	0	0
33 Typhus and other rickettsial diseases (100-103, 105-108)	-	-	-	0	0	0	-	-	-	0	0	0
34 Rocky Mountain spotted fever (104)	-	-	-	0	0	0	-	-	-	0	0	0
35 Malaria (110-117)	-	-	-	0	0	0	-	-	-	0	0	0
36 All other diseases classified as infective and parasitic (030-039, 041-044, 049, 052-054, 059-074, 081, 083, 086-096, 120-138)	-	-	-	0	0	0	1	1	-	1.8	2.0	0
37 Malignant neoplasms, including neoplasms of lymphatic and haematopoietic tissues (140-205)	20	19	1	103.1	102.7	111.1	52	50	2	91.9	99.8	30.8
38 Benign and unspecified neoplasms (210-239)	-	-	-	0	0	0	-	-	-	0	0	0
39 Diabetes mellitus (260)	4	3	1	20.6	16.2	111.1	7	6	1	12.4	12.0	15.4
40 Pellagra (281)	-	-	-	0	0	0	-	-	-	0	0	0
41 Anemias (290-293)	-	-	-	0	0	0	1	1	-	1.8	2.0	0
42 Vascular lesions affecting central nervous system (330-334)	25	23	2	128.9	124.3	222.2	53	48	5	93.6	95.8	76.9
43 Nonmeningococcal meningitis (340)	-	-	-	0	0	0	-	-	-	0	0	0
44 Rheumatic fever (400-402)	-	-	-	0	0	0	-	-	-	0	0	0
45 Heart diseases (410-443)	71	70	1	366.0	378.4	111.1	151	134	17	266.8	267.5	261.5
46 Hypertension without mention of heart (444-447)	2	2	-	10.3	10.8	0	1	-	1	1.8	0	15.4
47 Influenza and pneumonia (480-483, 490-493)	1	1	-	5.2	5.4	0	26	22	4	45.9	43.9	61.5
48 Bronchitis (500-502)	-	-	-	0	0	0	2	2	-	3.5	4.0	0
49 Ulcer of stomach and duodenum (540, 541)	-	-	-	0	0	0	2	2	-	3.5	4.0	0
50 Appendicitis (550-553)	-	-	-	0	0	0	1	1	-	1.8	2.0	0
51 Intestinal obstruction and hernia (560, 561, 570)	1	1	-	5.2	5.4	0	1	1	-	1.8	2.0	0
52 Gastritis, duodenitis, enteritis and colitis (except diarrhea of the newborn) (543, 571, 572)	-	-	-	0	0	0	-	-	-	0	0	0
53 Cirrhosis of liver (581)	-	-	-	0	0	0	7	6	1	12.4	12.0	15.4
54 Nephritis and nephrosis (590-594)	1	1	-	5.2	5.4	0	2	1	1	3.5	2.0	15.4
55 Hyperplasia of prostate (610)	-	-	-	0	0	0	-	-	-	0	0	0
56 Complications of pregnancy, childbirth and the puerperium (640-652, 670-689)	-	-	-	0	0	0	-	-	-	0	0	0
57 Congenital malformations (750-759)	1	1	-	5.2	5.4	0	9	9	-	15.9	18.0	0
58 Birth injuries, postnatal asphyxia and atelectasis (760-762)	1	1	-	5.2	5.4	0	3	3	-	5.3	6.0	0
59 Infection of the newborn (763-768)	1	1	-	5.2	5.4	0	1	1	-	1.8	2.0	0
60 Other diseases peculiar to early infancy, and immaturity unqualified (769-774)	2	-	2	10.3	0	222.2	9	7	2	15.9	14.0	30.8
61 Senility, without mention of psychosis (794)	-	-	-	0	0	0	-	-	-	0	0	0
62 Ill-defined and unknown causes (780-793, 795)	-	-	-	0	0	0	7	3	4	12.4	6.0	61.5
63 Motor vehicle accidents (E810-E835)	12	11	1	61.9	59.5	111.1	28	25	3	49.5	49.9	46.2
64 All other accidents (E800-E802, E840-E962)	4	4	-	20.6	21.6	0	20	15	5	35.3	29.9	76.9
65 Suicide (E963, E970-E979)	1	1	-	5.2	5.4	0	5	5	-	8.8	10.0	0
66 Homicide (E964, E980-E985)	-	-	-	0	0	0	4	2	2	7.1	4.0	30.8
67 All other diseases (residual)	10	10	-	51.5	54.1	0	43	38	5	76.0	75.8	76.9



TABLE XIII VITAL STATISTICS, BY COUNTY, BY RACE, GEORGIA, 1967

ITEM	HANCOCK						HARALSON						
	Number			Rate or Ratio *			Number			Rate or Ratio *			
	Total	White	Non-White	Total	White	Non-White	Total	White	Non-White	Total	White	Non-White	
1 Estimated population as of July 1	10,500	2,500	8,000				15,200	14,000	1,200				1
<b>LIVE BIRTHS</b>													
2 Total	215	22	193	20.5	8.8	24.1	292	256	36	19.2	18.3	30.0	2
3 Delivered in hospital	155	20	135	72.1%	90.9%	69.9%	278	255	23	95.2%	99.6%	63.9%	3
4 Delivered in home by physician	11	2	9	5.1%	9.1%	4.7%	1	—	1	0.3%	0%	2.8%	4
5 Delivered in home by midwife	49	—	49	22.8%	0%	25.4%	12	—	12	4.1%	0%	33.3%	5
6 Other deliveries	—	—	—	0%	0%	0%	1	1	—	0.3%	0.4%	0%	6
7 Immature births	26	2	24	120.9	90.9	124.4	21	17	4	71.9	66.4	111.1	7
8 Live births to unwed mothers	58	1	57	269.8	45.5	295.3	18	5	13	61.6	19.5	361.1	8
<b>FETAL DEATHS</b>													
9 Total	5	1	4	23.3	45.5	20.7	10	8	2	34.2	31.3	55.6	9
10 Under 20 weeks gestation	1	—	1	4.7	0	5.2	5	5	—	17.1	19.5	0	10
11 20-27 weeks gestation	1	—	1	4.7	0	5.2	2	2	—	6.8	7.8	0	11
12 28 weeks and more	3	1	2	14.0	45.5	10.4	2	1	1	6.8	3.9	27.8	12
13 Unknown length of gestation	—	—	—	0	0	0	1	—	1	3.4	0	27.8	13
<b>DEATHS</b>													
14 Total, all ages	89	38	51	847.6	1520.0	637.5	164	154	10	1078.9	1100.0	833.3	14
15 Under 1 year	10	—	10	46.5	0	51.8	7	6	1	24.0	23.4	27.8	15
16 Under 28 days	4	—	4	18.6	0	20.7	3	2	1	10.3	7.8	27.8	16
17 Deaths from immaturity	2	—	2	9.3	0	10.4	—	—	—	0	0	0	17
18 1-4 years * *	—	—	—	0	0	0	—	—	—	0	0	0	18
19 Maternal deaths	—	—	—	0	0	0	—	—	—	0	0	0	19
<b>CAUSE OF DEATH</b>													
20 Tuberculosis, all forms (001-019)	—	—	—	0	0	0	—	—	—	0	0	0	20
21 Syphilis and its sequelae (020-029)	—	—	—	0	0	0	—	—	—	0	0	0	21
22 Typhoid fever (040)	—	—	—	0	0	0	—	—	—	0	0	0	22
23 Dysentery, all forms (045-048)	—	—	—	0	0	0	—	—	—	0	0	0	23
24 Scarlet fever (050)	—	—	—	0	0	0	—	—	—	0	0	0	24
25 Streptococcal sore throat (051)	—	—	—	0	0	0	—	—	—	0	0	0	25
26 Diphtheria (055)	—	—	—	0	0	0	—	—	—	0	0	0	26
27 Whooping cough (056)	—	—	—	0	0	0	—	—	—	0	0	0	27
28 Meningococcal infections (057)	—	—	—	0	0	0	—	—	—	0	0	0	28
29 Acute poliomyelitis (080)	—	—	—	0	0	0	—	—	—	0	0	0	29
30 Acute infectious encephalitis (082)	—	—	—	0	0	0	—	—	—	0	0	0	30
31 Smallpox (084)	—	—	—	0	0	0	—	—	—	0	0	0	31
32 Measles (085)	—	—	—	0	0	0	—	—	—	0	0	0	32
33 Typhus and other rickettsial diseases (100-103, 105-108)	—	—	—	0	0	0	—	—	—	0	0	0	33
34 Rocky Mountain spotted fever (104)	—	—	—	0	0	0	—	—	—	0	0	0	34
35 Malaria (110-117)	—	—	—	0	0	0	—	—	—	0	0	0	35
36 All other diseases classified as infective and parasitic (030-039, 041-044, 049, 052-054, 059-074, 081, 083, 086-096, 120-138)	—	—	—	0	0	0	—	—	—	0	0	0	36
37 Malignant neoplasms, including neoplasms of lymphatic and haematopoietic tissues (140-205)	11	7	4	104.8	280.0	50.0	18	17	1	118.4	121.4	83.3	37
38 Benign and unspecified neoplasms (210-239)	—	—	—	0	0	0	—	—	—	0	0	0	38
39 Diabetes mellitus (260)	2	—	2	19.0	0	25.0	5	5	—	32.9	35.7	0	39
40 Pellagra (281)	—	—	—	0	0	0	—	—	—	0	0	0	40
41 Anemias (290-293)	—	—	—	0	0	0	—	—	—	0	0	0	41
42 Vascular lesions affecting central nervous system (330-334)	4	1	3	38.1	40.0	37.5	24	24	—	157.9	171.4	0	42
43 Nonmeningococcal meningitis (340)	—	—	—	0	0	0	—	—	—	0	0	0	43
44 Rheumatic fever (400-402)	—	—	—	0	0	0	—	—	—	0	0	0	44
45 Heart diseases (410-443)	34	18	16	323.8	720.0	200.0	61	59	2	401.3	421.4	166.7	45
46 Hypertension without mention of heart (444-447)	—	—	—	0	0	0	3	3	—	19.7	21.4	0	46
47 Influenza and pneumonia (480-483, 490-493)	6	2	4	57.1	80.0	50.0	6	5	1	39.5	35.7	83.3	47
48 Bronchitis (500-502)	—	—	—	0	0	0	1	1	—	6.6	7.1	0	48
49 Ulcer of stomach and duodenum (540, 541)	2	—	2	19.0	0	25.0	1	1	—	6.6	7.1	0	49
50 Appendicitis (550-553)	—	—	—	0	0	0	—	—	—	0	0	0	50
51 Intestinal obstruction and hernia (560, 561, 570)	—	—	—	0	0	0	—	—	—	0	0	0	51
52 Gastritis, duodenitis, enteritis and colitis (except diarrhea of the newborn) (543, 571, 572)	1	—	1	9.5	0	12.5	1	—	1	6.6	0	83.3	52
53 Cirrhosis of liver (581)	—	—	—	0	0	0	1	1	—	6.6	7.1	0	53
54 Nephritis and nephrosis (590-594)	—	—	—	0	0	0	—	—	—	0	0	0	54
55 Hyperplasia of prostate (610)	—	—	—	0	0	0	—	—	—	0	0	0	55
56 Complications of pregnancy, childbirth and the puerperium (640-652, 670-689)	—	—	—	0	0	0	—	—	—	0	0	0	56
57 Congenital malformations (750-759)	—	—	—	0	0	0	3	3	—	19.7	21.4	0	57
58 Birth injuries, postnatal asphyxia and atelectasis (760-762)	—	—	—	0	0	0	—	—	—	0	0	0	58
59 Infection of the newborn (763-768)	1	—	1	9.5	0	12.5	1	—	1	6.6	0	83.3	59
60 Other diseases peculiar to early infancy, and immaturity unqualified (769-776)	2	—	2	19.0	0	25.0	—	—	—	0	0	0	60
61 Senility, without mention of psychosis (794)	—	—	—	0	0	0	—	—	—	0	0	0	61
62 Ill-defined and unknown causes (780-793, 795)	—	—	—	0	0	0	10	9	1	65.8	64.3	83.3	62
63 Motor vehicle accidents (E810-E835)	9	2	7	85.7	80.0	87.5	4	3	1	26.3	21.4	83.3	63
64 All other accidents (E800-E802, E840-E962)	5	3	2	47.6	120.0	25.0	6	6	—	39.5	42.9	0	64
65 Suicide (E963, E970-E979)	—	—	—	0	0	0	1	1	—	6.6	7.1	0	65
66 Homicide (E984, E980-E985)	1	—	1	9.5	0	12.5	5	4	1	32.9	28.6	83.3	66
67 All other diseases (residual)	11	5	6	104.8	200.0	75.0	13	12	1	85.5	85.7	83.3	67

52 TABLE XIII VITAL STATISTICS, BY COUNTY, BY RACE, GEORGIA, 1967

ITEM	HARRIS						HART						
	Number			Rate or Ratio *			Number			Rate or Ratio *			
	Total	White	Non-White	Total	White	Non-White	Total	White	Non-White	Total	White	Non-White	
1 Estimated population as of July 1	11,600	5,100	6,500				15,800	12,000	3,800				1
<b>LIVE BIRTHS</b>													
2 Total	174	57	117	15.0	11.2	18.0	330	214	116	20.9	17.8	30.5	2
3 Delivered in hospital	90	52	38	51.7%	91.2%	32.5%	326	213	113	98.8%	99.5%	97.4%	3
4 Delivered in home by physician	47	5	42	27.0%	8.8%	35.9%	3	1	2	0.9%	0.5%	1.7%	4
5 Delivered in home by midwife	37	—	37	21.3%	0%	31.6%	1	—	1	0.3%	0%	0.9%	5
6 Other deliveries	—	—	—	0%	0%	0%	—	—	—	0%	0%	0%	6
7 Immature births	19	6	13	109.2	105.3	111.1	35	15	20	106.1	70.1	172.4	7
8 Live births to unwed mothers	44	2	42	252.9	35.1	359.0	30	5	25	90.9	23.4	215.5	8
<b>FETAL DEATHS</b>													
9 Total	4	1	3	23.0	17.5	25.6	4	4	—	12.1	18.7	0	9
10 Under 20 weeks gestation	—	—	—	0	0	0	—	—	—	0	0	0	10
11 20-27 weeks gestation	1	—	1	5.7	0	8.5	—	—	—	0	0	0	11
12 28 weeks and more	3	1	2	17.2	17.5	17.1	4	4	—	12.1	18.7	0	12
13 Unknown length of gestation	—	—	—	0	0	0	—	—	—	0	0	0	13
<b>DEATHS</b>													
14 Total, all ages	111	67	44	956.9	1313.7	676.9	148	121	27	936.7	1008.3	710.5	14
15 Under 1 year	7	2	5	40.2	35.1	42.7	6	2	4	18.2	9.3	34.5	15
16 Under 28 days	5	2	3	28.7	35.1	25.6	3	1	2	9.1	4.7	17.2	16
17 Deaths from immaturity	2	1	1	11.5	17.5	8.5	—	—	—	0	0	0	17
18 1-4 years **	—	—	—	—	—	—	—	—	—	—	—	—	18
19 Maternal deaths	—	—	—	0	0	0	—	—	—	0	0	0	19
<b>CAUSE OF DEATH</b>													
20 Tuberculosis, all forms (001-019)	—	—	—	0	0	0	—	—	—	0	0	0	20
21 Syphilis and its sequelae (020-029)	—	—	—	0	0	0	—	—	—	0	0	0	21
22 Typhoid fever (040)	—	—	—	0	0	0	—	—	—	0	0	0	22
23 Dysentery, all forms (045-048)	—	—	—	0	0	0	—	—	—	0	0	0	23
24 Scarlet fever (050)	—	—	—	0	0	0	—	—	—	0	0	0	24
25 Streptococcal sore throat (051)	—	—	—	0	0	0	—	—	—	0	0	0	25
26 Diphtheria (055)	—	—	—	0	0	0	—	—	—	0	0	0	26
27 Whooping cough (056)	—	—	—	0	0	0	—	—	—	0	0	0	27
28 Meningococcal infections (057)	—	—	—	0	0	0	—	—	—	0	0	0	28
29 Acute poliomyelitis (080)	—	—	—	0	0	0	—	—	—	0	0	0	29
30 Acute infectious encephalitis (082)	—	—	—	0	0	0	1	1	—	6.3	0	26.3	30
31 Smallpox (084)	—	—	—	0	0	0	—	—	—	0	0	0	31
32 Measles (085)	—	—	—	0	0	0	—	—	—	0	0	0	32
33 Typhus and other rickettsial diseases (100-103, 105-108)	—	—	—	0	0	0	—	—	—	0	0	0	33
34 Rocky Mountain spotted fever (104)	—	—	—	0	0	0	—	—	—	0	0	0	34
35 Malaria (110-117)	—	—	—	0	0	0	—	—	—	0	0	0	35
36 All other diseases classified as infective and parasitic (030-039, 041-044, 049, 052-054, 059-074, 081, 083, 086-096, 120-138)	1	—	1	8.6	0	15.4	—	—	—	0	0	0	36
37 Malignant neoplasms, including neoplasms of lymphatic and haematopoietic tissues (140-205)	8	7	1	69.0	137.3	15.4	22	21	1	139.2	175.0	26.3	37
38 Benign and unspecified neoplasms (210-239)	1	—	1	8.6	0	15.4	1	1	—	6.3	8.3	0	38
39 Diabetes mellitus (260)	3	2	1	25.9	39.2	15.4	2	1	1	12.7	8.3	26.3	39
40 Pellagra (281)	—	—	—	0	0	0	—	—	—	0	0	0	40
41 Anemias (290-293)	—	—	—	0	0	0	—	—	—	0	0	0	41
42 Vascular lesions affecting central nervous system (330-334)	20	12	8	172.4	235.3	123.1	28	25	3	177.2	208.3	78.9	42
43 Nonmeningococcal meningitis (340)	—	—	—	0	0	0	—	—	—	0	0	0	43
44 Rheumatic fever (400-402)	—	—	—	0	0	0	—	—	—	0	0	0	44
45 Heart diseases (410-443)	36	23	13	310.3	451.0	200.0	54	46	8	341.8	383.3	210.5	45
46 Hypertension without mention of heart (444-447)	1	—	1	8.6	0	15.4	2	1	1	12.7	8.3	26.3	46
47 Influenza and pneumonia (480-483, 490-493)	10	6	4	86.2	117.6	61.5	5	3	2	31.6	25.0	52.6	47
48 Bronchitis (500-502)	—	—	—	0	0	0	—	—	—	0	0	0	48
49 Ulcer of stomach and duodenum (540, 541)	1	1	—	8.6	19.6	0	1	—	1	6.3	0	26.3	49
50 Appendicitis (550-553)	—	—	—	0	0	0	—	—	—	0	0	0	50
51 Intestinal obstruction and hernia (560, 561, 570)	1	1	—	8.6	19.6	0	2	2	—	12.7	16.7	0	51
52 Gastritis, duodenitis, enteritis and colitis (except diarrhea of the newborn) (542, 571, 572)	—	—	—	0	0	0	—	—	—	0	0	0	52
53 Cirrhosis of liver (581)	—	—	—	0	0	0	—	—	—	0	0	0	53
54 Nephritis and nephrosis (590-594)	1	—	1	8.6	0	15.4	2	—	2	12.7	0	52.6	54
55 Hyperplasia of prostate (610)	—	—	—	0	0	0	2	2	—	12.7	16.7	0	55
56 Complications of pregnancy, childbirth and the puerperium (640-652, 670-689)	—	—	—	0	0	0	—	—	—	0	0	0	56
57 Congenital malformations (750-759)	—	—	—	0	0	0	—	—	—	0	0	0	57
58 Birth injuries, postnatal asphyxia and atelectasis (760-762)	2	1	1	17.2	19.6	15.4	2	1	1	12.7	8.3	26.3	58
59 Infection of the newborn (763-768)	—	—	—	0	0	0	1	—	1	6.3	0	26.3	59
60 Other diseases peculiar to early infancy, and immaturity unqualified (769-776)	4	1	3	34.5	19.6	46.2	—	—	—	0	0	0	60
61 Senility, without mention of psychosis (794)	—	—	—	0	0	0	—	—	—	0	0	0	61
62 Ill-defined and unknown causes (780-793, 795)	—	—	—	0	0	0	—	—	—	0	0	0	62
63 Motor vehicle accidents (E810-E835)	5	5	—	43.1	98.0	0	7	6	1	44.3	50.0	26.3	63
64 All other accidents (E800-E802, E840-E962)	1	1	—	8.6	19.6	0	2	1	1	12.7	8.3	26.3	64
65 Suicide (E963, E970-E979)	—	—	—	0	0	0	—	—	—	0	0	0	65
66 Homicide (E964, E980-E985)	—	—	—	0	0	0	1	—	1	6.3	0	26.3	66
67 All other diseases (residual)	16	7	9	137.9	137.3	138.5	13	11	2	82.3	91.7	52.6	67

TABLE XIII VITAL STATISTICS, BY COUNTY, BY RACE, GEORGIA, 1967 53

ITEM	HEARD						HENRY						
	Number			Rate or Ratio *			Number			Rate or Ratio *			
	Total	White	Non-White	Total	White	Non-White	Total	White	Non-White	Total	White	Non-White	
1 Estimated population as of July 1	5,400	4,100	1,300				24,900	15,300	9,600				1
<b>LIVE BIRTHS</b>													
2 Total	86	55	31	15.9	13.4	23.8	428	206	222	17.2	13.5	23.1	2
3 Delivered in hospital	79	55	24	91.9%	100.0%	77.4%	411	206	205	96.0%	100.0%	92.3%	3
4 Delivered in home by physician	—	—	—	0%	0%	0%	11	—	11	2.6%	0%	5.0%	4
5 Delivered in home by midwife	7	—	7	8.1%	0%	22.6%	5	—	5	1.2%	0%	2.3%	5
6 Other deliveries	—	—	—	0%	0%	0%	1	—	1	0.2%	0%	0.5%	6
7 Immature births	6	3	3	69.8	54.5	96.8	44	12	32	102.8	58.3	144.1	7
8 Live births to unwed mothers	8	1	7	93.0	18.2	225.8	76	7	69	177.6	34.0	310.8	8
<b>FETAL DEATHS</b>													
9 Total	2	1	1	23.3	18.2	32.3	14	4	10	32.7	19.4	45.0	9
10 Under 20 weeks gestation	—	—	—	0	0	0	5	3	2	11.7	14.6	9.0	10
11 20-27 weeks gestation	1	1	—	11.6	18.2	0	1	—	1	2.3	0	4.5	11
12 28 weeks and more	1	—	1	11.6	0	32.3	8	1	7	18.7	4.9	31.5	12
13 Unknown length of gestation	—	—	—	0	0	0	—	—	—	0	0	0	13
<b>DEATHS</b>													
14 Total, all ages	62	55	7	1148.1	1341.5	538.5	166	122	44	666.7	797.4	458.3	14
15 Under 1 year	4	4	—	46.5	72.7	0	4	2	2	9.3	9.7	9.0	15
16 Under 28 days	2	2	—	23.3	36.4	0	2	1	1	4.7	4.9	4.5	16
17 Deaths from immaturity	—	—	—	0	0	0	1	—	1	2.3	0	4.5	17
18 1-4 years * *	—	—	—	0	0	0	2	1	1	—	—	—	18
19 Maternal deaths	—	—	—	0	0	0	—	—	—	0	0	0	19
<b>CAUSE OF DEATH</b>													
20 Tuberculosis, all forms (001-019)	—	—	—	0	0	0	—	—	—	0	0	0	20
21 Syphilis and its sequelae (020-029)	—	—	—	0	0	0	—	—	—	0	0	0	21
22 Typhoid fever (040)	—	—	—	0	0	0	—	—	—	0	0	0	22
23 Dysentery, all forms (045-048)	—	—	—	0	0	0	—	—	—	0	0	0	23
24 Scarlet fever (050)	—	—	—	0	0	0	—	—	—	0	0	0	24
25 Streptococcal sore throat (051)	—	—	—	0	0	0	—	—	—	0	0	0	25
26 Diphtheria (055)	—	—	—	0	0	0	—	—	—	0	0	0	26
27 Whooping cough (056)	—	—	—	0	0	0	—	—	—	0	0	0	27
28 Meningococcal infections (057)	—	—	—	0	0	0	—	—	—	0	0	0	28
29 Acute poliomyelitis (080)	—	—	—	0	0	0	—	—	—	0	0	0	29
30 Acute infectious encephalitis (082)	—	—	—	0	0	0	—	—	—	0	0	0	30
31 Smallpox (084)	—	—	—	0	0	0	—	—	—	0	0	0	31
32 Measles (085)	—	—	—	0	0	0	—	—	—	0	0	0	32
33 Typhus and other rickettsial diseases (100-103, 105-108)	—	—	—	0	0	0	—	—	—	0	0	0	33
34 Rocky Mountain spotted fever (104)	—	—	—	0	0	0	—	—	—	0	0	0	34
35 Malaria (110-117)	—	—	—	0	0	0	—	—	—	0	0	0	35
36 All other diseases classified as infective and parasitic (030-039, 041-044, 049, 052-054, 059-074, 081, 083, 086-096, 120-138)	—	—	—	0	0	0	—	—	—	0	0	0	36
37 Malignant neoplasms, including neoplasms of lymphatic and haematopoietic tissues (140-205)	11	10	1	203.7	243.9	76.9	33	29	4	132.5	189.5	41.7	37
38 Benign and unspecified neoplasms (210-239)	—	—	—	0	0	0	—	—	—	0	0	0	38
39 Diabetes mellitus (260)	1	1	—	18.5	24.4	0	1	1	—	4.0	6.5	0	39
40 Pellagra (281)	—	—	—	0	0	0	—	—	—	0	0	0	40
41 Anemias (290-293)	—	—	—	0	0	0	—	—	—	0	0	0	41
42 Vascular lesions affecting central nervous system (330-334)	7	6	1	129.6	146.3	76.9	34	19	15	136.5	124.2	156.3	42
43 Nonmeningococcal meningitis (340)	—	—	—	0	0	0	—	—	—	0	0	0	43
44 Rheumatic fever (400-402)	—	—	—	0	0	0	—	—	—	0	0	0	44
45 Heart diseases (410-443)	22	19	3	407.4	463.4	230.8	57	45	12	228.9	294.1	125.0	45
46 Hypertension without mention of heart (444-447)	1	1	—	18.5	24.4	0	1	—	1	4.0	0	10.4	46
47 Influenza and pneumonia (480-483, 490-493)	2	2	—	37.0	48.8	0	7	6	1	28.1	39.2	10.4	47
48 Bronchitis (500-502)	—	—	—	0	0	0	1	1	—	4.0	6.5	0	48
49 Ulcer of stomach and duodenum (540, 541)	—	—	—	0	0	0	1	1	—	4.0	6.5	0	49
50 Appendicitis (550-553)	—	—	—	0	0	0	—	—	—	0	0	0	50
51 Intestinal obstruction and hernia (560, 561, 570)	—	—	—	0	0	0	—	—	—	0	0	0	51
52 Gastritis, duodenitis, enteritis and colitis (except diarrhea of the newborn) (543, 571, 572)	—	—	—	0	0	0	—	—	—	0	0	0	52
53 Cirrhosis of liver (581)	1	1	—	18.5	24.4	0	—	—	—	0	0	0	53
54 Nephritis and nephrosis (590-594)	1	1	—	18.5	0	76.9	1	1	—	4.0	6.5	0	54
55 Hyperplasia of prostate (610)	—	—	—	0	0	0	—	—	—	0	0	0	55
56 Complications of pregnancy, childbirth and the puerperium (640-652, 670-689)	—	—	—	0	0	0	—	—	—	0	0	0	56
57 Congenital malformations (750-759)	2	2	—	37.0	48.8	0	1	1	—	4.0	6.5	0	57
58 Birth injuries, postnatal asphyxia and atelectasis (760-762)	1	1	—	18.5	24.4	0	1	1	—	4.0	6.5	0	58
59 Infection of the newborn (763-768)	—	—	—	0	0	0	—	—	—	0	0	0	59
60 Other diseases peculiar to early infancy, and immaturity unqualified (769-776)	1	1	—	18.5	24.4	0	1	—	1	4.0	0	10.4	60
61 Senility, without mention of psychosis (794)	—	—	—	0	0	0	—	—	—	0	0	0	61
62 Ill-defined and unknown causes (780-793, 795)	—	—	—	0	0	0	—	—	—	0	0	0	62
63 Motor vehicle accidents (E810-E835)	5	4	1	92.6	97.6	76.9	7	2	5	28.1	13.1	52.1	63
64 All other accidents (E800-E802, E840-E962)	2	2	—	37.0	48.8	0	4	2	2	16.1	13.1	20.8	64
65 Suicide (E963, E970-E979)	1	1	—	18.5	24.4	0	4	4	—	16.1	26.1	0	65
66 Homicide (E964, E980-E985)	—	—	—	0	0	0	—	—	—	0	0	0	66
67 All other diseases (residual)	4	4	—	74.1	97.6	0	12	9	3	48.2	58.8	31.3	67

TABLE XIII VITAL STATISTICS, BY COUNTY, BY RACE, GEORGIA, 1967

ITEM	HOUSTON						IRWIN					
	Number			Rate or Ratio *			Number			Rate or Ratio *		
	Total	White	Non-White	Total	White	Non-White	Total	White	Non-White	Total	White	Non-White
1 Estimated population as of July 1	48,300	38,400	9,900				9,700	5,900	3,800			
<b>LIVE BIRTHS</b>												
2 Total	1,143	877	266	23.7	22.8	26.9	156	63	93	16.1	10.7	24.5
3 Delivered in hospital	1,061	877	184	92.8%	100.0%	69.2%	119	63	56	76.3%	100.0%	60.2%
4 Delivered in home by physician	24	—	24	2.1%	0%	9.0%	1	—	1	0.6%	0%	1.1%
5 Delivered in home by midwife	58	—	58	5.1%	0%	21.8%	36	—	36	23.1%	0%	38.7%
6 Other deliveries	—	—	—	0%	0%	0%	—	—	—	0%	0%	0%
7 Immature births	109	64	45	95.4	73.0	169.2	17	3	14	109.0	47.6	150.5
8 Live births to unwed mothers	65	15	50	56.9	17.1	188.0	30	1	29	192.3	15.9	311.8
<b>FETAL DEATHS</b>												
9 Total	16	9	7	14.0	10.3	26.3	4	1	3	25.6	15.9	32.3
10 Under 20 weeks gestation	—	—	—	0	0	0	1	1	—	6.4	15.9	0
11 20-27 weeks gestation	2	1	1	1.7	1.1	3.8	1	—	1	6.4	0	10.8
12 28 weeks and more	13	7	6	11.4	8.0	22.6	2	—	2	12.8	0	21.5
13 Unknown length of gestation	1	1	—	0.9	1.1	0	—	—	—	0	0	0
<b>DEATHS</b>												
14 Total, all ages	270	195	75	559.0	507.8	757.6	86	55	31	886.6	932.2	815.8
15 Under 1 year	30	21	9	26.2	23.9	33.8	8	1	7	51.3	15.9	75.3
16 Under 28 days	21	19	2	18.4	21.7	7.5	3	1	2	19.2	15.9	21.5
17 Deaths from immaturity	2	2	—	1.7	2.3	0	2	—	2	12.8	0	21.5
18 1-4 years **	6	3	3	—	—	—	—	—	—	—	—	—
19 Maternal deaths	1	—	1	8.7	0	37.6	—	—	—	0	0	0
<b>CAUSE OF DEATH</b>												
20 Tuberculosis, all forms (001-019)	1	1	—	2.1	2.6	0	—	—	—	0	0	0
21 Syphilis and its sequelae (020-029)	1	—	1	2.1	0	10.1	—	—	—	0	0	0
22 Typhoid fever (040)	—	—	—	0	0	0	—	—	—	0	0	0
23 Dysentery, all forms (045-048)	—	—	—	0	0	0	—	—	—	0	0	0
24 Scarlet fever (050)	—	—	—	0	0	0	—	—	—	0	0	0
25 Streptococcal sore throat (051)	—	—	—	0	0	0	—	—	—	0	0	0
26 Diphtheria (055)	—	—	—	0	0	0	—	—	—	0	0	0
27 Whooping cough (056)	—	—	—	0	0	0	1	—	—	10.3	0	26.3
28 Meningococcal infections (057)	—	—	—	0	0	0	—	—	—	0	0	0
29 Acute poliomyelitis (080)	—	—	—	0	0	0	—	—	—	0	0	0
30 Acute infectious encephalitis (082)	—	—	—	0	0	0	—	—	—	0	0	0
31 Smallpox (084)	—	—	—	0	0	0	—	—	—	0	0	0
32 Measles (085)	—	—	—	0	0	0	—	—	—	0	0	0
33 Typhus and other rickettsial diseases (100-103, 105-108)	—	—	—	0	0	0	—	—	—	0	0	0
34 Rocky Mountain spotted fever (104)	—	—	—	0	0	0	—	—	—	0	0	0
35 Malaria (110-117)	—	—	—	0	0	0	—	—	—	0	0	0
36 All other diseases classified as infective and parasitic (030-039, 041-044, 049, 052-054, 059-074, 081, 083, 086-096, 120-138)	—	—	—	0	0	0	—	—	—	0	0	0
37 Malignant neoplasms, including neoplasms of lymphatic and haematopoietic tissues (140-205)	30	27	3	62.1	70.3	30.3	12	9	3	123.7	152.5	78.9
38 Benign and unspecified neoplasms (210-239)	1	—	1	2.1	0	10.1	—	—	—	0	0	0
39 Diabetes mellitus (260)	2	—	2	4.1	0	20.2	2	2	—	20.6	33.9	0
40 Pellagra (281)	—	—	—	0	0	0	—	—	—	0	0	0
41 Anemias (290-293)	—	—	—	0	0	0	—	—	—	0	0	0
42 Vascular lesions affecting central nervous system (330-334)	34	19	15	70.4	49.5	151.5	23	15	8	237.1	254.2	210.5
43 Nonmeningococcal meningitis (340)	1	—	1	2.1	0	10.1	—	—	—	0	0	0
44 Rheumatic fever (400-402)	—	—	—	0	0	0	—	—	—	0	0	0
45 Heart diseases (410-443)	84	61	23	173.9	158.9	232.3	28	20	8	288.7	339.0	210.5
46 Hypertension without mention of heart (444-447)	3	2	1	6.2	5.2	10.1	—	—	—	0	0	0
47 Influenza and pneumonia (480-483, 490-493)	11	4	7	22.8	10.4	70.7	6	3	3	61.9	50.8	78.9
48 Bronchitis (500-502)	1	1	—	2.1	2.6	0	—	—	—	0	0	0
49 Ulcer of stomach and duodenum (540, 541)	2	2	—	4.1	5.2	0	1	—	1	10.3	0	26.3
50 Appendicitis (550-553)	1	—	1	2.1	0	10.1	—	—	—	0	0	0
51 Intestinal obstruction and hernia (560, 561, 570)	4	2	2	8.3	5.2	20.2	1	1	—	10.3	16.9	0
52 Gastritis, duodenitis, enteritis and colitis (except diarrhea of the newborn) (543, 571, 572)	2	2	—	4.1	5.2	0	—	—	—	0	0	0
53 Cirrhosis of liver (581)	6	6	—	12.4	15.6	0	—	—	—	0	0	0
54 Nephritis and nephrosis (590-594)	—	—	—	0	0	0	2	1	1	20.6	16.9	26.3
55 Hyperplasia of prostate (610)	—	—	—	0	0	0	—	—	—	0	0	0
56 Complications of pregnancy, childbirth and the puerperium (640-652, 670-689)	1	—	1	2.1	0	10.1	—	—	—	0	0	0
57 Congenital malformations (750-759)	3	1	2	6.2	2.6	20.2	—	—	—	0	0	0
58 Birth injuries, postnatal asphyxia and atelectasis (760-762)	11	10	1	22.8	26.0	10.1	—	—	—	0	0	0
59 Infection of the newborn (763-768)	2	1	1	4.1	2.6	10.1	—	—	—	0	0	0
60 Other diseases peculiar to early infancy, and immaturity unqualified (769-776)	7	7	—	14.5	18.2	0	3	1	2	30.9	16.9	52.6
61 Senility, without mention of psychosis (794)	—	—	—	0	0	0	—	—	—	0	0	0
62 Ill-defined and unknown causes (780-793, 795)	5	4	1	10.4	10.4	10.1	—	—	—	0	0	0
63 Motor vehicle accidents (E810-E835)	12	11	1	24.8	28.6	10.1	1	1	—	10.3	16.9	0
64 All other accidents (E800-E802, E840-E962)	10	4	6	20.7	10.4	60.6	—	—	—	10.3	0	26.3
65 Suicide (E963, E970-E979)	7	7	—	14.5	18.2	0	1	1	—	10.3	16.9	0
66 Homicide (E964, E980-E985)	1	1	—	2.1	2.6	0	—	—	—	0	0	0
67 All other diseases (residual)	27	22	5	55.9	57.3	50.5	4	1	3	41.2	16.9	78.9

TABLE XIII VITAL STATISTICS, BY COUNTY, BY RACE, GEORGIA, 1967

ITEM	JACKSON						JASPER						
	Number			Rate or Ratio *			Number			Rate or Ratio *			
	Total	White	Non-White	Total	White	Non-White	Total	White	Non-White	Total	White	Non-White	
1 Estimated population as of July 1	19,600	17,000	2,600				6,200	2,700	3,500				1
<b>LIVE BIRTHS</b>													
2 Total	350	293	57	17.9	17.2	21.9	95	34	61	15.3	12.6	17.4	2
3 Delivered in hospital	340	291	49	97.1%	99.3%	86.0%	70	34	36	73.7%	100.0%	59.0%	3
4 Delivered in home by physician	1	-	1	0.3%	0%	1.8%	-	-	-	0%	0%	0%	4
5 Delivered in home by midwife	9	2	7	2.6%	0.7%	12.3%	25	-	25	26.3%	0%	41.0%	5
6 Other deliveries	-	-	-	0%	0%	0%	-	-	-	0%	0%	0%	6
7 Immature births	30	26	4	85.7	88.7	70.2	8	1	7	84.2	29.4	114.8	7
8 Live births to unwed mothers	19	9	10	54.3	30.7	175.4	20	1	19	210.5	29.4	311.5	8
<b>FETAL DEATHS</b>													
9 Total	5	5	-	14.3	17.1	0	2	-	2	21.1	0	32.8	9
10 Under 20 weeks gestation	-	-	-	0	0	0	-	-	-	0	0	0	10
11 20-27 weeks gestation	3	3	-	8.6	10.2	0	1	-	1	10.5	0	16.4	11
12 28 weeks and more	2	2	-	5.7	6.8	0	1	-	1	10.5	0	16.4	12
13 Unknown length of gestation	-	-	-	0	0	0	-	-	-	0	0	0	13
<b>DEATHS</b>													
14 Total, all ages	171	138	33	872.4	811.8	1269.2	67	32	35	1080.6	1185.2	1000.0	14
15 Under 1 year	2	2	-	5.7	6.8	0	4	1	3	42.1	29.4	49.2	15
16 Under 28 days	1	1	-	2.9	3.4	0	4	1	3	42.1	29.4	49.2	16
17 Deaths from immaturity	-	-	-	0	0	0	-	-	-	0	0	0	17
18 1-4 years **	1	-	1	-	-	-	1	-	1	-	-	-	18
19 Maternal deaths	-	-	-	0	0	0	-	-	-	0	0	0	19
<b>CAUSE OF DEATH</b>													
20 Tuberculosis, all forms (001-019)	-	-	-	0	0	0	-	-	-	0	0	0	20
21 Syphilis and its sequelae (020-029)	-	-	-	0	0	0	-	-	-	0	0	0	21
22 Typhoid fever (040)	-	-	-	0	0	0	-	-	-	0	0	0	22
23 Dysentery, all forms (045-048)	-	-	-	0	0	0	-	-	-	0	0	0	23
24 Scarlet fever (050)	-	-	-	0	0	0	-	-	-	0	0	0	24
25 Streptococcal sore throat (051)	-	-	-	0	0	0	-	-	-	0	0	0	25
26 Diphtheria (055)	-	-	-	0	0	0	-	-	-	0	0	0	26
27 Whooping cough (056)	-	-	-	0	0	0	-	-	-	0	0	0	27
28 Meningococcal infections (057)	-	-	-	0	0	0	-	-	-	0	0	0	28
29 Acute poliomyelitis (080)	-	-	-	0	0	0	-	-	-	0	0	0	29
30 Acute infectious encephalitis (082)	-	-	-	0	0	0	-	-	-	0	0	0	30
31 Smallpox (084)	-	-	-	0	0	0	-	-	-	0	0	0	31
32 Measles (085)	-	-	-	0	0	0	-	-	-	0	0	0	32
33 Typhus and other rickettsial diseases (100-103, 105-108)	-	-	-	0	0	0	-	-	-	0	0	0	33
34 Rocky Mountain spotted fever (104)	-	-	-	0	0	0	-	-	-	0	0	0	34
35 Malaria (110-117)	-	-	-	0	0	0	-	-	-	0	0	0	35
36 All other diseases classified as infective and parasitic (030-039, 041-044, 049, 052-054, 059-074, 081, 083, 086-096, 120-138)	-	-	-	0	0	0	-	-	-	0	0	0	36
37 Malignant neoplasms, including neoplasms of lymphatic and haematopoietic tissues (140-205)	27	24	3	137.8	141.2	115.4	8	4	4	129.0	148.1	114.3	37
38 Benign and unspecified neoplasms (210-239)	-	-	-	0	0	0	-	-	-	0	0	0	38
39 Diabetes mellitus (260)	-	-	-	0	0	0	-	-	-	0	0	0	39
40 Pellagra (281)	-	-	-	0	0	0	-	-	-	0	0	0	40
41 Anemias (290-293)	-	1	-	5.1	5.9	0	-	-	-	0	0	0	41
42 Vascular lesions affecting central nervous system (330-334)	2.2	1.6	6	112.2	94.1	230.8	21	7	14	338.7	259.3	400.0	42
43 Nonmeningococcal meningitis (340)	-	-	-	0	0	0	-	-	-	0	0	0	43
44 Rheumatic fever (400-402)	-	-	-	0	0	0	-	-	-	0	0	0	44
45 Heart diseases (410-443)	6.2	5.2	10	316.3	305.9	384.6	19	11	8	306.5	407.4	228.6	45
46 Hypertension without mention of heart (444-447)	2	2	-	10.2	11.8	0	1	-	1	16.1	0	28.6	46
47 Influenza and pneumonia (480-483, 490-493)	3	2	1	15.3	11.8	38.5	3	2	1	48.4	74.1	28.6	47
48 Bronchitis (500-502)	-	-	-	0	0	0	-	-	-	0	0	0	48
49 Ulcer of stomach and duodenum (540, 541)	-	-	-	0	0	0	-	-	-	0	0	0	49
50 Appendicitis (550-553)	-	-	-	0	0	0	-	-	-	0	0	0	50
51 Intestinal obstruction and hernia (560, 561, 570)	4	2	2	20.4	11.8	76.9	-	-	-	0	0	0	51
52 Gastritis, duodenitis, enteritis and colitis (except diarrhea of the newborn) (543, 571, 572)	-	-	-	0	0	0	-	-	-	0	0	0	52
53 Cirrhosis of liver (581)	1	1	-	5.1	5.9	0	-	-	-	0	0	0	53
54 Nephritis and nephrosis (590-594)	1	1	-	5.1	5.9	0	-	-	-	0	0	0	54
55 Hyperplasia of prostate (610)	-	-	-	0	0	0	-	-	-	0	0	0	55
56 Complications of pregnancy, childbirth and the puerperium (640-652, 670-689)	-	-	-	0	0	0	-	-	-	0	0	0	56
57 Congenital malformations (750-759)	-	-	-	0	0	0	-	-	-	0	0	0	57
58 Birth injuries, postnatal asphyxia and atelectasis (760-762)	1	1	-	5.1	5.9	0	-	-	-	0	0	0	58
59 Infection of the newborn (763-768)	-	-	-	0	0	0	1	-	1	16.1	0	28.6	59
60 Other diseases peculiar to early infancy, and immaturity unqualified (769-774)	-	-	-	0	0	0	3	1	2	48.4	37.0	57.1	60
61 Senility, without mention of psychosis (794)	-	-	-	0	0	0	-	-	-	0	0	0	61
62 Ill-defined and unknown causes (780-793, 795)	1	-	1	5.1	0	38.5	-	-	-	0	0	0	62
63 Motor vehicle accidents (E810-E835)	11	8	3	56.1	47.1	115.4	1	-	1	16.1	0	28.6	63
64 All other accidents (E800-E802, E840-E962)	4	2	2	20.4	11.8	76.9	2	2	-	32.3	74.1	0	64
65 Suicide (E963, E970-E979)	5	4	1	25.5	23.5	38.5	1	1	-	16.1	37.0	0	65
66 Homicide (E964, E980-E985)	2	2	-	10.2	11.8	0	1	1	-	16.1	37.0	0	66
67 All other diseases (residual)	24	20	4	122.4	117.6	153.8	6	3	3	96.8	111.1	85.7	67

TABLE XIII VITAL STATISTICS, BY COUNTY, BY RACE, GEORGIA, 1967

ITEM	JEFF DAVIS						JEFFERSON						
	Number			Rate or Ratio *			Number			Rate or Ratio *			
	Total	White	Non-White	Total	White	Non-White	Total	White	Non-White	Total	White	Non-White	
1 Estimated population as of July 1	9,600	7,700	1,900				18,300	7,700	10,600				1
<b>LIVE BIRTHS</b>													
2 Total	200	172	28	20.8	22.3	14.7	389	97	292	21.3	12.6	27.5	2
3 Delivered in hospital	193	170	23	96.5%	98.8%	82.1%	237	97	140	60.9%	100.0%	47.9%	3
4 Delivered in home by physician	4	2	2	2.0%	1.2%	7.1%	9	—	9	2.3%	0%	3.1%	4
5 Delivered in home by midwife	3	—	3	1.5%	0%	10.7%	140	—	140	36.0%	0%	47.9%	5
6 Other deliveries	—	—	—	0%	0%	0%	3	—	3	0.8%	0%	1.0%	6
7 Immature births	19	16	3	95.0	93.0	107.1	44	12	32	113.1	123.7	109.6	7
8 Live births to unwed mothers	10	5	5	50.0	29.1	178.6	88	1	87	226.2	10.3	297.9	8
<b>FETAL DEATHS</b>													
9 Total	4	3	1	20.0	17.4	35.7	9	2	7	23.1	20.6	24.0	9
10 Under 20 weeks gestation	2	2	—	10.0	11.6	0	3	2	1	7.7	20.6	3.4	10
11 20-27 weeks gestation	—	—	—	0	0	0	1	—	1	2.6	0	3.4	11
12 28 weeks and more	1	—	1	5.0	0	35.7	3	—	3	7.7	0	10.3	12
13 Unknown length of gestation	1	1	—	5.0	5.8	0	2	—	2	5.1	0	6.8	13
<b>DEATHS</b>													
14 Total, all ages	75	61	14	781.3	792.2	736.8	212	79	133	158.5	1026.0	1254.7	14
15 Under 1 year	8	5	3	40.0	29.1	107.1	20	3	17	51.4	30.9	58.2	15
16 Under 28 days	3	2	1	15.0	11.6	35.7	12	3	9	30.8	30.9	30.8	16
17 Deaths from immaturity	—	—	—	0	0	0	3	1	2	7.7	10.3	6.8	17
18 1-4 years * *	—	—	—	—	—	—	1	—	1	—	—	—	18
19 Maternal deaths	—	—	—	0	0	0	1	—	1	25.7	0	34.2	19
<b>CAUSE OF DEATH</b>													
20 Tuberculosis, all forms (001-019)	—	—	—	0	0	0	1	—	1	5.5	0	9.4	20
21 Syphilis and its sequelae (020-029)	—	—	—	0	0	0	—	—	—	0	0	0	21
22 Typhoid fever (040)	—	—	—	0	0	0	—	—	—	0	0	0	22
23 Dysentery, all forms (045-048)	—	—	—	0	0	0	—	—	—	0	0	0	23
24 Scarlet fever (050)	—	—	—	0	0	0	—	—	—	0	0	0	24
25 Streptococcal sore throat (051)	—	—	—	0	0	0	—	—	—	0	0	0	25
26 Diphtheria (055)	—	—	—	0	0	0	—	—	—	0	0	0	26
27 Whooping cough (056)	—	—	—	0	0	0	—	—	—	0	0	0	27
28 Meningococcal infections (057)	—	—	—	0	0	0	—	—	—	0	0	0	28
29 Acute poliomyelitis (080)	—	—	—	0	0	0	—	—	—	0	0	0	29
30 Acute infectious encephalitis (082)	—	—	—	0	0	0	—	—	—	0	0	0	30
31 Smallpox (084)	—	—	—	0	0	0	—	—	—	0	0	0	31
32 Measles (085)	—	—	—	0	0	0	—	—	—	0	0	0	32
33 Typhus and other rickettsial diseases (100-103, 105-108)	—	—	—	0	0	0	—	—	—	0	0	0	33
34 Rocky Mountain spotted fever (104)	—	—	—	0	0	0	—	—	—	0	0	0	34
35 Malaria (110-117)	—	—	—	0	0	0	—	—	—	0	0	0	35
36 All other diseases classified as infective and parasitic (030-039, 041-044, 049, 052-054, 059-074, 081, 083, 086-096, 120-138)	1	—	1	10.4	0	52.6	3	—	3	16.4	0	28.3	36
37 Malignant neoplasms, including neoplasms of lymphatic and haematopoietic tissues (140-205)	5	4	1	52.1	51.9	52.6	25	13	12	136.6	168.8	113.2	37
38 Benign and unspecified neoplasms (210-239)	—	—	—	0	0	0	—	—	—	0	0	0	38
39 Diabetes mellitus (260)	1	—	1	10.4	0	52.6	2	1	1	10.9	13.0	9.4	39
40 Pellagra (281)	—	—	—	0	0	0	—	—	—	0	0	0	40
41 Anemias (290-293)	—	—	—	0	0	0	1	—	1	5.5	0	9.4	41
42 Vascular lesions affecting central nervous system (330-334)	10	9	1	104.2	116.9	52.6	20	9	11	109.3	116.9	103.8	42
43 Nonmeningococcal meningitis (340)	—	—	—	0	0	0	—	—	—	0	0	0	43
44 Rheumatic fever (400-402)	—	—	—	0	0	0	—	—	—	0	0	0	44
45 Heart diseases (410-443)	36	31	5	375.0	402.6	263.2	80	28	52	437.2	363.6	490.6	45
46 Hypertension without mention of heart (444-447)	—	—	—	0	0	0	2	1	1	10.9	13.0	9.4	46
47 Influenza and pneumonia (480-483, 490-493)	2	2	—	20.8	26.0	0	11	1	10	60.1	13.0	94.3	47
48 Bronchitis (500-502)	1	1	—	10.4	13.0	0	1	1	—	5.5	13.0	0	48
49 Ulcer of stomach and duodenum (540, 541)	—	—	—	0	0	0	—	—	—	0	0	0	49
50 Appendicitis (550-553)	—	—	—	0	0	0	—	—	—	0	0	0	50
51 Intestinal obstruction and hernia (560, 561, 570)	—	—	—	0	0	0	—	—	—	0	0	0	51
52 Gastritis, duodenitis, enteritis and colitis (except diarrhea of the newborn) (543, 571, 572)	—	—	—	0	0	0	—	—	—	0	0	0	52
53 Cirrhosis of liver (581)	—	—	—	0	0	0	3	2	1	16.4	26.0	9.4	53
54 Nephritis and nephrosis (590-594)	—	—	—	0	0	0	5	1	4	27.3	13.0	37.7	54
55 Hyperplasia of prostate (610)	—	—	—	0	0	0	—	—	—	0	0	0	55
56 Complications of pregnancy, childbirth and the puerperium (640-652, 670-689)	—	—	—	0	0	0	1	—	1	5.5	0	9.4	56
57 Congenital malformations (750-759)	—	—	—	0	0	0	—	—	—	0	0	0	57
58 Birth injuries, postnatal asphyxia and atelectasis (760-762)	2	1	1	20.8	13.0	52.6	4	1	3	21.9	13.0	28.3	58
59 Infection of the newborn (763-768)	—	—	—	0	0	0	1	—	1	5.5	0	9.4	59
60 Other diseases peculiar to early infancy, and immaturity unqualified (769-776)	1	1	—	10.4	13.0	0	7	2	5	38.3	26.0	47.2	60
61 Senility, without mention of psychosis (794)	—	—	—	0	0	0	1	—	1	5.5	0	9.4	61
62 Ill-defined and unknown causes (780-793, 795)	—	—	—	0	0	0	5	—	5	27.3	0	47.2	62
63 Motor vehicle accidents (E810-E835)	—	—	—	0	0	0	11	8	3	60.1	103.9	28.3	63
64 All other accidents (E800-E802, E840-E962)	6	4	2	62.5	51.9	105.3	6	3	3	32.8	39.0	28.3	64
65 Suicide (E963, E970-E979)	—	—	—	0	0	0	—	—	—	0	0	0	65
66 Homicide (E964, E980-E985)	1	1	—	10.4	13.0	0	3	1	2	16.4	13.0	18.9	66
67 All other diseases (residual)	9	7	2	93.8	90.9	105.3	19	7	12	103.8	90.9	113.2	67

TABLE XIII VITAL STATISTICS, BY COUNTY, BY RACE, GEORGIA, 1967

ITEM	JENKINS						JOHNSON						
	Number			Rate or Ratio *			Number			Rate or Ratio *			
	Total	White	Non-White	Total	White	Non-White	Total	White	Non-White	Total	White	Non-White	
1 Estimated population as of July 1	9,700	4,800	4,900				8,500	5,500	3,000				1
<b>LIVE BIRTHS</b>													
2 Total	160	68	92	16.5	14.2	18.8	125	67	58	14.7	12.2	19.3	2
3 Delivered in hospital	139	67	72	86.9%	98.5%	78.3%	84	63	21	67.2%	94.0%	36.2%	3
4 Delivered in home by physician	1	—	1	0.6%	0%	1.1%	1	1	—	0.8%	1.5%	0%	4
5 Delivered in home by midwife	20	1	19	12.5%	1.5%	20.7%	38	3	35	30.4%	4.5%	60.3%	5
6 Other deliveries	—	—	—	0%	0%	0%	2	—	2	1.6%	0%	3.4%	6
7 Immature births	11	3	8	68.8	44.1	87.0	6	3	3	48.0	44.8	51.7	7
8 Live births to unwed mothers	34	1	33	212.5	14.7	358.7	27	3	24	216.0	44.8	413.8	8
<b>FETAL DEATHS</b>													
9 Total	4	1	3	25.0	14.7	32.6	1	—	1	8.0	0	17.2	9
10 Under 20 weeks gestation	2	1	1	12.5	14.7	10.9	—	—	—	0	0	0	10
11 20-27 weeks gestation	—	—	—	0	0	0	1	—	1	8.0	0	17.2	11
12 28 weeks and more	1	—	1	6.3	0	10.9	—	—	—	0	0	0	12
13 Unknown length of gestation	1	—	1	6.3	0	10.9	—	—	—	0	0	0	13
<b>DEATHS</b>													
14 Total, all ages	110	59	51	134.0	1229.2	1040.8	94	61	33	105.9	1109.1	1100.0	14
15 Under 1 year	5	2	3	31.3	29.4	32.6	4	1	3	32.0	14.9	51.7	15
16 Under 28 days	4	2	2	25.0	29.4	21.7	1	1	—	8.0	14.9	0	16
17 Deaths from immaturity	—	—	—	0	0	0	—	—	—	0	0	0	17
18 1-4 years * *	2	—	2	—	—	—	1	—	1	—	—	—	18
19 Maternal deaths	—	—	—	0	0	0	—	—	—	0	0	0	19
<b>CAUSE OF DEATH</b>													
20 Tuberculosis, all forms (001-019)	1	—	1	10.3	0	20.4	—	—	—	0	0	0	20
21 Syphilis and its sequelae (020-029)	—	—	—	0	0	0	—	—	—	0	0	0	21
22 Typhoid fever (040)	—	—	—	0	0	0	—	—	—	0	0	0	22
23 Dysentery, all forms (045-048)	—	—	—	0	0	0	—	—	—	0	0	0	23
24 Scarlet fever (050)	—	—	—	0	0	0	—	—	—	0	0	0	24
25 Streptococcal sore throat (051)	—	—	—	0	0	0	—	—	—	0	0	0	25
26 Diphtheria (055)	—	—	—	0	0	0	—	—	—	0	0	0	26
27 Whooping cough (056)	—	—	—	0	0	0	—	—	—	0	0	0	27
28 Meningococcal infections (057)	1	1	—	10.3	20.8	0	—	—	—	0	0	0	28
29 Acute poliomyelitis (080)	—	—	—	0	0	0	—	—	—	0	0	0	29
30 Acute infectious encephalitis (082)	—	—	—	0	0	0	—	—	—	0	0	0	30
31 Smallpox (084)	—	—	—	0	0	0	—	—	—	0	0	0	31
32 Measles (085)	—	—	—	0	0	0	—	—	—	0	0	0	32
33 Typhus and other rickettsial diseases (100-103, 105-108)	—	—	—	0	0	0	—	—	—	0	0	0	33
34 Rocky Mountain spotted fever (104)	—	—	—	0	0	0	—	—	—	0	0	0	34
35 Malaria (110-117)	—	—	—	0	0	0	—	—	—	0	0	0	35
36 All other diseases classified as infective and parasitic (030-039, 041-044, 049, 052-054, 059-074, 081, 083, 086-096, 120-138)	—	—	—	0	0	0	—	—	—	0	0	0	36
37 Malignant neoplasms, including neoplasms of lymphatic and haematopoietic tissues (140-205)	18	11	7	185.6	229.2	142.9	11	9	2	129.4	163.6	66.7	37
38 Benign and unspecified neoplasms (210-239)	—	—	—	0	0	0	—	—	—	0	0	0	38
39 Diabetes mellitus (260)	3	2	1	30.9	41.7	20.4	1	1	—	11.8	18.2	0	39
40 Pellagra (281)	—	—	—	0	0	0	—	—	—	0	0	0	40
41 Anemias (290-293)	—	—	—	0	0	0	—	—	—	0	0	0	41
42 Vascular lesions affecting central nervous system (330-334)	13	7	6	134.0	145.8	122.4	18	8	10	211.8	145.5	333.3	42
43 Nonmeningococcal meningitis (340)	—	—	—	0	0	0	—	—	—	0	0	0	43
44 Rheumatic fever (400-402)	1	1	—	10.3	20.8	0	—	—	—	0	0	0	44
45 Heart diseases (410-443)	39	24	15	402.1	500.0	306.1	31	24	7	364.7	436.4	233.3	45
46 Hypertension without mention of heart (444-447)	4	—	4	41.2	0	81.6	—	—	—	0	0	0	46
47 Influenza and pneumonia (480-483, 490-493)	6	2	4	61.9	41.7	81.6	4	2	2	47.1	36.4	66.7	47
48 Bronchitis (500-502)	—	—	—	0	0	0	—	—	—	0	0	0	48
49 Ulcer of stomach and duodenum (540, 541)	—	—	—	0	0	0	1	1	—	11.8	18.2	0	49
50 Appendicitis (550-553)	1	—	1	10.3	0	20.4	—	—	—	0	0	0	50
51 Intestinal obstruction and hernia (560, 561, 570)	—	—	—	0	0	0	—	—	—	0	0	0	51
52 Gastritis, duodenitis, enteritis and colitis (except diarrhea of the newborn) (543, 571, 572)	1	—	1	10.3	0	20.4	1	—	1	11.8	0	33.3	52
53 Cirrhosis of liver (581)	—	—	—	0	0	0	—	—	—	0	0	0	53
54 Nephritis and nephrosis (590-594)	—	—	—	0	0	0	—	—	—	0	0	0	54
55 Hyperplasia of prostate (610)	—	—	—	0	0	0	—	—	—	0	0	0	55
56 Complications of pregnancy, childbirth and the puerperium (640-652, 670-689)	—	—	—	0	0	0	—	—	—	0	0	0	56
57 Congenital malformations (750-759)	1	1	—	10.3	20.8	0	—	—	—	0	0	0	57
58 Birth injuries, postnatal asphyxia and atelectasis (760-762)	1	—	1	10.3	0	20.4	—	—	—	0	0	0	58
59 Infection of the newborn (763-768)	1	—	1	10.3	0	20.4	—	—	—	0	0	0	59
60 Other diseases peculiar to early infancy, and immaturity unqualified (769-776)	—	—	—	0	0	0	—	—	—	0	0	0	60
61 Senility, without mention of psychosis (794)	—	—	—	0	0	0	—	—	—	0	0	0	61
62 Ill-defined and unknown causes (780-793, 795)	1	1	—	10.3	20.8	0	1	—	1	11.8	0	33.3	62
63 Motor vehicle accidents (E810-E835)	3	—	3	30.9	0	61.2	9	4	5	105.9	77.7	166.7	63
64 All other accidents (E800-E802, E840-E862)	1	—	1	10.3	0	20.4	5	5	—	58.8	90.9	0	64
65 Suicide (E963, E970-E979)	2	1	1	20.6	20.8	20.4	—	—	—	0	0	0	65
66 Homicide (E964, E980-E985)	4	1	3	41.2	20.8	61.2	—	—	—	0	0	0	66
67 All other diseases (residual)	7	6	1	72.2	125.0	20.4	11	7	4	129.4	127.3	133.3	67

TABLE XIII VITAL STATISTICS, BY COUNTY, BY RACE, GEORGIA, 1967

ITEM	JONES						LAMAR						
	Number			Rate or Ratio *			Number			Rate or Ratio *			
	Total	White	Non-White	Total	White	Non-White	Total	White	Non-White	Total	White	Non-White	
1 Estimated population as of July 1	11,300	6,400	4,900				10,700	6,400	4,300				1
<b>LIVE BIRTHS</b>													
2 Total	198	105	93	17.5	16.4	19.0	184	89	95	17.2	13.9	22.1	2
3 Delivered in hospital	192	105	87	97.0%	100.0%	93.5%	115	88	27	62.5%	98.9%	28.4%	3
4 Delivered in home by physician	2	—	2	1.0%	0%	2.2%	3	1	2	1.6%	1.1%	2.1%	4
5 Delivered in home by midwife	4	—	4	2.0%	0%	4.3%	66	—	66	35.9%	0%	69.5%	5
6 Other deliveries	—	—	—	0%	0%	0%	—	—	—	0%	0%	0%	6
7 Immature births	20	7	13	101.0	66.7	139.8	30	4	26	163.0	44.9	273.7	7
8 Live births to unwed mothers	41	5	36	207.1	47.6	387.1	26	3	23	141.3	33.7	242.1	8
<b>FETAL DEATHS</b>													
9 Total	4	1	3	20.2	9.5	32.3	5	2	3	27.2	22.5	31.6	9
10 Under 20 weeks gestation	—	—	—	0	0	0	3	1	2	16.3	11.2	21.1	10
11 20-27 weeks gestation	2	—	2	10.1	0	21.5	—	—	—	0	0	0	11
12 28 weeks and more	1	—	1	5.1	0	10.8	2	1	1	10.9	11.2	10.5	12
13 Unknown length of gestation	1	1	—	5.1	9.5	0	—	—	—	0	0	0	13
<b>DEATHS</b>													
14 Total, all ages	84	49	35	743.4	765.6	714.3	99	52	47	925.2	812.5	1093.0	14
15 Under 1 year	3	—	3	15.2	0	32.3	9	3	6	48.9	33.7	63.2	15
16 Under 28 days	3	—	3	15.2	0	32.3	7	3	4	38.0	33.7	42.1	16
17 Deaths from immaturity	1	—	1	5.1	0	10.8	3	—	3	16.3	0	31.6	17
18 1-4 years **	1	—	1	—	—	—	—	—	—	—	—	—	18
19 Maternal deaths	—	—	—	0	0	0	—	—	—	0	0	0	19
<b>CAUSE OF DEATH</b>													
20 Tuberculosis, all forms (001-019)	—	—	—	0	0	0	—	—	—	0	0	0	20
21 Syphilis and its sequelae (020-029)	—	—	—	0	0	0	—	—	—	0	0	0	21
22 Typhoid fever (040)	—	—	—	0	0	0	—	—	—	0	0	0	22
23 Dysentery, all forms (045-048)	—	—	—	0	0	0	—	—	—	0	0	0	23
24 Scarlet fever (050)	—	—	—	0	0	0	—	—	—	0	0	0	24
25 Streptococcal sore throat (051)	—	—	—	0	0	0	—	—	—	0	0	0	25
26 Diphtheria (055)	—	—	—	0	0	0	—	—	—	0	0	0	26
27 Whooping cough (056)	—	—	—	0	0	0	—	—	—	0	0	0	27
28 Meningococcal infections (057)	—	—	—	0	0	0	—	—	—	0	0	0	28
29 Acute poliomyelitis (080)	—	—	—	0	0	0	—	—	—	0	0	0	29
30 Acute infectious encephalitis (082)	—	—	—	0	0	0	—	—	—	0	0	0	30
31 Smallpox (084)	—	—	—	0	0	0	—	—	—	0	0	0	31
32 Measles (085)	—	—	—	0	0	0	—	—	—	0	0	0	32
33 Typhus and other rickettsial diseases (100-103, 105-108)	—	—	—	0	0	0	—	—	—	0	0	0	33
34 Rocky Mountain spotted fever (104)	—	—	—	0	0	0	—	—	—	0	0	0	34
35 Malaria (110-117)	—	—	—	0	0	0	—	—	—	0	0	0	35
36 All other diseases classified as infective and parasitic (030-039, 041-044, 049, 052-054, 059-074, 081, 083, 086-096, 120-138)	—	—	—	0	0	0	1	1	—	9.3	15.6	0	36
37 Malignant neoplasms, including neoplasms of lymphatic and haematopoietic tissues (140-205)	13	11	2	115.0	171.9	40.8	10	9	1	93.5	140.6	23.3	37
38 Benign and unspecified neoplasms (210-239)	—	—	—	0	0	0	—	—	—	0	0	0	38
39 Diabetes mellitus (260)	—	—	—	0	0	0	2	1	1	18.7	15.6	23.3	39
40 Pellagra (281)	—	—	—	0	0	0	—	—	—	0	0	0	40
41 Anemias (290-293)	1	1	—	8.8	15.6	0	—	—	—	0	0	0	41
42 Vascular lesions affecting central nervous system (330-334)	20	8	12	177.0	125.0	244.9	18	11	7	168.2	171.9	162.8	42
43 Nonmeningococcal meningitis (340)	—	—	—	0	0	0	—	—	—	0	0	0	43
44 Rheumatic fever (400-402)	—	—	—	0	0	0	—	—	—	0	0	0	44
45 Heart diseases (410-443)	22	16	6	194.7	250.0	122.4	24	14	10	224.3	218.8	232.6	45
46 Hypertension without mention of heart (444-447)	—	—	—	0	0	0	3	—	3	28.0	0	69.8	46
47 Influenza and pneumonia (480-483, 490-493)	1	—	1	8.8	0	20.4	6	1	5	56.1	15.6	116.3	47
48 Bronchitis (500-502)	—	—	—	0	0	0	—	—	—	0	0	0	48
49 Ulcer of stomach and duodenum (540, 541)	—	—	—	0	0	0	—	—	—	0	0	0	49
50 Appendicitis (550-553)	—	—	—	0	0	0	1	1	—	9.3	15.6	0	50
51 Intestinal obstruction and hernia (560, 561, 570)	—	—	—	0	0	0	—	—	—	0	0	0	51
52 Gastritis, duodenitis, enteritis and colitis (except diarrhea of the newborn) (543, 571, 572)	—	—	—	0	0	0	—	—	—	0	0	0	52
53 Cirrhosis of liver (581)	1	1	—	8.8	15.6	0	1	—	1	9.3	0	23.3	53
54 Nephritis and nephrosis (590-594)	2	—	2	17.7	0	40.8	2	—	2	18.7	0	46.5	54
55 Hyperplasia of prostate (610)	—	—	—	0	0	0	—	—	—	0	0	0	55
56 Complications of pregnancy, childbirth and the puerperium (640-652, 670-689)	—	—	—	0	0	0	—	—	—	0	0	0	56
57 Congenital malformations (750-759)	—	—	—	0	0	0	1	1	—	9.3	15.6	0	57
58 Birth injuries, postnatal asphyxia and atelectasis (760-762)	2	—	2	17.7	0	40.8	1	1	—	9.3	15.6	0	58
59 Infection of the newborn (763-768)	—	—	—	0	0	0	—	—	—	0	0	0	59
60 Other diseases peculiar to early infancy, and immaturity unqualified (769-776)	1	—	1	8.8	0	20.4	4	1	3	37.4	15.6	69.8	60
61 Senility, without mention of psychosis (794)	—	—	—	0	0	0	—	—	—	0	0	0	61
62 Ill-defined and unknown causes (780-793, 795)	1	1	—	8.8	15.6	0	1	1	—	9.3	15.6	0	62
63 Motor vehicle accidents (E810-E835)	3	2	1	26.5	31.3	20.4	3	2	1	28.0	31.3	23.3	63
64 All other accidents (E800-E802, E840-E962)	3	2	1	26.5	31.3	20.4	2	1	1	18.7	15.6	23.3	64
65 Suicide (E963, E970-E979)	6	5	1	53.1	78.1	20.4	2	2	—	18.7	31.3	0	65
66 Homicide (E964, E980-E985)	5	4	1	44.2	15.6	81.6	3	1	2	28.0	15.6	46.5	66
67 All other diseases (residual)	3	1	2	26.5	15.6	40.8	14	4	10	130.8	62.5	232.6	67



TABLE XIII VITAL STATISTICS, BY COUNTY, BY RACE, GEORGIA, 1967

ITEM	LANIER						LAURENS					
	Number			Rate or Ratio *			Number			Rate or Ratio *		
	Total	White	Non-White	Total	White	Non-White	Total	White	Non-White	Total	White	Non-White
1 Estimated population as of July 1	5,500	3,800	1,700				33,100	21,100	12,000			
<b>LIVE BIRTHS</b>												
2 Total	81	45	36	14.7	11.8	21.2	642	345	297	19.4	16.4	24.8
3 Delivered in hospital	80	45	35	98.8%	100.0%	97.2%	560	341	219	87.2%	98.8%	73.7%
4 Delivered in home by physician				0%	0%	0%	8	3	5	1.2%	0.9%	1.7%
5 Delivered in home by midwife	1		1	1.2%	0%	2.8%	69	1	68	10.7%	0.3%	22.9%
6 Other deliveries				0%	0%	0%	5		5	0.8%	0%	1.7%
7 Immature births	12	5	7	148.1	111.1	194.4	69	29	40	107.5	84.1	134.7
8 Live births to unwed mothers	8		8	98.8	0	222.2	80	12	68	124.6	34.8	229.0
<b>FETAL DEATHS</b>												
9 Total				0	0	0	13	4	9	20.2	11.6	30.3
10 Under 20 weeks gestation				0	0	0				0	0	0
11 20-27 weeks gestation				0	0	0	2		2	3.1	0	6.7
12 28 weeks and more				0	0	0	6	2	4	9.3	5.8	13.5
13 Unknown length of gestation				0	0	0	5	2	3	7.8	5.8	10.1
<b>DEATHS</b>												
14 Total, all ages	47	30	17	854.5	789.5	1000.0	351	210	141	1060.4	995.3	1175.0
15 Under 1 year				0	0	0	25	7	18	38.9	20.3	60.6
16 Under 28 days				0	0	0	15	6	9	23.4	17.4	30.3
17 Deaths from immaturity				0	0	0	3	2	1	4.7	5.8	3.4
18 1-4 years **				0	0	0	5	1	4			
19 Maternal deaths				0	0	0				0	0	0
<b>CAUSE OF DEATH</b>												
20 Tuberculosis, all forms (001-019)				0	0	0	2		2	6.0	0	16.7
21 Syphilis and its sequelae (020-029)				0	0	0				0	0	0
22 Typhoid fever (040)				0	0	0				0	0	0
23 Dysentery, all forms (045-048)				0	0	0				0	0	0
24 Scarlet fever (050)				0	0	0				0	0	0
25 Streptococcal sore throat (051)				0	0	0				0	0	0
26 Diphtheria (055)				0	0	0				0	0	0
27 Whooping cough (056)				0	0	0				0	0	0
28 Meningococcal infections (057)				0	0	0				0	0	0
29 Acute poliomyelitis (080)				0	0	0				0	0	0
30 Acute infectious encephalitis (082)				0	0	0				0	0	0
31 Smallpox (084)				0	0	0				0	0	0
32 Measles (085)				0	0	0				0	0	0
33 Typhus and other rickettsial diseases (100-103, 105-108)				0	0	0				0	0	0
34 Rocky Mountain spotted fever (104)				0	0	0				0	0	0
35 Malaria (110-117)	1		1	18.2	0	58.8	1		1	3.0	0	8.3
36 All other diseases classified as infective and parasitic (030-039, 041-044, 049, 052-054, 059-074, 081, 083, 086-096, 120-138)				0	0	0				0	0	0
37 Malignant neoplasms, including neoplasms of lymphatic and haematopoietic tissues (140-205)	7	6	1	127.3	157.9	58.8	45	30	15	136.0	142.2	125.0
38 Benign and unspecified neoplasms (210-239)				0	0	0	1	1		3.0	4.7	0
39 Diabetes mellitus (260)	1		1	18.2	0	58.8	4	3	1	12.1	14.2	8.3
40 Pellagra (281)				0	0	0				0	0	0
41 Anemias (290-293)				0	0	0	1		1	3.0	0	8.3
42 Vascular lesions affecting central nervous system (330-334)	5	4	1	90.9	105.3	58.8	33	20	13	99.7	94.8	108.3
43 Nonmeningococcal meningitis (340)				0	0	0	1		1	3.0	0	8.3
44 Rheumatic fever (400-402)				0	0	0	1		1	3.0	0	8.3
45 Heart diseases (410-443)	21	14	7	381.8	368.4	411.8	152	93	59	459.2	440.8	491.7
46 Hypertension without mention of heart (444-447)	1		1	18.2	0	58.8	2	1	1	6.0	4.7	8.3
47 Influenza and pneumonia (480-483, 490-493)				0	0	0	16	9	7	48.3	42.7	58.3
48 Bronchitis (500-502)				0	0	0	2	2		6.0	9.5	0
49 Ulcer of stomach and duodenum (540, 541)				0	0	0	3	3		9.1	14.2	0
50 Appendicitis (550-553)				0	0	0				0	0	0
51 Intestinal obstruction and hernia (560, 561, 570)				0	0	0	2		2	6.0	0	16.7
52 Gastritis, duodenitis, enteritis and colitis (except diarrhea of the newborn) (543, 571, 572)				0	0	0	3		3	9.1	0	25.0
53 Cirrhosis of liver (581)				0	0	0				0	0	0
54 Nephritis and nephrosis (590-594)	2		2	36.4	0	117.6	5	3	2	15.1	14.2	16.7
55 Hyperplasia of prostate (610)				0	0	0				0	0	0
56 Complications of pregnancy, childbirth and the puerperium (640-652, 670-689)				0	0	0				0	0	0
57 Congenital malformations (750-759)				0	0	0	1		1	3.0	0	8.3
58 Birth injuries, postnatal asphyxia and atelectasis (760-762)				0	0	0	4	1	3	12.1	4.7	25.0
59 Infection of the newborn (763-768)				0	0	0	5	1	4	15.1	4.7	33.3
60 Other diseases peculiar to early infancy, and immaturity unqualified (769-776)				0	0	0	6	4	2	18.1	19.0	16.7
61 Senility, without mention of psychosis (794)				0	0	0				0	0	0
62 Ill-defined and unknown causes (780-793, 795)	1		1	18.2	0	58.8	2	2		6.0	9.5	0
63 Motor vehicle accidents (E810-E835)	1		1	18.2	26.3	0	10	8	2	30.2	37.9	16.7
64 All other accidents (E800-E802, E840-E962)	1		1	18.2	26.3	0	11	7	4	33.2	33.2	33.3
65 Suicide (E963, E970-E979)	1		1	18.2	26.3	0	2	1	1	6.0	4.7	8.3
66 Homicide (E964, E980-E985)	1		1	18.2	0	58.8	7	2	5	21.1	9.5	41.7
67 All other diseases (residual)	4	3	1	72.7	78.9	58.8	29	19	10	87.6	90.0	83.3

60 TABLE XIII VITAL STATISTICS, BY COUNTY, BY RACE, GEORGIA, 1967

ITEM	LEE						LIBERTY					
	Number			Rate or Ratio *			Number			Rate or Ratio *		
	Total	White	Non-White	Total	White	Non-White	Total	White	Non-White	Total	White	Non-White
1 Estimated population as of July 1	6,600	2,500	4,100				13,000	7,000	6,000			
<b>LIVE BIRTHS</b>												
2 Total	131	41	90	19.8	16.4	22.0	357	209	148	27.5	29.9	24.7
3 Delivered in hospital	95	41	54	72.5%	100.0%	60.0%	329	209	120	92.2%	100.0%	81.1%
4 Delivered in home by physician	4	—	4	3.1%	0%	4.4%	4	—	4	1.1%	0%	2.7%
5 Delivered in home by midwife	32	—	32	24.4%	0%	35.6%	24	—	24	6.7%	0%	16.2%
6 Other deliveries	—	—	—	0%	0%	0%	—	—	—	0%	0%	0%
7 Immature births	11	1	10	8.4	24.4	111.1	48	22	26	134.5	105.3	175.7
8 Live births to unwed mothers	32	1	31	244.3	24.4	344.4	51	5	46	142.9	23.9	310.8
<b>FETAL DEATHS</b>												
9 Total	3	1	2	22.9	24.4	22.2	24	21	3	67.2	100.5	20.3
10 Under 20 weeks gestation	1	1	—	7.6	24.4	0	18	18	—	50.4	86.1	0
11 20-27 weeks gestation	—	—	—	0	0	0	1	1	—	2.8	4.8	0
12 28 weeks and more	1	—	1	7.6	0	11.1	5	2	3	14.0	9.6	20.3
13 Unknown length of gestation	1	—	1	7.6	0	11.1	—	—	—	0	0	0
<b>DEATHS</b>												
14 Total, all ages	62	23	39	939.4	920.0	951.2	118	46	72	907.7	657.1	1200.0
15 Under 1 year	5	1	4	38.2	24.4	44.4	12	9	3	33.6	43.1	20.3
16 Under 28 days	2	—	2	15.3	0	22.2	10	8	2	28.0	38.3	13.5
17 Deaths from immaturity	1	—	1	7.6	0	11.1	2	2	—	5.6	9.6	0
18 1-4 years **	—	—	—	—	—	—	2	—	2	—	—	—
19 Maternal deaths	—	—	—	0	0	0	2	—	2	56.0	0	135.1
<b>CAUSE OF DEATH</b>												
20 Tuberculosis, all forms (001-019)	—	—	—	0	0	0	2	—	2	15.4	0	33.3
21 Syphilis and its sequelae (020-029)	—	—	—	0	0	0	—	—	—	0	0	0
22 Typhoid fever (040)	—	—	—	0	0	0	—	—	—	0	0	0
23 Dysentery, all forms (045-048)	—	—	—	0	0	0	—	—	—	0	0	0
24 Scarlet fever (050)	—	—	—	0	0	0	—	—	—	0	0	0
25 Streptococcal sore throat (051)	—	—	—	0	0	0	—	—	—	0	0	0
26 Diphtheria (055)	—	—	—	0	0	0	—	—	—	0	0	0
27 Whooping cough (056)	—	—	—	0	0	0	—	—	—	0	0	0
28 Meningococcal infections (057)	—	—	—	0	0	0	—	—	—	0	0	0
29 Acute poliomyelitis (080)	—	—	—	0	0	0	—	—	—	0	0	0
30 Acute infectious encephalitis (082)	—	—	—	0	0	0	—	—	—	0	0	0
31 Smallpox (084)	—	—	—	0	0	0	—	—	—	0	0	0
32 Measles (085)	—	—	—	0	0	0	—	—	—	0	0	0
33 Typhus and other rickettsial diseases (100-103, 105-108)	—	—	—	0	0	0	—	—	—	0	0	0
34 Rocky Mountain spotted fever (104)	—	—	—	0	0	0	—	—	—	0	0	0
35 Malaria (110-117)	—	—	—	0	0	0	—	—	—	0	0	0
36 All other diseases classified as infective and parasitic (030-039, 041-044, 049, 052-054, 059-074, 081, 083, 086-096, 120-138)	—	—	—	0	0	0	1	1	—	7.7	14.3	0
37 Malignant neoplasms, including neoplasms of lymphatic and haematopoietic tissues (140-205)	5	3	2	75.8	120.0	48.8	14	4	10	107.7	57.1	166.7
38 Benign and unspecified neoplasms (210-239)	—	—	—	0	0	0	1	—	1	7.7	0	16.7
39 Diabetes mellitus (260)	5	1	4	75.8	40.0	97.6	1	—	1	7.7	0	16.7
40 Pellagra (281)	—	—	—	0	0	0	—	—	—	0	0	0
41 Anemias (290-293)	—	—	—	0	0	0	1	1	—	7.7	14.3	0
42 Vascular lesions affecting central nervous system (330-334)	10	3	7	151.5	120.0	170.7	14	4	10	107.7	57.1	166.7
43 Nonmeningococcal meningitis (340)	—	—	—	0	0	0	—	—	—	0	0	0
44 Rheumatic fever (400-402)	—	—	—	0	0	0	—	—	—	0	0	0
45 Heart diseases (410-443)	14	7	7	212.1	280.0	170.7	35	19	16	269.2	271.4	266.7
46 Hypertension without mention of heart (444-447)	1	—	—	15.2	0	24.4	—	—	—	0	0	0
47 Influenza and pneumonia (480-483, 490-493)	2	1	1	30.3	40.0	24.4	5	1	4	38.5	14.3	66.7
48 Bronchitis (500-502)	—	—	—	0	0	0	—	—	—	0	0	0
49 Ulcer of stomach and duodenum (540, 541)	1	—	1	15.2	0	24.4	—	—	—	0	0	0
50 Appendicitis (550-553)	—	—	—	0	0	0	—	—	—	0	0	0
51 Intestinal obstruction and hernia (560, 561, 570)	1	—	1	15.2	0	24.4	—	—	—	0	0	0
52 Gastritis, duodenitis, enteritis and colitis (except diarrhoea of the newborn) (543, 571, 572)	—	—	—	0	0	0	—	—	—	0	0	0
53 Cirrhosis of liver (581)	—	—	—	0	0	0	—	—	—	0	0	0
54 Nephritis and nephrosis (590-594)	1	—	1	15.2	0	24.4	2	2	15.4	0	33.3	0
55 Hyperplasia of prostate (610)	1	—	1	15.2	0	24.4	—	—	—	0	0	0
56 Complications of pregnancy, childbirth and the puerperium (640-652, 670-689)	—	—	—	0	0	0	2	—	2	15.4	0	33.3
57 Congenital malformations (750-759)	—	—	—	0	0	0	3	3	—	23.1	42.9	0
58 Birth injuries, postnatal asphyxia and atelectasis (760-762)	—	—	—	0	0	0	2	—	2	15.4	0	33.3
59 Infection of the newborn (763-768)	1	—	1	15.2	0	24.4	—	—	—	0	0	0
60 Other diseases peculiar to early infancy, and immaturity unqualified (769-776)	1	—	1	15.2	0	24.4	6	6	—	46.2	85.7	0
61 Senility, without mention of psychosis (794)	—	—	—	0	0	0	—	—	—	0	0	0
62 Ill-defined and unknown causes (780-793, 795)	4	—	4	60.6	0	97.6	—	—	—	0	0	0
63 Motor vehicle accidents (E810-E835)	3	2	1	45.5	80.0	24.4	5	—	5	38.5	0	83.3
64 All other accidents (E800-E802, E840-E962)	4	2	2	60.6	80.0	48.8	4	2	2	30.8	28.6	33.3
65 Suicide (E943, E970-E979)	1	1	—	15.2	40.0	0	—	—	—	7.7	14.3	0
66 Homicide (E964, E980-E985)	1	—	1	15.2	0	24.4	—	—	—	0	0	0
67 All other diseases (residual)	6	3	3	90.9	120.0	73.2	19	4	15	146.2	57.1	250.0

TABLE XIII VITAL STATISTICS, BY COUNTY, BY RACE, GEORGIA, 1967

ITEM	LINCOLN						LONG						
	Number			Rate or Ratio *			Number			Rate or Ratio *			
	Total	White	Non-White	Total	White	Non-White	Total	White	Non-White	Total	White	Non-White	
1 Estimated population as of July 1	67,000	37,100	29,900				47,000	27,700	19,300				1
<b>LIVE BIRTHS</b>													
2 Total	99	31	68	16.5	10.0	23.4	63	33	30	15.8	12.2	23.1	2
3 Delivered in hospital	61	27	34	61.6%	87.1%	50.0%	61	32	29	96.8%	97.0%	96.7%	3
4 Delivered in home by physician	38	4	34	38.4%	12.9%	50.0%	-	-	-	0%	0%	0%	4
5 Delivered in home by midwife	-	-	-	0%	0%	0%	2	1	1	3.2%	3.0%	3.3%	5
6 Other deliveries	-	-	-	0%	0%	0%	-	-	-	0%	0%	0%	6
7 Immature births	19	5	14	191.9	161.3	205.9	10	3	7	158.7	90.9	233.3	7
8 Live births to unwed mothers	11	-	11	111.1	0	161.8	11	2	9	174.6	60.6	300.0	8
<b>FETAL DEATHS</b>													
9 Total	2	-	2	20.2	0	29.4	1	1	-	15.9	30.3	0	9
10 Under 20 weeks gestation	-	-	-	0	0	0	-	-	-	0	0	0	10
11 20-27 weeks gestation	1	-	1	10.1	0	14.7	-	-	-	0	0	0	11
12 28 weeks and more	1	-	1	10.1	0	14.7	1	1	-	15.9	30.3	0	12
13 Unknown length of gestation	-	-	-	0	0	0	-	-	-	0	0	0	13
<b>DEATHS</b>													
14 Total, all ages	69	35	34	1150.0	1129.0	1172.4	37	24	13	925.0	888.9	1000.0	14
15 Under 1 year	7	1	6	70.7	32.3	88.2	1	-	1	15.9	0	33.3	15
16 Under 28 days	2	-	2	20.2	0	29.4	1	-	1	15.9	0	33.3	16
17 Deaths from immaturity	1	-	1	10.1	0	14.7	-	-	-	0	0	0	17
18 1-4 years * *	1	-	1	-	-	-	-	-	-	-	-	-	18
19 Maternal deaths	-	-	-	0	0	0	-	-	-	0	0	0	19
<b>CAUSE OF DEATH</b>													
20 Tuberculosis, all forms (001-019)	-	-	-	0	0	0	-	-	-	0	0	0	20
21 Syphilis and its sequelae (020-029)	-	-	-	0	0	0	-	-	-	0	0	0	21
22 Typhoid fever (040)	-	-	-	0	0	0	-	-	-	0	0	0	22
23 Dysentery, all forms (045-048)	-	-	-	0	0	0	-	-	-	0	0	0	23
24 Scarlet fever (050)	-	-	-	0	0	0	-	-	-	0	0	0	24
25 Streptococcal sore throat (051)	-	-	-	0	0	0	-	-	-	0	0	0	25
26 Diphtheria (055)	-	-	-	0	0	0	-	-	-	0	0	0	26
27 Whooping cough (056)	-	-	-	0	0	0	-	-	-	0	0	0	27
28 Meningococcal infections (057)	-	-	-	0	0	0	-	-	-	0	0	0	28
29 Acute poliomyelitis (080)	-	-	-	0	0	0	-	-	-	0	0	0	29
30 Acute infectious encephalitis (082)	-	-	-	0	0	0	-	-	-	0	0	0	30
31 Smallpox (084)	-	-	-	0	0	0	-	-	-	0	0	0	31
32 Measles (085)	-	-	-	0	0	0	-	-	-	0	0	0	32
33 Typhus and other rickettsial diseases (100-103, 105-108)	-	-	-	0	0	0	-	-	-	0	0	0	33
34 Rocky Mountain spotted fever (104)	-	-	-	0	0	0	-	-	-	0	0	0	34
35 Malaria (110-117)	-	-	-	0	0	0	-	-	-	0	0	0	35
36 All other diseases classified as infective and parasitic (030-039, 041-044, 049, 052-054, 059-074, 081, 083, 086-096, 120-138)	-	-	-	0	0	0	-	-	-	0	0	0	36
37 Malignant neoplasms, including neoplasms of lymphatic and haematopoietic tissues (140-205)	7	5	2	116.7	161.3	69.0	2	2	-	50.0	74.1	0	37
38 Benign and unspecified neoplasms (210-239)	-	-	-	0	0	0	-	-	-	0	0	0	38
39 Diabetes mellitus (260)	-	-	-	0	0	0	1	-	1	25.0	0	76.9	39
40 Pellagra (281)	-	-	-	0	0	0	-	-	-	0	0	0	40
41 Anemias (290-293)	-	-	-	0	0	0	-	-	-	0	0	0	41
42 Vascular lesions affecting central nervous system (330-334)	7	2	5	116.7	64.5	172.4	7	5	2	175.0	185.2	153.8	42
43 Nonmeningococcal meningitis (340)	-	-	-	0	0	0	-	-	-	0	0	0	43
44 Rheumatic fever (400-402)	-	-	-	0	0	0	-	-	-	0	0	0	44
45 Heart diseases (410-443)	27	17	10	450.0	548.4	344.8	12	8	4	300.0	296.3	307.7	45
46 Hypertension without mention of heart (444-447)	-	-	-	0	0	0	1	1	-	25.0	37.0	0	46
47 Influenza and pneumonia (480-483, 490-493)	4	3	1	66.7	96.8	34.5	-	-	-	0	0	0	47
48 Bronchitis (500-502)	-	-	-	0	0	0	-	-	-	0	0	0	48
49 Ulcer of stomach and duodenum (540, 541)	-	-	-	0	0	0	-	-	-	0	0	0	49
50 Appendicitis (550-553)	-	-	-	0	0	0	-	-	-	0	0	0	50
51 Intestinal obstruction and hernia (560, 561, 570)	1	-	1	16.7	0	34.5	1	1	-	25.0	37.0	0	51
52 Gastritis, duodenitis, enteritis and colitis (except diarrhea of the newborn) (543, 571, 572)	2	1	1	33.3	32.3	34.5	-	-	-	0	0	0	52
53 Cirrhosis of liver (581)	-	-	-	0	0	0	1	1	-	25.0	37.0	0	53
54 Nephritis and nephrosis (590-594)	2	-	2	33.3	0	69.0	-	-	-	0	0	0	54
55 Hyperplasia of prostate (610)	-	-	-	0	0	0	-	-	-	0	0	0	55
56 Complications of pregnancy, childbirth and the puerperium (640-652, 670-689)	-	-	-	0	0	0	-	-	-	0	0	0	56
57 Congenital malformations (750-759)	-	-	-	0	0	0	-	-	-	0	0	0	57
58 Birth injuries, postnatal asphyxia and atelectasis (760-762)	-	-	-	0	0	0	-	-	-	0	0	0	58
59 Infection of the newborn (763-768)	1	-	1	16.7	0	34.5	-	-	-	0	0	0	59
60 Other diseases peculiar to early infancy, and immaturity unqualified (769-776)	2	-	2	33.3	0	69.0	1	-	1	25.0	0	76.9	60
61 Senility, without mention of psychosis (794)	-	-	-	0	0	0	-	-	-	0	0	0	61
62 Ill-defined and unknown causes (780-793, 795)	4	1	3	66.7	32.3	103.4	-	-	-	0	0	0	62
63 Motor vehicle accidents (E810-E835)	2	2	-	33.3	64.5	0	1	-	1	25.0	0	76.9	63
64 All other accidents (E800-E802, E840-E962)	1	-	1	16.7	0	34.5	-	-	3	125.0	74.1	230.8	64
65 Suicide (E963, E970-E979)	1	1	-	16.7	32.3	0	1	1	-	25.0	37.0	0	65
66 Homicide (E964, E980-E985)	-	-	-	0	0	0	-	-	-	0	0	0	66
67 All other diseases (residual)	8	3	5	133.3	96.8	172.4	4	3	1	100.0	111.1	76.9	67

TABLE XIII VITAL STATISTICS, BY COUNTY, BY RACE, GEORGIA, 1967

ITEM	LOWNDES						LUMPKIN						
	Number			Rate or Ratio *			Number			Rate or Ratio *			
	Total	White	Non-White	Total	White	Non-White	Total	White	Non-White	Total	White	Non-White	
1 Estimated population as of July 1	49,300	31,900	17,400				7,700	7,600	100				1
<b>LIVE BIRTHS</b>													
2 Total	1,205	776	429	24.4	24.3	24.7	143	140	3	18.6	18.4	30.0	2
3 Delivered in hospital	1,089	772	317	90.4%	99.5%	73.9%	143	140	3	100.0%	100.0%	100.0%	3
4 Delivered in home by physician	3	—	3	0.2%	0%	0.7%	—	—	—	0%	0%	0%	4
5 Delivered in home by midwife	113	4	109	9.4%	0.5%	25.4%	—	—	—	0%	0%	0%	5
6 Other deliveries	—	—	—	0%	0%	0%	—	—	—	0%	0%	0%	6
7 Immature births	103	56	47	85.5	72.2	109.6	5	5	—	35.0	35.7	0	7
8 Live births to unwed mothers	90	12	78	74.7	15.5	181.8	10	10	—	69.9	71.4	0	8
<b>FETAL DEATHS</b>													
9 Total	40	17	23	33.2	21.9	53.6	1	1	—	7.0	7.1	0	9
10 Under 20 weeks gestation	18	10	8	14.9	12.9	18.6	—	—	—	0	0	0	10
11 20-27 weeks gestation	7	2	5	5.8	2.6	11.7	1	1	—	7.0	7.1	0	11
12 28 weeks and more	12	4	8	10.0	5.2	18.6	—	—	—	0	0	0	12
13 Unknown length of gestation	3	1	2	2.5	1.3	4.7	—	—	—	0	0	0	13
<b>DEATHS</b>													
14 Total, all ages	446	271	175	904.7	849.5	1005.7	63	61	2	818.2	802.6	2000.0	14
15 Under 1 year	24	10	14	19.9	12.9	32.6	4	4	—	28.0	28.6	0	15
16 Under 28 days	15	8	7	12.4	10.3	16.3	4	4	—	28.0	28.6	0	16
17 Deaths from immaturity	5	3	2	4.1	3.9	4.7	—	—	—	0	0	0	17
18 1-4 years **	7	3	4	—	—	—	—	—	—	—	—	—	18
19 Maternal deaths	1	1	—	8.3	12.9	0	—	—	—	0	0	0	19
<b>CAUSE OF DEATH</b>													
20 Tuberculosis, all forms (001-019)	—	—	—	0	0	0	—	—	—	0	0	0	20
21 Syphilis and its sequelae (020-029)	—	—	—	0	0	0	—	—	—	0	0	0	21
22 Typhoid fever (040)	—	—	—	0	0	0	—	—	—	0	0	0	22
23 Dysentery, all forms (045-048)	—	—	—	0	0	0	—	—	—	0	0	0	23
24 Scarlet fever (050)	—	—	—	0	0	0	—	—	—	0	0	0	24
25 Streptococcal sore throat (051)	—	—	—	0	0	0	—	—	—	0	0	0	25
26 Diphtheria (055)	—	—	—	0	0	0	—	—	—	0	0	0	26
27 Whooping cough (056)	—	—	—	0	0	0	—	—	—	0	0	0	27
28 Meningococcal infections (057)	—	—	—	0	0	0	—	—	—	0	0	0	28
29 Acute poliomyelitis (080)	—	—	—	0	0	0	—	—	—	0	0	0	29
30 Acute infectious encephalitis (082)	—	—	—	0	0	0	—	—	—	0	0	0	30
31 Smallpox (084)	—	—	—	0	0	0	—	—	—	0	0	0	31
32 Measles (085)	—	—	—	0	0	0	—	—	—	0	0	0	32
33 Typhus and other rickettsial diseases (100-103, 105-108)	—	—	—	0	0	0	—	—	—	0	0	0	33
34 Rocky Mountain spotted fever (104)	—	—	—	0	0	0	—	—	—	0	0	0	34
35 Malaria (110-117)	—	—	—	0	0	0	—	—	—	0	0	0	35
36 All other diseases classified as infective and parasitic (030-039, 041-044, 049, 052-054, 059-074, 081, 083, 086-096, 120-138)	1	1	—	2.0	3.1	0	—	—	—	0	0	0	36
37 Malignant neoplasms, including neoplasms of lymphatic and haematopoietic tissues (140-205)	68	44	24	137.9	137.9	137.9	14	14	—	181.8	184.2	0	37
38 Benign and unspecified neoplasms (210-239)	—	—	—	0	0	0	—	—	—	0	0	0	38
39 Diabetes mellitus (260)	9	3	6	18.3	9.4	34.5	1	1	—	13.0	13.2	0	39
40 Pellagra (281)	—	—	—	0	0	0	—	—	—	0	0	0	40
41 Anemias (290-293)	1	—	1	2.0	0	5.7	—	—	—	0	0	0	41
42 Vascular lesions affecting central nervous system (330-334)	49	23	26	99.4	72.1	149.4	10	9	1	129.9	118.4	1000.0	42
43 Nonmeningococcal meningitis (340)	1	—	1	2.0	0	5.7	—	—	—	0	0	0	43
44 Rheumatic fever (400-402)	—	—	—	0	0	0	—	—	—	0	0	0	44
45 Heart diseases (410-443)	150	108	42	304.3	338.6	241.4	15	15	—	194.8	197.4	0	45
46 Hypertension without mention of heart (444-447)	5	1	4	10.1	3.1	23.0	—	—	—	0	0	0	46
47 Influenza and pneumonia (480-483, 490-493)	19	6	13	38.5	18.8	74.7	2	2	—	26.0	26.3	0	47
48 Bronchitis (500-502)	—	—	—	0	0	0	—	—	—	0	0	0	48
49 Ulcer of stomach and duodenum (540, 541)	1	—	1	2.0	0	5.7	—	—	—	0	0	0	49
50 Appendicitis (550-553)	1	—	1	2.0	0	5.7	—	—	—	0	0	0	50
51 Intestinal obstruction and hernia (560, 561, 570)	1	1	—	2.0	3.1	0	1	1	—	13.0	13.2	0	51
52 Gastritis, duodenitis, enteritis and colitis (except diarrhea of the newborn) (543, 571, 572)	1	—	1	2.0	0	5.7	—	—	—	0	0	0	52
53 Cirrhosis of liver (581)	5	4	1	10.1	12.5	5.7	1	1	—	13.0	13.2	0	53
54 Nephritis and nephrosis (590-594)	2	—	—	4.1	6.3	0	1	1	—	13.0	13.2	0	54
55 Hyperplasia of prostate (610)	2	2	—	4.1	6.3	0	—	—	—	0	0	0	55
56 Complications of pregnancy, childbirth and the puerperium (640-652, 670-689)	1	1	—	2.0	3.1	0	—	—	—	0	0	0	56
57 Congenital malformations (750-759)	4	2	2	8.1	6.3	11.5	2	2	—	26.0	26.3	0	57
58 Birth injuries, postnatal asphyxia and atelectasis (760-762)	3	1	2	6.1	3.1	11.5	—	—	—	0	0	0	58
59 Infection of the newborn (763-768)	1	—	1	2.0	0	5.7	—	—	—	0	0	0	59
60 Other diseases peculiar to early infancy, and immaturity unqualified (769-776)	8	5	3	16.2	15.7	17.2	1	1	—	13.0	13.2	0	60
61 Senility, without mention of psychosis (794)	6	2	4	12.2	6.3	23.0	—	—	—	0	0	0	61
62 Ill-defined and unknown causes (780-793, 795)	15	4	11	30.4	12.5	63.2	—	—	—	0	0	0	62
63 Motor vehicle accidents (E810-E835)	15	10	5	30.4	31.3	28.7	6	5	1	77.9	65.8	1000.0	63
64 All other accidents (E800-E802, E840-E962)	3	12	7	38.5	37.6	40.2	3	3	—	39.0	39.5	0	64
65 Suicide (E963, E970-E979)	2	2	—	4.1	6.3	0	—	—	—	0	0	0	65
66 Homicide (E964, E980-E985)	5	2	3	10.1	6.3	17.2	—	—	—	0	0	0	66
67 All other diseases (residual)	51	35	16	103.4	109.7	92.0	6	6	—	77.9	78.9	0	67

TABLE XIII VITAL STATISTICS, BY COUNTY, BY RACE, GEORGIA, 1967

ITEM	MACON						MADISON						
	Number			Rate or Ratio *			Number			Rate or Ratio *			
	Total	White	Non-White	Total	White	Non-White	Total	White	Non-White	Total	White	Non-White	
1 Estimated population as of July 1	13,800	5,000	8,800				11,800	9,500	2,300				1
<b>LIVE BIRTHS</b>													
2 Total	247	80	167	17.9	16.0	19.0	247	189	58	20.9	19.9	25.2	2
3 Delivered in hospital	174	79	95	70.4%	98.8%	56.9%	244	187	57	98.8%	98.9%	98.3%	3
4 Delivered in home by physician	3	—	3	1.2%	0%	1.8%	3	2	1	1.2%	1.1%	1.7%	4
5 Delivered in home by midwife	70	1	69	28.3%	1.3%	41.3%	—	—	—	0%	0%	0%	5
6 Other deliveries	—	—	—	0%	0%	0%	—	—	—	0%	0%	0%	6
7 Immature births	28	5	23	113.4	62.5	137.7	24	17	7	97.2	89.9	120.7	7
8 Live births to unwed mothers	55	—	55	222.7	0	329.3	16	3	13	64.8	15.9	224.1	8
<b>FETAL DEATHS</b>													
9 Total	5	1	4	20.2	12.5	24.0	6	5	1	24.3	26.5	17.2	9
10 Under 20 weeks gestation	—	—	—	0	0	0	1	—	1	4.0	0	17.2	10
11 20-27 weeks gestation	—	—	—	0	0	0	—	—	—	0	0	0	11
12 28 weeks and more	4	1	3	16.2	12.5	18.0	4	4	—	16.2	21.2	0	12
13 Unknown length of gestation	1	—	1	4.0	0	6.0	1	1	—	4.0	5.3	0	13
<b>DEATHS</b>													
14 Total, all ages	157	61	96	1137.7	1220.0	1090.9	104	83	21	881.4	873.7	913.0	14
15 Under 1 year	16	—	16	64.8	0	95.8	5	1	4	20.2	5.3	69.0	15
16 Under 28 days	9	—	9	36.4	0	53.9	2	1	1	8.1	5.3	17.2	16
17 Deaths from immaturity	4	—	4	16.2	0	24.0	1	—	1	4.0	0	17.2	17
18 1-4 years **	—	—	—	0	0	0	—	—	—	0	0	0	18
19 Maternal deaths	—	—	—	0	0	0	—	—	—	0	0	0	19
<b>CAUSE OF DEATH</b>													
20 Tuberculosis, all forms (001-019)	—	—	—	0	0	0	—	—	—	0	0	0	20
21 Syphilis and its sequelae (020-029)	—	—	—	0	0	0	—	—	—	0	0	0	21
22 Typhoid fever (040)	—	—	—	0	0	0	—	—	—	0	0	0	22
23 Dysentery, all forms (045-048)	—	—	—	0	0	0	—	—	—	0	0	0	23
24 Scarlet fever (050)	—	—	—	0	0	0	—	—	—	0	0	0	24
25 Streptococcal sore throat (051)	—	—	—	0	0	0	—	—	—	0	0	0	25
26 Diphtheria (055)	—	—	—	0	0	0	—	—	—	0	0	0	26
27 Whooping cough (056)	—	—	—	0	0	0	—	—	—	0	0	0	27
28 Meningococcal infections (057)	—	—	—	0	0	0	—	—	—	0	0	0	28
29 Acute poliomyelitis (080)	—	—	—	0	0	0	—	—	—	0	0	0	29
30 Acute infectious encephalitis (082)	—	—	—	0	0	0	—	—	—	0	0	0	30
31 Smallpox (084)	—	—	—	0	0	0	—	—	—	0	0	0	31
32 Measles (085)	—	—	—	0	0	0	1	—	1	8.5	0	43.5	32
33 Typhus and other rickettsial diseases (100-103, 105-108)	—	—	—	0	0	0	—	—	—	0	0	0	33
34 Rocky Mountain spotted fever (104)	—	—	—	0	0	0	—	—	—	0	0	0	34
35 Malaria (110-117)	1	—	1	7.2	0	11.4	1	—	1	8.5	0	43.5	35
36 All other diseases classified as infective and parasitic (030-039, 041-044, 049, 052-054, 059-074, 081, 083, 086-096, 120-138)	—	—	—	0	0	0	—	—	—	0	0	0	36
37 Malignant neoplasms, including neoplasms of lymphatic and haematopoietic tissues (140-205)	19	10	9	137.7	200.0	102.3	15	15	—	127.1	157.9	0	37
38 Benign and unspecified neoplasms (210-239)	—	—	—	0	0	0	2	2	—	16.9	21.1	0	38
39 Diabetes mellitus (260)	3	1	2	21.7	20.0	22.7	—	—	—	0	0	0	39
40 Pellagra (281)	—	—	—	0	0	0	—	—	—	0	0	0	40
41 Anemias (290-293)	—	—	—	0	0	0	—	—	—	0	0	0	41
42 Vascular lesions affecting central nervous system (330-334)	23	5	18	166.7	100.0	204.5	20	16	4	169.5	168.4	173.9	42
43 Nonmeningococcal meningitis (340)	—	—	—	0	0	0	—	—	—	0	0	0	43
44 Rheumatic fever (400-402)	—	—	—	0	0	0	—	—	—	0	0	0	44
45 Heart diseases (410-443)	44	24	20	318.8	480.0	227.3	34	28	6	288.1	294.7	260.9	45
46 Hypertension without mention of heart (444-447)	2	1	1	14.5	20.0	11.4	1	—	1	8.5	0	43.5	46
47 Influenza and pneumonia (480-483, 490-493)	7	1	6	50.7	20.0	68.2	7	5	2	59.3	52.6	87.0	47
48 Bronchitis (500-502)	1	1	—	7.2	20.0	0	—	—	—	0	0	0	48
49 Ulcer of stomach and duodenum (540, 541)	—	—	—	0	0	0	—	—	—	0	0	0	49
50 Appendicitis (550-553)	—	—	—	0	0	0	—	—	—	0	0	0	50
51 Intestinal obstruction and hernia (560, 561, 570)	—	—	—	0	0	0	—	—	—	0	0	0	51
52 Gastritis, duodenitis, enteritis and colitis (except diarrhea of the newborn) (543, 571, 572)	6	1	5	43.5	20.0	56.8	1	1	—	8.5	10.5	0	52
53 Cirrhosis of liver (581)	1	—	1	7.2	0	11.4	—	—	—	0	0	0	53
54 Nephritis and nephrosis (590-594)	4	3	1	29.0	60.0	11.4	—	—	—	0	0	0	54
55 Hyperplasia of prostate (610)	1	—	1	7.2	0	11.4	1	1	—	8.5	10.5	0	55
56 Complications of pregnancy, childbirth and the puerperium (640-652, 670-689)	—	—	—	0	0	0	—	—	—	0	0	0	56
57 Congenital malformations (750-759)	—	—	—	0	0	0	—	—	—	0	0	0	57
58 Birth injuries, postnatal asphyxia and atelectasis (760-762)	2	—	2	14.5	0	22.7	1	1	—	8.5	10.5	0	58
59 Infection of the newborn (763-768)	1	—	1	7.2	0	11.4	—	—	—	0	0	0	59
60 Other diseases peculiar to early infancy, and immaturity unqualified (769-776)	5	—	5	36.2	0	56.8	1	—	1	8.5	0	43.5	60
61 Senility, without mention of psychosis (794)	—	—	—	0	0	0	—	—	—	0	0	0	61
62 Ill-defined and unknown causes (780-793, 795)	4	—	4	29.0	0	45.5	—	—	—	0	0	0	62
63 Motor vehicle accidents (E810-E835)	6	4	2	43.5	80.0	22.7	5	5	—	42.4	52.6	0	63
64 All other accidents (E800-E802, E840-E962)	3	1	2	21.7	20.0	22.7	3	2	1	25.4	21.1	43.5	64
65 Suicide (E963, E970-E979)	4	3	1	29.0	60.0	11.4	3	3	—	25.4	31.6	0	65
66 Homicide (E964, E980-E985)	4	—	4	29.0	0	45.5	—	—	—	0	0	0	66
67 All other diseases (residual)	16	6	10	115.9	120.0	113.6	8	4	4	67.8	42.1	173.9	67

TABLE XIII VITAL STATISTICS, BY COUNTY, BY RACE, GEORGIA, 1967

ITEM	MARION						MCDFEFFIE					
	Number			Rate or Ratio *			Number			Rate or Ratio *		
	Total	White	Non-White	Total	White	Non-White	Total	White	Non-White	Total	White	Non-White
1 Estimated population as of July 1	5,700	2,200	3,500				13,500	7,700	5,800			
<b>LIVE BIRTHS</b>												
2 Total	105	30	75	18.4	13.6	21.4	277	122	155	20.5	15.8	26.7
3 Delivered in hospital	48	28	20	45.7%	93.3%	26.7%	269	122	147	97.1%	100.0%	94.8%
4 Delivered in home by physician	17	2	15	16.2%	6.7%	20.0%	7	—	7	2.5%	0%	4.5%
5 Delivered in home by midwife	40	—	40	38.1%	0%	53.3%	1	—	1	0.4%	0%	0.6%
6 Other deliveries	—	—	—	0%	0%	0%	—	—	—	0%	0%	0%
7 Immature births	5	—	5	4.76	0	66.7	42	11	31	151.6	90.2	200.0
8 Live births to unwed mothers	16	1	15	152.4	33.3	200.0	60	9	51	216.6	73.8	329.0
<b>FETAL DEATHS</b>												
9 Total	4	2	2	38.1	66.7	26.7	13	5	8	46.9	41.0	51.6
10 Under 20 weeks gestation	2	1	1	19.0	33.3	13.3	6	3	3	21.7	24.6	19.4
11 20-27 weeks gestation	—	—	—	0	0	0	1	—	1	3.6	0	6.5
12 28 weeks and more	1	—	1	9.5	0	13.3	2	1	1	7.2	8.2	6.5
13 Unknown length of gestation	1	1	—	9.5	33.3	0	4	1	3	14.4	8.2	19.4
<b>DEATHS</b>												
14 Total, all ages	62	34	28	1087.7	1545.5	800.0	147	74	73	1088.9	961.0	1258.6
15 Under 1 year	2	—	2	19.0	0	26.7	13	1	12	46.9	8.2	77.4
16 Under 28 days	1	—	1	9.5	0	13.3	9	1	8	32.5	8.2	51.6
17 Deaths from immaturity	1	—	1	9.5	0	13.3	3	—	3	10.8	0	19.4
18 1-4 years * *	1	—	1	—	—	—	1	—	1	—	—	—
19 Maternal deaths	—	—	—	0	0	0	—	—	—	0	0	0
<b>CAUSE OF DEATH</b>												
20 Tuberculosis, all forms (001-019)	—	—	—	0	0	0	—	—	—	0	0	0
21 Syphilis and its sequelae (020-029)	—	—	—	0	0	0	—	—	—	0	0	0
22 Typhoid fever (040)	—	—	—	0	0	0	—	—	—	0	0	0
23 Dysentery, all forms (045-048)	—	—	—	0	0	0	—	—	—	0	0	0
24 Scarlet fever (050)	—	—	—	0	0	0	—	—	—	0	0	0
25 Streptococcal sore throat (051)	—	—	—	0	0	0	1	—	1	7.4	0	17.2
26 Diphtheria (055)	—	—	—	0	0	0	—	—	—	0	0	0
27 Whooping cough (056)	—	—	—	0	0	0	—	—	—	0	0	0
28 Meningococcal infections (057)	—	—	—	0	0	0	—	—	—	0	0	0
29 Acute poliomyelitis (080)	—	—	—	0	0	0	—	—	—	0	0	0
30 Acute infectious encephalitis (082)	—	—	—	0	0	0	—	—	—	0	0	0
31 Smallpox (084)	—	—	—	0	0	0	—	—	—	0	0	0
32 Measles (085)	—	—	—	0	0	0	—	—	—	0	0	0
33 Typhus and other rickettsial diseases (100-103, 105-108)	—	—	—	0	0	0	—	—	—	0	0	0
34 Rocky Mountain spotted fever (104)	—	—	—	0	0	0	—	—	—	0	0	0
35 Malaria (110-117)	—	—	—	0	0	0	—	—	—	0	0	0
36 All other diseases classified as infective and parasitic (030-039, 041-044, 049, 052-054, 059-074, 081, 083, 086-096, 120-138)	—	—	—	0	0	0	—	—	—	0	0	0
37 Malignant neoplasms, including neoplasms of lymphatic and haematopoietic tissues (140-205)	7	6	1	122.8	272.7	28.6	16	7	9	118.5	90.9	155.2
38 Benign and unspecified neoplasms (210-239)	—	—	—	0	0	0	—	—	—	0	0	0
39 Diabetes mellitus (260)	1	1	—	17.5	45.5	0	1	—	1	7.4	0	17.2
40 Pellagra (281)	—	—	—	0	0	0	—	—	—	0	0	0
41 Anemias (290-293)	1	1	—	17.5	45.5	0	—	—	—	0	0	0
42 Vascular lesions affecting central nervous system (330-334)	6	2	4	105.3	90.9	114.3	26	15	11	192.6	194.8	189.7
43 Nonmeningococcal meningitis (340)	1	—	1	17.5	0	28.6	—	—	—	0	0	0
44 Rheumatic fever (400-402)	—	—	—	0	0	0	—	—	—	0	0	0
45 Heart diseases (410-443)	24	14	10	421.1	636.4	285.7	48	30	18	355.6	389.6	310.3
46 Hypertension without mention of heart (444-447)	—	—	—	0	0	0	—	—	—	0	0	0
47 Influenza and pneumonia (480-483, 490-493)	6	2	4	105.3	90.9	114.3	11	3	8	81.5	39.0	137.9
48 Bronchitis (500-502)	—	—	—	0	0	0	1	1	—	7.4	13.0	0
49 Ulcer of stomach and duodenum (540, 541)	—	—	—	0	0	0	—	—	—	0	0	0
50 Appendicitis (550-553)	—	—	—	0	0	0	—	—	—	0	0	0
51 Intestinal obstruction and hernia (560, 561, 570)	—	—	—	0	0	0	—	—	—	0	0	0
52 Gastritis, duodenitis, enteritis and colitis (except diarrhea of the newborn) (543, 571, 572)	—	—	—	0	0	0	1	1	—	7.4	13.0	0
53 Cirrhosis of liver (581)	—	—	—	0	0	0	—	—	—	0	0	0
54 Nephritis and nephrosis (590-594)	—	—	—	0	0	0	—	—	—	0	0	0
55 Hyperplasia of prostate (610)	—	—	—	0	0	0	—	—	—	0	0	0
56 Complications of pregnancy, childbirth and the puerperium (640-652, 670-689)	—	—	—	0	0	0	—	—	—	0	0	0
57 Congenital malformations (750-759)	1	1	—	17.5	45.5	0	—	—	—	0	0	0
58 Birth injuries, postnatal asphyxia and otelectasis (760-762)	—	—	—	0	0	0	—	—	—	0	0	0
59 Infection of the newborn (763-768)	—	—	—	0	0	0	2	—	2	14.8	0	34.5
60 Other diseases peculiar to early infancy, and immaturity unqualified (769-776)	1	—	1	17.5	0	28.6	7	1	6	51.9	13.0	103.4
61 Senility, without mention of psychosis (794)	—	—	—	0	0	0	—	—	—	0	0	0
62 Ill-defined and unknown causes (780-793, 795)	2	—	2	35.1	0	57.1	6	2	4	44.4	26.0	69.0
63 Motor vehicle accidents (E810-E835)	3	1	2	52.6	45.5	57.1	7	3	4	51.9	39.0	69.0
64 All other accidents (E800-E802, E840-E962)	1	1	—	17.5	45.5	0	4	3	1	29.6	39.0	17.2
65 Suicide (E963, E970-E979)	—	—	—	0	0	0	4	—	2	29.6	26.0	34.5
66 Homicide (E964, E980-E985)	1	—	1	17.5	0	28.6	2	—	2	14.8	0	34.5
67 All other diseases (residual)	7	5	2	122.8	227.3	57.1	10	6	4	74.1	77.9	69.0

TABLE XIII VITAL STATISTICS, BY COUNTY, BY RACE, GEORGIA, 1967

ITEM	MCINTOSH						MERIWETHER						
	Number			Rate or Ratio *			Number			Rate or Ratio *			
	Total	White	Non-White	Total	White	Non-White	Total	White	Non-White	Total	White	Non-White	
1 Estimated population as of July 1	6,700	2,900	3,800				20,300	10,200	10,100				1
<b>LIVE BIRTHS</b>													
2 Total	151	53	98	22.5	18.3	25.8	376	142	234	18.5	13.9	23.2	2
3 Delivered in hospital	111	53	58	73.5%	100.0%	59.2%	258	141	117	68.6%	99.3%	50.0%	3
4 Delivered in home by physician	—	—	—	0%	0%	0%	10	1	9	2.7%	0.7%	3.8%	4
5 Delivered in home by midwife	40	—	40	26.5%	0%	40.8%	108	—	108	28.7%	0%	46.2%	5
6 Other deliveries	—	—	—	0%	0%	0%	—	—	—	0%	0%	0%	6
7 Immature births	13	4	9	86.1	75.5	91.8	39	8	31	103.7	56.3	132.5	7
8 Live births to unwed mothers	19	1	18	125.8	18.9	183.7	65	4	61	172.9	28.2	260.7	8
<b>FETAL DEATHS</b>													
9 Total	4	1	3	26.5	18.9	30.6	11	2	9	29.3	14.1	38.5	9
10 Under 20 weeks gestation	1	—	1	6.6	0	10.2	—	—	—	0	0	0	10
11 20-27 weeks gestation	2	—	2	13.2	0	20.4	2	—	2	5.3	0	8.5	11
12 28 weeks and more	1	1	—	6.6	18.9	0	5	1	4	13.3	7.0	17.1	12
13 Unknown length of gestation	—	—	—	0	0	0	4	1	3	10.6	7.0	12.8	13
<b>DEATHS</b>													
14 Total, all ages	75	33	42	119.4	137.9	105.3	219	117	102	1078.8	147.1	1009.9	14
15 Under 1 year	2	—	2	13.2	0	20.4	16	4	12	42.6	28.2	51.3	15
16 Under 28 days	2	—	2	13.2	0	20.4	6	1	5	16.0	7.0	21.4	16
17 Deaths from immaturity	—	—	—	0	0	0	2	1	1	5.3	7.0	4.3	17
18 1-4 years **	1	—	1	—	—	—	4	3	1	—	—	—	18
19 Maternal deaths	—	—	—	0	0	0	—	—	—	0	0	0	19
<b>CAUSE OF DEATH</b>													
20 Tuberculosis, all forms (001-019)	—	—	—	0	0	0	—	—	—	0	0	0	20
21 Syphilis and its sequelae (020-029)	—	—	—	0	0	0	—	—	—	0	0	0	21
22 Typhoid fever (040)	—	—	—	0	0	0	—	—	—	0	0	0	22
23 Dysentery, all forms (045-048)	—	—	—	0	0	0	—	—	—	0	0	0	23
24 Scarlet fever (050)	—	—	—	0	0	0	—	—	—	0	0	0	24
25 Streptococcal sore throat (051)	—	—	—	0	0	0	—	—	—	0	0	0	25
26 Diphtheria (055)	—	—	—	0	0	0	—	—	—	0	0	0	26
27 Whooping cough (056)	—	—	—	0	0	0	—	—	—	0	0	0	27
28 Meningococcal infections (057)	—	—	—	0	0	0	—	—	—	0	0	0	28
29 Acute poliomyelitis (080)	—	—	—	0	0	0	—	—	—	0	0	0	29
30 Acute infectious encephalitis (082)	—	—	—	0	0	0	—	—	—	0	0	0	30
31 Smallpox (084)	—	—	—	0	0	0	—	—	—	0	0	0	31
32 Measles (085)	—	—	—	0	0	0	—	—	—	0	0	0	32
33 Typhus and other rickettsial diseases (100-103, 105-108)	—	—	—	0	0	0	—	—	—	0	0	0	33
34 Rocky Mountain spotted fever (104)	—	—	—	0	0	0	—	—	—	0	0	0	34
35 Malaria (110-117)	—	—	—	0	0	0	—	—	—	0	0	0	35
36 All other diseases classified as infective and parasitic (030-039, 041-044, 049, 052-054, 059-074, 081, 083, 086-096, 120-138)	1	—	1	14.9	0	26.3	2	2	—	9.9	19.6	0	36
37 Malignant neoplasms, including neoplasms of lymphatic and haemopoietic tissues (140-205)	11	8	3	164.2	275.9	78.9	29	15	14	142.9	147.1	138.6	37
38 Benign and unspecified neoplasms (210-239)	—	—	—	0	0	0	—	—	—	0	0	0	38
39 Diabetes mellitus (260)	—	—	—	0	0	0	1	—	1	4.9	0	9.9	39
40 Pellagra (281)	—	—	—	0	0	0	—	—	—	0	0	0	40
41 Anemias (290-293)	—	—	—	0	0	0	—	—	—	0	0	0	41
42 Vascular lesions affecting central nervous system (330-334)	21	9	12	313.4	310.3	315.8	52	21	31	256.2	205.9	306.9	42
43 Nonmeningococcal meningitis (340)	1	1	—	14.9	34.5	0	—	—	—	0	0	0	43
44 Rheumatic fever (400-402)	—	—	—	0	0	0	—	—	—	0	0	0	44
45 Heart diseases (410-443)	15	7	8	223.9	241.4	210.5	77	45	32	379.3	441.2	316.8	45
46 Hypertension without mention of heart (444-447)	1	—	1	14.9	0	26.3	1	1	—	4.9	9.8	0	46
47 Influenza and pneumonia (480-483, 490-493)	3	1	2	44.8	34.5	52.6	7	3	4	34.5	29.4	39.6	47
48 Bronchitis (500-502)	—	—	—	0	0	0	—	—	—	0	0	0	48
49 Ulcer of stomach and duodenum (540, 541)	—	—	—	0	0	0	—	—	—	0	0	0	49
50 Appendicitis (550-553)	—	—	—	0	0	0	—	—	—	0	0	0	50
51 Intestinal obstruction and hernia (560, 561, 570)	1	—	1	14.9	34.5	0	—	—	—	0	0	0	51
52 Gastritis, duodenitis, enteritis and colitis (except diarrhea of the newborn) (543, 571, 572)	1	1	—	14.9	34.5	0	1	—	1	4.9	0	9.9	52
53 Cirrhosis of liver (581)	—	—	—	0	0	0	1	1	—	4.9	9.8	0	53
54 Nephritis and nephrosis (590-594)	—	—	—	0	0	0	1	1	—	4.9	9.8	0	54
55 Hyperplasia of prostate (610)	—	—	—	0	0	0	—	—	—	0	0	0	55
56 Complications of pregnancy, childbirth and the puerperium (640-652, 670-689)	—	—	—	0	0	0	—	—	—	0	0	0	56
57 Congenital malformations (750-759)	—	—	—	0	0	0	5	3	2	24.6	29.4	19.8	57
58 Birth injuries, postnatal asphyxia and atelectasis (760-762)	1	—	1	14.9	0	26.3	2	—	2	9.9	0	19.8	58
59 Infection of the newborn (763-768)	—	—	—	0	0	0	1	—	1	4.9	0	9.9	59
60 Other diseases peculiar to early infancy, and immaturity unqualified (769-774)	1	—	1	14.9	0	26.3	4	2	2	19.7	19.6	19.8	60
61 Senility, without mention of psychosis (794)	—	—	—	0	0	0	—	—	—	0	0	0	61
62 Ill-defined and unknown causes (780-793, 795)	1	—	1	14.9	0	26.3	1	—	1	4.9	0	9.9	62
63 Motor vehicle accidents (E810-E835)	9	1	8	134.3	34.5	210.5	5	4	1	24.6	39.2	9.9	63
64 All other accidents (E800-E802, E840-E962)	2	—	2	29.9	0	52.6	6	2	4	29.6	19.6	39.6	64
65 Suicide (E963, E970-E979)	—	—	—	0	0	0	1	1	—	4.9	9.8	0	65
66 Homicide (E964, E980-E985)	2	1	1	29.9	34.5	26.3	4	—	4	19.7	0	39.6	66
67 All other diseases (residual)	4	3	1	59.7	103.4	26.3	18	16	2	88.7	156.9	19.8	67

66 TABLE XIII VITAL STATISTICS, BY COUNTY, BY RACE, GEORGIA, 1967

ITEM	MILLER						MITCHELL						
	Number			Rate or Ratio *			Number			Rate or Ratio *			
	Total	White	Non-White	Total	White	Non-White	Total	White	Non-White	Total	White	Non-White	
1 Estimated population as of July 1	7,200	5,000	2,200				21,200	10,000	11,200				1
<b>LIVE BIRTHS</b>													
2 Total	117	70	47	16.3	14.0	21.4	426	166	260	20.1	16.6	23.2	2
3 Delivered in hospital	100	70	30	85.5%	100.0%	63.8%	382	165	217	89.7%	99.4%	83.5%	3
4 Delivered in home by physician	3	—	3	2.6%	0%	6.4%	1	—	1	0.2%	0%	0.4%	4
5 Delivered in home by midwife	14	—	14	12.0%	0%	29.8%	42	—	42	9.9%	0%	16.2%	5
6 Other deliveries	—	—	—	0%	0%	0%	1	1	—	0.2%	0.6%	0%	6
7 Immature births	8	3	5	68.4	42.9	106.4	34	4	30	79.8	24.1	115.4	7
8 Live births to unwed mothers	15	3	12	128.2	42.9	255.3	65	2	63	152.6	12.0	242.3	8
<b>FETAL DEATHS</b>													
9 Total	3	2	1	25.6	28.6	21.3	18	8	10	42.3	48.2	38.5	9
10 Under 20 weeks gestation	1	—	1	8.5	0	21.3	7	5	2	16.4	30.1	7.7	10
11 20-27 weeks gestation	1	1	—	8.5	14.3	0	4	1	3	9.4	6.0	11.5	11
12 28 weeks and more	1	1	—	8.5	14.3	0	5	1	4	11.7	6.0	15.4	12
13 Unknown length of gestation	—	—	—	0	0	0	2	1	1	4.7	6.0	3.8	13
<b>DEATHS</b>													
14 Total, all ages	76	49	27	1055.6	980.0	1227.3	221	125	96	1042.5	1250.0	857.1	14
15 Under 1 year	4	1	3	34.2	14.3	63.8	17	1	16	39.9	6.0	61.5	15
16 Under 28 days	1	1	—	8.5	14.3	0	6	1	5	14.1	6.0	19.2	16
17 Deaths from immaturity	—	—	—	0	0	0	1	—	1	2.3	0	3.8	17
18 1-4 years **	1	—	1	—	—	—	4	1	3	—	—	—	18
19 Maternal deaths	—	—	—	0	0	0	—	—	—	0	0	0	19
<b>CAUSE OF DEATH</b>													
20 Tuberculosis, all forms (001-019)	1	—	1	13.9	0	45.5	2	1	1	9.4	10.0	8.9	20
21 Syphilis and its sequelae (020-029)	1	1	—	13.9	20.0	0	1	—	1	4.7	0	8.9	21
22 Typhoid fever (040)	—	—	—	0	0	0	—	—	—	0	0	0	22
23 Dysentery, all forms (045-048)	—	—	—	0	0	0	1	—	1	4.7	0	8.9	23
24 Scarlet fever (050)	—	—	—	0	0	0	—	—	—	0	0	0	24
25 Streptococcal sore throat (051)	—	—	—	0	0	0	—	—	—	0	0	0	25
26 Diphtheria (055)	—	—	—	0	0	0	—	—	—	0	0	0	26
27 Whooping cough (056)	—	—	—	0	0	0	—	—	—	0	0	0	27
28 Meningococcal infections (057)	1	1	—	13.9	20.0	0	—	—	—	0	0	0	28
29 Acute poliomyelitis (080)	—	—	—	0	0	0	—	—	—	0	0	0	29
30 Acute infectious encephalitis (082)	—	—	—	0	0	0	—	—	—	0	0	0	30
31 Smallpox (084)	—	—	—	0	0	0	—	—	—	0	0	0	31
32 Measles (085)	—	—	—	0	0	0	—	—	—	0	0	0	32
33 Typhus and other rickettsial diseases (100-103, 105-108)	—	—	—	0	0	0	—	—	—	0	0	0	33
34 Rocky Mountain spotted fever (104)	—	—	—	0	0	0	—	—	—	0	0	0	34
35 Malaria (110-117)	—	—	—	0	0	0	—	—	—	0	0	0	35
36 All other diseases classified as infective and parasitic (030-039, 041-044, 049, 052-054, 059-074, 081, 083, 086-096, 120-138)	—	—	—	0	0	0	—	—	—	0	0	0	36
37 Malignant neoplasms, including neoplasms of lymphatic and haematopoietic tissues (140-205)	8	7	1	111.1	140.0	45.5	27	16	11	127.4	160.0	98.2	37
38 Benign and unspecified neoplasms (210-239)	—	—	—	0	0	0	—	—	—	0	0	0	38
39 Diabetes mellitus (260)	5	2	3	69.4	40.0	136.4	2	—	2	9.4	0	17.9	39
40 Pellagra (281)	—	—	—	0	0	0	—	—	—	0	0	0	40
41 Anemias (290-293)	—	—	—	0	0	0	1	—	1	4.7	0	8.9	41
42 Vascular lesions affecting central nervous system (330-334)	9	4	5	125.0	80.0	227.3	40	20	20	188.7	200.0	178.6	42
43 Nonmeningococcal meningitis (340)	—	—	—	0	0	0	—	—	—	0	0	0	43
44 Rheumatic fever (400-402)	1	—	1	13.9	0	45.5	—	—	—	0	0	0	44
45 Heart diseases (410-443)	27	19	8	375.0	380.0	363.6	76	52	24	358.5	520.0	214.3	45
46 Hypertension without mention of heart (444-447)	2	1	1	27.8	20.0	45.5	—	—	—	0	0	0	46
47 Influenza and pneumonia (480-483, 490-493)	2	2	—	27.8	40.0	0	7	3	4	33.0	30.0	35.7	47
48 Bronchitis (500-502)	1	—	1	13.9	0	45.5	—	—	—	0	0	0	48
49 Ulcer of stomach and duodenum (540, 541)	—	—	—	0	0	0	1	1	—	4.7	10.0	0	49
50 Appendicitis (550-553)	—	—	—	0	0	0	—	—	—	0	0	0	50
51 Intestinal obstruction and hernia (560, 561, 570)	2	1	1	27.8	20.0	45.5	1	—	1	4.7	0	8.9	51
52 Gastritis, duodenitis, enteritis and colitis (except diarrhea of the newborn) (543, 571, 572)	—	—	—	0	0	0	4	—	4	18.9	0	35.7	52
53 Cirrhosis of liver (581)	2	1	1	27.8	20.0	45.5	1	—	1	4.7	0	8.9	53
54 Nephritis and nephrosis (590-594)	—	—	—	0	0	0	2	2	—	9.4	20.0	0	54
55 Hyperplasia of prostate (610)	1	—	1	13.9	0	45.5	1	1	—	4.7	10.0	0	55
56 Complications of pregnancy, childbirth and the puerperium (640-652, 670-689)	—	—	—	0	0	0	—	—	—	0	0	0	56
57 Congenital malformations (750-759)	—	—	—	0	0	0	3	—	3	14.2	0	26.8	57
58 Birth injuries, postnatal asphyxia and atelectasis (760-762)	1	1	—	13.9	20.0	0	5	1	4	23.6	10.0	35.7	58
59 Infection of the newborn (763-768)	—	—	—	0	0	0	—	—	—	0	0	0	59
60 Other diseases peculiar to early infancy, and immaturity unqualified (769-776)	—	—	—	0	0	0	1	—	1	4.7	0	8.9	60
61 Senility, without mention of psychosis (794)	1	1	—	13.9	20.0	0	—	—	—	0	0	0	61
62 Ill-defined and unknown causes (780-793, 795)	—	—	—	0	0	0	2	—	2	9.4	0	17.9	62
63 Motor vehicle accidents (E810-E835)	3	3	—	41.7	60.0	0	13	12	1	61.3	120.0	8.9	63
64 All other accidents (E800-E802, E840-E962)	2	1	1	27.8	20.0	45.5	8	5	3	37.7	50.0	26.8	64
65 Suicide (E963, E970-E979)	—	—	—	0	0	0	1	1	—	4.7	10.0	0	65
66 Homicide (E964, E980-E985)	1	—	1	13.9	0	45.5	5	—	5	23.6	0	44.6	66
67 All other diseases (residual)	5	4	1	69.4	80.0	45.5	16	10	6	75.5	100.0	53.6	67



TABLE XIII VITAL STATISTICS, BY COUNTY, BY RACE, GEORGIA, 1967

ITEM	MONROE						MONTGOMERY					
	Number			Rate or Ratio *			Number			Rate or Ratio *		
	Total	White	Non-White	Total	White	Non-White	Total	White	Non-White	Total	White	Non-White
1 Estimated population as of July 1	10,800	5,500	5,300				6,600	3,800	2,800			
<b>LIVE BIRTHS</b>												
2 Total	184	77	107	17.0	14.0	20.2	118	46	72	17.9	12.1	25.7
3 Delivered in hospital	124	77	47	67.4%	100.0%	43.9%	67	45	22	56.8%	97.8%	30.6%
4 Delivered in home by physician	—	—	—	0%	0%	0%	1	1	—	0.8%	2.2%	0%
5 Delivered in home by midwife	60	—	60	32.6%	0%	56.1%	50	—	50	42.4%	0%	69.4%
6 Other deliveries	—	—	—	0%	0%	0%	—	—	—	0%	0%	0%
7 Immature births	19	5	14	103.3	64.9	130.8	9	5	4	76.3	108.7	55.6
8 Live births to unwed mothers	33	3	30	179.3	39.0	280.4	18	—	18	152.5	0	250.0
<b>FETAL DEATHS</b>												
9 Total	4	—	4	21.7	0	37.4	4	3	1	33.9	65.2	13.9
10 Under 20 weeks gestation	1	—	1	5.4	0	9.3	1	1	—	8.5	21.7	0
11 20-27 weeks gestation	—	—	—	0	0	0	—	—	—	0	0	0
12 28 weeks and more	2	—	2	10.9	0	18.7	3	2	1	25.4	43.5	13.9
13 Unknown length of gestation	1	—	1	5.4	0	9.3	—	—	—	0	0	0
<b>DEATHS</b>												
14 Total, all ages	105	50	55	972.2	909.1	1037.7	66	42	24	1000.0	1105.3	857.1
15 Under 1 year	9	1	8	48.9	13.0	74.8	4	1	3	33.9	21.7	41.7
16 Under 28 days	4	1	3	21.7	13.0	28.0	3	1	2	25.4	21.7	27.8
17 Deaths from immaturity	2	1	1	10.9	13.0	9.3	1	1	—	8.5	21.7	0
18 1-4 years * *	2	1	1	—	—	—	2	2	—	—	—	—
19 Maternal deaths	—	—	—	0	0	0	—	—	—	0	0	0
<b>CAUSE OF DEATH</b>												
20 Tuberculosis, all forms (001-019)	1	—	1	9.3	0	18.9	1	—	1	15.2	0	35.7
21 Syphilis and its sequelae (020-029)	—	—	—	0	0	0	—	—	—	0	0	0
22 Typhoid fever (040)	—	—	—	0	0	0	—	—	—	0	0	0
23 Dysentery, all forms (045-048)	—	—	—	0	0	0	—	—	—	0	0	0
24 Scarlet fever (050)	—	—	—	0	0	0	—	—	—	0	0	0
25 Streptococcal sore throat (051)	—	—	—	0	0	0	—	—	—	0	0	0
26 Diphtheria (055)	—	—	—	0	0	0	—	—	—	0	0	0
27 Whooping cough (056)	—	—	—	0	0	0	—	—	—	0	0	0
28 Meningococcal infections (057)	—	—	—	0	0	0	—	—	—	0	0	0
29 Acute poliomyelitis (080)	—	—	—	0	0	0	—	—	—	0	0	0
30 Acute infectious encephalitis (082)	—	—	—	0	0	0	—	—	—	0	0	0
31 Smallpox (084)	—	—	—	0	0	0	—	—	—	0	0	0
32 Measles (085)	—	—	—	0	0	0	—	—	—	0	0	0
33 Typhus and other rickettsial diseases (100-103, 105-108)	—	—	—	0	0	0	—	—	—	0	0	0
34 Rocky Mountain spotted fever (104)	—	—	—	0	0	0	—	—	—	0	0	0
35 Malaria (110-117)	—	—	—	0	0	0	—	—	—	0	0	0
36 All other diseases classified as infective and parasitic (030-039, 041-044, 049, 052-054, 059-074, 081, 083, 086-096, 120-138)	—	—	—	0	0	0	—	—	—	0	0	0
37 Malignant neoplasms, including neoplasms of lymphatic and haematopoietic tissues (140-205)	10	5	5	92.6	90.9	94.3	8	6	2	121.2	157.9	71.4
38 Benign and unspecified neoplasms (210-239)	—	—	—	0	0	0	2	2	—	30.3	52.6	0
39 Diabetes mellitus (260)	2	2	—	18.5	36.4	0	—	—	—	0	0	0
40 Pellagra (281)	—	—	—	0	0	0	—	—	—	0	0	0
41 Anemias (290-293)	2	—	2	18.5	0	37.7	—	—	—	0	0	0
42 Vascular lesions affecting central nervous system (330-334)	9	4	5	83.3	72.7	94.3	10	8	2	151.5	210.5	71.4
43 Nonmeningococcal meningitis (340)	1	—	1	9.3	0	18.9	—	—	—	0	0	0
44 Rheumatic fever (400-402)	—	—	—	0	0	0	—	—	—	0	0	0
45 Heart diseases (410-443)	39	22	17	361.1	400.0	320.8	20	15	5	303.0	394.7	178.6
46 Hypertension without mention of heart (444-447)	2	—	2	18.5	0	37.7	3	1	2	45.5	26.3	71.4
47 Influenza and pneumonia (480-483, 490-493)	10	3	7	92.6	54.5	132.1	3	1	2	45.5	26.3	71.4
48 Bronchitis (500-502)	—	—	—	0	0	0	—	—	—	0	0	0
49 Ulcer of stomach and duodenum (540, 541)	1	1	—	9.3	18.2	0	—	—	—	0	0	0
50 Appendicitis (550-553)	1	—	1	9.3	0	18.9	—	—	—	0	0	0
51 Intestinal obstruction and hernia (560, 561, 570)	—	—	—	0	0	0	1	—	1	15.2	0	35.7
52 Gastritis, duodenitis, enteritis and colitis (except diarrhea of the newborn) (543, 571, 572)	—	—	—	0	0	0	—	—	—	0	0	0
53 Cirrhosis of liver (581)	—	—	—	0	0	0	—	—	—	0	0	0
54 Nephritis and nephrosis (590-594)	—	—	—	0	0	0	—	—	—	0	0	0
55 Hyperplasia of prostate (610)	—	—	—	0	0	0	—	—	—	0	0	0
56 Complications of pregnancy, childbirth and the puerperium (640-652, 670-689)	—	—	—	0	0	0	—	—	—	0	0	0
57 Congenital malformations (750-759)	—	—	—	0	0	0	—	—	—	0	0	0
58 Birth injuries, postnatal asphyxia and atelectasis (760-762)	—	—	—	0	0	0	1	—	1	15.2	0	35.7
59 Infection of the newborn (763-768)	1	—	1	9.3	0	18.9	—	—	—	0	0	0
60 Other diseases peculiar to early infancy, and immaturity unqualified (769-776)	3	1	2	27.8	18.2	37.7	1	1	—	15.2	26.3	0
61 Senility, without mention of psychosis (794)	—	—	—	0	0	0	—	—	—	0	0	0
62 Ill-defined and unknown causes (780-793, 795)	1	1	—	9.3	18.2	0	2	—	2	30.3	0	71.4
63 Motor vehicle accidents (E810-E835)	10	6	4	92.6	109.1	75.5	4	1	3	60.6	26.3	107.1
64 All other accidents (E800-E802, E840-E962)	2	—	2	18.5	0	37.7	3	1	2	45.5	26.3	71.4
65 Suicide (E963, E970-E979)	—	—	—	0	0	0	1	1	—	15.2	26.3	0
66 Homicide (E964, E980-E985)	2	—	2	18.5	0	37.7	1	—	1	15.2	0	35.7
67 All other diseases (residual)	8	5	3	74.1	90.9	56.6	5	5	—	75.8	131.6	0

TABLE XIII VITAL STATISTICS, BY COUNTY, BY RACE, GEORGIA, 1967

ITEM	MORGAN						MURRAY					
	Number			Rate or Ratio *			Number			Rate or Ratio *		
	Total	White	Non-White	Total	White	Non-White	Total	White	Non-White	Total	White	Non-White
1 Estimated population as of July 1	10,800	5,500	5,300				11,400	11,300	100			
<b>LIVE BIRTHS</b>												
2 Total	196	83	113	18.1	15.1	21.3	249	248	1	21.8	21.9	10.0
3 Delivered in hospital	174	83	91	88.8%	100.0%	80.5%	248	247	1	99.6%	99.6%	100.0%
4 Delivered in home by physician	2	—	2	1.0%	0%	1.8%	1	1	—	0.4%	0.4%	0%
5 Delivered in home by midwife	20	—	20	10.2%	0%	17.7%	—	—	—	0%	0%	0%
6 Other deliveries	—	—	—	0%	0%	0%	—	—	—	0%	0%	0%
7 Immature births	25	7	18	127.6	84.3	159.3	33	33	—	132.5	133.1	0
8 Live births to unwed mothers	34	1	33	173.5	12.0	292.0	3	3	—	12.0	12.1	0
<b>FETAL DEATHS</b>												
9 Total	5	1	4	25.5	12.0	35.4	3	3	—	12.0	12.1	0
10 Under 20 weeks gestation	2	1	1	10.2	12.0	8.8	—	—	—	0	0	0
11 20-27 weeks gestation	2	—	2	10.2	0	17.7	1	1	—	4.0	4.0	0
12 28 weeks and more	1	—	1	5.1	0	8.8	2	2	—	8.0	8.1	0
13 Unknown length of gestation	—	—	—	0	0	0	—	—	—	0	0	0
<b>DEATHS</b>												
14 Total, all ages	112	58	54	1037.0	1054.5	1018.9	121	120	1	1061.4	1061.9	1000.0
15 Under 1 year	7	2	5	35.7	24.1	44.2	8	8	—	32.1	32.3	0
16 Under 28 days	3	2	1	15.3	24.1	8.8	6	6	—	24.1	24.2	0
17 Deaths from immaturity	—	—	—	0	0	0	1	1	—	4.0	4.0	0
18 1-4 years " "	1	—	1	—	—	—	2	2	—	—	—	0
19 Maternal deaths	—	—	—	0	0	0	—	—	—	0	0	0
<b>CAUSE OF DEATH</b>												
20 Tuberculosis, all forms (001-019)	—	—	—	0	0	0	—	—	—	0	0	0
21 Syphilis and its sequelae (020-029)	—	—	—	0	0	0	—	—	—	0	0	0
22 Typhoid fever (040)	—	—	—	0	0	0	—	—	—	0	0	0
23 Dysentery, all forms (045-048)	1	1	—	9.3	18.2	0	—	—	—	0	0	0
24 Scarlet fever (050)	—	—	—	0	0	0	—	—	—	0	0	0
25 Streptococcal sore throat (051)	—	—	—	0	0	0	—	—	—	0	0	0
26 Diphtheria (055)	—	—	—	0	0	0	—	—	—	0	0	0
27 Whooping cough (056)	—	—	—	0	0	0	—	—	—	0	0	0
28 Meningococcal infections (057)	—	—	—	0	0	0	—	—	—	0	0	0
29 Acute poliomyelitis (080)	—	—	—	0	0	0	—	—	—	0	0	0
30 Acute infectious encephalitis (082)	—	—	—	0	0	0	—	—	—	0	0	0
31 Smallpox (084)	—	—	—	0	0	0	—	—	—	0	0	0
32 Measles (085)	—	—	—	0	0	0	—	—	—	0	0	0
33 Typhus and other rickettsial diseases (100-103, 105-108)	—	—	—	0	0	0	—	—	—	0	0	0
34 Rocky Mountain spotted fever (104)	—	—	—	0	0	0	—	—	—	0	0	0
35 Malaria (110-117)	—	—	—	0	0	0	—	—	—	0	0	0
36 All other diseases classified as infective and parasitic (030-039, 041-044, 049, 052-054, 059-074, 081, 083, 086-096, 120-138)	1	—	1	9.3	0	18.9	2	2	—	17.5	17.7	0
37 Malignant neoplasms, including neoplasms of lymphatic and haemotopoietic tissues (140-205)	20	14	6	185.2	254.5	113.2	16	16	—	140.4	141.6	0
38 Benign and unspecified neoplasms (210-239)	—	—	—	0	0	0	—	—	—	0	0	0
39 Diabetes mellitus (260)	—	—	—	0	0	0	1	1	—	8.8	8.8	0
40 Pellagra (281)	—	—	—	0	0	0	—	—	—	0	0	0
41 Anemias (290-293)	—	—	—	0	0	0	—	—	—	0	0	0
42 Vascular lesions affecting central nervous system (330-334)	24	9	15	222.2	163.6	283.0	16	16	—	140.4	141.6	0
43 Nonmeningococcal meningitis (340)	—	—	—	0	0	0	—	—	—	0	0	0
44 Rheumatic fever (400-402)	—	—	—	0	0	0	—	—	—	0	0	0
45 Heart diseases (410-443)	31	21	10	287.0	381.8	188.7	39	38	1	342.1	336.3	1000.0
46 Hypertension without mention of heart (444-447)	2	—	2	18.5	0	37.7	—	—	—	0	0	0
47 Influenza and pneumonia (480-483, 490-493)	6	1	5	55.6	18.2	94.3	14	14	—	122.8	123.9	0
48 Bronchitis (500-502)	—	—	—	0	0	0	—	—	—	0	0	0
49 Ulcer of stomach and duodenum (540, 541)	—	—	—	0	0	0	—	—	—	0	0	0
50 Appendicitis (550-553)	—	—	—	0	0	0	—	—	—	0	0	0
51 Intestinal obstruction and hernia (560, 561, 570)	—	—	—	0	0	0	1	1	—	8.8	8.8	0
52 Gastritis, duodenitis, enteritis and colitis (except diarrhea of the newborn) (543, 571, 572)	—	—	—	0	0	0	—	—	—	0	0	0
53 Cirrhosis of liver (581)	—	—	—	0	0	0	—	—	—	0	0	0
54 Nephritis and nephrosis (590-594)	2	1	1	18.5	18.2	18.9	2	2	—	17.5	17.7	0
55 Hyperplasia of prostate (610)	1	1	—	9.3	18.2	0	—	—	—	0	0	0
56 Complications of pregnancy, childbirth and the puerperium (640-652, 670-689)	—	—	—	0	0	0	1	1	—	8.8	8.8	0
57 Congenital malformations (750-759)	—	—	—	0	0	0	2	2	—	17.5	17.7	0
58 Birth injuries, postnatal asphyxia and atelectasis (760-762)	—	—	—	0	0	0	—	—	—	0	0	0
59 Infection of the newborn (763-768)	—	—	—	0	0	0	—	—	—	0	0	0
60 Other diseases peculiar to early infancy, and immaturity unqualified (769-776)	3	2	1	27.8	36.4	18.9	3	3	—	26.3	26.5	0
61 Senility, without mention of psychosis (794)	—	—	—	0	0	0	1	1	—	8.8	8.8	0
62 Ill-defined and unknown causes (780-793, 795)	—	—	—	0	0	0	—	—	—	0	0	0
63 Motor vehicle accidents (E810-E835)	5	—	5	46.3	0	94.3	4	4	—	35.1	35.4	0
64 All other accidents (E800-E802, E840-E962)	3	1	2	27.8	18.2	37.7	7	7	—	61.4	61.9	0
65 Suicide (E963, E970-E979)	—	—	—	0	0	0	2	2	—	17.5	17.7	0
66 Homicide (E964, E980-E985)	3	—	3	27.8	0	56.6	—	—	—	0	0	0
67 All other diseases (residual)	10	7	3	92.6	127.3	56.6	10	10	—	87.7	88.5	0

TABLE XIII VITAL STATISTICS, BY COUNTY, BY RACE, GEORGIA, 1967

ITEM	MUSCOGEE						NEWTON						
	Number			Rate or Ratio *			Number			Rate or Ratio *			
	Total	White	Non-White	Total	White	Non-White	Total	White	Non-White	Total	White	Non-White	
1 Estimated population as of July 1	154,700	113,700	41,000				22,500	14,700	7,800				1
<b>LIVE BIRTHS</b>													
2 Total	3,790	2,800	990	24.5	24.6	24.1	512	287	225	22.8	19.5	28.8	2
3 Delivered in hospital	3,777	2,799	978	99.7%	100.0%	98.8%	460	287	173	89.8%	100.0%	76.9%	3
4 Delivered in home by physician	12	1	11	0.3%	0.0%	1.1%	6	-	6	1.2%	0%	2.7%	4
5 Delivered in home by midwife	1	-	1	0.0%	0%	0.1%	46	-	46	9.0%	0%	20.4%	5
6 Other deliveries	-	-	-	0%	0%	0%	-	-	-	0%	0%	0%	6
7 Immature births	384	220	164	101.3	78.6	165.7	49	25	24	95.7	87.1	106.7	7
8 Live births to unwed mothers	320	72	248	84.4	25.7	250.5	70	2	68	136.7	7.0	302.2	8
<b>FETAL DEATHS</b>													
9 Total	68	39	29	17.9	13.9	29.3	22	10	12	43.0	34.8	53.3	9
10 Under 20 weeks gestation	17	11	6	4.5	3.9	6.1	2	2	-	3.9	7.0	0	10
11 20-27 weeks gestation	19	7	12	5.0	2.5	12.1	5	2	3	9.8	7.0	13.3	11
12 28 weeks and more	31	20	11	8.2	7.1	11.1	12	6	6	23.4	20.9	26.7	12
13 Unknown length of gestation	1	1	-	0.3	0.4	0	3	-	3	5.9	0	13.3	13
<b>DEATHS</b>													
14 Total, all ages	1,257	814	443	812.5	715.9	1080.5	252	164	88	120.0	115.6	1128.2	14
15 Under 1 year	103	60	43	27.2	21.4	43.4	21	7	14	41.0	24.4	62.2	15
16 Under 28 days	80	49	31	21.1	17.5	31.3	10	5	5	19.5	17.4	22.2	16
17 Deaths from immaturity	33	19	14	8.7	6.8	14.1	2	1	1	3.9	3.5	4.4	17
18 1-4 years * *	12	9	3	-	-	-	2	1	1	-	-	-	18
19 Maternal deaths	-	-	-	0	0	0	1	-	1	19.5	0	44.4	19
<b>CAUSE OF DEATH</b>													
20 Tuberculosis, all forms (001-019)	5	2	3	3.2	1.8	7.3	1	1	-	4.4	6.8	0	20
21 Syphilis and its sequelae (020-029)	1	-	1	0.6	0	2.4	1	-	1	4.4	0	12.8	21
22 Typhoid fever (040)	-	-	-	0	0	0	-	-	-	0	0	0	22
23 Dysentery, all forms (045-048)	-	-	-	0	0	0	-	-	-	0	0	0	23
24 Scarlet fever (050)	-	-	-	0	0	0	-	-	-	0	0	0	24
25 Streptococcal sore throat (051)	-	-	-	0	0	0	-	-	-	0	0	0	25
26 Diphtheria (055)	-	-	-	0	0	0	-	-	-	0	0	0	26
27 Whooping cough (056)	-	-	-	0	0	0	-	-	-	0	0	0	27
28 Meningococcal infections (057)	2	2	-	1.3	1.8	0	-	-	-	0	0	0	28
29 Acute poliomyelitis (080)	-	-	-	0	0	0	-	-	-	0	0	0	29
30 Acute infectious encephalitis (082)	-	-	-	0	0	0	-	-	-	0	0	0	30
31 Smallpox (084)	-	-	-	0	0	0	-	-	-	0	0	0	31
32 Measles (085)	-	-	-	0	0	0	-	-	-	0	0	0	32
33 Typhus and other rickettsial diseases (100-103, 105-108)	-	-	-	0	0	0	-	-	-	0	0	0	33
34 Rocky Mountain spotted fever (104)	-	-	-	0	0	0	-	-	-	0	0	0	34
35 Malaria (110-117)	-	-	-	0	0	0	-	-	-	0	0	0	35
36 All other diseases classified as infective and parasitic (030-039, 041-044, 049, 052-054, 059-074, 081, 083, 086-096, 120-138)	8	5	3	5.2	4.4	7.3	1	-	1	4.4	0	12.8	36
37 Malignant neoplasms, including neoplasms of lymphatic and haematopoietic tissues (140-205)	185	123	62	119.6	108.2	151.2	40	31	9	177.8	210.9	115.4	37
38 Benign and unspecified neoplasms (210-239)	6	5	1	3.9	4.4	2.4	-	-	-	0	0	0	38
39 Diabetes mellitus (260)	17	11	6	11.0	9.7	14.6	2	1	1	8.9	6.8	12.8	39
40 Pellagra (281)	-	-	-	0	0	0	-	-	-	0	0	0	40
41 Anemias (290-293)	5	3	2	3.2	2.6	4.9	1	-	1	4.4	0	12.8	41
42 Vascular lesions affecting central nervous system (330-334)	143	72	71	92.4	63.3	173.2	32	20	12	142.2	136.1	153.8	42
43 Nonmeningococcal meningitis (340)	2	1	1	1.3	0.9	2.4	-	-	-	0	0	0	43
44 Rheumatic fever (400-402)	1	-	1	0.6	0	2.4	-	-	-	0	0	0	44
45 Heart diseases (410-443)	436	307	129	281.8	270.0	314.6	93	67	26	413.3	455.8	333.3	45
46 Hypertension without mention of heart (444-447)	4	-	4	2.6	0	9.8	3	2	1	13.3	13.6	12.8	46
47 Influenza and pneumonia (480-483, 490-493)	60	37	23	38.8	32.5	56.1	15	6	9	66.7	40.8	115.4	47
48 Bronchitis (500-502)	-	-	-	0	0	0	1	-	1	4.4	0	12.8	48
49 Ulcer of stomach and duodenum (540, 541)	8	5	3	5.2	4.4	7.3	1	-	1	4.4	0	12.8	49
50 Appendicitis (550-553)	1	1	-	0.6	0.9	0	-	-	-	0	0	0	50
51 Intestinal obstruction and hernia (560, 561, 570)	8	4	4	5.2	3.5	9.8	1	1	-	4.4	6.8	0	51
52 Gastritis, duodenitis, enteritis and colitis (except diarrhea of the newborn) (543, 571, 572)	2	1	1	1.3	0.9	2.4	1	1	-	4.4	6.8	0	52
53 Cirrhosis of liver (581)	12	8	4	7.8	7.0	9.8	1	1	-	4.4	6.8	0	53
54 Nephritis and nephrosis (590-594)	16	8	8	10.3	7.0	19.5	-	-	-	0	0	0	54
55 Hyperplasia of prostate (610)	-	-	-	0	0	0	-	-	-	0	0	0	55
56 Complications of pregnancy, childbirth and the puerperium (640-652, 670-689)	-	-	-	0	0	0	1	-	1	4.4	0	12.8	56
57 Congenital malformations (750-759)	13	12	1	8.4	10.6	2.4	1	-	1	4.4	0	12.8	57
58 Birth injuries, postnatal asphyxia and atelectasis (760-762)	19	13	6	12.3	11.4	14.6	5	3	2	22.2	20.4	25.6	58
59 Infection of the newborn (763-768)	4	1	3	2.6	0.9	7.3	1	-	1	4.4	0	12.8	59
60 Other diseases peculiar to early infancy, and immaturity unqualified (769-776)	49	26	23	31.7	22.9	56.1	6	2	4	26.7	13.6	51.3	60
61 Senility, without mention of psychosis (794)	1	-	1	0.6	0	2.4	1	1	-	4.4	6.8	0	61
62 Ill-defined and unknown causes (780-793, 795)	4	4	-	2.6	3.5	0	1	-	1	4.4	0	12.8	62
63 Motor vehicle accidents (E810-E835)	43	31	12	27.8	27.3	29.3	6	5	1	26.7	34.0	12.8	63
64 All other accidents (E800-E802, E840-E962)	49	29	20	31.7	25.5	48.8	6	5	1	26.7	34.0	12.8	64
65 Suicide (E963, E970-E979)	21	20	1	13.6	17.6	2.4	6	4	2	26.7	27.2	25.6	65
66 Homicide (E964, E980-E985)	12	1	11	7.8	0.9	26.8	5	-	5	22.2	0	64.1	66
67 All other diseases (residual)	120	82	38	77.6	72.1	92.7	19	13	6	84.4	88.4	76.9	67

70 TABLE XIII VITAL STATISTICS, BY COUNTY, BY RACE, GEORGIA, 1967

ITEM	OCONEE						OGLETHORPE						
	Number			Rate or Ratio *			Number			Rate or Ratio *			
	Total	White	Non-White	Total	White	Non-White	Total	White	Non-White	Total	White	Non-White	
1 Estimated population as of July 1	6,600	5,100	1,500				8,000	4,300	3,700				1
<b>LIVE BIRTHS</b>													
2 Total	125	92	33	18.9	18.0	22.0	136	59	77	17.0	13.7	20.8	2
3 Delivered in hospital	125	92	33	100.0%	100.0%	100.0%	132	59	73	97.1%	100.0%	94.8%	3
4 Delivered in home by physician				0%	0%	0%	3		3	2.2%	0%	3.9%	4
5 Delivered in home by midwife				0%	0%	0%	1		1	0.7%	0%	1.3%	5
6 Other deliveries				0%	0%	0%				0%	0%	0%	6
7 Immature births	16	9	7	128.0	97.8	212.1	19	3	16	139.7	50.8	207.8	7
8 Live births to unwed mothers	14	2	12	112.0	21.7	363.6	27		27	198.5	0	350.6	8
<b>FETAL DEATHS</b>													
9 Total	2	2		16.0	21.7	0	6	1	5	44.1	16.9	64.9	9
10 Under 20 weeks gestation				0	0	0				0	0	0	10
11 20-27 weeks gestation	1	1		8.0	10.9	0	1		1	7.4	0	13.0	11
12 28 weeks and more	1	1		8.0	10.9	0	5	1	4	36.8	16.9	51.9	12
13 Unknown length of gestation				0	0	0				0	0	0	13
<b>DEATHS</b>													
14 Total, all ages	65	49	16	984.8	960.8	1066.7	81	56	25	1012.5	1302.3	675.7	14
15 Under 1 year	2	1	1	16.0	10.9	30.3	8	2	6	58.8	33.9	77.9	15
16 Under 28 days				0	0	0	2	2		14.7	33.9	0	16
17 Deaths from immaturity				0	0	0				0	0	0	17
18 1-4 years * *	1	1											18
19 Maternal deaths				0	0	0				0	0	0	19
<b>CAUSE OF DEATH</b>													
20 Tuberculosis, all forms (001-019)				0	0	0				0	0	0	20
21 Syphilis and its sequelae (020-029)				0	0	0				0	0	0	21
22 Typhoid fever (040)				0	0	0				0	0	0	22
23 Dysentery, all forms (045-048)				0	0	0				0	0	0	23
24 Scarlet fever (050)				0	0	0				0	0	0	24
25 Streptococcal sore throat (051)				0	0	0				0	0	0	25
26 Diphtheria (055)				0	0	0				0	0	0	26
27 Whooping cough (056)				0	0	0				0	0	0	27
28 Meningococcal infections (057)				0	0	0				0	0	0	28
29 Acute poliomyelitis (080)				0	0	0				0	0	0	29
30 Acute infectious encephalitis (082)				0	0	0				0	0	0	30
31 Smallpox (084)				0	0	0				0	0	0	31
32 Measles (085)				0	0	0				0	0	0	32
33 Typhus and other rickettsial diseases (100-103, 105-108)				0	0	0				0	0	0	33
34 Rocky Mountain spotted fever (104)				0	0	0				0	0	0	34
35 Malaria (110-117)				0	0	0				0	0	0	35
36 All other diseases classified as infective and parasitic (030-039, 041-044, 049, 052-054, 059-074, 081, 083, 086-096, 120-138)				0	0	0				0	0	0	36
37 Malignant neoplasms, including neoplasms of lymphatic and haematopoietic tissues (140-205)	7	4	3	106.1	78.4	200.0	7	5	2	87.5	116.3	54.1	37
38 Benign and unspecified neoplasms (210-239)				0	0	0	1	1		12.5	23.3	0	38
39 Diabetes mellitus (260)	2	2		30.3	39.2	0	1	1		12.5	23.3	0	39
40 Pellagra (281)				0	0	0				0	0	0	40
41 Anemias (290-293)				0	0	0	2	2		25.0	46.5	0	41
42 Vascular lesions affecting central nervous system (330-334)	10	9	1	151.5	176.5	66.7	13	9	4	162.5	209.3	108.1	42
43 Nonmeningococcal meningitis (340)				0	0	0				0	0	0	43
44 Rheumatic fever (400-402)				0	0	0				0	0	0	44
45 Heart diseases (410-443)	28	24	4	424.2	470.6	266.7	29	22	7	362.5	511.6	189.2	45
46 Hypertension without mention of heart (444-447)	2			30.3	0	133.3				0	0	0	46
47 Influenza and pneumonia (480-483, 490-493)	3	2	1	45.5	39.2	66.7	6	3	3	75.0	69.8	81.1	47
48 Bronchitis (500-502)				0	0	0				0	0	0	48
49 Ulcer of stomach and duodenum (540, 541)				0	0	0				0	0	0	49
50 Appendicitis (550-553)				0	0	0				0	0	0	50
51 Intestinal obstruction and hernia (560, 561, 570)				0	0	0				0	0	0	51
52 Gastritis, duodenitis, enteritis and colitis (except diarrhea of the newborn) (543, 571, 572)				0	0	0	2	1	1	25.0	23.3	27.0	52
53 Cirrhosis of liver (581)				0	0	0				0	0	0	53
54 Nephritis and nephrosis (590-594)				0	0	0	1	1		12.5	23.3	0	54
55 Hyperplasia of prostate (610)				0	0	0				0	0	0	55
56 Complications of pregnancy, childbirth and the puerperium (640-652, 670-689)				0	0	0				0	0	0	56
57 Congenital malformations (750-759)	1	1		15.2	19.6	0	1		1	12.5	0	27.0	57
58 Birth injuries, postnatal asphyxia and atelectasis (760-762)				0	0	0				0	0	0	58
59 Infection of the newborn (763-768)				0	0	0				0	0	0	59
60 Other diseases peculiar to early infancy, and immaturity unqualified (769-776)				0	0	0	2	2		25.0	46.5	0	60
61 Senility, without mention of psychosis (794)				0	0	0				0	0	0	61
62 Ill-defined and unknown causes (780-793, 795)				0	0	0	3	1	2	37.5	23.3	54.1	62
63 Motor vehicle accidents (E810-E835)	2	2		30.3	39.2	0	6	4	2	75.0	93.0	54.1	63
64 All other accidents (E800-E802, E840-E962)	2	2		30.3	39.2	0	2	1	1	25.0	23.3	27.0	64
65 Suicide (E963, E970-E979)				0	0	0				0	0	0	65
66 Homicide (E964, E980-E985)	1		1	15.2	0	66.7	1		1	12.5	0	27.0	66
67 All other diseases (residual)	7	3	4	106.1	58.8	266.7	4	3	1	50.0	69.8	27.0	67

TABLE XIII VITAL STATISTICS, BY COUNTY, BY RACE, GEORGIA, 1967

ITEM	PAULDING						PEACH						
	Number			Rate or Ratio *			Number			Rate or Ratio *			
	Total	White	Non-White	Total	White	Non-White	Total	White	Non-White	Total	White	Non-White	
1 Estimated population as of July 1	16,500	14,800	1,700				14,900	6,100	8,800				1
<b>LIVE BIRTHS</b>													
2 Total	299	270	29	18.1	18.2	17.1	340	115	225	22.8	18.9	25.6	2
3 Delivered in hospital	297	269	28	99.3%	99.6%	96.6%	251	114	137	73.8%	99.1%	60.9%	3
4 Delivered in home by physician	2	1	1	0.7%	0.4%	3.4%	7	1	6	2.1%	0.9%	2.7%	4
5 Delivered in home by midwife	—	—	—	0%	0%	0%	82	—	82	24.1%	0%	36.4%	5
6 Other deliveries	—	—	—	0%	0%	0%	—	—	—	0%	0%	0%	6
7 Immature births	19	17	2	63.5	63.0	69.0	25	5	20	73.5	43.5	88.9	7
8 Live births to unwed mothers	12	5	7	40.1	18.5	241.4	46	3	43	135.3	26.1	191.1	8
<b>FETAL DEATHS</b>													
9 Total	3	3	—	10.0	11.1	0	2	1	1	5.9	8.7	4.4	9
10 Under 20 weeks gestation	2	2	—	6.7	7.4	0	—	—	—	0	0	0	10
11 20-27 weeks gestation	1	1	—	3.3	3.7	0	1	1	—	2.9	8.7	0	11
12 28 weeks and more	—	—	—	0	0	0	1	—	1	2.9	0	4.4	12
13 Unknown length of gestation	—	—	—	0	0	0	—	—	—	0	0	0	13
<b>DEATHS</b>													
14 Total, all ages	109	102	7	660.6	689.2	411.8	113	55	58	758.4	901.6	659.1	14
15 Under 1 year	4	4	—	13.4	14.8	0	10	1	9	29.4	8.7	40.0	15
16 Under 28 days	2	2	—	6.7	7.4	0	6	—	6	17.6	0	26.7	16
17 Deaths from immaturity	—	—	—	0	0	0	2	—	2	5.9	0	8.9	17
18 1-4 years **	—	—	—	0	0	0	3	1	2	—	0	0	18
19 Maternal deaths	—	—	—	0	0	0	—	—	—	0	0	0	19
<b>CAUSE OF DEATH</b>													
20 Tuberculosis, all forms (001-019)	—	—	—	0	0	0	—	—	—	0	0	0	20
21 Syphilis and its sequelae (020-029)	—	—	—	0	0	0	—	—	—	0	0	0	21
22 Typhoid fever (040)	—	—	—	0	0	0	—	—	—	0	0	0	22
23 Dysentery, all forms (045-048)	—	—	—	0	0	0	—	—	—	0	0	0	23
24 Scarlet fever (050)	—	—	—	0	0	0	—	—	—	0	0	0	24
25 Streptococcal sore throat (051)	—	—	—	0	0	0	—	—	—	0	0	0	25
26 Diphtheria (055)	—	—	—	0	0	0	—	—	—	0	0	0	26
27 Whooping cough (056)	—	—	—	0	0	0	—	—	—	0	0	0	27
28 Meningococcal infections (057)	—	—	—	0	0	0	—	—	—	0	0	0	28
29 Acute poliomyelitis (080)	—	—	—	0	0	0	—	—	—	0	0	0	29
30 Acute infectious encephalitis (082)	—	—	—	0	0	0	—	—	—	0	0	0	30
31 Smallpox (084)	—	—	—	0	0	0	—	—	—	0	0	0	31
32 Measles (085)	—	—	—	0	0	0	—	—	—	0	0	0	32
33 Typhus and other rickettsial diseases (100-103, 105-108)	—	—	—	0	0	0	—	—	—	0	0	0	33
34 Rocky Mountain spotted fever (104)	—	—	—	0	0	0	—	—	—	0	0	0	34
35 Malaria (110-117)	1	1	—	6.1	6.8	0	—	—	—	0	0	0	35
36 All other diseases classified as infective and parasitic (030-039, 041-044, 049, 052-054, 059-074, 081, 083, 086-096, 120-138)	12	12	—	72.7	81.1	0	18	9	9	120.8	147.5	102.3	36
37 Malignant neoplasms, including neoplasms of lymphatic and haematopoietic tissues (140-205)	—	—	—	0	0	0	—	—	—	0	0	0	37
38 Benign and unspecified neoplasms (210-239)	—	—	—	0	0	0	—	—	—	0	0	0	38
39 Diabetes mellitus (260)	1	1	—	6.1	6.8	0	4	3	1	26.8	49.2	11.4	39
40 Pellagra (281)	—	—	—	0	0	0	—	—	—	0	0	0	40
41 Anemias (290-293)	—	—	—	0	0	0	—	—	—	0	0	0	41
42 Vascular lesions affecting central nervous system (330-334)	26	24	2	157.6	162.2	117.6	13	8	5	87.2	131.1	56.8	42
43 Nonmeningococcal meningitis (340)	—	—	—	0	0	0	—	—	—	0	0	0	43
44 Rheumatic fever (400-402)	—	—	—	0	0	0	—	—	—	0	0	0	44
45 Heart diseases (410-443)	32	30	2	193.9	202.7	117.6	39	24	15	261.7	393.4	170.5	45
46 Hypertension without mention of heart (444-447)	1	1	—	6.1	6.8	0	2	—	2	13.4	0	22.7	46
47 Influenza and pneumonia (480-483, 490-493)	4	4	—	24.2	27.0	0	5	1	4	33.6	16.4	45.5	47
48 Bronchitis (500-502)	1	—	—	6.1	0	58.8	—	—	—	0	0	0	48
49 Ulcer of stomach and duodenum (540, 541)	1	1	—	6.1	6.8	0	1	—	1	6.7	0	11.4	49
50 Appendicitis (550-553)	—	—	—	0	0	0	—	—	—	0	0	0	50
51 Intestinal obstruction and hernia (560, 561, 570)	—	—	—	0	0	0	1	1	—	6.7	16.4	0	51
52 Gastritis, duodenitis, enteritis and colitis (except diarrhea of the newborn) (543, 571, 572)	—	—	—	0	0	0	—	—	—	0	0	0	52
53 Cirrhosis of liver (581)	3	3	—	18.2	20.3	0	—	—	—	0	0	0	53
54 Nephritis and nephrosis (590-594)	1	1	—	6.1	6.8	0	1	—	1	6.7	0	11.4	54
55 Hyperplasia of prostate (610)	—	—	—	0	0	0	—	—	—	0	0	0	55
56 Complications of pregnancy, childbirth and the puerperium (640-652, 670-689)	—	—	—	0	0	0	—	—	—	0	0	0	56
57 Congenital malformations (750-759)	1	1	—	6.1	6.8	0	2	1	1	13.4	16.4	11.4	57
58 Birth injuries, postnatal asphyxia and atelectasis (760-762)	1	1	—	6.1	6.8	0	—	—	—	0	0	0	58
59 Infection of the newborn (763-768)	1	1	—	6.1	6.8	0	1	—	1	6.7	0	11.4	59
60 Other diseases peculiar to early infancy, and immaturity unqualified (769-776)	—	—	—	0	0	0	5	—	5	33.6	0	56.8	60
61 Senility, without mention of psychosis (794)	—	—	—	0	0	0	—	—	—	0	0	0	61
62 Ill-defined and unknown causes (780-793, 795)	1	1	—	6.1	6.8	0	2	—	2	13.4	0	22.7	62
63 Motor vehicle accidents (E810-E835)	6	5	1	36.4	33.8	58.8	7	4	3	47.0	65.6	34.1	63
64 All other accidents (E800-E802, E840-E962)	1	1	—	6.1	6.8	0	3	—	3	20.1	0	34.1	64
65 Suicide (E963, E970-E979)	4	3	1	24.2	20.3	58.8	2	1	1	13.4	16.4	11.4	65
66 Homicide (E964, E980-E985)	2	2	—	12.1	13.5	0	1	1	—	6.7	16.4	0	66
67 All other diseases (residual)	9	9	—	54.5	60.8	0	6	2	4	40.3	32.8	45.5	67

72 TABLE XIII VITAL STATISTICS, BY COUNTY, BY RACE, GEORGIA, 1967

ITEM	PICKENS						PIERCE					
	Number			Rate or Ratio *			Number			Rate or Ratio *		
	Total	White	Non-White	Total	White	Non-White	Total	White	Non-White	Total	White	Non-White
1 Estimated population as of July 1	9,500	9,100	400				10,200	7,900	2,300			
<b>LIVE BIRTHS</b>												
2 Total	172	163	9	18.1	17.9	22.5	158	112	46	15.5	14.2	20.0
3 Delivered in hospital	172	163	9	100.0%	100.0%	100.0%	158	112	46	100.0%	100.0%	100.0%
4 Delivered in home by physician				0%	0%	0%				0%	0%	0%
5 Delivered in home by midwife				0%	0%	0%				0%	0%	0%
6 Other deliveries				0%	0%	0%				0%	0%	0%
7 Immature births	13	12	1	75.6	73.6	111.1	8	4	4	50.6	35.7	87.0
8 Live births to unwed mothers	4	1	3	23.3	6.1	333.3	15	2	13	94.9	17.9	282.6
<b>FETAL DEATHS</b>												
9 Total	2	2		11.6	12.3	0	5	5		31.6	44.6	0
10 Under 20 weeks gestation				0	0	0	3	3		19.0	26.8	0
11 20-27 weeks gestation				0	0	0				0	0	0
12 28 weeks and more				0	0	0	1	1		6.3	8.9	0
13 Unknown length of gestation	2	2		11.6	12.3	0	1	1		6.3	8.9	0
<b>DEATHS</b>												
14 Total, all ages	92	85	7	968.4	934.1	1750.0	100	73	27	980.4	924.1	1173.9
15 Under 1 year	1	1		5.8	6.1	0	5	2	3	31.6	17.9	65.2
16 Under 28 days	1	1		5.8	6.1	0	2	1	1	12.7	8.9	21.7
17 Deaths from immaturity				0	0	0	2	1	1	12.7	8.9	21.7
18 1-4 years **	1	1					1	1				
19 Maternal deaths				0	0	0				0	0	0
<b>CAUSE OF DEATH</b>												
20 Tuberculosis, all forms (001-019)				0	0	0				0	0	0
21 Syphilis and its sequelae (020-029)	1		1	10.5	0	250.0				0	0	0
22 Typhoid fever (040)				0	0	0				0	0	0
23 Dysentery, all forms (045-048)				0	0	0				0	0	0
24 Scarlet fever (050)				0	0	0				0	0	0
25 Streptococcal sore throat (051)				0	0	0				0	0	0
26 Diphtheria (055)				0	0	0				0	0	0
27 Whooping cough (056)				0	0	0				0	0	0
28 Meningococcal infections (057)				0	0	0				0	0	0
29 Acute poliomyelitis (080)				0	0	0				0	0	0
30 Acute infectious encephalitis (082)				0	0	0				0	0	0
31 Smallpox (084)				0	0	0				0	0	0
32 Measles (085)				0	0	0				0	0	0
33 Typhus and other rickettsial diseases (100-103, 105-108)				0	0	0				0	0	0
34 Rocky Mountain spotted fever (104)				0	0	0				0	0	0
35 Malaria (110-117)				0	0	0				0	0	0
36 All other diseases classified as infective and parasitic (030-039, 041-044, 049, 052-054, 059-074, 081, 083, 086-096, 120-138)				0	0	0	1		1	9.8	0	43.5
37 Malignant neoplasms, including neoplasms of lymphatic and haematopoietic tissues (140-205)	12	11	1	126.3	120.9	250.0	12	8	4	117.6	101.3	173.9
38 Benign and unspecified neoplasms (210-239)				0	0	0				0	0	0
39 Diabetes mellitus (260)	2	2		21.1	22.0	0	1	1		9.8	12.7	0
40 Pellagra (281)				0	0	0				0	0	0
41 Anemias (290-293)				0	0	0				0	0	0
42 Vascular lesions affecting central nervous system (330-334)	19	17	2	200.0	186.8	500.0	9	7	2	88.2	88.6	87.0
43 Nonmeningococcal meningitis (340)				0	0	0	1	1		9.8	12.7	0
44 Rheumatic fever (400-402)				0	0	0				0	0	0
45 Heart diseases (410-443)	33	31	2	347.4	340.7	500.0	36	31	5	352.9	392.4	217.4
46 Hypertension without mention of heart (444-447)	1	1		10.5	11.0	0				0	0	0
47 Influenza and pneumonia (480-483, 490-493)	3	3		31.6	33.0	0	6	1	5	58.8	12.7	217.4
48 Bronchitis (500-502)				0	0	0	2	2		19.6	25.3	0
49 Ulcer of stomach and duodenum (540, 541)				0	0	0				0	0	0
50 Appendicitis (550-553)				0	0	0				0	0	0
51 Intestinal obstruction and hernia (560, 561, 570)	1	1		10.5	11.0	0				0	0	0
52 Gastritis, duodenitis, enteritis and colitis (except diarrhea of the newborn) (543, 571, 572)				0	0	0				0	0	0
53 Cirrhosis of liver (581)	1	1		10.5	11.0	0				0	0	0
54 Nephritis and nephrosis (590-594)				0	0	0	2	2		19.6	25.3	0
55 Hyperplasia of prostate (610)	1	1		10.5	11.0	0				0	0	0
56 Complications of pregnancy, childbirth and the puerperium (640-652, 670-689)				0	0	0				0	0	0
57 Congenital malformations (750-759)				0	0	0				0	0	0
58 Birth injuries, postnatal asphyxia and atelectasis (760-762)	1	1		10.5	11.0	0				0	0	0
59 Infection of the newborn (763-768)				0	0	0				0	0	0
60 Other diseases peculiar to early infancy, and immaturity unqualified (769-776)				0	0	0	2	1	1	19.6	12.7	43.5
61 Senility, without mention of psychosis (794)				0	0	0				0	0	0
62 Ill-defined and unknown causes (780-793, 795)				0	0	0	3	1	2	29.4	12.7	87.0
63 Motor vehicle accidents (E810-E835)	3	3		31.6	33.0	0	5	5		49.0	63.3	0
64 All other accidents (E800-E802, E840-E962)	4	4		42.1	44.0	0	7	3	4	68.6	38.0	173.9
65 Suicide (E963, E970-E979)				0	0	0				0	0	0
66 Homicide (E964, E980-E985)				0	0	0	2		2	19.6	0	87.0
67 All other diseases (residual)	10	9	1	105.3	98.9	250.0	11	10	1	107.8	126.6	43.5

TABLE XIII VITAL STATISTICS, BY COUNTY, BY RACE, GEORGIA, 1967

ITEM	PIKE						POLK						
	Number			Rate or Ratio *			Number			Rate or Ratio *			
	Total	White	Non-White	Total	White	Non-White	Total	White	Non-White	Total	White	Non-White	
1 Estimated population as of July 1	7,500	4,000	3,500				29,100	24,000	5,100				1
<b>LIVE BIRTHS</b>													
2 Total	132	43	89	17.6	10.8	25.4	558	425	133	19.2	17.7	26.1	2
3 Delivered in hospital	75	41	34	56.8%	95.3%	38.2%	539	424	115	96.6%	99.8%	86.5%	3
4 Delivered in home by physician	-	-	-	0%	0%	0%	3	-	3	0.5%	0%	2.3%	4
5 Delivered in home by midwife	56	1	55	42.4%	2.3%	61.8%	16	1	15	2.9%	0.2%	11.3%	5
6 Other deliveries	1	1	-	0.8%	2.3%	0%	-	-	-	0%	0%	0%	6
7 Immature births	18	7	11	136.4	162.8	123.6	46	26	20	82.4	61.2	150.4	7
8 Live births to unwed mothers	21	-	21	159.1	0	236.0	48	13	35	86.0	30.6	263.2	8
<b>FETAL DEATHS</b>													
9 Total	4	2	2	30.3	46.5	22.5	10	8	2	17.9	18.8	15.0	9
10 Under 20 weeks gestation	1	1	-	7.6	23.3	0	-	-	-	0	0	0	10
11 20-27 weeks gestation	-	-	-	0	0	0	1	1	-	1.8	2.4	0	11
12 28 weeks and more	3	1	2	22.7	23.3	22.5	7	6	1	12.5	14.1	7.5	12
13 Unknown length of gestation	-	-	-	0	0	0	2	1	1	3.6	2.4	7.5	13
<b>DEATHS</b>													
14 Total, all ages	74	44	30	986.7	1100.0	857.1	299	255	44	1027.5	1062.5	862.7	14
15 Under 1 year	4	1	3	30.3	23.3	33.7	16	11	5	28.7	25.9	37.6	15
16 Under 28 days	2	1	1	15.2	23.3	11.2	12	8	4	21.5	18.8	30.1	16
17 Deaths from immaturity	-	-	-	0	0	0	1	-	1	1.8	0	7.5	17
18 1-4 years **	1	-	1	0	0	0	4	3	1	0	0	0	18
19 Maternal deaths	-	-	-	0	0	0	-	-	-	0	0	0	19
<b>CAUSE OF DEATH</b>													
20 Tuberculosis, all forms (001-019)	-	-	-	0	0	0	3	1	2	10.3	4.2	39.2	20
21 Syphilis and its sequelae (020-029)	-	-	-	0	0	0	1	1	-	3.4	4.2	0	21
22 Typhoid fever (040)	-	-	-	0	0	0	-	-	-	0	0	0	22
23 Dysentery, all forms (045-048)	-	-	-	0	0	0	-	-	-	0	0	0	23
24 Scarlet fever (050)	-	-	-	0	0	0	-	-	-	0	0	0	24
25 Streptococcal sore throat (051)	-	-	-	0	0	0	-	-	-	0	0	0	25
26 Diphtheria (055)	-	-	-	0	0	0	-	-	-	0	0	0	26
27 Whooping cough (056)	-	-	-	0	0	0	-	-	-	0	0	0	27
28 Meningococcal infections (057)	-	-	-	0	0	0	1	1	-	3.4	4.2	0	28
29 Acute poliomyelitis (080)	-	-	-	0	0	0	-	-	-	0	0	0	29
30 Acute infectious encephalitis (082)	-	-	-	0	0	0	-	-	-	0	0	0	30
31 Smallpox (084)	-	-	-	0	0	0	-	-	-	0	0	0	31
32 Measles (085)	1	-	1	13.3	0	28.6	-	-	-	0	0	0	32
33 Typhus and other rickettsial diseases (100-103, 105-108)	-	-	-	0	0	0	-	-	-	0	0	0	33
34 Rocky Mountain spotted fever (104)	-	-	-	0	0	0	-	-	-	0	0	0	34
35 Malaria (110-117)	-	-	-	0	0	0	-	-	-	0	0	0	35
36 All other diseases classified as infective and parasitic (030-039, 041-044, 049, 052-054, 059-074, 081, 083, 086-096, 120-138)	-	-	-	0	0	0	1	1	-	3.4	4.2	0	36
37 Malignant neoplasms, including neoplasms of lymphatic and haematopoietic tissues (140-205)	12	9	3	160.0	225.0	85.7	39	34	5	134.0	141.7	98.0	37
38 Benign and unspecified neoplasms (210-239)	-	-	-	0	0	0	3	3	-	10.3	12.5	0	38
39 Diabetes mellitus (240)	-	-	-	0	0	0	-	-	-	0	0	0	39
40 Pellagra (281)	-	-	-	0	0	0	-	-	-	0	0	0	40
41 Anemias (290-293)	-	-	-	0	0	0	-	-	-	0	0	0	41
42 Vascular lesions affecting central nervous system (330-334)	16	8	8	213.3	200.0	228.6	35	30	5	120.3	125.0	98.0	42
43 Nonmeningococcal meningitis (340)	-	-	-	0	0	0	1	1	-	3.4	4.2	0	43
44 Rheumatic fever (400-402)	-	-	-	0	0	0	-	-	-	0	0	0	44
45 Heart diseases (410-443)	22	12	10	293.3	300.0	285.7	135	117	18	463.9	487.5	352.9	45
46 Hypertension without mention of heart (444-447)	-	-	-	0	0	0	6	5	1	20.6	20.8	19.6	46
47 Influenza and pneumonia (480-483, 490-493)	4	3	1	53.3	75.0	28.6	6	5	1	20.6	20.8	19.6	47
48 Bronchitis (500-502)	-	-	-	0	0	0	2	2	-	6.9	8.3	0	48
49 Ulcer of stomach and duodenum (540, 541)	-	-	-	0	0	0	1	1	-	3.4	4.2	0	49
50 Appendicitis (550-553)	-	-	-	0	0	0	-	-	-	0	0	0	50
51 Intestinal obstruction and hernia (560, 561, 570)	-	-	-	0	0	0	2	1	1	6.9	4.2	19.6	51
52 Gastritis, duodenitis, enteritis and colitis (except diarrhea of the newborn) (543, 571, 572)	-	-	-	0	0	0	1	1	-	3.4	4.2	0	52
53 Cirrhosis of liver (581)	-	-	-	0	0	0	1	1	-	3.4	4.2	0	53
54 Nephritis and nephrosis (590-594)	1	-	1	13.3	0	28.6	2	1	1	6.9	4.2	19.6	54
55 Hyperplasia of prostate (610)	-	-	-	0	0	0	-	-	-	0	0	0	55
56 Complications of pregnancy, childbirth and the puerperium (640-652, 670-689)	-	-	-	0	0	0	-	-	-	0	0	0	56
57 Congenital malformations (750-759)	-	-	-	0	0	0	3	3	-	10.3	12.5	0	57
58 Birth injuries, postnatal asphyxia and atelectasis (760-762)	-	-	-	0	0	0	2	2	-	6.9	8.3	0	58
59 Infection of the newborn (763-768)	-	-	-	0	0	0	-	-	-	0	0	0	59
60 Other diseases peculiar to early infancy, and immaturity unqualified (769-776)	2	1	1	26.7	25.0	28.6	7	4	3	24.1	16.7	58.8	60
61 Senility, without mention of psychosis (794)	-	-	-	0	0	0	1	-	1	3.4	0	19.6	61
62 Ill-defined and unknown causes (780-793, 795)	-	-	-	0	0	0	2	2	-	6.9	8.3	0	62
63 Motor vehicle accidents (E810-E835)	3	1	2	40.0	25.0	57.1	8	7	1	27.5	29.2	19.6	63
64 All other accidents (E800-E802, E840-E862)	4	1	3	53.3	25.0	85.7	6	4	2	20.6	16.7	39.2	64
65 Suicide (E963, E970-E979)	1	1	-	13.3	25.0	0	5	5	-	17.2	20.8	0	65
66 Homicide (E964, E980-E985)	-	-	-	0	0	0	4	3	1	13.7	12.5	19.6	66
67 All other diseases (residual)	8	8	-	106.7	200.0	0	21	19	2	72.2	79.2	39.2	67

TABLE XIII VITAL STATISTICS, BY COUNTY, BY RACE, GEORGIA, 1967

ITEM	PULASKI						PUTNAM						
	Number			Rate or Ratio *			Number			Rate or Ratio *			
	Total	White	Non-White	Total	White	Non-White	Total	White	Non-White	Total	White	Non-White	
1 Estimated population as of July 1	8,600	4,800	3,800				8,200	3,700	4,500				1
<b>LIVE BIRTHS</b>													
2 Total	149	76	73	17.3	15.8	19.2	189	64	125	23.0	17.3	27.8	2
3 Delivered in hospital	94	68	26	63.1%	89.5%	35.6%	135	62	73	71.4%	96.9%	58.4%	3
4 Delivered in home by physician	3	—	3	2.0%	0%	4.1%	—	—	—	0%	0%	0%	4
5 Delivered in home by midwife	52	8	44	34.9%	10.5%	60.3%	—	—	—	0%	0%	0%	5
6 Other deliveries	—	—	—	0%	0%	0%	54	2	52	28.6%	3.1%	41.6%	6
7 Immature births	16	5	11	107.4	65.8	150.7	—	—	—	0%	0%	0%	7
8 Live births to unwed mothers	28	3	25	187.9	39.5	342.5	16	1	15	84.7	15.6	120.0	8
<b>FETAL DEATHS</b>													
9 Total	6	3	3	40.3	39.5	41.1	5	1	4	26.5	15.6	32.0	9
10 Under 20 weeks gestation	3	1	2	20.1	13.2	27.4	1	—	1	5.3	0	8.0	10
11 20-27 weeks gestation	—	—	—	0	0	0	1	1	—	5.3	15.6	0	11
12 28 weeks and more	3	2	1	20.1	26.3	13.7	2	—	2	10.6	0	16.0	12
13 Unknown length of gestation	—	—	—	0	0	0	1	—	1	5.3	0	8.0	13
<b>DEATHS</b>													
14 Total, all ages	104	63	41	1209.3	1312.5	1078.9	73	43	30	890.2	1162.2	666.7	14
15 Under 1 year	9	5	4	60.4	65.8	54.8	4	2	2	21.2	31.3	16.0	15
16 Under 28 days	4	3	1	26.8	39.5	13.7	4	2	2	21.2	31.3	16.0	16
17 Deaths from immaturity	2	1	1	13.4	13.2	13.7	2	—	2	10.6	0	16.0	17
18 1-4 years **	4	2	2	—	—	—	—	—	—	—	—	—	18
19 Maternal deaths	—	—	—	0	0	0	—	—	—	0	0	0	19
<b>CAUSE OF DEATH</b>													
20 Tuberculosis, all forms (001-019)	—	—	—	0	0	0	—	—	—	0	0	0	20
21 Syphilis and its sequelae (020-029)	—	—	—	0	0	0	—	—	—	0	0	0	21
22 Typhoid fever (040)	—	—	—	0	0	0	—	—	—	0	0	0	22
23 Dysentery, all forms (045-048)	—	—	—	0	0	0	—	—	—	0	0	0	23
24 Scarlet fever (050)	—	—	—	0	0	0	—	—	—	0	0	0	24
25 Streptococcal sore throat (051)	—	—	—	0	0	0	—	—	—	0	0	0	25
26 Diphtheria (055)	—	—	—	0	0	0	—	—	—	0	0	0	26
27 Whooping cough (056)	—	—	—	0	0	0	—	—	—	0	0	0	27
28 Meningococcal infections (057)	—	—	—	0	0	0	—	—	—	0	0	0	28
29 Acute poliomyelitis (080)	—	—	—	0	0	0	—	—	—	0	0	0	29
30 Acute infectious encephalitis (082)	—	—	—	0	0	0	—	—	—	0	0	0	30
31 Smallpox (084)	—	—	—	0	0	0	—	—	—	0	0	0	31
32 Measles (085)	—	—	—	0	0	0	—	—	—	0	0	0	32
33 Typhus and other rickettsial diseases (100-103, 105-108)	—	—	—	0	0	0	—	—	—	0	0	0	33
34 Rocky Mountain spotted fever (104)	—	—	—	0	0	0	—	—	—	0	0	0	34
35 Malaria (110-117)	—	—	—	0	0	0	—	—	—	0	0	0	35
36 All other diseases classified as infective and parasitic (030-039, 041-044, 049, 052-054, 059-074, 081, 083, 086-096, 120-138)	—	—	—	0	0	0	1	1	—	12.2	27.0	0	36
37 Malignant neoplasms, including neoplasms of lymphatic and haematopoietic tissues (140-205)	12	8	4	139.5	166.7	105.3	10	6	4	122.0	162.2	88.9	37
38 Benign and unspecified neoplasms (210-239)	—	—	—	0	0	0	1	—	1	12.2	0	22.2	38
39 Diabetes mellitus (240)	1	1	—	11.6	20.8	0	—	—	—	0	0	0	39
40 Pellagra (281)	—	—	—	0	0	0	—	—	—	0	0	0	40
41 Anemias (290-293)	1	—	1	11.6	0	26.3	—	—	—	0	0	0	41
42 Vascular lesions affecting central nervous system (330-334)	10	6	4	116.3	125.0	105.3	6	3	3	73.2	81.1	66.7	42
43 Nonmeningococcal meningitis (340)	1	—	1	11.6	0	26.3	—	—	—	0	0	0	43
44 Rheumatic fever (400-402)	—	—	1	11.6	0	26.3	—	—	—	0	0	0	44
45 Heart diseases (410-443)	29	18	11	337.2	375.0	289.5	27	16	11	329.3	432.4	244.4	45
46 Hypertension without mention of heart (444-447)	2	1	1	23.3	20.8	26.3	2	2	2	24.4	0	44.4	46
47 Influenza and pneumonia (480-483, 490-493)	5	3	2	58.1	62.5	52.6	4	4	—	48.8	108.1	0	47
48 Bronchitis (500-502)	—	—	—	0	0	0	—	—	—	0	0	0	48
49 Ulcer of stomach and duodenum (540, 541)	—	—	—	0	0	0	—	—	—	0	0	0	49
50 Appendicitis (550-553)	—	—	—	0	0	0	—	—	—	0	0	0	50
51 Intestinal obstruction and hernia (560, 561, 570)	1	—	1	11.6	0	26.3	—	—	—	0	0	0	51
52 Gastritis, duodenitis, enteritis and colitis (except diarrhea of the newborn) (543, 571, 572)	1	1	—	11.6	20.8	0	—	—	—	0	0	0	52
53 Cirrhosis of liver (581)	—	—	—	0	0	0	—	—	—	0	0	0	53
54 Nephritis and nephrosis (590-594)	3	2	1	34.9	41.7	26.3	—	—	—	0	0	0	54
55 Hyperplasia of prostate (610)	—	—	—	0	0	0	—	—	—	0	0	0	55
56 Complications of pregnancy, childbirth and the puerperium (640-652, 670-689)	—	—	—	0	0	0	—	—	—	0	0	0	56
57 Congenital malformations (750-759)	4	4	—	46.5	83.3	0	2	2	—	24.4	54.1	0	57
58 Birth injuries, postnatal asphyxia and atelectasis (760-762)	1	1	—	11.6	20.8	0	1	1	—	12.2	27.0	0	58
59 Infection of the newborn (763-768)	—	—	—	0	0	0	—	—	—	0	0	0	59
60 Other diseases peculiar to early infancy, and immaturity unqualified (769-776)	3	1	2	34.9	20.8	52.6	2	—	2	24.4	0	44.4	60
61 Senility, without mention of psychosis (794)	1	—	1	11.6	0	26.3	—	—	—	0	0	0	61
62 Ill-defined and unknown causes (780-793, 795)	5	1	4	58.1	20.8	105.3	—	—	—	0	0	0	62
63 Motor vehicle accidents (E810-E835)	4	2	2	46.5	41.7	52.6	4	2	2	48.8	54.1	44.4	63
64 All other accidents (E800-E802, E840-E962)	7	5	2	81.4	104.2	52.6	3	2	1	36.6	54.1	22.2	64
65 Suicide (E963, E970-E979)	1	—	1	11.6	0	26.3	3	2	1	36.6	54.1	22.2	65
66 Homicide (E964, E980-E985)	—	—	—	0	0	0	1	—	1	12.2	0	22.2	66
67 All other diseases (residual)	11	9	2	127.9	187.5	52.6	6	4	2	73.2	108.1	44.4	67



TABLE XIII VITAL STATISTICS, BY COUNTY, BY RACE, GEORGIA, 1967

ITEM	QUITMAN						RABUN						
	Number			Rate or Ratio *			Number			Rate or Ratio *			
	Total	White	Non-White	Total	White	Non-White	Total	White	Non-White	Total	White	Non-White	
1 Estimated population as of July 1	2,500	800	1,700				7,900	7,800	100				1
<b>LIVE BIRTHS</b>													
2 Total	51	10	41	20.4	12.5	24.1	128	127	1	16.2	16.3	10.0	2
3 Delivered in hospital	23	10	13	45.1%	100.0%	31.7%	128	127	1	100.0%	100.0%	100.0%	3
4 Delivered in home by physician	1	—	1	2.0%	0%	2.4%	—	—	—	0%	0%	0%	4
5 Delivered in home by midwife	26	—	26	51.0%	0%	63.4%	—	—	—	0%	0%	0%	5
6 Other deliveries	1	—	1	2.0%	0%	2.4%	—	—	—	0%	0%	0%	6
7 Immature births	5	1	4	98.0	100.0	97.6	11	11	—	85.9	86.6	0	7
8 Live births to unwed mothers	8	—	8	156.9	0	195.1	9	9	—	70.3	70.9	0	8
<b>FETAL DEATHS</b>													
9 Total	—	—	—	0	0	0	8	8	—	62.5	63.0	0	9
10 Under 20 weeks gestation	—	—	—	0	0	0	5	5	—	39.1	39.4	0	10
11 20-27 weeks gestation	—	—	—	0	0	0	—	—	—	0	0	0	11
12 28 weeks and more	—	—	—	0	0	0	3	3	—	23.4	23.6	0	12
13 Unknown length of gestation	—	—	—	0	0	0	—	—	—	0	0	0	13
<b>DEATHS</b>													
14 Total, all ages	16	7	9	640.0	875.0	529.4	77	74	3	974.7	948.7	3000.0	14
15 Under 1 year	—	—	—	0	0	0	2	2	—	15.6	15.7	0	15
16 Under 28 days	—	—	—	0	0	0	1	1	—	7.8	7.9	0	16
17 Deaths from immaturity	—	—	—	0	0	0	—	—	—	0	0	0	17
18 1-4 years **	—	—	—	—	—	—	—	—	—	—	—	—	18
19 Maternal deaths	—	—	—	0	0	0	—	—	—	0	0	0	19
<b>CAUSE OF DEATH</b>													
20 Tuberculosis, all forms (001-019)	1	—	1	40.0	0	58.8	—	—	—	0	0	0	20
21 Syphilis and its sequelae (020-029)	—	—	—	0	0	0	—	—	—	0	0	0	21
22 Typhoid fever (040)	—	—	—	0	0	0	—	—	—	0	0	0	22
23 Dysentery, all forms (045-048)	—	—	—	0	0	0	—	—	—	0	0	0	23
24 Scarlet fever (050)	—	—	—	0	0	0	—	—	—	0	0	0	24
25 Streptococcal sore throat (051)	—	—	—	0	0	0	—	—	—	0	0	0	25
26 Diphtheria (055)	—	—	—	0	0	0	—	—	—	0	0	0	26
27 Whooping cough (056)	—	—	—	0	0	0	—	—	—	0	0	0	27
28 Meningococcal infections (057)	—	—	—	0	0	0	—	—	—	0	0	0	28
29 Acute poliomyelitis (080)	—	—	—	0	0	0	—	—	—	0	0	0	29
30 Acute infectious encephalitis (082)	—	—	—	0	0	0	—	—	—	0	0	0	30
31 Smallpox (084)	—	—	—	0	0	0	—	—	—	0	0	0	31
32 Measles (085)	—	—	—	0	0	0	—	—	—	0	0	0	32
33 Typhus and other rickettsial diseases (100-103, 105-108)	—	—	—	0	0	0	—	—	—	0	0	0	33
34 Rocky Mountain spotted fever (104)	—	—	—	0	0	0	—	—	—	0	0	0	34
35 Malaria (110-117)	—	—	—	0	0	0	—	—	—	0	0	0	35
36 All other diseases classified as infective and parasitic (030-039, 041-044, 049, 052-054, 059-074, 081, 083, 086-096, 120-138)	—	—	—	0	0	0	—	—	—	0	0	0	36
37 Malignant neoplasms, including neoplasms of lymphatic and haematopoietic tissues (140-205)	1	—	1	40.0	0	58.8	15	14	1	189.9	179.5	1000.0	37
38 Benign and unspecified neoplasms (210-239)	—	—	—	0	0	0	—	—	—	0	0	0	38
39 Diabetes mellitus (260)	—	—	—	0	0	0	3	3	—	38.0	38.5	0	39
40 Pellagra (281)	—	—	—	0	0	0	—	—	—	0	0	0	40
41 Anemias (290-293)	—	—	—	0	0	0	1	1	—	12.7	12.8	0	41
42 Vascular lesions affecting central nervous system (330-334)	3	2	1	120.0	250.0	58.8	8	8	—	101.3	102.6	0	42
43 Nonmeningococcal meningitis (340)	—	—	—	0	0	0	—	—	—	0	0	0	43
44 Rheumatic fever (400-402)	—	—	—	0	0	0	—	—	—	0	0	0	44
45 Heart diseases (410-443)	6	2	4	240.0	250.0	235.3	27	26	1	341.8	333.3	1000.0	45
46 Hypertension without mention of heart (444-447)	—	—	—	0	0	0	1	1	—	12.7	12.8	0	46
47 Influenza and pneumonia (480-483, 490-493)	—	—	—	0	0	0	2	1	1	25.3	12.8	1000.0	47
48 Bronchitis (500-502)	—	—	—	0	0	0	—	—	—	0	0	0	48
49 Ulcer of stomach and duodenum (540, 541)	—	—	—	0	0	0	1	1	—	12.7	12.8	0	49
50 Appendicitis (550-553)	—	—	—	0	0	0	—	—	—	0	0	0	50
51 Intestinal obstruction and hernia (560, 561, 570)	—	—	—	0	0	0	—	—	—	0	0	0	51
52 Gastritis, duodenitis, enteritis and colitis (except diarrhea of the newborn) (543, 571, 572)	—	—	—	0	0	0	—	—	—	0	0	0	52
53 Cirrhosis of liver (581)	—	—	—	0	0	0	—	—	—	0	0	0	53
54 Nephritis and nephrosis (590-594)	—	—	—	0	0	0	—	—	—	0	0	0	54
55 Hyperplasia of prostate (610)	1	—	1	40.0	0	58.8	—	—	—	0	0	0	55
56 Complications of pregnancy, childbirth and the puerperium (640-652, 670-689)	—	—	—	0	0	0	—	—	—	0	0	0	56
57 Congenital malformations (750-759)	—	—	—	0	0	0	1	1	—	12.7	12.8	0	57
58 Birth injuries, postnatal asphyxia and atelectasis (760-762)	—	—	—	0	0	0	—	—	—	0	0	0	58
59 Infection of the newborn (763-768)	—	—	—	0	0	0	—	—	—	0	0	0	59
60 Other diseases peculiar to early infancy, and immaturity unqualified (769-776)	—	—	—	0	0	0	1	1	—	12.7	12.8	0	60
61 Senility, without mention of psychosis (794)	—	—	—	0	0	0	—	—	—	0	0	0	61
62 Ill-defined and unknown causes (780-793, 795)	—	—	—	0	0	0	—	—	—	0	0	0	62
63 Motor vehicle accidents (E810-E835)	—	—	—	0	0	0	5	5	—	63.3	64.1	0	63
64 All other accidents (E800-E802, E840-E862)	2	2	—	80.0	250.0	0	5	—	—	63.3	64.1	0	64
65 Suicide (E963, E970-E979)	—	—	—	0	0	0	—	—	—	0	0	0	65
66 Homicide (E964, E980-E985)	—	—	—	0	0	0	—	—	—	0	0	0	66
67 All other diseases (residual)	2	1	1	80.0	125.0	58.8	7	7	—	88.6	89.7	0	67

TABLE XIII VITAL STATISTICS, BY COUNTY, BY RACE, GEORGIA, 1967

ITEM	RANDOLPH						RICHMOND						
	Number			Rate or Ratio *			Number			Rate or Ratio *			
	Total	White	Non-White	Total	White	Non-White	Total	White	Non-White	Total	White	Non-White	
1 Estimated population as of July 1	11,200	4,200	7,000				147,200	99,000	48,200				1
<b>LIVE BIRTHS</b>													
2 Total	179	50	129	16.0	11.9	18.4	3,053	2,022	1,031	20.7	20.4	21.4	2
3 Delivered in hospital	60	50	10	33.5%	100.0%	7.8%	3,043	2,019	1,024	99.7%	99.9%	99.3%	3
4 Delivered in home by physician	5	—	5	2.8%	0%	3.9%	9	3	6	0.3%	0.1%	0.6%	4
5 Delivered in home by midwife	114	—	114	63.7%	0%	88.4%	1	—	1	0.0%	0%	0.1%	5
6 Other deliveries	—	—	—	0%	0%	0%	—	—	—	0%	0%	0%	6
7 Immature births	19	3	16	106.1	60.0	124.0	302	148	154	98.9	73.2	149.4	7
8 Live births to unwed mothers	47	—	47	262.6	0	364.3	287	61	226	94.0	30.2	219.2	8
<b>FETAL DEATHS</b>													
9 Total	3	—	3	16.8	0	23.3	152	111	41	49.8	54.9	39.8	9
10 Under 20 weeks gestation	1	—	1	5.6	0	7.8	93	74	19	30.5	36.6	18.4	10
11 20-27 weeks gestation	1	—	1	5.6	0	7.8	15	10	5	4.9	4.9	4.8	11
12 28 weeks and more	1	—	1	5.6	0	7.8	38	25	13	12.4	12.4	12.6	12
13 Unknown length of gestation	—	—	—	0	0	0	6	2	4	2.0	1.0	3.9	13
<b>DEATHS</b>													
14 Total, all ages	129	55	74	1151.8	1309.5	1057.1	1,337	812	525	908.3	820.2	1089.2	14
15 Under 1 year	5	1	4	27.9	20.0	31.0	70	33	37	22.9	16.3	35.9	15
16 Under 28 days	2	1	1	11.2	20.0	7.8	49	22	27	16.0	10.9	26.2	16
17 Deaths from immaturity	—	—	—	0	0	0	14	4	10	4.6	2.0	9.7	17
18 1-4 years * *	1	—	1	—	—	—	16	10	6	—	—	—	18
19 Maternal deaths	—	—	—	0	0	0	1	—	1	3.3	0	9.7	19
<b>CAUSE OF DEATH</b>													
20 Tuberculosis, all forms (001-019)	—	—	—	0	0	0	8	6	2	5.4	6.1	4.1	20
21 Syphilis and its sequelae (020-029)	—	—	—	0	0	0	1	1	—	0.7	1.0	0	21
22 Typhoid fever (040)	—	—	—	0	0	0	—	—	—	0	0	0	22
23 Dysentery, all forms (045-048)	—	—	—	0	0	0	1	1	—	0.7	1.0	0	23
24 Scarlet fever (050)	—	—	—	0	0	0	—	—	—	0	0	0	24
25 Streptococcal sore throat (051)	—	—	—	0	0	0	—	—	—	0	0	0	25
26 Diphtheria (055)	—	—	—	0	0	0	—	—	—	0	0	0	26
27 Whooping cough (056)	—	—	—	0	0	0	—	—	—	0	0	0	27
28 Meningococcal infections (057)	—	—	—	0	0	0	1	—	1	0.7	0	2.1	28
29 Acute poliomyelitis (080)	—	—	—	0	0	0	—	—	—	0	0	0	29
30 Acute infectious encephalitis (082)	—	—	—	0	0	0	2	1	1	1.4	1.0	2.1	30
31 Smallpox (084)	—	—	—	0	0	0	—	—	—	0	0	0	31
32 Measles (085)	—	—	—	0	0	0	—	—	—	0	0	0	32
33 Typhus and other rickettsial diseases (100-103, 105-108)	—	—	—	0	0	0	—	—	—	0	0	0	33
34 Rocky Mountain spotted fever (104)	—	—	—	0	0	0	—	—	—	0	0	0	34
35 Malaria (110-117)	—	—	—	0	0	0	—	—	—	0	0	0	35
36 All other diseases classified as infective and parasitic (030-039, 041-044, 049, 052-054, 059-074, 081, 083, 086-096, 120-138)	—	—	—	0	0	0	3	3	—	2.0	3.0	0	36
37 Malignant neoplasms, including neoplasms of lymphatic and haematopoietic tissues (140-205)	9	6	3	80.4	142.9	42.9	198	129	69	134.5	130.3	143.2	37
38 Benign and unspecified neoplasms (210-239)	—	—	—	0	0	0	3	1	2	2.0	1.0	4.1	38
39 Diabetes mellitus (260)	2	1	1	17.9	23.8	14.3	12	6	6	8.2	6.1	12.4	39
40 Pellagra (281)	—	—	—	0	0	0	—	—	—	0	0	0	40
41 Anemias (290-293)	1	—	1	8.9	0	14.3	3	2	1	2.0	2.0	2.1	41
42 Vascular lesions affecting central nervous system (330-334)	29	7	22	258.9	166.7	314.3	163	84	79	110.7	84.8	163.9	42
43 Nonmeningococcal meningitis (340)	—	—	—	0	0	0	2	—	2	1.4	0	4.1	43
44 Rheumatic fever (400-402)	—	—	—	0	0	0	—	—	—	0	0	0	44
45 Heart diseases (410-443)	52	25	27	464.3	595.2	385.7	484	321	163	328.8	324.2	338.2	45
46 Hypertension without mention of heart (444-447)	1	1	—	8.9	23.8	0	6	3	3	4.1	3.0	6.2	46
47 Influenza and pneumonia (480-483, 490-493)	5	2	3	44.6	47.6	42.9	49	26	23	33.3	26.3	47.7	47
48 Bronchitis (500-502)	—	—	—	0	0	0	3	3	—	2.0	3.0	0	48
49 Ulcer of stomach and duodenum (540, 541)	—	—	—	0	0	0	4	3	1	2.7	3.0	2.1	49
50 Appendicitis (550-553)	—	—	—	0	0	0	—	—	—	0	0	0	50
51 Intestinal obstruction and hernia (560, 561, 570)	—	—	—	0	0	0	4	3	1	2.7	3.0	2.1	51
52 Gastritis, duodenitis, enteritis and colitis (except diarrhoea of the newborn) (543, 571, 572)	—	—	—	0	0	0	2	1	1	1.4	1.0	2.1	52
53 Cirrhosis of liver (581)	—	—	—	0	0	0	16	11	5	10.9	11.1	10.4	53
54 Nephritis and nephrosis (590-594)	1	1	—	8.9	23.8	0	15	5	10	10.2	5.1	20.7	54
55 Hyperplasia of prostate (610)	—	—	—	0	0	0	5	3	2	3.4	3.0	4.1	55
56 Complications of pregnancy, childbirth and the puerperium (640-652, 670-689)	—	—	—	0	0	0	1	—	1	0.7	0	2.1	56
57 Congenital malformations (750-759)	2	—	—	17.9	23.8	14.3	13	10	3	8.8	10.1	6.2	57
58 Birth injuries, postnatal asphyxia and atelectasis (760-762)	—	—	—	0	0	0	20	10	10	13.6	10.1	20.7	58
59 Infection of the newborn (763-768)	—	—	—	0	0	0	3	1	2	2.0	1.0	4.1	59
60 Other diseases peculiar to early infancy, and immaturity unqualified (769-776)	—	—	—	0	0	0	21	8	13	14.3	8.1	27.0	60
61 Senility, without mention of psychosis (794)	—	—	—	0	0	0	4	1	3	2.7	1.0	6.2	61
62 Ill-defined and unknown causes (780-793, 795)	7	1	6	62.5	23.8	85.7	7	5	2	4.8	5.1	4.1	62
63 Motor vehicle accidents (E810-E835)	4	3	1	35.7	71.4	14.3	37	31	6	25.1	31.3	12.4	63
64 All other accidents (E800-E802, E840-E962)	3	1	2	26.8	23.8	28.6	45	29	16	30.6	29.3	33.2	64
65 Suicide (E963, E970-E979)	—	—	—	0	0	0	14	13	1	9.5	13.1	2.1	65
66 Homicide (E944, E980-E985)	1	—	1	8.9	0	14.3	19	6	13	12.9	6.1	27.0	66
67 All other diseases (residual)	12	6	6	107.1	142.9	85.7	168	85	83	114.1	85.9	172.2	67

TABLE XIII VITAL STATISTICS, BY COUNTY, BY RACE, GEORGIA, 1967

ITEM	ROCKDALE						SCHLEY					
	Number			Rate or Ratio *			Number			Rate or Ratio *		
	Total	White	Non-White	Total	White	Non-White	Total	White	Non-White	Total	White	Non-White
1 Estimated population as of July 1	16,100	12,000	4,100				3,400	1,500	1,900			
<b>LIVE BIRTHS</b>												
2 Total	343	248	95	21.3	20.7	23.2	68	32	36	20.0	21.3	18.9
3 Delivered in hospital	337	247	90	98.3%	99.6%	94.7%	39	32	7	57.4%	100.0%	19.4%
4 Delivered in home by physician	3	—	3	0.9%	0%	3.2%	—	—	—	0%	0%	0%
5 Delivered in home by midwife	2	—	2	0.6%	0%	2.1%	29	—	29	42.6%	0%	80.6%
6 Other deliveries	1	1	—	0.3%	0.4%	0%	—	—	—	0%	0%	0%
7 Immature births	26	16	10	75.8	64.5	105.3	6	3	3	88.2	93.8	83.3
8 Live births to unwed mothers	22	2	20	64.1	8.1	210.5	13	2	11	191.2	62.5	305.6
<b>FETAL DEATHS</b>												
9 Total	4	3	1	11.7	12.1	10.5	2	—	2	29.4	0	55.6
10 Under 20 weeks gestation	—	—	—	0	0	0	—	—	—	0	0	0
11 20-27 weeks gestation	1	1	—	2.9	4.0	—	—	—	—	0	0	0
12 28 weeks and more	2	1	1	5.8	4.0	10.5	2	—	2	29.4	0	55.6
13 Unknown length of gestation	1	1	—	2.9	4.0	0	—	—	—	0	0	0
<b>DEATHS</b>												
14 Total, all ages	101	71	30	627.3	591.7	731.7	32	18	14	941.2	1200.0	736.8
15 Under 1 year	4	1	3	11.7	4.0	31.6	—	—	—	0	0	0
16 Under 28 days	3	—	3	8.7	4.0	21.1	—	—	—	0	0	0
17 Deaths from immaturity	1	—	1	2.9	0	10.5	—	—	—	0	0	0
18 1-4 years * *	—	—	—	0	0	0	—	—	—	0	0	0
19 Maternal deaths	—	—	—	—	—	—	—	—	—	—	—	—
<b>CAUSE OF DEATH</b>												
20 Tuberculosis, all forms (001-019)	—	—	—	0	0	0	—	—	—	0	0	0
21 Syphilis and its sequelae (020-029)	—	—	—	0	0	0	—	—	—	0	0	0
22 Typhoid fever (040)	—	—	—	0	0	0	—	—	—	0	0	0
23 Dysentery, all forms (045-048)	—	—	—	0	0	0	—	—	—	0	0	0
24 Scarlet fever (050)	—	—	—	0	0	0	—	—	—	0	0	0
25 Streptococcal sore throat (051)	—	—	—	0	0	0	—	—	—	0	0	0
26 Diphtheria (055)	—	—	—	0	0	0	—	—	—	0	0	0
27 Whooping cough (056)	—	—	—	0	0	0	—	—	—	0	0	0
28 Meningococcal infections (057)	—	—	—	0	0	0	—	—	—	0	0	0
29 Acute poliomyelitis (080)	—	—	—	0	0	0	—	—	—	0	0	0
30 Acute infectious encephalitis (082)	—	—	—	0	0	0	—	—	—	0	0	0
31 Smallpox (084)	—	—	—	0	0	0	—	—	—	0	0	0
32 Measles (085)	—	—	—	0	0	0	—	—	—	0	0	0
33 Typhus and other rickettsial diseases (100-103, 105-108)	—	—	—	0	0	0	—	—	—	0	0	0
34 Rocky Mountain spotted fever (104)	—	—	—	0	0	0	—	—	—	0	0	0
35 Malaria (110-117)	—	—	—	0	0	0	—	—	—	0	0	0
36 All other diseases classified as infective and parasitic (030-039, 041-044, 049, 052-054, 059-074, 081, 083, 086-096, 120-138)	24	17	7	149.1	141.7	170.7	6	4	2	176.5	266.7	105.3
37 Malignant neoplasms, including neoplasms of lymphatic and haematopoietic tissues (140-205)	—	—	—	0	0	0	—	—	—	0	0	0
38 Benign and unspecified neoplasms (210-239)	—	—	—	0	0	0	—	—	—	0	0	0
39 Diabetes mellitus (260)	3	2	1	18.6	16.7	24.4	1	1	—	29.4	66.7	0
40 Pellagra (281)	—	—	—	0	0	0	—	—	—	0	0	0
41 Anemias (290-293)	—	—	—	0	0	0	1	—	1	29.4	0	52.6
42 Vascular lesions affecting central nervous system (330-334)	9	6	3	55.9	50.0	73.2	5	2	3	147.1	133.3	157.9
43 Nonmeningococcal meningitis (340)	—	—	—	0	0	0	—	—	—	0	0	0
44 Rheumatic fever (400-402)	—	—	—	0	0	0	—	—	—	0	0	0
45 Heart diseases (410-443)	33	25	8	205.0	208.3	195.1	11	6	5	323.5	400.0	263.2
46 Hypertension without mention of heart (444-447)	—	—	—	0	0	0	1	—	1	29.4	0	52.6
47 Influenza and pneumonia (480-483, 490-493)	1	1	—	6.2	8.3	0	—	—	—	0	0	0
48 Bronchitis (500-502)	—	—	—	0	0	0	—	—	—	0	0	0
49 Ulcer of stomach and duodenum (540, 541)	1	1	—	6.2	8.3	0	—	—	—	0	0	0
50 Appendicitis (550-553)	—	—	—	0	0	0	—	—	—	0	0	0
51 Intestinal obstruction and hernia (560, 561, 570)	—	—	—	0	0	0	—	—	—	0	0	0
52 Gastritis, duodenitis, enteritis and colitis (except diarrhea of the newborn) (543, 571, 572)	—	—	—	0	0	0	—	—	—	0	0	0
53 Cirrhosis of liver (581)	2	—	2	12.4	0	48.8	1	1	—	29.4	66.7	0
54 Nephritis and nephrosis (590-594)	—	—	—	0	0	0	—	—	—	0	0	0
55 Hyperplasia of prostate (610)	—	—	—	0	0	0	—	—	—	0	0	0
56 Complications of pregnancy, childbirth and the puerperium (640-652, 670-689)	—	—	—	0	0	0	—	—	—	0	0	0
57 Congenital malformations (750-759)	2	1	1	12.4	8.3	24.4	—	—	—	0	0	0
58 Birth injuries, postnatal asphyxia and atelectasis (760-762)	—	—	—	0	0	0	—	—	—	0	0	0
59 Infection of the newborn (763-768)	2	1	1	12.4	8.3	24.4	—	—	—	0	0	0
60 Other diseases peculiar to early infancy, and immaturity unqualified (769-776)	—	—	—	0	0	0	—	—	—	0	0	0
61 Senility, without mention of psychosis (794)	—	—	—	0	0	0	—	—	—	0	0	0
62 Ill-defined and unknown causes (780-793, 795)	6	3	3	37.3	25.0	73.2	1	1	—	29.4	66.7	0
63 Motor vehicle accidents (E810-E835)	4	3	1	24.8	25.0	24.4	3	1	2	88.2	66.7	105.3
64 All other accidents (E800-E802, E840-E92)	2	2	—	12.4	16.7	0	—	—	—	0	0	0
65 Suicide (E963, E970-E979)	3	1	2	18.6	8.3	48.8	—	—	—	0	0	0
66 Homicide (E964, E980-E985)	—	—	—	0	0	0	2	2	—	58.8	133.3	0
67 All other diseases (residual)	9	8	1	55.9	66.7	24.4	—	—	—	—	—	—

78 TABLE XIII VITAL STATISTICS, BY COUNTY, BY RACE, GEORGIA, 1967

ITEM	SCREVEN						SEMINOLE						
	Number			Rate or Ratio *			Number			Rate or Ratio *			
	Total	White	Non-White	Total	White	Non-White	Total	White	Non-White	Total	White	Non-White	
1 Estimated population as of July 1	15,300	7,100	8,200				7,200	4,400	2,800				1
<b>LIVE BIRTHS</b>													
2 Total	244	90	154	15.9	12.7	18.8	161	85	76	22.4	19.3	27.1	2
3 Delivered in hospital	210	90	120	86.1%	100.0%	77.9%	151	85	66	93.8%	100.0%	86.8%	3
4 Delivered in home by physician	2	—	2	0.8%	0%	1.3%	—	—	—	0%	0%	0%	4
5 Delivered in home by midwife	32	—	32	13.1%	0%	20.8%	10	—	10	6.2%	0%	13.2%	5
6 Other deliveries	—	—	—	0%	0%	0%	—	—	—	0%	0%	0%	6
7 Immature births	27	8	19	11.0%	88.9%	123.4%	18	4	14	111.8%	47.1%	184.2%	7
8 Live births to unwed mothers	51	1	50	209.0	11.1	324.7	28	—	28	173.9	0	368.4	8
<b>FETAL DEATHS</b>													
9 Total	4	1	3	16.4	11.1	19.5	2	1	1	12.4	11.8	13.2	9
10 Under 20 weeks gestation	—	—	—	0	0	0	1	1	—	6.2	11.8	0	10
11 20-27 weeks gestation	—	—	—	0	0	0	—	—	1	6.2	0	13.2	11
12 28 weeks and more	4	1	3	16.4	11.1	19.5	—	—	—	0	0	0	12
13 Unknown length of gestation	—	—	—	0	0	0	—	—	—	0	0	0	13
<b>DEATHS</b>													
14 Total, all ages	141	86	55	921.6	1211.3	670.7	66	41	25	916.7	931.8	892.9	14
15 Under 1 year	8	3	5	32.8	33.3	32.5	2	1	1	12.4	11.8	13.2	15
16 Under 28 days	3	1	2	12.3	11.1	13.0	1	1	—	6.2	11.8	0	16
17 Deaths from immaturity	—	—	—	0	0	0	—	—	—	0	0	0	17
18 1-4 years * *	4	—	4	—	—	—	—	—	—	0	0	0	18
19 Maternal deaths	—	—	—	0	0	0	—	—	—	0	0	0	19
<b>CAUSE OF DEATH</b>													
20 Tuberculosis, all forms (001-019)	—	—	—	0	0	0	—	—	—	0	0	0	20
21 Syphilis and its sequelae (020-029)	—	—	—	0	0	0	—	—	—	0	0	0	21
22 Typhoid fever (040)	—	—	—	0	0	0	—	—	—	0	0	0	22
23 Dysentery, all forms (045-048)	—	—	—	0	0	0	—	—	—	0	0	0	23
24 Scarlet fever (050)	—	—	—	0	0	0	—	—	—	0	0	0	24
25 Streptococcal sore throat (051)	—	—	—	0	0	0	—	—	—	0	0	0	25
26 Diphtheria (055)	—	—	—	0	0	0	—	—	—	0	0	0	26
27 Whooping cough (056)	—	—	—	0	0	0	—	—	—	0	0	0	27
28 Meningococcal infections (057)	—	—	—	0	0	0	—	—	—	0	0	0	28
29 Acute poliomyelitis (080)	—	—	—	0	0	0	—	—	—	0	0	0	29
30 Acute infectious encephalitis (082)	—	—	—	0	0	0	—	—	—	0	0	0	30
31 Smallpox (084)	—	—	—	0	0	0	1	—	1	13.9	0	35.7	31
32 Measles (085)	—	—	—	0	0	0	—	—	—	0	0	0	32
33 Typhus and other rickettsial diseases (100-103, 105-108)	—	—	—	0	0	0	—	—	—	0	0	0	33
34 Rocky Mountain spotted fever (104)	—	—	—	0	0	0	—	—	—	0	0	0	34
35 Malaria (110-117)	—	—	—	0	0	0	—	—	—	0	0	0	35
36 All other diseases classified as infective and parasitic (030-039, 041-044, 049, 052-054, 059-074, 081, 083, 086-096, 120-138)	—	—	—	0	0	0	1	1	—	13.9	22.7	0	36
37 Malignant neoplasms, including neoplasms of lymphatic and haematopoietic tissues (140-205)	18	11	7	117.6	154.9	85.4	5	4	1	69.4	90.9	35.7	37
38 Benign and unspecified neoplasms (210-239)	—	—	—	0	0	0	1	1	—	13.9	22.7	0	38
39 Diabetes mellitus (260)	2	1	1	13.1	14.1	12.2	1	1	—	13.9	22.7	0	39
40 Pellagra (281)	—	—	—	0	0	0	—	—	—	0	0	0	40
41 Anemias (290-293)	1	1	—	6.5	14.1	0	—	—	—	0	0	0	41
42 Vascular lesions affecting central nervous system (330-334)	21	15	6	137.3	211.3	73.2	17	8	9	236.1	181.8	321.4	42
43 Nonmeningococcal meningitis (340)	—	—	—	0	0	0	—	—	—	0	0	0	43
44 Rheumatic fever (400-402)	—	—	—	0	0	0	—	—	—	0	0	0	44
45 Heart diseases (410-443)	54	36	18	352.9	507.0	219.5	24	15	9	333.3	340.9	321.4	45
46 Hypertension without mention of heart (444-447)	1	—	1	6.5	0	12.2	—	—	—	0	0	0	46
47 Influenza and pneumonia (480-483, 490-493)	5	3	2	32.7	42.3	24.4	2	2	—	27.8	45.5	0	47
48 Bronchitis (500-502)	—	—	—	0	0	0	—	—	—	0	0	0	48
49 Ulcer of stomach and duodenum (540, 541)	—	—	—	0	0	0	—	—	—	0	0	0	49
50 Appendicitis (550-553)	—	—	—	0	0	0	—	—	—	0	0	0	50
51 Intestinal obstruction and hernia (560, 561, 570)	—	—	—	0	0	0	1	—	1	13.9	0	35.7	51
52 Gastritis, duodenitis, enteritis and colitis (except diarrhea of the newborn) (543, 571, 572)	1	1	—	6.5	14.1	0	1	—	1	13.9	0	35.7	52
53 Cirrhosis of liver (581)	1	1	—	6.5	14.1	0	—	—	—	0	0	0	53
54 Nephritis and nephrosis (590-594)	2	—	2	13.1	0	24.4	—	—	—	0	0	0	54
55 Hyperplasia of prostate (610)	—	—	—	0	0	0	1	—	1	13.9	0	35.7	55
56 Complications of pregnancy, childbirth and the puerperium (640-652, 670-689)	—	—	—	0	0	0	—	—	—	0	0	0	56
57 Congenital malformations (750-759)	2	—	—	13.1	28.2	0	1	—	1	13.9	0	35.7	57
58 Birth injuries, postnatal asphyxia and atelectasis (760-762)	2	1	1	13.1	14.1	12.2	—	—	—	0	0	0	58
59 Infection of the newborn (763-768)	—	—	—	0	0	0	—	—	—	0	0	0	59
60 Other diseases peculiar to early infancy, and immaturity unqualified (769-776)	1	—	1	6.5	0	12.2	1	1	—	13.9	22.7	0	60
61 Senility, without mention of psychosis (794)	—	—	—	0	0	0	—	—	—	0	0	0	61
62 Ill-defined and unknown causes (780-793, 795)	9	1	4	32.7	14.1	48.8	—	—	—	0	0	0	62
63 Motor vehicle accidents (E810-E835)	3	2	1	19.6	28.2	12.2	2	2	—	27.8	45.5	0	63
64 All other accidents (E800-E802, E840-E962)	14	7	7	91.5	98.6	85.4	2	2	—	27.8	45.5	0	64
65 Suicide (E963, E970-E979)	2	1	1	13.1	14.1	12.2	—	—	—	0	0	0	65
66 Homicide (E964, E980-E985)	2	—	2	13.1	0	24.4	—	—	—	0	0	0	66
67 All other diseases (residual)	4	3	1	26.1	42.3	12.2	5	4	1	69.4	90.9	35.7	67

TABLE XIII VITAL STATISTICS, BY COUNTY, BY RACE, GEORGIA, 1967

ITEM	SPALDING						STEPHENS					
	Number			Rate or Ratio *			Number			Rate or Ratio *		
	Total	White	Non-White	Total	White	Non-White	Total	White	Non-White	Total	White	Non-White
1 Estimated population as of July 1	38,100	25,300	12,800				19,500	16,900	2,600			
<b>LIVE BIRTHS</b>												
2 Total	738	469	269	19.4	18.5	21.0	335	279	56	17.2	16.5	21.5
3 Delivered in hospital	627	463	164	85.0%	98.7%	61.0%	335	279	56	100.0%	100.0%	100.0%
4 Delivered in home by physician	2	—	2	0.3%	0%	0.7%	—	—	—	0%	0%	0%
5 Delivered in home by midwife	107	6	101	14.5%	1.3%	37.5%	—	—	—	0%	0%	0%
6 Other deliveries	2	—	2	0.3%	0%	0.7%	—	—	—	0%	0%	0%
7 Immature births	81	38	43	109.8	81.0	159.9	25	18	7	74.6	64.5	125.0
8 Live births to unwed mothers	83	13	70	112.5	27.7	260.2	23	7	16	68.7	25.1	285.7
<b>FETAL DEATHS</b>												
9 Total	23	14	9	31.2	29.9	33.5	5	5	—	14.9	17.9	0
10 Under 20 weeks gestation	13	9	4	17.6	19.2	14.9	2	2	—	6.0	7.2	0
11 20-27 weeks gestation	4	2	2	5.4	4.3	7.4	—	—	—	0	0	0
12 28 weeks and more	4	2	2	5.4	4.3	7.4	2	2	—	6.0	7.2	0
13 Unknown length of gestation	2	1	1	2.7	2.1	3.7	1	1	—	3.0	3.6	0
<b>DEATHS</b>												
14 Total, all ages	351	255	96	921.3	1007.9	750.0	197	158	39	1010.3	934.9	1500.0
15 Under 1 year	21	14	7	28.5	29.9	26.0	14	7	7	41.8	25.1	125.0
16 Under 28 days	12	9	3	16.3	19.2	11.2	8	4	4	23.9	14.3	71.4
17 Deaths from immaturity	2	—	2	2.7	0	7.4	1	—	1	3.0	0	17.9
18 1-4 years **	5	4	1	—	—	—	2	1	1	—	—	—
19 Maternal deaths	2	1	1	27.1	21.3	37.2	—	—	—	0	0	0
<b>CAUSE OF DEATH</b>												
20 Tuberculosis, all forms (001-019)	—	—	—	0	0	0	1	—	1	5.1	0	38.5
21 Syphilis and its sequelae (020-029)	—	—	—	0	0	0	—	—	—	0	0	0
22 Typhoid fever (040)	—	—	—	0	0	0	—	—	—	0	0	0
23 Dysentery, all forms (045-048)	—	—	—	0	0	0	—	—	—	0	0	0
24 Scarlet fever (050)	—	—	—	0	0	0	—	—	—	0	0	0
25 Streptococcal sore throat (051)	—	—	—	0	0	0	—	—	—	0	0	0
26 Diphtheria (055)	—	—	—	0	0	0	—	—	—	0	0	0
27 Whooping cough (054)	—	—	—	0	0	0	—	—	—	0	0	0
28 Meningococcal infections (057)	—	—	—	0	0	0	—	—	—	0	0	0
29 Acute poliomyelitis (080)	—	—	—	0	0	0	—	—	—	0	0	0
30 Acute infectious encephalitis (082)	—	—	—	0	0	0	—	—	—	0	0	0
31 Smallpox (084)	—	—	—	0	0	0	—	—	—	0	0	0
32 Measles (085)	—	—	—	0	0	0	—	—	—	0	0	0
33 Typhus and other rickettsial diseases (100-103, 105-108)	—	—	—	0	0	0	—	—	—	0	0	0
34 Rocky Mountain spotted fever (104)	—	—	—	0	0	0	—	—	—	0	0	0
35 Malaria (110-117)	—	—	—	0	0	0	—	—	—	0	0	0
36 All other diseases classified as infective and parasitic (030-039, 041-044, 049, 052-054, 059-074, 081, 083, 086-096, 120-138)	4	2	2	10.5	7.9	15.6	1	—	1	5.1	0	38.5
37 Malignant neoplasms, including neoplasms of lymphatic and haematopoietic tissues (140-205)	47	35	12	123.4	138.3	93.8	22	19	3	112.8	112.4	115.4
38 Benign and unspecified neoplasms (210-239)	—	—	—	0	0	0	—	—	—	0	0	0
39 Diabetes mellitus (260)	6	3	3	15.7	11.9	23.4	4	2	2	20.5	11.8	76.9
40 Pellagra (281)	—	—	—	0	0	0	—	—	—	0	0	0
41 Anemia (290-293)	1	—	1	2.6	0	7.8	2	1	1	10.3	5.9	38.5
42 Vascular lesions affecting central nervous system (330-334)	55	35	20	144.4	138.3	156.3	27	23	4	138.5	136.1	153.8
43 Meningococcal meningitis (340)	1	1	—	2.6	4.0	0	—	—	—	0	0	0
44 Rheumatic fever (400-402)	—	—	—	0	0	0	—	—	—	0	0	0
45 Heart diseases (410-443)	110	84	26	288.7	332.0	203.1	70	60	10	359.0	355.0	384.6
46 Hypertension without mention of heart (444-447)	2	1	1	5.2	4.0	7.8	—	—	—	0	0	0
47 Influenza and pneumonia (480-483, 490-493)	18	11	7	47.2	43.5	54.7	13	12	1	66.7	71.0	38.5
48 Bronchitis (500-502)	2	2	—	5.2	7.9	0	—	—	—	0	0	0
49 Ulcer of stomach and duodenum (540, 541)	4	3	1	10.5	11.9	7.8	2	2	—	10.3	11.8	0
50 Appendicitis (550-553)	1	1	—	2.6	4.0	0	—	—	—	0	0	0
51 Intestinal obstruction and hernia (560, 561, 570)	3	2	1	7.9	7.9	7.8	—	—	—	0	0	0
52 Gastritis, duodenitis, enteritis and colitis (except diarrhea of the newborn) (543, 571, 572)	3	3	—	7.9	11.9	0	2	1	1	10.3	5.9	38.5
53 Cirrhosis of liver (581)	3	2	1	7.9	7.9	7.8	2	2	—	10.3	11.8	0
54 Nephritis and nephrosis (590-594)	1	1	—	2.6	4.0	0	—	—	—	0	0	0
55 Hyperplasia of prostate (610)	—	—	—	0	0	0	—	—	—	0	0	0
56 Complications of pregnancy, childbirth and the puerperium (640-652, 670-689)	2	1	1	5.2	4.0	7.8	—	—	—	0	0	0
57 Congenital malformations (750-759)	5	4	1	13.1	15.8	7.8	2	2	—	10.3	11.8	0
58 Birth injuries, postnatal asphyxia and atelectasis (760-762)	6	6	—	15.7	23.7	0	1	1	—	5.1	5.9	0
59 Infection of the newborn (763-768)	2	1	1	5.2	4.0	7.8	2	—	2	10.3	0	76.9
60 Other diseases peculiar to early infancy, and immaturity unqualified (769-776)	3	1	2	7.9	4.0	15.6	5	2	3	25.6	11.8	115.4
61 Senility, without mention of psychosis (794)	—	—	—	0	0	0	—	—	—	0	0	0
62 Ill-defined and unknown causes (780-793, 795)	1	—	1	2.6	0	7.8	—	—	—	0	0	0
63 Motor vehicle accidents (E810-E835)	10	10	—	26.2	39.5	0	7	7	—	35.9	41.4	0
64 All other accidents (E800-E802, E840-E962)	12	9	3	31.5	35.6	23.4	9	5	4	46.2	29.6	153.8
65 Suicide (E963, E970-E979)	6	5	1	15.7	19.8	7.8	—	—	—	0	0	0
66 Homicide (E964, E980-E985)	7	5	2	18.4	19.8	15.6	1	—	1	5.1	0	38.5
67 All other diseases (residual)	33	25	8	86.6	98.8	62.5	23	19	4	117.9	112.4	153.8

TABLE XIII VITAL STATISTICS, BY COUNTY, BY RACE, GEORGIA, 1967

ITEM	STEWART						SUMTER						
	Number			Rate or Ratio *			Number			Rate or Ratio *			
	Total	White	Non-White	Total	White	Non-White	Total	White	Non-White	Total	White	Non-White	
1 Estimated population as of July 1	7,500	2,100	5,400				26,000	12,200	13,800				1
<b>LIVE BIRTHS</b>													
2 Total	153	37	116	20.4	17.6	21.5	579	247	332	22.3	20.2	24.1	2
3 Delivered in hospital	59	37	22	38.6%	100.0%	19.0%	412	246	166	71.2%	99.6%	50.0%	3
4 Delivered in home by physician	5	—	5	3.3%	0%	4.3%	3	—	3	0.5%	0%	0.9%	4
5 Delivered in home by midwife	89	—	89	58.2%	0%	76.7%	164	1	163	28.3%	0.4%	49.1%	5
6 Other deliveries	—	—	—	0%	0%	0%	—	—	—	0%	0%	0%	6
7 Immature births	9	3	6	58.8	81.1	51.7	53	15	38	91.5	60.7	114.5	7
8 Live births to unwed mothers	15	—	15	98.0	0	129.3	98	3	95	169.3	12.1	286.1	8
<b>FETAL DEATHS</b>													
9 Total	2	—	2	13.1	0	17.2	28	13	15	48.4	52.6	45.2	9
10 Under 20 weeks gestation	—	—	—	0	0	0	10	7	3	17.3	28.3	9.0	10
11 20-27 weeks gestation	1	—	1	6.5	0	8.6	3	—	3	5.2	0	9.0	11
12 28 weeks and more	1	—	1	6.5	0	8.6	7	1	6	12.1	4.0	18.1	12
13 Unknown length of gestation	—	—	—	0	0	0	8	5	3	13.8	20.2	9.0	13
<b>DEATHS</b>													
14 Total, all ages	82	30	52	1093.3	1428.6	963.0	267	131	136	1026.9	1073.8	985.5	14
15 Under 1 year	5	1	4	32.7	27.0	34.5	15	5	10	25.9	20.2	30.1	15
16 Under 28 days	1	—	—	6.5	27.0	0	8	4	4	13.8	16.2	12.0	16
17 Deaths from immaturity	1	—	—	6.5	27.0	0	—	—	—	0	0	0	17
18 1-4 years **	1	—	—	—	—	—	5	—	5	—	—	—	18
19 Maternal deaths	1	—	—	6.5	0	86.2	—	—	—	0	0	0	19
<b>CAUSE OF DEATH</b>													
20 Tuberculosis, all forms (001-019)	—	—	—	0	0	0	1	—	1	3.8	0	7.2	20
21 Syphilis and its sequelae (020-029)	—	—	—	0	0	0	—	—	—	0	0	0	21
22 Typhoid fever (040)	—	—	—	0	0	0	—	—	—	0	0	0	22
23 Dysentery, all forms (045-048)	—	—	—	0	0	0	—	—	—	0	0	0	23
24 Scarlet fever (050)	—	—	—	0	0	0	—	—	—	0	0	0	24
25 Streptococcal sore throat (051)	—	—	—	0	0	0	—	—	—	0	0	0	25
26 Diphtheria (055)	—	—	—	0	0	0	—	—	—	0	0	0	26
27 Whooping cough (056)	—	—	—	0	0	0	—	—	—	0	0	0	27
28 Meningococcal infections (057)	—	—	—	0	0	0	—	—	—	0	0	0	28
29 Acute poliomyelitis (080)	—	—	—	0	0	0	—	—	—	0	0	0	29
30 Acute infectious encephalitis (082)	—	—	—	0	0	0	—	—	—	0	0	0	30
31 Smallpox (084)	—	—	—	0	0	0	—	—	—	0	0	0	31
32 Measles (085)	—	—	—	0	0	0	—	—	—	0	0	0	32
33 Typhus and other rickettsial diseases (100-103, 105-108)	—	—	—	0	0	0	—	—	—	0	0	0	33
34 Rocky Mountain spotted fever (104)	—	—	—	0	0	0	—	—	—	0	0	0	34
35 Malaria (110-117)	—	—	—	0	0	0	—	—	—	0	0	0	35
36 All other diseases classified as infective and parasitic (030-039, 041-044, 049, 052-054, 059-074, 081, 083, 086-096, 120-138)	—	—	—	0	0	0	1	—	1	3.8	0	7.2	36
37 Malignant neoplasms, including neoplasms of lymphatic and haematopoietic tissues (140-205)	8	2	6	106.7	95.2	111.1	34	18	16	130.8	147.5	115.9	37
38 Benign and unspecified neoplasms (210-239)	1	—	1	13.3	0	18.5	1	—	1	3.8	0	7.2	38
39 Diabetes mellitus (260)	3	2	1	40.0	95.2	18.5	2	1	1	7.7	8.2	7.2	39
40 Pellagra (281)	—	—	—	0	0	0	—	—	—	0	0	0	40
41 Anemias (290-293)	—	—	—	0	0	0	1	—	1	3.8	0	7.2	41
42 Vascular lesions affecting central nervous system (330-334)	11	2	9	146.7	95.2	166.7	42	12	30	161.5	98.4	217.4	42
43 Nonmeningococcal meningitis (340)	—	—	—	0	0	0	2	—	2	7.7	0	14.5	43
44 Rheumatic fever (400-402)	—	—	—	0	0	0	—	—	—	0	0	0	44
45 Heart diseases (410-443)	26	12	14	346.7	571.4	259.3	77	47	30	296.2	385.2	217.4	45
46 Hypertension without mention of heart (444-447)	—	—	—	0	0	0	7	—	7	26.9	0	50.7	46
47 Influenza and pneumonia (480-483, 490-493)	6	—	6	80.0	0	111.1	10	3	7	38.5	24.6	50.7	47
48 Bronchitis (500-502)	—	—	—	0	0	0	2	1	1	7.7	8.2	7.2	48
49 Ulcer of stomach and duodenum (540, 541)	1	1	—	13.3	47.6	0	4	1	3	15.4	8.2	21.7	49
50 Appendicitis (550-553)	—	—	—	0	0	0	1	—	1	3.8	0	7.2	50
51 Intestinal obstruction and hernia (560, 561, 570)	2	2	—	26.7	95.2	0	5	3	2	19.2	24.6	14.5	51
52 Gastritis, duodenitis, enteritis and colitis (except diarrhea of the newborn) (543, 571, 572)	—	—	—	0	0	0	1	—	1	3.8	0	7.2	52
53 Cirrhosis of liver (581)	—	—	—	0	0	0	1	1	—	3.8	8.2	0	53
54 Nephritis and nephrosis (590-594)	4	—	4	53.3	0	74.1	—	—	—	0	0	0	54
55 Hyperplasia of prostate (610)	—	—	—	0	0	0	3	—	3	11.5	0	21.7	55
56 Complications of pregnancy, childbirth and the puerperium (640-652, 670-689)	1	—	1	13.3	0	18.5	—	—	—	0	0	0	56
57 Congenital malformations (750-759)	—	—	—	0	0	0	1	—	1	3.8	0	7.2	57
58 Birth injuries, postnatal asphyxia and atelectasis (760-762)	—	—	—	0	0	0	3	2	1	11.5	16.4	7.2	58
59 Infection of the newborn (763-768)	—	—	—	0	0	0	1	—	1	3.8	0	7.2	59
60 Other diseases peculiar to early infancy, and immaturity unqualified (769-776)	1	1	—	13.3	47.6	0	1	1	—	3.8	8.2	0	60
61 Senility, without mention of psychosis (794)	—	—	—	0	0	0	—	—	—	0	0	0	61
62 Ill-defined and unknown causes (780-793, 795)	2	—	2	26.7	0	37.0	11	1	10	42.3	8.2	72.5	62
63 Motor vehicle accidents (E810-E835)	3	2	1	40.0	95.2	18.5	11	9	2	42.3	73.8	14.5	63
64 All other accidents (E800-E802, E840-E962)	4	1	3	53.3	47.6	55.6	7	4	3	26.9	32.8	21.7	64
65 Suicide (E963, E970-E979)	—	—	—	0	0	0	7	6	1	26.9	49.2	7.2	65
66 Homicide (E964, E980-E985)	1	—	1	13.3	0	18.5	2	—	2	7.7	0	14.5	66
67 All other diseases (residual)	8	5	3	106.7	238.1	55.6	28	21	7	107.7	172.1	50.7	67

TABLE XIII VITAL STATISTICS, BY COUNTY, BY RACE, GEORGIA, 1967

ITEM	TALBOT						TALIAFERRO						
	Number			Rate or Ratio *			Number			Rate or Ratio *			
	Total	White	Non-White	Total	White	Non-White	Total	White	Non-White	Total	White	Non-White	
1 Estimated population as of July 1	7,300	2,100	5,200				3,400	1,200	2,200				1
<b>LIVE BIRTHS</b>													
2 Total	108	18	90	14.8	8.6	17.3	39	5	34	11.5	4.2	15.5	2
3 Delivered in hospital	62	17	45	57.4%	94.4%	50.0%	33	5	28	84.6%	100.0%	82.4%	3
4 Delivered in home by physician	21	1	20	19.4%	5.6%	22.2%	—	—	—	0%	0%	0%	4
5 Delivered in home by midwife	25	—	25	23.1%	0%	27.8%	6	—	6	15.4%	0%	17.6%	5
6 Other deliveries	—	—	—	0%	0%	0%	—	—	—	0%	0%	0%	6
7 Immature births	18	5	13	166.7	277.8	144.4	4	—	4	102.6	0	117.6	7
8 Live births to unwed mothers	18	—	18	166.7	0	200.0	7	1	6	179.5	200.0	176.5	8
<b>FETAL DEATHS</b>													
9 Total	3	—	3	27.8	0	33.3	1	—	1	25.6	0	29.4	9
10 Under 20 weeks gestation	—	—	—	0	0	0	—	—	—	0	0	0	10
11 20-27 weeks gestation	—	—	—	0	0	0	—	—	—	0	0	0	11
12 28 weeks and more	3	—	3	27.8	0	33.3	—	—	—	0	0	0	12
13 Unknown length of gestation	—	—	—	0	0	0	1	—	1	25.6	0	29.4	13
<b>DEATHS</b>													
14 Total, all ages	73	29	44	1000.0	1381.0	846.2	30	13	17	882.4	1083.3	772.7	14
15 Under 1 year	7	—	7	64.8	0	77.8	3	—	3	76.9	0	88.2	15
16 Under 28 days	1	—	1	9.3	0	11.1	1	—	1	25.6	0	29.4	16
17 Deaths from immaturity	—	—	—	0	0	0	—	—	—	0	0	0	17
18 1-4 years **	—	—	—	0	0	0	1	—	1	0	0	0	18
19 Maternal deaths	—	—	—	0	0	0	—	—	—	0	0	0	19
<b>CAUSE OF DEATH</b>													
20 Tuberculosis, all forms (001-019)	—	—	—	0	0	0	—	—	—	0	0	0	20
21 Syphilis and its sequelae (020-029)	—	—	—	0	0	0	—	—	—	0	0	0	21
22 Typhoid fever (040)	—	—	—	0	0	0	—	—	—	0	0	0	22
23 Dysentery, all forms (045-048)	—	—	—	0	0	0	—	—	—	0	0	0	23
24 Scarlet fever (050)	—	—	—	0	0	0	—	—	—	0	0	0	24
25 Streptococcal sore throat (051)	—	—	—	0	0	0	—	—	—	0	0	0	25
26 Diphtheria (055)	—	—	—	0	0	0	—	—	—	0	0	0	26
27 Whooping cough (056)	—	—	—	0	0	0	—	—	—	0	0	0	27
28 Meningococcal infections (057)	—	—	—	0	0	0	—	—	—	0	0	0	28
29 Acute poliomyelitis (080)	—	—	—	0	0	0	—	—	—	0	0	0	29
30 Acute infectious encephalitis (082)	—	—	—	0	0	0	—	—	—	0	0	0	30
31 Smallpox (084)	—	—	—	0	0	0	—	—	—	0	0	0	31
32 Measles (085)	—	—	—	0	0	0	—	—	—	0	0	0	32
33 Typhus and other rickettsial diseases (100-103, 105-108)	—	—	—	0	0	0	—	—	—	0	0	0	33
34 Rocky Mountain spotted fever (104)	—	—	—	0	0	0	—	—	—	0	0	0	34
35 Malaria (110-117)	—	—	—	0	0	0	—	—	—	0	0	0	35
36 All other diseases classified as infective and parasitic (030-039, 041-044, 049, 052-054, 059-074, 081, 083, 086-096, 120-138)	—	—	—	0	0	0	—	—	—	0	0	0	36
37 Malignant neoplasms, including neoplasms of lymphatic and haematopoietic tissues (140-205)	10	4	6	137.0	190.5	115.4	—	—	—	0	0	0	37
38 Benign and unspecified neoplasms (210-239)	—	—	—	0	0	0	—	—	—	0	0	0	38
39 Diabetes mellitus (260)	1	—	1	13.7	0	19.2	—	—	—	0	0	0	39
40 Pellagra (281)	—	—	—	0	0	0	—	—	—	0	0	0	40
41 Anemias (290-293)	—	—	—	0	0	0	—	—	—	0	0	0	41
42 Vascular lesions affecting central nervous system (330-334)	17	7	10	232.9	333.3	192.3	4	2	2	117.6	166.7	90.9	42
43 Nonmeningococcal meningitis (340)	—	—	—	0	0	0	—	—	—	0	0	0	43
44 Rheumatic fever (400-402)	—	—	—	0	0	0	—	—	—	0	0	0	44
45 Heart diseases (410-443)	24	14	10	328.8	666.7	192.3	10	7	3	294.1	583.3	136.4	45
46 Hypertension without mention of heart (444-447)	—	—	—	0	0	0	2	1	1	58.8	83.3	45.5	46
47 Influenza and pneumonia (480-483, 490-493)	9	1	8	123.3	47.6	153.8	5	1	4	147.1	83.3	181.8	47
48 Bronchitis (500-502)	—	—	—	0	0	0	—	—	—	0	0	0	48
49 Ulcer of stomach and duodenum (540, 541)	—	—	—	0	0	0	—	—	—	0	0	0	49
50 Appendicitis (550-553)	—	—	—	0	0	0	—	—	—	0	0	0	50
51 Intestinal obstruction and hernia (560, 561, 570)	—	—	—	0	0	0	—	—	—	0	0	0	51
52 Gastritis, duodenitis, enteritis and colitis (except diarrhea of the newborn) (543, 571, 572)	—	—	—	0	0	0	—	—	—	0	0	0	52
53 Cirrhosis of liver (581)	2	—	2	27.4	0	38.5	—	—	—	0	0	0	53
54 Nephritis and nephrosis (590-594)	—	—	—	0	0	0	—	—	—	0	0	0	54
55 Hyperplasia of prostate (610)	—	—	—	0	0	0	—	—	—	0	0	0	55
56 Complications of pregnancy, childbirth and the puerperium (640-652, 670-689)	—	—	—	0	0	0	—	—	—	0	0	0	56
57 Congenital malformations (750-759)	—	—	—	0	0	0	1	—	1	29.4	0	45.5	57
58 Birth injuries, postnatal asphyxia and atelectasis (760-762)	1	—	1	13.7	0	19.2	1	—	1	29.4	0	45.5	58
59 Infection of the newborn (763-768)	—	—	—	0	0	0	—	—	—	0	0	0	59
60 Other diseases peculiar to early infancy, and immaturity unqualified (769-776)	—	—	—	0	0	0	—	—	—	0	0	0	60
61 Senility, without mention of psychosis (794)	—	—	—	0	0	0	—	—	—	0	0	0	61
62 Ill-defined and unknown causes (780-793, 795)	—	—	—	0	0	0	2	1	1	58.8	83.3	45.5	62
63 Motor vehicle accidents (E810-E835)	—	—	—	0	0	0	1	—	1	29.4	0	45.5	63
64 All other accidents (E800-E802, E840-E962)	3	1	2	41.1	47.6	38.5	—	—	—	0	0	0	64
65 Suicide (E963, E970-E979)	1	—	1	13.7	0	19.2	—	—	—	0	0	0	65
66 Homicide (E964, E980-E985)	1	—	1	13.7	0	19.2	—	—	—	0	0	0	66
67 All other diseases (residual)	4	2	2	54.8	95.2	38.5	4	1	3	117.6	83.3	136.4	67

TABLE XIII VITAL STATISTICS, BY COUNTY, BY RACE, GEORGIA, 1967

ITEM	TATTNALL						TAYLOR						
	Number			Rate or Ratio *			Number			Rate or Ratio *			
	Total	White	Non-White	Total	White	Non-White	Total	White	Non-White	Total	White	Non-White	
1 Estimated population as of July 1	14,100	10,000	4,100				8,600	4,400	4,200				1
<b>LIVE BIRTHS</b>													
2 Total	278	166	112	19.7	16.6	27.3	144	68	76	16.7	15.5	18.1	2
3 Delivered in hospital	229	165	64	82.4%	99.4%	57.1%	94	68	26	65.3%	100.0%	34.2%	3
4 Delivered in home by physician	28	1	27	10.1%	0.6%	24.1%	1	—	1	0.7%	0%	1.3%	4
5 Delivered in home by midwife	21	—	21	7.6%	0%	18.8%	49	—	49	34.0%	0%	64.5%	5
6 Other deliveries	—	—	—	0%	0%	0%	—	—	—	0%	0%	0%	6
7 Immature births	29	18	11	104.3	108.4	98.2	10	3	7	69.4	44.1	92.1	7
8 Live births to unwed mothers	35	3	32	125.9	18.1	285.7	20	—	20	138.9	0	263.2	8
<b>FETAL DEATHS</b>													
9 Total	6	5	1	21.6	30.1	8.9	5	—	5	34.7	0	65.8	9
10 Under 20 weeks gestation	3	3	—	10.8	18.1	0	—	—	—	0	0	0	10
11 20-27 weeks gestation	1	1	—	3.6	6.0	0	1	—	1	6.9	0	13.2	11
12 28 weeks and more	2	1	1	7.2	6.0	8.9	4	—	4	27.8	0	52.6	12
13 Unknown length of gestation	—	—	—	0	0	0	—	—	—	0	0	0	13
<b>DEATHS</b>													
14 Total, all ages	165	125	40	1170.2	1250.0	975.6	88	40	48	1023.3	909.1	1142.9	14
15 Under 1 year	9	5	4	32.4	30.1	35.7	10	1	9	69.4	14.7	118.4	15
16 Under 28 days	7	5	2	25.2	30.1	17.9	8	1	7	55.6	14.7	92.1	16
17 Deaths from immaturity	—	—	—	0	0	0	2	—	2	13.9	0	26.3	17
18 1-4 years **	4	3	1	—	—	—	—	—	—	—	—	—	18
19 Maternal deaths	—	—	—	0	0	0	—	—	—	0	0	0	19
<b>CAUSE OF DEATH</b>													
20 Tuberculosis, all forms (001-019)	1	1	—	7.1	10.0	0	1	—	1	11.6	0	23.8	20
21 Syphilis and its sequelae (020-029)	—	—	—	0	0	0	—	—	—	0	0	0	21
22 Typhoid fever (040)	—	—	—	0	0	0	—	—	—	0	0	0	22
23 Dysentery, all forms (045-048)	—	—	—	0	0	0	—	—	—	0	0	0	23
24 Scarlet fever (050)	—	—	—	0	0	0	—	—	—	0	0	0	24
25 Streptococcal sore throat (051)	—	—	—	0	0	0	—	—	—	0	0	0	25
26 Diphtheria (055)	—	—	—	0	0	0	—	—	—	0	0	0	26
27 Whooping cough (056)	—	—	—	0	0	0	—	—	—	0	0	0	27
28 Meningococcal infections (057)	—	—	—	0	0	0	—	—	—	0	0	0	28
29 Acute poliomyelitis (080)	—	—	—	0	0	0	—	—	—	0	0	0	29
30 Acute infectious encephalitis (082)	—	—	—	0	0	0	—	—	—	0	0	0	30
31 Smallpox (084)	—	—	—	0	0	0	—	—	—	0	0	0	31
32 Measles (085)	—	—	—	0	0	0	—	—	—	0	0	0	32
33 Typhus and other rickettsial diseases (100-103, 105-108)	—	—	—	0	0	0	—	—	—	0	0	0	33
34 Rocky Mountain spotted fever (104)	—	—	—	0	0	0	—	—	—	0	0	0	34
35 Malaria (110-117)	—	—	—	0	0	0	—	—	—	0	0	0	35
36 All other diseases classified as infective and parasitic (030-039, 041-044, 049, 052-054, 059-074, 081, 083, 086-096, 120-138)	1	—	1	7.1	0	24.4	—	—	—	0	0	0	36
37 Malignant neoplasms, including neoplasms of lymphatic and haematopoietic tissues (140-205)	12	10	2	85.1	100.0	48.8	9	5	4	104.7	113.6	95.2	37
38 Benign and unspecified neoplasms (210-239)	—	—	—	0	0	0	1	—	1	11.6	0	23.8	38
39 Diabetes mellitus (260)	3	2	1	21.3	20.0	24.4	—	—	—	0	0	0	39
40 Pellagra (281)	—	—	—	0	0	0	—	—	—	0	0	0	40
41 Anemias (290-293)	—	—	—	0	0	0	—	—	—	0	0	0	41
42 Vascular lesions affecting central nervous system (330-334)	28	18	10	198.6	180.0	243.9	20	6	14	232.6	136.4	333.3	42
43 Nonmeningococcal meningitis (340)	1	—	1	7.1	0	24.4	—	—	—	0	0	0	43
44 Rheumatic fever (400-402)	—	—	—	0	0	0	—	—	—	0	0	0	44
45 Heart diseases (410-443)	61	50	11	432.6	500.0	268.3	25	18	7	290.7	409.1	166.7	45
46 Hypertension without mention of heart (444-447)	—	1	—	7.1	10.0	0	—	—	—	0	0	0	46
47 Influenza and pneumonia (480-483, 490-493)	6	5	1	42.6	50.0	24.4	2	—	2	23.3	0	47.6	47
48 Bronchitis (500-502)	—	—	—	0	0	0	—	—	—	0	0	0	48
49 Ulcer of stomach and duodenum (540, 541)	1	1	—	7.1	10.0	0	1	—	1	11.6	0	23.8	49
50 Appendicitis (550-553)	—	—	—	0	0	0	—	—	—	0	0	0	50
51 Intestinal obstruction and hernia (560, 561, 570)	1	—	1	7.1	0	24.4	1	—	1	11.6	0	23.8	51
52 Gastritis, duodenitis, enteritis and colitis (except diarrhea of the newborn) (543, 571, 572)	1	—	1	7.1	0	24.4	1	1	—	11.6	22.7	0	52
53 Cirrhosis of liver (581)	1	1	—	7.1	10.0	0	—	—	—	0	0	0	53
54 Nephritis and nephrosis (590-594)	3	3	—	21.3	30.0	0	1	—	1	11.6	0	23.8	54
55 Hyperplasia of prostate (610)	—	—	—	0	0	0	—	—	—	0	0	0	55
56 Complications of pregnancy, childbirth and the puerperium (640-652, 670-689)	—	—	—	0	0	0	—	—	—	0	0	0	56
57 Congenital malformations (750-759)	—	—	—	0	0	0	—	—	—	0	0	0	57
58 Birth injuries, postnatal asphyxia and atelectasis (760-762)	4	3	1	28.4	30.0	24.4	1	—	1	11.6	0	23.8	58
59 Infection of the newborn (763-768)	1	—	1	7.1	0	24.4	2	—	2	23.3	0	47.6	59
60 Other diseases peculiar to early infancy, and immaturity unqualified (769-776)	2	2	—	14.2	20.0	0	3	1	2	34.9	22.7	47.6	60
61 Senility, without mention of psychosis (794)	—	—	—	0	0	0	1	1	—	11.6	22.7	0	61
62 Ill-defined and unknown causes (780-793, 795)	2	—	2	14.2	0	48.8	3	1	2	34.9	22.7	47.6	62
63 Motor vehicle accidents (E810-E835)	5	5	—	35.5	50.0	0	4	3	1	46.5	68.2	23.8	63
64 All other accidents (E800-E802, E840-E962)	10	8	2	70.9	80.0	48.8	5	1	4	58.1	22.7	95.2	64
65 Suicide (E963, E970-E979)	—	—	—	0	0	0	1	—	1	11.6	22.7	0	65
66 Homicide (E964, E980-E985)	2	—	2	14.2	0	48.8	1	—	1	11.6	0	23.8	66
67 All other diseases (residual)	18	15	3	127.7	150.0	73.2	5	2	3	58.1	45.5	71.4	67



TABLE XIII VITAL STATISTICS, BY COUNTY, BY RACE, GEORGIA, 1967

ITEM	TELEFAIR						TERRELL					
	Number			Rate or Ratio *			Number			Rate or Ratio *		
	Total	White	Non-White	Total	White	Non-White	Total	White	Non-White	Total	White	Non-White
1 Estimated population as of July 1	12,400	8,100	4,300				13,600	4,600	9,000			
<b>LIVE BIRTHS</b>												
2 Total	210	97	113	16.9	12.0	26.3	276	43	233	20.3	9.3	25.9
3 Delivered in hospital	135	92	43	64.3%	94.8%	38.1%	116	43	73	42.0%	100.0%	31.3%
4 Delivered in home by physician	4	3	1	1.9%	3.1%	0.9%	3		3	1.1%	0%	1.3%
5 Delivered in home by midwife	70	2	68	33.3%	2.1%	60.2%	157		157	56.9%	0%	67.4%
6 Other deliveries	1		1	0.5%	0%	0.9%				0%	0%	0%
7 Immature births	27	9	18	128.6	92.8	159.3	33	2	31	119.6	46.5	133.0
8 Live births to unwed mothers	30	5	25	142.9	51.5	221.2	63	1	62	228.3	23.3	266.1
<b>FETAL DEATHS</b>												
9 Total	5	4	1	23.8	41.2	8.8	6	1	5	21.7	23.3	21.5
10 Under 20 weeks gestation	1	1		4.8	10.3	0				0	0	0
11 20-27 weeks gestation				0	0	0	1		1	3.6	0	4.3
12 28 weeks and more	4	3	1	19.0	30.9	8.8	5	1	4	18.1	23.3	17.2
13 Unknown length of gestation				0	0	0				0	0	0
<b>DEATHS</b>												
14 Total, all ages	159	108	51	1282.3	1333.3	1186.0	139	67	72	1022.1	1456.5	800.0
15 Under 1 year	9	2	7	42.9	20.6	61.9	11		11	39.9	0	47.2
16 Under 28 days	4	2	2	19.0	20.6	17.7	9		9	32.6	0	38.6
17 Deaths from immaturity	1		1	4.8	0	8.8	1		1	3.6	0	4.3
18 1-4 years * *	1	1										
19 Maternal deaths				0	0	0				0	0	0
<b>CAUSE OF DEATH</b>												
20 Tuberculosis, all forms (001-019)				0	0	0				0	0	0
21 Syphilis and its sequelae (020-029)				0	0	0				0	0	0
22 Typhoid fever (040)				0	0	0				0	0	0
23 Dysentery, all forms (045-048)				0	0	0				0	0	0
24 Scarlet fever (050)				0	0	0				0	0	0
25 Streptococcal sore throat (051)				0	0	0				0	0	0
26 Diphtheria (055)				0	0	0				0	0	0
27 Whooping cough (056)				0	0	0				0	0	0
28 Meningococcal infections (057)				0	0	0				0	0	0
29 Acute poliomyelitis (080)				0	0	0				0	0	0
30 Acute infectious encephalitis (082)				0	0	0				0	0	0
31 Smallpox (084)				0	0	0				0	0	0
32 Measles (085)				0	0	0				0	0	0
33 Typhus and other rickettsial diseases (100-103, 105-108)				0	0	0				0	0	0
34 Rocky Mountain spotted fever (104)				0	0	0				0	0	0
35 Malaria (110-117)				0	0	0				0	0	0
36 All other diseases classified as infective and parasitic (030-039, 041-044, 049, 052-054, 059-074, 081, 083, 086-096, 120-138)	2	1	1	16.1	12.3	23.3				0	0	0
37 Malignant neoplasms, including neoplasms of lymphatic and haematopoietic tissues (140-205)	19	13	6	153.2	160.5	139.5	18	12	6	132.4	260.9	66.7
38 Benign and unspecified neoplasms (210-239)				0	0	0				0	0	0
39 Diabetes mellitus (260)				0	0	0	1	1		7.4	21.7	0
40 Pellagra (281)				0	0	0				0	0	0
41 Anemias (290-293)	1	1		8.1	12.3	0				0	0	0
42 Vascular lesions affecting central nervous system (330-334)	40	29	11	322.6	358.0	255.8	28	11	17	205.9	239.1	188.9
43 Nonmeningococcal meningitis (340)				0	0	0				0	0	0
44 Rheumatic fever (400-402)	1		1	8.1	0	23.3				0	0	0
45 Heart diseases (410-443)	46	30	16	371.0	370.4	372.1	49	26	23	360.3	565.2	255.6
46 Hypertension without mention of heart (444-447)				0	0	0	2		2	14.7	0	22.2
47 Influenza and pneumonia (480-483, 490-493)	2	2		16.1	24.7	0	4	1	3	29.4	21.7	33.3
48 Bronchitis (500-502)				0	0	0	1	1		7.4	21.7	0
49 Ulcer of stomach and duodenum (540, 541)				0	0	0				0	0	0
50 Appendicitis (550-553)				0	0	0				0	0	0
51 Intestinal obstruction and hernia (560, 561, 570)	1		1	8.1	0	23.3	1	1		7.4	21.7	0
52 Gastritis, duodenitis, enteritis and colitis (except diarrhea of the newborn) (543, 571, 572)	2	1	1	16.1	12.3	23.3				0	0	0
53 Cirrhosis of liver (581)				0	0	0				0	0	0
54 Nephritis and nephrosis (590-594)	2	1	1	16.1	12.3	23.3	1		1	7.4	0	11.1
55 Hyperplasia of prostate (610)				0	0	0				0	0	0
56 Complications of pregnancy, childbirth and the puerperium (640-652, 670-689)				0	0	0				0	0	0
57 Congenital malformations (750-759)				0	0	0				0	0	0
58 Birth injuries, postnatal asphyxia and atelectasis (760-762)	1	1		8.1	12.3	0	5		5	36.8	0	55.6
59 Infection of the newborn (763-768)				0	0	0	1		1	7.4	0	11.1
60 Other diseases peculiar to early infancy, and immaturity unqualified (769-776)	3	1	2	24.2	12.3	46.5	1		1	7.4	0	11.1
61 Senility, without mention of psychosis (794)				0	0	0				0	0	0
62 Ill-defined and unknown causes (780-793, 795)	9			0	0	0	2		2	14.7	0	22.2
63 Motor vehicle accidents (E810-E835)	9	9		72.6	111.1	0	6	4	2	44.1	87.0	22.2
64 All other accidents (E800-E802, E840-E962)	7	4	3	56.5	49.4	69.8				0	0	0
65 Suicide (E963, E970-E979)	3	3		24.2	37.0	0				0	0	0
66 Homicide (E964, E980-E985)	6	1	5	48.4	12.3	116.3	1		1	7.4	0	11.1
67 All other diseases (residual)	14	11	3	112.9	135.8	69.8	18	10	8	132.4	217.4	88.9

TABLE XIII VITAL STATISTICS, BY COUNTY, BY RACE, GEORGIA, 1967

ITEM	THOMAS						TIFT						
	Number			Rate or Ratio *			Number			Rate or Ratio *			
	Total	White	Non-White	Total	White	Non-White	Total	White	Non-White	Total	White	Non-White	
1 Estimated population as of July 1	36,800	21,200	15,600				25,400	17,600	7,800				1
<b>LIVE BIRTHS</b>													
2 Total	637	300	337	17.3	14.2	21.6	571	388	183	22.5	22.0	23.5	2
3 Delivered in hospital	457	295	162	71.7%	98.3%	48.1%	468	386	82	82.0%	99.5%	44.8%	3
4 Delivered in home by physician	6	4	2	0.9%	1.3%	0.6%	1	—	1	0.2%	0%	0.5%	4
5 Delivered in home by midwife	174	1	173	27.3%	0.3%	51.3%	102	2	100	17.9%	0.5%	54.6%	5
6 Other deliveries	—	—	—	0%	0%	0%	—	—	—	0%	0%	0%	6
7 Immature births	59	14	45	92.6	46.7	133.5	42	26	16	73.6	67.0	87.4	7
8 Live births to unwed mothers	101	7	94	158.6	23.3	278.9	63	7	56	110.3	18.0	306.0	8
<b>FETAL DEATHS</b>													
9 Total	41	24	17	64.4	80.0	50.4	14	9	5	24.5	23.2	27.3	9
10 Under 20 weeks gestation	28	21	7	44.0	70.0	20.8	4	2	2	7.0	5.2	10.9	10
11 20-27 weeks gestation	3	1	2	4.7	3.3	5.9	3	3	—	5.3	7.7	0	11
12 28 weeks and more	9	2	7	14.1	6.7	20.8	7	4	3	12.3	10.3	16.4	12
13 Unknown length of gestation	1	—	1	1.6	0	3.0	—	—	—	0	0	0	13
<b>DEATHS</b>													
14 Total, all ages	395	239	156	1073.4	1127.4	1000.0	203	148	55	799.2	840.9	705.1	14
15 Under 1 year	20	4	16	31.4	13.3	47.5	9	4	5	15.8	10.3	27.3	15
16 Under 28 days	12	3	9	18.8	10.0	26.7	5	1	4	8.8	2.6	21.9	16
17 Deaths from immaturity	3	—	3	4.7	0	8.9	2	—	2	3.5	0	10.9	17
18 1-4 years **	4	1	3	—	—	—	2	1	1	—	—	—	18
19 Maternal deaths	1	—	1	15.7	0	29.7	1	1	—	17.5	25.8	0	19
<b>CAUSE OF DEATH</b>													
20 Tuberculosis, all forms (001-019)	1	—	1	2.7	0	6.4	1	—	1	3.9	0	12.8	20
21 Syphilis and its sequelae (020-029)	—	—	—	0	0	0	1	1	—	3.9	5.7	0	21
22 Typhoid fever (040)	—	—	—	0	0	0	1	1	—	3.9	5.7	0	22
23 Dysentery, all forms (045-048)	—	—	—	0	0	0	—	—	—	0	0	0	23
24 Scarlet fever (050)	—	—	—	0	0	0	—	—	—	0	0	0	24
25 Streptococcal sore throat (051)	—	—	—	0	0	0	—	—	—	0	0	0	25
26 Diphtheria (055)	—	—	—	0	0	0	—	—	—	0	0	0	26
27 Whooping cough (056)	—	—	—	0	0	0	—	—	—	0	0	0	27
28 Meningococcal infections (057)	—	—	—	0	0	0	—	—	—	0	0	0	28
29 Acute poliomyelitis (080)	—	—	—	0	0	0	—	—	—	0	0	0	29
30 Acute infectious encephalitis (082)	—	—	—	0	0	0	—	—	—	0	0	0	30
31 Smallpox (084)	—	—	—	0	0	0	—	—	—	0	0	0	31
32 Measles (085)	—	—	—	0	0	0	—	—	—	0	0	0	32
33 Typhus and other rickettsial diseases (100-103, 105-108)	—	—	—	0	0	0	—	—	—	0	0	0	33
34 Rocky Mountain spotted fever (104)	—	—	—	0	0	0	—	—	—	0	0	0	34
35 Malaria (110-117)	—	—	—	0	0	0	—	—	—	0	0	0	35
36 All other diseases classified as infective and parasitic (030-039, 041-044, 049, 052-054, 059-074, 081, 083, 086-096, 120-138)	—	—	—	0	0	0	2	1	1	7.9	5.7	12.8	36
37 Malignant neoplasms, including neoplasms of lymphatic and haematopoietic tissues (140-205)	59	41	18	160.3	193.4	115.4	27	22	5	106.3	125.0	64.1	37
38 Benign and unspecified neoplasms (210-239)	1	1	—	2.7	4.7	0	—	—	—	0	0	0	38
39 Diabetes mellitus (260)	9	2	7	24.5	9.4	44.9	—	—	—	0	0	0	39
40 Pellagra (281)	—	—	—	0	0	0	—	—	—	0	0	0	40
41 Anemias (290-293)	1	1	—	2.7	4.7	0	—	—	—	0	0	0	41
42 Vascular lesions affecting central nervous system (330-334)	49	28	21	133.2	132.1	134.6	41	26	15	161.4	147.7	192.3	42
43 Nonmeningococcal meningitis (340)	1	—	1	2.7	0	6.4	—	—	—	0	0	0	43
44 Rheumatic fever (400-402)	—	—	—	0	0	0	—	—	—	0	0	0	44
45 Heart diseases (410-443)	138	89	49	375.0	419.8	314.1	61	50	11	240.2	284.1	141.0	45
46 Hypertension without mention of heart (444-447)	2	1	1	5.4	4.7	6.4	3	1	2	11.8	5.7	25.6	46
47 Influenza and pneumonia (480-483, 490-493)	20	8	12	54.3	37.7	76.9	8	8	—	31.5	45.5	0	47
48 Bronchitis (500-502)	1	1	—	2.7	4.7	0	—	—	—	0	0	0	48
49 Ulcer of stomach and duodenum (540, 541)	1	—	1	2.7	0	6.4	1	1	—	3.9	5.7	0	49
50 Appendicitis (550-553)	—	—	—	0	0	0	—	—	—	0	0	0	50
51 Intestinal obstruction and hernia (560, 561, 570)	3	2	1	8.2	9.4	6.4	1	1	—	3.9	5.7	0	51
52 Gastritis, duodenitis, enteritis and colitis (except diarrhea of the newborn) (543, 571, 572)	3	2	1	8.2	9.4	6.4	2	1	1	7.9	5.7	12.8	52
53 Cirrhosis of liver (581)	1	1	—	2.7	4.7	0	1	1	—	3.9	5.7	0	53
54 Nephritis and nephrosis (590-594)	5	2	3	13.6	9.4	19.2	—	—	—	0	0	0	54
55 Hyperplasia of prostate (610)	1	—	1	2.7	0	6.4	—	—	—	0	0	0	55
56 Complications of pregnancy, childbirth and the puerperium (640-652, 670-689)	1	—	1	2.7	0	6.4	1	1	—	3.9	5.7	0	56
57 Congenital malformations (750-759)	1	—	1	2.7	0	6.4	1	—	1	3.9	0	12.8	57
58 Birth injuries, postnatal asphyxia and atelectasis (760-762)	5	3	2	13.6	14.2	12.8	1	—	1	3.9	0	12.8	58
59 Infection of the newborn (763-768)	3	—	3	8.2	0	19.2	1	—	1	3.9	0	12.8	59
60 Other diseases peculiar to early infancy, and immaturity unqualified (769-776)	3	—	3	8.2	0	19.2	3	1	2	11.8	5.7	25.6	60
61 Senility, without mention of psychosis (794)	—	—	—	0	0	0	—	—	—	0	0	0	61
62 Ill-defined and unknown causes (780-793, 795)	3	—	3	8.2	0	19.2	3	—	3	11.8	0	38.5	62
63 Motor vehicle accidents (E810-E835)	19	16	3	51.6	75.5	19.2	8	6	2	31.5	34.1	25.6	63
64 All other accidents (E800-E802, E840-E962)	14	7	7	38.0	33.0	44.9	11	8	3	43.3	45.5	38.5	64
65 Suicide (E963, E970-E979)	5	5	—	13.6	23.6	0	3	2	1	11.8	11.4	12.8	65
66 Homicide (E964, E980-E985)	2	—	2	5.4	0	12.8	1	—	1	3.9	0	12.8	66
67 All other diseases (residual)	43	29	14	116.8	136.8	89.7	20	16	4	78.7	90.9	51.3	67

TABLE XIII VITAL STATISTICS, BY COUNTY, BY RACE, GEORGIA, 1967

ITEM	COUNTIES						TOWNS						
	Number			Rate or Ratio *			Number			Rate or Ratio *			
	Total	White	Non-White	Total	White	Non-White	Total	White	Non-White	Total	White	Non-White	
1 Estimated population as of July 1	187,100	127,900	59,200				47,700	47,700	0				1
<b>LIVE BIRTHS</b>													
2 Total	386	239	147	21.3	18.5	28.3	56	56	-	11.9	11.9	...	2
3 Delivered in hospital	293	236	57	75.9%	98.7%	38.8%	56	56	-	100.0%	100.0%	...	3
4 Delivered in home by physician	3	1	2	0.8%	0.4%	1.4%	-	-	-	0%	0%	...	4
5 Delivered in home by midwife	88	1	87	22.8%	0.4%	59.2%	-	-	-	0%	0%	...	5
6 Other deliveries	2	1	1	0.5%	0.4%	0.7%	-	-	-	0%	0%	...	6
7 Immature births	28	9	19	7.2%	3.7%	12.9%	5	5	-	8.9%	8.9%	...	7
8 Live births to unwed mothers	48	10	38	12.4%	4.1%	25.8%	1	1	-	17.9%	17.9%	...	8
<b>FETAL DEATHS</b>													
9 Total	6	4	2	15.5	16.7	13.6	1	1	-	17.9	17.9	...	9
10 Under 20 weeks gestation	2	1	1	5.2	4.2	6.8	-	-	-	0	0	...	10
11 20-27 weeks gestation	1	1	-	2.6	4.2	0	-	-	-	0	0	...	11
12 28 weeks and more	3	2	1	7.8	8.4	6.8	1	1	-	17.9	17.9	...	12
13 Unknown length of gestation	-	-	-	0	0	0	-	-	-	0	0	...	13
<b>DEATHS</b>													
14 Total, all ages	190	141	49	104.7	109.0	94.2	45	45	-	957.4	957.4	...	14
15 Under 1 year	11	-	11	28.5	0	74.8	-	-	-	0	0	...	15
16 Under 28 days	6	-	6	15.5	0	40.8	-	-	-	0	0	...	16
17 Deaths from immaturity	1	-	1	2.6	0	6.8	-	-	-	0	0	...	17
18 1-4 years "	3	2	1	-	-	-	1	1	-	-	-	...	18
19 Maternal deaths	-	-	-	0	0	0	-	-	-	0	0	...	19
<b>CAUSE OF DEATH</b>													
20 Tuberculosis, all forms (001-019)	-	-	-	0	0	0	-	-	-	0	0	...	20
21 Syphilis and its sequelae (020-029)	-	-	-	0	0	0	-	-	-	0	0	...	21
22 Typhoid fever (040)	-	-	-	0	0	0	-	-	-	0	0	...	22
23 Dysentery, all forms (045-048)	-	-	-	0	0	0	-	-	-	0	0	...	23
24 Scarlet fever (050)	-	-	-	0	0	0	-	-	-	0	0	...	24
25 Streptococcal sore throat (051)	-	-	-	0	0	0	-	-	-	0	0	...	25
26 Diphtheria (055)	-	-	-	0	0	0	-	-	-	0	0	...	26
27 Whooping cough (056)	-	-	-	0	0	0	-	-	-	0	0	...	27
28 Meningococcal infections (057)	-	-	-	0	0	0	-	-	-	0	0	...	28
29 Acute poliomyelitis (080)	-	-	-	0	0	0	-	-	-	0	0	...	29
30 Acute infectious encephalitis (082)	-	-	-	0	0	0	-	-	-	0	0	...	30
31 Smallpox (084)	-	-	-	0	0	0	-	-	-	0	0	...	31
32 Measles (085)	-	-	-	0	0	0	-	-	-	0	0	...	32
33 Typhus and other rickettsial diseases (100-103, 105-108)	-	-	-	0	0	0	-	-	-	0	0	...	33
34 Rocky Mountain spotted fever (104)	-	-	-	0	0	0	-	-	-	0	0	...	34
35 Malaria (110-117)	-	-	-	0	0	0	-	-	-	0	0	...	35
36 All other diseases classified as infective and parasitic (030-039, 041-044, 049, 052-054, 059-074, 081, 083, 085-096, 120-138)	-	-	-	0	0	0	-	-	-	0	0	...	36
37 Malignant neoplasms, including neoplasms of lymphatic and hematopoietic tissues (140-205)	21	17	4	116.0	131.8	76.9	1	1	-	21.3	21.3	...	37
38 Benign and unspecified neoplasms (210-239)	-	-	-	0	0	0	-	-	-	0	0	...	38
39 Diabetes mellitus (260)	3	2	1	16.6	15.5	19.2	1	1	-	21.3	21.3	...	39
40 Poliomyelitis (281)	-	-	-	0	0	0	-	-	-	0	0	...	40
41 Anomalies (290-293)	1	-	1	5.5	0	19.2	-	-	-	0	0	...	41
42 Vesicular lesions involving central nervous system (330-334)	41	32	9	226.5	248.1	173.1	2	2	-	42.6	42.6	...	42
43 Hemorrhagic meningitis (340)	-	-	-	0	0	0	-	-	-	0	0	...	43
44 Pneumonic fever (400-402)	-	-	-	0	0	0	-	-	-	0	0	...	44
45 Heart disease (410-413)	4	3	1	25.1	271.2	211.5	26	26	-	553.2	553.2	...	45
46 Hypertension without mention of heart (442-447)	2	-	2	11.0	15.5	0	1	1	-	21.3	21.3	...	46
47 Influenza and pneumonia (480-483, 490-493)	5	5	0	49.7	38.8	76.9	3	3	-	63.8	63.8	...	47
48 Bronchitis (500-502)	1	-	1	5.5	0	0	-	-	-	0	0	...	48
49 Ulcer of stomach and duodenum (560, 561)	2	-	2	11.0	15.5	0	-	-	-	0	0	...	49
50 Appendicitis (550-553)	-	-	-	0	0	0	-	-	-	0	0	...	50
51 Intestinal obstruction and hernia (560, 561, 570)	-	-	-	0	0	0	-	-	-	0	0	...	51
52 Esophitis, duodenitis, gastritis and colitis (except diarrhea of the newborn) (540, 571, 572)	2	-	2	11.0	0	38.5	-	-	-	0	0	...	52
53 Cirrhosis of liver (531)	5	-	5	27.6	38.8	0	-	-	-	0	0	...	53
54 Nephritis and nephrosis (590-594)	2	1	1	16.6	15.5	19.2	-	-	-	0	0	...	54
55 Hypertonia of prostate (610)	-	-	-	0	0	0	-	-	-	0	0	...	55
56 Complications of pregnancy, childbirth and the puerperium (640-652, 670-689)	-	-	-	0	0	0	-	-	-	0	0	...	56
57 Congenital malformations (750-759)	-	-	-	0	0	0	-	-	-	0	0	...	57
58 Birth injuries, postnatal asphyxia and atelectasis (760-762)	1	-	1	5.5	0	19.2	-	-	-	0	0	...	58
59 Infection of the newborn (763-768)	7	-	7	38.7	0	0	-	-	-	0	0	...	59
60 Other diseases peculiar to early infancy, and immaturity unqualified (769-774)	-	-	-	0	0	0	-	-	-	0	0	...	60
61 Senility, without mention of psychosis (794)	-	-	-	0	0	0	-	-	-	0	0	...	61
62 Ill-defined and unknown causes (780-793, 795)	1	-	1	5.5	0	19.2	-	-	-	0	0	...	62
63 Motor vehicle accidents (8810-8835)	19	17	2	105.0	131.8	38.5	2	2	-	42.6	42.6	...	63
64 All other accidents (8900-8902, 8940-8952)	3	3	-	16.6	23.3	0	2	2	-	42.6	42.6	...	64
65 Suicide (E963, E970-E979)	1	-	1	5.5	0	0	1	1	-	21.3	21.3	...	65
66 Homicide (E964, E980-E985)	6	4	2	33.1	31.0	38.5	6	6	-	0	0	...	66
67 All other diseases (residual)	19	15	3	99.4	116.3	57.7	6	6	-	127.7	127.7	...	67

86 TABLE XIII VITAL STATISTICS, BY COUNTY, BY RACE, GEORGIA, 1967

ITEM	TREUTLEN						TROUP						
	Number			Rate or Ratio *			Number			Rate or Ratio *			
	Total	White	Non-White	Total	White	Non-White	Total	White	Non-White	Total	White	Non-White	
1 Estimated population as of July 1	6,200	4,100	2,100				47,300	29,700	17,600				1
<b>LIVE BIRTHS</b>													
2 Total	123	56	67	19.8	13.7	31.9	855	479	376	18.1	16.1	21.4	2
3 Delivered in hospital	86	56	30	69.9%	100.0%	44.8%	739	474	265	86.4%	99.0%	70.5%	3
4 Delivered in home by physician	1	-	1	0.8%	0%	1.5%	11	2	9	1.3%	0.4%	2.4%	4
5 Delivered in home by midwife	36	-	36	29.3%	0%	53.7%	104	3	101	12.2%	0.6%	26.9%	5
6 Other deliveries	-	-	-	0%	0%	0%	1	-	1	0.1%	0%	0.3%	6
7 Immature births	9	5	4	73.2	89.3	59.7	84	36	48	98.2	75.2	127.7	7
8 Live births to unwed mothers	17	-	17	138.2	0	253.7	107	13	94	125.1	27.1	250.0	8
<b>FETAL DEATHS</b>													
9 Total	9	4	5	73.2	71.4	74.6	35	19	16	40.9	39.7	42.6	9
10 Under 20 weeks gestation	3	3	-	24.4	53.6	0	19	12	7	22.2	25.1	18.6	10
11 20-27 weeks gestation	1	-	1	8.1	0	14.9	5	2	3	5.8	4.2	8.0	11
12 28 weeks and more	5	1	4	40.7	17.9	59.7	11	5	6	12.9	10.4	16.0	12
13 Unknown length of gestation	-	-	-	0	0	0	-	-	-	0	0	0	13
<b>DEATHS</b>													
14 Total, all ages	62	42	20	1000.0	1024.4	952.4	515	343	172	1088.8	1154.9	977.3	14
15 Under 1 year	7	1	6	56.9	17.9	89.6	11	4	7	12.9	8.4	18.6	15
16 Under 28 days	2	-	2	16.3	0	29.9	3	2	1	3.5	4.2	2.7	16
17 Deaths from immaturity	1	-	1	8.1	0	14.9	1	1	-	1.2	2.1	0	17
18 1-4 years **	-	-	-	-	-	-	4	1	3	-	-	-	18
19 Maternal deaths	-	-	-	0	0	0	-	-	-	0	0	0	19
<b>CAUSE OF DEATH</b>													
20 Tuberculosis, all forms (001-019)	-	-	-	0	0	0	2	1	1	4.2	3.4	5.7	20
21 Syphilis and its sequelae (020-029)	-	-	-	0	0	0	-	-	-	0	0	0	21
22 Typhoid fever (040)	-	-	-	0	0	0	-	-	-	0	0	0	22
23 Dysentery, all forms (045-048)	-	-	-	0	0	0	-	-	-	0	0	0	23
24 Scarlet fever (050)	-	-	-	0	0	0	-	-	-	0	0	0	24
25 Streptococcal sore throat (051)	-	-	-	0	0	0	-	-	-	0	0	0	25
26 Diphtheria (055)	-	-	-	0	0	0	-	-	-	0	0	0	26
27 Whooping cough (056)	-	-	-	0	0	0	-	-	-	0	0	0	27
28 Meningococcal infections (057)	-	-	-	0	0	0	1	1	-	2.1	3.4	0	28
29 Acute poliomyelitis (080)	-	-	-	0	0	0	-	-	-	0	0	0	29
30 Acute infectious encephalitis (082)	-	-	-	0	0	0	1	1	-	2.1	3.4	0	30
31 Smallpox (084)	-	-	-	0	0	0	-	-	-	0	0	0	31
32 Measles (085)	-	-	-	0	0	0	-	-	-	0	0	0	32
33 Typhus and other rickettsial diseases (100-103, 105-108)	-	-	-	0	0	0	-	-	-	0	0	0	33
34 Rocky Mountain spotted fever (104)	-	-	-	0	0	0	-	-	-	0	0	0	34
35 Malaria (110-117)	-	-	-	0	0	0	-	-	-	0	0	0	35
36 All other diseases classified as infective and parasitic (030-039, 041-044, 049, 052-054, 059-074, 081, 083, 086-096, 120-138)	-	-	-	0	0	0	-	-	-	0	0	0	36
37 Malignant neoplasms, including neoplasms of lymphatic and haemopoietic tissues (140-205)	9	6	3	145.2	146.3	142.9	76	55	21	160.7	185.2	119.3	37
38 Benign and unspecified neoplasms (210-239)	-	-	-	0	0	0	-	-	-	0	0	0	38
39 Diabetes mellitus (240)	4	3	1	64.5	73.2	47.6	9	5	4	19.0	16.8	22.7	39
40 Pellagra (281)	-	-	-	0	0	0	-	-	-	0	0	0	40
41 Anemias (290-293)	-	-	-	0	0	0	1	1	-	2.1	3.4	0	41
42 Vascular lesions affecting central nervous system (330-334)	10	7	3	161.3	170.7	142.9	91	55	36	192.4	185.2	204.5	42
43 Nonmeningococcal meningitis (340)	-	-	-	0	0	0	-	-	-	0	0	0	43
44 Rheumatic fever (400-402)	-	-	-	0	0	0	-	-	-	0	0	0	44
45 Heart diseases (410-443)	18	15	3	290.3	365.9	142.9	186	125	61	393.2	420.9	346.6	45
46 Hypertension without mention of heart (444-447)	-	-	-	0	0	0	3	2	1	6.3	6.7	5.7	46
47 Influenza and pneumonia (480-483, 490-493)	4	1	3	64.5	24.4	142.9	19	8	11	40.2	26.9	62.5	47
48 Bronchitis (500-502)	1	1	-	16.1	24.4	0	-	-	-	0	0	0	48
49 Ulcer of stomach and duodenum (540, 541)	-	-	-	0	0	0	4	4	-	8.5	13.5	0	49
50 Appendicitis (550-553)	-	-	-	0	0	0	2	1	1	4.2	3.4	5.7	50
51 Intestinal obstruction and hernia (560, 561, 570)	-	-	-	0	0	0	4	3	1	8.5	10.1	5.7	51
52 Gastritis, duodenitis, enteritis and colitis (except diarrhea of the newborn) (543, 571, 572)	1	-	1	16.1	0	47.6	3	1	2	6.3	3.4	11.4	52
53 Cirrhosis of liver (581)	-	-	-	0	0	0	6	5	1	12.7	16.8	5.7	53
54 Nephritis and nephrosis (590-594)	-	-	-	0	0	0	6	3	3	12.7	10.1	17.0	54
55 Hyperplasia of prostate (610)	-	-	-	0	0	0	1	1	-	2.1	3.4	0	55
56 Complications of pregnancy, childbirth and the puerperium (640-652, 670-689)	-	-	-	0	0	0	-	-	-	0	0	0	56
57 Congenital malformations (750-759)	-	-	-	0	0	0	4	3	1	8.5	10.1	5.7	57
58 Birth injuries, postnatal asphyxia and atelectasis (760-762)	-	-	-	0	0	0	1	-	1	2.1	0	5.7	58
59 Infection of the newborn (763-768)	-	-	-	0	0	0	-	-	-	0	0	0	59
60 Other diseases peculiar to early infancy, and immaturity unqualified (769-776)	2	-	2	32.3	0	95.2	2	2	-	4.2	6.7	0	60
61 Senility, without mention of psychosis (794)	-	-	-	0	0	0	-	-	-	0	0	0	61
62 Ill-defined and unknown causes (780-793, 795)	-	-	-	0	0	0	1	1	-	2.1	3.4	0	62
63 Motor vehicle accidents (E810-E835)	5	5	-	80.6	122.0	0	15	10	5	31.7	33.7	28.4	63
64 All other accidents (E800-E802, E840-E962)	4	1	3	64.5	24.4	142.9	14	9	5	29.6	30.3	28.4	64
65 Suicide (E963, E970-E979)	-	-	-	0	0	0	6	6	-	12.7	20.2	0	65
66 Homicide (E964, E980-E985)	-	-	-	0	0	0	10	4	6	21.1	13.5	34.1	66
67 All other diseases (residual)	4	3	1	64.5	73.2	47.6	47	36	11	99.4	121.2	62.5	67

TABLE XIII VITAL STATISTICS, BY COUNTY, BY RACE, GEORGIA, 1967

ITEM	TURNER						TWIGGS						
	Number			Rate or Ratio *			Number			Rate or Ratio *			
	Total	White	Non-White	Total	White	Non-White	Total	White	Non-White	Total	White	Non-White	
1 Estimated population as of July 1	8,900	5,400	3,500				8,600	5,400	3,200				1
<b>LIVE BIRTHS</b>													
2 Total	194	100	94	21.8	18.5	26.9	169	46	123	19.7	13.5	23.7	2
3 Delivered in hospital	149	100	49	76.8%	100.0%	52.1%	154	46	108	91.1%	100.0%	87.8%	3
4 Delivered in home by physician	3	-	3	1.5%	0%	3.2%	14	-	14	8.3%	0%	11.4%	4
5 Delivered in home by midwife	42	-	42	21.6%	0%	44.7%	1	-	1	0.6%	0%	0.8%	5
6 Other deliveries	-	-	-	0%	0%	0%	-	-	-	0%	0%	0%	6
7 Immature births	21	6	15	108.2	60.0	159.6	28	7	21	165.7	152.2	170.7	7
8 Live births to unwed mothers	26	1	25	134.0	10.0	266.0	33	1	32	195.3	21.7	260.2	8
<b>FETAL DEATHS</b>													
9 Total	4	1	3	20.6	10.0	31.9	3	-	3	17.8	0	24.4	9
10 Under 20 weeks gestation	1	1	-	5.2	10.0	0	-	-	-	0	0	0	10
11 20-27 weeks gestation	2	-	2	10.3	0	21.3	2	-	2	11.8	0	16.3	11
12 28 weeks and more	1	-	1	5.2	0	10.6	1	-	1	5.9	0	8.1	12
13 Unknown length of gestation	-	-	-	0	0	0	-	-	-	0	0	0	13
<b>DEATHS</b>													
14 Total, all ages	90	54	36	1011.2	1000.0	1028.6	66	28	38	767.4	823.5	730.8	14
15 Under 1 year	18	5	13	92.8	50.0	138.3	7	2	5	41.4	43.5	40.7	15
16 Under 28 days	12	4	8	61.9	40.0	85.1	4	2	2	23.7	43.5	16.3	16
17 Deaths from immaturity	5	1	4	25.8	10.0	42.6	2	1	1	11.8	21.7	8.1	17
18 1-4 years **	-	-	-	-	-	-	1	-	1	-	-	-	18
19 Maternal deaths	-	-	-	0	0	0	-	-	-	0	0	0	19
<b>CAUSE OF DEATH</b>													
20 Tuberculosis, all forms (001-019)	-	-	-	0	0	0	-	-	-	0	0	0	20
21 Syphilis and its sequelae (020-029)	-	-	-	0	0	0	-	-	-	0	0	0	21
22 Typhoid fever (040)	-	-	-	0	0	0	-	-	-	0	0	0	22
23 Dysentery, all forms (045-048)	3	-	3	33.7	0	85.7	-	-	-	0	0	0	23
24 Scarlet fever (050)	-	-	-	0	0	0	-	-	-	0	0	0	24
25 Streptococcal sore throat (051)	-	-	-	0	0	0	-	-	-	0	0	0	25
26 Diphtheria (055)	-	-	-	0	0	0	-	-	-	0	0	0	26
27 Whooping cough (056)	-	-	-	0	0	0	-	-	-	0	0	0	27
28 Meningococcal infections (057)	-	-	-	0	0	0	-	-	-	0	0	0	28
29 Acute poliomyelitis (080)	-	-	-	0	0	0	-	-	-	0	0	0	29
30 Acute infectious encephalitis (082)	-	-	-	0	0	0	-	-	-	0	0	0	30
31 Smallpox (084)	-	-	-	0	0	0	-	-	-	0	0	0	31
32 Measles (085)	-	-	-	0	0	0	-	-	-	0	0	0	32
33 Typhus and other rickettsial diseases (100-103, 105-108)	-	-	-	0	0	0	-	-	-	0	0	0	33
34 Rocky Mountain spotted fever (104)	-	-	-	0	0	0	-	-	-	0	0	0	34
35 Malaria (110-117)	-	-	-	0	0	0	-	-	-	0	0	0	35
36 All other diseases classified as infective and parasitic (030-039, 041-044, 049, 052-054, 059-074, 081, 083, 086-096, 120-138)	-	-	-	0	0	0	-	-	-	0	0	0	36
37 Malignant neoplasms, including neoplasms of lymphatic and haematopoietic tissues (140-205)	10	7	3	112.4	129.6	85.7	7	4	3	81.4	117.6	57.7	37
38 Benign and unspecified neoplasms (210-239)	-	-	-	0	0	0	1	-	1	11.6	0	19.2	38
39 Diabetes mellitus (260)	-	-	-	0	0	0	2	1	1	23.3	29.4	19.2	39
40 Pellagra (281)	-	-	-	0	0	0	-	-	-	0	0	0	40
41 Anemias (290-293)	-	-	-	0	0	0	-	-	-	0	0	0	41
42 Vascular lesions affecting central nervous system (330-334)	15	6	9	168.5	111.1	257.1	11	5	6	127.9	147.1	115.4	42
43 Nonmeningococcal meningitis (340)	-	-	-	0	0	0	-	-	-	0	0	0	43
44 Rheumatic fever (400-402)	-	-	-	0	0	0	-	-	-	0	0	0	44
45 Heart diseases (410-443)	31	26	5	348.3	481.5	142.9	21	12	9	244.2	352.9	173.1	45
46 Hypertension without mention of heart (444-447)	-	-	-	0	0	0	1	-	1	11.6	0	19.2	46
47 Influenza and pneumonia (480-483, 490-493)	1	-	1	11.2	0	28.6	4	-	4	46.5	0	76.9	47
48 Bronchitis (500-502)	-	-	-	0	0	0	1	-	1	11.6	0	19.2	48
49 Ulcer of stomach and duodenum (540, 541)	1	1	-	11.2	18.5	0	-	-	-	0	0	0	49
50 Appendicitis (550-553)	-	-	-	0	0	0	-	-	-	0	0	0	50
51 Intestinal obstruction and hernia (560, 561, 570)	-	-	-	0	0	0	-	-	-	0	0	0	51
52 Gastritis, duodenitis, enteritis and colitis (except diarrhea of the newborn) (543, 571, 572)	2	2	-	22.5	37.0	0	-	-	-	0	0	0	52
53 Cirrhosis of liver (581)	-	-	-	0	0	0	-	-	-	0	0	0	53
54 Nephritis and nephrosis (590-594)	-	-	-	0	0	0	-	-	-	0	0	0	54
55 Hyperplasia of prostate (610)	-	-	-	0	0	0	-	-	-	0	0	0	55
56 Complications of pregnancy, childbirth and the puerperium (640-652, 670-689)	-	-	-	0	0	0	-	-	-	0	0	0	56
57 Congenital malformations (750-759)	1	1	-	11.2	18.5	0	1	1	-	11.6	29.4	0	57
58 Birth injuries, postnatal asphyxia and atelectasis (760-762)	3	2	1	33.7	37.0	28.6	1	-	1	11.6	0	19.2	58
59 Infection of the newborn (763-768)	4	-	4	44.9	0	114.3	-	-	-	0	0	0	59
60 Other diseases peculiar to early infancy, and immaturity unqualified (769-774)	5	1	4	56.2	18.5	114.3	2	1	1	23.3	29.4	19.2	60
61 Senility, without mention of psychosis (794)	-	-	-	0	0	0	-	-	-	0	0	0	61
62 Ill-defined and unknown causes (780-793, 795)	-	-	-	0	0	0	1	-	1	11.6	0	19.2	62
63 Motor vehicle accidents (E810-E835)	5	3	2	56.2	55.6	57.1	5	2	3	58.1	58.8	57.7	63
64 All other accidents (E800-E802, E840-E962)	4	3	1	44.9	55.6	28.6	3	-	3	34.9	0	57.7	64
65 Suicide (E963, E970-E979)	-	-	-	0	0	0	-	-	-	0	0	0	65
66 Homicide (E964, E980-E985)	2	-	2	22.5	0	57.1	1	-	1	11.6	0	19.2	66
67 All other diseases (residual)	3	2	1	33.7	37.0	28.6	4	2	2	46.5	58.8	38.5	67

88 TABLE XIII VITAL STATISTICS, BY COUNTY, BY RACE, GEORGIA, 1967

ITEM	UNION						UPSON						
	Number			Rate or Ratio *			Number			Rate or Ratio *			
	Total	White	Non-White	Total	White	Non-White	Total	White	Non-White	Total	White	Non-White	
1 Estimated population as of July 1	6,900	6,900	0				24,900	17,800	7,100				1
<b>LIVE BIRTHS</b>													
2 Total	113	113	-	16.4	16.4	...	407	237	170	16.3	13.3	23.9	2
3 Delivered in hospital	113	113	-	100.0%	100.0%	...	319	230	89	78.4%	97.0%	52.4%	3
4 Delivered in home by physician	-	-	-	0%	0%	...	3	1	2	0.7%	0.4%	1.2%	4
5 Delivered in home by midwife	-	-	-	0%	0%	...	82	6	76	20.1%	2.5%	44.7%	5
6 Other deliveries	-	-	-	0%	0%	...	3	3	0	0.7%	0%	1.8%	6
7 Immature births	4	4	-	35.4	35.4	...	39	16	23	95.8	67.5	135.3	7
8 Live births to unwed mothers	1	1	-	8.8	8.8	...	51	8	43	125.3	33.8	252.9	8
<b>FETAL DEATHS</b>													
9 Total	2	2	-	17.7	17.7	...	5	2	3	12.3	8.4	17.6	9
10 Under 20 weeks gestation	-	-	-	0	0	...	1	-	1	2.5	0	5.9	10
11 20-27 weeks gestation	-	-	-	0	0	...	1	1	-	2.5	4.2	0	11
12 28 weeks and more	2	2	-	17.7	17.7	...	2	-	2	4.9	0	11.8	12
13 Unknown length of gestation	-	-	-	0	0	...	1	1	-	2.5	4.2	0	13
<b>DEATHS</b>													
14 Total, all ages	54	54	-	782.6	782.6	...	236	163	73	947.8	915.7	1028.2	14
15 Under 1 year	4	4	-	35.4	35.4	...	11	6	5	27.0	25.3	29.4	15
16 Under 28 days	2	2	-	17.7	17.7	...	5	5	-	12.3	21.1	0	16
17 Deaths from immaturity	2	2	-	17.7	17.7	...	1	1	-	2.5	4.2	0	17
18 1-4 years * *	-	-	-	0	0	...	-	-	-	0	0	0	18
19 Maternal deaths	-	-	-	0	0	...	-	-	-	0	0	0	19
<b>CAUSE OF DEATH</b>													
20 Tuberculosis, all forms (001-019)	-	-	-	0	0	...	-	-	-	0	0	0	20
21 Syphilis and its sequelae (020-029)	-	-	-	0	0	...	2	1	1	3.0	5.6	14.1	21
22 Typhoid fever (040)	-	-	-	0	0	...	-	-	-	0	0	0	22
23 Dysentery, all forms (045-048)	-	-	-	0	0	...	-	-	-	0	0	0	23
24 Scarlet fever (050)	-	-	-	0	0	...	-	-	-	0	0	0	24
25 Streptococcal sore throat (051)	-	-	-	0	0	...	-	-	-	0	0	0	25
26 Diphtheria (055)	-	-	-	0	0	...	-	-	-	0	0	0	26
27 Whooping cough (056)	-	-	-	0	0	...	-	-	-	0	0	0	27
28 Meningococcal infections (057)	-	-	-	0	0	...	-	-	-	0	0	0	28
29 Acute poliomyelitis (080)	-	-	-	0	0	...	-	-	-	0	0	0	29
30 Acute infectious encephalitis (082)	1	1	-	14.5	14.5	...	-	-	-	0	0	0	30
31 Smallpox (084)	-	-	-	0	0	...	-	-	-	0	0	0	31
32 Measles (085)	-	-	-	0	0	...	-	-	-	0	0	0	32
33 Typhus and other rickettsial diseases (100-103, 105-108)	-	-	-	0	0	...	-	-	-	0	0	0	33
34 Rocky Mountain spotted fever (104)	-	-	-	0	0	...	-	-	-	0	0	0	34
35 Malaria (110-117)	-	-	-	0	0	...	-	-	-	0	0	0	35
36 All other diseases classified as infective and parasitic (030-039, 041-044, 049, 052-054, 059-074, 081, 083, 086-096, 120-138)	-	-	-	0	0	...	-	-	-	0	0	0	36
37 Malignant neoplasms, including neoplasms of lymphatic and hematopoietic tissues (140-205)	4	4	-	58.0	58.0	...	22	18	4	88.4	101.1	56.3	37
38 Benign and unspecified neoplasms (210-239)	-	-	-	0	0	...	1	-	1	4.0	0	14.1	38
39 Diabetes mellitus (260)	-	-	-	0	0	...	7	4	3	28.1	22.5	42.3	39
40 Pellagra (281)	-	-	-	0	0	...	-	-	-	0	0	0	40
41 Anemias (290-293)	-	-	-	0	0	...	1	-	1	4.0	0	14.1	41
42 Vascular lesions affecting central nervous system (330-334)	13	13	-	188.4	188.4	...	40	23	17	160.6	129.2	239.4	42
43 Nonmeningococcal meningitis (340)	-	-	-	0	0	...	-	-	-	0	0	0	43
44 Rheumatic fever (400-402)	-	-	-	0	0	...	1	-	1	4.0	0	14.1	44
45 Heart diseases (410-443)	16	16	-	231.9	231.9	...	92	67	25	369.5	376.4	352.1	45
46 Hypertension without mention of heart (444-447)	1	1	-	14.5	14.5	...	1	1	-	4.0	5.6	0	46
47 Influenza and pneumonia (480-483, 490-493)	3	3	-	43.5	43.5	...	8	5	3	32.1	28.1	42.3	47
48 Bronchitis (500-502)	1	1	-	14.5	14.5	...	-	-	-	0	0	0	48
49 Ulcer of stomach and duodenum (540, 541)	1	1	-	14.5	14.5	...	2	1	1	8.0	5.6	14.1	49
50 Appendicitis (550-553)	-	-	-	0	0	...	-	-	-	0	0	0	50
51 Intestinal obstruction and hernia (560, 561, 570)	-	-	-	0	0	...	-	-	-	0	0	0	51
52 Gastritis, duodenitis, enteritis and colitis (except diarrhea of the newborn) (543, 571, 572)	-	-	-	0	0	...	-	-	-	0	0	0	52
53 Cirrhosis of liver (581)	1	1	-	14.5	14.5	...	1	1	-	4.0	5.6	0	53
54 Nephritis and nephrosis (590-594)	1	1	-	14.5	14.5	...	-	-	-	0	0	0	54
55 Hyperplasia of prostate (610)	1	1	-	0	0	...	1	1	-	4.0	5.6	0	55
56 Complications of pregnancy, childbirth and the puerperium (640-652, 670-689)	-	-	-	0	0	...	-	-	-	0	0	0	56
57 Congenital malformations (750-759)	-	-	-	0	0	...	2	1	1	8.0	5.6	14.1	57
58 Birth injuries, postnatal asphyxia and atelectasis (760-762)	-	-	-	0	0	...	3	3	-	12.0	16.9	0	58
59 Infection of the newborn (763-768)	-	-	-	0	0	...	-	-	-	0	0	0	59
60 Other diseases peculiar to early infancy, and immaturity unqualified (769-776)	2	2	-	29.0	29.0	...	3	2	1	12.0	11.2	14.1	60
61 Senility, without mention of psychosis (794)	-	-	-	0	0	...	-	-	-	0	0	0	61
62 Ill-defined and unknown causes (780-793, 795)	1	1	-	14.5	14.5	...	4	2	2	16.1	11.2	28.2	62
63 Motor vehicle accidents (E810-E835)	3	3	-	43.5	43.5	...	15	9	6	60.2	50.6	84.5	63
64 All other accidents (E800-E802, E840-E962)	-	-	-	0	0	...	7	6	1	28.1	33.7	14.1	64
65 Suicide (E963, E970-E979)	2	2	-	29.0	29.0	...	1	1	-	4.0	5.6	0	65
66 Homicide (E964, E980-E985)	-	-	-	0	0	...	3	1	2	12.0	5.6	28.2	66
67 All other diseases (residual)	4	4	-	58.0	58.0	...	19	16	3	76.3	89.9	42.3	67

TABLE XIII VITAL STATISTICS, BY COUNTY, BY RACE, GEORGIA, 1967

ITEM	WALKER						WALTON						
	Number			Rate or Ratio *			Number			Rate or Ratio *			
	Total	White	Non-White	Total	White	Non-White	Total	White	Non-White	Total	White	Non-White	
1 Estimated population as of July 1	53,600	50,500	3,100				21,900	15,000	6,900				1
<b>LIVE BIRTHS</b>													
2 Total	889	837	52	16.6	16.6	16.8	512	266	246	23.4	17.7	35.7	2
3 Delivered in hospital	887	835	52	99.8%	99.8%	100.0%	477	265	212	93.2%	99.6%	86.2%	3
4 Delivered in home by physician	2	2	—	0.2%	0.2%	0%	6	—	6	1.2%	0%	2.4%	4
5 Delivered in home by midwife	—	—	—	0%	0%	0%	29	1	28	5.7%	0.4%	11.4%	5
6 Other deliveries	—	—	—	0%	0%	0%	—	—	—	0%	0%	0%	6
7 Immature births	79	73	6	88.9	87.2	115.4	68	21	47	132.8	78.9	191.1	7
8 Live births to unwed mothers	37	23	14	41.6	27.5	269.2	80	3	77	156.3	11.3	313.0	8
<b>FETAL DEATHS</b>													
9 Total	15	15	—	16.9	17.9	0	12	5	7	23.4	18.8	28.5	9
10 Under 20 weeks gestation	1	1	—	1.1	1.2	0	3	1	2	5.9	3.8	8.1	10
11 20-27 weeks gestation	2	2	—	2.2	2.4	0	2	1	1	3.9	3.8	4.1	11
12 28 weeks and more	10	10	—	11.2	11.9	0	6	3	3	11.7	11.3	12.2	12
13 Unknown length of gestation	2	2	—	2.2	2.4	0	1	—	1	2.0	0	4.1	13
<b>DEATHS</b>													
14 Total, all ages	425	405	20	792.9	802.0	645.2	217	155	62	990.9	1033.3	898.6	14
15 Under 1 year	23	21	2	25.9	25.1	38.5	11	7	4	21.5	26.3	16.3	15
16 Under 28 days	17	16	1	19.1	19.1	19.2	5	4	1	9.8	15.0	4.1	16
17 Deaths from immaturity	7	6	1	7.9	7.2	19.2	—	—	—	0	0	0	17
18 1-4 years **	1	1	—	—	—	—	3	1	2	—	—	—	18
19 Maternal deaths	—	—	—	0	0	0	1	1	—	19.5	37.6	0	19
<b>CAUSE OF DEATH</b>													
20 Tuberculosis, all forms (001-019)	1	1	—	1.9	2.0	0	—	—	—	0	0	0	20
21 Syphilis and its sequelae (020-029)	—	—	—	0	0	0	—	—	—	0	0	0	21
22 Typhoid fever (040)	—	—	—	0	0	0	—	—	—	0	0	0	22
23 Dysentery, all forms (045-048)	1	1	—	1.9	2.0	0	—	—	—	0	0	0	23
24 Scarlet fever (050)	—	—	—	0	0	0	—	—	—	0	0	0	24
25 Streptococcal sore throat (051)	—	—	—	0	0	0	—	—	—	0	0	0	25
26 Diphtheria (055)	—	—	—	0	0	0	—	—	—	0	0	0	26
27 Whooping cough (056)	—	—	—	0	0	0	—	—	—	0	0	0	27
28 Meningococcal infections (057)	—	—	—	0	0	0	—	—	—	0	0	0	28
29 Acute poliomyelitis (080)	—	—	—	0	0	0	—	—	—	0	0	0	29
30 Acute infectious encephalitis (082)	—	—	—	0	0	0	—	—	—	0	0	0	30
31 Smallpox (084)	—	—	—	0	0	0	—	—	—	0	0	0	31
32 Measles (085)	—	—	—	0	0	0	—	—	—	0	0	0	32
33 Typhus and other rickettsial diseases (100-103, 105-108)	—	—	—	0	0	0	—	—	—	0	0	0	33
34 Rocky Mountain spotted fever (104)	—	—	—	0	0	0	—	—	—	0	0	0	34
35 Malaria (110-117)	—	—	—	0	0	0	—	—	—	0	0	0	35
36 All other diseases classified as infective and parasitic (030-039, 041-044, 049, 052-054, 059-074, 081, 083, 086-096, 120-138)	—	—	—	0	0	0	—	—	—	0	0	0	36
37 Malignant neoplasms, including neoplasms of lymphatic and haematopoietic tissues (140-205)	74	73	1	138.1	144.6	32.3	32	27	5	146.1	180.0	72.5	37
38 Benign and unspecified neoplasms (210-239)	—	—	—	0	0	0	3	—	3	13.7	0	43.5	38
39 Diabetes mellitus (260)	6	6	—	11.2	11.9	0	4	2	2	18.3	13.3	29.0	39
40 Pellagra (281)	—	—	—	0	0	0	—	—	—	0	0	0	40
41 Anemias (290-293)	—	—	—	0	0	0	1	—	1	4.6	0	14.5	41
42 Vascular lesions affecting central nervous system (330-334)	45	43	2	84.0	85.1	64.5	39	20	19	178.1	133.3	275.4	42
43 Nonmeningococcal meningitis (340)	—	—	—	0	0	0	1	—	1	4.6	0	14.5	43
44 Rheumatic fever (400-402)	—	—	—	0	0	0	—	—	—	0	0	0	44
45 Heart diseases (410-443)	151	144	7	281.7	285.1	225.8	81	67	14	369.9	446.7	202.9	45
46 Hypertension without mention of heart (444-447)	3	3	—	5.6	5.9	0	—	—	—	0	0	0	46
47 Influenza and pneumonia (480-483, 490-493)	15	14	1	28.0	27.7	32.3	4	4	—	18.3	26.7	0	47
48 Bronchitis (500-502)	2	2	—	3.7	4.0	0	1	1	—	4.6	6.7	0	48
49 Ulcer of stomach and duodenum (540, 541)	2	2	—	3.7	4.0	0	—	—	—	0	0	0	49
50 Appendicitis (550-553)	—	—	—	0	0	0	—	—	—	0	0	0	50
51 Intestinal obstruction and hernia (560, 561, 570)	5	5	—	9.3	9.9	0	1	1	—	4.6	6.7	0	51
52 Gastritis, duodenitis, enteritis and colitis (except diarrhea of the newborn) (543, 571, 572)	—	—	—	0	0	0	3	2	1	13.7	13.3	14.5	52
53 Cirrhosis of liver (581)	3	3	—	5.6	5.9	0	—	—	—	0	0	0	53
54 Nephritis and nephrosis (590-594)	3	2	1	5.6	4.0	32.3	—	—	—	0	0	0	54
55 Hyperplasia of prostate (610)	—	—	—	0	0	0	1	1	—	4.6	6.7	0	55
56 Complications of pregnancy, childbirth and the puerperium (640-652, 670-689)	—	—	—	0	0	0	1	1	—	4.6	6.7	0	56
57 Congenital malformations (750-759)	2	2	—	3.7	4.0	0	—	—	—	0	0	0	57
58 Birth injuries, postnatal asphyxia and atelectasis (760-762)	5	5	—	9.3	9.9	0	—	—	—	0	0	0	58
59 Infection of the newborn (763-768)	2	2	—	3.7	4.0	0	1	1	—	4.6	6.7	0	59
60 Other diseases peculiar to early infancy, and immaturity unqualified (769-776)	8	7	1	14.9	13.9	32.3	3	3	—	13.7	20.0	0	60
61 Senility, without mention of psychosis (794)	2	2	—	3.7	4.0	0	—	—	—	0	0	0	61
62 Ill-defined and unknown causes (780-793, 795)	6	5	1	11.2	9.9	32.3	3	2	1	13.7	13.3	14.5	62
63 Motor vehicle accidents (E810-E835)	16	15	1	29.9	29.7	32.3	15	7	8	68.5	46.7	115.9	63
64 All other accidents (E800-E802, E840-E962)	17	17	—	31.7	33.7	0	9	7	2	41.1	46.7	29.0	64
65 Suicide (E963, E970-E979)	4	4	—	7.5	7.9	0	—	—	—	0	0	0	65
66 Homicide (E964, E980-E985)	4	3	1	7.5	5.9	32.3	2	1	1	9.1	6.7	14.5	66
67 All other diseases (residual)	48	44	4	89.6	87.1	129.0	12	8	4	54.8	53.3	58.0	67

90 TABLE XIII VITAL STATISTICS, BY COUNTY, BY RACE, GEORGIA, 1967

ITEM	WARE						WARREN					
	Number			Rate or Ratio *			Number			Rate or Ratio *		
	Total	White	Non-White	Total	White	Non-White	Total	White	Non-White	Total	White	Non-White
1 Estimated population as of July 1	35,100	26,500	8,600				7,700	2,700	5,000			
<b>LIVE BIRTHS</b>												
2 Total	604	433	171	17.2	16.3	19.9	129	36	93	16.8	13.3	18.6
3 Delivered in hospital	604	433	171	100.0%	100.0%	100.0%	115	36	79	89.1%	100.0%	84.9%
4 Delivered in home by physician	-	-	-	0%	0%	0%	7	-	7	5.4%	0%	7.5%
5 Delivered in home by midwife	-	-	-	0%	0%	0%	7	-	7	5.4%	0%	7.5%
6 Other deliveries	-	-	-	0%	0%	0%	-	-	-	0%	0%	0%
7 Immature births	47	28	19	77.8	64.7	111.1	18	3	15	139.5	83.3	161.3
8 Live births to unwed mothers	55	11	44	91.1	25.4	257.3	34	2	32	263.6	55.6	344.1
<b>FETAL DEATHS</b>												
9 Total	27	13	14	44.7	30.0	81.9	5	2	3	38.8	55.6	32.3
10 Under 20 weeks gestation	15	9	6	24.8	20.8	35.1	2	1	1	15.5	27.8	10.8
11 20-27 weeks gestation	6	2	4	9.9	4.6	23.4	-	-	-	0	0	0
12 28 weeks and more	5	2	3	8.3	4.6	17.5	3	1	2	23.3	27.8	21.5
13 Unknown length of gestation	1	-	1	1.7	0	5.8	-	-	-	0	0	0
<b>DEATHS</b>												
14 Total, all ages	321	235	86	914.5	886.8	1000.0	81	44	37	1051.9	1629.6	740.0
15 Under 1 year	12	7	5	19.9	16.2	29.2	2	-	2	15.5	0	21.5
16 Under 28 days	7	5	2	11.6	11.5	11.7	-	-	-	0	0	0
17 Deaths from immaturity	1	1	-	1.7	2.3	0	-	-	-	0	0	0
18 1-4 years * *	3	1	2	-	-	-	2	-	2	-	-	-
19 Maternal deaths	1	-	1	16.6	0	58.5	-	-	-	0	0	0
<b>CAUSE OF DEATH</b>												
20 Tuberculosis, all forms (001-019)	2	2	-	5.7	7.5	0	-	-	-	0	0	0
21 Syphilis and its sequelae (020-029)	-	-	-	0	0	0	1	-	1	13.0	0	20.0
22 Typhoid fever (040)	-	-	-	0	0	0	-	-	-	0	0	0
23 Dysentery, all forms (045-048)	-	-	-	0	0	0	-	-	-	0	0	0
24 Scarlet fever (050)	-	-	-	0	0	0	-	-	-	0	0	0
25 Streptococcal sore throat (051)	-	-	-	0	0	0	-	-	-	0	0	0
26 Diphtheria (055)	-	-	-	0	0	0	-	-	-	0	0	0
27 Whooping cough (056)	-	-	-	0	0	0	-	-	-	0	0	0
28 Meningococcal infections (057)	-	-	-	0	0	0	-	-	-	0	0	0
29 Acute poliomyelitis (080)	-	-	-	0	0	0	-	-	-	0	0	0
30 Acute infectious encephalitis (082)	-	-	-	0	0	0	-	-	-	0	0	0
31 Smallpox (084)	-	-	-	0	0	0	-	-	-	0	0	0
32 Measles (085)	-	-	-	0	0	0	-	-	-	0	0	0
33 Typhus and other rickettsial diseases (100-103, 105-108)	-	-	-	0	0	0	-	-	-	0	0	0
34 Rocky Mountain spotted fever (104)	-	-	-	0	0	0	-	-	-	0	0	0
35 Malaria (110-117)	-	-	-	0	0	0	-	-	-	0	0	0
36 All other diseases classified as infective and parasitic (030-039, 041-044, 049, 052-054, 059-074, 081, 083, 086-096, 120-138)	2	-	2	5.7	0	23.3	-	-	-	0	0	0
37 Malignant neoplasms, including neoplasms of lymphatic and haematopoietic tissues (140-205)	45	35	10	128.2	132.1	116.3	11	9	2	142.9	333.3	40.0
38 Benign and unspecified neoplasms (210-239)	-	-	-	0	0	0	-	-	-	0	0	0
39 Diabetes mellitus (260)	7	4	3	19.9	15.1	34.9	3	1	2	39.0	37.0	40.0
40 Pellagra (281)	-	-	-	0	0	0	-	-	-	0	0	0
41 Anemias (290-293)	1	1	-	2.8	3.8	0	-	-	-	0	0	0
42 Vascular lesions affecting central nervous system (330-334)	29	21	8	82.6	79.2	93.0	14	6	8	181.8	222.2	160.0
43 Nonmeningococcal meningitis (340)	1	1	-	2.8	3.8	0	-	-	-	0	0	0
44 Rheumatic fever (400-402)	1	-	1	2.8	0	11.6	-	-	-	0	0	0
45 Heart diseases (410-443)	126	92	34	359.0	347.2	395.3	25	17	8	324.7	629.6	160.0
46 Hypertension without mention of heart (444-447)	3	3	-	8.5	11.3	0	-	-	-	0	0	0
47 Influenza and pneumonia (480-483, 490-493)	18	13	5	51.3	49.1	58.1	9	4	5	116.9	148.1	100.0
48 Bronchitis (500-502)	1	1	-	2.8	0	11.6	-	-	-	0	0	0
49 Ulcer of stomach and duodenum (540, 541)	3	2	1	8.5	7.5	11.6	-	-	-	0	0	0
50 Appendicitis (550-553)	-	-	-	0	0	0	-	-	-	0	0	0
51 Intestinal obstruction and hernia (560, 561, 570)	4	3	1	11.4	11.3	11.6	1	1	-	13.0	37.0	0
52 Gastritis, duodenitis, enteritis and colitis (except diarrhea of the newborn) (543, 571, 572)	2	2	-	5.7	7.5	0	-	-	-	0	0	0
53 Cirrhosis of liver (581)	7	5	2	19.9	18.9	23.3	-	-	-	0	0	0
54 Nephritis and nephrosis (590-594)	2	1	1	5.7	3.8	11.6	1	1	-	13.0	37.0	0
55 Hyperplasia of prostate (610)	-	-	-	0	0	0	-	-	-	0	0	0
56 Complications of pregnancy, childbirth and the puerperium (640-652, 670-689)	1	-	1	2.8	0	11.6	-	-	-	0	0	0
57 Congenital malformations (750-759)	-	-	-	0	0	0	1	-	1	13.0	0	20.0
58 Birth injuries, postnatal asphyxia and atelectasis (760-762)	3	2	1	8.5	7.5	11.6	-	-	-	0	0	0
59 Infection of the newborn (763-768)	2	1	1	5.7	3.8	11.6	-	-	-	0	0	0
60 Other diseases peculiar to early infancy, and immaturity unqualified (769-776)	1	1	-	2.8	3.8	0	-	-	-	0	0	0
61 Senility, without mention of psychosis (794)	-	-	-	0	0	0	1	-	1	13.0	0	20.0
62 Ill-defined and unknown causes (780-793, 795)	-	-	-	0	0	0	4	-	4	51.9	0	80.0
63 Motor vehicle accidents (E810-E835)	9	9	-	25.6	34.0	0	1	-	1	13.0	0	20.0
64 All other accidents (E800-E802, E840-E962)	13	9	4	37.0	34.0	46.5	2	1	1	26.0	37.0	20.0
65 Suicide (E963, E970-E979)	2	2	-	5.7	7.5	0	-	-	-	0	0	0
66 Homicide (E964, E980-E985)	4	1	3	11.4	3.8	34.9	-	-	-	0	0	0
67 All other diseases (residual)	32	25	7	91.2	94.3	81.4	7	4	3	90.9	148.1	60.0



TABLE XIII VITAL STATISTICS, BY COUNTY, BY RACE, GEORGIA, 1967

ITEM	WASHINGTON						WAYNE					
	Number			Rate or Ratio *			Number			Rate or Ratio *		
	Total	White	Non-White	Total	White	Non-White	Total	White	Non-White	Total	White	Non-White
1 Estimated population as of July 1	19,800	8,200	11,600				19,500	15,300	4,200			
<b>LIVE BIRTHS</b>												
2 Total	357	105	252	18.0	12.8	21.7	350	254	96	17.9	16.6	22.9
3 Delivered in hospital	283	105	178	79.3%	100.0%	70.6%	346	254	92	98.9%	100.0%	95.8%
4 Delivered in home by physician	5	—	5	1.4%	0%	2.0%	4	—	4	1.1%	0%	4.2%
5 Delivered in home by midwife	69	—	69	19.3%	0%	27.4%	—	—	—	0%	0%	0%
6 Other deliveries	—	—	—	0%	0%	0%	—	—	—	0%	0%	0%
7 Immature births	47	9	38	131.7	85.7	150.8	28	14	14	80.0	55.1	145.8
8 Live births to unwed mothers	86	3	83	240.9	28.6	329.4	33	4	29	94.3	15.7	302.1
<b>FETAL DEATHS</b>												
9 Total	4	1	3	11.2	9.5	11.9	11	7	4	31.4	27.6	41.7
10 Under 20 weeks gestation	—	—	—	0	0	0	3	2	1	8.6	7.9	10.4
11 20-27 weeks gestation	3	1	2	8.4	9.5	7.9	—	—	—	0	0	0
12 28 weeks and more	1	—	1	2.8	0	4.0	7	4	3	20.0	15.7	31.3
13 Unknown length of gestation	—	—	—	0	0	0	1	1	—	2.9	3.9	0
<b>DEATHS</b>												
14 Total, all ages	231	109	122	166.7	1329.3	1051.7	161	124	37	825.6	810.5	881.0
15 Under 1 year	17	2	15	47.6	19.0	59.5	7	4	3	20.0	15.7	31.3
16 Under 28 days	6	2	4	16.8	19.0	15.9	4	3	1	11.4	11.8	10.4
17 Deaths from immaturity	—	—	—	0	0	0	—	—	—	0	0	0
18 1-4 years **	2	—	2	—	—	—	1	1	—	—	—	—
19 Maternal deaths	—	—	—	0	0	0	—	—	—	0	0	0
<b>CAUSE OF DEATH</b>												
20 Tuberculosis, all forms (001-019)	—	—	—	0	0	0	—	—	—	0	0	0
21 Syphilis and its sequelae (020-029)	—	—	—	0	0	0	—	—	—	0	0	0
22 Typhoid fever (040)	—	—	—	0	0	0	—	—	—	0	0	0
23 Dysentery, all forms (045-048)	—	—	—	0	0	0	—	—	—	0	0	0
24 Scarlet fever (050)	—	—	—	0	0	0	—	—	—	0	0	0
25 Streptococcal sore throat (051)	—	—	—	0	0	0	—	—	—	0	0	0
26 Diphtheria (055)	—	—	—	0	0	0	—	—	—	0	0	0
27 Whooping cough (056)	—	—	—	0	0	0	—	—	—	0	0	0
28 Meningococcal infections (057)	—	—	—	0	0	0	—	—	—	0	0	0
29 Acute poliomyelitis (080)	—	—	—	0	0	0	—	—	—	0	0	0
30 Acute infectious encephalitis (082)	1	—	1	5.1	0	8.6	—	—	—	0	0	0
31 Smallpox (084)	—	—	—	0	0	0	—	—	—	0	0	0
32 Measles (085)	—	—	—	0	0	0	—	—	—	0	0	0
33 Typhus and other rickettsial diseases (100-103, 105-108)	—	—	—	0	0	0	—	—	—	0	0	0
34 Rocky Mountain spotted fever (104)	—	—	—	0	0	0	—	—	—	0	0	0
35 Malaria (110-117)	—	—	—	0	0	0	—	—	—	0	0	0
36 All other diseases classified as infective and parasitic (030-039, 041-044, 049, 052-054, 059-074, 081, 083, 086-096, 120-138)	1	1	—	5.1	12.2	0	—	—	—	0	0	0
37 Malignant neoplasms, including neoplasms of lymphatic and haematopoietic tissues (140-205)	25	15	10	126.3	182.9	86.2	23	18	5	117.9	117.6	119.0
38 Benign and unspecified neoplasms (210-239)	—	—	—	0	0	0	—	—	—	0	0	0
39 Diabetes mellitus (260)	3	—	3	15.2	0	25.9	1	—	1	5.1	0	23.8
40 Pellagra (281)	—	—	—	0	0	0	—	—	—	0	0	0
41 Anemias (290-293)	—	—	—	0	0	0	1	1	—	5.1	6.5	0
42 Vascular lesions affecting central nervous system (330-334)	30	18	12	151.5	219.5	103.4	25	16	9	128.2	104.6	214.3
43 Nonmeningococcal meningitis (340)	—	—	—	0	0	0	—	—	—	0	0	0
44 Rheumatic fever (400-402)	—	—	—	0	0	0	—	—	—	0	0	0
45 Heart diseases (410-443)	80	37	43	404.0	451.2	370.7	62	50	12	317.9	326.8	285.7
46 Hypertension without mention of heart (444-447)	4	—	4	20.2	0	34.5	2	2	—	10.3	13.1	0
47 Influenza and pneumonia (480-483, 490-493)	13	5	8	65.7	61.0	69.0	5	4	1	25.6	26.1	23.8
48 Bronchitis (500-502)	2	—	2	10.1	12.2	8.6	—	—	—	0	0	0
49 Ulcer of stomach and duodenum (540, 541)	—	—	—	0	0	0	1	1	—	5.1	6.5	0
50 Appendicitis (550-553)	—	—	—	0	0	0	—	—	—	0	0	0
51 Intestinal obstruction and hernia (560, 561, 570)	2	1	1	10.1	12.2	8.6	—	—	—	0	0	0
52 Gastritis, duodenitis, enteritis and colitis (except diarrhea of the newborn) (543, 571, 572)	7	2	5	35.4	24.4	43.1	1	—	1	5.1	0	23.8
53 Cirrhosis of liver (581)	1	—	—	5.1	12.2	0	—	—	—	0	0	0
54 Nephritis and nephrosis (590-594)	1	1	—	5.1	12.2	0	1	—	1	5.1	0	23.8
55 Hyperplasia of prostate (610)	—	—	—	0	0	0	1	1	—	5.1	6.5	0
56 Complications of pregnancy, childbirth and the puerperium (640-652, 670-689)	—	—	—	0	0	0	—	—	—	0	0	0
57 Congenital malformations (750-759)	1	—	1	5.1	0	8.6	—	—	—	0	0	0
58 Birth injuries, postnatal asphyxia and atelectasis (760-762)	2	1	1	10.1	12.2	8.6	2	2	—	10.3	13.1	0
59 Infection of the newborn (763-768)	2	—	2	10.1	0	17.2	1	1	—	5.1	6.5	0
60 Other diseases peculiar to early infancy, and immaturity unqualified (769-776)	1	—	1	5.1	0	8.6	2	—	2	10.3	0	47.6
61 Senility, without mention of psychosis (794)	1	1	—	5.1	12.2	0	—	—	—	0	0	0
62 Ill-defined and unknown causes (780-793, 795)	2	1	1	10.1	12.2	8.6	—	—	—	0	0	0
63 Motor vehicle accidents (E810-E835)	5	4	1	25.3	48.8	8.6	6	5	1	30.8	32.7	23.8
64 All other accidents (E800-E802, E840-E862)	11	6	5	55.6	73.2	43.1	9	7	2	46.2	45.8	47.6
65 Suicide (E963, E970-E979)	1	—	—	5.1	12.2	0	5	5	—	25.6	32.7	0
66 Homicide (E964, E980-E985)	4	—	4	20.2	0	34.5	3	2	1	15.4	13.1	23.8
67 All other diseases (residual)	31	13	18	156.6	158.5	155.2	10	9	1	51.3	58.8	23.8

92 TABLE XIII VITAL STATISTICS, BY COUNTY, BY RACE, GEORGIA, 1967

ITEM	WEBSTER						WHEELER						
	Number			Rate or Ratio *			Number			Rate or Ratio *			
	Total	White	Non-White	Total	White	Non-White	Total	White	Non-White	Total	White	Non-White	
1 Estimated population as of July 1	3,300	1,100	2,200				5,500	3,700	1,800				1
<b>LIVE BIRTHS</b>													
2 Total	52	14	38	15.8	12.7	17.3	80	47	33	14.5	12.7	18.3	2
3 Delivered in hospital	21	14	7	40.4%	100.0%	18.4%	66	46	20	82.5%	97.9%	60.6%	3
4 Delivered in home by physician	19	-	19	36.5%	0%	50.0%	2	1	1	2.5%	2.1%	3.0%	4
5 Delivered in home by midwife	12	-	12	23.1%	0%	31.6%	12	-	12	15.0%	0%	36.4%	5
6 Other deliveries	2	-	-	0%	0%	0%	-	-	-	0%	0%	0%	6
7 Immature births	-	1	1	38.5	71.4	26.3	9	7	2	112.5	148.9	60.6	7
8 Live births to unwed mothers	9	-	9	173.1	0	236.8	10	1	9	125.0	21.3	272.7	8
<b>FETAL DEATHS</b>													
9 Total	2	2	-	38.5	142.9	0	1	1	-	12.5	21.3	0	9
10 Under 20 weeks gestation	1	1	-	19.2	71.4	0	-	-	-	0	0	0	10
11 20-27 weeks gestation	1	1	-	19.2	71.4	0	-	-	-	0	0	0	11
12 28 weeks and more	-	-	-	0	0	0	1	1	-	12.5	21.3	0	12
13 Unknown length of gestation	-	-	-	0	0	0	-	-	-	0	0	0	13
<b>DEATHS</b>													
14 Total, all ages	28	20	8	848.5	1818.2	363.6	45	31	14	818.2	837.8	777.8	14
15 Under 1 year	1	-	1	19.2	0	26.3	4	4	-	50.0	85.1	0	15
16 Under 28 days	-	-	-	0	0	0	4	4	-	50.0	85.1	0	16
17 Deaths from immaturity	-	-	-	0	0	0	2	2	-	25.0	42.6	0	17
18 1-4 years * *	-	-	-	-	-	-	-	-	-	-	-	-	18
19 Maternal deaths	-	-	-	0	0	0	-	-	-	0	0	0	19
<b>CAUSE OF DEATH</b>													
20 Tuberculosis, all forms (001-019)	1	-	1	30.3	0	45.5	-	-	-	0	0	0	20
21 Syphilis and its sequelae (020-029)	-	-	-	0	0	0	-	-	-	0	0	0	21
22 Typhoid fever (040)	-	-	-	0	0	0	-	-	-	0	0	0	22
23 Dysentery, all forms (045-048)	-	-	-	0	0	0	-	-	-	0	0	0	23
24 Scarlet fever (050)	-	-	-	0	0	0	-	-	-	0	0	0	24
25 Streptococcal sore throat (051)	-	-	-	0	0	0	-	-	-	0	0	0	25
26 Diphtheria (055)	-	-	-	0	0	0	-	-	-	0	0	0	26
27 Whooping cough (056)	-	-	-	0	0	0	-	-	-	0	0	0	27
28 Meningococcal infections (057)	-	-	-	0	0	0	-	-	-	0	0	0	28
29 Acute poliomyelitis (080)	-	-	-	0	0	0	-	-	-	0	0	0	29
30 Acute infectious encephalitis (082)	-	-	-	0	0	0	-	-	-	0	0	0	30
31 Smallpox (084)	-	-	-	0	0	0	-	-	-	0	0	0	31
32 Measles (085)	-	-	-	0	0	0	-	-	-	0	0	0	32
33 Typhus and other rickettsial diseases (100-103; 105-108)	-	-	-	0	0	0	-	-	-	0	0	0	33
34 Rocky Mountain spotted fever (104)	-	-	-	0	0	0	-	-	-	0	0	0	34
35 Malaria (110-117)	-	-	-	0	0	0	-	-	-	0	0	0	35
36 All other diseases classified as infective and parasitic (030-039, 041-044, 049, 052-054, 059-074, 081, 083, 086-096, 120-138)	-	-	-	0	0	0	-	-	-	0	0	0	36
37 Malignant neoplasms, including neoplasms of lymphatic and haematopoietic tissues (140-205)	5	5	-	151.5	454.5	0	11	9	2	200.0	243.2	111.1	37
38 Benign and unspecified neoplasms (210-239)	-	-	-	0	0	0	-	-	-	0	0	0	38
39 Diabetes mellitus (260)	1	1	-	30.3	90.9	0	-	-	-	0	0	0	39
40 Pellagra (281)	-	-	-	0	0	0	-	-	-	0	0	0	40
41 Anemias (290-293)	-	-	-	0	0	0	-	-	-	0	0	0	41
42 Vascular lesions affecting central nervous system (330-334)	1	1	-	30.3	90.9	0	8	5	3	145.5	135.1	166.7	42
43 Nonmeningococcal meningitis (340)	-	-	-	0	0	0	-	-	-	0	0	0	43
44 Rheumatic fever (400-402)	-	-	-	0	0	0	-	-	-	0	0	0	44
45 Heart diseases (410-443)	6	5	1	181.8	454.5	45.5	12	8	4	218.2	216.2	222.2	45
46 Hypertension without mention of heart (444-447)	-	-	-	0	0	0	-	-	-	0	0	0	46
47 Influenza and pneumonia (480-483, 490-493)	4	-	4	121.2	0	181.8	1	1	-	18.2	27.0	0	47
48 Bronchitis (500-502)	-	-	-	0	0	0	-	-	-	0	0	0	48
49 Ulcer of stomach and duodenum (540, 541)	3	3	-	90.9	272.7	0	-	-	-	0	0	0	49
50 Appendicitis (550-553)	-	-	-	0	0	0	-	-	-	0	0	0	50
51 Intestinal obstruction and hernia (560, 561, 570)	-	-	-	0	0	0	-	-	-	0	0	0	51
52 Gastritis, duodenitis, enteritis and colitis (except diarrhea of the newborn) (543, 571, 572)	-	-	-	0	0	0	-	-	-	0	0	0	52
53 Cirrhosis of liver (581)	1	1	-	30.3	90.9	0	-	-	-	0	0	0	53
54 Nephritis and nephrosis (590-594)	1	1	-	30.3	90.9	0	-	-	-	0	0	0	54
55 Hyperplasia of prostate (610)	-	-	-	0	0	0	-	-	-	0	0	0	55
56 Complications of pregnancy, childbirth and the puerperium (640-652, 670-689)	-	-	-	0	0	0	-	-	-	0	0	0	56
57 Congenital malformations (750-759)	-	-	-	0	0	0	1	1	-	18.2	27.0	0	57
58 Birth injuries, postnatal asphyxia and atelectasis (760-762)	-	-	-	0	0	0	-	-	-	0	0	0	58
59 Infection of the newborn (763-768)	-	-	-	0	0	0	-	-	-	0	0	0	59
60 Other diseases peculiar to early infancy, and immaturity unqualified (769-776)	-	-	-	0	0	0	3	3	-	54.5	81.1	0	60
61 Senility, without mention of psychosis (794)	-	-	-	0	0	0	-	-	-	0	0	0	61
62 Ill-defined and unknown causes (780-793, 795)	-	-	-	0	0	0	3	-	3	54.5	0	166.7	62
63 Motor vehicle accidents (E810-E835)	-	-	-	0	0	0	-	-	-	0	0	0	63
64 All other accidents (E800-E802, E840-E962)	2	2	-	60.6	181.8	0	2	2	-	36.4	54.1	0	64
65 Suicide (E963, E970-E979)	-	-	-	0	0	0	1	-	1	18.2	0	55.6	65
66 Homicide (E964, E980-E985)	1	-	1	30.3	0	45.5	1	-	1	18.2	0	55.6	66
67 All other diseases (residual)	2	1	1	60.6	90.9	45.5	2	2	-	36.4	54.1	0	67

TABLE XIII VITAL STATISTICS, BY COUNTY, BY RACE, GEORGIA, 1967

ITEM	WHITE						WHITEFIELD						
	Number			Rate or Ratio *			Number			Rate or Ratio *			
	Total	White	Non-White	Total	White	Non-White	Total	White	Non-White	Total	White	Non-White	
1 Estimated population as of July 1	7,400	7,100	300				52,800	50,200	2,600				1
<b>LIVE BIRTHS</b>													
2 Total	112	106	6	15.1	14.9	20.0	1,082	1,048	34	20.5	20.9	13.1	2
3 Delivered in hospital	112	106	6	100.0%	100.0%	100.0%	1,068	1,034	34	98.7%	98.7%	100.0%	3
4 Delivered in home by physician				0%	0%	0%	3	3		0.3%	0.3%	0%	4
5 Delivered in home by midwife				0%	0%	0%				0%	0%	0%	5
6 Other deliveries				0%	0%	0%	11	11		1.0%	1.0%	0%	6
7 Immature births	6	5	1	53.6	47.2	166.7	117	110	7	108.1	105.0	205.9	7
8 Live births to unwed mothers	4	2	2	35.7	18.9	333.3	24	20	4	22.2	19.1	117.6	8
<b>FETAL DEATHS</b>													
9 Total	1	1		8.9	9.4	0	8	8		7.4	7.6	0	9
10 Under 20 weeks gestation	1	1		8.9	9.4	0	2	2		1.8	1.9	0	10
11 20-27 weeks gestation				0	0	0	2	2		1.8	1.9	0	11
12 28 weeks and more				0	0	0	3	3		2.8	2.9	0	12
13 Unknown length of gestation				0	0	0	1	1		0.9	1.0	0	13
<b>DEATHS</b>													
14 Total, all ages	52	49	3	702.7	690.1	1000.0	371	347	24	702.7	691.2	923.1	14
15 Under 1 year	2	2		17.9	18.9	0	23	21	2	21.3	20.0	58.8	15
16 Under 28 days	1	1		8.9	9.4	0	17	15	2	15.7	14.3	58.8	16
17 Deaths from immaturity				0	0	0	6	6		5.5	5.7	0	17
18 1-4 years * *	1	1					6	4	2				18
19 Maternal deaths				0	0	0				0	0	0	19
<b>CAUSE OF DEATH</b>													
20 Tuberculosis, all forms (001-019)				0	0	0	6	5	1	11.4	10.0	38.5	20
21 Syphilis and its sequelae (020-029)				0	0	0	1	1		1.9	2.0	0	21
22 Typhoid fever (040)				0	0	0				0	0	0	22
23 Dysentery, all forms (045-048)				0	0	0				0	0	0	23
24 Scarlet fever (050)				0	0	0				0	0	0	24
25 Streptococcal sore throat (051)				0	0	0				0	0	0	25
26 Diphtheria (055)				0	0	0				0	0	0	26
27 Whooping cough (056)				0	0	0				0	0	0	27
28 Meningococcal infections (057)				0	0	0	1		1	1.9	0	38.5	28
29 Acute poliomyelitis (080)				0	0	0				0	0	0	29
30 Acute infectious encephalitis (082)				0	0	0				0	0	0	30
31 Smallpox (084)				0	0	0				0	0	0	31
32 Measles (085)				0	0	0				0	0	0	32
33 Typhus and other rickettsial diseases (100-103, 105-108)				0	0	0				0	0	0	33
34 Rocky Mountain spotted fever (104)				0	0	0				0	0	0	34
35 Malaria (110-117)				0	0	0				0	0	0	35
36 All other diseases classified as infective and parasitic (030-039, 041-044, 049, 052-054, 059-074, 081, 083, 086-096, 120-138)				0	0	0	2	2		3.8	4.0	0	36
37 Malignant neoplasms, including neoplasms of lymphatic and haematopoietic tissues (140-205)	9	9		121.6	126.8	0	69	65	4	130.7	129.5	153.8	37
38 Benign and unspecified neoplasms (210-239)	1	1		13.5	14.1	0				0	0	0	38
39 Diabetes mellitus (260)				0	0	0	7	7		13.3	13.9	0	39
40 Pellagra (281)				0	0	0				0	0	0	40
41 Anemias (290-293)				0	0	0				0	0	0	41
42 Vascular lesions affecting central nervous system (330-334)	6	6		81.1	84.5	0	42	41	1	79.5	81.7	38.5	42
43 Nonmeningococcal meningitis (340)				0	0	0				0	0	0	43
44 Rheumatic fever (400-402)				0	0	0				0	0	0	44
45 Heart diseases (410-443)	17	16	1	229.7	225.4	333.3	98	93	5	185.6	185.3	192.3	45
46 Hypertension without mention of heart (444-447)				0	0	0				0	0	0	46
47 Influenza and pneumonia (480-483, 490-493)	3	3		40.5	42.3	0	21	21		39.8	41.8	0	47
48 Bronchitis (500-502)	1		1	13.5	0	333.3	2	2		3.8	4.0	0	48
49 Ulcer of stomach and duodenum (540, 541)	1			0	0	0	1	1		1.9	2.0	0	49
50 Appendicitis (550-553)				0	0	0				0	0	0	50
51 Intestinal obstruction and hernia (560, 561, 570)				0	0	0	1	1		1.9	2.0	0	51
52 Gastritis, duodenitis, enteritis and colitis (except diarrhea of the newborn) (543, 571, 572)				0	0	0	2	2		3.8	4.0	0	52
53 Cirrhosis of liver (581)				0	0	0	6	4	2	11.4	8.0	76.9	53
54 Nephritis and nephrosis (590-594)				0	0	0				0	0	0	54
55 Hyperplasia of prostate (610)				0	0	0	1	1		1.9	2.0	0	55
56 Complications of pregnancy, childbirth and the puerperium (640-652, 670-689)				0	0	0				0	0	0	56
57 Congenital malformations (750-759)				0	0	0	3	3		5.7	6.0	0	57
58 Birth injuries, postnatal asphyxia and oteletosis (760-762)	1	1		13.5	14.1	0	2	2		3.8	4.0	0	58
59 Infection of the newborn (763-768)				0	0	0	2	2		3.8	4.0	0	59
60 Other diseases peculiar to early infancy, and immaturity unqualified (769-776)				0	0	0	13	11	2	24.6	21.9	76.9	60
61 Senility, without mention of psychosis (794)				0	0	0	1	1		1.9	2.0	0	61
62 Ill-defined and unknown causes (780-793, 795)				0	0	0	4	4		7.6	8.0	0	62
63 Motor vehicle accidents (E810-E835)	5	5		67.6	70.4	0	22	21	1	41.7	41.8	38.5	63
64 All other accidents (E800-E802, E840-E962)	2	2		27.0	28.2	0	17	16	1	32.2	31.9	38.5	64
65 Suicide (E963, E970-E979)				0	0	0	1	1		1.9	2.0	0	65
66 Homicide (E964, E980-E985)	1	1		13.5	14.1	0	6	3	3	11.4	6.0	115.4	66
67 All other diseases (residual)	6	5	1	81.1	70.4	333.3	40	37	3	75.8	73.7	115.4	67

TABLE XIII VITAL STATISTICS, BY COUNTY, BY RACE, GEORGIA, 1967

ITEM	WILCOX						WILKES						
	Number			Rate or Ratio *			Number			Rate or Ratio *			
	Total	White	Non-White	Total	White	Non-White	Total	White	Non-White	Total	White	Non-White	
1 Estimated population as of July 1	8,000	5,300	2,700				11,100	5,400	5,700				1
<b>LIVE BIRTHS</b>													
2 Total	114	61	53	14.3	11.5	19.6	181	70	111	16.3	13.0	19.5	2
3 Delivered in hospital	83	56	27	72.8	91.8	50.9	173	68	105	95.6	97.1	94.6	3
4 Delivered in home by physician	20	5	15	17.5	8.2	28.3	8	2	6	4.4	2.9	5.4	4
5 Delivered in home by midwife	11	—	11	9.6	0	20.8	—	—	—	0	0	0	5
6 Other deliveries	—	—	—	0	0	0	—	—	—	0	0	0	6
7 Immature births	6	4	2	52.6	65.6	37.7	32	7	25	176.8	100.0	225.2	7
8 Live births to unwed mothers	18	1	17	157.9	16.4	320.8	32	1	31	176.8	14.3	279.3	8
<b>FETAL DEATHS</b>													
9 Total	5	3	2	43.9	49.2	37.7	8	3	5	44.2	42.9	45.0	9
10 Under 20 weeks gestation	1	1	—	8.8	16.4	0	2	1	1	11.0	14.3	9.0	10
11 20-27 weeks gestation	—	—	—	0	0	0	3	—	3	16.6	0	27.0	11
12 28 weeks and more	4	2	2	35.1	32.8	37.7	3	2	1	16.6	28.6	9.0	12
13 Unknown length of gestation	—	—	—	0	0	0	—	—	—	0	0	0	13
<b>DEATHS</b>													
14 Total, all ages	72	48	24	900.0	905.7	888.9	141	81	60	1270.3	1500.0	1052.6	14
15 Under 1 year	2	—	2	17.5	0	37.7	6	2	4	33.1	28.6	36.0	15
16 Under 28 days	1	—	1	8.8	0	18.9	2	2	—	11.0	28.6	0	16
17 Deaths from immaturity	—	—	—	0	0	0	—	—	—	0	0	0	17
18 1-4 years **	—	—	—	0	0	0	2	—	2	0	0	0	18
19 Maternal deaths	—	—	—	0	0	0	—	—	—	0	0	0	19
<b>CAUSE OF DEATH</b>													
20 Tuberculosis, all forms (001-019)	—	—	—	0	0	0	—	—	—	0	0	0	20
21 Syphilis and its sequelae (020-029)	—	—	—	0	0	0	—	—	—	0	0	0	21
22 Typhoid fever (040)	—	—	—	0	0	0	—	—	—	0	0	0	22
23 Dysentery, all forms (045-048)	—	—	—	0	0	0	—	—	—	0	0	0	23
24 Scarlet fever (050)	—	—	—	0	0	0	—	—	—	0	0	0	24
25 Streptococcal sore throat (051)	—	—	—	0	0	0	—	—	—	0	0	0	25
26 Diphtheria (055)	—	—	—	0	0	0	—	—	—	0	0	0	26
27 Whooping cough (056)	—	—	—	0	0	0	—	—	—	0	0	0	27
28 Meningococcal infections (057)	—	—	—	0	0	0	—	—	—	0	0	0	28
29 Acute poliomyelitis (080)	—	—	—	0	0	0	—	—	—	0	0	0	29
30 Acute infectious encephalitis (082)	—	—	—	0	0	0	—	—	—	0	0	0	30
31 Smallpox (084)	—	—	—	0	0	0	—	—	—	0	0	0	31
32 Measles (085)	—	—	—	0	0	0	—	—	—	0	0	0	32
33 Typhus and other rickettsial diseases (100-103, 105-108)	—	—	—	0	0	0	—	—	—	0	0	0	33
34 Rocky Mountain spotted fever (104)	—	—	—	0	0	0	—	—	—	0	0	0	34
35 Malaria (110-117)	—	—	—	0	0	0	—	—	—	0	0	0	35
36 All other diseases classified as infective and parasitic (030-039, 041-044, 049, 052-054, 059-074, 081, 083, 086-096, 120-138)	—	—	—	0	0	0	—	—	—	0	0	0	36
37 Malignant neoplasms, including neoplasms of lymphatic and haematopoietic tissues (140-205)	8	6	2	100.0	113.2	74.1	16	11	5	144.1	203.7	87.7	37
38 Benign and unspecified neoplasms (210-239)	—	—	—	0	0	0	—	—	—	0	0	0	38
39 Diabetes mellitus (260)	1	1	—	12.5	18.9	0	2	1	1	18.0	18.5	17.5	39
40 Pellagra (281)	—	—	—	0	0	0	—	—	—	0	0	0	40
41 Anemias (290-293)	—	—	—	0	0	0	1	—	1	9.0	0	17.5	41
42 Vascular lesions affecting central nervous system (330-334)	10	4	6	125.0	75.5	222.2	29	19	10	261.3	351.9	175.4	42
43 Nonmeningococcal meningitis (340)	—	—	—	0	0	0	—	—	—	0	0	0	43
44 Rheumatic fever (400-402)	—	—	—	0	0	0	1	1	—	9.0	18.5	0	44
45 Heart diseases (410-443)	28	24	4	350.0	452.8	148.1	46	28	18	414.4	518.5	315.8	45
46 Hypertension without mention of heart (444-447)	—	—	—	0	0	0	3	2	1	27.0	37.0	17.5	46
47 Influenza and pneumonia (480-483, 490-493)	6	3	3	75.0	56.6	111.1	9	2	7	81.1	37.0	122.8	47
48 Bronchitis (500-502)	1	1	—	12.5	18.9	0	—	—	—	0	0	0	48
49 Ulcer of stomach and duodenum (540, 541)	—	—	—	0	0	0	—	—	—	0	0	0	49
50 Appendicitis (550-553)	—	—	—	0	0	0	—	—	—	0	0	0	50
51 Intestinal obstruction and hernia (560, 561, 570)	1	1	—	12.5	18.9	0	—	—	—	0	0	0	51
52 Gastritis, duodenitis, enteritis and colitis (except diarrhea of the newborn) (543, 571, 572)	—	—	—	0	0	0	1	—	1	9.0	0	17.5	52
53 Cirrhosis of liver (581)	1	1	—	12.5	18.9	0	1	—	1	9.0	0	17.5	53
54 Nephritis and nephrosis (590-594)	—	—	—	0	0	0	2	—	2	18.0	0	35.1	54
55 Hyperplasia of prostate (610)	—	—	—	0	0	0	1	1	—	9.0	18.5	0	55
56 Complications of pregnancy, childbirth and the puerperium (640-652, 670-689)	—	—	—	0	0	0	—	—	—	0	0	0	56
57 Congenital malformations (750-759)	—	—	—	0	0	0	—	—	—	0	0	0	57
58 Birth injuries, postnatal asphyxia and atelectasis (760-762)	—	—	—	0	0	0	—	—	—	0	0	0	58
59 Infection of the newborn (763-768)	1	—	1	12.5	0	37.0	—	—	—	0	0	0	59
60 Other diseases peculiar to early infancy, and immaturity unqualified (769-776)	—	—	—	0	0	0	2	2	—	18.0	37.0	0	60
61 Senility, without mention of psychosis (794)	1	—	1	12.5	0	37.0	—	—	—	0	0	0	61
62 Ill-defined and unknown causes (780-793, 795)	1	—	1	12.5	0	37.0	2	2	—	18.0	37.0	0	62
63 Motor vehicle accidents (E810-E835)	3	3	—	37.5	56.6	0	1	—	1	9.0	0	17.5	63
64 All other accidents (E800-E802, E840-E962)	3	—	3	37.5	0	111.1	4	1	3	36.0	18.5	52.6	64
65 Suicide (E963, E970-E979)	—	—	—	0	0	0	2	1	1	18.0	18.5	17.5	65
66 Homicide (E964, E980-E985)	2	1	1	25.0	18.9	37.0	2	—	2	18.0	0	35.1	66
67 All other diseases (residual)	5	3	2	62.5	56.6	74.1	16	10	6	144.1	185.2	105.3	67

TABLE XIII VITAL STATISTICS, BY COUNTY, BY RACE, GEORGIA, 1967

ITEM	WILKINSON						WORTH					
	Number			Rate or Ratio *			Number			Rate or Ratio *		
	Total	White	Non-White	Total	White	Non-White	Total	White	Non-White	Total	White	Non-White
1 Estimated population as of July 1	9,800	5,000	4,800				17,800	9,000	8,800			
<b>LIVE BIRTHS</b>												
2 Total	186	71	115	19.0	14.2	24.0	340	132	208	19.1	14.7	23.6
3 Delivered in hospital	172	71	101	92.5%	100.0%	87.8%	238	129	109	70.0%	97.7%	52.4%
4 Delivered in home by physician	3	—	3	1.6%	0%	2.6%	3	—	3	0.9%	0%	1.4%
5 Delivered in home by midwife	11	—	11	5.9%	0%	9.6%	99	3	96	29.1%	2.3%	46.2%
6 Other deliveries	—	—	—	0%	0%	0%	—	—	—	0%	0%	0%
7 Immature births	20	6	14	107.5	84.5	121.7	28	6	22	82.4	45.5	105.8
8 Live births to unwed mothers	29	1	28	155.9	14.1	243.5	61	5	56	179.4	37.9	269.2
<b>FETAL DEATHS</b>												
9 Total	8	3	5	43.0	42.3	43.5	11	3	8	32.4	22.7	38.5
10 Under 20 weeks gestation	—	—	—	0	0	0	—	—	—	0	0	0
11 20-27 weeks gestation	3	1	2	16.1	14.1	17.4	4	1	3	11.8	7.6	14.4
12 28 weeks and more	4	2	2	21.5	28.2	17.4	3	—	3	8.8	0	14.4
13 Unknown length of gestation	1	—	1	5.4	0	8.7	4	2	2	11.8	15.2	9.6
<b>DEATHS</b>												
14 Total, all ages	102	51	51	1040.8	1020.0	1062.5	133	81	52	747.2	900.0	590.9
15 Under 1 year	7	—	7	37.6	0	60.9	8	2	6	23.5	15.2	28.8
16 Under 28 days	1	—	1	5.4	0	8.7	4	1	3	11.8	7.6	14.4
17 Deaths from immaturity	—	—	—	0	0	0	1	—	1	2.9	0	4.8
18 1-4 years **	—	—	—	—	—	—	1	—	1	—	—	—
19 Maternal deaths	—	—	—	0	0	0	—	—	—	0	0	0
<b>CAUSE OF DEATH</b>												
20 Tuberculosis, all forms (001-019)	1	1	—	10.2	20.0	0	1	—	1	5.6	0	11.4
21 Syphilis and its sequelae (020-029)	—	—	—	0	0	0	—	—	—	0	0	0
22 Typhoid fever (040)	—	—	—	0	0	0	—	—	—	0	0	0
23 Dysentery, all forms (045-048)	—	—	—	0	0	0	1	1	—	5.6	11.1	0
24 Scarlet fever (050)	—	—	—	0	0	0	—	—	—	0	0	0
25 Streptococcal sore throat (051)	—	—	—	0	0	0	—	—	—	0	0	0
26 Diphtheria (055)	—	—	—	0	0	0	—	—	—	0	0	0
27 Whooping cough (056)	—	—	—	0	0	0	—	—	—	0	0	0
28 Meningococcal infections (057)	—	—	—	0	0	0	—	—	—	0	0	0
29 Acute poliomyelitis (080)	—	—	—	0	0	0	—	—	—	0	0	0
30 Acute infectious encephalitis (082)	—	—	—	0	0	0	—	—	—	0	0	0
31 Smallpox (084)	—	—	—	0	0	0	—	—	—	0	0	0
32 Measles (085)	—	—	—	0	0	0	1	1	—	5.6	11.1	0
33 Typhus and other rickettsial diseases (100-103, 105-108)	—	—	—	0	0	0	—	—	—	0	0	0
34 Rocky Mountain spotted fever (104)	—	—	—	0	0	0	—	—	—	0	0	0
35 Malaria (110-117)	—	—	—	0	0	0	—	—	—	0	0	0
36 All other diseases classified as infective and parasitic (030-039, 041-044, 049, 052-054, 059-074, 081, 083, 086-096, 120-138)	—	—	—	0	0	0	—	—	—	0	0	0
37 Malignant neoplasms, including neoplasms of lymphatic and haematopoietic tissues (140-205)	15	6	9	153.1	120.0	187.5	19	10	9	106.7	111.1	102.3
38 Benign and unspecified neoplasms (210-239)	1	—	1	10.2	0	20.8	—	—	—	0	0	0
39 Diabetes mellitus (260)	2	1	1	20.4	20.0	20.8	1	1	—	5.6	11.1	0
40 Pellagra (281)	—	—	—	0	0	0	—	—	—	0	0	0
41 Anemias (290-293)	1	—	1	10.2	0	20.8	—	—	—	0	0	0
42 Vascular lesions affecting central nervous system (330-334)	15	7	8	153.1	140.0	166.7	20	8	12	112.4	88.9	136.4
43 Nonmeningococcal meningitis (340)	—	—	—	0	0	0	—	—	—	0	0	0
44 Rheumatic fever (400-402)	—	—	—	0	0	0	—	—	—	0	0	0
45 Heart diseases (410-443)	26	16	10	265.3	320.0	208.3	49	33	16	275.3	366.7	181.8
46 Hypertension without mention of heart (444-447)	—	—	—	0	0	0	2	1	1	11.2	11.1	11.4
47 Influenza and pneumonia (480-483, 490-493)	7	2	5	71.4	40.0	104.2	6	3	3	33.7	33.3	34.1
48 Bronchitis (500-502)	—	—	—	0	0	0	1	—	1	5.6	0	11.4
49 Ulcer of stomach and duodenum (540, 541)	—	—	—	0	0	0	—	—	—	0	0	0
50 Appendicitis (550-553)	—	—	—	0	0	0	—	—	—	0	0	0
51 Intestinal obstruction and hernia (560, 561, 570)	—	—	—	0	0	0	4	3	1	22.5	33.3	11.4
52 Gastritis, duodenitis, enteritis and colitis (except diarrhea of the newborn) (543, 571, 572)	1	—	1	10.2	0	20.8	—	—	—	0	0	0
53 Cirrhosis of liver (581)	—	—	—	0	0	0	1	1	—	5.6	11.1	0
54 Nephritis and nephrosis (590-594)	2	1	1	20.4	20.0	20.8	2	2	—	11.2	22.2	0
55 Hyperplasia of prostate (610)	—	—	—	0	0	0	1	1	—	5.6	11.1	0
56 Complications of pregnancy, childbirth and the puerperium (640-652, 670-689)	—	—	—	0	0	0	—	—	—	0	0	0
57 Congenital malformations (750-759)	—	—	—	0	0	0	—	—	—	0	0	0
58 Birth injuries, postnatal asphyxia and atelectasis (760-762)	—	—	—	0	0	0	2	1	1	11.2	11.1	11.4
59 Infection of the newborn (763-768)	1	—	1	10.2	0	20.8	—	—	—	0	0	0
60 Other diseases peculiar to early infancy, and immaturity unqualified (769-776)	—	—	—	0	0	0	2	—	2	11.2	0	22.7
61 Senility, without mention of psychosis (794)	—	—	—	0	0	0	—	—	—	0	0	0
62 Ill-defined and unknown causes (780-793, 795)	—	—	—	0	0	0	2	—	2	11.2	0	22.7
63 Motor vehicle accidents (E810-E835)	7	4	3	71.4	80.0	62.5	5	4	1	28.1	44.4	11.4
64 All other accidents (E800-E802, E840-E962)	8	3	5	81.6	60.0	104.2	1	1	—	5.6	11.1	0
65 Suicide (E963, E970-E979)	1	1	—	10.2	20.0	0	1	1	—	5.6	11.1	0
66 Homicide (E964, E980-E985)	1	—	1	10.2	0	20.8	1	—	1	5.6	0	11.4
67 All other diseases (residual)	13	9	4	132.7	180.0	83.3	10	9	1	56.2	100.0	11.4

TABLE XIV-A VITAL STATISTICS, BY CITY, BY RACE, GEORGIA, 1967  
POPULATION 75,000 & OVER

ITEM	ATLANTA						AUGUSTA					
	Number			Rate or Ratio *			Number			Rate or Ratio *		
	Total	White	Non-White	Total	White	Non-White	Total	White	Non-White	Total	White	Non-White
1 Estimated population as of July 1	498,200	257,400	240,800				85,000	47,800	37,200			
<b>LIVE BIRTHS</b>												
2 Total	10,541	4,759	5,782	21.2	18.5	24.0	1,925	1,051	874	22.6	22.0	23.5
3 Delivered in hospital	10,442	4,744	5,698	99.1%	99.7%	98.5%	1,919	1,048	871	99.7%	99.7%	99.7%
4 Delivered in home by physician	94	14	80	0.9%	0.3%	1.4%	6	3	3	0.3%	0.3%	0.3%
5 Delivered in home by midwife	3	—	3	0.0%	0%	0.1%	—	—	—	0%	0%	0%
6 Other deliveries	2	1	1	0.0%	0.0%	0.0%	—	—	—	0%	0%	0%
7 Immature births	1,276	387	889	121.1	81.3	153.8	230	95	135	119.5	90.4	154.5
8 Live births to unwed mothers	1,994	282	1,712	189.2	59.3	296.1	242	43	199	125.7	40.9	227.7
<b>FETAL DEATHS</b>												
9 Total	214	86	128	20.3	18.1	22.1	96	62	34	49.9	59.0	38.9
10 Under 20 weeks gestation	46	33	13	4.4	6.9	2.2	59	43	16	30.6	40.9	18.3
11 20-27 weeks gestation	54	20	34	5.1	4.2	5.9	9	4	5	4.7	3.8	5.7
12 28 weeks and more	109	30	79	10.3	6.3	13.7	24	15	9	12.5	14.3	10.3
13 Unknown length of gestation	5	3	2	0.5	0.6	0.3	4	—	4	2.1	0	4.6
<b>DEATHS</b>												
14 Total, all ages	5,483	2,990	2,493	100.6	116.6	1035.3	999	536	463	175.3	121.3	1244.6
15 Under 1 year	313	106	207	29.7	22.3	35.8	48	18	30	24.9	17.1	34.3
16 Under 28 days	228	83	145	21.6	17.4	25.1	36	14	22	18.7	13.3	25.2
17 Deaths from immaturity	60	20	40	5.7	4.2	6.9	11	2	9	5.7	1.9	10.3
18 1-4 years **	55	25	30	4.0	3.0	4.0	12	6	6	6.0	6.0	6.0
19 Maternal deaths	4	1	3	3.8	2.1	5.2	1	—	1	5.2	0	11.4
<b>CAUSE OF DEATH</b>												
20 Tuberculosis, all forms (001-019)	28	9	19	5.6	3.5	7.9	7	5	2	8.2	10.5	5.4
21 Syphilis and its sequelae (020-029)	13	5	8	2.6	1.9	3.3	—	—	—	0	0	0
22 Typhoid fever (040)	—	—	—	0	0	0	—	—	—	0	0	0
23 Dysentery, all forms (045-046)	—	—	—	0	0	0	—	—	—	0	0	0
24 Scarlet fever (050)	—	—	—	0	0	0	—	—	—	0	0	0
25 Streptococcal sore throat (051)	—	—	—	0	0	0	—	—	—	0	0	0
26 Diphtheria (055)	—	—	—	0	0	0	—	—	—	0	0	0
27 Whooping cough (056)	—	—	—	0	0	0	—	—	—	0	0	0
28 Meningococcal infections (057)	2	—	2	0.4	0	0.8	1	—	1	1.2	0	2.7
29 Acute poliomyelitis (080)	—	—	—	0	0	0	—	—	—	0	0	0
30 Acute infectious encephalitis (082)	1	1	—	0.2	0.4	0	—	—	—	0	0	0
31 Smallpox (084)	—	—	—	0	0	0	—	—	—	0	0	0
32 Measles (085)	—	—	—	0	0	0	—	—	—	0	0	0
33 Typhus and other rickettsial diseases (100-103, 105-108)	—	—	—	0	0	0	—	—	—	0	0	0
34 Rocky Mountain spotted fever (104)	—	—	—	0	0	0	—	—	—	0	0	0
35 Malaria (110-117)	—	—	—	0	0	0	—	—	—	0	0	0
36 All other diseases classified as infective and parasitic (030-039, 041-044, 049, 052-054, 059-074, 081, 083, 086-096, 120-138)	46	14	32	9.2	5.4	13.3	1	1	—	1.2	2.1	0
37 Malignant neoplasms, including neoplasms of lymphatic and haemopoietic tissues (140-205)	821	486	335	164.8	188.8	139.1	153	87	66	180.0	182.0	177.4
38 Benign and unspecified neoplasms (210-239)	11	6	5	2.2	2.3	2.1	1	1	—	1.2	2.1	0
39 Diabetes mellitus (260)	94	46	48	18.9	17.9	19.9	11	5	6	12.9	10.5	16.1
40 Pellagra (281)	—	—	—	0	0	0	—	—	—	0	0	0
41 Anemias (290-293)	15	7	8	3.0	2.7	3.3	3	2	1	3.5	4.2	2.7
42 Vascular lesions affecting central nervous system (330-334)	721	380	341	144.7	147.6	141.6	125	55	70	147.1	115.1	188.2
43 Nonmeningococcal meningitis (340)	12	4	8	2.4	1.6	3.3	2	—	2	2.4	0	5.4
44 Rheumatic fever (400-402)	—	—	—	0	0	0	—	—	—	0	0	0
45 Heart diseases (410-443)	1,761	1,075	686	353.5	417.6	284.9	357	213	144	420.0	445.6	387.1
46 Hypertension without mention of heart (444-447)	24	10	14	4.8	3.9	5.8	5	2	3	5.9	4.2	8.1
47 Influenza and pneumonia (480-483, 490-493)	181	101	80	36.3	39.2	33.2	41	20	21	48.2	41.8	56.5
48 Bronchitis (500-502)	15	13	2	3.0	5.1	0.8	3	3	—	3.5	6.3	0
49 Ulcer of stomach and duodenum (540, 541)	21	14	7	4.2	5.4	2.9	4	3	1	4.7	6.3	2.7
50 Appendicitis (550-553)	4	1	3	0.8	0.4	1.2	—	—	—	0	0	0
51 Intestinal obstruction and hernia (560, 561, 570)	29	16	13	5.8	6.2	5.4	2	2	—	2.4	4.2	0
52 Gastritis, duodenitis, enteritis and colitis (except diarrhea of the newborn) (543, 571, 572)	15	6	9	3.0	2.3	3.7	1	—	1	1.2	0	2.7
53 Cirrhosis of liver (581)	83	54	29	16.7	21.0	12.0	14	9	5	16.5	18.8	13.4
54 Nephritis and nephrosis (590-594)	47	11	36	9.4	4.3	15.0	11	2	9	12.9	4.2	24.2
55 Hyperplasia of prostate (610)	6	3	3	1.2	1.2	1.2	3	1	2	3.5	2.1	5.4
56 Complications of pregnancy, childbirth and the puerperium (640-652, 670-689)	4	1	3	0.8	0.4	1.2	1	—	1	1.2	0	2.7
57 Congenital malformations (750-759)	52	29	23	10.4	11.3	9.6	11	8	3	12.9	16.7	8.1
58 Birth injuries, postnatal asphyxia and atelectasis (760-762)	50	19	31	10.0	7.4	12.9	14	6	8	16.5	12.6	21.5
59 Infection of the newborn (763-768)	19	4	15	3.8	1.6	6.2	1	1	—	1.2	2.1	0
60 Other diseases peculiar to early infancy, and immaturity unqualified (769-776)	126	46	80	25.3	17.9	33.2	17	5	12	20.0	10.5	32.3
61 Senility, without mention of psychosis (794)	94	31	63	18.9	12.0	26.2	3	1	2	3.5	2.1	5.4
62 Ill-defined and unknown causes (780-793, 795)	65	27	38	13.0	10.5	15.8	5	3	2	5.9	6.3	5.4
63 Motor vehicle accidents (E810-E835)	145	97	48	29.1	37.7	19.9	20	15	5	23.5	31.4	13.4
64 All other accidents (E800-E802, E840-E962)	158	95	63	31.7	36.9	26.2	33	18	15	38.8	37.7	40.3
65 Suicide (E963, E970-E979)	63	51	12	12.6	19.8	5.0	6	5	1	7.1	10.5	2.7
66 Homicide (E984, E980-E985)	163	23	140	32.7	8.9	58.1	15	3	12	17.6	6.3	32.3
67 All other diseases (residual)	594	305	289	119.2	118.5	120.0	128	60	68	150.6	125.5	182.8

TABLE XIV-A VITAL STATISTICS, BY CITY, BY RACE, GEORGIA, 1967  
 POPULATION 75,000 & OVER 97

ITEM	COLUMBUS						MACON					
	Number			Rate or Ratio *			Number			Rate or Ratio *		
	Total	White	Non-White	Total	White	Non-White	Total	White	Non-White	Total	White	Non-White
1 Estimated population as of July 1	127,100	91,300	35,800				126,700	76,500	50,200			
<b>LIVE BIRTHS</b>												
2 Total	3,096	2,230	866	24.4	24.4	24.2	2,366	1,328	1,038	18.7	17.4	20.7
3 Delivered in hospital	3,084	2,229	855	99.6%	100.0%	98.7%	2,360	1,326	1,034	99.7%	99.8%	99.6%
4 Delivered in home by physician	11	1	10	0.4%	0.0%	1.2%	6	2	4	0.3%	0.2%	0.4%
5 Delivered in home by midwife	1	—	1	0.0%	0%	0.1%	—	—	—	0%	0%	0%
6 Other deliveries	—	—	—	0%	0%	0%	—	—	—	0%	0%	0%
7 Immature births	319	176	143	103.0	78.9	165.1	258	99	159	109.0	74.5	153.2
8 Live births to unwed mothers	283	58	225	91.4	26.0	259.8	374	40	334	158.1	30.1	321.8
<b>FETAL DEATHS</b>												
9 Total	56	31	25	18.1	13.9	28.9	46	19	27	19.4	14.3	26.0
10 Under 20 weeks gestation	15	9	6	4.8	4.0	6.9	8	4	4	3.4	3.0	3.9
11 20-27 weeks gestation	16	6	10	5.2	2.7	11.5	19	7	12	8.0	5.3	11.6
12 28 weeks and more	25	16	9	8.1	7.2	10.4	19	8	11	8.0	6.0	10.6
13 Unknown length of gestation	—	—	—	0	0	0	—	—	—	0	0	0
<b>DEATHS</b>												
14 Total, all ages	1,162	746	416	914.2	817.1	1162.0	1,289	757	532	1017.4	989.5	1059.8
15 Under 1 year	96	56	40	31.0	25.1	46.2	64	37	27	27.0	27.9	26.0
16 Under 28 days	73	45	28	23.6	20.2	32.3	48	31	17	20.3	23.3	16.4
17 Deaths from immaturity	31	17	14	10.0	7.6	16.2	9	3	6	3.8	2.3	5.8
18 1-4 years **	10	7	3	—	—	—	10	8	2	—	—	—
19 Maternal deaths	—	—	—	0	0	0	1	1	—	4.2	7.5	0
<b>CAUSE OF DEATH</b>												
20 Tuberculosis, all forms (001-019)	5	2	3	3.9	2.2	8.4	2	1	1	1.6	1.3	2.0
21 Syphilis and its sequelae (020-029)	1	—	1	0.8	0	2.8	1	—	1	0.8	0	2.0
22 Typhoid fever (040)	—	—	—	0	0	0	—	—	—	0	0	0
23 Dysentery, all forms (045-048)	—	—	—	0	0	0	1	—	1	0.8	0	2.0
24 Scarlet fever (050)	—	—	—	0	0	0	—	—	—	0	0	0
25 Streptococcal sore throat (051)	—	—	—	0	0	0	—	—	—	0	0	0
26 Diphtheria (055)	—	—	—	0	0	0	—	—	—	0	0	0
27 Whooping cough (056)	—	—	—	0	0	0	—	—	—	0	0	0
28 Meningococcal infections (057)	2	2	—	1.6	2.2	0	—	—	—	0	0	0
29 Acute poliomyelitis (080)	—	—	—	0	0	0	—	—	—	0	0	0
30 Acute infectious encephalitis (082)	—	—	—	0	0	0	—	—	—	0	0	0
31 Smallpox (084)	—	—	—	0	0	0	—	—	—	0	0	0
32 Measles (085)	—	—	—	0	0	0	—	—	—	0	0	0
33 Typhus and other rickettsial diseases (100-103, 105-108)	—	—	—	0	0	0	—	—	—	0	0	0
34 Rocky Mountain spotted fever (104)	—	—	—	0	0	0	—	—	—	0	0	0
35 Malaria (110-117)	—	—	—	0	0	0	—	—	—	0	0	0
36 All other diseases classified as infective and parasitic (030-039, 041-044, 049, 052-054, 059-074, 081, 083, 086-096, 120-138)	7	5	2	5.5	5.5	5.6	8	4	4	6.3	5.2	8.0
37 Malignant neoplasms, including neoplasms of lymphatic and haematopoietic tissues (140-205)	171	111	60	134.5	121.6	167.6	160	97	63	126.3	126.8	125.5
38 Benign and unspecified neoplasms (210-239)	5	4	1	3.9	4.4	2.8	1	1	—	0.8	1.3	0
39 Diabetes mellitus (260)	14	10	4	11.0	11.0	11.2	26	13	13	20.5	17.0	25.9
40 Pellagra (281)	—	—	—	0	0	0	—	—	—	0	0	0
41 Anemias (290-293)	5	3	2	3.9	3.3	5.6	4	2	2	3.2	2.6	4.0
42 Vascular lesions affecting central nervous system (330-334)	139	68	71	109.4	74.5	198.3	200	110	90	157.9	143.8	179.3
43 Nonmeningococcal meningitis (340)	2	1	1	1.6	1.1	2.8	—	—	—	0	0	0
44 Rheumatic fever (400-402)	1	—	1	0.8	0	2.8	—	—	—	0	0	0
45 Heart diseases (410-443)	404	286	118	317.9	313.3	329.6	429	265	164	338.6	346.4	326.7
46 Hypertension without mention of heart (444-447)	3	—	3	2.4	0	8.4	15	4	11	11.8	5.2	21.9
47 Influenza and pneumonia (480-483, 490-493)	57	34	23	44.8	37.2	64.2	44	20	24	34.7	26.1	47.8
48 Bronchitis (500-502)	—	—	—	0	0	0	3	3	—	2.4	3.9	0
49 Ulcer of stomach and duodenum (540, 541)	8	5	3	6.3	5.5	8.4	6	5	1	4.7	6.5	2.0
50 Appendicitis (550-553)	1	1	—	0.8	1.1	0	2	1	1	1.6	1.3	2.0
51 Intestinal obstruction and hernia (560, 561, 570)	7	3	4	5.5	3.3	11.2	5	3	2	3.9	3.9	4.0
52 Gastritis, duodenitis, enteritis and colitis (except diarrhea of the newborn) (543, 571, 572)	2	1	1	1.6	1.1	2.8	3	3	—	2.4	3.9	0
53 Cirrhosis of liver (581)	12	8	4	9.4	8.8	11.2	10	7	3	7.9	9.2	6.0
54 Nephritis and nephrosis (590-594)	15	7	8	11.8	7.7	22.3	8	3	5	6.3	3.9	10.0
55 Hyperplasia of prostate (610)	—	—	—	0	0	0	1	—	1	0.8	0	2.0
56 Complications of pregnancy, childbirth and the puerperium (640-652, 670-689)	—	—	—	0	0	0	1	1	—	0.8	1.3	0
57 Congenital malformations (750-759)	13	12	1	10.2	13.1	2.8	9	7	2	7.1	9.2	4.0
58 Birth injuries, postnatal asphyxia and atelectasis (760-762)	17	12	5	13.4	13.1	14.0	22	15	7	17.4	19.6	13.9
59 Infection of the newborn (763-768)	3	1	2	2.4	1.1	5.6	1	—	1	0.8	0	2.0
60 Other diseases peculiar to early infancy, and immaturity unqualified (769-776)	45	23	22	35.4	25.2	61.5	20	11	9	15.8	14.4	17.9
61 Senility, without mention of psychosis (794)	1	—	1	0.8	0	2.8	1	1	—	0.8	1.3	0
62 Ill-defined and unknown causes (780-793, 795)	4	4	—	3.1	4.4	0	5	2	3	3.9	2.6	6.0
63 Motor vehicle accidents (E810-E835)	37	27	10	29.1	29.6	27.9	43	33	10	33.9	43.1	19.9
64 All other accidents (E800-E802, E840-E962)	42	24	18	33.0	26.3	50.3	52	30	22	41.0	39.2	43.8
65 Suicide (E963, E970-E979)	17	16	1	13.4	17.5	2.8	18	16	2	14.2	20.9	4.0
66 Homicide (E964, E980-E985)	11	1	10	8.7	1.1	27.9	35	7	28	27.6	9.2	55.8
67 All other diseases (residual)	111	75	36	87.3	82.1	100.6	153	92	61	120.8	120.3	121.5

98 TABLE XIVA VITAL STATISTICS, BY CITY, BY RACE, GEORGIA, 1967  
POPULATION 75,000 & OVER

ITEM	SAVANNAH												
	Number			Rate or Ratio *			Number			Rate or Ratio *			
	Total	White	Non-White	Total	White	Non-White	Total	White	Non-White	Total	White	Non-White	
1 Estimated population as of July 1	135,200	75,500	59,700										1
<b>LIVE BIRTHS</b>													
2 Total	2,414	1,047	1,367	17.9	13.9	22.9							2
3 Delivered in hospital	2,396	1,047	1,349	99.3%	100.0%	98.7%							3
4 Delivered in home by physician	18		18	0.7%	0%	1.3%							4
5 Delivered in home by midwife				0%	0%	0%							5
6 Other deliveries				0%	0%	0%							6
7 Immature births	268	72	196	111.0	68.8	143.4							7
8 Live births to unwed mothers	469 <sup>1/</sup>	46	423	194.3	43.9	309.4							8
<b>FETAL DEATHS</b>													
9 Total	146	84	62	60.5	80.2	45.4							9
10 Under 20 weeks gestation	85	63	22	35.2	60.2	16.1							10
11 20-27 weeks gestation	17	8	9	7.0	7.6	6.6							11
12 28 weeks and more	41	11	30	17.0	10.5	21.9							12
13 Unknown length of gestation	3	2	1	1.2	1.9	0.7							13
<b>DEATHS</b>													
14 Total, all ages	1,564	836	728	1156.8	1107.3	1219.4							14
15 Under 1 year	79	30	49	32.7	28.7	35.8							15
16 Under 28 days	54	27	27	22.4	25.8	19.8							16
17 Deaths from immaturity	7	2	5	2.9	1.9	3.7							17
18 1-4 years **	11	2	9										18
19 Maternal deaths	1		1	4.1	0	7.3							19
<b>CAUSE OF DEATH</b>													
20 Tuberculosis, all forms (001-019)	6	1	5	4.4	1.3	8.4							20
21 Syphilis and its sequelae (020-029)	3		3	2.2	0	5.0							21
22 Typhoid fever (040)				0	0	0							22
23 Dysentery, all forms (045-048)				0	0	0							23
24 Scarlet fever (050)				0	0	0							24
25 Streptococcal sore throat (051)				0	0	0							25
26 Diphtheria (055)				0	0	0							26
27 Whooping cough (056)				0	0	0							27
28 Meningococcal infections (057)	1	1		0.7	1.3	0							28
29 Acute poliomyelitis (080)				0	0	0							29
30 Acute infectious encephalitis (082)				0	0	0							30
31 Smallpox (084)				0	0	0							31
32 Measles (085)				0	0	0							32
33 Typhus and other rickettsial diseases (100-103, 105-108)				0	0	0							33
34 Rocky Mountain spotted fever (104)				0	0	0							34
35 Malaria (110-117)				0	0	0							35
36 All other diseases classified as infective and parasitic (030-039, 041-044, 049, 052-054, 059-074, 081, 083, 086-096, 120-138)	10	4	6	7.4	5.3	10.1							36
37 Malignant neoplasms, including neoplasms of lymphatic and haematopoietic tissues (140-205)	246	131	115	182.0	173.5	192.6							37
38 Benign and unspecified neoplasms (210-239)	5	2	3	3.7	2.6	5.0							38
39 Diabetes mellitus (260)	28	13	15	20.7	17.2	25.1							39
40 Pellagra (281)				0	0	0							40
41 Anemias (290-293)	1		1	0.7	0	1.7							41
42 Vascular lesions affecting central nervous system (330-334)	246	109	137	182.0	144.4	229.5							42
43 Nonmeningococcal meningitis (340)	1		1	0.7	0	1.7							43
44 Rheumatic fever (400-402)	1		1	0.7	0	1.7							44
45 Heart diseases (410-443)	536	343	195	397.9	454.3	326.6							45
46 Hypertension without mention of heart (444-447)	8		8	5.9	0	13.4							46
47 Influenza and pneumonia (480-483, 490-493)	52	18	34	38.5	23.8	57.0							47
48 Bronchitis (500-502)	2	1	1	1.5	1.3	1.7							48
49 Ulcer of stomach and duodenum (540, 541)	8	6	2	5.9	7.9	3.4							49
50 Appendicitis (550-553)	1		1	0.7	0	1.7							50
51 Intestinal obstruction and hernia (560, 561, 570)	9	3	6	6.7	4.0	10.1							51
52 Gastritis, duodenitis, enteritis and colitis (except diarrhea of the newborn) (543, 571, 572)	5	2	3	3.7	2.6	5.0							52
53 Cirrhosis of liver (581)	17	12	5	12.6	15.9	8.4							53
54 Nephritis and nephrosis (590-594)	17	6	11	12.6	7.9	18.4							54
55 Hyperplasia of prostate (610)	2	2		1.5	2.6	0							55
56 Complications of pregnancy, childbirth and the puerperium (640-652, 670-689)	1		1	0.7	0	1.7							56
57 Congenital malformations (750-759)	21	16	5	15.5	21.2	8.4							57
58 Birth injuries, postnatal asphyxia and atelectasis (760-762)	19	7	12	14.1	9.3	20.1							58
59 Infection of the newborn (763-768)	1		1	0.7	0	1.7							59
60 Other diseases peculiar to early infancy, and immaturity unqualified (769-776)	20	9	11	14.8	11.9	18.4							60
61 Senility, without mention of psychosis (794)	5	4	1	3.7	5.3	1.7							61
62 Ill-defined and unknown causes (780-793, 795)	4	2	2	3.0	2.6	3.4							62
63 Motor vehicle accidents (E810-E835)	51	27	24	37.7	35.8	40.2							63
64 All other accidents (E800-E802, E840-E962)	39	22	17	28.8	29.1	28.5							64
65 Suicide (E963, E970-E979)	12	11	1	8.9	14.6	1.7							65
66 Homicide (E964, E980-E985)	24	6	18	17.8	7.9	30.2							66
67 All other diseases (residual)	160	78	82	118.3	103.3	137.4							67

<sup>1/</sup> Includes live births to residents of Florence Crittenton Home.



TABLE XIV-B VITAL STATISTICS, BY CITY, BY RACE, GEORGIA, 1967 99  
 POPULATION 10,000- 74,999

ITEM	ALBANY						AMERICUS						
	Number			Rate or Ratio *			Number			Rate or Ratio *			
	Total	White	Non-White	Total	White	Non-White	Total	White	Non-White	Total	White	Non-White	
1 Estimated population as of July 1	64,700	42,900	21,800				15,100	7,500	7,600				1
<b>LIVE BIRTHS</b>													
2 Total	1,545	834	711	23.9	19.4	32.6	333	168	165	22.1	22.4	21.7	2
3 Delivered in hospital	1,491	833	658	96.5%	99.9%	92.5%	262	168	94	78.7%	100.0%	57.0%	3
4 Delivered in home by physician	49	1	48	3.2%	0.1%	6.8%	1	—	1	0.3%	0%	0.6%	4
5 Delivered in home by midwife	5	—	5	0.3%	0%	0.7%	70	—	70	21.0%	0%	42.4%	5
6 Other deliveries	—	—	—	0%	0%	0%	—	—	—	0%	0%	0%	6
7 Immature births	135	43	92	87.4	51.6	129.4	33	13	20	99.1	77.4	121.2	7
8 Live births to unwed mothers	235	27	208	152.1	32.4	292.5	52	3	49	156.2	17.9	297.0	8
<b>FETAL DEATHS</b>													
9 Total	67	22	45	43.4	26.4	63.3	14	7	7	42.0	41.7	42.4	9
10 Under 20 weeks gestation	30	8	22	19.4	9.6	30.9	5	3	2	15.0	17.9	12.1	10
11 20-27 weeks gestation	10	3	7	6.5	3.6	9.8	2	—	2	6.0	0	12.1	11
12 28 weeks and more	21	8	13	13.6	9.6	18.3	3	1	2	9.0	6.0	12.1	12
13 Unknown length of gestation	6	3	3	3.9	3.6	4.2	4	3	1	12.0	17.9	6.1	13
<b>DEATHS</b>													
14 Total, all ages	474	229	245	732.6	533.8	123.9	167	82	85	106.0	1093.3	118.4	14
15 Under 1 year	24	7	17	15.5	8.4	23.9	9	5	4	27.0	29.8	24.2	15
16 Under 28 days	12	6	6	7.8	7.2	8.4	5	4	1	15.0	23.8	6.1	16
17 Deaths from immaturity	1	1	—	0.6	1.2	0	—	—	—	0	0	0	17
18 1-4 years **	5	3	2	—	—	—	5	—	5	—	—	—	18
19 Maternal deaths	1	—	1	6.5	0	14.1	—	—	—	0	0	0	19
<b>CAUSE OF DEATH</b>													
20 Tuberculosis, all forms (001-019)	1	—	1	1.5	0	4.6	1	—	1	6.6	0	13.2	20
21 Syphilis and its sequelae (020-029)	1	1	—	1.5	2.3	0	—	—	—	0	0	0	21
22 Typhoid fever (040)	—	—	—	0	0	0	—	—	—	0	0	0	22
23 Dysentery, all forms (045-048)	—	—	—	0	0	0	—	—	—	0	0	0	23
24 Scarlet fever (050)	—	—	—	0	0	0	—	—	—	0	0	0	24
25 Streptococcal sore throat (051)	—	—	—	0	0	0	—	—	—	0	0	0	25
26 Diphtheria (055)	—	—	—	0	0	0	—	—	—	0	0	0	26
27 Whooping cough (056)	—	—	—	0	0	0	—	—	—	0	0	0	27
28 Meningococcal infections (057)	—	—	—	0	0	0	—	—	—	0	0	0	28
29 Acute poliomyelitis (080)	—	—	—	0	0	0	—	—	—	0	0	0	29
30 Acute infectious encephalitis (082)	—	—	—	0	0	0	—	—	—	0	0	0	30
31 Smallpox (084)	—	—	—	0	0	0	—	—	—	0	0	0	31
32 Measles (085)	—	—	—	0	0	0	—	—	—	0	0	0	32
33 Typhus and other rickettsial diseases (100-103, 105-108)	—	—	—	0	0	0	—	—	—	0	0	0	33
34 Rocky Mountain spotted fever (104)	—	—	—	0	0	0	—	—	—	0	0	0	34
35 Malaria (110-117)	—	—	—	0	0	0	—	—	—	0	0	0	35
36 All other diseases classified as infective and parasitic (030-039, 041-044, 049, 052-054, 059-074, 081, 083, 086-096, 120-138)	—	—	—	0	0	0	—	—	—	0	0	0	36
37 Malignant neoplasms, including neoplasms of lymphatic and haematopoietic tissues (140-205)	64	35	29	98.9	81.6	133.0	20	8	12	132.5	106.7	157.9	37
38 Benign and unspecified neoplasms (210-239)	1	1	—	1.5	2.3	0	1	—	1	6.6	0	13.2	38
39 Diabetes mellitus (260)	7	5	2	10.8	11.7	9.2	1	1	—	6.6	13.3	0	39
40 Pellagra (281)	—	—	—	0	0	0	—	—	—	0	0	0	40
41 Anemias (290-293)	5	1	4	7.7	2.3	18.3	—	—	—	0	0	0	41
42 Vascular lesions affecting central nervous system (330-334)	81	30	51	125.2	69.9	233.9	26	5	21	172.2	66.7	276.3	42
43 Nonmeningococcal meningitis (340)	—	—	—	0	0	0	1	—	1	6.6	0	13.2	43
44 Rheumatic fever (400-402)	—	—	—	0	0	0	—	—	—	0	0	0	44
45 Heart diseases (410-443)	148	86	62	228.7	200.5	284.4	55	34	21	364.2	453.3	276.3	45
46 Hypertension without mention of heart (444-447)	7	1	6	10.8	2.3	27.5	4	—	4	26.5	0	52.6	46
47 Influenza and pneumonia (480-483, 490-493)	21	7	14	32.5	16.3	64.2	4	1	3	26.5	13.3	39.5	47
48 Bronchitis (500-502)	1	—	1	1.5	0	4.6	2	1	1	13.2	13.3	13.2	48
49 Ulcer of stomach and duodenum (540, 541)	2	1	1	3.1	2.3	4.6	3	1	2	19.9	13.3	26.3	49
50 Appendicitis (550-553)	1	—	1	1.5	0	4.6	—	—	—	0	0	0	50
51 Intestinal obstruction and hernia (560, 561, 570)	3	2	1	4.6	4.7	4.6	3	3	—	19.9	40.0	0	51
52 Gastritis, duodenitis, enteritis and colitis (except diarrhea of the newborn) (543, 571, 572)	2	—	2	3.1	0	9.2	1	—	1	6.6	0	13.2	52
53 Cirrhosis of liver (581)	4	3	1	6.2	7.0	4.6	1	1	—	6.6	13.3	0	53
54 Nephritis and nephrosis (590-594)	16	2	14	24.7	4.7	64.2	—	—	—	0	0	0	54
55 Hyperplasia of prostate (610)	2	2	—	3.1	4.7	0	—	—	—	0	0	0	55
56 Complications of pregnancy, childbirth and the puerperium (640-652, 670-689)	1	—	1	1.5	0	4.6	—	—	—	0	0	0	56
57 Congenital malformations (750-759)	4	3	1	6.2	7.0	4.6	1	—	1	6.6	0	13.2	57
58 Birth injuries, postnatal asphyxia and atelectasis (760-762)	4	2	2	6.2	4.7	9.2	2	2	—	13.2	26.7	0	58
59 Infection of the newborn (763-768)	2	1	1	3.1	2.3	4.6	—	—	—	6.6	0	13.2	59
60 Other diseases peculiar to early infancy, and immaturity unqualified (769-776)	5	3	2	7.7	7.0	9.2	1	1	—	6.6	13.3	0	60
61 Senility, without mention of psychosis (794)	—	—	—	0	0	0	—	—	—	0	0	0	61
62 Ill-defined and unknown causes (780-793, 795)	5	2	3	7.7	4.7	13.8	7	1	6	46.4	13.3	78.9	62
63 Motor vehicle accidents (E810-E835)	10	8	2	15.5	18.6	9.2	4	3	1	26.5	40.0	13.2	63
64 All other accidents (E800-E802, E840-E922)	10	4	6	15.5	9.3	27.5	6	4	2	39.7	53.3	26.3	64
65 Suicide (E963, E970-E979)	6	6	—	9.3	14.0	0	5	5	—	33.1	66.7	0	65
66 Homicide (E964, E980-E985)	13	1	12	20.1	2.3	55.0	2	—	2	13.2	0	26.3	66
67 All other diseases (residual)	47	22	25	72.6	51.3	114.7	15	11	4	99.3	146.7	52.6	67

100 TABLE XIVB VITAL STATISTICS, BY CITY, BY RACE, GEORGIA, 1967  
POPULATION 10,000- 74,999

ITEM	ATHENS						BAINBRIDGE						
	Number			Rate or Ratio *			Number			Rate or Ratio *			
	Total	White	Non-White	Total	White	Non-White	Total	White	Non-White	Total	White	Non-White	
1 Estimated population as of July 1	43,100	31,800	11,300				11,100	6,100	5,000				1
<b>LIVE BIRTHS</b>													
2 Total	852	607	245	19.8	19.1	21.7	202	105	97	18.2	17.2	19.4	2
3 Delivered in hospital	850	606	244	99.8%	99.8%	99.6%	173	104	69	85.6%	99.0%	71.1%	3
4 Delivered in home by physician	2	1	1	0.2%	0.2%	0.4%	2	-	2	1.0%	0%	2.1%	4
5 Delivered in home by midwife	-	-	-	0%	0%	0%	27	1	26	13.4%	1.0%	26.8%	5
6 Other deliveries	-	-	-	0%	0%	0%	-	-	-	0%	0%	0%	6
7 Immature births	91	48	43	106.8	79.1	175.5	19	6	13	94.1	57.1	134.0	7
8 Live births to unwed mothers	77	17	60	90.4	28.0	244.9	24	2	22	118.8	19.0	226.8	8
<b>FETAL DEATHS</b>													
9 Total	24	13	11	28.2	21.4	44.9	2	1	1	9.9	9.5	10.3	9
10 Under 20 weeks gestation	1	1	-	1.2	1.6	0	-	-	-	0	0	0	10
11 20-27 weeks gestation	8	2	6	9.4	3.3	24.5	1	1	-	5.0	9.5	0	11
12 28 weeks and more	13	9	4	15.3	14.8	16.3	1	-	1	5.0	0	10.3	12
13 Unknown length of gestation	2	1	1	2.3	1.6	4.1	-	-	-	0	0	0	13
<b>DEATHS</b>													
14 Total, all ages	320	199	121	742.5	625.8	1070.8	128	68	60	153.2	114.8	200.0	14
15 Under 1 year	17	9	8	20.0	14.8	32.7	7	2	5	34.7	19.0	51.5	15
16 Under 28 days	12	8	4	14.1	13.2	16.3	6	2	4	29.7	19.0	41.2	16
17 Deaths from immaturity	5	5	-	5.9	8.2	0	2	1	1	9.9	9.5	10.3	17
18 1-4 years **	-	-	-	-	-	-	3	1	2	-	-	-	18
19 Maternal deaths	-	-	-	0	0	0	1	-	1	49.5	0	103.1	19
<b>CAUSE OF DEATH</b>													
20 Tuberculosis, all forms (001-019)	3	2	1	7.0	6.3	8.8	-	-	-	0	0	0	20
21 Syphilis and its sequelae (020-029)	-	-	-	0	0	0	1	-	1	9.0	0	20.0	21
22 Typhoid fever (040)	-	-	-	0	0	0	-	-	-	0	0	0	22
23 Dysentery, all forms (045-048)	-	-	-	0	0	0	-	-	-	0	0	0	23
24 Scarlet fever (050)	-	-	-	0	0	0	-	-	-	0	0	0	24
25 Streptococcal sore throat (051)	-	-	-	0	0	0	-	-	-	0	0	0	25
26 Diphtheria (055)	-	-	-	0	0	0	-	-	-	0	0	0	26
27 Whooping cough (056)	-	-	-	0	0	0	-	-	-	0	0	0	27
28 Meningococcal infections (057)	-	-	-	0	0	0	-	-	-	0	0	0	28
29 Acute poliomyelitis (080)	-	-	-	0	0	0	-	-	-	0	0	0	29
30 Acute infectious encephalitis (082)	-	-	-	0	0	0	-	-	-	0	0	0	30
31 Smallpox (084)	-	-	-	0	0	0	-	-	-	0	0	0	31
32 Measles (085)	-	-	-	0	0	0	-	-	-	0	0	0	32
33 Typhus and other rickettsial diseases (100-103, 105-108)	-	-	-	0	0	0	-	-	-	0	0	0	33
34 Rocky Mountain spotted fever (104)	-	-	-	0	0	0	-	-	-	0	0	0	34
35 Malaria (110-117)	-	-	-	0	0	0	-	-	-	0	0	0	35
36 All other diseases classified as infective and parasitic (030-039, 041-044, 049, 052-054, 059-074, 081, 083, 086-096, 120-138)	2	1	1	4.6	3.1	8.8	1	-	1	9.0	0	20.0	36
37 Malignant neoplasms, including neoplasms of lymphatic and haematopoietic tissues (140-205)	42	30	12	97.4	94.3	106.2	22	13	9	198.2	213.1	180.0	37
38 Benign and unspecified neoplasms (210-239)	1	-	1	2.3	0	8.8	-	-	-	0	0	0	38
39 Diabetes mellitus (260)	5	4	1	11.6	12.6	8.8	3	-	3	27.0	0	60.0	39
40 Pellagra (281)	-	-	-	0	0	0	-	-	-	0	0	0	40
41 Anemias (290-293)	2	1	1	4.6	3.1	8.8	-	-	-	0	0	0	41
42 Vascular lesions affecting central nervous system (330-334)	42	32	10	97.4	100.6	88.5	16	6	10	144.1	98.4	200.0	42
43 Nonmeningococcal meningitis (340)	-	-	-	0	0	0	-	-	-	0	0	0	43
44 Rheumatic fever (400-402)	-	-	-	0	0	0	-	-	-	0	0	0	44
45 Heart diseases (410-443)	124	72	52	287.7	226.4	460.2	44	27	17	396.4	442.6	340.0	45
46 Hypertension without mention of heart (444-447)	-	-	-	0	0	0	2	-	2	18.0	0	40.0	46
47 Influenza and pneumonia (480-483, 490-493)	14	8	6	32.5	25.2	53.1	5	2	3	45.0	32.8	60.0	47
48 Bronchitis (500-502)	-	-	-	0	0	0	1	1	-	9.0	16.4	0	48
49 Ulcer of stomach and duodenum (540, 541)	2	2	-	4.6	6.3	0	-	-	-	0	0	0	49
50 Appendicitis (550-553)	1	-	1	2.3	0	8.8	-	-	-	0	0	0	50
51 Intestinal obstruction and hernia (560, 561, 570)	1	-	1	2.3	0	8.8	3	-	3	27.0	0	60.0	51
52 Gastritis, duodenitis, enteritis and colitis (except diarrhea of the newborn) (543, 571, 572)	1	-	1	2.3	0	8.8	-	-	-	0	0	0	52
53 Cirrhosis of liver (581)	7	2	5	16.2	6.3	44.2	-	-	-	0	0	0	53
54 Nephritis and nephrosis (590-594)	6	4	2	13.9	12.6	17.7	2	1	1	18.0	16.4	20.0	54
55 Hyperplasia of prostate (610)	3	1	2	7.0	3.1	17.7	-	-	-	0	0	0	55
56 Complications of pregnancy, childbirth and the puerperium (640-652, 670-689)	-	-	-	0	0	0	1	-	1	9.0	0	20.0	56
57 Congenital malformations (750-759)	2	1	1	4.6	3.1	8.8	-	-	-	0	0	0	57
58 Birth injuries, postnatal asphyxia and atelectasis (760-762)	2	-	2	4.6	0	17.7	2	1	1	18.0	16.4	20.0	58
59 Infection of the newborn (763-768)	1	-	1	2.3	0	8.8	1	-	1	9.0	0	20.0	59
60 Other diseases peculiar to early infancy, and immaturity unqualified (769-776)	7	7	-	16.2	22.0	0	3	1	2	27.0	16.4	40.0	60
61 Senility, without mention of psychosis (794)	-	-	-	0	0	0	-	-	-	0	0	0	61
62 Ill-defined and unknown causes (780-793, 795)	2	-	2	4.6	0	17.7	-	-	-	0	0	0	62
63 Motor vehicle accidents (E810-E835)	11	8	3	25.5	25.2	26.5	5	4	1	45.0	65.6	20.0	63
64 All other accidents (E800-E802, E840-E962)	4	2	2	9.3	6.3	17.7	7	5	2	63.1	82.0	40.0	64
65 Suicide (E963, E970-E979)	2	2	-	4.6	6.3	0	-	-	-	0	0	0	65
66 Homicide (E984, E980-E985)	3	-	3	7.0	0	26.5	-	-	-	0	0	0	66
67 All other diseases (residual)	30	20	10	69.6	62.9	88.5	9	7	2	81.1	114.8	40.0	67

TABLE XIVB VITAL STATISTICS, BY CITY BY RACE, GEORGIA, 1967  
 POPULATION 10,000- 74,999

ITEM	BRUNSWICK						CARROLLTON						
	Number			Rate or Ratio *			Number			Rate or Ratio *			
	Total	White	Non-White	Total	White	Non-White	Total	White	Non-White	Total	White	Non-White	
1 Estimated population as of July 1	25,100	15,700	9,400				12,300	9,500	2,800				1
<b>LIVE BIRTHS</b>													
2 Total	426	239	187	17.0	15.2	19.9	220	155	65	17.9	16.3	23.2	2
3 Delivered in hospital	387	236	151	90.8%	98.7%	80.7%	215	155	60	97.7%	100.0%	92.3%	3
4 Delivered in home by physician	4	1	3	0.9%	0.4%	1.6%	-	-	-	0%	0%	0%	4
5 Delivered in home by midwife	34	2	32	8.0%	0.8%	17.1%	5	-	5	2.3%	0%	7.7%	5
6 Other deliveries	1	-	1	0.2%	0%	0.5%	-	-	-	0%	0%	0%	6
7 Immature births	43	19	24	100.9	79.5	128.3	22	15	7	100.0	96.8	107.7	7
8 Live births to unwed mothers	60	9	51	140.8	37.7	272.7	15	-	15	68.2	0	230.8	8
<b>FETAL DEATHS</b>													
9 Total	11	5	6	25.8	20.9	32.1	13	9	4	59.1	58.1	61.5	9
10 Under 20 weeks gestation	4	1	3	9.4	4.2	16.0	9	6	3	40.9	38.7	46.2	10
11 20-27 weeks gestation	3	2	1	7.0	8.4	5.3	2	2	-	9.1	12.9	0	11
12 28 weeks and more	4	2	2	9.4	8.4	10.7	1	1	-	4.5	6.5	0	12
13 Unknown length of gestation	-	-	-	0	0	0	1	-	1	4.5	0	15.4	13
<b>DEATHS</b>													
14 Total, all ages	202	115	87	804.8	732.5	925.5	105	76	29	853.7	800.0	1035.7	14
15 Under 1 year	8	3	5	18.8	12.6	26.7	3	2	1	13.6	12.9	15.4	15
16 Under 28 days	4	2	2	9.4	8.4	10.7	2	2	-	9.1	12.9	0	16
17 Deaths from immaturity	1	-	1	0	0	0	1	1	-	4.5	6.5	0	17
18 1-4 years **	2	2	-	-	-	-	1	1	-	-	-	-	18
19 Maternal deaths	-	-	-	0	0	0	-	-	-	0	0	0	19
<b>CAUSE OF DEATH</b>													
20 Tuberculosis, all forms (001-019)	-	-	-	0	0	0	-	-	-	0	0	0	20
21 Syphilis and its sequelae (020-029)	1	-	1	4.0	0	10.6	-	-	-	0	0	0	21
22 Typhoid fever (040)	-	-	-	0	0	0	-	-	-	0	0	0	22
23 Dysentery, all forms (045-048)	-	-	-	0	0	0	-	-	-	0	0	0	23
24 Scarlet fever (050)	-	-	-	0	0	0	-	-	-	0	0	0	24
25 Streptococcal sore throat (051)	-	-	-	0	0	0	-	-	-	0	0	0	25
26 Diphtheria (055)	-	-	-	0	0	0	-	-	-	0	0	0	26
27 Whooping cough (056)	-	-	-	0	0	0	-	-	-	0	0	0	27
28 Meningococcal infections (057)	-	-	-	0	0	0	-	-	-	0	0	0	28
29 Acute poliomyelitis (080)	-	-	-	0	0	0	-	-	-	0	0	0	29
30 Acute infectious encephalitis (082)	-	-	-	0	0	0	-	-	-	0	0	0	30
31 Smallpox (084)	-	-	-	0	0	0	-	-	-	0	0	0	31
32 Measles (085)	-	-	-	0	0	0	-	-	-	0	0	0	32
33 Typhus and other rickettsial diseases (100-103, 105-108)	-	-	-	0	0	0	-	-	-	0	0	0	33
34 Rocky Mountain spotted fever (104)	-	-	-	0	0	0	-	-	-	0	0	0	34
35 Malaria (110-117)	-	-	-	0	0	0	-	-	-	0	0	0	35
36 All other diseases classified as infective and parasitic (030-039, 041-044, 049, 052-054, 059-074, 081, 083, 086-096, 120-138)	-	-	-	0	0	0	-	-	-	0	0	0	36
37 Malignant neoplasms, including neoplasms of lymphatic and haematopoietic tissues (140-205)	31	15	16	123.5	95.5	170.2	15	12	3	122.0	126.3	107.1	37
38 Benign and unspecified neoplasms (210-239)	-	-	-	0	0	0	-	-	-	0	0	0	38
39 Diabetes mellitus (260)	4	1	3	15.9	6.4	31.9	-	-	-	0	0	0	39
40 Pellagra (281)	-	-	-	0	0	0	-	-	-	0	0	0	40
41 Anemias (290-293)	-	-	-	0	0	0	-	-	-	0	0	0	41
42 Vascular lesions affecting central nervous system (330-334)	25	14	11	99.6	89.2	117.0	16	9	7	130.1	94.7	250.0	42
43 Nonmeningococcal meningitis (340)	-	-	-	0	0	0	-	-	-	0	0	0	43
44 Rheumatic fever (400-402)	-	-	-	0	0	0	-	-	-	0	0	0	44
45 Heart diseases (410-443)	66	36	30	262.9	229.3	319.1	34	26	8	276.4	273.7	285.7	45
46 Hypertension without mention of heart (444-447)	4	2	2	15.9	12.7	21.3	1	1	-	8.1	10.5	0	46
47 Influenza and pneumonia (480-483, 490-493)	5	3	2	19.9	19.1	21.3	5	3	2	40.7	31.6	71.4	47
48 Bronchitis (500-502)	3	2	1	12.0	12.7	10.6	-	-	-	0	0	0	48
49 Ulcer of stomach and duodenum (540, 541)	2	1	1	8.0	6.4	10.6	2	2	-	16.3	21.1	0	49
50 Appendicitis (550-553)	-	-	-	0	0	0	-	-	-	0	0	0	50
51 Intestinal obstruction and hernia (560, 561, 570)	-	-	-	0	0	0	-	-	-	0	0	0	51
52 Gastritis, duodenitis, enteritis and colitis (except diarrhea of the newborn) (543, 571, 572)	1	-	1	4.0	0	10.6	3	2	1	24.4	21.1	35.7	52
53 Cirrhosis of liver (581)	2	2	-	8.0	12.7	0	1	1	-	8.1	10.5	0	53
54 Nephritis and nephrosis (590-594)	2	1	1	8.0	6.4	10.6	-	-	-	0	0	0	54
55 Hyperplasia of prostate (610)	1	-	1	4.0	0	10.6	-	-	-	0	0	0	55
56 Complications of pregnancy, childbirth and the puerperium (640-652, 670-687)	-	-	-	0	0	0	-	-	-	0	0	0	56
57 Congenital malformations (750-759)	3	2	1	12.0	12.7	10.6	-	-	-	0	0	0	57
58 Birth injuries, postnatal asphyxia and atelectasis (760-762)	2	2	-	8.0	12.7	0	1	1	-	8.1	10.5	0	58
59 Infection of the newborn (763-768)	-	-	-	0	0	0	-	-	-	0	0	0	59
60 Other diseases peculiar to early infancy, and immaturity unqualified (769-776)	3	-	3	12.0	0	31.9	1	1	-	8.1	10.5	0	60
61 Senility, without mention of psychosis (794)	1	1	-	4.0	6.4	0	2	2	-	16.3	21.1	0	61
62 Ill-defined and unknown causes (780-793, 795)	5	4	1	19.9	25.5	10.6	-	-	-	0	0	0	62
63 Motor vehicle accidents (E810-E835)	4	3	1	15.9	19.1	10.6	4	4	-	32.5	42.1	0	63
64 All other accidents (E800-E802, E840-E862)	11	8	3	43.8	51.0	31.9	4	1	3	32.5	10.5	107.1	64
65 Suicide (E963, E970-E979)	5	5	-	19.9	31.8	0	1	1	-	8.1	10.5	0	65
66 Homicide (E964, E980-E985)	3	1	2	12.0	6.4	21.3	1	-	1	8.1	0	35.7	66
67 All other diseases (residual)	18	12	6	71.7	76.4	63.8	14	10	4	113.8	105.3	142.9	67

102 TABLE XIV-B VITAL STATISTICS, BY CITY, BY RACE, GEORGIA, 1967  
POPULATION 10,000- 74,999

ITEM	CARTERSVILLE						CHAMBLEE						
	Number			Rate or Ratio *			Number			Rate or Ratio *			
	Total	White	Non-White	Total	White	Non-White	Total	White	Non-White	Total	White	Non-White	
1 Estimated population as of July 1	10,100	7,800	2,300				11,100	11,100	0				1
<b>LIVE BIRTHS</b>													
2 Total	193	137	56	19.1	17.6	24.3	259	258	1	23.3	23.2	...	2
3 Delivered in hospital	193	137	56	100.0%	100.0%	100.0%	259	258	1	100.0%	100.0%	100.0%	3
4 Delivered in home by physician	-	-	-	0%	0%	0%	-	-	-	0%	0%	0%	4
5 Delivered in home by midwife	-	-	-	0%	0%	0%	-	-	-	0%	0%	0%	5
6 Other deliveries	-	-	-	0%	0%	0%	-	-	-	0%	0%	0%	6
7 Immature births	17	7	10	88.1	51.1	178.6	17	17	-	65.6	65.9	0	7
8 Live births to unwed mothers	19	3	16	98.4	21.9	285.7	4	4	-	15.4	15.5	0	8
<b>FETAL DEATHS</b>													
9 Total	5	5	-	25.9	36.5	0	4	4	-	15.4	15.5	0	9
10 Under 20 weeks gestation	1	1	-	5.2	7.3	0	2	2	-	7.7	7.8	0	10
11 20-27 weeks gestation	3	3	-	15.5	21.9	0	2	2	-	7.7	7.8	0	11
12 28 weeks and more	1	1	-	5.2	7.3	0	-	-	-	0	0	0	12
13 Unknown length of gestation	-	-	-	0	0	0	-	-	-	0	0	0	13
<b>DEATHS</b>													
14 Total, all ages	116	75	41	148.5	961.5	1782.6	39	39	-	351.4	351.4	...	14
15 Under 1 year	6	2	4	31.1	14.6	71.4	7	7	-	27.0	27.1	0	15
16 Under 28 days	2	-	2	10.4	0	35.7	5	5	-	19.3	19.4	0	16
17 Deaths from immaturity	-	-	-	0	0	0	-	-	-	0	0	0	17
18 1-4 years **	-	-	-	0	0	0	-	-	-	0	0	0	18
19 Maternal deaths	-	-	-	0	0	0	-	-	-	0	0	0	19
<b>CAUSE OF DEATH</b>													
20 Tuberculosis, all forms (001-019)	-	-	-	0	0	0	-	-	-	0	0	...	20
21 Syphilis and its sequelae (020-029)	1	-	1	9.9	0	43.5	-	-	-	0	0	...	21
22 Typhoid fever (040)	-	-	-	0	0	0	-	-	-	0	0	...	22
23 Dysentery, all forms (045-048)	-	-	-	0	0	0	-	-	-	0	0	...	23
24 Scarlet fever (050)	-	-	-	0	0	0	-	-	-	0	0	...	24
25 Streptococcal sore throat (051)	-	-	-	0	0	0	-	-	-	0	0	...	25
26 Diphtheria (055)	-	-	-	0	0	0	-	-	-	0	0	...	26
27 Whooping cough (056)	-	-	-	0	0	0	-	-	-	0	0	...	27
28 Meningococcal infections (057)	-	-	-	0	0	0	-	-	-	0	0	...	28
29 Acute poliomyelitis (080)	-	-	-	0	0	0	-	-	-	0	0	...	29
30 Acute infectious encephalitis (082)	-	-	-	0	0	0	-	-	-	0	0	...	30
31 Smallpox (084)	-	-	-	0	0	0	-	-	-	0	0	...	31
32 Measles (085)	-	-	-	0	0	0	-	-	-	0	0	...	32
33 Typhus and other rickettsial diseases (100-103, 105-108)	-	-	-	0	0	0	-	-	-	0	0	...	33
34 Rocky Mountain spotted fever (104)	-	-	-	0	0	0	-	-	-	0	0	...	34
35 Malaria (110-117)	-	-	-	0	0	0	-	-	-	0	0	...	35
36 All other diseases classified as infective and parasitic (030-039, 041-044, 049, 052-054, 059-074, 081, 083, 086-096, 120-138)	-	-	-	0	0	0	-	-	-	0	0	...	36
37 Malignant neoplasms, including neoplasms of lymphatic and haematopoietic tissues (140-205)	16	12	4	158.4	153.8	173.9	4	4	-	36.0	36.0	...	37
38 Benign and unspecified neoplasms (210-239)	-	-	-	0	0	0	-	-	-	0	0	...	38
39 Diabetes mellitus (260)	2	2	-	19.8	25.6	0	-	-	-	0	0	...	39
40 Pellagra (281)	-	-	-	0	0	0	-	-	-	0	0	...	40
41 Anemias (290-293)	-	-	-	0	0	0	-	-	-	0	0	...	41
42 Vascular lesions affecting central nervous system (330-334)	24	14	10	237.6	179.5	434.8	5	5	-	45.0	45.0	...	42
43 Nonmeningococcal meningitis (340)	-	-	-	0	0	0	-	-	-	0	0	...	43
44 Rheumatic fever (400-402)	-	-	-	0	0	0	-	-	-	0	0	...	44
45 Heart diseases (410-443)	43	33	10	425.7	423.1	434.8	13	13	-	117.1	117.1	...	45
46 Hypertension without mention of heart (444-447)	1	1	-	9.9	12.8	0	-	-	-	0	0	...	46
47 Influenza and pneumonia (480-483, 490-493)	-	-	-	0	0	0	1	1	-	9.0	9.0	...	47
48 Bronchitis (500-502)	-	-	-	0	0	0	-	-	-	0	0	...	48
49 Ulcer of stomach and duodenum (540, 541)	1	1	-	9.9	12.8	0	-	-	-	0	0	...	49
50 Appendicitis (550-553)	-	-	-	0	0	0	-	-	-	0	0	...	50
51 Intestinal obstruction and hernia (560, 561, 570)	-	-	-	0	0	0	-	-	-	0	0	...	51
52 Gastritis, duodenitis, enteritis and colitis (except diarrhea of the newborn) (543, 571, 572)	-	-	-	0	0	0	-	-	-	0	0	...	52
53 Cirrhosis of liver (581)	4	1	3	39.6	12.8	130.4	-	-	-	0	0	...	53
54 Nephritis and nephrosis (590-594)	2	-	2	19.8	0	87.0	-	-	-	0	0	...	54
55 Hyperplasia of prostate (610)	-	-	-	0	0	0	-	-	-	0	0	...	55
56 Complications of pregnancy, childbirth and the puerperium (640-652, 670-689)	-	-	-	0	0	0	-	-	-	0	0	...	56
57 Congenital malformations (750-759)	2	1	1	19.8	12.8	43.5	1	1	-	9.0	9.0	...	57
58 Birth injuries, postnatal asphyxia and atelectasis (760-762)	2	1	1	19.8	12.8	43.5	1	1	-	9.0	9.0	...	58
59 Infection of the newborn (763-768)	-	-	-	0	0	0	-	-	-	0	0	...	59
60 Other diseases peculiar to early infancy, and immaturity unqualified (769-776)	-	-	-	0	0	0	3	3	-	27.0	27.0	...	60
61 Senility, without mention of psychosis (794)	-	-	-	0	0	0	-	-	-	0	0	...	61
62 Ill-defined and unknown causes (780-793, 795)	1	-	1	9.9	0	43.5	-	-	-	0	0	...	62
63 Motor vehicle accidents (E810-E835)	1	1	-	9.9	12.8	0	3	3	-	27.0	27.0	...	63
64 All other accidents (E800-E802, E840-E962)	3	2	1	29.7	25.6	43.5	4	4	-	36.0	36.0	...	64
65 Suicide (E963, E970-E979)	-	-	-	0	0	0	-	-	-	0	0	...	65
66 Homicide (E964, E980-E985)	4	1	3	39.6	12.8	130.4	-	-	-	0	0	...	66
67 All other diseases (residual)	9	5	4	89.1	64.1	173.9	4	4	-	36.0	36.0	...	67

TABLE XIV-B VITAL STATISTICS, BY CITY, BY RACE, GEORGIA, 1967  
POPULATION 10,000-74,999

ITEM	COLLEGE PARK						CORDELE						
	Number			Rate or Ratio *			Number			Rate or Ratio *			
	Total	White	Non-White	Total	White	Non-White	Total	White	Non-White	Total	White	Non-White	
1 Estimated population as of July 1	24,600	20,000	4,600				11,800	5,800	6,000				1
<b>LIVE BIRTHS</b>													
2 Total	430	364	66	17.5	18.2	14.3	258	96	162	21.9	16.6	27.0	2
3 Delivered in hospital	428	364	64	99.5%	100.0%	97.0%	151	96	55	58.5%	100.0%	34.0%	3
4 Delivered in home by physician	2	—	2	0.5%	0%	3.0%	5	—	5	1.9%	0%	3.1%	4
5 Delivered in home by midwife	—	—	—	0%	0%	0%	102	—	102	39.5%	0%	63.0%	5
6 Other deliveries	—	—	—	0%	0%	0%	—	—	—	0%	0%	0%	6
7 Immature births	32	21	11	74.4	57.7	166.7	20	6	14	77.5	62.5	86.4	7
8 Live births to unwed mothers	35	17	18	81.4	46.7	272.7	72	5	67	279.1	52.1	413.6	8
<b>FETAL DEATHS</b>													
9 Total	10	8	2	23.3	22.0	30.3	8	—	8	31.0	0	49.4	9
10 Under 20 weeks gestation	6	5	1	14.0	13.7	15.2	4	—	4	15.5	0	24.7	10
11 20-27 weeks gestation	1	1	—	2.3	2.7	0	—	—	—	0	0	0	11
12 28 weeks and more	3	2	1	7.0	5.5	15.2	4	—	4	15.5	0	24.7	12
13 Unknown length of gestation	—	—	—	0	0	0	—	—	—	0	0	0	13
<b>DEATHS</b>													
14 Total, all ages	167	125	42	678.9	625.0	913.0	166	83	83	1406.8	1431.0	1383.3	14
15 Under 1 year	6	4	2	14.0	11.0	30.3	5	3	2	19.4	31.3	12.3	15
16 Under 28 days	6	4	2	14.0	11.0	30.3	3	2	1	11.6	20.8	6.2	16
17 Deaths from immaturity	3	1	2	7.0	2.7	30.3	—	—	—	0	0	0	17
18 1-4 years * *	3	2	1	—	—	—	3	—	3	—	—	—	18
19 Maternal deaths	—	—	—	0	0	0	—	—	—	0	0	0	19
<b>CAUSE OF DEATH</b>													
20 Tuberculosis, all forms (001-019)	2	1	1	8.1	5.0	21.7	2	—	2	16.9	0	33.3	20
21 Syphilis and its sequelae (020-029)	—	—	—	0	0	0	—	—	—	0	0	0	21
22 Typhoid fever (040)	—	—	—	0	0	0	—	—	—	0	0	0	22
23 Dysentery, all forms (045-048)	—	—	—	0	0	0	—	—	—	0	0	0	23
24 Scarlet fever (050)	—	—	—	0	0	0	—	—	—	0	0	0	24
25 Streptococcal sore throat (051)	—	—	—	0	0	0	—	—	—	0	0	0	25
26 Diphtheria (055)	—	—	—	0	0	0	—	—	—	0	0	0	26
27 Whooping cough (056)	—	—	—	0	0	0	—	—	—	0	0	0	27
28 Meningococcal infections (057)	—	—	—	0	0	0	—	—	—	0	0	0	28
29 Acute poliomyelitis (080)	—	—	—	0	0	0	—	—	—	0	0	0	29
30 Acute infectious encephalitis (082)	—	—	—	0	0	0	—	—	—	0	0	0	30
31 Smallpox (084)	—	—	—	0	0	0	—	—	—	0	0	0	31
32 Measles (085)	—	—	—	0	0	0	—	—	—	0	0	0	32
33 Typhus and other rickettsial diseases (100-103, 105-108)	—	—	—	0	0	0	—	—	—	0	0	0	33
34 Rocky Mountain spotted fever (104)	—	—	—	0	0	0	—	—	—	0	0	0	34
35 Malaria (110-117)	—	—	—	0	0	0	—	—	—	0	0	0	35
36 All other diseases classified as infective and parasitic (030-039, 041-044, 049, 052-054, 059-074, 081, 083, 086-096, 120-138)	1	—	1	4.1	0	21.7	—	—	—	0	0	0	36
37 Malignant neoplasms, including neoplasms of lymphatic and haematopoietic tissues (140-205)	33	29	4	134.1	145.0	87.0	22	12	10	186.4	206.9	166.7	37
38 Benign and unspecified neoplasms (210-239)	—	—	—	0	0	0	—	—	—	0	0	0	38
39 Diabetes mellitus (260)	2	2	—	8.1	10.0	0	1	1	—	8.5	17.2	0	39
40 Pellagra (281)	—	—	—	0	0	0	—	—	—	0	0	0	40
41 Anemias (290-293)	2	2	—	8.1	10.0	0	—	—	—	0	0	0	41
42 Vascular lesions affecting central nervous system (330-334)	20	13	7	81.3	65.0	152.2	30	10	20	254.2	172.4	333.3	42
43 Nonmeningococcal meningitis (340)	—	—	—	0	0	0	2	1	1	16.9	17.2	16.7	43
44 Rheumatic fever (400-402)	—	—	—	0	0	0	—	—	—	0	0	0	44
45 Heart diseases (410-443)	52	36	16	211.4	180.0	347.8	40	21	19	339.0	362.1	316.7	45
46 Hypertension without mention of heart (444-447)	1	1	—	4.1	5.0	0	—	—	—	0	0	0	46
47 Influenza and pneumonia (480-483, 490-493)	6	6	—	24.4	30.0	0	17	8	9	144.1	137.9	150.0	47
48 Bronchitis (500-502)	—	—	—	0	0	0	1	1	—	8.5	17.2	0	48
49 Ulcer of stomach and duodenum (540, 541)	1	1	—	4.1	5.0	0	3	3	—	25.4	51.7	0	49
50 Appendicitis (550-553)	—	—	—	0	0	0	1	1	—	8.5	17.2	0	50
51 Intestinal obstruction and hernia (560, 561, 570)	1	1	—	4.1	5.0	0	—	—	—	0	0	0	51
52 Gastritis, duodenitis, enteritis and colitis (except diarrhea of the newborn) (543, 571, 572)	2	2	—	8.1	10.0	0	—	—	—	0	0	0	52
53 Cirrhosis of liver (581)	1	1	—	4.1	5.0	0	3	2	1	25.4	34.5	16.7	53
54 Nephritis and nephrosis (590-594)	2	—	2	8.1	0	43.5	2	1	1	16.9	17.2	16.7	54
55 Hyperplasia of prostate (610)	1	—	1	4.1	0	21.7	1	—	1	8.5	0	16.7	55
56 Complications of pregnancy, childbirth and the puerperium (640-652, 670-689)	—	—	—	0	0	0	—	—	—	0	0	0	56
57 Congenital malformations (750-759)	2	2	—	8.1	10.0	0	1	—	1	8.5	0	16.7	57
58 Birth injuries, postnatal asphyxia and otelectasis (760-762)	1	1	—	4.1	5.0	0	2	2	—	16.9	34.5	0	58
59 Infection of the newborn (763-768)	1	1	—	4.1	5.0	0	—	—	—	0	0	0	59
60 Other diseases peculiar to early infancy, and immaturity unqualified (769-776)	3	1	2	12.2	5.0	43.5	—	—	—	0	0	0	60
61 Senility, without mention of psychosis (794)	—	—	—	0	0	0	—	—	—	0	0	0	61
62 Ill-defined and unknown causes (780-793, 795)	—	—	—	0	0	0	3	1	2	25.4	17.2	33.3	62
63 Motor vehicle accidents (E810-E835)	7	5	2	28.5	25.0	43.5	7	4	3	59.3	69.0	50.0	63
64 All other accidents (E800-E802, E840-E962)	7	6	1	28.5	30.0	21.7	3	1	2	25.4	17.2	33.3	64
65 Suicide (E963, E970-E979)	2	2	—	8.1	10.0	0	—	—	—	0	0	0	65
66 Homicide (E964, E980-E985)	4	2	2	16.3	10.0	43.5	3	1	2	25.4	17.2	33.3	66
67 All other diseases (residual)	13	10	3	52.8	50.0	65.2	22	13	9	186.4	224.1	150.0	67

TABLE XIV-B VITAL STATISTICS, BY CITY, BY RACE, GEORGIA, 1967  
POPULATION 10,000-74,999

ITEM	DALTON						DECATUR					
	Number			Rate or Ratio *			Number			Rate or Ratio *		
	Total	White	Non-White	Total	White	Non-White	Total	White	Non-White	Total	White	Non-White
1 Estimated population as of July 1	23,100	20,700	2,400				32,100	28,900	3,200			
<b>LIVE BIRTHS</b>												
2 Total	459	427	32	19.9	20.6	13.3	307	238	69	9.6	8.2	21.6
3 Delivered in hospital	453	421	32	98.7%	98.6%	100.0%	307	238	69	100.0%	100.0%	100.0%
4 Delivered in home by physician	1	1	—	0.2%	0.2%	0%	—	—	—	0%	0%	0%
5 Delivered in home by midwife	—	—	—	0%	0%	0%	—	—	—	0%	0%	0%
6 Other deliveries	5	5	—	1.1%	1.2%	0%	—	—	—	0%	0%	0%
7 Immature births	70	63	7	152.5	147.5	218.8	25	16	9	81.4	67.2	130.4
8 Live births to unwed mothers	12	8	4	26.1	18.7	125.0	26	12	14	84.7	50.4	202.9
<b>FETAL DEATHS</b>												
9 Total	2	2	—	4.4	4.7	0	6	5	1	19.5	21.0	14.5
10 Under 20 weeks gestation	—	—	—	0	0	0	1	1	—	3.3	4.2	0
11 20-27 weeks gestation	1	1	—	2.2	2.3	0	1	—	1	3.3	0	14.5
12 28 weeks and more	—	—	—	0	0	0	4	4	—	13.0	16.8	0
13 Unknown length of gestation	1	1	—	2.2	2.3	0	—	—	—	0	0	0
<b>DEATHS</b>												
14 Total, all ages	183	160	23	792.2	772.9	958.3	204	170	34	635.5	588.2	1062.5
15 Under 1 year	10	8	2	21.8	18.7	62.5	11	6	5	35.8	25.2	72.5
16 Under 28 days	9	7	2	19.6	16.4	62.5	7	4	3	22.8	16.8	43.5
17 Deaths from immaturity	4	4	—	8.7	9.4	0	2	1	1	6.5	4.2	14.5
18 1-4 years **	2	—	2	—	—	—	3	3	—	—	—	—
19 Maternal deaths	—	—	—	0	0	0	—	—	—	0	0	0
<b>CAUSE OF DEATH</b>												
20 Tuberculosis, all forms (001-019)	3	2	1	13.0	9.7	41.7	1	1	—	3.1	3.5	0
21 Syphilis and its sequelae (020-029)	1	1	—	4.3	4.8	0	—	—	—	0	0	0
22 Typhoid fever (040)	—	—	—	0	0	0	—	—	—	0	0	0
23 Dysentery, all forms (045-048)	—	—	—	0	0	0	—	—	—	0	0	0
24 Scarlet fever (050)	—	—	—	0	0	0	—	—	—	0	0	0
25 Streptococcal sore throat (051)	—	—	—	0	0	0	—	—	—	0	0	0
26 Diphtheria (055)	—	—	—	0	0	0	—	—	—	0	0	0
27 Whooping cough (056)	—	—	—	0	0	0	—	—	—	0	0	0
28 Meningococcal infections (057)	1	—	1	4.3	—	41.7	—	—	—	0	0	0
29 Acute poliomyelitis (080)	—	—	—	0	0	0	—	—	—	0	0	0
30 Acute infectious encephalitis (082)	—	—	—	0	0	0	—	—	—	0	0	0
31 Smallpox (084)	—	—	—	0	0	0	—	—	—	0	0	0
32 Measles (085)	—	—	—	0	0	0	—	—	—	0	0	0
33 Typhus and other rickettsial diseases (100-103, 105-108)	—	—	—	0	0	0	—	—	—	0	0	0
34 Rocky Mountain spotted fever (104)	—	—	—	0	0	0	—	—	—	0	0	0
35 Malaria (110-117)	—	—	—	0	0	0	—	—	—	0	0	0
36 All other diseases classified as infective and parasitic (030-039, 041-044, 049, 052-054, 059-074, 081, 083, 086-096, 120-138)	1	1	—	4.3	4.8	0	—	—	—	0	0	0
37 Malignant neoplasms, including neoplasms of lymphatic and haematopoietic tissues (140-205)	36	32	4	155.8	154.6	166.7	46	37	9	143.3	128.0	281.3
38 Benign and unspecified neoplasms (210-239)	—	—	—	0	0	0	—	—	—	0	0	0
39 Diabetes mellitus (260)	5	5	—	21.6	24.2	0	2	2	—	6.2	6.9	0
40 Pellagra (281)	—	—	—	0	0	0	—	—	—	0	0	0
41 Anemias (290-293)	—	—	—	0	0	0	—	—	—	0	0	0
42 Vascular lesions affecting central nervous system (330-334)	27	26	1	116.9	125.6	41.7	19	19	—	59.2	65.7	0
43 Nonmeningococcal meningitis (340)	—	—	—	0	0	0	—	—	—	0	0	0
44 Rheumatic fever (400-402)	—	—	—	0	0	0	—	—	—	0	0	0
45 Heart diseases (410-443)	48	43	5	207.8	207.7	208.3	68	62	6	211.8	214.5	187.5
46 Hypertension without mention of heart (444-447)	—	—	—	0	0	0	1	1	—	3.1	3.5	0
47 Influenza and pneumonia (480-483, 490-493)	5	5	—	21.6	24.2	0	11	7	4	34.3	24.2	125.0
48 Bronchitis (500-502)	1	1	—	4.3	4.8	0	1	1	—	3.1	3.5	0
49 Ulcer of stomach and duodenum (540, 541)	1	1	—	4.3	4.8	0	3	3	—	9.3	10.4	0
50 Appendicitis (550-553)	—	—	—	0	0	0	—	—	—	0	0	0
51 Intestinal obstruction and hernia (560, 561, 570)	—	—	—	0	0	0	1	1	—	3.1	3.5	0
52 Gastritis, duodenitis, enteritis and colitis (except diarrhea of the newborn) (543, 571, 572)	—	—	—	0	0	0	—	—	—	0	0	0
53 Cirrhosis of liver (581)	5	3	2	21.6	14.5	83.3	2	1	1	6.2	3.5	31.3
54 Nephritis and nephrosis (590-594)	—	—	—	0	0	0	1	—	1	3.1	0	31.3
55 Hyperplasia of prostate (610)	—	—	—	0	0	0	—	—	—	0	0	0
56 Complications of pregnancy, childbirth and the puerperium (640-652, 670-689)	—	—	—	0	0	0	—	—	—	0	0	0
57 Congenital malformations (750-759)	3	3	—	13.0	14.5	0	2	2	—	6.2	6.9	0
58 Birth injuries, postnatal asphyxia and atelectasis (760-762)	2	2	—	8.7	9.7	0	1	—	1	3.1	0	31.3
59 Infection of the newborn (763-768)	1	1	—	4.3	4.8	0	—	—	—	0	0	0
60 Other diseases peculiar to early infancy, and immaturity unqualified (769-776)	7	5	2	30.3	24.2	83.3	3	2	1	9.3	6.9	31.3
61 Senility, without mention of psychosis (794)	—	—	—	0	0	0	1	1	—	3.1	3.5	0
62 Ill-defined and unknown causes (780-793, 795)	—	—	—	0	0	0	—	—	—	0	0	0
63 Motor vehicle accidents (E810-E835)	7	6	1	30.3	29.0	41.7	7	7	—	21.8	24.2	0
64 All other accidents (E800-E802, E840-E962)	10	9	1	43.3	43.5	41.7	6	3	3	18.7	10.4	93.8
65 Suicide (E963, E970-E979)	—	—	—	0	0	0	5	5	—	15.6	17.3	0
66 Homicide (E964, E980-E985)	2	—	2	8.7	0	83.3	3	1	2	9.3	3.5	62.5
67 All other diseases (residual)	17	14	3	73.6	67.6	125.0	20	14	6	62.3	48.4	187.5

TABLE XIV-B VITAL STATISTICS, BY CITY, BY RACE, GEORGIA, 1967  
 POPULATION 10,000- 74,999

ITEM	DUBLIN						EAST POINT						
	Number			Rate or Ratio *			Number			Rate or Ratio *			
	Total	White	Non-White	Total	White	Non-White	Total	White	Non-White	Total	White	Non-White	
1 Estimated population as of July 1	14,200	8,900	5,300				37,700	32,000	5,700				1
<b>LIVE BIRTHS</b>													
2 Total	273	137	136	19.2	15.4	25.7	739	685	54	19.6	21.4	9.5	2
3 Delivered in hospital	243	135	108	89.0%	98.5%	79.4%	739	685	54	100.0%	100.0%	100.0%	3
4 Delivered in home by physician	3	1	2	1.1%	0.7%	1.5%	-	-	-	0%	0%	0%	4
5 Delivered in home by midwife	24	1	23	8.8%	0.7%	16.9%	-	-	-	0%	0%	0%	5
6 Other deliveries	3	-	3	1.1%	0%	2.2%	-	-	-	0%	0%	0%	6
7 Immature births	36	13	23	131.9	94.9	169.1	59	52	7	79.8	75.9	129.6	7
8 Live births to unwed mothers	41	4	37	150.2	29.2	272.1	33	15	18	44.7	21.9	333.3	8
<b>FETAL DEATHS</b>													
9 Total	5	2	3	18.3	14.6	22.1	23	19	4	31.1	27.7	74.1	9
10 Under 20 weeks gestation	-	-	-	0	0	0	11	11	-	14.9	16.1	0	10
11 20-27 weeks gestation	1	-	1	3.7	0	7.4	2	1	1	2.7	1.5	18.5	11
12 28 weeks and more	3	1	2	11.0	7.3	14.7	10	7	3	13.5	10.2	55.6	12
13 Unknown length of gestation	1	1	-	3.7	7.3	0	-	-	-	0	0	0	13
<b>DEATHS</b>													
14 Total, all ages	176	94	82	1239.4	1056.2	1547.2	280	247	33	742.7	771.9	578.9	14
15 Under 1 year	11	4	7	40.3	29.2	51.5	18	16	2	24.4	23.4	37.0	15
16 Under 28 days	8	3	5	29.3	21.9	36.8	13	12	1	17.6	17.5	18.5	16
17 Deaths from immaturity	1	1	-	3.7	7.3	0	1	1	-	1.4	1.5	0	17
18 1-4 years **	3	1	2	-	-	-	2	1	1	-	-	-	18
19 Maternal deaths	-	-	-	0	0	0	-	-	-	0	0	0	19
<b>CAUSE OF DEATH</b>													
20 Tuberculosis, all forms (001-019)	1	-	1	7.0	0	18.9	1	1	-	2.7	3.1	0	20
21 Syphilis and its sequelae (020-029)	-	-	-	0	0	0	-	-	-	0	0	0	21
22 Typhoid fever (040)	-	-	-	0	0	0	-	-	-	0	0	0	22
23 Dysentery, all forms (045-048)	-	-	-	0	0	0	-	-	-	0	0	0	23
24 Scarlet fever (050)	-	-	-	0	0	0	-	-	-	0	0	0	24
25 Streptococcal sore throat (051)	-	-	-	0	0	0	-	-	-	0	0	0	25
26 Diphtheria (055)	-	-	-	0	0	0	-	-	-	0	0	0	26
27 Whooping cough (056)	-	-	-	0	0	0	-	-	-	0	0	0	27
28 Meningococcal infections (057)	-	-	-	0	0	0	2	1	1	5.3	3.1	17.5	28
29 Acute poliomyelitis (080)	-	-	-	0	0	0	-	-	-	0	0	0	29
30 Acute infectious encephalitis (082)	-	-	-	0	0	0	-	-	-	0	0	0	30
31 Smallpox (084)	-	-	-	0	0	0	-	-	-	0	0	0	31
32 Measles (085)	-	-	-	0	0	0	-	-	-	0	0	0	32
33 Typhus and other rickettsial diseases (100-103, 105-108)	-	-	-	0	0	0	-	-	-	0	0	0	33
34 Rocky Mountain spotted fever (104)	-	-	-	0	0	0	-	-	-	0	0	0	34
35 Malaria (110-117)	-	-	-	0	0	0	-	-	-	0	0	0	35
36 All other diseases classified as infective and parasitic (030-039, 041-044, 049, 052-054, 059-074, 081, 083, 086-096, 120-138)	1	-	1	7.0	0	18.9	-	-	-	0	0	0	36
37 Malignant neoplasms, including neoplasms of lymphatic and haematopoietic tissues (140-205)	21	12	9	147.9	134.8	169.8	54	48	6	143.2	150.0	105.3	37
38 Benign and unspecified neoplasms (210-239)	-	-	-	0	0	0	1	1	-	2.7	3.1	0	38
39 Diabetes mellitus (260)	3	2	1	21.1	22.5	18.9	7	7	-	18.6	21.9	0	39
40 Pellagra (281)	-	-	-	0	0	0	-	-	-	0	0	0	40
41 Anemias (290-293)	-	-	-	0	0	0	-	-	-	0	0	0	41
42 Vascular lesions affecting central nervous system (330-334)	21	14	7	147.9	157.3	132.1	28	25	3	74.3	78.1	52.6	42
43 Nonmeningococcal meningitis (340)	1	-	1	7.0	0	18.9	-	-	-	0	0	0	43
44 Rheumatic fever (400-402)	1	-	1	7.0	0	18.9	-	-	-	0	0	0	44
45 Heart diseases (410-443)	80	41	39	563.4	460.7	735.8	94	86	8	249.3	268.8	140.4	45
46 Hypertension without mention of heart (444-447)	-	-	-	0	0	0	1	-	1	2.7	0	17.5	46
47 Influenza and pneumonia (480-483, 490-493)	7	3	4	49.3	33.7	75.5	9	8	1	23.9	25.0	17.5	47
48 Bronchitis (500-502)	2	2	-	14.1	22.5	0	1	-	1	2.7	0	17.5	48
49 Ulcer of stomach and duodenum (540, 541)	1	1	-	7.0	11.2	0	1	1	-	2.7	3.1	0	49
50 Appendicitis (550-553)	-	-	-	0	0	0	-	-	-	0	0	0	50
51 Intestinal obstruction and hernia (560, 561, 570)	1	-	1	7.0	0	18.9	2	2	-	5.3	6.3	0	51
52 Gastritis, duodenitis, enteritis and colitis (except diarrhea of the newborn) (543, 571, 572)	1	-	1	7.0	0	18.9	1	1	-	2.7	3.1	0	52
53 Cirrhosis of liver (581)	-	-	-	0	0	0	3	3	-	8.0	9.4	0	53
54 Nephritis and nephrosis (590-594)	2	2	-	14.1	22.5	0	1	-	1	2.7	0	17.5	54
55 Hyperplasia of prostate (610)	-	-	-	0	0	0	1	1	-	2.7	3.1	0	55
56 Complications of pregnancy, childbirth and the puerperium (640-652, 670-689)	-	-	-	0	0	0	-	-	-	0	0	0	56
57 Congenital malformations (750-759)	-	-	-	0	0	0	6	6	-	15.9	18.8	0	57
58 Birth injuries, postnatal asphyxia and atelectasis (760-762)	3	-	3	21.1	0	56.6	2	2	-	5.3	6.3	0	58
59 Infection of the newborn (763-768)	2	1	1	14.1	11.2	18.9	-	-	-	0	0	0	59
60 Other diseases peculiar to early infancy, and immaturity unqualified (769-776)	3	2	1	21.1	22.5	18.9	6	5	1	15.9	15.6	17.5	60
61 Senility, without mention of psychosis (794)	-	-	-	0	0	0	5	4	1	13.3	12.5	17.5	61
62 Ill-defined and unknown causes (780-793, 795)	-	-	-	0	0	0	3	1	2	8.0	3.1	35.1	62
63 Motor vehicle accidents (E810-E835)	4	3	1	28.2	33.7	18.9	7	6	1	18.6	18.8	17.5	63
64 All other accidents (E800-E802, E840-E962)	4	2	2	28.2	22.5	37.7	6	4	2	15.9	12.5	35.1	64
65 Suicide (E963, E970-E979)	-	-	-	0	0	0	6	6	-	15.9	18.8	0	65
66 Homicide (E964, E980-E985)	4	1	3	28.2	11.2	56.6	1	1	-	2.7	3.1	0	66
67 All other diseases (residual)	13	8	5	91.5	89.9	94.3	31	27	4	82.2	84.4	70.2	67

106 TABLE XIV-B VITAL STATISTICS, BY CITY, BY RACE, GEORGIA, 1967  
POPULATION 10,000 - 74,999

ITEM	FOREST PARK						GAINESVILLE						
	Number			Rate or Ratio *			Number			Rate or Ratio *			
	Total	White	Non-White	Total	White	Non-White	Total	White	Non-White	Total	White	Non-White	
1 Estimated population as of July 1	23,800	22,300	1,500				18,500	13,900	4,600				1
<b>LIVE BIRTHS</b>													
2 Total	431	415	16	18.1	18.6	10.7	373	250	123	20.2	18.0	26.7	2
3 Delivered in hospital	431	415	16	100.0%	100.0%	100.0%	369	247	122	98.9%	98.8%	99.2%	3
4 Delivered in home by physician	-	-	-	0%	0%	0%	3	2	1	0.8%	0.8%	0.8%	4
5 Delivered in home by midwife	-	-	-	0%	0%	0%	-	-	-	0%	0%	0%	5
6 Other deliveries	-	-	-	0%	0%	0%	1	1	-	0.3%	0.4%	0%	6
7 Immature births	39	38	1	90.5	91.6	62.5	43	24	19	115.3	96.0	154.5	7
8 Live births to unwed mothers	16	11	5	37.1	26.5	312.5	56	9	47	150.1	36.0	382.1	8
<b>FETAL DEATHS</b>													
9 Total	15	15	-	34.8	36.1	0	1	1	-	2.7	4.0	0	9
10 Under 20 weeks gestation	6	6	-	13.9	14.5	0	1	1	-	2.7	4.0	0	10
11 20-27 weeks gestation	4	4	-	9.3	9.6	0	-	-	-	0	0	0	11
12 28 weeks and more	5	5	-	11.6	12.0	0	-	-	-	0	0	0	12
13 Unknown length of gestation	-	-	-	0	0	0	-	-	-	0	0	0	13
<b>DEATHS</b>													
14 Total, all ages	88	79	9	369.7	354.3	600.0	166	125	41	897.3	899.3	891.3	14
15 Under 1 year	12	12	-	27.8	28.9	0	10	7	3	26.8	28.0	24.4	15
16 Under 28 days	8	8	-	18.6	19.3	0	6	4	2	16.1	16.0	16.3	16
17 Deaths from immaturity	5	5	-	11.6	12.0	0	1	1	-	2.7	4.0	0	17
18 1-4 years **	1	1	-	0	0	0	2	1	1	0	0	0	18
19 Maternal deaths	-	-	-	0	0	0	-	-	-	0	0	0	19
<b>CAUSE OF DEATH</b>													
20 Tuberculosis, all forms (001-019)	-	-	-	0	0	0	-	-	-	0	0	0	20
21 Syphilis and its sequelae (020-029)	-	-	-	0	0	0	-	-	-	0	0	0	21
22 Typhoid fever (040)	-	-	-	0	0	0	-	-	-	0	0	0	22
23 Dysentery, all forms (045-048)	-	-	-	0	0	0	-	-	-	0	0	0	23
24 Scarlet fever (050)	-	-	-	0	0	0	-	-	-	0	0	0	24
25 Streptococcal sore throat (051)	-	-	-	0	0	0	-	-	-	0	0	0	25
26 Diphtheria (055)	-	-	-	0	0	0	-	-	-	0	0	0	26
27 Whooping cough (056)	-	-	-	0	0	0	-	-	-	0	0	0	27
28 Meningococcal infections (057)	-	-	-	0	0	0	1	1	-	5.4	7.2	0	28
29 Acute poliomyelitis (080)	-	-	-	0	0	0	-	-	-	0	0	0	29
30 Acute infectious encephalitis (082)	-	-	-	0	0	0	-	-	-	0	0	0	30
31 Smallpox (084)	-	-	-	0	0	0	-	-	-	0	0	0	31
32 Measles (085)	-	-	-	0	0	0	-	-	-	0	0	0	32
33 Typhus and other rickettsial diseases (100-103, 105-108)	-	-	-	0	0	0	-	-	-	0	0	0	33
34 Rocky Mountain spotted fever (104)	-	-	-	0	0	0	-	-	-	0	0	0	34
35 Malaria (110-117)	-	-	-	0	0	0	-	-	-	0	0	0	35
36 All other diseases classified as infective and parasitic (030-039, 041-044, 049, 052-054, 059-074, 081, 083, 086-096, 120-138)	-	-	-	0	0	0	-	-	-	0	0	0	36
37 Malignant neoplasms, including neoplasms of lymphatic and haematopoietic tissues (140-205)	12	12	-	50.4	53.8	0	15	14	1	81.1	100.7	21.7	37
38 Benign and unspecified neoplasms (210-239)	1	1	-	4.2	4.5	0	-	-	-	0	0	0	38
39 Diabetes mellitus (260)	-	-	-	0	0	0	1	-	1	5.4	0	21.7	39
40 Pellagra (281)	-	-	-	0	0	0	-	-	-	0	0	0	40
41 Anemias (290-293)	-	-	-	0	0	0	-	-	-	0	0	0	41
42 Vascular lesions affecting central nervous system (330-334)	10	6	4	42.0	26.9	266.7	27	22	5	145.9	158.3	108.7	42
43 Nonmeningococcal meningitis (340)	-	-	-	0	0	0	-	-	-	0	0	0	43
44 Rheumatic fever (400-402)	-	-	-	0	0	0	-	-	-	0	0	0	44
45 Heart diseases (410-443)	23	22	1	96.6	98.7	66.7	63	48	15	340.5	345.3	326.1	45
46 Hypertension without mention of heart (444-447)	2	2	-	8.4	9.0	0	1	-	1	5.4	0	21.7	46
47 Influenza and pneumonia (480-483, 490-493)	4	4	-	16.8	17.9	0	11	7	4	59.5	50.4	87.0	47
48 Bronchitis (500-502)	-	-	-	0	0	0	1	1	-	5.4	7.2	0	48
49 Ulcer of stomach and duodenum (540, 541)	1	-	1	4.2	0	66.7	-	-	-	0	0	0	49
50 Appendicitis (550-553)	-	-	-	0	0	0	-	-	-	0	0	0	50
51 Intestinal obstruction and hernia (560, 561, 570)	-	-	-	0	0	0	-	-	-	0	0	0	51
52 Gastritis, duodenitis, enteritis and colitis (except diarrhea of the newborn) (543, 571, 572)	1	1	-	4.2	4.5	0	-	-	-	0	0	0	52
53 Cirrhosis of liver (581)	-	-	-	0	0	0	2	1	1	10.8	7.2	21.7	53
54 Nephritis and nephrosis (590-594)	-	-	-	0	0	0	1	-	1	5.4	0	21.7	54
55 Hyperplasia of prostate (610)	-	-	-	0	0	0	-	-	-	0	0	0	55
56 Complications of pregnancy, childbirth and the puerperium (640-652, 670-689)	-	-	-	0	0	0	-	-	-	0	0	0	56
57 Congenital malformations (750-759)	1	1	-	4.2	4.5	0	1	1	-	5.4	7.2	0	57
58 Birth injuries, postnatal asphyxia and tetelactes (760-762)	1	1	-	4.2	4.5	0	1	1	-	5.4	7.2	0	58
59 Infection of the newborn (763-768)	-	-	-	0	0	0	-	-	-	0	0	0	59
60 Other diseases peculiar to early infancy, and immaturity unqualified (769-776)	7	7	-	29.4	31.4	0	4	2	2	21.6	14.4	43.5	60
61 Senility, without mention of psychosis (794)	1	-	1	4.2	0	66.7	-	-	-	0	0	0	61
62 Ill-defined and unknown causes (780-793, 795)	-	-	-	0	0	0	3	-	3	16.2	0	65.2	62
63 Motor vehicle accidents (E810-E835)	12	12	-	50.4	53.8	0	6	4	2	32.4	28.8	43.5	63
64 All other accidents (E800-E802, E840-E962)	4	4	-	16.8	17.9	0	8	5	3	43.2	36.0	65.2	64
65 Suicide (E963, E970-E979)	2	2	-	8.4	9.0	0	2	2	-	10.8	14.4	0	65
66 Homicide (E964, E980-E985)	1	-	1	4.2	0	66.7	1	1	-	5.4	7.2	0	66
67 All other diseases (residual)	5	4	1	21.0	17.9	66.7	17	15	2	91.9	107.9	43.5	67



TABLEXIV-B VITAL STATISTICS, BY CITY, BY RACE, GEORGIA, 1967  
 POPULATION 10,000 - 74,999

ITEM	GRIFFIN						HAPEVILLE						
	Number			Rate or Ratio *			Number			Rate or Ratio *			
	Total	White	Non-White	Total	White	Non-White	Total	White	Non-White	Total	White	Non-White	
1 Estimated population as of July 1	23,900	14,700	9,200				10,400	10,200	200				1
<b>LIVE BIRTHS</b>													
2 Total	502	304	198	21.0	20.7	21.5	195	182	13	18.8	17.8	65.0	2
3 Delivered in hospital	422	301	121	84.1%	99.0%	61.1%	194	182	12	99.5%	100.0%	92.3%	3
4 Delivered in home by physician	2	—	2	0.4%	0%	1.0%	1	—	1	0.5%	0%	7.7%	4
5 Delivered in home by midwife	76	3	73	15.1%	1.0%	36.9%	—	—	—	0%	0%	0%	5
6 Other deliveries	2	—	2	0.4%	0%	1.0%	—	—	—	0%	0%	0%	6
7 Immature births	58	24	34	115.5	78.9	171.7	10	8	2	51.3	44.0	153.8	7
8 Live births to unwed mothers	60	8	52	119.5	26.3	262.6	15	8	7	76.9	44.0	538.5	8
<b>FETAL DEATHS</b>													
9 Total	18	11	7	35.9	36.2	35.4	3	3	—	15.4	16.5	0	9
10 Under 20 weeks gestation	12	9	3	23.9	29.6	15.2	3	3	—	15.4	16.5	0	10
11 20-27 weeks gestation	2	—	2	4.0	0	10.1	—	—	—	0	0	0	11
12 28 weeks and more	4	2	2	8.0	6.6	10.1	—	—	—	0	0	0	12
13 Unknown length of gestation	—	—	—	0	0	0	—	—	—	0	0	0	13
<b>DEATHS</b>													
14 Total, all ages	265	187	78	108.8	1272.1	847.8	84	82	2	807.7	803.9	1000.0	14
15 Under 1 year	16	11	5	31.9	36.2	25.3	2	2	—	10.3	11.0	0	15
16 Under 28 days	11	8	3	21.9	26.3	15.2	—	—	—	0	0	0	16
17 Deaths from immaturity	2	—	2	4.0	0	10.1	—	—	—	0	0	0	17
18 1-4 years **	3	2	1	—	—	—	—	—	—	—	—	—	18
19 Maternal deaths	2	1	1	39.8	32.9	50.5	—	—	—	0	0	0	19
<b>CAUSE OF DEATH</b>													
20 Tuberculosis, all forms (001-019)	—	—	—	0	0	0	—	—	—	0	0	0	20
21 Syphilis and its sequelae (020-029)	—	—	—	0	0	0	—	—	—	0	0	0	21
22 Typhoid fever (040)	—	—	—	0	0	0	—	—	—	0	0	0	22
23 Dysentery, all forms (045-048)	—	—	—	0	0	0	—	—	—	0	0	0	23
24 Scarlet fever (050)	—	—	—	0	0	0	—	—	—	0	0	0	24
25 Streptococcal sore throat (051)	—	—	—	0	0	0	—	—	—	0	0	0	25
26 Diphtheria (055)	—	—	—	0	0	0	—	—	—	0	0	0	26
27 Whooping cough (056)	—	—	—	0	0	0	—	—	—	0	0	0	27
28 Meningococcal infections (057)	—	—	—	0	0	0	—	—	—	0	0	0	28
29 Acute poliomyelitis (080)	—	—	—	0	0	0	—	—	—	0	0	0	29
30 Acute infectious encephalitis (082)	—	—	—	0	0	0	—	—	—	0	0	0	30
31 Smallpox (084)	—	—	—	0	0	0	—	—	—	0	0	0	31
32 Measles (085)	—	—	—	0	0	0	1	1	—	9.6	9.8	0	32
33 Typhus and other rickettsial diseases (100-103, 105-108)	—	—	—	0	0	0	—	—	—	0	0	0	33
34 Rocky Mountain spotted fever (104)	—	—	—	0	0	0	—	—	—	0	0	0	34
35 Malaria (110-117)	—	—	—	0	0	0	—	—	—	0	0	0	35
36 All other diseases classified as infective and parasitic (030-039, 041-044, 049, 052-054, 059-074, 081, 083, 086-096, 120-138)	3	1	2	12.6	6.8	21.7	1	1	—	9.6	9.8	0	36
37 Malignant neoplasms, including neoplasms of lymphatic and haematopoietic tissues (140-205)	39	29	10	163.2	197.3	108.7	14	14	—	134.6	137.3	0	37
38 Benign and unspecified neoplasms (210-239)	—	—	—	0	0	0	1	1	—	9.6	9.8	0	38
39 Diabetes mellitus (260)	4	2	2	16.7	13.6	21.7	—	—	—	0	0	0	39
40 Pellagra (281)	—	—	—	0	0	0	—	—	—	0	0	0	40
41 Anemias (290-293)	—	—	—	0	0	0	—	—	—	0	0	0	41
42 Vascular lesions affecting central nervous system (330-334)	41	25	16	171.5	170.1	173.9	14	13	1	134.6	127.5	500.0	42
43 Nonmeningococcal meningitis (340)	1	1	—	4.2	6.8	0	—	—	—	0	0	0	43
44 Rheumatic fever (400-402)	—	—	—	0	0	0	—	—	—	0	0	0	44
45 Heart diseases (410-443)	77	56	21	322.2	381.0	228.3	22	22	—	211.5	215.7	0	45
46 Hypertension without mention of heart (444-447)	2	1	1	8.4	6.8	10.9	—	—	—	0	0	0	46
47 Influenza and pneumonia (480-483, 490-493)	11	7	4	46.0	47.6	43.5	2	2	—	19.2	19.6	0	47
48 Bronchitis (500-502)	2	2	—	8.4	13.6	0	—	—	—	0	0	0	48
49 Ulcer of stomach and duodenum (540, 541)	4	3	1	16.7	20.4	10.9	—	—	—	0	0	0	49
50 Appendicitis (550-553)	1	1	—	4.2	6.8	0	—	—	—	0	0	0	50
51 Intestinal obstruction and hernia (560, 561, 570)	1	—	1	4.2	0	10.9	1	1	—	9.6	9.8	0	51
52 Gastritis, duodenitis, enteritis and colitis (except diarrhea of the newborn) (543, 571, 572)	3	2	1	12.6	13.6	10.9	—	—	—	0	0	0	52
53 Cirrhosis of liver (581)	2	2	—	8.4	13.6	0	2	2	—	19.2	19.6	0	53
54 Nephritis and nephrosis (590-594)	3	2	1	12.6	13.6	10.9	1	—	1	9.6	0	500.0	54
55 Hyperplasia of prostate (610)	1	—	—	4.2	6.8	0	—	—	—	0	0	0	55
56 Complications of pregnancy, childbirth and the puerperium (640-652, 670-689)	2	1	1	8.4	6.8	10.9	—	—	—	0	0	0	56
57 Congenital malformations (750-759)	4	3	1	16.7	20.4	10.9	—	—	—	0	0	0	57
58 Birth injuries, postnatal asphyxia and atelectasis (760-762)	5	5	—	20.9	34.0	0	—	—	—	0	0	0	58
59 Infection of the newborn (763-768)	2	1	1	8.4	6.8	10.9	—	—	—	0	0	0	59
60 Other diseases peculiar to early infancy, and immaturity unqualified (769-776)	3	1	2	12.6	6.8	21.7	—	—	—	0	0	0	60
61 Senility, without mention of psychosis (794)	—	—	—	0	0	0	1	1	—	9.6	9.8	0	61
62 Ill-defined and unknown causes (780-793, 795)	1	—	1	4.2	0	10.9	2	2	—	19.2	19.6	0	62
63 Motor vehicle accidents (E810-E835)	3	3	—	12.6	20.4	0	2	2	—	19.2	19.6	0	63
64 All other accidents (E800-E802, E840-E962)	8	6	2	33.5	40.8	21.7	5	5	—	48.1	49.0	0	64
65 Suicide (E963, E970-E979)	6	5	1	25.1	34.0	10.9	7	7	—	67.3	68.6	0	65
66 Homicide (E964, E980-E985)	6	5	1	25.1	34.0	10.9	2	2	—	19.2	19.6	0	66
67 All other diseases (residual)	30	22	8	125.5	149.7	87.0	6	6	—	57.7	58.8	0	67

108 TABLE XIV-B VITAL STATISTICS, BY CITY, BY RACE, GEORGIA, 1967  
POPULATION 10,000-74,999

ITEM	LAGRANGE						MARIETTA						
	Number			Rate or Ratio *			Number			Rate or Ratio *			
	Total	White	Non-White	Total	White	Non-White	Total	White	Non-White	Total	White	Non-White	
1 Estimated population as of July 1	23,900	15,200	8,700				37,800	33,300	4,500				1
<b>LIVE BIRTHS</b>													
2 Total	462	256	206	19.3	16.8	23.7	626	529	97	16.6	15.9	21.6	2
3 Delivered in hospital	405	254	151	87.7%	99.2%	73.3%	624	528	96	99.7%	99.8%	99.0%	3
4 Delivered in home by physician	5	1	4	1.1%	0.4%	1.9%	—	—	—	0%	0%	0%	4
5 Delivered in home by midwife	51	1	50	11.0%	0.4%	24.3%	—	—	1	0.2%	0%	1.0%	5
6 Other deliveries	1	—	1	0.2%	0%	0.5%	1	1	—	0.2%	0.2%	0%	6
7 Immature births	44	19	25	95.2	74.2	121.4	60	42	18	95.8	79.4	185.6	7
8 Live births to unwed mothers	57	10	47	123.4	39.1	228.2	38	16	22	60.7	30.2	226.8	8
<b>FETAL DEATHS</b>													
9 Total	17	8	9	36.8	31.3	43.7	10	6	4	16.0	11.3	41.2	9
10 Under 20 weeks gestation	9	5	4	19.5	19.5	19.4	2	2	—	3.2	3.8	0	10
11 20-27 weeks gestation	5	2	3	10.8	7.8	14.6	2	2	—	3.2	3.8	0	11
12 28 weeks and more	3	1	2	6.5	3.9	9.7	2	1	1	3.2	1.9	10.3	12
13 Unknown length of gestation	—	—	—	0	0	0	4	1	3	6.4	1.9	30.9	13
<b>DEATHS</b>													
14 Total, all ages	279	186	93	167.4	1223.7	1069.0	193	149	44	510.6	447.4	977.8	14
15 Under 1 year	6	3	3	13.0	11.7	14.6	14	13	1	22.4	24.6	10.3	15
16 Under 28 days	2	2	—	4.3	7.8	0	11	11	—	17.6	20.8	0	16
17 Deaths from immaturity	1	1	—	2.2	3.9	0	3	3	—	4.8	5.7	0	17
18 1-4 years **	3	1	2	—	—	—	4	4	—	—	—	—	18
19 Maternal deaths	—	—	—	0	0	0	—	—	—	0	0	0	19
<b>CAUSE OF DEATH</b>													
20 Tuberculosis, all forms (001-019)	—	—	—	0	0	0	1	—	1	2.6	0	22.2	20
21 Syphilis and its sequelae (020-029)	—	—	—	0	0	0	—	—	—	0	0	0	21
22 Typhoid fever (040)	—	—	—	0	0	0	—	—	—	0	0	0	22
23 Dysentery, all forms (045-048)	—	—	—	0	0	0	—	—	—	0	0	0	23
24 Scarlet fever (050)	—	—	—	0	0	0	—	—	—	0	0	0	24
25 Streptococcal sore throat (051)	—	—	—	0	0	0	—	—	—	0	0	0	25
26 Diphtheria (055)	—	—	—	0	0	0	—	—	—	0	0	0	26
27 Whooping cough (056)	—	—	—	0	0	0	—	—	—	0	0	0	27
28 Meningococcal infections (057)	1	1	—	4.2	6.6	0	—	—	—	0	0	0	28
29 Acute poliomyelitis (080)	—	—	—	0	0	0	—	—	—	0	0	0	29
30 Acute infectious encephalitis (082)	1	1	—	4.2	6.6	0	—	—	—	0	0	0	30
31 Smallpox (084)	—	—	—	0	0	0	—	—	—	0	0	0	31
32 Measles (085)	—	—	—	0	0	0	—	—	—	0	0	0	32
33 Typhus and other rickettsial diseases (100-103, 105-108)	—	—	—	0	0	0	—	—	—	0	0	0	33
34 Rocky Mountain spotted fever (104)	—	—	—	0	0	0	—	—	—	0	0	0	34
35 Malaria (110-117)	—	—	—	0	0	0	—	—	—	0	0	0	35
36 All other diseases classified as infective and parasitic (030-039, 041-044, 049, 052-054, 059-074, 081, 083, 086-096, 120-138)	41	30	11	171.5	197.4	126.4	25	21	4	66.1	63.1	88.9	36
37 Malignant neoplasms, including neoplasms of lymphatic and haematopoietic tissues (140-205)	—	—	—	0	0	0	—	—	—	0	0	0	37
38 Benign and unspecified neoplasms (210-239)	—	—	—	0	0	0	1	1	—	2.6	3.0	0	38
39 Diabetes mellitus (260)	6	4	2	25.1	26.3	23.0	1	1	—	2.6	3.0	0	39
40 Pellagra (281)	—	—	—	0	0	0	—	—	—	0	0	0	40
41 Anemias (290-293)	—	—	—	0	0	0	—	—	—	0	0	0	41
42 Vascular lesions affecting central nervous system (330-334)	41	22	19	171.5	144.7	218.4	25	17	8	66.1	51.1	177.8	42
43 Nonmeningococcal meningitis (340)	—	—	—	0	0	0	—	—	—	0	0	0	43
44 Rheumatic fever (400-402)	—	—	—	0	0	0	—	—	—	0	0	0	44
45 Heart diseases (410-443)	108	76	32	451.9	500.0	367.8	63	51	12	166.7	153.2	266.7	45
46 Hypertension without mention of heart (444-447)	1	1	—	4.2	6.6	0	1	1	—	2.6	3.0	0	46
47 Influenza and pneumonia (480-483, 490-493)	9	3	6	37.7	19.7	69.0	6	5	1	15.9	15.0	22.2	47
48 Bronchitis (500-502)	—	—	—	0	0	0	2	2	—	5.3	6.0	0	48
49 Ulcer of stomach and duodenum (540, 541)	1	1	—	4.2	6.6	0	2	1	1	5.3	3.0	22.2	49
50 Appendicitis (550-553)	2	1	1	8.4	6.6	11.5	—	—	—	0	0	0	50
51 Intestinal obstruction and hernia (560, 561, 570)	2	2	—	8.4	13.2	0	1	1	—	2.6	3.0	0	51
52 Gastritis, duodenitis, enteritis and colitis (except diarrhea of the newborn) (543, 571, 572)	1	1	—	4.2	6.6	0	—	—	—	0	0	0	52
53 Cirrhosis of liver (581)	4	4	—	16.7	26.3	0	1	—	1	2.6	0	22.2	53
54 Nephritis and nephrosis (590-594)	3	1	2	12.6	6.6	23.0	3	2	1	7.9	6.0	22.2	54
55 Hyperplasia of prostate (610)	—	—	—	0	0	0	—	—	—	0	0	0	55
56 Complications of pregnancy, childbirth and the puerperium (640-652, 670-689)	—	—	—	0	0	0	—	—	—	0	0	0	56
57 Congenital malformations (750-759)	2	1	1	8.4	6.6	11.5	4	4	—	10.6	12.0	0	57
58 Birth injuries, postnatal asphyxia and atelectasis (760-762)	—	—	—	0	0	0	3	3	—	7.9	9.0	0	58
59 Infection of the newborn (763-768)	—	—	—	0	0	0	—	—	—	0	0	0	59
60 Other diseases peculiar to early infancy, and immaturity unqualified (769-776)	2	2	—	8.4	13.2	0	6	6	—	15.9	18.0	0	60
61 Senility, without mention of psychosis (794)	—	—	—	0	0	0	—	—	—	0	0	0	61
62 Ill-defined and unknown causes (780-793, 795)	—	—	—	0	0	0	5	3	2	13.2	9.0	44.4	62
63 Motor vehicle accidents (E810-E835)	8	5	3	33.5	32.9	34.5	4	4	—	10.6	12.0	0	63
64 All other accidents (E800-E802, E840-E922)	8	5	3	33.5	32.9	34.5	10	8	2	26.5	24.0	44.4	64
65 Suicide (E963, E970-E979)	4	4	—	16.7	26.3	0	1	1	—	2.6	3.0	0	65
66 Homicide (E964, E980-E985)	6	2	4	25.1	13.2	46.0	3	1	2	7.9	3.0	44.4	66
67 All other diseases (residual)	28	19	9	117.2	125.0	103.4	24	15	9	63.5	45.0	200.0	67

TABLE XIV-B VITAL STATISTICS, BY CITY, BY RACE, GEORGIA, 1967  
POPULATION 10,000-74,999

ITEM	MILLEDGEVILLE						MOULTRIE						
	Number			Rate or Ratio *			Number			Rate or Ratio *			
	Total	White	Non-White	Total	White	Non-White	Total	White	Non-White	Total	White	Non-White	
1 Estimated population as of July 1	14,300	8,700	5,600				15,800	10,200	5,600				1
<b>LIVE BIRTHS</b>													
2 Total	305	132	173	21.3	15.2	30.9	300	157	143	19.0	15.4	25.5	2
3 Delivered in hospital	273	131	142	89.5%	99.2%	82.1%	185	155	30	61.7%	98.7%	21.0%	3
4 Delivered in home by physician	4	-	4	1.3%	0%	2.3%	1	-	1	0.3%	0%	0.7%	4
5 Delivered in home by midwife	27	1	26	8.9%	0.8%	15.0%	114	2	112	38.0%	1.3%	78.3%	5
6 Other deliveries	1	-	1	0.3%	0%	0.6%	-	-	-	0%	0%	0%	6
7 Immature births	31	5	26	101.6	37.9	150.3	23	4	19	76.7	25.5	132.9	7
8 Live births to unwed mothers	39	-	39	127.9	0	225.4	43	5	38	143.3	31.8	265.7	8
<b>FETAL DEATHS</b>													
9 Total	4	2	2	13.1	15.2	11.6	8	5	3	26.7	31.8	21.0	9
10 Under 20 weeks gestation	1	1	-	3.3	7.6	0	1	-	1	3.3	0	7.0	10
11 20-27 weeks gestation	-	-	-	0	0	0	1	-	1	3.3	0	7.0	11
12 28 weeks and more	1	-	1	3.3	0	5.8	5	4	1	16.7	25.5	7.0	12
13 Unknown length of gestation	2	1	1	6.6	7.6	5.8	1	1	-	3.3	6.4	0	13
<b>DEATHS</b>													
14 Total, all ages	132	76	56	923.1	873.6	1000.0	157	104	53	993.7	1019.6	946.4	14
15 Under 1 year	11	2	9	36.1	15.2	52.0	7	2	5	23.3	12.7	35.0	15
16 Under 28 days	7	2	5	23.0	15.2	28.9	4	1	3	13.3	6.4	21.0	16
17 Deaths from immaturity	-	-	-	0	0	0	1	-	1	3.3	0	7.0	17
18 1-4 years **	-	-	-	-	-	-	1	1	-	-	-	-	18
19 Maternal deaths	-	-	-	0	0	0	-	-	-	0	0	0	19
<b>CAUSE OF DEATH</b>													
20 Tuberculosis, all forms (001-019)	-	-	-	0	0	0	1	1	-	6.3	9.8	0	20
21 Syphilis and its sequelae (020-029)	-	-	-	0	0	0	-	-	-	0	0	0	21
22 Typhoid fever (040)	-	-	-	0	0	0	-	-	-	0	0	0	22
23 Dysentery, all forms (045-048)	-	-	-	0	0	0	-	-	-	0	0	0	23
24 Scarlet fever (050)	-	-	-	0	0	0	-	-	-	0	0	0	24
25 Streptococcal sore throat (051)	-	-	-	0	0	0	-	-	-	0	0	0	25
26 Diphtheria (055)	-	-	-	0	0	0	-	-	-	0	0	0	26
27 Whooping cough (056)	-	-	-	0	0	0	-	-	-	0	0	0	27
28 Meningococcal infections (057)	-	-	-	0	0	0	-	-	-	0	0	0	28
29 Acute poliomyelitis (080)	-	-	-	0	0	0	-	-	-	0	0	0	29
30 Acute infectious encephalitis (082)	-	-	-	0	0	0	-	-	-	0	0	0	30
31 Smallpox (084)	-	-	-	0	0	0	-	-	-	0	0	0	31
32 Measles (085)	-	-	-	0	0	0	-	-	-	0	0	0	32
33 Typhus and other rickettsial diseases (100-103, 105-108)	-	-	-	0	0	0	-	-	-	0	0	0	33
34 Rocky Mountain spotted fever (104)	-	-	-	0	0	0	-	-	-	0	0	0	34
35 Malaria (110-117)	-	-	-	0	0	0	-	-	-	0	0	0	35
36 All other diseases classified as infective and parasitic (030-039, 041-044, 049, 052-054, 059-074, 081, 083, 086-096, 120-138)	-	-	-	0	0	0	2	2	-	12.7	19.6	0	36
37 Malignant neoplasms, including neoplasms of lymphatic and haematopoietic tissues (140-205)	15	9	6	104.9	103.4	107.1	27	21	6	170.9	205.9	107.1	37
38 Benign and unspecified neoplasms (210-239)	-	-	-	0	0	0	-	-	-	0	0	0	38
39 Diabetes mellitus (260)	2	2	-	14.0	23.0	0	2	1	1	12.7	9.8	17.9	39
40 Pellagra (281)	-	-	-	0	0	0	-	-	-	0	0	0	40
41 Anemias (290-293)	-	-	-	0	0	0	-	-	-	0	0	0	41
42 Vascular lesions affecting central nervous system (330-334)	13	7	6	90.9	80.5	107.1	17	7	10	107.6	68.6	178.6	42
43 Nonmeningococcal meningitis (340)	-	-	-	0	0	0	-	-	-	0	0	0	43
44 Rheumatic fever (400-402)	-	-	-	0	0	0	-	-	-	0	0	0	44
45 Heart diseases (410-443)	46	31	15	321.7	356.3	267.9	58	40	18	367.1	392.2	321.4	45
46 Hypertension without mention of heart (444-447)	-	-	-	0	0	0	-	-	-	0	0	0	46
47 Influenza and pneumonia (480-483, 490-493)	19	8	11	132.9	92.0	196.4	3	1	2	19.0	9.8	35.7	47
48 Bronchitis (500-502)	-	-	-	0	0	0	1	1	-	6.3	9.8	0	48
49 Ulcer of stomach and duodenum (540, 541)	-	-	-	0	0	0	-	-	-	0	0	0	49
50 Appendicitis (550-553)	-	-	-	0	0	0	-	-	-	0	0	0	50
51 Intestinal obstruction and hernia (560, 561, 570)	-	-	-	0	0	0	1	-	1	6.3	0	17.9	51
52 Gastritis, duodenitis, enteritis and colitis (except diarrhea of the newborn) (543, 571, 572)	-	-	-	0	0	0	-	-	-	0	0	0	52
53 Cirrhosis of liver (581)	2	1	1	14.0	11.5	17.9	2	2	-	12.7	19.6	0	53
54 Nephritis and nephrosis (590-594)	1	-	1	7.0	0	17.9	-	-	-	0	0	0	54
55 Hyperplasia of prostate (610)	-	-	-	0	0	0	-	-	-	0	0	0	55
56 Complications of pregnancy, childbirth and the puerperium (640-652, 670-689)	-	-	-	0	0	0	-	-	-	0	0	0	56
57 Congenital malformations (750-759)	-	-	-	0	0	0	-	-	-	0	0	0	57
58 Birth injuries, postnatal asphyxia and atelectasis (760-762)	4	2	2	28.0	23.0	35.7	2	1	1	12.7	9.8	17.9	58
59 Infection of the newborn (763-768)	-	-	-	0	0	0	1	-	1	6.3	0	17.9	59
60 Other diseases peculiar to early infancy, and immaturity unqualified (769-776)	2	-	2	14.0	0	35.7	1	-	1	6.3	0	17.9	60
61 Senility, without mention of psychosis (794)	-	-	-	0	0	0	-	-	-	0	0	0	61
62 Ill-defined and unknown causes (780-793, 795)	-	-	-	0	0	0	3	3	-	19.0	29.4	0	62
63 Motor vehicle accidents (E810-E835)	6	6	-	42.0	69.0	0	7	6	1	44.3	58.8	17.9	63
64 All other accidents (E800-E802, E840-E962)	6	3	3	42.0	34.5	53.6	7	5	2	44.3	49.0	35.7	64
65 Suicide (E963, E970-E979)	-	-	-	0	0	0	4	4	-	25.3	39.2	0	65
66 Homicide (E964, E980-E985)	2	-	2	14.0	0	35.7	4	-	4	25.3	0	71.4	66
67 All other diseases (residual)	14	7	7	97.9	80.5	125.0	14	9	5	88.6	88.2	89.3	67

110 TABLE XIV-B VITAL STATISTICS, BY CITY, BY RACE, GEORGIA, 1967  
POPULATION 10,000-74,999

ITEM	NEWNAN						ROME						
	Number			Rate or Ratio *			Number			Rate or Ratio *			
	Total	White	Non-White	Total	White	Non-White	Total	White	Non-White	Total	White	Non-White	
1 Estimated population as of July 1	13,200	8,100	5,100				33,500	24,800	8,700				1
<b>LIVE BIRTHS</b>													
2 Total	195	110	85	14.8	13.6	16.7	585	416	169	17.5	16.8	19.4	2
3 Delivered in hospital	173	110	63	88.7%	100.0%	74.1%	585	416	169	100.0%	100.0%	100.0%	3
4 Delivered in home by physician	1	—	1	0.5%	0%	1.2%	—	—	—	0%	0%	0%	4
5 Delivered in home by midwife	21	—	21	10.8%	0%	24.7%	—	—	—	0%	0%	0%	5
6 Other deliveries	—	—	—	0%	0%	0%	—	—	—	0%	0%	0%	6
7 Immature births	28	13	15	143.6	118.2	176.5	53	31	22	90.6	74.5	130.2	7
8 Live births to unwed mothers	24	2	22	123.1	18.2	258.8	49	7	42	83.8	16.8	248.5	8
<b>FETAL DEATHS</b>													
9 Total	2	1	1	10.3	9.1	11.8	8	5	3	13.7	12.0	17.8	9
10 Under 20 weeks gestation	—	—	—	0	0	0	—	—	—	0	0	0	10
11 20-27 weeks gestation	—	—	—	0	0	0	2	1	1	3.4	2.4	5.9	11
12 28 weeks and more	1	1	—	5.1	9.1	0	6	4	2	10.3	9.6	11.8	12
13 Unknown length of gestation	1	—	1	5.1	0	11.8	—	—	—	0	0	0	13
<b>DEATHS</b>													
14 Total, all ages	127	67	60	962.1	827.2	1176.5	366	290	76	1092.5	169.4	873.6	14
15 Under 1 year	4	2	2	20.5	18.2	23.5	21	18	3	35.9	43.3	17.8	15
16 Under 28 days	4	2	2	20.5	18.2	23.5	13	11	2	22.2	26.4	11.8	16
17 Deaths from immaturity	2	1	1	10.3	9.1	11.8	4	2	2	6.8	4.8	11.8	17
18 1-4 years **	1	1	—	—	—	—	—	—	—	—	—	—	18
19 Maternal deaths	—	—	—	0	0	0	—	—	—	0	0	0	19
<b>CAUSE OF DEATH</b>													
20 Tuberculosis, all forms (001-019)	1	1	—	7.6	12.3	0	3	2	1	9.0	8.1	11.5	20
21 Syphilis and its sequelae (020-029)	—	—	—	0	0	0	1	1	—	3.0	4.0	0	21
22 Typhoid fever (040)	—	—	—	0	0	0	—	—	—	0	0	0	22
23 Dysentery, all forms (045-048)	—	—	—	0	0	0	—	—	—	0	0	0	23
24 Scarlet fever (050)	—	—	—	0	0	0	—	—	—	0	0	0	24
25 Streptococcal sore throat (051)	—	—	—	0	0	0	—	—	—	0	0	0	25
26 Diphtheria (055)	—	—	—	0	0	0	—	—	—	0	0	0	26
27 Whooping cough (056)	—	—	—	0	0	0	—	—	—	0	0	0	27
28 Meningococcal infections (057)	—	—	—	0	0	0	—	—	—	0	0	0	28
29 Acute poliomyelitis (080)	—	—	—	0	0	0	—	—	—	0	0	0	29
30 Acute infectious encephalitis (082)	—	—	—	0	0	0	—	—	—	0	0	0	30
31 Smallpox (084)	—	—	—	0	0	0	—	—	—	0	0	0	31
32 Measles (085)	—	—	—	0	0	0	—	—	—	0	0	0	32
33 Typhus and other rickettsial diseases (100-103, 105-108)	—	—	—	0	0	0	—	—	—	0	0	0	33
34 Rocky Mountain spotted fever (104)	—	—	—	0	0	0	—	—	—	0	0	0	34
35 Malaria (110-117)	—	—	—	0	0	0	—	—	—	0	0	0	35
36 All other diseases classified as infective and parasitic (030-039, 041-044, 049, 052-054, 059-074, 081, 083, 086-096, 120-138)	2	2	—	15.2	24.7	0	1	1	—	3.0	4.0	0	36
37 Malignant neoplasms, including neoplasms of lymphatic and haematopoietic tissues (140-205)	17	14	3	128.8	172.8	58.8	58	51	7	173.1	205.6	80.5	37
38 Benign and unspecified neoplasms (210-239)	—	—	—	0	0	0	2	1	1	6.0	4.0	11.5	38
39 Diabetes mellitus (260)	3	—	3	22.7	0	58.8	5	3	2	14.9	12.1	23.0	39
40 Pellagra (281)	—	—	—	0	0	0	—	—	—	0	0	0	40
41 Anemias (290-293)	—	—	—	0	0	0	—	—	—	0	0	0	41
42 Vascular lesions affecting central nervous system (330-334)	24	6	18	181.8	74.1	352.9	50	39	11	149.3	157.3	126.4	42
43 Nonmeningococcal meningitis (340)	—	—	—	0	0	0	2	2	—	6.0	8.1	0	43
44 Rheumatic fever (400-402)	—	—	—	0	0	0	—	—	—	0	0	0	44
45 Heart diseases (410-443)	29	20	9	219.7	246.9	176.5	123	101	22	367.2	407.3	252.9	45
46 Hypertension without mention of heart (444-447)	1	—	1	7.6	0	19.6	—	—	—	0	0	0	46
47 Influenza and pneumonia (480-483, 490-493)	3	2	1	22.7	24.7	19.6	15	11	4	44.8	44.4	46.0	47
48 Bronchitis (500-502)	1	1	—	7.6	12.3	0	1	1	—	3.0	4.0	0	48
49 Ulcer of stomach and duodenum (540, 541)	—	—	—	0	0	0	2	2	—	6.0	8.1	0	49
50 Appendicitis (550-553)	—	—	—	0	0	0	—	—	—	0	0	0	50
51 Intestinal obstruction and hernia (560, 561, 570)	—	—	—	0	0	0	—	—	—	0	0	0	51
52 Gastritis, duodenitis, enteritis and colitis (except diarrhea of the newborn) (543, 571, 572)	1	1	—	7.6	12.3	0	5	2	3	14.9	8.1	34.5	52
53 Cirrhosis of liver (581)	—	—	—	0	0	0	—	—	—	0	0	0	53
54 Nephritis and nephrosis (590-594)	1	1	—	7.6	0	19.6	2	2	—	6.0	8.1	0	54
55 Hyperplasia of prostate (610)	—	—	—	0	0	0	—	—	—	0	0	0	55
56 Complications of pregnancy, childbirth and the puerperium (640-652, 670-689)	—	—	—	0	0	0	—	—	—	0	0	0	56
57 Congenital malformations (750-759)	—	—	—	0	0	0	6	5	1	17.9	20.2	11.5	57
58 Birth injuries, postnatal asphyxia and atelectasis (760-762)	1	1	—	7.6	12.3	0	2	2	—	6.0	8.1	0	58
59 Infection of the newborn (763-768)	—	—	—	0	0	0	2	2	—	6.0	8.1	0	59
60 Other diseases peculiar to early infancy, and immaturity unqualified (769-776)	3	1	2	22.7	12.3	39.2	7	5	2	20.9	20.2	23.0	60
61 Senility, without mention of psychosis (794)	—	—	—	0	0	0	—	—	—	0	0	0	61
62 Ill-defined and unknown causes (780-793, 795)	9	1	8	68.2	12.3	156.9	7	4	3	20.9	16.1	34.5	62
63 Motor vehicle accidents (E810-E835)	5	4	1	37.9	49.4	19.6	13	13	—	38.8	52.4	0	63
64 All other accidents (E800-E802, E840-E962)	7	5	2	53.0	61.7	39.2	12	7	5	35.8	28.2	57.5	64
65 Suicide (E963, E970-E979)	1	1	—	7.6	12.3	0	—	—	—	0	0	0	65
66 Homicide (E964, E980-E985)	1	—	1	7.6	0	19.6	5	2	3	14.9	8.1	34.5	66
67 All other diseases (residual)	1.6	7	9	121.2	86.4	176.5	41	30	11	122.4	121.0	126.4	67

TABLE XIV-B VITAL STATISTICS, BY CITY, BY RACE, GEORGIA, 1967  
POPULATION 10,000-74,999

ITEM	SMYRNA						THOMASTON						
	Number			Rate or Ratio *			Number			Rate or Ratio *			
	Total	White	Non-White	Total	White	Non-White	Total	White	Non-White	Total	White	Non-White	
1 Estimated population as of July 1	15,300	15,300	0				10,500	8,100	2,400				1
<b>LIVE BIRTHS</b>													
2 Total	314	311	3	20.5	20.3	...	160	111	49	15.2	13.7	20.4	2
3 Delivered in hospital	314	311	3	100.0%	100.0%	100.0%	131	107	24	81.9%	96.4%	49.0%	3
4 Delivered in home by physician	-	-	-	0%	0%	0%	1	1	-	0.6%	0.9%	0%	4
5 Delivered in home by midwife	-	-	-	0%	0%	0%	27	3	24	16.9%	2.7%	49.0%	5
6 Other deliveries	-	-	-	0%	0%	0%	1	-	1	0.6%	0%	2.0%	6
7 Immature births	31	31	-	98.7	99.7	0	17	9	8	106.3	81.1	163.3	7
8 Live births to unwed mothers	11	11	-	35.0	35.4	0	16	2	14	100.0	18.0	285.7	8
<b>FETAL DEATHS</b>													
9 Total	7	6	1	22.3	19.3	333.3	2	1	1	12.5	9.0	20.4	9
10 Under 20 weeks gestation	2	2	-	6.4	6.4	0	-	-	-	0	0	0	10
11 20-27 weeks gestation	1	-	1	3.2	0	333.3	1	1	-	6.3	9.0	0	11
12 28 weeks and more	2	2	-	6.4	6.4	0	1	-	1	6.3	0	20.4	12
13 Unknown length of gestation	2	2	-	6.4	6.4	0	-	-	-	0	0	0	13
<b>DEATHS</b>													
14 Total, all ages	83	83	-	542.5	542.5	...	120	89	31	142.9	1098.8	1291.7	14
15 Under 1 year	15	15	-	47.8	48.2	0	5	3	2	31.3	27.0	40.8	15
16 Under 28 days	13	13	-	41.4	41.8	0	2	2	-	12.5	18.0	0	16
17 Deaths from immaturity	4	4	-	12.7	12.9	0	-	-	-	0	0	0	17
18 1-4 years **	-	-	-	0	0	0	-	-	-	0	0	0	18
19 Maternal deaths	-	-	-	0	0	0	-	-	-	0	0	0	19
<b>CAUSE OF DEATH</b>													
20 Tuberculosis, all forms (001-019)	-	-	-	0	0	...	-	-	-	0	0	0	20
21 Syphilis and its sequelae (020-029)	-	-	-	0	0	...	2	1	1	19.0	12.3	41.7	21
22 Typhoid fever (040)	-	-	-	0	0	...	-	-	-	0	0	0	22
23 Dysentery, all forms (045-048)	-	-	-	0	0	...	-	-	-	0	0	0	23
24 Scarlet fever (050)	-	-	-	0	0	...	-	-	-	0	0	0	24
25 Streptococcal sore throat (051)	-	-	-	0	0	...	-	-	-	0	0	0	25
26 Diphtheria (055)	-	-	-	0	0	...	-	-	-	0	0	0	26
27 Whooping cough (056)	-	-	-	0	0	...	-	-	-	0	0	0	27
28 Meningococcal infections (057)	-	-	-	0	0	...	-	-	-	0	0	0	28
29 Acute poliomyelitis (080)	-	-	-	0	0	...	-	-	-	0	0	0	29
30 Acute infectious encephalitis (082)	-	-	-	0	0	...	-	-	-	0	0	0	30
31 Smallpox (084)	-	-	-	0	0	...	-	-	-	0	0	0	31
32 Measles (085)	-	-	-	0	0	...	-	-	-	0	0	0	32
33 Typhus and other rickettsial diseases (100-103, 105-108)	-	-	-	0	0	...	-	-	-	0	0	0	33
34 Rocky Mountain spotted fever (104)	-	-	-	0	0	...	-	-	-	0	0	0	34
35 Malaria (110-117)	-	-	-	0	0	...	-	-	-	0	0	0	35
36 All other diseases classified as infective and parasitic (030-039, 041-044, 049, 052-054, 059-074, 081, 083, 086-096, 120-138)	1	1	-	6.5	6.5	...	-	-	-	0	0	0	36
37 Malignant neoplasms, including neoplasms of lymphatic and haematopoietic tissues (140-205)	15	15	-	98.0	98.0	...	15	12	3	142.9	148.1	125.0	37
38 Benign and unspecified neoplasms (210-239)	-	-	-	0	0	...	-	-	-	0	0	0	38
39 Diabetes mellitus (260)	-	-	-	0	0	...	3	2	1	28.6	24.7	41.7	39
40 Pellagra (281)	-	-	-	0	0	...	-	-	-	0	0	0	40
41 Anemias (290-293)	-	-	-	0	0	...	-	-	-	0	0	0	41
42 Vascular lesions affecting central nervous system (330-334)	6	6	-	39.2	39.2	...	23	16	7	219.0	197.5	291.7	42
43 Nonmeningococcal meningitis (340)	-	-	-	0	0	...	-	-	-	0	0	0	43
44 Rheumatic fever (400-402)	-	-	-	0	0	...	-	-	-	0	0	0	44
45 Heart diseases (410-443)	29	29	-	189.5	189.5	...	44	35	9	419.0	432.1	375.0	45
46 Hypertension without mention of heart (444-447)	-	-	-	0	0	...	1	1	-	9.5	12.3	0	46
47 Influenza and pneumonia (480-483, 490-493)	2	2	-	13.1	13.1	...	2	1	1	19.0	12.3	41.7	47
48 Bronchitis (500-502)	-	-	-	0	0	...	-	-	-	0	0	0	48
49 Ulcer of stomach and duodenum (540, 541)	2	2	-	13.1	13.1	...	-	-	-	0	0	0	49
50 Appendicitis (550-553)	-	-	-	0	0	...	-	-	-	0	0	0	50
51 Intestinal obstruction and hernia (560, 561, 570)	1	1	-	6.5	6.5	...	-	-	-	0	0	0	51
52 Gastritis, duodenitis, enteritis and colitis (except diarrhea of the newborn) (543, 571, 572)	1	1	-	6.5	6.5	...	-	-	-	0	0	0	52
53 Cirrhosis of liver (581)	-	-	-	0	0	...	-	-	-	0	0	0	53
54 Nephritis and nephrosis (590-594)	-	-	-	0	0	...	1	1	-	9.5	12.3	0	54
55 Hyperplasia of prostate (610)	-	-	-	0	0	...	-	-	-	0	0	0	55
56 Complications of pregnancy, childbirth and the puerperium (640-652, 670-689)	-	-	-	0	0	...	-	-	-	0	0	0	56
57 Congenital malformations (750-759)	3	3	-	19.6	19.6	...	1	1	-	9.5	12.3	0	57
58 Birth injuries, postnatal asphyxia and atelectasis (760-762)	2	2	-	13.1	13.1	...	1	1	-	9.5	12.3	0	58
59 Infection of the newborn (763-768)	-	-	-	0	0	...	-	-	-	0	0	0	59
60 Other diseases peculiar to early infancy, and immaturity unqualified (769-776)	6	6	-	39.2	39.2	...	2	1	1	19.0	12.3	41.7	60
61 Senility, without mention of psychosis (794)	-	-	-	0	0	...	-	-	-	0	0	0	61
62 Ill-defined and unknown causes (780-793, 795)	-	-	-	0	0	...	3	2	1	28.6	24.7	41.7	62
63 Motor vehicle accidents (E810-E835)	4	4	-	26.1	26.1	...	7	3	4	66.7	37.0	166.7	63
64 All other accidents (E800-E802, E840-E962)	1	1	-	6.5	6.5	...	2	2	-	19.0	24.7	0	64
65 Suicide (E963, E970-E979)	2	2	-	13.1	13.1	...	-	-	-	0	0	0	65
66 Homicide (E964, E980-E985)	-	-	-	0	0	...	1	1	-	9.5	12.3	0	66
67 All other diseases (residual)	6	6	-	39.2	39.2	...	11	8	3	104.8	98.8	125.0	67

112 TABLE XIV-B VITAL STATISTICS, BY CITY, BY RACE, GEORGIA, 1967  
POPULATION 10,000- 74,999

ITEM	THOMASVILLE						TIFTON						
	Number			Rate or Ratio *			Number			Rate or Ratio *			
	Total	White	Non-White	Total	White	Non-White	Total	White	Non-White	Total	White	Non-White	
1 Estimated population as of July 1	19,400	11,000	8,400				11,300	9,400	1,900				1
<b>LIVE BIRTHS</b>													
2 Total	315	147	168	16.2	13.4	20.0	270	211	59	23.9	22.4	31.1	2
3 Delivered in hospital	230	144	86	73.0%	98.0%	51.2%	248	209	39	91.9%	99.1%	66.1%	3
4 Delivered in home by physician	3	2	1	1.0%	1.4%	0.6%	1	—	1	0.4%	0%	1.7%	4
5 Delivered in home by midwife	82	1	81	26.0%	0.7%	48.2%	21	2	19	7.8%	0.9%	32.2%	5
6 Other deliveries	—	—	—	0%	0%	0%	—	—	—	0%	0%	0%	6
7 Immature births	32	6	26	101.6	40.8	154.8	18	14	4	66.7	66.4	67.8	7
8 Live births to unwed mothers	42	3	39	133.3	20.4	232.1	21	6	15	77.8	28.4	254.2	8
<b>FETAL DEATHS</b>													
9 Total	28	17	11	88.9	115.6	65.5	6	3	3	22.2	14.2	50.8	9
10 Under 20 weeks gestation	19	14	5	60.3	95.2	29.8	3	2	1	11.1	9.5	16.9	10
11 20-27 weeks gestation	1	1	—	3.2	6.8	0	—	—	—	0	0	0	11
12 28 weeks and more	7	2	5	22.2	13.6	29.8	3	1	2	11.1	4.7	33.9	12
13 Unknown length of gestation	1	—	1	3.2	0	6.0	—	—	—	0	0	0	13
<b>DEATHS</b>													
14 Total, all ages	212	117	95	1092.8	1063.6	1131.0	103	86	17	911.5	914.9	894.7	14
15 Under 1 year	11	3	8	34.9	20.4	47.6	7	4	3	25.9	19.0	50.8	15
16 Under 28 days	9	3	6	28.6	20.4	35.7	3	1	2	11.1	4.7	33.9	16
17 Deaths from immaturity	3	—	3	9.5	0	17.9	1	—	1	3.7	0	16.9	17
18 1-4 years * *	1	—	1	—	—	—	1	1	—	—	—	—	18
19 Maternal deaths	1	—	1	31.7	0	59.5	—	—	—	0	0	0	19
<b>CAUSE OF DEATH</b>													
20 Tuberculosis, all forms (001-019)	1	—	1	5.2	0	11.9	1	—	1	8.8	0	52.6	20
21 Syphilis and its sequelae (020-029)	—	—	—	0	0	0	1	1	—	8.8	10.6	0	21
22 Typhoid fever (040)	—	—	—	0	0	0	—	—	—	0	0	0	22
23 Dysentery, all forms (045-048)	—	—	—	0	0	0	—	—	—	0	0	0	23
24 Scarlet fever (050)	—	—	—	0	0	0	—	—	—	0	0	0	24
25 Streptococcal sore throat (051)	—	—	—	0	0	0	—	—	—	0	0	0	25
26 Diphtheria (055)	—	—	—	0	0	0	—	—	—	0	0	0	26
27 Whooping cough (056)	—	—	—	0	0	0	—	—	—	0	0	0	27
28 Meningococcal infections (057)	—	—	—	0	0	0	—	—	—	0	0	0	28
29 Acute poliomyelitis (080)	—	—	—	0	0	0	—	—	—	0	0	0	29
30 Acute infectious encephalitis (082)	—	—	—	0	0	0	—	—	—	0	0	0	30
31 Smallpox (084)	—	—	—	0	0	0	—	—	—	0	0	0	31
32 Measles (085)	—	—	—	0	0	0	—	—	—	0	0	0	32
33 Typhus and other rickettsial diseases (100-103, 105-108)	—	—	—	0	0	0	—	—	—	0	0	0	33
34 Rocky Mountain spotted fever (104)	—	—	—	0	0	0	—	—	—	0	0	0	34
35 Malaria (110-117)	—	—	—	0	0	0	—	—	—	0	0	0	35
36 All other diseases classified as infective and parasitic (030-039, 041-044, 049, 052-054, 059-074, 081, 083, 086-096, 120-138)	—	—	—	0	0	0	2	1	1	17.7	10.6	52.6	36
37 Malignant neoplasms, including neoplasms of lymphatic and hematopoietic tissues (140-205)	35	23	12	180.4	209.1	142.9	15	14	1	132.7	148.9	52.6	37
38 Benign and unspecified neoplasms (210-239)	—	—	—	0	0	0	—	—	—	0	0	0	38
39 Diabetes mellitus (260)	4	—	4	20.6	0	47.6	—	—	—	0	0	0	39
40 Pellagra (281)	—	—	—	0	0	0	—	—	—	0	0	0	40
41 Anemias (290-293)	—	—	—	0	0	0	—	—	—	0	0	0	41
42 Vascular lesions affecting central nervous system (330-334)	21	10	11	108.2	90.9	131.0	17	13	4	150.4	138.3	210.5	42
43 Nonmeningococcal meningitis (340)	—	—	—	0	0	0	—	—	—	0	0	0	43
44 Rheumatic fever (400-402)	—	—	—	0	0	0	—	—	—	0	0	0	44
45 Heart diseases (410-443)	78	48	30	402.1	436.4	357.1	31	29	2	274.3	308.5	105.3	45
46 Hypertension without mention of heart (444-447)	1	—	1	5.2	0	11.9	—	—	—	0	0	0	46
47 Influenza and pneumonia (480-483, 490-493)	9	3	6	46.4	27.3	71.4	4	4	—	35.4	42.6	0	47
48 Bronchitis (500-502)	—	—	—	0	0	0	—	—	—	0	0	0	48
49 Ulcer of stomach and duodenum (540, 541)	—	—	—	0	0	0	1	1	—	8.8	10.6	0	49
50 Appendicitis (550-553)	—	—	—	0	0	0	—	—	—	0	0	0	50
51 Intestinal obstruction and hernia (560, 561, 570)	1	1	—	5.2	9.1	0	1	1	—	8.8	10.6	0	51
52 Gastritis, duodenitis, enteritis and colitis (except diarrhea of the newborn) (543, 571, 572)	—	—	—	0	0	0	—	—	—	0	0	0	52
53 Cirrhosis of liver (581)	1	1	—	5.2	9.1	0	1	1	—	8.8	10.6	0	53
54 Nephritis and nephrosis (590-594)	4	2	2	20.6	18.2	23.8	—	—	—	0	0	0	54
55 Hyperplasia of prostate (610)	1	—	1	5.2	0	11.9	—	—	—	0	0	0	55
56 Complications of pregnancy, childbirth and the puerperium (640-652, 670-689)	1	—	1	5.2	0	11.9	—	—	—	0	0	0	56
57 Congenital malformations (750-759)	—	—	—	0	0	0	1	—	1	8.8	0	52.6	57
58 Birth injuries, postnatal asphyxia and atelectasis (760-762)	3	3	—	15.5	27.3	0	1	—	1	8.8	0	52.6	58
59 Infection of the newborn (763-768)	3	—	3	15.5	0	35.7	—	—	—	0	0	0	59
60 Other diseases peculiar to early infancy, and immaturity unqualified (769-776)	3	—	3	15.5	0	35.7	2	1	1	17.7	10.6	52.6	60
61 Senility, without mention of psychosis (794)	—	—	—	0	0	0	—	—	—	0	0	0	61
62 Ill-defined and unknown causes (780-793, 795)	2	—	2	10.3	0	23.8	2	—	2	17.7	0	105.3	62
63 Motor vehicle accidents (E810-E835)	12	10	2	61.9	90.9	23.8	3	3	—	26.5	31.9	0	63
64 All other accidents (E800-E802, E840-E962)	11	5	6	56.7	45.5	71.4	6	6	—	53.1	63.8	0	64
65 Suicide (E963, E970-E979)	3	3	—	15.5	27.3	0	1	1	—	8.8	10.6	0	65
66 Homicide (E964, E980-E985)	2	—	2	10.3	0	23.8	—	—	—	0	0	0	66
67 All other diseases (residual)	16	8	8	82.5	72.7	95.2	13	10	3	115.0	106.4	157.9	67

TABLE XIV-B VITAL STATISTICS, BY CITY, BY RACE, GEORGIA, 1967  
POPULATION 10,000- 74,999

ITEM	VALDOSTA						WARNER ROBINS					
	Number			Rate or Ratio *			Number			Rate or Ratio *		
	Total	White	Non-White	Total	White	Non-White	Total	White	Non-White	Total	White	Non-White
1 Estimated population as of July 1	32,400	20,200	12,200				26,400	24,700	1,700			
<b>LIVE BIRTHS</b>												
2 Total	765	480	285	23.6	23.8	23.4	650	582	68	24.6	23.6	40.0
3 Delivered in hospital	697	478	219	91.1%	99.6%	76.8%	641	582	59	98.6%	100.0%	86.8%
4 Delivered in home by physician	3	—	3	0.4%	0%	1.1%	1	—	1	0.2%	0%	1.5%
5 Delivered in home by midwife	65	2	63	8.5%	0.4%	22.1%	8	—	8	1.2%	0%	11.8%
6 Other deliveries	—	—	—	0%	0%	0%	—	—	—	0%	0%	0%
7 Immature births	67	32	35	87.6	66.7	122.8	55	43	12	84.6	73.9	176.5
8 Live births to unwed mothers	58	8	50	75.8	16.7	175.4	20	10	10	30.8	17.2	147.1
<b>FETAL DEATHS</b>												
9 Total	27	7	20	35.3	14.6	70.2	11	9	2	16.9	15.5	29.4
10 Under 20 weeks gestation	11	4	7	14.4	8.3	24.6	—	—	—	0	0	0
11 20-27 weeks gestation	4	—	4	5.2	0	14.0	1	1	—	1.5	1.7	0
12 28 weeks and more	9	2	7	11.8	4.2	24.6	9	7	2	13.8	12.0	29.4
13 Unknown length of gestation	3	1	2	3.9	2.1	7.0	1	1	—	1.5	1.7	0
<b>DEATHS</b>												
14 Total, all ages	287	160	127	885.8	792.1	1041.0	139	129	10	526.5	522.3	588.2
15 Under 1 year	16	6	10	20.9	12.5	35.1	17	15	2	26.2	25.8	29.4
16 Under 28 days	10	5	5	13.1	10.4	17.5	14	13	1	21.5	22.3	14.7
17 Deaths from immaturity	4	2	2	5.2	4.2	7.0	2	2	—	3.1	3.4	0
18 1-4 years **	4	2	2	—	—	—	1	1	—	—	—	—
19 Maternal deaths	—	—	—	0	0	0	—	—	—	0	0	0
<b>CAUSE OF DEATH</b>												
20 Tuberculosis, all forms (001-019)	—	—	—	0	0	0	1	1	—	3.8	4.0	0
21 Syphilis and its sequelae (020-029)	—	—	—	0	0	0	—	—	—	0	0	0
22 Typhoid fever (040)	—	—	—	0	0	0	—	—	—	0	0	0
23 Dysentery, all forms (045-048)	—	—	—	0	0	0	—	—	—	0	0	0
24 Scarlet fever (050)	—	—	—	0	0	0	—	—	—	0	0	0
25 Streptococcal sore throat (051)	—	—	—	0	0	0	—	—	—	0	0	0
26 Diphtheria (055)	—	—	—	0	0	0	—	—	—	0	0	0
27 Whooping cough (056)	—	—	—	0	0	0	—	—	—	0	0	0
28 Meningococcal infections (057)	—	—	—	0	0	0	—	—	—	0	0	0
29 Acute poliomyelitis (080)	—	—	—	0	0	0	—	—	—	0	0	0
30 Acute infectious encephalitis (082)	—	—	—	0	0	0	—	—	—	0	0	0
31 Smallpox (084)	—	—	—	0	0	0	—	—	—	0	0	0
32 Measles (085)	—	—	—	0	0	0	—	—	—	0	0	0
33 Typhus and other rickettsial diseases (100-103, 105-108)	—	—	—	0	0	0	—	—	—	0	0	0
34 Rocky Mountain spotted fever (104)	—	—	—	0	0	0	—	—	—	0	0	0
35 Malaria (110-117)	—	—	—	0	0	0	—	—	—	0	0	0
36 All other diseases classified as infective and parasitic (030-039, 041-044, 049, 052-054, 059-074, 081, 083, 086-096, 120-138)	1	1	—	3.1	5.0	0	—	—	—	0	0	0
37 Malignant neoplasms, including neoplasms of lymphatic and haematopoietic tissues (140-205)	49	30	19	151.2	148.5	155.7	21	20	1	79.5	81.0	58.8
38 Benign and unspecified neoplasms (210-239)	—	—	—	0	0	0	—	—	—	0	0	0
39 Diabetes mellitus (260)	6	1	5	18.5	5.0	41.0	—	—	—	0	0	0
40 Pellagra (281)	—	—	—	0	0	0	—	—	—	0	0	0
41 Anemias (290-293)	1	—	1	3.1	0	8.2	—	—	—	0	0	0
42 Vascular lesions affecting central nervous system (330-334)	29	12	17	89.5	59.4	139.3	10	8	2	37.9	32.4	117.6
43 Nonmeningococcal meningitis (340)	1	—	1	3.1	0	8.2	—	—	—	0	0	0
44 Rheumatic fever (400-402)	—	—	—	0	0	0	—	—	—	0	0	0
45 Heart diseases (410-443)	93	61	32	287.0	302.0	262.3	43	42	1	162.9	170.0	58.8
46 Hypertension without mention of heart (444-447)	5	1	4	15.4	5.0	32.8	—	—	—	0	0	0
47 Influenza and pneumonia (480-483, 490-493)	12	4	8	37.0	19.8	65.6	5	3	2	18.9	12.1	117.6
48 Bronchitis (500-502)	—	—	—	0	0	0	1	1	—	3.8	4.0	0
49 Ulcer of stomach and duodenum (540, 541)	1	—	1	3.1	0	8.2	2	2	—	7.6	8.1	0
50 Appendicitis (550-553)	1	—	1	3.1	0	8.2	—	—	—	0	0	0
51 Intestinal obstruction and hernia (560, 561, 570)	—	—	—	0	0	0	3	2	1	11.4	8.1	58.8
52 Gastritis, duodenitis, enteritis and colitis (except diarrhea of the newborn) (543, 571, 572)	—	—	—	0	0	0	2	2	—	7.6	8.1	0
53 Cirrhosis of liver (581)	3	2	1	9.3	9.9	8.2	4	4	—	15.2	16.2	0
54 Nephritis and nephrosis (590-594)	—	—	—	0	0	0	—	—	—	0	0	0
55 Hyperplasia of prostate (610)	2	2	—	6.2	9.9	0	—	—	—	0	0	0
56 Complications of pregnancy, childbirth and the puerperium (640-652, 670-689)	—	—	—	0	0	0	—	—	—	0	0	0
57 Congenital malformations (750-759)	1	—	1	3.1	0	8.2	1	1	—	3.8	4.0	0
58 Birth injuries, postnatal asphyxia and atelectasis (760-762)	3	1	2	9.3	5.0	16.4	7	6	1	26.5	24.3	58.8
59 Infection of the newborn (763-768)	—	—	—	0	0	0	1	1	—	3.8	4.0	0
60 Other diseases peculiar to early infancy, and immaturity unqualified (769-776)	5	3	2	15.4	14.9	16.4	5	5	—	18.9	20.2	0
61 Senility, without mention of psychosis (794)	5	1	4	15.4	5.0	32.8	—	—	—	0	0	0
62 Ill-defined and unknown causes (780-793, 795)	10	2	8	30.9	9.9	65.6	2	2	—	7.6	8.1	0
63 Motor vehicle accidents (E810-E835)	8	5	3	24.7	24.8	24.6	8	8	—	30.3	32.4	0
64 All other accidents (E800-E802, E840-E862)	12	9	3	37.0	44.6	24.6	3	2	1	11.4	8.1	58.8
65 Suicide (E963, E970-E979)	1	—	—	3.1	5.0	0	4	4	—	15.2	16.2	0
66 Homicide (E964, E980-E985)	2	1	1	6.2	5.0	8.2	—	—	—	0	0	0
67 All other diseases (residual)	36	23	13	111.1	113.9	106.6	16	15	1	60.6	60.7	58.8

114 TABLE XIV-B VITAL STATISTICS, BY CITY, BY RACE, GEORGIA, 1967  
POPULATION 10,000- 74,999

ITEM	WAYCROSS												
	Number			Rate or Ratio *			Number			Rate or Ratio *			
	Total	White	Non-White	Total	White	Non-White	Total	White	Non-White	Total	White	Non-White	
1 Estimated population as of July 1	21,200	13,800	7,400										1
<b>LIVE BIRTHS</b>													
2 Total	355	206	149	16.7	14.9	20.1							2
3 Delivered in hospital	355	206	149	100.0%	100.0%	100.0%							3
4 Delivered in home by physician	-	-	-	0%	0%	0%							4
5 Delivered in home by midwife	-	-	-	0%	0%	0%							5
6 Other deliveries	-	-	-	0%	0%	0%							6
7 Immature births	32	14	18	90.1	68.0	120.8							7
8 Live births to unwed mothers	44	6	38	123.9	29.1	255.0							8
<b>FETAL DEATHS</b>													
9 Total	24	10	14	67.6	48.5	94.0							9
10 Under 20 weeks gestation	14	8	6	39.4	38.8	40.3							10
11 20-27 weeks gestation	5	1	4	14.1	4.9	26.8							11
12 28 weeks and more	4	1	3	11.3	4.9	20.1							12
13 Unknown length of gestation	1	-	1	2.8	0	6.7							13
<b>DEATHS</b>													
14 Total, all ages	223	142	81	1051.9	1029.0	1094.6							14
15 Under 1 year	10	6	4	28.2	29.1	26.8							15
16 Under 28 days	7	5	2	19.7	24.3	13.4							16
17 Deaths from immaturity	1	1	-	2.8	4.9	0							17
18 1-4 years **	3	1	2										18
19 Maternal deaths	1	-	1	28.2	0	67.1							19
<b>CAUSE OF DEATH</b>													
20 Tuberculosis, all forms (001-019)	-	-	-	0	0	0							20
21 Syphilis and its sequelae (020-029)	-	-	-	0	0	0							21
22 Typhoid fever (040)	-	-	-	0	0	0							22
23 Dysentery, all forms (045-048)	-	-	-	0	0	0							23
24 Scarlet fever (050)	-	-	-	0	0	0							24
25 Streptococcal sore throat (051)	-	-	-	0	0	0							25
26 Diphtheria (055)	-	-	-	0	0	0							26
27 Whooping cough (056)	-	-	-	0	0	0							27
28 Meningococcal infections (057)	-	-	-	0	0	0							28
29 Acute poliomyelitis (080)	-	-	-	0	0	0							29
30 Acute infectious encephalitis (082)	-	-	-	0	0	0							30
31 Smallpox (084)	-	-	-	0	0	0							31
32 Measles (085)	-	-	-	0	0	0							32
33 Typhus and other rickettsial diseases (100-103, 105-108)	-	-	-	0	0	0							33
34 Rocky Mountain spotted fever (104)	-	-	-	0	0	0							34
35 Malaria (110-117)	-	-	-	0	0	0							35
36 All other diseases classified as infective and parasitic (030-039, 041-044, 049, 052-054, 059-074, 081, 083, 086-096, 120-138)	2	-	2	9.4	0	27.0							36
37 Malignant neoplasms, including neoplasms of lymphatic and haemopoietic tissues (140-205)	31	21	10	146.2	152.2	135.1							37
38 Benign and unspecified neoplasms (210-239)	-	-	-	0	0	0							38
39 Diabetes mellitus (260)	4	1	3	18.9	7.2	40.5							39
40 Pellagra (281)	-	-	-	0	0	0							40
41 Anemias (290-293)	-	-	-	0	0	0							41
42 Vascular lesions affecting central nervous system (330-334)	19	11	8	89.6	79.7	108.1							42
43 Nonmeningococcal meningitis (340)	1	1	-	4.7	7.2	0							43
44 Rheumatic fever (400-402)	1	-	1	4.7	0	13.5							44
45 Heart diseases (410-443)	84	52	32	396.2	376.8	432.4							45
46 Hypertension without mention of heart (444-447)	2	2	-	9.4	14.5	0							46
47 Influenza and pneumonia (480-483, 490-493)	13	9	4	61.3	65.2	54.1							47
48 Bronchitis (500-502)	1	-	1	4.7	0	13.5							48
49 Ulcer of stomach and duodenum (540, 541)	2	1	1	9.4	7.2	13.5							49
50 Appendicitis (550-553)	-	-	-	0	0	0							50
51 Intestinal obstruction and hernia (560, 561, 570)	3	2	1	14.2	14.5	13.5							51
52 Gastritis, duodenitis, enteritis and colitis (except diarrhea of the newborn) (543, 571, 572)	1	1	-	4.7	7.2	0							52
53 Cirrhosis of liver (581)	6	5	1	28.3	36.2	13.5							53
54 Nephritis and nephrosis (590-594)	2	1	1	9.4	7.2	13.5							54
55 Hyperplasia of prostate (610)	-	-	-	0	0	0							55
56 Complications of pregnancy, childbirth and the puerperium (640-652, 670-689)	1	-	1	4.7	0	13.5							56
57 Congenital malformations (750-759)	-	-	-	0	0	0							57
58 Birth injuries, postnatal asphyxia and atelectasis (760-762)	3	2	1	14.2	14.5	13.5							58
59 Infection of the newborn (763-768)	2	1	1	9.4	7.2	13.5							59
60 Other diseases peculiar to early infancy, and immaturity unqualified (769-776)	1	1	-	4.7	7.2	0							60
61 Senility, without mention of psychosis (794)	-	-	-	0	0	0							61
62 Ill-defined and unknown causes (780-793, 795)	-	-	-	0	0	0							62
63 Motor vehicle accidents (E810-E835)	4	4	-	18.9	29.0	0							63
64 All other accidents (E800-E802, E840-E962)	9	6	3	42.5	43.5	40.5							64
65 Suicide (E963, E970-E979)	1	1	-	4.7	7.2	0							65
66 Homicide (E964, E980-E985)	3	-	3	14.2	0	40.5							66
67 All other diseases (residual)	27	20	7	127.4	144.9	94.6							67



TABLE XIV-C VITAL STATISTICS, BY CITY, BY RACE, GEORGIA, 1967  
POPULATION 2,500-9,999

ITEM	ADEL						ALMA						
	Number			Rate or Ratio *			Number			Rate or Ratio *			
	Total	White	Non-White	Total	White	Non-White	Total	White	Non-White	Total	White	Non-White	
1 Estimated population as of July 1	5,100	3,000	2,100				3,900	3,200	700				1
<b>LIVE BIRTHS</b>													
2 Total	120	54	66	23.5	18.0	31.4	71	54	17	13.2	16.9	24.3	2
3 Delivered in hospital	112	54	58	93.3%	100.0%	87.9%	69	54	15	97.2%	100.0%	88.2%	3
4 Delivered in home by physician	1	—	1	0.8%	0%	1.5%	—	—	—	0%	0%	0%	4
5 Delivered in home by midwife	7	—	7	5.8%	0%	10.6%	2	—	2	2.8%	0%	11.8%	5
6 Other deliveries	—	—	—	0%	0%	0%	—	—	—	0%	0%	0%	6
7 Immature births	15	5	10	125.0	92.6	151.5	7	4	3	93.6	74.1	176.5	7
8 Live births to unwed mothers	18	—	18	150.0	0	272.7	12	4	8	169.0	74.1	470.6	8
<b>FETAL DEATHS</b>													
9 Total	6	1	5	50.0	18.5	75.8	—	—	—	0	0	0	9
10 Under 20 weeks gestation	2	1	1	16.7	18.5	15.2	—	—	—	0	0	0	10
11 20-27 weeks gestation	3	—	3	25.0	0	45.5	—	—	—	0	0	0	11
12 28 weeks and more	1	—	1	8.3	0	15.2	—	—	—	0	0	0	12
13 Unknown length of gestation	—	—	—	0	0	0	—	—	—	0	0	0	13
<b>DEATHS</b>													
14 Total, all ages	50	31	19	980.4	1033.3	904.8	33	25	8	846.2	781.3	1142.9	14
15 Under 1 year	4	1	3	33.3	18.5	45.5	—	—	—	0	0	0	15
16 Under 28 days	1	1	—	8.3	18.5	0	—	—	—	0	0	0	16
17 Deaths from immaturity	1	1	—	8.3	18.5	0	—	—	—	0	0	0	17
18 1-4 years * -	2	—	2	—	—	—	—	—	—	—	—	—	18
19 Maternal deaths	—	—	—	0	0	0	—	—	—	0	0	0	19
<b>CAUSE OF DEATH</b>													
20 Tuberculosis, all forms (001-019)	—	—	—	0	0	0	1	1	—	25.6	31.3	0	20
21 Syphilis and its sequelae (020-029)	1	—	1	19.6	0	47.6	—	—	—	0	0	0	21
22 Typhoid fever (040)	—	—	—	0	0	0	—	—	—	0	0	0	22
23 Dysentery, all forms (045-048)	—	—	—	0	0	0	—	—	—	0	0	0	23
24 Scarlet fever (050)	—	—	—	0	0	0	—	—	—	0	0	0	24
25 Streptococcal sore throat (051)	—	—	—	0	0	0	—	—	—	0	0	0	25
26 Diphtheria (055)	—	—	—	0	0	0	—	—	—	0	0	0	26
27 Whooping cough (056)	—	—	—	0	0	0	—	—	—	0	0	0	27
28 Meningococcal infections (057)	—	—	—	0	0	0	—	—	—	0	0	0	28
29 Acute poliomyelitis (080)	—	—	—	0	0	0	—	—	—	0	0	0	29
30 Acute infectious encephalitis (082)	—	—	—	0	0	0	—	—	—	0	0	0	30
31 Smallpox (084)	—	—	—	0	0	0	—	—	—	0	0	0	31
32 Measles (085)	—	—	—	0	0	0	—	—	—	0	0	0	32
33 Typhus and other rickettsial diseases (100-103, 105-108)	—	—	—	0	0	0	—	—	—	0	0	0	33
34 Rocky Mountain spotted fever (104)	—	—	—	0	0	0	—	—	—	0	0	0	34
35 Malaria (110-117)	—	—	—	0	0	0	—	—	—	0	0	0	35
36 All other diseases classified as infective and parasitic (030-039, 041-044, 049, 052-054, 059-074, 081, 083, 086-096, 120-138)	1	—	1	19.6	0	47.6	—	—	—	0	0	0	36
37 Malignant neoplasms, including neoplasms of lymphatic and haemopoietic tissues (140-205)	6	3	3	117.6	100.0	142.9	5	2	3	128.2	52.5	428.6	37
38 Benign and unspecified neoplasms (210-239)	—	—	—	0	0	0	—	—	—	0	0	0	38
39 Diabetes mellitus (260)	—	—	—	0	0	0	1	1	—	25.6	31.3	0	39
40 Pellagra (281)	—	—	—	0	0	0	—	—	—	0	0	0	40
41 Anemias (290-293)	—	—	—	0	0	0	—	—	—	0	0	0	41
42 Vascular lesions affecting central nervous system (330-334)	9	7	2	176.5	233.3	95.2	2	1	1	51.3	31.3	142.9	42
43 Nonmeningococcal meningitis (340)	—	—	—	0	0	0	—	—	—	0	0	0	43
44 Rheumatic fever (400-402)	—	—	—	0	0	0	—	—	—	0	0	0	44
45 Heart diseases (410-443)	17	13	4	333.3	433.3	190.5	15	13	2	384.6	406.3	285.7	45
46 Hypertension without mention of heart (444-447)	—	—	—	0	0	0	—	—	—	0	0	0	46
47 Influenza and pneumonia (480-483, 490-493)	2	2	—	39.2	66.7	0	1	—	1	25.6	0	142.9	47
48 Bronchitis (500-502)	—	—	—	0	0	0	—	—	—	0	0	0	48
49 Ulcer of stomach and duodenum (540, 541)	—	—	—	0	0	0	—	—	—	0	0	0	49
50 Appendicitis (550-553)	—	—	—	0	0	0	—	—	—	0	0	0	50
51 Intestinal obstruction and hernia (560, 561, 570)	—	—	—	0	0	0	—	—	—	0	0	0	51
52 Gastritis, duodenitis, enteritis and colitis (except diarrhea of the newborn) (543, 571, 572)	—	—	—	0	0	0	—	—	—	0	0	0	52
53 Cirrhosis of liver (581)	—	—	—	0	0	0	—	—	—	0	0	0	53
54 Nephritis and nephrosis (590-594)	—	—	—	0	0	0	1	1	—	25.6	31.3	0	54
55 Hyperplasia of prostate (610)	—	—	—	0	0	0	—	—	—	0	0	0	55
56 Complications of pregnancy, childbirth and the puerperium (640-652, 670-689)	—	—	—	0	0	0	1	1	—	25.6	31.3	0	56
57 Congenital malformations (750-759)	—	—	—	0	0	0	—	—	—	0	0	0	57
58 Birth injuries, postnatal asphyxia and atelectasis (760-762)	—	—	—	0	0	0	—	—	—	0	0	0	58
59 Infection of the newborn (763-768)	1	1	—	19.6	33.3	0	—	—	—	0	0	0	59
60 Other diseases peculiar to early infancy, and immaturity unqualified (769-776)	—	—	—	0	0	0	—	—	—	0	0	0	60
61 Senility, without mention of psychosis (794)	—	—	—	0	0	0	—	—	—	0	0	0	61
62 Ill-defined and unknown causes (780-793, 795)	2	—	2	39.2	0	95.2	—	—	—	0	0	0	62
63 Motor vehicle accidents (E810-E835)	1	1	—	19.6	33.3	0	1	1	—	25.6	31.3	0	63
64 All other accidents (E800-E802, E840-E962)	3	—	3	58.8	0	142.9	—	—	—	0	0	0	64
65 Suicide (E963, E970-E979)	1	1	—	19.6	33.3	0	—	—	—	0	0	0	65
66 Homicide (E964, E980-E985)	—	—	—	0	0	0	1	—	1	25.6	0	142.9	66
67 All other diseases (residual)	6	3	3	117.6	100.0	142.9	4	4	—	102.6	125.0	0	67

116 TABLE XIV-C VITAL STATISTICS, BY CITY, BY RACE, GEORGIA, 1967  
POPULATION 2,500 - 9,999

ITEM	ASHBURN						BARNESVILLE						
	Number			Rate or Ratio *			Number			Rate or Ratio *			
	Total	White	Non-White	Total	White	Non-White	Total	White	Non-White	Total	White	Non-White	
1 Estimated population as of July 1	3,700	2,000	1,700				5,500	3,100	2,400				1
<b>LIVE BIRTHS</b>													
2 Total	86	38	48	23.2	19.0	28.2	94	38	56	17.1	12.3	23.3	2
3 Delivered in hospital	66	38	28	76.7%	100.0%	58.3%	55	38	17	58.5%	100.0%	30.4%	3
4 Delivered in home by physician	2	—	2	2.3%	0%	4.2%	2	—	2	2.1%	0%	3.6%	4
5 Delivered in home by midwife	18	—	18	20.9%	0%	37.5%	37	—	37	39.4%	0%	66.1%	5
6 Other deliveries	—	—	—	0%	0%	0%	—	—	—	0%	0%	0%	6
7 Immature births	10	1	9	116.3	26.3	187.5	19	1	18	202.1	26.3	321.4	7
8 Live births to unwed mothers	12	1	11	139.5	26.3	229.2	17	2	15	180.9	52.6	267.9	8
<b>FETAL DEATHS</b>													
9 Total	2	1	1	23.3	26.3	20.8	3	1	2	31.9	26.3	35.7	9
10 Under 20 weeks gestation	1	1	—	11.6	26.3	0	2	1	1	21.3	26.3	17.9	10
11 20-27 weeks gestation	—	—	—	0	0	0	—	—	—	0	0	0	11
12 28 weeks and more	1	—	1	11.6	0	20.8	1	—	1	10.6	0	17.9	12
13 Unknown length of gestation	—	—	—	0	0	0	—	—	—	0	0	0	13
<b>DEATHS</b>													
14 Total, all ages	39	22	17	1054.1	1000.0	1000.0	72	33	39	1309.1	1064.5	1625.0	14
15 Under 1 year	11	2	9	127.9	52.6	187.5	7	3	4	74.5	78.9	71.4	15
16 Under 28 days	6	1	5	69.8	26.3	104.2	6	3	3	63.8	78.9	53.6	16
17 Deaths from immaturity	5	1	4	58.1	26.3	83.3	2	—	2	21.3	0	35.7	17
18 1-4 years * *	—	—	—	—	—	—	—	—	—	—	—	—	18
19 Maternal deaths	—	—	—	0	0	0	—	—	—	0	0	0	19
<b>CAUSE OF DEATH</b>													
20 Tuberculosis, all forms (001-019)	—	—	—	0	0	0	—	—	—	0	0	0	20
21 Syphilis and its sequelae (020-029)	—	—	—	0	0	0	—	—	—	0	0	0	21
22 Typhoid fever (040)	—	—	—	0	0	0	—	—	—	0	0	0	22
23 Dysentery, all forms (045-048)	—	—	3	81.1	0	176.5	—	—	—	0	0	0	23
24 Scarlet fever (050)	—	—	—	0	0	0	—	—	—	0	0	0	24
25 Streptococcal sore throat (051)	—	—	—	0	0	0	—	—	—	0	0	0	25
26 Diphtheria (055)	—	—	—	0	0	0	—	—	—	0	0	0	26
27 Whooping cough (056)	—	—	—	0	0	0	—	—	—	0	0	0	27
28 Meningococcal infections (057)	—	—	—	0	0	0	—	—	—	0	0	0	28
29 Acute poliomyelitis (080)	—	—	—	0	0	0	—	—	—	0	0	0	29
30 Acute infectious encephalitis (082)	—	—	—	0	0	0	—	—	—	0	0	0	30
31 Smallpox (084)	—	—	—	0	0	0	—	—	—	0	0	0	31
32 Measles (085)	—	—	—	0	0	0	—	—	—	0	0	0	32
33 Typhus and other rickettsial diseases (100-103, 105-108)	—	—	—	0	0	0	—	—	—	0	0	0	33
34 Rocky Mountain spotted fever (104)	—	—	—	0	0	0	—	—	—	0	0	0	34
35 Malaria (110-117)	—	—	—	0	0	0	—	—	—	0	0	0	35
36 All other diseases classified as infective and parasitic (030-039, 041-044, 049, 052-054, 059-074, 081, 083, 086-096, 120-138)	—	—	—	0	0	0	1	1	—	18.2	32.3	0	36
37 Malignant neoplasms, including neoplasms of lymphatic and haematopoietic tissues (140-205)	2	2	—	54.1	100.0	0	6	5	1	109.1	161.3	41.7	37
38 Benign and unspecified neoplasms (210-239)	—	—	—	0	0	0	—	—	—	0	0	0	38
39 Diabetes mellitus (260)	—	—	—	0	0	0	1	—	1	18.2	0	41.7	39
40 Pellagra (281)	—	—	—	0	0	0	—	—	—	0	0	0	40
41 Anemias (290-293)	—	—	—	0	0	0	—	—	—	0	0	0	41
42 Vascular lesions affecting central nervous system (330-334)	7	1	6	189.2	50.0	352.9	15	8	7	272.7	258.1	291.7	42
43 Nonmeningococcal meningitis (340)	—	—	—	0	0	0	—	—	—	0	0	0	43
44 Rheumatic fever (400-402)	—	—	—	0	0	0	—	—	—	0	0	0	44
45 Heart diseases (410-443)	13	12	1	351.4	600.0	58.3	17	9	8	309.1	290.3	333.3	45
46 Hypertension without mention of heart (444-447)	—	—	—	0	0	0	3	—	3	54.5	0	125.0	46
47 Influenza and pneumonia (480-483, 490-493)	—	—	—	0	0	0	4	—	4	72.7	0	166.7	47
48 Bronchitis (500-502)	—	—	—	0	0	0	—	—	—	0	0	0	48
49 Ulcer of stomach and duodenum (540, 541)	1	1	—	27.0	50.0	0	—	—	—	0	0	0	49
50 Appendicitis (550-553)	—	—	—	0	0	0	—	—	—	0	0	0	50
51 Intestinal obstruction and hernia (560, 561, 570)	—	—	—	0	0	0	—	—	—	0	0	0	51
52 Gastritis, duodenitis, enteritis and colitis (except diarrhea of the newborn) (543, 571, 572)	1	1	—	27.0	50.0	0	—	—	—	0	0	0	52
53 Cirrhosis of liver (581)	—	—	—	0	0	0	1	1	1	18.2	0	41.7	53
54 Hepatitis and nephrosis (590-594)	—	—	—	0	0	0	2	—	2	36.4	0	83.3	54
55 Hyperplasia of prostate (610)	—	—	—	0	0	0	—	—	—	0	0	0	55
56 Complications of pregnancy, childbirth and the puerperium (640-652, 670-689)	—	—	—	0	0	0	—	—	—	0	0	0	56
57 Congenital malformations (750-759)	—	—	—	0	0	0	1	1	—	18.2	32.3	0	57
58 Birth injuries, postnatal asphyxia and atelectasis (760-762)	—	—	—	0	0	0	1	1	—	18.2	32.3	0	58
59 Infection of the newborn (763-768)	2	—	2	54.1	0	117.6	—	—	—	0	0	0	59
60 Other diseases peculiar to early infancy, and immaturity unqualified (769-776)	5	1	4	135.1	50.0	235.3	3	1	2	54.5	32.3	83.3	60
61 Senility, without mention of psychosis (794)	—	—	—	0	0	0	—	—	—	0	0	0	61
62 Ill-defined and unknown causes (780-793, 795)	—	—	—	0	0	0	1	1	—	18.2	32.3	0	62
63 Motor vehicle accidents (E810-E835)	2	2	—	54.1	100.0	0	2	2	—	36.4	64.5	0	63
64 All other accidents (E800-E802, E840-E962)	1	1	—	27.0	50.0	0	1	—	1	18.2	0	41.7	64
65 Suicide (E963, E970-E979)	—	—	—	0	0	0	2	2	—	36.4	64.5	0	65
66 Homicide (E964, E980-E985)	1	—	1	27.0	0	58.8	1	—	1	18.2	0	41.7	66
67 All other diseases (residual)	1	1	—	27.0	50.0	0	10	2	8	181.8	64.5	333.3	67

TABLE XIV-C VITAL STATISTICS, BY CITY, BY RACE, GEORGIA, 1967  
POPULATION 2,500- 9,999

ITEM	BAXLEY						BLAKELY						
	Number			Rate or Ratio *			Number			Rate or Ratio *			
	Total	White	Non-White	Total	White	Non-White	Total	White	Non-White	Total	White	Non-White	
1 Estimated population as of July 1	4,800	3,300	1,500				4,000	2,400	1,600				1
<b>LIVE BIRTHS</b>													
2 Total	80	45	35	16.7	13.6	23.3	121	63	58	30.3	26.3	36.3	2
3 Delivered in hospital	74	45	29	92.5%	100.0%	82.9%	78	61	17	64.5%	96.8%	29.3%	3
4 Delivered in home by physician	—	—	—	0%	0%	0%	3	2	1	2.5%	3.2%	1.7%	4
5 Delivered in home by midwife	6	—	6	7.5%	0%	17.1%	40	—	40	33.1%	0%	69.0%	5
6 Other deliveries	—	—	—	0%	0%	0%	—	—	—	0%	0%	0%	6
7 Immature births	9	3	6	112.5	66.7	171.4	12	5	7	99.2	79.4	120.7	7
8 Live births to unwed mothers	11	—	11	137.5	0	314.3	14	1	13	115.7	15.9	224.1	8
<b>FETAL DEATHS</b>													
9 Total	2	1	1	25.0	22.2	28.6	—	—	—	0	0	0	9
10 Under 20 weeks gestation	—	—	—	0	0	0	—	—	—	0	0	0	10
11 20-27 weeks gestation	—	—	—	0	0	0	—	—	—	0	0	0	11
12 28 weeks and more	2	1	1	25.0	22.2	28.6	—	—	—	0	0	0	12
13 Unknown length of gestation	—	—	—	0	0	0	—	—	—	0	0	0	13
<b>DEATHS</b>													
14 Total, all ages	41	32	9	854.2	969.7	600.0	52	30	22	300.0	1250.0	1375.0	14
15 Under 1 year	5	3	2	62.5	66.7	57.1	3	—	3	24.3	0	51.7	15
16 Under 28 days	4	3	1	50.0	66.7	28.6	1	—	1	8.3	0	17.2	16
17 Deaths from immaturity	2	1	1	25.0	22.2	28.6	—	—	—	0	0	0	17
18 1-4 years * *	2	1	1	—	—	—	2	—	2	—	—	—	18
19 Maternal deaths	—	—	—	0	0	0	—	—	—	0	0	0	19
<b>CAUSE OF DEATH</b>													
20 Tuberculosis, all forms (001-019)	—	—	—	0	0	0	—	—	—	0	0	0	20
21 Syphilis and its sequelae (020-029)	—	—	—	0	0	0	—	—	—	0	0	0	21
22 Typhoid fever (040)	—	—	—	0	0	0	—	—	—	0	0	0	22
23 Dysentery, all forms (045-048)	—	—	—	0	0	0	—	—	—	0	0	0	23
24 Scarlet fever (050)	—	—	—	0	0	0	—	—	—	0	0	0	24
25 Streptococcal sore throat (051)	—	—	—	0	0	0	—	—	—	0	0	0	25
26 Diphtheria (055)	—	—	—	0	0	0	—	—	—	0	0	0	26
27 Whooping cough (056)	—	—	—	0	0	0	—	—	—	0	0	0	27
28 Meningococcal infections (057)	—	—	—	0	0	0	—	—	—	0	0	0	28
29 Acute poliomyelitis (080)	—	—	—	0	0	0	—	—	—	0	0	0	29
30 Acute infectious encephalitis (082)	—	—	—	0	0	0	—	—	—	0	0	0	30
31 Smallpox (084)	—	—	—	0	0	0	—	—	—	0	0	0	31
32 Measles (085)	—	—	—	0	0	0	—	—	—	0	0	0	32
33 Typhus and other rickettsial diseases (100-103, 105-108)	—	—	—	0	0	0	—	—	—	0	0	0	33
34 Rocky Mountain spotted fever (104)	—	—	—	0	0	0	—	—	—	0	0	0	34
35 Malaria (110-117)	—	—	—	0	0	0	—	—	—	0	0	0	35
36 All other diseases classified as infective and parasitic (030-039, 041-044, 049, 052-054, 059-074, 081, 083, 086-096, 120-138)	—	—	—	0	0	0	2	1	1	50.0	41.7	62.5	36
37 Malignant neoplasms, including neoplasms of lymphatic and haematopoietic tissues (140-205)	7	7	—	145.8	212.1	0	5	2	3	125.0	83.3	187.5	37
38 Benign and unspecified neoplasms (210-239)	—	—	—	0	0	0	—	—	—	0	0	0	38
39 Diabetes mellitus (260)	1	—	1	20.8	0	66.7	1	1	—	25.0	41.7	0	39
40 Pellagra (281)	—	—	—	0	0	0	—	—	—	0	0	0	40
41 Anemias (290-293)	—	—	—	0	0	0	1	1	—	25.0	41.7	0	41
42 Vascular lesions affecting central nervous system (330-334)	1	—	1	20.8	0	66.7	8	2	6	200.0	83.3	375.0	42
43 Nonmeningococcal meningitis (340)	—	—	—	0	0	0	—	—	—	0	0	0	43
44 Rheumatic fever (400-402)	—	—	—	0	0	0	—	—	—	0	0	0	44
45 Heart diseases (410-443)	13	10	3	270.8	303.0	200.0	17	12	5	475.0	500.0	312.5	45
46 Hypertension without mention of heart (444-447)	—	—	—	0	0	0	—	—	—	0	0	0	46
47 Influenza and pneumonia (480-483, 490-493)	2	1	1	41.7	30.3	66.7	4	2	2	100.0	83.3	125.0	47
48 Bronchitis (500-502)	—	—	—	0	0	0	1	1	—	25.0	41.7	0	48
49 Ulcer of stomach and duodenum (540, 541)	1	1	—	20.8	30.3	0	—	—	—	0	0	0	49
50 Appendicitis (550-553)	—	—	—	0	0	0	—	—	—	0	0	0	50
51 Intestinal obstruction and hernia (560, 561, 570)	1	—	1	20.8	0	66.7	1	1	—	25.0	41.7	0	51
52 Gastritis, duodenitis, enteritis and colitis (except diarrhea of the newborn) (543, 571, 572)	—	—	—	0	0	0	—	—	—	0	0	0	52
53 Cirrhosis of liver (581)	—	—	—	0	0	0	1	1	—	25.0	41.7	0	53
54 Nephritis and nephrosis (590-594)	—	—	—	0	0	0	—	—	—	0	0	0	54
55 Hyperplasia of prostate (610)	—	—	—	0	0	0	—	—	—	0	0	0	55
56 Complications of pregnancy, childbirth and the puerperium (640-652, 670-689)	—	—	—	0	0	0	—	—	—	0	0	0	56
57 Congenital malformations (750-759)	1	1	—	20.8	30.3	0	—	—	—	0	0	0	57
58 Birth injuries, postnatal asphyxia and atelectasis (760-762)	1	—	—	20.8	30.3	0	—	—	—	0	0	0	58
59 Infection of the newborn (763-768)	1	—	—	20.8	0	66.7	1	—	1	25.0	0	62.5	59
60 Other diseases peculiar to early infancy, and immaturity unqualified (769-776)	3	2	1	62.5	60.6	66.7	—	—	—	0	0	0	60
61 Senility, without mention of psychosis (794)	—	—	—	0	0	0	—	—	—	0	0	0	61
62 Ill-defined and unknown causes (780-793, 795)	—	—	—	0	0	0	1	—	—	25.0	41.7	0	62
63 Motor vehicle accidents (E810-E835)	4	4	—	83.3	121.2	0	—	—	—	0	0	0	63
64 All other accidents (E800-E802, E840-E962)	2	2	—	41.7	60.6	0	2	2	—	50.0	83.3	0	64
65 Suicide (E963, E970-E979)	—	—	—	0	0	0	1	1	—	25.0	41.7	0	65
66 Homicide (E964, E980-E985)	—	—	—	0	0	0	—	—	—	0	0	0	66
67 All other diseases (residual)	3	3	—	62.5	90.9	0	6	2	4	150.0	83.3	250.0	67

118 TABLE XIV-C VITAL STATISTICS, BY CITY, BY RACE, GEORGIA, 1967  
POPULATION 2,500-9,999

ITEM	BREMEN						BUFORD						
	Number			Rate or Ratio **			Number			Rate or Ratio **			
	Total	White	Non-White	Total	White	Non-White	Total	White	Non-White	Total	White	Non-White	
1 Estimated population as of July 1	3,500	3,200	300				5,400	4,200	1,200				1
<b>LIVE BIRTHS</b>													
2 Total	75	66	9	21.4	20.6	30.0	121	88	33	22.4	21.0	27.5	2
3 Delivered in hospital	74	66	8	98.7%	100.0%	88.9%	121	88	33	100.0%	100.0%	100.0%	3
4 Delivered in home by physician	—	—	—	0%	0%	0%	—	—	—	0%	0%	0%	4
5 Delivered in home by midwife	1	—	1	1.3%	0%	11.1%	—	—	—	0%	0%	0%	5
6 Other deliveries	—	—	—	0%	0%	0%	—	—	—	0%	0%	0%	6
7 Immature births	6	5	1	80.0	75.8	111.1	13	4	9	107.4	45.5	272.7	7
8 Live births to unwed mothers	5	2	3	66.7	30.3	333.3	16	1	15	132.2	11.4	454.5	8
<b>FETAL DEATHS</b>													
9 Total	1	—	1	13.3	0	111.1	—	—	—	0	0	0	9
10 Under 20 weeks gestation	—	—	—	0	0	0	—	—	—	0	0	0	10
11 20-27 weeks gestation	—	—	—	0	0	0	—	—	—	0	0	0	11
12 28 weeks and more	1	—	1	13.3	0	111.1	—	—	—	0	0	0	12
13 Unknown length of gestation	—	—	—	0	0	0	—	—	—	0	0	0	13
<b>DEATHS</b>													
14 Total, all ages	33	31	2	942.9	968.8	666.7	39	28	11	722.2	666.7	916.7	14
15 Under 1 year	4	3	1	53.3	45.5	111.1	3	1	2	24.8	11.4	60.6	15
16 Under 28 days	2	1	1	26.7	15.2	111.1	1	—	1	8.3	0	30.3	16
17 Deaths from immaturity	—	—	—	0	0	0	—	—	—	0	0	0	17
18 1-4 years **	—	—	—	0	0	0	1	1	—	0	0	0	18
19 Maternal deaths	—	—	—	0	0	0	—	—	—	0	0	0	19
<b>CAUSE OF DEATH</b>													
20 Tuberculosis, all forms (001-019)	—	—	—	0	0	0	—	—	—	0	0	0	20
21 Syphilis and its sequelae (020-029)	—	—	—	0	0	0	—	—	—	0	0	0	21
22 Typhoid fever (040)	—	—	—	0	0	0	—	—	—	0	0	0	22
23 Dysentery, all forms (045-048)	—	—	—	0	0	0	—	—	—	0	0	0	23
24 Scarlet fever (050)	—	—	—	0	0	0	—	—	—	0	0	0	24
25 Streptococcal sore throat (051)	—	—	—	0	0	0	—	—	—	0	0	0	25
26 Diphtheria (055)	—	—	—	0	0	0	—	—	—	0	0	0	26
27 Whooping cough (056)	—	—	—	0	0	0	—	—	—	0	0	0	27
28 Meningococcal infections (057)	—	—	—	0	0	0	—	—	—	0	0	0	28
29 Acute poliomyelitis (080)	—	—	—	0	0	0	—	—	—	0	0	0	29
30 Acute infectious encephalitis (082)	—	—	—	0	0	0	—	—	—	0	0	0	30
31 Smallpox (084)	—	—	—	0	0	0	—	—	—	0	0	0	31
32 Measles (085)	—	—	—	0	0	0	—	—	—	0	0	0	32
33 Typhus and other rickettsial diseases (100-103, 105-108)	—	—	—	0	0	0	—	—	—	0	0	0	33
34 Rocky Mountain spotted fever (104)	—	—	—	0	0	0	—	—	—	0	0	0	34
35 Malaria (110-117)	—	—	—	0	0	0	—	—	—	0	0	0	35
36 All other diseases classified as infective and parasitic (030-039, 041-044, 049, 052-054, 059-074, 081, 083, 086-096, 120-138)	—	—	—	0	0	0	—	—	—	0	0	0	36
37 Malignant neoplasms, including neoplasms of lymphatic and haematopoietic tissues (140-205)	4	4	—	114.3	125.0	0	6	5	1	111.1	119.0	83.3	37
38 Benign and unspecified neoplasms (210-239)	—	—	—	0	0	0	—	—	—	0	0	0	38
39 Diabetes mellitus (260)	1	1	—	28.6	31.3	0	3	3	—	55.6	71.4	0	39
40 Pellagra (281)	—	—	—	0	0	0	—	—	—	0	0	0	40
41 Anemias (290-293)	—	—	—	0	0	0	—	—	—	0	0	0	41
42 Vascular lesions affecting central nervous system (330-334)	5	5	—	142.9	156.3	0	7	4	3	129.6	95.2	250.0	42
43 Nonmeningococcal meningitis (340)	—	—	—	0	0	0	—	—	—	0	0	0	43
44 Rheumatic fever (400-402)	—	—	—	0	0	0	—	—	—	0	0	0	44
45 Heart diseases (410-443)	12	12	—	342.9	375.0	0	10	9	1	185.2	214.3	83.3	45
46 Hypertension without mention of heart (444-447)	—	—	—	0	0	0	—	—	—	0	0	0	46
47 Influenza and pneumonia (480-483, 490-493)	1	1	—	28.6	31.3	0	1	—	1	18.5	0	83.3	47
48 Bronchitis (500-502)	—	—	—	0	0	0	—	—	—	0	0	0	48
49 Ulcer of stomach and duodenum (540, 541)	1	1	—	28.6	31.3	0	—	—	—	0	0	0	49
50 Appendicitis (550-553)	—	—	—	0	0	0	—	—	—	0	0	0	50
51 Intestinal obstruction and hernia (560, 561, 570)	—	—	—	0	0	0	—	—	—	0	0	0	51
52 Gastritis, duodenitis, enteritis and colitis (except diarrhea of the newborn) (543, 571, 572)	1	—	1	28.6	0	333.3	1	—	1	18.5	0	93.3	52
53 Cirrhosis of liver (581)	—	—	—	0	0	0	—	—	—	0	0	0	53
54 Nephritis and nephrosis (590-594)	—	—	—	0	0	0	—	—	—	0	0	0	54
55 Hyperplasia of prostate (610)	—	—	—	0	0	0	—	—	—	0	0	0	55
56 Complications of pregnancy, childbirth and the puerperium (640-652, 670-689)	—	—	—	0	0	0	—	—	—	0	0	0	56
57 Congenital malformations (750-759)	1	1	—	28.6	31.3	0	1	1	—	18.5	23.8	0	57
58 Birth injuries, postnatal asphyxia and atelectasis (760-762)	—	—	—	0	0	0	1	—	1	18.5	0	83.3	58
59 Infection of the newborn (763-768)	—	—	—	0	0	0	—	—	—	0	0	0	59
60 Other diseases peculiar to early infancy, and immaturity unqualified (769-776)	1	—	1	28.6	0	333.3	—	—	—	0	0	0	60
61 Senility, without mention of psychosis (794)	—	—	—	0	0	0	—	—	—	0	0	0	61
62 Ill-defined and unknown causes (780-793, 795)	1	1	—	28.6	31.3	0	—	—	—	0	0	0	62
63 Motor vehicle accidents (E810-E835)	—	—	—	0	0	0	4	3	1	74.1	71.4	83.3	63
64 All other accidents (E800-E802, E840-E962)	2	2	—	57.1	62.5	0	2	1	1	37.0	23.8	83.3	64
65 Suicide (E963, E970-E979)	—	—	—	0	0	0	—	—	—	0	0	0	65
66 Homicide (E964, E980-E985)	1	1	—	28.6	31.3	0	1	—	1	18.5	0	83.3	66
67 All other diseases (residual)	2	2	—	57.1	62.5	0	2	2	—	37.0	47.6	0	67

TABLE XIV-C VITAL STATISTICS, BY CITY, BY RACE, GEORGIA, 1967  
POPULATION 2,500-9,999

ITEM	CAIRO						CALHOUN						
	Number			Rate or Ratio <sup>a</sup>			Number			Rate or Ratio <sup>a</sup>			
	Total	White	Non-White	Total	White	Non-White	Total	White	Non-White	Total	White	Non-White	
1 Estimated population as of July 1	8,300	4,700	3,600				4,000	3,300	700				1
<b>LIVE BIRTHS</b>													
2 Total	167	85	82	20.1	18.1	22.8	96	74	22	24.0	22.4	31.4	2
3 Delivered in hospital	138	85	53	82.6%	100.0%	64.6%	96	74	22	100.0%	100.0%	100.0%	3
4 Delivered in home by physician	—	—	—	0%	0%	0%	—	—	—	0%	0%	0%	4
5 Delivered in home by midwife	29	—	29	17.4%	0%	35.4%	—	—	—	0%	0%	0%	5
6 Other deliveries	—	—	—	0%	0%	0%	—	—	—	0%	0%	0%	6
7 Immature births	9	3	6	53.9	35.3	73.2	8	6	2	83.3	81.1	90.9	7
8 Live births to unwed mothers	17	3	14	101.8	35.3	170.7	4	1	3	41.7	13.5	136.4	8
<b>FETAL DEATHS</b>													
9 Total	5	2	3	29.9	23.5	36.6	—	—	—	0	0	0	9
10 Under 20 weeks gestation	1	1	—	6.0	11.8	0	—	—	—	0	0	0	10
11 20-27 weeks gestation	1	—	1	6.0	0	12.2	—	—	—	0	0	0	11
12 28 weeks and more	3	1	2	18.0	11.8	24.4	—	—	—	0	0	0	12
13 Unknown length of gestation	—	—	—	0	0	0	—	—	—	0	0	0	13
<b>DEATHS</b>													
14 Total, all ages	90	51	39	1084.3	1085.1	1083.3	67	59	8	1675.0	1787.9	1142.9	14
15 Under 1 year	6	2	4	35.9	23.5	48.8	2	1	1	20.8	13.5	45.5	15
16 Under 28 days	4	1	3	24.0	11.8	36.6	1	1	—	10.4	13.5	0	16
17 Deaths from immaturity	2	—	2	12.0	0	24.4	—	—	—	0	0	0	17
18 1-4 years **	—	—	—	0	0	0	1	—	1	0	0	0	18
19 Maternal deaths	—	—	—	0	0	0	—	—	—	0	0	0	19
<b>CAUSE OF DEATH</b>													
20 Tuberculosis, all forms (001-019)	—	—	—	0	0	0	1	1	—	25.0	30.3	0	20
21 Syphilis and its sequelae (020-029)	—	—	—	0	0	0	—	—	—	0	0	0	21
22 Typhoid fever (040)	—	—	—	0	0	0	—	—	—	0	0	0	22
23 Dysentery, all forms (045-048)	—	—	—	0	0	0	—	—	—	0	0	0	23
24 Scarlet fever (050)	—	—	—	0	0	0	—	—	—	0	0	0	24
25 Streptococcal sore throat (051)	—	—	—	0	0	0	—	—	—	0	0	0	25
26 Diphtheria (055)	—	—	—	0	0	0	—	—	—	0	0	0	26
27 Whooping cough (056)	—	—	—	0	0	0	—	—	—	0	0	0	27
28 Meningococcal infections (057)	—	—	—	0	0	0	1	—	1	25.0	0	142.9	28
29 Acute poliomyelitis (080)	—	—	—	0	0	0	—	—	—	0	0	0	29
30 Acute infectious encephalitis (082)	—	—	—	0	0	0	—	—	—	0	0	0	30
31 Smallpox (084)	—	—	—	0	0	0	—	—	—	0	0	0	31
32 Measles (085)	—	—	—	0	0	0	—	—	—	0	0	0	32
33 Typhus and other rickettsial diseases (100-103, 105-108)	—	—	—	0	0	0	—	—	—	0	0	0	33
34 Rocky Mountain spotted fever (104)	—	—	—	0	0	0	—	—	—	0	0	0	34
35 Malaria (110-117)	—	—	—	0	0	0	—	—	—	0	0	0	35
36 All other diseases classified as infective and parasitic (030-039, 041-044, 049, 052-054, 059-074, 081, 083, 086-096, 120-138)	—	—	—	0	0	0	1	1	—	25.0	30.3	0	36
37 Malignant neoplasms, including neoplasms of lymphatic and haematopoietic tissues (140-205)	9	5	4	108.4	106.4	111.1	7	6	1	175.0	181.8	142.9	37
38 Benign and unspecified neoplasms (210-239)	—	—	—	0	0	0	—	—	—	0	0	0	38
39 Diabetes mellitus (260)	1	1	—	12.0	21.3	0	—	—	—	0	0	0	39
40 Pellagra (281)	—	—	—	0	0	0	—	—	—	0	0	0	40
41 Anemias (290-293)	—	—	—	0	0	0	—	—	—	0	0	0	41
42 Vascular lesions affecting central nervous system (330-334)	17	7	10	204.8	148.9	277.8	6	6	—	150.0	181.8	0	42
43 Nonmeningococcal meningitis (340)	1	1	—	12.0	21.3	0	—	—	—	0	0	0	43
44 Rheumatic fever (400-402)	—	—	—	0	0	0	—	—	—	0	0	0	44
45 Heart diseases (410-443)	39	24	15	469.9	510.6	416.7	26	23	3	650.0	697.0	428.6	45
46 Hypertension without mention of heart (444-447)	—	—	—	0	0	0	—	—	—	0	0	0	46
47 Influenza and pneumonia (480-483, 490-493)	1	—	1	12.0	0	27.8	3	3	—	75.0	90.9	0	47
48 Bronchitis (500-502)	—	—	—	0	0	0	—	—	—	0	0	0	48
49 Ulcer of stomach and duodenum (540, 541)	3	3	—	36.1	63.8	0	1	1	—	25.0	30.3	0	49
50 Appendicitis (530-533)	—	—	—	0	0	0	—	—	—	0	0	0	50
51 Intestinal obstruction and hernia (560, 561, 570)	1	—	1	12.0	0	27.8	—	—	—	0	0	0	51
52 Gastritis, duodenitis, enteritis and colitis (except diarrhea of the newborn) (543, 571, 572)	—	—	—	0	0	0	—	—	—	0	0	0	52
53 Cirrhosis of liver (581)	—	—	—	0	0	0	1	—	1	25.0	0	142.9	53
54 Nephritis and nephrosis (590-594)	—	—	—	0	0	0	—	—	—	0	0	0	54
55 Hyperplasia of prostate (610)	—	—	—	0	0	0	1	1	—	25.0	30.3	0	55
56 Complications of pregnancy, childbirth and the puerperium (640-652, 670-689)	—	—	—	0	0	0	—	—	—	0	0	0	56
57 Congenital malformations (750-759)	1	1	—	12.0	21.3	0	—	—	—	0	0	0	57
58 Birth injuries, postnatal asphyxia and atelectasis (760-762)	—	—	—	0	0	0	—	—	—	0	0	0	58
59 Infection of the newborn (763-768)	1	—	1	12.0	0	27.8	—	—	—	0	0	0	59
60 Other diseases peculiar to early infancy, and immaturity unqualified (769-776)	2	—	2	24.1	0	55.6	1	1	—	25.0	30.3	0	60
61 Senility, without mention of psychosis (794)	—	—	—	0	0	0	1	1	—	25.0	30.3	0	61
62 Ill defined and unknown causes (780-793, 795)	1	1	—	12.0	21.3	0	—	—	—	0	0	0	62
63 Motor vehicle accidents (E810-E835)	5	5	—	60.2	106.4	0	6	6	—	150.0	181.8	0	63
64 All other accidents (E800-E802, E840-E962)	4	1	3	48.2	21.3	83.3	6	4	2	150.0	121.2	285.7	64
65 Suicide (E963, E970-E979)	—	—	—	0	0	0	—	—	—	0	0	0	65
66 Homicide (E964, E980-E985)	1	—	1	12.0	0	27.8	—	—	—	0	0	0	66
67 All other diseases (residual)	3	2	1	36.1	42.6	27.8	5	5	—	125.0	151.5	0	67

120 TABLE XIV-C VITAL STATISTICS, BY CITY BY RACE, GEORGIA, 1967  
POPULATION 2,500-9,999

ITEM	CAMILLA						CEDARTOWN						
	Number			Rate or Ratio *			Number			Rate or Ratio *			
	Total	White	Non-White	Total	White	Non-White	Total	White	Non-White	Total	White	Non-White	
1 Estimated population as of July 1	5,500	2,200	3,300				9,600	8,000	1,600				1
<b>LIVE BIRTHS</b>													
2 Total	112	38	74	20.4	17.3	22.4	177	136	41	18.4	17.0	25.6	2
3 Delivered in hospital	101	38	63	90.2%	100.0%	85.1%	176	136	40	99.4%	100.0%	97.6%	3
4 Delivered in home by physician	-	-	-	0%	0%	0%	-	-	-	0%	0%	0%	4
5 Delivered in home by midwife	11	-	11	9.8%	0%	14.9%	1	-	1	0.6%	0%	2.4%	5
6 Other deliveries	-	-	-	0%	0%	0%	-	-	-	0%	0%	0%	6
7 Immature births	12	1	11	107.1	26.3	148.6	14	9	5	79.1	66.2	122.0	7
8 Live births to unwed mothers	20	-	20	178.6	0	270.3	14	4	10	79.1	29.4	243.9	8
<b>FETAL DEATHS</b>													
9 Total	6	3	3	53.6	78.9	40.5	3	2	1	16.9	14.7	24.4	9
10 Under 20 weeks gestation	3	1	2	26.8	26.3	27.0	-	-	-	0	0	0	10
11 20-27 weeks gestation	1	1	-	8.9	26.3	0	-	-	-	0	0	0	11
12 28 weeks and more	2	1	1	17.9	26.3	13.5	2	2	-	11.3	14.7	0	12
13 Unknown length of gestation	-	-	-	0	0	0	1	-	1	5.6	0	24.4	13
<b>DEATHS</b>													
14 Total, all ages	55	26	29	1000.0	181.8	878.8	134	113	21	395.8	412.5	312.5	14
15 Under 1 year	1	-	1	8.9	0	13.5	6	5	1	33.9	36.8	24.4	15
16 Under 28 days	-	-	-	0	0	0	5	4	1	28.2	29.4	24.4	16
17 Deaths from immaturity	-	-	-	0	0	0	1	-	1	5.6	0	24.4	17
18 1-4 years * *	-	-	-	0	0	0	1	-	1	-	0	0	18
19 Maternal deaths	-	-	-	0	0	0	-	-	-	0	0	0	19
<b>CAUSE OF DEATH</b>													
20 Tuberculosis, all forms (001-019)	1	-	1	18.2	0	30.3	3	1	2	31.3	12.5	125.0	20
21 Syphilis and its sequelae (020-029)	-	-	-	0	0	0	-	-	-	0	0	0	21
22 Typhoid fever (040)	-	-	-	0	0	0	-	-	-	0	0	0	22
23 Dysentery, all forms (045-048)	1	-	1	18.2	0	30.3	-	-	-	0	0	0	23
24 Scarlet fever (050)	-	-	-	0	0	0	-	-	-	0	0	0	24
25 Streptococcal sore throat (051)	-	-	-	0	0	0	-	-	-	0	0	0	25
26 Diphtheria (055)	-	-	-	0	0	0	-	-	-	0	0	0	26
27 Whooping cough (056)	-	-	-	0	0	0	-	-	-	0	0	0	27
28 Meningococcal infections (057)	-	-	-	0	0	0	-	-	-	0	0	0	28
29 Acute poliomyelitis (080)	-	-	-	0	0	0	-	-	-	0	0	0	29
30 Acute infectious encephalitis (082)	-	-	-	0	0	0	-	-	-	0	0	0	30
31 Smallpox (084)	-	-	-	0	0	0	-	-	-	0	0	0	31
32 Measles (085)	-	-	-	0	0	0	-	-	-	0	0	0	32
33 Typhus and other rickettsial diseases (100-103, 105-108)	-	-	-	0	0	0	-	-	-	0	0	0	33
34 Rocky Mountain spotted fever (104)	-	-	-	0	0	0	-	-	-	0	0	0	34
35 Malaria (110-117)	-	-	-	0	0	0	-	-	-	0	0	0	35
36 All other diseases classified as infective and parasitic (030-039, 041-044, 049, 052-054, 059-074, 081, 083, 086-096, 120-138)	-	-	-	0	0	0	-	-	-	0	0	0	36
37 Malignant neoplasms, including neoplasms of lymphatic and haematopoietic tissues (140-205)	5	2	3	90.9	90.9	90.9	13	10	3	135.4	125.0	187.5	37
38 Benign and unspecified neoplasms (210-239)	-	-	-	0	0	0	2	2	-	20.8	25.0	0	38
39 Diabetes mellitus (260)	-	-	-	0	0	0	-	-	-	0	0	0	39
40 Pellagra (281)	-	-	-	0	0	0	-	-	-	0	0	0	40
41 Anemias (290-293)	-	-	-	0	0	0	-	-	-	0	0	0	41
42 Vascular lesions affecting central nervous system (330-334)	10	3	7	181.8	136.4	212.1	14	10	4	145.8	125.0	250.0	42
43 Nonmeningococcal meningitis (340)	-	-	-	0	0	0	1	1	-	10.4	12.5	0	43
44 Rheumatic fever (400-402)	-	-	-	0	0	0	-	-	-	0	0	0	44
45 Heart diseases (410-443)	19	11	8	345.5	500.0	242.4	65	58	7	677.1	725.0	437.5	45
46 Hypertension without mention of heart (444-447)	-	-	-	0	0	0	4	4	-	41.7	50.0	0	46
47 Influenza and pneumonia (480-483, 490-493)	1	-	1	18.2	0	30.3	3	3	-	31.3	37.5	0	47
48 Bronchitis (500-502)	-	-	-	0	0	0	1	1	-	10.4	12.5	0	48
49 Ulcer of stomach and duodenum (540, 541)	-	-	-	0	0	0	-	-	-	0	0	0	49
50 Appendicitis (550-553)	-	-	-	0	0	0	-	-	-	0	0	0	50
51 Intestinal obstruction and hernia (560, 561, 570)	1	-	1	18.2	0	30.3	1	1	-	10.4	12.5	0	51
52 Gastritis, duodenitis, enteritis and colitis (except diarrhea of the newborn) (543, 571, 572)	1	-	1	18.2	0	30.3	1	1	-	10.4	12.5	0	52
53 Cirrhosis of liver (581)	-	-	-	0	0	0	-	-	-	0	0	0	53
54 Nephritis and nephrosis (590-594)	-	-	-	0	0	0	1	-	1	10.4	0	62.5	54
55 Hyperplasia of prostate (610)	-	-	-	0	0	0	-	-	-	0	0	0	55
56 Complications of pregnancy, childbirth and the puerperium (640-652, 670-689)	-	-	-	0	0	0	-	-	-	0	0	0	56
57 Congenital malformations (750-759)	-	-	-	0	0	0	1	1	-	10.4	12.5	0	57
58 Birth injuries, postnatal asphyxia and atelectasis (760-762)	-	-	-	0	0	0	-	-	-	0	0	0	58
59 Infection of the newborn (763-768)	-	-	-	0	0	0	-	-	-	0	0	0	59
60 Other diseases peculiar to early infancy, and immaturity unqualified (769-776)	-	-	-	0	0	0	3	2	1	31.3	25.0	62.5	60
61 Senility, without mention of psychosis (794)	-	-	-	0	0	0	1	-	1	10.4	0	62.5	61
62 Ill-defined and unknown causes (780-793, 795)	-	-	-	0	0	0	1	1	-	10.4	12.5	0	62
63 Motor vehicle accidents (E810-E835)	6	6	-	109.1	272.7	0	1	1	-	10.4	12.5	0	63
64 All other accidents (E800-E802, E840-E962)	2	1	1	36.4	45.5	30.3	1	1	-	10.4	12.5	0	64
65 Suicide (E963, E970-E979)	1	1	-	18.2	45.5	0	2	2	-	20.8	25.0	0	65
66 Homicide (E984, E980-E985)	1	-	1	18.2	0	30.3	3	2	1	31.3	25.0	62.5	66
67 All other diseases (residual)	5	2	3	90.9	90.9	90.9	12	11	1	125.0	137.5	62.5	67

TABLE XIV-C VITAL STATISTICS, BY CITY BY RACE, GEORGIA, 1967  
POPULATION 2,500- 9,999

ITEM	CLAXTON						COCHRAN					
	Number			Rate or Ratio *			Number			Rate or Ratio *		
	Total	White	Non-White	Total	White	Non-White	Total	White	Non-White	Total	White	Non-White
1 Estimated population as of July 1	3,000	2,100	900				5,200	3,500	1,700			
<b>LIVE BIRTHS</b>												
2 Total	54	24	30	18.0	11.4	33.3	60	29	31	11.5	8.3	18.2
3 Delivered in hospital	29	24	5	53.7%	100.0%	16.7%	33	29	4	55.0%	100.0%	12.9%
4 Delivered in home by physician	25		25	46.3%	0%	83.3%				0%	0%	0%
5 Delivered in home by midwife				0%	0%	0%	27		27	45.0%	0%	87.1%
6 Other deliveries				0%	0%	0%				0%	0%	0%
7 Immature births	6	3	3	111.1	125.0	100.0	6	2	4	100.0	69.0	129.0
8 Live births to unwed mothers	13		13	240.7	0	433.3	17	1	16	283.3	34.5	516.1
<b>FETAL DEATHS</b>												
9 Total	1		1	18.5	0	33.3	2	1	1	33.3	34.5	32.3
10 Under 20 weeks gestation				0	0	0				0	0	0
11 20-27 weeks gestation				0	0	0	1	1		16.7	34.5	0
12 28 weeks and more	1		1	18.5	0	33.3	1		1	16.7	0	32.3
13 Unknown length of gestation				0	0	0				0	0	0
<b>DEATHS</b>												
14 Total, all ages	30	21	9	1000.0	1000.0	1000.0	65	36	29	1250.0	1078.6	1705.9
15 Under 1 year				0	0	0	5	2	3	83.3	69.0	96.8
16 Under 28 days				0	0	0	4	2	2	66.7	69.0	64.5
17 Deaths from immaturity				0	0	0	2	1	1	33.3	34.5	32.3
18 1-4 years "				0	0	0	1		1		0	0
19 Maternal deaths				0	0	0				0	0	0
<b>CAUSE OF DEATH</b>												
20 Tuberculosis, all forms (001-019)				0	0	0				0	0	0
21 Syphilis and its sequelae (020-029)				0	0	0				0	0	0
22 Typhoid fever (040)				0	0	0				0	0	0
23 Dysentery, all forms (045-048)				0	0	0				0	0	0
24 Scarlet fever (050)				0	0	0				0	0	0
25 Streptococcal sore throat (051)				0	0	0				0	0	0
26 Diphtheria (055)				0	0	0				0	0	0
27 Whooping cough (056)				0	0	0				0	0	0
28 Meningococcal infections (057)				0	0	0				0	0	0
29 Acute poliomyelitis (080)				0	0	0				0	0	0
30 Acute infectious encephalitis (082)				0	0	0				0	0	0
31 Smallpox (084)				0	0	0				0	0	0
32 Measles (085)				0	0	0				0	0	0
33 Typhus and other rickettsial diseases (100-103, 105-108)				0	0	0				0	0	0
34 Rocky Mountain spotted fever (104)				0	0	0				0	0	0
35 Malaria (110-117)				0	0	0				0	0	0
36 All other diseases classified as infective and parasitic (030-039, 041-044, 049, 052-054, 059-074, 081, 083, 086-096, 120-138)				0	0	0	1		1	19.2	0	58.8
37 Malignant neoplasms, including neoplasms of lymphatic and haematopoietic tissues (140-205)	3	3		100.0	142.9	0	9	6	3	173.1	171.4	176.5
38 Benign and unspecified neoplasms (210-239)				0	0	0				0	0	0
39 Diabetes mellitus (260)	1		1	33.3	0	111.1	3		3	57.7	0	176.5
40 Pellagra (281)				0	0	0				0	0	0
41 Anemias (290-293)				0	0	0				0	0	0
42 Vascular lesions affecting central nervous system (330-334)	2	1	1	66.7	47.6	111.1	17	10	7	326.9	235.7	411.8
43 Nonmeningococcal meningitis (340)				0	0	0				0	0	0
44 Rheumatic fever (400-402)				0	0	0				0	0	0
45 Heart diseases (410-443)	8	6	2	266.7	235.7	222.2	14	8	6	269.2	224.6	352.9
46 Hypertension without mention of heart (444-447)	1		1	33.3	0	111.1				0	0	0
47 Influenza and pneumonia (480-483, 490-493)	4	1	3	133.3	47.6	333.3	2	1	1	38.5	28.6	58.8
48 Bronchitis (500-502)				0	0	0	2	1	1	34.5	28.6	54.8
49 Ulcer of stomach and duodenum (540, 541)				0	0	0				0	0	0
50 Appendicitis (550-553)				0	0	0				0	0	0
51 Intestinal obstruction and hernia (560, 561, 570)	2	1	1	66.7	47.6	111.1	2	1	1	38.5	28.6	58.8
52 Gastritis, duodenitis, enteritis and colitis (except diarrhea of the newborn) (543, 571, 572)	1	1		33.3	47.6	0				0	0	0
53 Cirrhosis of liver (581)	1	1		33.3	47.6	0	1	1		19.2	28.6	0
54 Nephritis and nephrosis (590-594)				0	0	0				0	0	0
55 Hyperplasia of prostate (610)				0	0	0				0	0	0
56 Complications of pregnancy, childbirth and the puerperium (640-652, 670-689)				0	0	0				0	0	0
57 Congenital malformations (750-759)				0	0	0	1	1		19.2	28.6	0
58 Birth injuries, postnatal asphyxia and atelectasis (760-762)				0	0	0				0	0	0
59 Infection of the newborn (763-768)				0	0	0	1		1	19.2	0	58.8
60 Other diseases peculiar to early infancy, and immaturity unqualified (769-776)				0	0	0	2	1	1	38.5	28.6	54.8
61 Senility, without mention of psychosis (794)				0	0	0				0	0	0
62 Ill-defined and unknown causes (780-793, 795)				0	0	0	2		2	38.5	0	117.6
63 Motor vehicle accidents (E810-E835)	1	1		33.3	47.6	0	1	1		19.2	28.6	0
64 All other accidents (E800-E802, E840-E962)	1	1		33.3	47.6	0	1	1		19.2	28.6	0
65 Suicide (E963, E970-E979)	1	1		33.3	47.6	0				0	0	0
66 Homicide (E984, E980-E985)	1	1		33.3	47.6	0				0	0	0
67 All other diseases (residual)	3	3		100.0	142.9	0	5	4	1	96.2	114.3	58.8

122 TABLE XIV-C VITAL STATISTICS, BY CITY, BY RACE, GEORGIA, 1967  
POPULATION 2,500-9,999

ITEM	COMMERCE						CONYERS					
	Number			Rate or Ratio *			Number			Rate or Ratio *		
	Total	White	Non-White	Total	White	Non-White	Total	White	Non-White	Total	White	Non-White
1 Estimated population as of July 1	3,900	3,300	600				4,400	2,800	1,600			
<b>LIVE BIRTHS</b>												
2 Total	48	40	8	12.3	12.1	13.3	106	71	35	24.1	25.4	21.9
3 Delivered in hospital	48	40	8	100.0%	100.0%	100.0%	105	71	34	99.1%	100.0%	97.1%
4 Delivered in home by physician				0%	0%	0%	1		1	0.9%	0%	2.9%
5 Delivered in home by midwife				0%	0%	0%				0%	0%	0%
6 Other deliveries				0%	0%	0%				0%	0%	0%
7 Immature births	5	4	1	104.2	100.0	125.0	8	6	2	75.5	84.5	57.1
8 Live births to unwed mothers	3	1	2	62.5	25.0	250.0	5	2	3	47.2	28.2	85.7
<b>FETAL DEATHS</b>												
9 Total	1	1		20.8	25.0	0	2	1	1	18.9	14.1	28.6
10 Under 20 weeks gestation				0	0	0				0	0	0
11 20-27 weeks gestation	1	1		20.8	25.0	0	1	1		9.4	14.1	0
12 28 weeks and more				0	0	0	1		1	9.4	0	28.6
13 Unknown length of gestation				0	0	0				0	0	0
<b>DEATHS</b>												
14 Total, all ages	38	25	13	974.4	757.6	2166.7	29	21	8	659.1	750.0	500.0
15 Under 1 year				0	0	0	1		1	9.4	0	28.6
16 Under 28 days				0	0	0				0	0	0
17 Deaths from immaturity				0	0	0				0	0	0
18 1-4 years "				0	0	0				0	0	0
19 Maternal deaths				0	0	0				0	0	0
<b>CAUSE OF DEATH</b>												
20 Tuberculosis, all forms (001-019)				0	0	0				0	0	0
21 Syphilis and its sequelae (020-029)				0	0	0				0	0	0
22 Typhoid fever (040)				0	0	0				0	0	0
23 Dysentery, all forms (045-048)				0	0	0				0	0	0
24 Scarlet fever (050)				0	0	0				0	0	0
25 Streptococcal sore throat (051)				0	0	0				0	0	0
26 Diphtheria (055)				0	0	0				0	0	0
27 Whooping cough (056)				0	0	0				0	0	0
28 Meningococcal infections (057)				0	0	0				0	0	0
29 Acute poliomyelitis (080)				0	0	0				0	0	0
30 Acute infectious encephalitis (082)				0	0	0				0	0	0
31 Smallpox (084)				0	0	0				0	0	0
32 Measles (085)				0	0	0				0	0	0
33 Typhus and other rickettsial diseases (100-103, 105-108)				0	0	0				0	0	0
34 Rocky Mountain spotted fever (104)				0	0	0				0	0	0
35 Malaria (110-117)				0	0	0				0	0	0
36 All other diseases classified as infective and parasitic (030-039, 041-044, 049, 052-054, 059-074, 081, 083, 086-096, 120-138)				0	0	0				0	0	0
37 Malignant neoplasms, including neoplasms of lymphatic and haemopoietic tissues (140-205)	3	3		70.9	90.9	0	8	5	3	181.8	178.6	187.5
38 Benign and unspecified neoplasms (210-239)				0	0	0				0	0	0
39 Diabetes mellitus (260)				0	0	0	1		1	22.7	0	62.5
40 Pellagra (281)				0	0	0				0	0	0
41 Anemias (290-293)	1	1		25.6	30.3	0				0	0	0
42 Vascular lesions affecting central nervous system (330-334)	9	5	4	230.8	151.5	666.7	1	1		22.7	35.7	0
43 Nonmeningococcal meningitis (340)				0	0	0				0	0	0
44 Rheumatic fever (400-402)				0	0	0				0	0	0
45 Heart diseases (410-443)	12	7	5	307.7	212.1	833.3	10	7	3	227.3	250.0	187.5
46 Hypertension without mention of heart (444-447)				0	0	0				0	0	0
47 Influenza and pneumonia (480-483, 490-493)				0	0	0	1	1		22.7	35.7	0
48 Bronchitis (500-502)				0	0	0				0	0	0
49 Ulcer of stomach and duodenum (540, 541)				0	0	0				0	0	0
50 Appendicitis (550-553)				0	0	0				0	0	0
51 Intestinal obstruction and hernia (560, 561, 570)				0	0	0				0	0	0
52 Gastritis, duodenitis, enteritis and colitis (except diarrhea of the newborn) (543, 571, 572)				0	0	0				0	0	0
53 Cirrhosis of liver (581)				0	0	0				0	0	0
54 Nephritis and nephrosis (590-594)				0	0	0				0	0	0
55 Hyperplasia of prostate (610)				0	0	0				0	0	0
56 Complications of pregnancy, childbirth and the puerperium (640-652, 670-689)				0	0	0				0	0	0
57 Congenital malformations (750-759)				0	0	0				0	0	0
58 Birth injuries, postnatal asphyxia and atelectasis (760-762)				0	0	0				0	0	0
59 Infection of the newborn (763-768)				0	0	0				0	0	0
60 Other diseases peculiar to early infancy, and immaturity unqualified (769-776)				0	0	0				0	0	0
61 Senility, without mention of psychosis (794)				0	0	0				0	0	0
62 Ill-defined and unknown causes (780-793, 795)	1		1	25.6	0	166.7				0	0	0
63 Motor vehicle accidents (E810-E835)	2	2		51.3	60.6	0	2	1	1	45.5	35.7	62.5
64 All other accidents (E800-E802, E840-E962)				0	0	0	2	2		45.5	71.4	0
65 Suicide (E963, E970-E979)	2	1	1	51.3	30.3	166.7	1	1		22.7	35.7	0
66 Homicide (E964, E980-E985)				0	0	0	1	1		22.7	35.7	0
67 All other diseases (residual)	8	6	2	205.1	181.8	333.3	2	2		45.5	71.4	0



TABLE XIV-C VITAL STATISTICS, BY CITY, BY RACE, GEORGIA, 1967  
POPULATION 2,500-9,999

ITEM	CORNELIA						COVINGTON					
	Number			Rate or Ratio *			Number			Rate or Ratio *		
	Total	White	Non-White	Total	White	Non-White	Total	White	Non-White	Total	White	Non-White
1 Estimated population as of July 1	3,200	2,800	400				9,300	5,000	4,300			
<b>LIVE BIRTHS</b>												
2 Total	54	42	12	16.9	15.0	30.0	200	97	103	21.5	18.4	25.1
3 Delivered in hospital	54	42	12	100.0%	100.0%	100.0%	182	92	90	91.0%	100.0%	83.3%
4 Delivered in home by physician	-	-	-	0%	0%	0%	-	-	-	0%	0%	0%
5 Delivered in home by midwife	-	-	-	0%	0%	0%	18	18	0	9.0%	0%	16.7%
6 Other deliveries	-	-	-	0%	0%	0%	-	-	-	0%	0%	0%
7 Immature births	5	1	4	92.6	23.8	333.3	19	3	16	95.0	32.6	148.1
8 Live births to unwed mothers	2	1	1	37.0	23.8	83.3	31	-	31	155.0	0	287.0
<b>FETAL DEATHS</b>												
9 Total	6	5	1	111.1	119.0	83.3	7	4	3	35.0	43.5	27.8
10 Under 20 weeks gestation	2	2	-	37.0	47.6	0	1	1	-	5.0	10.9	0
11 20-27 weeks gestation	-	-	-	0	0	0	1	-	1	5.0	0	9.3
12 28 weeks and more	3	2	1	55.6	47.6	83.3	4	3	1	20.0	32.6	9.3
13 Unknown length of gestation	1	1	-	18.5	23.8	0	1	-	1	5.0	0	9.3
<b>DEATHS</b>												
14 Total, all ages	17	14	3	531.3	500.0	750.0	105	58	47	129.0	160.0	1093.0
15 Under 1 year	-	-	-	0	0	0	7	1	6	35.0	10.9	55.6
16 Under 28 days	-	-	-	0	0	0	5	1	4	25.0	10.9	37.0
17 Deaths from immaturity	-	-	-	0	0	0	1	-	1	5.0	0	9.3
18 1-4 years *	-	-	-	0	0	0	2	1	1	-	-	-
19 Maternal deaths	-	-	-	0	0	0	-	-	-	0	0	0
<b>CAUSE OF DEATH</b>												
20 Tuberculosis, all forms (001-019)	-	-	-	0	0	0	1	1	-	10.8	20.0	0
21 Syphilis and its sequelae (020-029)	-	-	-	0	0	0	1	-	1	10.8	0	23.3
22 Typhoid fever (040)	-	-	-	0	0	0	-	-	-	0	0	0
23 Dysentery, all forms (045-048)	-	-	-	0	0	0	-	-	-	0	0	0
24 Scarlet fever (050)	-	-	-	0	0	0	-	-	-	0	0	0
25 Streptococcal sore throat (051)	-	-	-	0	0	0	-	-	-	0	0	0
26 Diphtheria (055)	-	-	-	0	0	0	-	-	-	0	0	0
27 Whooping cough (056)	-	-	-	0	0	0	-	-	-	0	0	0
28 Meningococcal infections (057)	-	-	-	0	0	0	-	-	-	0	0	0
29 Acute poliomyelitis (080)	-	-	-	0	0	0	-	-	-	0	0	0
30 Acute infectious encephalitis (082)	-	-	-	0	0	0	-	-	-	0	0	0
31 Smallpox (084)	-	-	-	0	0	0	-	-	-	0	0	0
32 Measles (085)	-	-	-	0	0	0	-	-	-	0	0	0
33 Typhus and other rickettsial diseases (100-103, 105-108)	-	-	-	0	0	0	-	-	-	0	0	0
34 Rocky Mountain spotted fever (104)	-	-	-	0	0	0	-	-	-	0	0	0
35 Malaria (110-117)	-	-	-	0	0	0	-	-	-	0	0	0
36 All other diseases classified as infective and parasitic (030-039, 041-044, 049, 052-054, 059-074, 081, 083, 086-096, 120-138)	-	-	-	0	0	0	-	-	-	0	0	0
37 Malignant neoplasms, including neoplasms of lymphatic and haematopoietic tissues (140-205)	5	4	1	156.3	142.9	250.0	16	10	6	172.0	200.0	139.5
38 Benign and unspecified neoplasms (210-239)	-	-	-	0	0	0	-	-	-	0	0	0
39 Diabetes mellitus (260)	1	-	1	31.3	0	250.0	1	-	1	10.8	0	23.3
40 Pellagra (281)	-	-	-	0	0	0	-	-	-	0	0	0
41 Anemias (290-293)	-	-	-	0	0	0	1	-	1	10.8	0	23.3
42 Vascular lesions affecting central nervous system (330-334)	2	2	-	62.5	71.4	0	14	8	6	150.5	160.0	139.5
43 Nonmeningococcal meningitis (340)	-	-	-	0	0	0	-	-	-	0	0	0
44 Rheumatic fever (400-402)	-	-	-	0	0	0	-	-	-	0	0	0
45 Heart diseases (410-443)	6	6	-	187.5	214.3	0	40	25	15	430.1	500.0	348.8
46 Hypertension without mention of heart (444-447)	-	-	-	0	0	0	1	-	1	10.8	0	23.3
47 Influenza and pneumonia (480-483, 490-493)	-	-	-	0	0	0	2	1	1	21.5	20.0	23.3
48 Bronchitis (500-502)	-	-	-	0	0	0	-	-	-	0	0	0
49 Ulcer of stomach and duodenum (540, 541)	-	-	-	0	0	0	1	-	1	10.9	0	23.3
50 Appendicitis (550-553)	-	-	-	0	0	0	-	-	-	0	0	0
51 Intestinal obstruction and hernia (560, 561, 570)	-	-	-	0	0	0	-	-	-	0	0	0
52 Gastritis, duodenitis, enteritis and colitis (except diarrhea of the newborn) (543, 571, 572)	-	-	-	0	0	0	-	-	-	0	0	0
53 Cirrhosis of liver (581)	-	-	-	0	0	0	-	-	-	0	0	0
54 Nephritis and nephrosis (590-594)	-	-	-	0	0	0	-	-	-	0	0	0
55 Hyperplasia of prostate (610)	-	-	-	0	0	0	-	-	-	0	0	0
56 Complications of pregnancy, childbirth and the puerperium (640-652, 670-689)	-	-	-	0	0	0	-	-	-	0	0	0
57 Congenital malformations (750-759)	-	-	-	0	0	0	1	-	1	10.8	0	23.3
58 Birth injuries, postnatal asphyxia and atelectasis (760-762)	-	-	-	0	0	0	3	1	2	32.3	20.0	46.5
59 Infection of the newborn (763-768)	-	-	-	0	0	0	1	-	1	10.8	0	23.3
60 Other diseases peculiar to early infancy, and immaturity unqualified (769-776)	-	-	-	0	0	0	2	-	2	21.5	0	46.5
61 Senility, without mention of psychosis (794)	-	-	-	0	0	0	-	-	-	0	0	0
62 Ill-defined and unknown causes (780-793, 795)	-	-	-	0	0	0	-	-	-	0	0	0
63 Motor vehicle accidents (E810-E835)	1	-	1	31.3	0	250.0	1	1	-	10.8	20.0	0
64 All other accidents (E800-E802, E840-E962)	-	-	-	0	0	0	2	2	-	21.5	40.0	0
65 Suicide (E963, E970-E979)	-	-	-	0	0	0	6	4	2	64.5	80.0	46.5
66 Homicide (E964, E980-E985)	-	-	-	0	0	0	2	-	2	21.5	0	46.5
67 All other diseases (residual)	2	2	-	62.5	71.4	0	9	5	4	96.8	100.0	93.0

124 TABLE XIV-C VITAL STATISTICS, BY CITY, BY RACE, GEORGIA, 1967  
POPULATION 2,500 - 9,999

ITEM	CUTHBERT						DAHLONEGA					
	Number			Rate or Ratio *			Number			Rate or Ratio *		
	Total	White	Non-White	Total	White	Non-White	Total	White	Non-White	Total	White	Non-White
1 Estimated population as of July 1	4,500	1,700	2,800				2,900	2,800	100			
<b>LIVE BIRTHS</b>												
2 Total	76	18	58	16.9	10.6	20.7	42	39	3	14.5	13.9	30.0
3 Delivered in hospital	24	18	6	31.6%	100.0%	10.3%	42	39	3	100.0%	100.0%	100.0%
4 Delivered in home by physician	2	—	2	2.6%	0%	3.4%	—	—	—	0%	0%	0%
5 Delivered in home by midwife	50	—	50	65.8%	0%	86.2%	—	—	—	0%	0%	0%
6 Other deliveries	—	—	—	0%	0%	0%	—	—	—	0%	0%	0%
7 Immature births	7	—	7	92.1	0	120.7	1	1	—	23.8	25.6	0
8 Live births to unwed mothers	25	—	25	328.9	0	431.0	3	3	—	71.4	76.9	0
<b>FETAL DEATHS</b>												
9 Total	2	—	2	26.3	0	34.5	—	—	—	0	0	0
10 Under 20 weeks gestation	1	—	1	13.2	0	17.2	—	—	—	0	0	0
11 20-27 weeks gestation	—	—	—	0	0	0	—	—	—	0	0	0
12 28 weeks and more	1	—	1	13.2	0	17.2	—	—	—	0	0	0
13 Unknown length of gestation	—	—	—	0	0	0	—	—	—	0	0	0
<b>DEATHS</b>												
14 Total, all ages	64	21	43	1422.2	1235.3	1535.7	17	15	2	586.2	535.7	2000.0
15 Under 1 year	2	1	1	26.3	55.0	17.2	1	1	—	23.8	25.6	0
16 Under 28 days	1	—	1	13.2	55.0	0	1	1	—	23.8	25.6	0
17 Deaths from immaturity	—	—	—	0	0	0	—	—	—	0	0	0
18 1-4 years "	—	—	—	0	0	0	—	—	—	0	0	0
19 Maternal deaths	—	—	—	0	0	0	—	—	—	0	0	0
<b>CAUSE OF DEATH</b>												
20 Tuberculosis, all forms (001-019)	—	—	—	0	0	0	—	—	—	0	0	0
21 Syphilis and its sequelae (020-029)	—	—	—	0	0	0	—	—	—	0	0	0
22 Typhoid fever (040)	—	—	—	0	0	0	—	—	—	0	0	0
23 Dysentery, all forms (045-048)	—	—	—	0	0	0	—	—	—	0	0	0
24 Scarlet fever (050)	—	—	—	0	0	0	—	—	—	0	0	0
25 Streptococcal sore throat (051)	—	—	—	0	0	0	—	—	—	0	0	0
26 Diphtheria (055)	—	—	—	0	0	0	—	—	—	0	0	0
27 Whooping cough (056)	—	—	—	0	0	0	—	—	—	0	0	0
28 Meningococcal infections (057)	—	—	—	0	0	0	—	—	—	0	0	0
29 Acute poliomyelitis (080)	—	—	—	0	0	0	—	—	—	0	0	0
30 Acute infectious encephalitis (082)	—	—	—	0	0	0	—	—	—	0	0	0
31 Smallpox (084)	—	—	—	0	0	0	—	—	—	0	0	0
32 Measles (085)	—	—	—	0	0	0	—	—	—	0	0	0
33 Typhus and other rickettsial diseases (100-103, 105-108)	—	—	—	0	0	0	—	—	—	0	0	0
34 Rocky Mountain spotted fever (104)	—	—	—	0	0	0	—	—	—	0	0	0
35 Malaria (110-117)	—	—	—	0	0	0	—	—	—	0	0	0
36 All other diseases classified as infective and parasitic (030-039, 041-044, 049, 052-054, 059-074, 081, 083, 086-096, 120-138)	—	—	—	0	0	0	—	—	—	0	0	0
37 Malignant neoplasms, including neoplasms of lymphatic and haematopoietic tissues (140-205)	4	2	2	88.9	117.6	71.4	4	4	—	137.9	142.9	0
38 Benign and unspecified neoplasms (210-239)	—	—	—	0	0	0	—	—	—	0	0	0
39 Diabetes mellitus (260)	—	—	—	0	0	0	—	—	—	0	0	0
40 Pellagra (281)	—	—	—	0	0	0	—	—	—	0	0	0
41 Anemias (290-293)	—	—	—	0	0	0	—	—	—	0	0	0
42 Vascular lesions affecting central nervous system (330-334)	13	2	11	288.9	117.6	392.9	5	4	1	172.4	142.9	1000.0
43 Nonmeningococcal meningitis (340)	—	—	—	0	0	0	—	—	—	0	0	0
44 Rheumatic fever (400-402)	—	—	—	0	0	0	—	—	—	0	0	0
45 Heart diseases (410-443)	29	10	19	644.4	588.2	678.6	3	3	—	103.4	107.1	0
46 Hypertension without mention of heart (444-447)	—	—	—	0	0	0	—	—	—	0	0	0
47 Influenza and pneumonia (480-483, 490-493)	3	1	2	66.7	58.8	71.4	1	1	—	34.5	35.7	0
48 Bronchitis (500-502)	—	—	—	0	0	0	—	—	—	0	0	0
49 Ulcer of stomach and duodenum (540, 541)	—	—	—	0	0	0	—	—	—	0	0	0
50 Appendicitis (550-553)	—	—	—	0	0	0	—	—	—	0	0	0
51 Intestinal obstruction and hernia (560, 561, 570)	—	—	—	0	0	0	—	—	—	0	0	0
52 Gastritis, duodenitis, enteritis and colitis (except diarrhea of the newborn) (543, 571, 572)	—	—	—	0	0	0	—	—	—	0	0	0
53 Cirrhosis of liver (581)	—	—	—	0	0	0	—	—	—	0	0	0
54 Nephritis and nephrosis (590-594)	1	1	—	22.2	58.8	0	1	1	—	34.5	35.7	0
55 Hyperplasia of prostate (610)	—	—	—	0	0	0	—	—	—	0	0	0
56 Complications of pregnancy, childbirth and the puerperium (640-652, 670-689)	—	—	—	0	0	0	—	—	—	0	0	0
57 Congenital malformations (750-759)	1	1	—	22.2	58.8	0	1	1	—	34.5	35.7	0
58 Birth injuries, postnatal asphyxia and atelectasis (760-762)	—	—	—	0	0	0	—	—	—	0	0	0
59 Infection of the newborn (763-768)	—	—	—	0	0	0	—	—	—	0	0	0
60 Other diseases peculiar to early infancy, and immaturity unqualified (769-776)	—	—	—	0	0	0	—	—	—	0	0	0
61 Senility, without mention of psychosis (794)	—	—	—	0	0	0	—	—	—	0	0	0
62 Ill-defined and unknown causes (780-793, 795)	4	1	3	88.9	58.8	107.1	—	—	—	0	0	0
63 Motor vehicle accidents (E810-E835)	—	—	—	0	0	0	1	—	1	34.5	0	1000.0
64 All other accidents (E800-E802, E840-E862)	2	—	2	44.4	0	71.4	—	—	—	0	0	0
65 Suicide (E963, E970-E979)	—	—	—	0	0	0	—	—	—	0	0	0
66 Homicide (E964, E980-E985)	—	—	—	0	0	0	—	—	—	0	0	0
67 All other diseases (residual)	7	3	4	155.6	170.5	142.9	1	1	—	34.5	35.7	0

TABLE XIV-C VITAL STATISTICS, BY CITY, BY RACE, GEORGIA, 1967  
POPULATION 2,500-9,999

ITEM	DAWSON						DONALDSONVILLE						
	Number			Rate or Ratio *			Number			Rate or Ratio *			
	Total	White	Non-White	Total	White	Non-White	Total	White	Non-White	Total	White	Non-White	
1 Estimated population as of July 1	5,600	2,100	3,500				3,000	1,800	1,200				1
<b>LIVE BIRTHS</b>													
2 Total	106	19	87	18.9	9.0	24.9	72	39	33	24.0	21.7	27.5	2
3 Delivered in hospital	54	19	35	50.9%	100.0%	40.2%	68	39	29	94.4%	100.0%	87.9%	3
4 Delivered in home by physician	1		1	0.9%	0%	1.1%				0%	0%	0%	4
5 Delivered in home by midwife	51		51	48.1%	0%	58.6%	4		4	5.6%	0%	12.1%	5
6 Other deliveries				0%	0%	0%				0%	0%	0%	6
7 Immature births	12		12	113.2	0	137.9	9	3	6	125.0	76.9	181.8	7
8 Live births to unwed mothers	21		21	198.1	0	241.4	11		11	157.8	0	333.3	8
<b>FETAL DEATHS</b>													
9 Total	3	1	2	28.3	52.6	23.0	1		1	13.9	0	30.3	9
10 Under 20 weeks gestation				0	0	0				0	0	0	10
11 20-27 weeks gestation				0	0	0	1		1	13.9	0	30.3	11
12 28 weeks and more	3	1	2	28.3	52.6	23.0				0	0	0	12
13 Unknown length of gestation				0	0	0				0	0	0	13
<b>DEATHS</b>													
14 Total, all ages	66	27	39	1178.6	1285.7	1114.3	36	23	13	200.0	1277.8	1083.3	14
15 Under 1 year	4		4	37.7	0	46.0	1	1		13.9	25.6	0	15
16 Under 28 days	4		4	37.7	0	46.0	1	1		13.9	25.6	0	16
17 Deaths from immaturity				0	0	0				0	0	0	17
18 1-4 years *				0	0	0				0	0	0	18
19 Maternal deaths				0	0	0				0	0	0	19
<b>CAUSE OF DEATH</b>													
20 Tuberculosis, all forms (001-019)				0	0	0				0	0	0	20
21 Syphilis and its sequelae (020-029)				0	0	0				0	0	0	21
22 Typhoid fever (040)				0	0	0				0	0	0	22
23 Dysentery, all forms (045-048)				0	0	0				0	0	0	23
24 Scarlet fever (050)				0	0	0				0	0	0	24
25 Streptococcal sore throat (051)				0	0	0				0	0	0	25
26 Diphtheria (055)				0	0	0				0	0	0	26
27 Whooping cough (056)				0	0	0				0	0	0	27
28 Meningococcal infections (057)				0	0	0				0	0	0	28
29 Acute poliomyelitis (080)				0	0	0				0	0	0	29
30 Acute infectious encephalitis (082)				0	0	0				0	0	0	30
31 Smallpox (084)				0	0	0				0	0	0	31
32 Measles (085)				0	0	0				0	0	0	32
33 Typhus and other rickettsial diseases (100-103, 105-108)				0	0	0				0	0	0	33
34 Rocky Mountain spotted fever (104)				0	0	0				0	0	0	34
35 Malaria (110-117)				0	0	0				0	0	0	35
36 All other diseases classified as infective and parasitic (030-039, 041-044, 049, 052-054, 059-074, 081, 083, 086-096, 120-138)				0	0	0	1	1		33.3	55.6	0	36
37 Malignant neoplasms, including neoplasms of lymphatic and haematopoietic tissues (140-205)	7	4	3	125.0	190.5	85.7	3	3		100.0	166.7	0	37
38 Benign and unspecified neoplasms (210-239)				0	0	0				0	0	0	38
39 Diabetes mellitus (260)	1	1		17.9	47.6	0	1	1		33.3	55.6	0	39
40 Pellagra (281)				0	0	0				0	0	0	40
41 Anemias (290-293)				0	0	0				0	0	0	41
42 Vascular lesions affecting central nervous system (330-334)	14	2	12	250.0	95.2	342.9	8	4	4	266.7	222.2	333.3	42
43 Nonmeningococcal meningitis (340)				0	0	0				0	0	0	43
44 Rheumatic fever (400-402)				0	0	0				0	0	0	44
45 Heart diseases (410-443)	23	11	12	410.7	523.8	342.9	15	9	6	500.0	500.0	500.0	45
46 Hypertension without mention of heart (444-447)				0	0	0				0	0	0	46
47 Influenza and pneumonia (480-483, 490-493)	2	1	1	35.7	47.6	28.6	2	2		66.7	111.1	0	47
48 Bronchitis (500-502)				0	0	0				0	0	0	48
49 Ulcer of stomach and duodenum (540, 541)				0	0	0				0	0	0	49
50 Appendicitis (550-553)				0	0	0				0	0	0	50
51 Intestinal obstruction and hernia (560, 561, 570)				0	0	0				0	0	0	51
52 Gastritis, duodenitis, enteritis and colitis (except diarrhea of the newborn) (543, 571, 572)				0	0	0	1		1	33.3	0	83.3	52
53 Cirrhosis of liver (581)				0	0	0				0	0	0	53
54 Nephritis and nephrosis (590-594)	1		1	17.9	0	28.6	1		1	33.3	0	83.3	54
55 Hyperplasia of prostate (610)				0	0	0				0	0	0	55
56 Complications of pregnancy, childbirth and the puerperium (640-652, 670-689)				0	0	0				0	0	0	56
57 Congenital malformations (750-759)				0	0	0				0	0	0	57
58 Birth injuries, postnatal asphyxia and atelectasis (760-762)	4		4	71.4		114.3				0	0	0	58
59 Infection of the newborn (763-768)				0	0	0				0	0	0	59
60 Other diseases peculiar to early infancy, and immaturity unqualified (769-776)				0	0	0	1	1		33.3	55.5	0	60
61 Senility, without mention of psychosis (794)				0	0	0				0	0	0	61
62 Ill-defined and unknown causes (780-793, 795)				0	0	0				0	0	0	62
63 Motor vehicle accidents (E810-E835)	3	3		53.6	142.9	0				0	0	0	63
64 All other accidents (E800-E802, E840-E962)				0	0	0				0	0	0	64
65 Suicide (E963, E970-E979)				0	0	0				0	0	0	65
66 Homicide (E964, E980-E985)	1		1	17.9	0	28.5				0	0	0	66
67 All other diseases (residual)	10	5	5	178.6	238.1	142.9	3	2	1	100.0	111.1	83.3	67

126 TABLE XIV-C VITAL STATISTICS, BY CITY, BY RACE, GEORGIA, 1967  
POPULATION 2,500-9,999

ITEM	DORAVILLE						DOUGLAS						
	Number			Rate or Ratio *			Number			Rate or Ratio *			
	Total	White	Non-White	Total	White	Non-White	Total	White	Non-White	Total	White	Non-White	
1 Estimated population as of July 1	7,100	6,800	300				9,900	6,800	3,100				1
<b>LIVE BIRTHS</b>													
2 Total	145	142	3	20.4	20.9	10.0	186	99	87	18.8	14.6	28.1	2
3 Delivered in hospital	145	142	3	100.0%	100.0%	100.0%	184	99	85	98.9%	100.0%	97.7%	3
4 Delivered in home by physician				0%	0%	0%	2		2	1.1%	0%	2.3%	4
5 Delivered in home by midwife				0%	0%	0%				0%	0%	0%	5
6 Other deliveries				0%	0%	0%				0%	0%	0%	6
7 Immature births	10	10		69.0	70.4	0	17	5	12	91.4	50.5	137.9	7
8 Live births to unwed mothers	7	5	2	48.3	35.2	666.7	42	5	37	225.8	50.5	425.3	8
<b>FETAL DEATHS</b>													
9 Total	4	3	1	27.6	21.1	333.3	5	1	4	26.9	10.1	46.0	9
10 Under 20 weeks gestation				0	0	0	2		2	10.8	0	23.0	10
11 20-27 weeks gestation	1		1	6.9	0	333.3	2		2	10.8	0	23.0	11
12 28 weeks and more	3	3		20.7	21.1	0	1	1		5.4	10.1	0	12
13 Unknown length of gestation				0	0	0				0	0	0	13
<b>DEATHS</b>													
14 Total, all ages	31	28	3	436.6	411.8	1000.0	99	72	27	1000.0	1058.8	871.0	14
15 Under 1 year	1	1		6.9	7.0	0	5	2	3	26.9	20.2	34.5	15
16 Under 28 days	1	1		6.9	7.0	0	4	2	2	21.5	20.2	23.0	16
17 Deaths from immaturity				0	0	0				0	0	0	17
18 1-4 years **	1	1					1		1				18
19 Maternal deaths				0	0	0				0	0	0	19
<b>CAUSE OF DEATH</b>													
20 Tuberculosis, all forms (001-019)				0	0	0				0	0	0	20
21 Syphilis and its sequelae (020-029)				0	0	0				0	0	0	21
22 Typhoid fever (040)				0	0	0				0	0	0	22
23 Dysentery, all forms (045-048)				0	0	0				0	0	0	23
24 Scarlet fever (050)				0	0	0				0	0	0	24
25 Streptococcal sore throat (051)				0	0	0				0	0	0	25
26 Diphtheria (055)				0	0	0				0	0	0	26
27 Whooping cough (056)				0	0	0				0	0	0	27
28 Meningococcal infections (057)				0	0	0				0	0	0	28
29 Acute poliomyelitis (080)				0	0	0				0	0	0	29
30 Acute infectious encephalitis (082)	1	1		14.1	14.7	0				0	0	0	30
31 Smallpox (084)				0	0	0				0	0	0	31
32 Measles (085)				0	0	0				0	0	0	32
33 Typhus and other rickettsial diseases (100-103, 105-108)				0	0	0				0	0	0	33
34 Rocky Mountain spotted fever (104)				0	0	0				0	0	0	34
35 Malaria (110-117)				0	0	0				0	0	0	35
36 All other diseases classified as infective and parasitic (030-039, 041-044, 049, 052-054, 059-074, 081, 083, 086-096, 120-138)				0	0	0				0	0	0	36
37 Malignant neoplasms, including neoplasms of lymphatic and haematopoietic tissues (140-205)	10	10		140.8	147.1	0	16	13	3	161.6	191.2	96.8	37
38 Benign and unspecified neoplasms (210-239)				0	0	0	1	1		10.1	14.7	0	38
39 Diabetes mellitus (260)				0	0	0	2	1	1	20.2	14.7	32.3	39
40 Pellagra (281)				0	0	0				0	0	0	40
41 Anemias (290-293)				0	0	0				0	0	0	41
42 Vascular lesions affecting central nervous system (330-334)	1	1		14.1	14.7	0	14	8	6	141.4	117.6	193.5	42
43 Nonmeningococcal meningitis (340)				0	0	0	1		1	10.1	0	32.3	43
44 Rheumatic fever (400-402)				0	0	0				0	0	0	44
45 Heart diseases (410-443)	9	6	3	126.8	88.2	1000.0	36	31	5	363.6	455.9	161.3	45
46 Hypertension without mention of heart (444-447)				0	0	0				0	0	0	46
47 Influenza and pneumonia (480-483, 490-493)	1	1		14.1	14.7	0				0	0	0	47
48 Bronchitis (500-502)				0	0	0	1	1		10.1	14.7	0	48
49 Ulcer of stomach and duodenum (540, 541)				0	0	0	1	1		10.1	14.7	0	49
50 Appendicitis (550-553)				0	0	0	1	1		10.1	14.7	0	50
51 Intestinal obstruction and hernia (560, 561, 570)				0	0	0	1	1		10.1	14.7	0	51
52 Gastritis, duodenitis, enteritis and colitis (except diarrhea of the newborn) (543, 571, 572)				0	0	0				0	0	0	52
53 Cirrhosis of liver (581)				0	0	0				0	0	0	53
54 Nephritis and nephrosis (590-594)				0	0	0	2	2		20.2	29.4	0	54
55 Hyperplasia of prostate (610)				0	0	0				0	0	0	55
56 Complications of pregnancy, childbirth and the puerperium (640-652, 670-689)				0	0	0				0	0	0	56
57 Congenital malformations (750-759)				0	0	0	1		1	10.1	0	32.3	57
58 Birth injuries, postnatal asphyxia and atelectasis (760-762)				0	0	0	3	2	1	30.3	29.4	32.3	58
59 Infection of the newborn (763-768)				0	0	0				0	0	0	59
60 Other diseases peculiar to early infancy, and immaturity unqualified (769-776)	1	1		14.1	14.7	0				0	0	0	60
61 Senility, without mention of psychosis (794)				0	0	0				0	0	0	61
62 Ill-defined and unknown causes (780-793, 795)				0	0	0	1		1	10.1	0	32.3	62
63 Motor vehicle accidents (E810-E835)	2	2		28.2	29.4	0	3	2	1	30.3	29.4	32.3	63
64 All other accidents (E800-E802, E840-E962)	2	2		28.2	29.4	0	3	1	2	30.3	14.7	64.5	64
65 Suicide (E963, E970-E979)	1	1		14.1	14.7	0	2	1	1	20.2	14.7	32.3	65
66 Homicide (E964, E980-E985)	1	1		14.1	14.7	0	1	1		10.1	14.7	0	66
67 All other diseases (residual)	2	2		28.2	29.4	0	9	5	4	90.9	73.5	129.0	67

TABLE XIV-C VITAL STATISTICS, BY CITY, BY RACE, GEORGIA, 1967  
 POPULATION 2,500- 9,999

ITEM	DOUGLASVILLE						EASTMAN						
	Number			Rate or Ratio *			Number			Rate or Ratio *			
	Total	White	Non-White	Total	White	Non-White	Total	White	Non-White	Total	White	Non-White	
1 Estimated population as of July 1	6,000	4,400	1,600				5,500	4,000	1,500				1
<b>LIVE BIRTHS</b>													
2 Total	112	77	35	18.7	17.5	21.9	105	59	46	19.1	14.8	30.7	2
3 Delivered in hospital	111	77	34	99.1%	100.0%	97.1%	77	57	20	73.3%	96.6%	43.5%	3
4 Delivered in home by physician	1	—	1	0.9%	0%	2.9%	—	—	—	0%	0%	0%	4
5 Delivered in home by midwife	—	—	—	0%	0%	0%	28	2	26	26.7%	3.4%	56.5%	5
6 Other deliveries	—	—	—	0%	0%	0%	—	—	—	0%	0%	0%	6
7 Immature births	11	5	6	98.2	64.9	171.4	13	8	5	123.8	135.6	108.7	7
8 Live births to unwed mothers	9	5	4	80.4	64.9	114.3	19	1	18	181.0	16.9	391.3	8
<b>FETAL DEATHS</b>													
9 Total	4	2	2	35.7	26.0	57.1	1	1	—	9.5	16.9	0	9
10 Under 20 weeks gestation	1	1	—	8.9	13.0	0	—	—	—	0	0	0	10
11 20-27 weeks gestation	1	1	—	8.9	13.0	0	1	1	—	9.5	16.9	0	11
12 28 weeks and more	2	—	2	17.9	0	57.1	—	—	—	0	0	0	12
13 Unknown length of gestation	—	—	—	0	0	0	—	—	—	0	0	0	13
<b>DEATHS</b>													
14 Total, all ages	69	42	27	1150.0	954.5	1687.5	70	46	24	1272.7	1150.0	1600.0	14
15 Under 1 year	6	1	5	53.6	13.0	142.9	3	—	3	28.6	0	65.2	15
16 Under 28 days	2	—	2	17.9	0	57.1	2	—	2	19.0	0	43.5	16
17 Deaths from immaturity	—	—	—	0	0	0	—	—	—	0	0	0	17
18 1-4 years * *	—	—	—	0	0	0	—	—	—	0	0	0	18
19 Maternal deaths	—	—	—	0	0	0	—	—	—	0	0	0	19
<b>CAUSE OF DEATH</b>													
20 Tuberculosis, all forms (001-019)	—	—	—	0	0	0	1	—	1	18.2	0	66.7	20
21 Syphilis and its sequelae (020-029)	—	—	—	0	0	0	—	—	—	0	0	0	21
22 Typhoid fever (040)	—	—	—	0	0	0	—	—	—	0	0	0	22
23 Dysentery, all forms (045-048)	—	—	—	0	0	0	—	—	—	0	0	0	23
24 Scarlet fever (050)	—	—	—	0	0	0	—	—	—	0	0	0	24
25 Streptococcal sore throat (051)	—	—	—	0	0	0	—	—	—	0	0	0	25
26 Diphtheria (055)	—	—	—	0	0	0	—	—	—	0	0	0	26
27 Whooping cough (056)	—	—	—	0	0	0	—	—	—	0	0	0	27
28 Meningococcal infections (057)	—	—	—	0	0	0	—	—	—	0	0	0	28
29 Acute poliomyelitis (080)	—	—	—	0	0	0	—	—	—	0	0	0	29
30 Acute infectious encephalitis (082)	—	—	—	0	0	0	—	—	—	0	0	0	30
31 Smallpox (084)	—	—	—	0	0	0	—	—	—	0	0	0	31
32 Measles (085)	—	—	—	0	0	0	—	—	—	0	0	0	32
33 Typhus and other rickettsial diseases (100-103, 105-108)	—	—	—	0	0	0	—	—	—	0	0	0	33
34 Rocky Mountain spotted fever (104)	—	—	—	0	0	0	—	—	—	0	0	0	34
35 Malaria (110-117)	—	—	—	0	0	0	—	—	—	0	0	0	35
36 All other diseases classified as infective and parasitic (030-039, 041-044, 049, 052-054, 059-074, 081, 083, 086-096, 120-138)	1	1	—	16.7	22.7	0	—	—	—	0	0	0	36
37 Malignant neoplasms, including neoplasms of lymphatic and haematopoietic tissues (140-205)	4	3	1	66.7	68.2	62.5	6	6	—	109.1	150.0	0	37
38 Benign and unspecified neoplasms (210-239)	—	—	—	0	0	0	—	—	—	0	0	0	38
39 Diabetes mellitus (260)	3	—	3	50.0	0	187.5	—	—	—	0	0	0	39
40 Pellagra (281)	—	—	—	0	0	0	—	—	—	0	0	0	40
41 Anemias (290-293)	—	—	—	0	0	0	—	—	—	0	0	0	41
42 Vascular lesions affecting central nervous system (330-334)	10	6	4	166.7	136.4	250.0	17	10	7	309.1	250.0	466.7	42
43 Nonmeningococcal meningitis (340)	—	—	—	0	0	0	—	—	—	0	0	0	43
44 Rheumatic fever (400-402)	—	—	—	0	0	0	—	—	—	0	0	0	44
45 Heart diseases (410-443)	24	14	10	400.0	318.2	625.0	20	15	5	363.6	375.0	333.3	45
46 Hypertension without mention of heart (444-447)	1	1	—	16.7	22.7	0	2	2	—	36.4	50.0	0	46
47 Influenza and pneumonia (480-483, 490-493)	3	2	1	50.0	45.5	62.5	1	1	—	18.2	25.0	0	47
48 Bronchitis (500-502)	—	—	—	0	0	0	—	—	—	0	0	0	48
49 Ulcer of stomach and duodenum (540, 541)	—	—	—	0	0	0	—	—	—	0	0	0	49
50 Appendicitis (550-553)	—	—	—	0	0	0	—	—	—	0	0	0	50
51 Intestinal obstruction and hernia (560, 561, 570)	—	—	—	0	0	0	—	—	—	0	0	0	51
52 Gastritis, duodenitis, enteritis and colitis (except diarrhea of the newborn) (543, 571, 572)	—	—	—	0	0	0	—	—	—	0	0	0	52
53 Cirrhosis of liver (581)	1	1	—	16.7	22.7	0	—	—	—	0	0	0	53
54 Nephritis and nephrosis (590-594)	—	—	—	0	0	0	—	—	—	0	0	0	54
55 Hyperplasia of prostate (610)	—	—	—	0	0	0	—	—	—	0	0	0	55
56 Complications of pregnancy, childbirth and the puerperium (640-652, 670-689)	—	—	—	0	0	0	—	—	—	0	0	0	56
57 Congenital malformations (750-759)	1	1	—	16.7	22.7	0	—	—	—	0	0	0	57
58 Birth injuries, postnatal asphyxia and atelectasis (760-762)	2	—	2	33.3	0	125.0	1	—	1	18.2	0	66.7	58
59 Infection of the newborn (763-768)	—	—	—	0	0	0	1	—	1	18.2	0	66.7	59
60 Other diseases peculiar to early infancy, and immaturity unqualified (769-776)	1	—	1	16.7	0	62.5	—	—	—	0	0	0	60
61 Senility, without mention of psychosis (794)	—	—	—	0	0	0	—	—	—	0	0	0	61
62 Ill-defined and unknown causes (780-793, 795)	1	1	—	16.7	22.7	0	3	1	4	90.9	75.0	266.7	62
63 Motor vehicle accidents (E810-E835)	7	3	4	116.7	68.2	250.0	5	3	—	54.5	75.0	0	63
64 All other accidents (E800-E802, E840-E942)	3	3	—	50.0	68.2	0	5	2	3	90.9	50.0	200.0	64
65 Suicide (E963, E970-E979)	1	1	—	16.7	22.7	0	—	—	—	0	0	0	65
66 Homicide (E964, E980-E985)	—	—	—	0	0	0	1	—	1	18.2	0	66.7	66
67 All other diseases (residual)	6	5	1	100.0	113.6	62.5	7	6	1	127.3	150.0	66.7	67

128 TABLE XIV-C VITAL STATISTICS, BY CITY, BY RACE, GEORGIA, 1967  
POPULATION 2,500-9,999

ITEM	EATONTON						ELBERTON					
	Number			Rate or Ratio *			Number			Rate or Ratio *		
	Total	White	Non-White	Total	White	Non-White	Total	White	Non-White	Total	White	Non-White
1 Estimated population as of July 1	4,100	1,800	2,300				7,700	5,100	2,600			
<b>LIVE BIRTHS</b>												
2 Total	82	30	52	20.0	16.7	22.6	125	71	54	16.2	13.9	20.8
3 Delivered in hospital	64	30	34	78.0%	100.0%	65.4%	117	71	46	93.6%	100.0%	85.2%
4 Delivered in home by physician	—	—	—	0%	0%	0%	1	—	1	0.8%	0%	1.9%
5 Delivered in home by midwife	18	—	18	22.0%	0%	34.6%	7	—	7	5.6%	0%	13.0%
6 Other deliveries	—	—	—	0%	0%	0%	—	—	—	0%	0%	0%
7 Immature births	9	1	8	109.8	33.3	153.8	14	7	7	112.0	98.6	129.6
8 Live births to unwed mothers	13	1	12	158.5	33.3	230.8	19	3	16	152.0	42.3	296.3
<b>FETAL DEATHS</b>												
9 Total	4	1	3	48.8	33.3	57.7	1	—	1	8.0	0	18.5
10 Under 20 weeks gestation	1	—	1	12.2	0	19.2	—	—	—	0	0	0
11 20-27 weeks gestation	1	1	—	12.2	33.3	0	—	—	—	0	0	0
12 28 weeks and more	1	—	1	12.2	0	19.2	—	—	—	0	0	0
13 Unknown length of gestation	1	—	1	12.2	0	19.2	1	—	1	8.0	0	18.5
<b>DEATHS</b>												
14 Total, all ages	35	21	14	853.7	166.7	608.7	91	67	24	1181.8	313.7	923.1
15 Under 1 year	3	1	2	36.6	33.3	38.5	5	2	3	40.0	28.2	55.6
16 Under 28 days	3	1	2	36.6	33.3	38.5	1	—	1	8.0	0	18.5
17 Deaths from immaturity	2	—	2	24.4	0	38.5	1	—	1	8.0	0	18.5
18 1-4 years * a	—	—	—	—	—	—	1	—	1	—	—	—
19 Maternal deaths	—	—	—	0	0	0	—	—	—	0	0	0
<b>CAUSE OF DEATH</b>												
20 Tuberculosis, all forms (001-019)	—	—	—	0	0	0	1	—	1	13.0	0	38.5
21 Syphilis and its sequelae (020-029)	—	—	—	0	0	0	—	—	—	0	0	0
22 Typhoid fever (040)	—	—	—	0	0	0	—	—	—	0	0	0
23 Dysentery, all forms (045-048)	—	—	—	0	0	0	—	—	—	0	0	0
24 Scarlet fever (050)	—	—	—	0	0	0	—	—	—	0	0	0
25 Streptococcal sore throat (051)	—	—	—	0	0	0	—	—	—	0	0	0
26 Diphtheria (055)	—	—	—	0	0	0	—	—	—	0	0	0
27 Whooping cough (056)	—	—	—	0	0	0	—	—	—	0	0	0
28 Meningococcal infections (057)	—	—	—	0	0	0	—	—	—	0	0	0
29 Acute poliomyelitis (080)	—	—	—	0	0	0	—	—	—	0	0	0
30 Acute infectious encephalitis (082)	—	—	—	0	0	0	—	—	—	0	0	0
31 Smallpox (084)	—	—	—	0	0	0	—	—	—	0	0	0
32 Measles (085)	—	—	—	0	0	0	—	—	—	0	0	0
33 Typhus and other rickettsial diseases (100-103, 105-108)	—	—	—	0	0	0	—	—	—	0	0	0
34 Rocky Mountain spotted fever (104)	—	—	—	0	0	0	—	—	—	0	0	0
35 Malaria (110-117)	—	—	—	0	0	0	—	—	—	0	0	0
36 All other diseases classified as infective and parasitic (030-039, 041-044, 049, 052-054, 059-074, 081, 083, 086-096, 120-138)	—	—	—	0	0	0	—	—	—	0	0	0
37 Malignant neoplasms, including neoplasms of lymphatic and haemopoietic tissues (140-205)	6	4	2	146.3	222.2	87.0	17	14	3	220.9	274.5	115.4
38 Benign and unspecified neoplasms (210-239)	1	—	1	24.4	0	43.5	—	—	—	0	0	0
39 Diabetes mellitus (260)	—	—	—	0	0	0	1	—	1	13.0	0	38.5
40 Pellagra (281)	—	—	—	0	0	0	—	—	—	0	0	0
41 Anemias (290-293)	—	—	—	0	0	0	—	—	—	0	0	0
42 Vascular lesions affecting central nervous system (330-334)	2	2	—	48.8	111.1	0	7	4	3	90.9	78.4	115.4
43 Nonmeningococcal meningitis (340)	—	—	—	0	0	0	—	—	—	0	0	0
44 Rheumatic fever (400-402)	—	—	—	0	0	0	—	—	—	0	0	0
45 Heart diseases (410-443)	12	6	6	292.7	333.3	260.9	37	31	6	480.5	607.8	230.8
46 Hypertension without mention of heart (444-447)	—	—	—	0	0	0	—	—	—	0	0	0
47 Influenza and pneumonia (480-483, 490-493)	2	2	—	48.8	111.1	0	1	—	1	13.0	0	38.5
48 Bronchitis (500-502)	—	—	—	0	0	0	—	—	—	0	0	0
49 Ulcer of stomach and duodenum (540, 541)	—	—	—	0	0	0	—	—	—	0	0	0
50 Appendicitis (550-553)	—	—	—	0	0	0	—	—	—	0	0	0
51 Intestinal obstruction and hernia (560, 561, 570)	—	—	—	0	0	0	2	2	—	26.0	39.2	0
52 Gastritis, duodenitis, enteritis and colitis (except diarrhea of the newborn) (543, 571, 572)	—	—	—	0	0	0	1	1	—	13.0	19.6	0
53 Cirrhosis of liver (581)	—	—	—	0	0	0	1	1	—	13.0	19.6	0
54 Nephritis and nephrosis (590-594)	—	—	—	0	0	0	3	1	2	39.0	19.6	76.9
55 Hyperplasia of prostate (610)	—	—	—	0	0	0	—	—	—	0	0	0
56 Complications of pregnancy, childbirth and the puerperium (640-652, 670-689)	—	—	—	0	0	0	—	—	—	0	0	0
57 Congenital malformations (750-759)	2	2	—	48.8	111.1	0	1	—	1	13.0	0	38.5
58 Birth injuries, postnatal asphyxia and atelectasis (760-762)	—	—	—	0	0	0	1	1	—	13.0	19.6	0
59 Infection of the newborn (763-768)	—	—	—	0	0	0	—	—	—	0	0	0
60 Other diseases peculiar to early infancy, and immaturity unqualified (769-776)	2	—	2	48.8	0	87.0	1	—	1	13.0	0	38.5
61 Senility, without mention of psychosis (794)	—	—	—	0	0	0	—	—	—	0	0	0
62 Ill-defined and unknown causes (780-793, 795)	—	—	—	0	0	0	1	—	1	13.0	0	38.5
63 Motor vehicle accidents (E810-E835)	2	1	1	48.8	55.6	43.5	3	3	—	39.0	58.8	0
64 All other accidents (E800-E802, E840-E962)	2	1	1	48.8	55.6	43.5	3	2	1	39.0	39.2	38.5
65 Suicide (E963, E970-E979)	1	1	—	24.4	55.6	0	1	—	—	13.0	19.6	0
66 Homicide (E984, E980-E985)	—	—	—	0	0	0	—	—	—	0	0	0
67 All other diseases (residual)	3	2	1	73.2	111.1	43.5	9	6	3	116.9	117.6	115.4

TABLE XIV-C VITAL STATISTICS, BY CITY, BY RACE, GEORGIA, 1967  
POPULATION 2,500-9,999

ITEM	FITZGERALD						FORSYTH					
	Number			Rate or Ratio *			Number			Rate or Ratio *		
	Total	White	Non-White	Total	White	Non-White	Total	White	Non-White	Total	White	Non-White
1 Estimated population as of July 1	9,300	5,600	3,700				4,000	2,200	1,800			
<b>LIVE BIRTHS</b>												
2 Total	116	71	45	12.5	12.7	12.2	69	34	35	17.3	15.5	19.4
3 Delivered in hospital	116	71	45	100.0%	100.0%	100.0%	49	34	15	71.0%	100.0%	42.9%
4 Delivered in home by physician	-	-	-	0%	0%	0%	-	-	-	0%	0%	0%
5 Delivered in home by midwife	-	-	-	0%	0%	0%	20	-	20	29.0%	0%	57.1%
6 Other deliveries	-	-	-	0%	0%	0%	-	-	-	0%	0%	0%
7 Immature births	17	8	9	146.6	112.7	200.0	9	2	7	130.4	58.8	200.0
8 Live births to unwed mothers	18	1	17	155.2	14.1	377.3	11	1	10	159.4	29.4	285.7
<b>FETAL DEATHS</b>												
9 Total	-	-	-	0	0	0	-	-	-	0	0	0
10 Under 20 weeks gestation	-	-	-	0	0	0	-	-	-	0	0	0
11 20-27 weeks gestation	-	-	-	0	0	0	-	-	-	0	0	0
12 28 weeks and more	-	-	-	0	0	0	-	-	-	0	0	0
13 Unknown length of gestation	-	-	-	0	0	0	-	-	-	0	0	0
<b>DEATHS</b>												
14 Total, all ages	143	95	48	1537.6	1696.4	1297.3	38	19	19	950.0	863.6	1055.6
15 Under 1 year	7	7	-	60.3	98.6	0	3	-	3	43.5	0	85.7
16 Under 28 days	7	7	-	60.3	98.6	0	2	-	2	29.0	0	57.1
17 Deaths from immaturity	3	3	-	25.9	42.3	0	1	-	1	14.5	0	28.6
18 1-4 years **	1	-	1	0	0	0	2	1	1	0	0	0
19 Maternal deaths	-	-	-	0	0	0	-	-	-	0	0	0
<b>CAUSE OF DEATH</b>												
20 Tuberculosis, all forms (001-019)	-	-	-	0	0	0	-	-	-	0	0	0
21 Syphilis and its sequelae (020-029)	-	-	-	0	0	0	-	-	-	0	0	0
22 Typhoid fever (040)	-	-	-	0	0	0	-	-	-	0	0	0
23 Dysentery, all forms (045-048)	-	-	-	0	0	0	-	-	-	0	0	0
24 Scarlet fever (050)	-	-	-	0	0	0	-	-	-	0	0	0
25 Streptococcal sore throat (051)	-	-	-	0	0	0	-	-	-	0	0	0
26 Diphtheria (055)	-	-	-	0	0	0	-	-	-	0	0	0
27 Whooping cough (056)	-	-	-	0	0	0	-	-	-	0	0	0
28 Meningococcal infections (057)	-	-	-	0	0	0	-	-	-	0	0	0
29 Acute poliomyelitis (080)	-	-	-	0	0	0	-	-	-	0	0	0
30 Acute infectious encephalitis (082)	-	-	-	0	0	0	-	-	-	0	0	0
31 Smallpox (084)	-	-	-	0	0	0	-	-	-	0	0	0
32 Measles (085)	-	-	-	0	0	0	-	-	-	0	0	0
33 Typhus and other rickettsial diseases (100-103, 105-108)	-	-	-	0	0	0	-	-	-	0	0	0
34 Rocky Mountain spotted fever (104)	-	-	-	0	0	0	-	-	-	0	0	0
35 Malaria (110-117)	-	-	-	0	0	0	-	-	-	0	0	0
36 All other diseases classified as infective and parasitic (030-039, 041-044, 049, 052-054, 059-074, 081, 083, 086-096, 120-138)	-	-	-	0	0	0	-	-	-	0	0	0
37 Malignant neoplasms, including neoplasms of lymphatic and haematopoietic tissues (140-205)	22	12	10	236.6	214.3	270.3	4	4	-	100.0	181.8	0
38 Benign and unspecified neoplasms (210-239)	-	-	-	0	0	0	-	-	-	0	0	0
39 Diabetes mellitus (260)	2	1	1	21.5	17.9	27.0	2	2	-	50.0	90.9	0
40 Pellagra (281)	-	-	-	0	0	0	-	-	-	0	0	0
41 Anemias (290-293)	-	-	-	0	0	0	2	-	2	50.0	0	111.1
42 Vascular lesions affecting central nervous system (330-334)	31	18	13	333.3	321.4	351.4	3	1	2	75.0	45.5	111.1
43 Nonmeningococcal meningitis (340)	-	-	-	0	0	0	-	-	-	0	0	0
44 Rheumatic fever (400-402)	-	-	-	0	0	0	-	-	-	0	0	0
45 Heart diseases (410-443)	43	30	13	462.4	535.7	351.4	15	9	6	375.0	409.1	333.3
46 Hypertension without mention of heart (444-447)	-	-	-	0	0	0	1	-	1	25.0	0	55.6
47 Influenza and pneumonia (480-483, 490-493)	3	1	2	32.3	17.9	54.1	2	-	2	50.0	0	111.1
48 Bronchitis (500-502)	1	1	-	10.8	17.9	0	-	-	-	0	0	0
49 Ulcer of stomach and duodenum (540, 541)	-	-	-	0	0	0	-	-	-	0	0	0
50 Appendicitis (550-553)	-	-	-	0	0	0	-	-	-	0	0	0
51 Intestinal obstruction and hernia (560, 561, 570)	-	-	-	0	0	0	-	-	-	0	0	0
52 Gastritis, duodenitis, enteritis and colitis (except diarrhea of the newborn) (543, 571, 572)	-	-	-	0	0	0	-	-	-	0	0	0
53 Cirrhosis of liver (581)	1	1	-	10.8	17.9	0	-	-	-	0	0	0
54 Nephritis and nephrosis (590-594)	2	1	1	21.5	17.9	27.0	-	-	-	0	0	0
55 Hyperplasia of prostate (610)	-	-	-	0	0	0	-	-	-	0	0	0
56 Complications of pregnancy, childbirth and the puerperium (640-652, 670-689)	-	-	-	0	0	0	-	-	-	0	0	0
57 Congenital malformations (750-759)	1	1	-	10.8	17.9	0	-	-	-	0	0	0
58 Birth injuries, postnatal asphyxia and atelectasis (760-762)	3	3	-	32.3	53.6	0	-	-	-	0	0	0
59 Infection of the newborn (763-768)	-	-	-	0	0	0	-	-	-	0	0	0
60 Other diseases peculiar to early infancy, and immaturity unqualified (769-776)	3	3	-	32.3	53.6	0	2	-	2	50.0	0	111.1
61 Senility, without mention of psychosis (794)	-	-	-	0	0	0	-	-	-	0	0	0
62 Ill-defined and unknown causes (780-793, 795)	-	-	-	0	0	0	-	-	-	0	0	0
63 Motor vehicle accidents (E810-E835)	6	5	1	64.5	89.3	27.0	2	1	1	50.0	45.5	55.6
64 All other accidents (E800-E802, E840-E962)	3	3	-	32.3	53.6	0	-	-	-	0	0	0
65 Suicide (E963, E970-E979)	2	2	-	21.5	35.7	0	-	-	-	0	0	0
66 Homicide (E964, E980-E985)	2	-	2	21.5	0	54.1	1	-	1	25.0	0	55.6
67 All other diseases (residual)	18	13	5	193.5	232.1	135.1	4	2	2	100.0	90.9	111.1

130 TABLE XIV-C VITAL STATISTICS, BY CITY, BY RACE, GEORGIA, 1967  
POPULATION 2,500-9,999

ITEM	FORT VALLEY						GARDEN CITY						
	Number			Rate or Ratio *			Number			Rate or Ratio *			
	Total	White	Non-White	Total	White	Non-White	Total	White	Non-White	Total	White	Non-White	
1 Estimated population as of July 1	9,300	3,400	5,900				5,100	3,500	1,600				1
<b>LIVE BIRTHS</b>													
2 Total	194	51	143	20.9	15.0	24.2	61	57	4	12.0	16.3	2.5	2
3 Delivered in hospital	150	51	99	77.3%	100.0%	69.2%	61	57	4	100.0%	100.0%	100.0%	3
4 Delivered in home by physician	3	—	3	1.5%	0%	2.1%	—	—	—	0%	0%	0%	4
5 Delivered in home by midwife	41	—	41	21.1%	0%	28.7%	—	—	—	0%	0%	0%	5
6 Other deliveries	—	—	—	0%	0%	0%	—	—	—	0%	0%	0%	6
7 Immature births	18	5	13	92.8	98.0	90.9	—	—	—	0	0	0	7
8 Live births to unwed mothers	24	1	23	123.7	19.6	160.8	—	—	—	0	0	0	8
<b>FETAL DEATHS</b>													
9 Total	1	—	1	5.2	0	7.0	8	8	—	131.1	140.4	0	9
10 Under 20 weeks gestation	—	—	—	0	0	0	6	6	—	98.4	105.3	0	10
11 20-27 weeks gestation	—	—	—	0	0	0	1	1	—	16.4	17.5	0	11
12 28 weeks and more	1	—	1	5.2	0	7.0	1	1	—	16.4	17.5	0	12
13 Unknown length of gestation	—	—	—	0	0	0	—	—	—	0	0	0	13
<b>DEATHS</b>													
14 Total, all ages	75	35	40	806.5	1029.4	678.0	26	25	1	509.8	714.3	62.5	14
15 Under 1 year	7	1	6	36.1	19.6	42.0	1	1	—	16.4	17.5	0	15
16 Under 28 days	3	—	3	15.5	0	21.0	1	1	—	16.4	17.5	0	16
17 Deaths from immaturity	2	—	2	10.3	0	14.0	—	—	—	0	0	0	17
18 1-4 years **	2	—	2	—	—	—	—	—	—	—	—	—	18
19 Maternal deaths	—	—	—	0	0	0	1	1	—	163.9	175.4	0	19
<b>CAUSE OF DEATH</b>													
20 Tuberculosis, all forms (001-019)	—	—	—	0	0	0	—	—	—	0	0	0	20
21 Syphilis and its sequelae (020-029)	—	—	—	0	0	0	—	—	—	0	0	0	21
22 Typhoid fever (040)	—	—	—	0	0	0	—	—	—	0	0	0	22
23 Dysentery, all forms (045-048)	—	—	—	0	0	0	—	—	—	0	0	0	23
24 Scarlet fever (050)	—	—	—	0	0	0	—	—	—	0	0	0	24
25 Streptococcal sore throat (051)	—	—	—	0	0	0	—	—	—	0	0	0	25
26 Diphtheria (055)	—	—	—	0	0	0	—	—	—	0	0	0	26
27 Whooping cough (056)	—	—	—	0	0	0	—	—	—	0	0	0	27
28 Meningococcal infections (057)	—	—	—	0	0	0	—	—	—	0	0	0	28
29 Acute poliomyelitis (080)	—	—	—	0	0	0	—	—	—	0	0	0	29
30 Acute infectious encephalitis (082)	—	—	—	0	0	0	—	—	—	0	0	0	30
31 Smallpox (084)	—	—	—	0	0	0	—	—	—	0	0	0	31
32 Measles (085)	—	—	—	0	0	0	—	—	—	0	0	0	32
33 Typhus and other rickettsial diseases (100-103, 105-108)	—	—	—	0	0	0	—	—	—	0	0	0	33
34 Rocky Mountain spotted fever (104)	—	—	—	0	0	0	—	—	—	0	0	0	34
35 Malaria (110-117)	—	—	—	0	0	0	—	—	—	0	0	0	35
36 All other diseases classified as infective and parasitic (030-039, 041-044, 049, 052-054, 059-074, 081, 083, 086-096, 120-138)	—	—	—	0	0	0	—	—	—	0	0	0	36
37 Malignant neoplasms, including neoplasms of lymphatic and haematopoietic tissues (140-205)	12	7	5	129.0	205.9	84.7	4	4	—	78.4	114.3	0	37
38 Benign and unspecified neoplasms (210-239)	—	—	—	0	0	0	—	—	—	0	0	0	38
39 Diabetes mellitus (260)	3	2	1	32.3	58.8	10.9	1	1	—	19.6	28.6	0	39
40 Pellagra (281)	—	—	—	0	0	0	—	—	—	0	0	0	40
41 Anemias (290-293)	—	—	—	0	0	0	—	—	—	0	0	0	41
42 Vascular lesions affecting central nervous system (330-334)	6	3	3	64.5	88.2	50.8	3	3	—	58.8	85.7	0	42
43 Nonmeningococcal meningitis (340)	—	—	—	0	0	0	—	—	—	0	0	0	43
44 Rheumatic fever (400-402)	—	—	—	0	0	0	—	—	—	0	0	0	44
45 Heart diseases (410-443)	26	15	11	279.6	441.2	186.4	12	11	1	235.3	314.3	62.5	45
46 Hypertension without mention of heart (444-447)	2	—	2	21.5	0	33.9	—	—	—	0	0	0	46
47 Influenza and pneumonia (480-483, 490-493)	4	—	4	43.0	0	67.8	—	—	—	0	0	0	47
48 Bronchitis (500-502)	—	—	—	0	0	0	—	—	—	0	0	0	48
49 Ulcer of stomach and duodenum (540, 541)	—	—	—	0	0	0	—	—	—	0	0	0	49
50 Appendicitis (550-553)	—	—	—	0	0	0	—	—	—	0	0	0	50
51 Intestinal obstruction and hernia (560, 561, 570)	—	—	—	0	0	0	—	—	—	0	0	0	51
52 Gastritis, duodenitis, enteritis and colitis (except diarrhea of the newborn) (543, 571, 572)	1	1	—	10.8	29.4	0	—	—	—	0	0	0	52
53 Cirrhosis of liver (581)	—	—	—	0	0	0	—	—	—	0	0	0	53
54 Nephritis and nephrosis (590-594)	1	—	1	10.8	0	16.9	—	—	—	0	0	0	54
55 Hyperplasia of prostate (610)	—	—	—	0	0	0	—	—	—	0	0	0	55
56 Complications of pregnancy, childbirth and the puerperium (640-652, 670-689)	—	—	—	0	0	0	1	1	—	19.6	28.6	0	56
57 Congenital malformations (750-759)	1	1	—	10.8	29.4	0	—	—	—	0	0	0	57
58 Birth injuries, postnatal asphyxia and atelectasis (760-762)	—	—	—	0	0	0	1	1	—	19.6	28.6	0	58
59 Infection of the newborn (763-768)	1	—	1	10.8	0	16.9	—	—	—	0	0	0	59
60 Other diseases peculiar to early infancy, and immaturity unqualified (769-776)	3	—	3	32.3	0	50.8	—	—	—	0	0	0	60
61 Senility, without mention of psychosis (794)	—	—	—	0	0	0	—	—	—	0	0	0	61
62 Ill-defined and unknown causes (780-793, 795)	2	—	2	21.5	0	33.9	—	—	—	0	0	0	62
63 Motor vehicle accidents (E810-E835)	4	2	2	43.0	58.8	33.9	2	2	—	39.2	57.1	0	63
64 All other accidents (E800-E802, E840-E962)	1	—	1	10.8	0	16.9	—	—	—	0	0	0	64
65 Suicide (E963, E970-E979)	2	1	1	21.5	29.4	16.9	—	—	—	0	0	0	65
66 Homicide (E964, E980-E985)	1	1	—	10.8	29.4	0	—	—	—	0	0	0	66
67 All other diseases (residual)	5	2	3	53.8	58.8	50.8	2	2	—	39.2	57.1	0	67



TABLE XIV-C VITAL STATISTICS, BY CITY, BY RACE, GEORGIA, 1967  
POPULATION 2,500-9,999

ITEM	GLENNVILLE						GREENSBORO					
	Number			Rate or Ratio *			Number			Rate or Ratio *		
	Total	White	Non-White	Total	White	Non-White	Total	White	Non-White	Total	White	Non-White
1 Estimated population as of July 1	3,000	2,200	800				3,000	1,700	1,300			
<b>LIVE BIRTHS</b>												
2 Total	55	29	26	18.3	13.2	32.5	58	17	41	19.3	10.0	31.5
3 Delivered in hospital	48	28	20	87.3%	96.6%	76.9%	56	17	39	96.6%	100.0%	95.1%
4 Delivered in home by physician	3	1	2	5.5%	3.4%	7.7%	1	—	1	1.7%	0%	2.4%
5 Delivered in home by midwife	4	—	4	7.3%	0%	15.4%	1	—	1	1.7%	0%	2.4%
6 Other deliveries	—	—	—	0%	0%	0%	—	—	—	0%	0%	0%
7 Immature births	5	5	—	90.9	172.4	0	6	—	6	103.4	0	146.3
8 Live births to unwed mothers	13	2	11	236.4	69.0	423.1	13	1	12	224.1	58.8	292.7
<b>FETAL DEATHS</b>												
9 Total	2	2	—	36.4	69.0	0	5	3	2	86.2	176.5	48.8
10 Under 20 weeks gestation	—	—	—	0	0	0	1	1	—	17.2	58.8	0
11 20-27 weeks gestation	1	1	—	18.2	34.5	0	1	—	1	17.2	0	24.4
12 28 weeks and more	1	1	—	18.2	34.5	0	3	2	1	51.7	117.6	24.4
13 Unknown length of gestation	—	—	—	0	0	0	—	—	—	0	0	0
<b>DEATHS</b>												
14 Total, all ages	37	25	12	233.3	1136.4	1500.0	36	15	21	200.0	882.4	1615.4
15 Under 1 year	3	3	—	54.5	103.4	0	2	—	2	34.5	0	48.8
16 Under 28 days	3	3	—	54.5	103.4	0	2	—	2	34.5	0	48.8
17 Deaths from immaturity	—	—	—	0	0	0	—	—	—	0	0	0
18 1-4 years **	—	—	—	0	0	0	1	—	1	0	0	0
19 Maternal deaths	—	—	—	0	0	0	—	—	—	0	0	0
<b>CAUSE OF DEATH</b>												
20 Tuberculosis, all forms (001-019)	—	—	—	0	0	0	—	—	—	0	0	0
21 Syphilis and its sequelae (020-029)	—	—	—	0	0	0	—	—	—	0	0	0
22 Typhoid fever (040)	—	—	—	0	0	0	—	—	—	0	0	0
23 Dysentery, all forms (045-048)	—	—	—	0	0	0	—	—	—	0	0	0
24 Scarlet fever (050)	—	—	—	0	0	0	—	—	—	0	0	0
25 Streptococcal sore throat (051)	—	—	—	0	0	0	—	—	—	0	0	0
26 Diphtheria (055)	—	—	—	0	0	0	—	—	—	0	0	0
27 Whooping cough (056)	—	—	—	0	0	0	—	—	—	0	0	0
28 Meningococcal infections (057)	—	—	—	0	0	0	—	—	—	0	0	0
29 Acute poliomyelitis (080)	—	—	—	0	0	0	—	—	—	0	0	0
30 Acute infectious encephalitis (082)	—	—	—	0	0	0	—	—	—	0	0	0
31 Smallpox (084)	—	—	—	0	0	0	—	—	—	0	0	0
32 Measles (085)	—	—	—	0	0	0	—	—	—	0	0	0
33 Typhus and other rickettsial diseases (100-103, 105-108)	—	—	—	0	0	0	—	—	—	0	0	0
34 Rocky Mountain spotted fever (104)	—	—	—	0	0	0	—	—	—	0	0	0
35 Malaria (110-117)	—	—	—	0	0	0	—	—	—	0	0	0
36 All other diseases classified as infective and parasitic (030-039, 041-044, 049, 052-054, 059-074, 081, 083, 086-096, 120-138)	1	—	1	33.3	—	125.0	—	—	—	0	0	0
37 Malignant neoplasms, including neoplasms of lymphatic and haematopoietic tissues (140-205)	2	2	—	66.7	90.9	0	2	1	1	66.7	58.8	76.9
38 Benign and unspecified neoplasms (210-239)	—	—	—	0	0	0	—	—	—	0	0	0
39 Diabetes mellitus (260)	1	1	—	33.3	45.5	0	2	1	1	66.7	58.8	76.9
40 Pellagra (281)	—	—	—	0	0	0	—	—	—	0	0	0
41 Anemias (290-293)	—	—	—	0	0	0	—	—	—	0	0	0
42 Vascular lesions affecting central nervous system (330-334)	4	1	3	133.3	45.5	375.0	6	2	4	200.0	117.6	307.7
43 Nonmeningococcal meningitis (340)	—	—	—	0	0	0	—	—	—	0	0	0
44 Rheumatic fever (400-402)	—	—	—	0	0	0	—	—	—	0	0	0
45 Heart diseases (410-443)	15	10	5	500.0	454.5	625.0	14	7	7	466.7	411.8	539.5
46 Hypertension without mention of heart (444-447)	1	1	—	33.3	45.5	0	—	—	—	0	0	0
47 Influenza and pneumonia (480-483, 490-493)	1	1	—	33.3	45.5	0	2	—	2	66.7	0	153.8
48 Bronchitis (500-502)	—	—	—	0	0	0	1	1	—	33.3	58.8	0
49 Ulcer of stomach and duodenum (540, 541)	—	—	—	0	0	0	—	—	—	0	0	0
50 Appendicitis (550-553)	—	—	—	0	0	0	—	—	—	0	0	0
51 Intestinal obstruction and hernia (560, 561, 570)	—	—	—	0	0	0	—	—	—	0	0	0
52 Gastritis, duodenitis, enteritis and colitis (except diarrhea of the newborn) (543, 571, 572)	—	—	—	0	0	0	—	—	—	0	0	0
53 Cirrhosis of liver (581)	—	—	—	0	0	0	—	—	—	0	0	0
54 Nephritis and nephrosis (590-594)	1	1	—	33.3	45.5	0	—	—	—	0	0	0
55 Hyperplasia of prostate (610)	—	—	—	0	0	0	—	—	—	0	0	0
56 Complications of pregnancy, childbirth and the puerperium (640-652, 670-689)	—	—	—	0	0	0	—	—	—	0	0	0
57 Congenital malformations (750-759)	—	—	—	0	0	0	—	—	—	0	0	0
58 Birth injuries, postnatal asphyxia and atelectasis (760-762)	2	2	—	66.7	90.9	0	—	—	—	0	0	0
59 Infection of the newborn (763-768)	—	—	—	0	0	0	—	—	—	0	0	0
60 Other diseases peculiar to early infancy, and immaturity unqualified (769-776)	1	1	—	33.3	45.5	0	2	—	2	66.7	0	153.8
61 Senility, without mention of psychosis (794)	—	—	—	0	0	0	—	—	—	0	0	0
62 Ill-defined and unknown causes (780-793, 795)	1	—	1	33.3	0	125.0	—	—	—	0	0	0
63 Motor vehicle accidents (E810-E835)	1	1	—	33.3	45.5	0	1	—	1	33.3	0	76.9
64 All other accidents (E800-E802, E840-E962)	3	2	1	100.0	90.9	125.0	2	2	—	66.7	117.6	0
65 Suicide (E963, E970-E979)	—	—	—	0	0	0	—	—	—	0	0	0
66 Homicide (E964, E980-E985)	—	—	—	0	0	0	1	—	1	33.3	0	76.9
67 All other diseases (residual)	3	2	1	100.0	90.9	125.0	3	1	2	100.0	58.8	153.8

132 TABLE XIV-C VITAL STATISTICS, BY CITY, BY RACE, GEORGIA, 1967  
POPULATION 2,500-9,999

ITEM	HARTWELL						HAWKINSVILLE						
	Number			Rate or Ratio *			Number			Rate or Ratio *			
	Total	White	Non-White	Total	White	Non-White	Total	White	Non-White	Total	White	Non-White	
1 Estimated population as of July 1	5,000	3,800	1,200				4,400	2,500	1,900				1
<b>LIVE BIRTHS</b>													
2 Total	111	75	36	22.2	19.7	30.0	71	34	37	16.1	13.6	19.5	2
3 Delivered in hospital	109	75	34	98.2%	100.0%	94.4%	47	31	16	66.2%	91.2%	43.2%	3
4 Delivered in home by physician	1	—	1	0.9%	0%	2.8%	2	—	2	2.8%	0%	5.4%	4
5 Delivered in home by midwife	1	—	1	0.9%	0%	2.8%	22	3	19	31.0%	8.8%	51.4%	5
6 Other deliveries	—	—	—	0%	0%	0%	—	—	—	0%	0%	0%	6
7 Immature births	14	6	8	126.1	80.0	222.2	8	2	6	112.7	58.8	162.2	7
8 Live births to unwed mothers	10	1	9	90.1	13.3	250.0	13	2	11	183.1	58.8	297.3	8
<b>FETAL DEATHS</b>													
9 Total	2	2	—	18.0	26.7	0	3	1	2	42.3	29.4	54.1	9
10 Under 20 weeks gestation	—	—	—	0	0	0	1	—	1	14.1	0	27.0	10
11 20-27 weeks gestation	—	—	—	0	0	0	—	—	—	0	0	0	11
12 28 weeks and more	2	2	—	18.0	26.7	0	2	1	1	28.2	29.4	27.0	12
13 Unknown length of gestation	—	—	—	0	0	0	—	—	—	0	0	0	13
<b>DEATHS</b>													
14 Total, all ages	49	39	10	980.0	1026.3	833.3	58	33	25	1318.2	1320.0	1315.8	14
15 Under 1 year	3	1	2	27.0	13.3	55.6	5	3	2	70.4	88.2	54.1	15
16 Under 28 days	3	1	2	27.0	13.3	55.6	1	1	—	14.1	29.4	0	16
17 Deaths from immaturity	—	—	—	0	0	0	—	—	—	0	0	0	17
18 1-4 years * #	—	—	—	0	0	0	3	1	2	—	—	—	18
19 Maternal deaths	—	—	—	0	0	0	—	—	—	0	0	0	19
<b>CAUSE OF DEATH</b>													
20 Tuberculosis, all forms (001-019)	—	—	—	0	0	0	—	—	—	0	0	0	20
21 Syphilis and its sequelae (020-029)	—	—	—	0	0	0	—	—	—	0	0	0	21
22 Typhoid fever (040)	—	—	—	0	0	0	—	—	—	0	0	0	22
23 Dysentery, all forms (045-048)	—	—	—	0	0	0	—	—	—	0	0	0	23
24 Scarlet fever (050)	—	—	—	0	0	0	—	—	—	0	0	0	24
25 Streptococcal sore throat (051)	—	—	—	0	0	0	—	—	—	0	0	0	25
26 Diphtheria (055)	—	—	—	0	0	0	—	—	—	0	0	0	26
27 Whooping cough (056)	—	—	—	0	0	0	—	—	—	0	0	0	27
28 Meningococcal infections (057)	—	—	—	0	0	0	—	—	—	0	0	0	28
29 Acute poliomyelitis (080)	—	—	—	0	0	0	—	—	—	0	0	0	29
30 Acute infectious encephalitis (082)	—	—	—	0	0	0	—	—	—	0	0	0	30
31 Smallpox (084)	—	—	—	0	0	0	—	—	—	0	0	0	31
32 Measles (085)	—	—	—	0	0	0	—	—	—	0	0	0	32
33 Typhus and other rickettsial diseases (100-103, 105-108)	—	—	—	0	0	0	—	—	—	0	0	0	33
34 Rocky Mountain spotted fever (104)	—	—	—	0	0	0	—	—	—	0	0	0	34
35 Malaria (110-117)	—	—	—	0	0	0	—	—	—	0	0	0	35
36 All other diseases classified as infective and parasitic (030-039, 041-044, 049, 052-054, 059-074, 081, 083, 086-096, 120-138)	—	—	—	0	0	0	—	—	—	0	0	0	36
37 Malignant neoplasms, including neoplasms of lymphatic and haematopoietic tissues (140-205)	7	7	—	140.0	184.2	0	8	5	3	181.8	200.0	157.9	37
38 Benign and unspecified neoplasms (210-239)	—	—	—	0	0	0	—	—	—	0	0	0	38
39 Diabetes mellitus (260)	1	1	—	20.0	26.3	0	1	1	—	22.7	40.0	0	39
40 Pellagra (281)	—	—	—	0	0	0	—	—	—	0	0	0	40
41 Anemias (290-293)	—	—	—	0	0	0	1	—	1	22.7	0	52.6	41
42 Vascular lesions affecting central nervous system (330-334)	9	7	2	180.0	184.2	166.7	7	5	2	159.1	200.0	105.3	42
43 Nonmeningococcal meningitis (340)	—	—	—	0	0	0	—	—	—	0	0	0	43
44 Rheumatic fever (400-402)	—	—	—	0	0	0	1	—	1	22.7	0	52.6	44
45 Heart diseases (410-443)	17	15	2	340.0	394.7	166.7	12	7	5	272.7	280.0	263.2	45
46 Hypertension without mention of heart (444-447)	1	1	—	20.0	0	83.3	1	—	1	22.7	0	52.6	46
47 Influenza and pneumonia (480-483, 490-493)	—	—	—	0	0	0	3	2	1	68.2	80.0	52.6	47
48 Bronchitis (500-502)	—	—	—	0	0	0	—	—	—	0	0	0	48
49 Ulcer of stomach and duodenum (540, 541)	1	—	1	20.0	0	83.3	—	—	—	0	0	0	49
50 Appendicitis (550-553)	—	—	—	0	0	0	—	—	—	0	0	0	50
51 Intestinal obstruction and hernia (560, 561, 570)	1	1	—	20.0	26.3	0	1	—	1	22.7	0	52.6	51
52 Gastritis, duodenitis, enteritis and colitis (except diarrhea of the newborn) (543, 571, 572)	—	—	—	0	0	0	1	1	—	22.7	40.0	0	52
53 Cirrhosis of liver (581)	—	—	—	0	0	0	—	—	—	0	0	0	53
54 Nephritis and nephrosis (590-594)	—	—	—	0	0	0	3	2	1	68.2	80.0	52.6	54
55 Hyperplasia of prostate (610)	1	1	—	20.0	26.3	0	—	—	—	0	0	0	55
56 Complications of pregnancy, childbirth and the puerperium (640-652, 670-689)	—	—	—	0	0	0	—	—	—	0	0	0	56
57 Congenital malformations (750-759)	—	—	—	0	0	0	2	2	—	45.5	80.0	0	57
58 Birth injuries, postnatal asphyxia and atelectasis (760-762)	2	1	1	40.0	26.3	83.3	1	1	—	22.7	40.0	0	58
59 Infection of the newborn (763-768)	1	—	1	20.0	0	83.3	—	—	—	0	0	0	59
60 Other diseases peculiar to early infancy, and immaturity unqualified (769-776)	—	—	—	0	0	0	1	—	1	22.7	0	52.6	60
61 Senility, without mention of psychosis (794)	—	—	—	0	0	0	1	—	1	22.7	0	52.6	61
62 Ill-defined and unknown causes (780-793, 795)	—	—	—	0	0	0	4	—	4	90.9	0	210.5	62
63 Motor vehicle accidents (E810-E835)	1	1	—	20.0	26.3	0	2	2	—	45.5	80.0	0	63
64 All other accidents (E800-E802, E840-E962)	—	—	—	0	0	0	4	2	2	90.9	80.0	105.3	64
65 Suicide (E963, E970-E979)	—	—	—	0	0	0	—	—	—	0	0	0	65
66 Homicide (E984, E980-E985)	1	—	1	20.0	0	83.3	—	—	—	0	0	0	66
67 All other diseases (residual)	6	5	1	120.0	131.6	83.3	4	3	1	90.9	120.0	52.6	67

TABLE XIV-C VITAL STATISTICS, BY CITY, BY RACE, GEORGIA, 1967  
POPULATION 2,500-9,999

ITEM	HAZLEHURST						HINESVILLE					
	Number			Rate or Ratio *			Number			Rate or Ratio *		
	Total	White	Non-White	Total	White	Non-White	Total	White	Non-White	Total	White	Non-White
1 Estimated population as of July 1	4,300	3,200	1,100				4,000	3,300	700			
<b>LIVE BIRTHS</b>												
2 Total	99	80	19	23.0	25.0	17.3	158	131	27	39.5	39.7	38.6
3 Delivered in hospital	95	80	15	96.0%	100.0%	78.9%	155	131	24	98.1%	100.0%	88.9%
4 Delivered in home by physician	2	—	2	2.0%	0%	10.5%	1	—	1	0.6%	0%	3.7%
5 Delivered in home by midwife	2	—	2	2.0%	0%	10.5%	2	—	2	1.3%	0%	7.4%
6 Other deliveries	—	—	—	0%	0%	0%	—	—	—	0%	0%	0%
7 Immature births	13	10	3	131.3	125.0	157.9	19	13	6	120.3	99.2	222.2
8 Live births to unwed mothers	9	4	5	90.9	50.0	263.2	6	1	5	38.0	7.6	185.2
<b>FETAL DEATHS</b>												
9 Total	3	2	1	30.3	25.0	52.6	11	11	—	69.6	84.0	0
10 Under 20 weeks gestation	1	1	—	10.1	12.5	0	8	8	—	50.5	61.1	0
11 20-27 weeks gestation	—	—	—	0	0	0	1	1	—	6.3	7.6	0
12 28 weeks and more	1	—	1	10.1	0	52.6	2	2	—	12.7	15.3	0
13 Unknown length of gestation	1	1	—	10.1	12.5	0	—	—	—	0	0	0
<b>DEATHS</b>												
14 Total, all ages	35	31	4	814.0	968.8	363.6	28	20	8	700.0	606.1	1142.9
15 Under 1 year	5	4	1	50.5	50.0	52.6	6	6	—	38.0	45.8	0
16 Under 28 days	2	2	—	20.2	25.0	0	6	6	—	38.0	45.8	0
17 Deaths from immaturity	—	—	—	0	0	0	2	2	—	12.7	15.3	0
18 1-4 years **	—	—	—	0	0	0	—	—	—	0	0	0
19 Maternal deaths	—	—	—	0	0	0	—	—	—	0	0	0
<b>CAUSE OF DEATH</b>												
20 Tuberculosis, all forms (001-019)	—	—	—	0	0	0	1	—	1	25.0	0	142.9
21 Syphilis and its sequelae (020-029)	—	—	—	0	0	0	—	—	—	0	0	0
22 Typhoid fever (040)	—	—	—	0	0	0	—	—	—	0	0	0
23 Dysentery, all forms (045-048)	—	—	—	0	0	0	—	—	—	0	0	0
24 Scarlet fever (050)	—	—	—	0	0	0	—	—	—	0	0	0
25 Streptococcal sore throat (051)	—	—	—	0	0	0	—	—	—	0	0	0
26 Diphtheria (055)	—	—	—	0	0	0	—	—	—	0	0	0
27 Whooping cough (056)	—	—	—	0	0	0	—	—	—	0	0	0
28 Meningococcal infections (057)	—	—	—	0	0	0	—	—	—	0	0	0
29 Acute poliomyelitis (080)	—	—	—	0	0	0	—	—	—	0	0	0
30 Acute infectious encephalitis (082)	—	—	—	0	0	0	—	—	—	0	0	0
31 Smallpox (084)	—	—	—	0	0	0	—	—	—	0	0	0
32 Measles (085)	—	—	—	0	0	0	—	—	—	0	0	0
33 Typhus and other rickettsial diseases (100-103, 105-108)	—	—	—	0	0	0	—	—	—	0	0	0
34 Rocky Mountain spotted fever (104)	—	—	—	0	0	0	—	—	—	0	0	0
35 Malaria (110-117)	—	—	—	0	0	0	—	—	—	0	0	0
36 All other diseases classified as infective and parasitic (030-039, 041-044, 049, 052-054, 059-074, 081, 083, 086-096, 120-138)	—	—	—	0	0	0	1	1	—	25.0	30.3	0
37 Malignant neoplasms, including neoplasms of lymphatic and haematopoietic tissues (140-205)	3	2	1	69.8	62.5	90.9	5	3	2	125.0	90.9	285.7
38 Benign and unspecified neoplasms (210-239)	—	—	—	0	0	0	—	—	—	0	0	0
39 Diabetes mellitus (260)	—	—	—	0	0	0	—	—	—	0	0	0
40 Pellagra (281)	—	—	—	0	0	0	—	—	—	0	0	0
41 Anemias (290-293)	—	—	—	0	0	0	1	1	—	25.0	30.3	0
42 Vascular lesions affecting central nervous system (330-334)	4	4	—	93.0	125.0	0	3	2	1	75.0	60.6	142.9
43 Nonmeningococcal meningitis (340)	—	—	—	0	0	0	—	—	—	0	0	0
44 Rheumatic fever (400-402)	—	—	—	0	0	0	—	—	—	0	0	0
45 Heart diseases (410-443)	19	17	2	441.9	531.3	181.8	5	4	1	125.0	121.2	142.9
46 Hypertension without mention of heart (444-447)	—	—	—	0	0	0	—	—	—	0	0	0
47 Influenza and pneumonia (480-483, 490-493)	2	2	—	46.5	62.5	0	1	1	—	25.0	30.3	0
48 Bronchitis (500-502)	1	1	—	23.3	31.3	0	—	—	—	0	0	0
49 Ulcer of stomach and duodenum (540, 541)	—	—	—	0	0	0	—	—	—	0	0	0
50 Appendicitis (550-553)	—	—	—	0	0	0	—	—	—	0	0	0
51 Intestinal obstruction and hernia (560, 561, 570)	—	—	—	0	0	0	—	—	—	0	0	0
52 Gastritis, duodenitis, enteritis and colitis (except diarrhea of the newborn) (543, 571, 572)	—	—	—	0	0	0	—	—	—	0	0	0
53 Cirrhosis of liver (581)	—	—	—	0	0	0	—	—	—	0	0	0
54 Nephritis and nephrosis (590-594)	—	—	—	0	0	0	—	—	—	0	0	0
55 Hyperplasia of prostate (610)	—	—	—	0	0	0	—	—	—	0	0	0
56 Complications of pregnancy, childbirth and the puerperium (640-652, 670-689)	—	—	—	0	0	0	—	—	—	0	0	0
57 Congenital malformations (750-759)	—	—	—	0	0	0	2	2	—	50.0	60.6	0
58 Birth injuries, postnatal asphyxia and atelectasis (760-762)	2	1	1	46.5	31.3	90.9	—	—	—	0	0	0
59 Infection of the newborn (763-768)	—	—	—	0	0	0	—	—	—	0	0	0
60 Other diseases peculiar to early infancy, and immaturity unqualified (769-776)	1	1	—	23.3	31.3	0	4	4	—	100.0	121.2	0
61 Senility, without mention of psychosis (794)	—	—	—	0	0	0	—	—	—	0	0	0
62 Ill-defined and unknown causes (780-793, 795)	—	—	—	0	0	0	—	—	—	0	0	0
63 Motor vehicle accidents (E810-E835)	—	—	—	0	0	0	1	—	1	25.0	0	142.9
64 All other accidents (E800-E802, E840-E962)	2	2	—	46.5	62.5	0	—	—	—	0	0	0
65 Suicide (E963, E970-E979)	—	—	—	0	0	0	—	—	—	0	0	0
66 Homicide (E964, E980-E985)	—	—	—	0	0	0	—	—	—	0	0	0
67 All other diseases (residual)	1	1	—	23.3	31.3	0	4	2	2	100.0	60.6	285.7

134 TABLE XIV-C VITAL STATISTICS, BY CITY, BY RACE, GEORGIA, 1967  
POPULATION 2,500-9999

ITEM	HOGANSVILLE						HOMERVILLE						
	Number			Rate or Ratio *			Number			Rate or Ratio *			
	Total	White	Non-White	Total	White	Non-White	Total	White	Non-White	Total	White	Non-White	
1 Estimated population as of July 1	3,700	2,000	1,700				3,100	1,900	1,200				1
<b>LIVE BIRTHS</b>													
2 Total	59	27	32	15.9	13.5	18.8	89	40	49	28.7	21.1	40.8	2
3 Delivered in hospital	47	26	21	79.7%	96.3%	65.6%	89	40	49	100.0%	100.0%	100.0%	3
4 Delivered in home by physician	-	-	-	0%	0%	0%	-	-	-	0%	0%	0%	4
5 Delivered in home by midwife	12	1	11	20.3%	3.7%	34.4%	-	-	-	0%	0%	0%	5
6 Other deliveries	-	-	-	0%	0%	0%	-	-	-	0%	0%	0%	6
7 Immature births	6	2	4	101.7	74.1	125.0	14	4	10	157.3	100.0	204.1	7
8 Live births to unwed mothers	7	-	7	118.6	0	218.8	6	1	5	67.4	25.0	102.0	8
<b>FETAL DEATHS</b>													
9 Total	3	2	1	50.8	74.1	31.3	5	2	3	56.2	50.0	61.2	9
10 Under 20 weeks gestation	3	2	1	50.8	74.1	31.3	2	-	2	22.5	0	40.8	10
11 20-27 weeks gestation	-	-	-	0	0	0	-	-	-	0	0	0	11
12 28 weeks and more	-	-	-	0	0	0	3	2	1	33.7	50.0	20.4	12
13 Unknown length of gestation	-	-	-	0	0	0	-	-	-	0	0	0	13
<b>DEATHS</b>													
14 Total, all ages	55	28	27	1486.5	1400.0	1588.2	33	19	14	1064.5	1000.0	1166.7	14
15 Under 1 year	-	-	-	0	0	0	5	1	4	56.2	25.0	81.6	15
16 Under 28 days	-	-	-	0	0	0	2	1	1	22.5	25.0	20.4	16
17 Deaths from immaturity	-	-	-	0	0	0	-	-	-	0	0	0	17
18 1-4 years **	-	-	-	0	0	0	2	-	2	0	0	0	18
19 Maternal deaths	-	-	-	0	0	0	-	-	-	0	0	0	19
<b>CAUSE OF DEATH</b>													
20 Tuberculosis, all forms (001-019)	1	-	1	27.0	0	58.8	-	-	-	0	0	0	20
21 Syphilis and its sequelae (020-029)	-	-	-	0	0	0	-	-	-	0	0	0	21
22 Typhoid fever (040)	-	-	-	0	0	0	-	-	-	0	0	0	22
23 Dysentery, all forms (045-048)	-	-	-	0	0	0	-	-	-	0	0	0	23
24 Scarlet fever (050)	-	-	-	0	0	0	-	-	-	0	0	0	24
25 Streptococcal sore throat (051)	-	-	-	0	0	0	-	-	-	0	0	0	25
26 Diphtheria (055)	-	-	-	0	0	0	-	-	-	0	0	0	26
27 Whooping cough (056)	-	-	-	0	0	0	-	-	-	0	0	0	27
28 Meningococcal infections (057)	-	-	-	0	0	0	-	-	-	0	0	0	28
29 Acute poliomyelitis (080)	-	-	-	0	0	0	-	-	-	0	0	0	29
30 Acute infectious encephalitis (082)	-	-	-	0	0	0	-	-	-	0	0	0	30
31 Smallpox (084)	-	-	-	0	0	0	-	-	-	0	0	0	31
32 Measles (085)	-	-	-	0	0	0	-	-	-	0	0	0	32
33 Typhus and other rickettsial diseases (100-103, 105-108)	-	-	-	0	0	0	-	-	-	0	0	0	33
34 Rocky Mountain spotted fever (104)	-	-	-	0	0	0	-	-	-	0	0	0	34
35 Malaria (110-117)	-	-	-	0	0	0	-	-	-	0	0	0	35
36 All other diseases classified as infective and parasitic (030-039, 041-044, 049, 052-054, 059-074, 081, 083, 086-096, 120-138)	-	-	-	0	0	0	-	-	-	0	0	0	36
37 Malignant neoplasms, including neoplasms of lymphatic and hematopoietic tissues (140-205)	4	1	3	108.1	50.0	176.5	8	7	1	258.1	368.4	83.3	37
38 Benign and unspecified neoplasms (210-239)	-	-	-	0	0	0	-	-	-	0	0	0	38
39 Diabetes mellitus (260)	1	1	1	27.0	0	58.8	-	-	-	0	0	0	39
40 Pellagra (281)	-	-	-	0	0	0	-	-	-	0	0	0	40
41 Anemias (290-293)	-	-	-	0	0	0	-	-	-	0	0	0	41
42 Vascular lesions affecting central nervous system (330-334)	18	9	9	486.5	450.0	529.4	2	1	1	64.5	52.6	83.3	42
43 Nonmeningococcal meningitis (340)	-	-	-	0	0	0	-	-	-	0	0	0	43
44 Rheumatic fever (400-402)	-	-	-	0	0	0	-	-	-	0	0	0	44
45 Heart diseases (410-443)	20	10	10	540.5	500.0	588.2	9	6	3	290.3	315.8	250.0	45
46 Hypertension without mention of heart (444-447)	2	1	1	54.1	50.0	58.8	-	-	-	0	0	0	46
47 Influenza and pneumonia (480-483, 490-493)	1	1	1	27.0	50.0	0	4	1	3	129.0	52.6	250.0	47
48 Bronchitis (500-502)	-	-	-	0	0	0	-	-	-	0	0	0	48
49 Ulcer of stomach and duodenum (540, 541)	-	-	-	0	0	0	1	1	-	32.3	52.6	0	49
50 Appendicitis (550-553)	-	-	-	0	0	0	-	-	-	0	0	0	50
51 Intestinal obstruction and hernia (560, 561, 570)	-	-	-	0	0	0	-	-	-	0	0	0	51
52 Gastritis, duodenitis, enteritis and colitis (except diarrhea of the newborn) (543, 571, 572)	-	-	-	0	0	0	-	-	-	0	0	0	52
53 Cirrhosis of liver (581)	1	1	1	27.0	0	58.8	-	-	-	0	0	0	53
54 Nephritis and nephrosis (590-594)	-	-	-	0	0	0	-	-	-	0	0	0	54
55 Hyperplasia of prostate (610)	-	-	-	0	0	0	-	-	-	0	0	0	55
56 Complications of pregnancy, childbirth and the puerperium (640-652, 670-689)	-	-	-	0	0	0	-	-	-	0	0	0	56
57 Congenital malformations (750-759)	1	1	1	27.0	50.0	0	-	-	-	0	0	0	57
58 Birth injuries, postnatal asphyxia and atelectasis (760-762)	-	-	-	0	0	0	2	1	1	64.5	52.6	83.3	58
59 Infection of the newborn (763-768)	-	-	-	0	0	0	-	-	-	0	0	0	59
60 Other diseases peculiar to early infancy, and immaturity unqualified (769-776)	-	-	-	0	0	0	-	-	-	0	0	0	60
61 Senility, without mention of psychosis (794)	-	-	-	0	0	0	-	-	-	0	0	0	61
62 Ill-defined and unknown causes (780-793, 795)	-	-	-	0	0	0	-	-	-	0	0	0	62
63 Motor vehicle accidents (E810-E835)	1	1	1	27.0	50.0	0	-	-	-	0	0	0	63
64 All other accidents (E800-E802, E840-E962)	-	-	-	0	0	0	1	-	1	32.3	0	83.3	64
65 Suicide (E963, E970-E979)	-	-	-	0	0	0	-	-	-	0	0	0	65
66 Homicide (E964, E980-E985)	1	1	1	27.0	50.0	0	1	-	1	32.3	0	83.3	66
67 All other diseases (residual)	4	3	1	108.1	150.0	58.8	5	2	3	161.3	105.3	250.0	67

TABLE XIV-C VITAL STATISTICS, BY CITY, BY RACE, GEORGIA, 1967  
POPULATION 2,500-9,999

ITEM	JACKSON						JESUP						
	Number			Rate or Ratio *			Number			Rate or Ratio *			
	Total	White	Non-White	Total	White	Non-White	Total	White	Non-White	Total	White	Non-White	
1 Estimated population as of July 1	2,800	1,500	1,300				8,500	5,900	2,600				1
<b>LIVE BIRTHS</b>													
2 Total	59	24	35	21.1	16.0	26.9	188	129	59	22.1	21.9	22.7	2
3 Delivered in hospital	49	24	25	83.1%	100.0%	71.4%	186	129	57	98.9%	100.0%	96.6%	3
4 Delivered in home by physician	1	—	1	1.7%	0%	2.9%	2	—	2	1.1%	0%	3.4%	4
5 Delivered in home by midwife	9	—	9	15.3%	0%	25.7%	—	—	—	0%	0%	0%	5
6 Other deliveries	—	—	—	0%	0%	0%	—	—	—	0%	0%	0%	6
7 Immature births	4	—	4	6.7.8	0	114.3	16	7	9	85.1	54.3	152.5	7
8 Live births to unwed mothers	12	1	11	203.4	41.7	314.3	21	3	18	111.7	23.3	305.1	8
<b>FETAL DEATHS</b>													
9 Total	—	—	—	0	0	0	8	5	3	42.6	38.8	50.8	9
10 Under 20 weeks gestation	—	—	—	0	0	0	2	1	1	10.6	7.8	16.9	10
11 20-27 weeks gestation	—	—	—	0	0	0	—	—	—	0	0	0	11
12 28 weeks and more	—	—	—	0	0	0	5	3	2	26.6	23.3	33.9	12
13 Unknown length of gestation	—	—	—	0	0	0	1	1	—	5.3	7.8	0	13
<b>DEATHS</b>													
14 Total, all ages	47	29	18	678.6	1933.3	1384.6	79	53	26	929.4	898.3	1000.0	14
15 Under 1 year	1	—	1	16.9	0	28.6	4	1	3	21.3	7.8	50.8	15
16 Under 28 days	1	—	1	16.9	0	28.6	2	1	1	10.6	7.8	16.9	16
17 Deaths from immaturity	—	—	—	0	0	0	—	—	—	0	0	0	17
18 1-4 years **	—	—	—	0	0	0	1	1	—	0	0	0	18
19 Maternal deaths	—	—	—	0	0	0	—	—	—	0	0	0	19
<b>CAUSE OF DEATH</b>													
20 Tuberculosis, all forms (001-019)	—	—	—	0	0	0	—	—	—	0	0	0	20
21 Syphilis and its sequelae (020-029)	—	—	—	0	0	0	—	—	—	0	0	0	21
22 Typhoid fever (040)	—	—	—	0	0	0	—	—	—	0	0	0	22
23 Dysentery, all forms (045-048)	—	—	—	0	0	0	—	—	—	0	0	0	23
24 Scarlet fever (050)	—	—	—	0	0	0	—	—	—	0	0	0	24
25 Streptococcal sore throat (051)	—	—	—	0	0	0	—	—	—	0	0	0	25
26 Diphtheria (055)	—	—	—	0	0	0	—	—	—	0	0	0	26
27 Whooping cough (056)	—	—	—	0	0	0	—	—	—	0	0	0	27
28 Meningococcal infections (057)	—	—	—	0	0	0	—	—	—	0	0	0	28
29 Acute poliomyelitis (080)	—	—	—	0	0	0	—	—	—	0	0	0	29
30 Acute infectious encephalitis (082)	—	—	—	0	0	0	—	—	—	0	0	0	30
31 Smallpox (084)	—	—	—	0	0	0	—	—	—	0	0	0	31
32 Measles (085)	—	—	—	0	0	0	—	—	—	0	0	0	32
33 Typhus and other rickettsial diseases (100-103, 105-108)	—	—	—	0	0	0	—	—	—	0	0	0	33
34 Rocky Mountain spotted fever (104)	—	—	—	0	0	0	—	—	—	0	0	0	34
35 Malaria (110-117)	—	—	—	0	0	0	—	—	—	0	0	0	35
36 All other diseases classified as infective and parasitic (030-039, 041-044, 049, 052-054, 059-074, 081, 083, 086-096, 120-138)	—	—	—	0	0	0	—	—	—	0	0	0	36
37 Malignant neoplasms, including neoplasms of lymphatic and haematopoietic tissues (140-205)	3	1	2	107.1	66.7	153.8	10	8	2	117.6	135.6	76.9	37
38 Benign and unspecified neoplasms (210-239)	—	—	—	0	0	0	—	—	—	0	0	0	38
39 Diabetes mellitus (260)	1	—	1	35.7	0	76.9	1	—	1	11.8	0	38.5	39
40 Pellagra (281)	—	—	—	0	0	0	—	—	—	0	0	0	40
41 Anemias (290-293)	—	—	—	0	0	0	1	1	—	11.8	16.9	0	41
42 Vascular lesions affecting central nervous system (330-334)	7	6	1	250.0	400.0	76.9	13	6	7	152.9	101.7	269.2	42
43 Nonmeningococcal meningitis (340)	—	—	—	0	0	0	—	—	—	0	0	0	43
44 Rheumatic fever (400-402)	—	—	—	0	0	0	—	—	—	0	0	0	44
45 Heart diseases (410-443)	23	15	8	821.4	1000.0	615.4	30	23	7	352.9	389.8	269.2	45
46 Hypertension without mention of heart (444-447)	—	—	—	0	0	0	2	2	—	23.5	33.9	0	46
47 Influenza and pneumonia (480-483, 490-493)	3	2	1	107.1	133.3	76.9	2	1	1	23.5	16.9	38.5	47
48 Bronchitis (500-502)	—	—	—	0	0	0	—	—	—	0	0	0	48
49 Ulcer of stomach and duodenum (540, 541)	—	—	—	0	0	0	1	1	—	11.8	16.9	0	49
50 Appendicitis (550-553)	—	—	—	0	0	0	—	—	—	0	0	0	50
51 Intestinal obstruction and hernia (560, 561, 570)	—	—	—	0	0	0	—	—	—	0	0	0	51
52 Gastritis, duodenitis, enteritis and colitis (except diarrhea of the newborn) (543, 571, 572)	1	—	1	35.7	0	76.9	1	—	1	11.8	0	38.5	52
53 Cirrhosis of liver (581)	—	—	—	0	0	0	—	—	—	0	0	0	53
54 Nephritis and nephrosis (590-594)	—	—	—	0	0	0	1	—	1	11.8	0	38.5	54
55 Hyperplasia of prostate (610)	—	—	—	0	0	0	1	1	—	11.8	16.9	0	55
56 Complications of pregnancy, childbirth and the puerperium (640-652, 670-689)	—	—	—	0	0	0	—	—	—	0	0	0	56
57 Congenital malformations (750-759)	—	—	—	0	0	0	—	—	—	0	0	0	57
58 Birth injuries, postnatal asphyxia and atelectasis (760-762)	—	—	—	0	0	0	—	—	—	0	0	0	58
59 Infection of the newborn (763-768)	—	—	—	0	0	0	1	1	—	11.8	16.9	0	59
60 Other diseases peculiar to early infancy, and immaturity unqualified (769-776)	1	—	1	35.7	0	76.9	2	—	2	23.5	0	76.9	60
61 Senility, without mention of psychosis (794)	—	—	—	0	0	0	—	—	—	0	0	0	61
62 Ill-defined and unknown causes (780-793, 795)	—	—	—	0	0	0	—	—	—	0	0	0	62
63 Motor vehicle accidents (E810-E835)	—	—	—	0	0	0	3	3	—	35.3	50.8	0	63
64 All other accidents (E800-E802, E840-E962)	3	2	1	107.1	133.3	76.9	5	3	2	58.8	50.8	76.9	64
65 Suicide (E963, E970-E979)	—	—	—	0	0	0	2	2	—	23.5	33.9	0	65
66 Homicide (E964, E980-E985)	1	—	1	35.7	0	76.9	1	—	1	11.8	0	38.5	66
67 All other diseases (residual)	4	3	1	142.9	200.0	76.9	2	1	1	23.5	16.9	38.5	67

TABLE XIV-C VITAL STATISTICS, BY CITY POPULATION 2,500-9,999 BY RACE, GEORGIA, 1967

ITEM	JONESBURG						LAFAYETTE						
	Number			Rate or Ratio *			Number			Rate or Ratio *			
	Total	White	Non-White	Total	White	Non-White	Total	White	Non-White	Total	White	Non-White	
1 Estimated population as of July 1	4,900	4,000	900				6,700	6,100	600				1
<b>LIVE BIRTHS</b>													
2 Total	111	96	15	22.7	24.0	16.7	129	114	15	19.3	18.7	25.0	2
3 Delivered in hospital	111	96	15	100.0%	100.0%	100.0%	129	114	15	100.0%	100.0%	100.0%	3
4 Delivered in home by physician				0%	0%	0%				0%	0%	0%	4
5 Delivered in home by midwife				0%	0%	0%				0%	0%	0%	5
6 Other deliveries				0%	0%	0%				0%	0%	0%	6
7 Immature births	8	7	1	72.1	72.9	66.7	14	12	2	108.5	105.3	133.3	7
8 Live births to unwed mothers	7	2	5	63.1	20.8	333.3	9	5	4	69.8	43.9	266.7	8
<b>FETAL DEATHS</b>													
9 Total	3	3		27.0	31.3	0	6	6		46.5	52.6	0	9
10 Under 20 weeks gestation	2	2		18.0	20.8	0				0	0	0	10
11 20-27 weeks gestation				0	0	0	1	1		7.8	8.8	0	11
12 28 weeks and more	1	1		9.0	10.4	0	4	4		31.0	35.1	0	12
13 Unknown length of gestation				0	0	0	1	1		7.8	8.8	0	13
<b>DEATHS</b>													
14 Total, all ages	40	32	8	816.3	800.0	888.9	82	76	6	1223.9	1245.9	1000.0	14
15 Under 1 year	1	1		9.0	10.4	0	3	3		23.3	26.3	0	15
16 Under 28 days	1	1		9.0	10.4	0	3	3		23.3	26.3	0	16
17 Deaths from immaturity				0	0	0	2	2		15.5	17.5	0	17
18 1-4 years * *				0	0	0				0	0	0	18
19 Maternal deaths				0	0	0				0	0	0	19
<b>CAUSE OF DEATH</b>													
20 Tuberculosis, all forms (001-019)				0	0	0				0	0	0	20
21 Syphilis and its sequelae (020-029)				0	0	0				0	0	0	21
22 Typhoid fever (040)				0	0	0				0	0	0	22
23 Dysentery, all forms (045-048)				0	0	0	1	1		14.9	16.4	0	23
24 Scarlet fever (050)				0	0	0				0	0	0	24
25 Streptococcal sore throat (051)				0	0	0				0	0	0	25
26 Diphtheria (055)				0	0	0				0	0	0	26
27 Whooping cough (056)				0	0	0				0	0	0	27
28 Meningococcal infections (057)				0	0	0				0	0	0	28
29 Acute poliomyelitis (080)				0	0	0				0	0	0	29
30 Acute infectious encephalitis (082)				0	0	0				0	0	0	30
31 Smallpox (084)				0	0	0				0	0	0	31
32 Measles (085)				0	0	0				0	0	0	32
33 Typhus and other rickettsial diseases (100-103, 105-108)				0	0	0				0	0	0	33
34 Rocky Mountain spotted fever (104)				0	0	0				0	0	0	34
35 Malaria (110-117)				0	0	0				0	0	0	35
36 All other diseases classified as infective and parasitic (030-039, 041-044, 049, 052-054, 059-074, 081, 083, 086-096, 120-138)				0	0	0				0	0	0	36
37 Malignant neoplasms, including neoplasms of lymphatic and haematopoietic tissues (140-205)	4	4		81.6	100.0	0	14	14		209.0	229.5	0	37
38 Benign and unspecified neoplasms (210-239)				0	0	0				0	0	0	38
39 Diabetes mellitus (260)				0	0	0	2	2		29.9	32.8	0	39
40 Pellagra (281)				0	0	0				0	0	0	40
41 Anemias (290-293)				0	0	0				0	0	0	41
42 Vascular lesions affecting central nervous system (330-334)	4	3	1	81.6	75.0	111.1	9	9		134.3	147.5	0	42
43 Nonmeningococcal meningitis (340)				0	0	0				0	0	0	43
44 Rheumatic fever (400-402)				0	0	0				0	0	0	44
45 Heart diseases (410-443)	17	13	4	346.9	325.0	444.4	3	36	3	582.1	590.2	500.0	45
46 Hypertension without mention of heart (444-447)	1	1		20.4	25.0	0				29.9	32.8	0	46
47 Influenza and pneumonia (480-483, 490-493)	3	2	1	61.2	50.0	111.1	3	3		44.8	49.2	0	47
48 Bronchitis (500-502)				0	0	0				0	0	0	48
49 Ulcer of stomach and duodenum (540, 541)				0	0	0				0	0	0	49
50 Appendicitis (550-553)				0	0	0				0	0	0	50
51 Intestinal obstruction and hernia (560, 561, 570)	1	1		20.4	25.0	0				0	0	0	51
52 Gastritis, duodenitis, enteritis and colitis (except diarrhea of the newborn) (543, 571, 572)				0	0	0				0	0	0	52
53 Cirrhosis of liver (581)				0	0	0				0	0	0	53
54 Nephritis and nephrosis (590-594)				0	0	0	1	1		14.9	16.4	0	54
55 Hyperplasia of prostate (610)				0	0	0				0	0	0	55
56 Complications of pregnancy, childbirth and the puerperium (640-652, 670-689)				0	0	0				0	0	0	56
57 Congenital malformations (750-759)				0	0	0				0	0	0	57
58 Birth injuries, postnatal asphyxia and atelectasis (760-762)				0	0	0				0	0	0	58
59 Infection of the newborn (763-768)				0	0	0				0	0	0	59
60 Other diseases peculiar to early infancy, and immaturity unqualified (769-776)	1	1		20.4	25.0	0	2	2		29.9	32.8	0	60
61 Senility, without mention of psychosis (794)				0	0	0	1	1		14.9	16.4	0	61
62 Ill-defined and unknown causes (780-793, 795)	1	1		20.4	25.0	0				0	0	0	62
63 Motor vehicle accidents (E810-E835)				0	0	0	3	2	1	44.8	32.8	166.7	63
64 All other accidents (E800-E802, E840-E962)	2	1	1	40.8	25.0	111.1				0	0	0	64
65 Suicide (E963, E970-E979)	1	1		20.4	25.0	0				0	0	0	65
66 Homicide (E964, E980-E985)	1		1	20.4	0	111.1	1		1	14.9	0	166.7	66
67 All other diseases (residual)	4	4		81.6	100.0	0	4	3	1	59.7	49.2	166.7	67

TABLE XIV-C VITAL STATISTICS, BY CITY, BY RACE, GEORGIA, 1967  
POPULATION 2,500-9,999

ITEM	LAWRENCEVILLE						LYONS						
	Number			Rate or Ratio *			Number			Rate or Ratio *			
	Total	White	Non-White	Total	White	Non-White	Total	White	Non-White	Total	White	Non-White	
1 Estimated population as of July 1	5,000	4,300	700				3,700	2,400	1,300				1
<b>LIVE BIRTHS</b>													
2 Total	98	83	15	19.6	19.3	21.4	62	35	27	16.8	14.6	20.8	2
3 Delivered in hospital	98	83	15	100.0%	100.0%	100.0%	47	35	12	75.8%	100.0%	44.4%	3
4 Delivered in home by physician				0%	0%	0%	2		2	3.2%	0%	7.4%	4
5 Delivered in home by midwife				0%	0%	0%	13		13	21.0%	0%	48.1%	5
6 Other deliveries				0%	0%	0%				0%	0%	0%	6
7 Immature births	7	4	3	71.4	48.2	200.0	3	2	1	48.4	57.1	37.0	7
8 Live births to unwed mothers	7	2	5	71.4	24.1	333.3	11	3	8	177.4	85.7	296.3	8
<b>FETAL DEATHS</b>													
9 Total				0	0	0				0	0	0	9
10 Under 20 weeks gestation				0	0	0				0	0	0	10
11 20-27 weeks gestation				0	0	0				0	0	0	11
12 28 weeks and more				0	0	0				0	0	0	12
13 Unknown length of gestation				0	0	0				0	0	0	13
<b>DEATHS</b>													
14 Total, all ages	32	26	6	640.0	604.7	857.1	46	34	12	243.2	2416.7	923.1	14
15 Under 1 year	5	2	3	51.0	24.1	200.0	3		3	48.4	0	111.1	15
16 Under 28 days	4	2	2	40.8	24.1	133.3				0	0	0	16
17 Deaths from immaturity				0	0	0				0	0	0	17
18 1-4 years **	1	1											18
19 Maternal deaths				0	0	0				0	0	0	19
<b>CAUSE OF DEATH</b>													
20 Tuberculosis, all forms (001-019)				0	0	0				0	0	0	20
21 Syphilis and its sequelae (020-029)				0	0	0				0	0	0	21
22 Typhoid fever (040)				0	0	0				0	0	0	22
23 Dysentery, all forms (045-048)				0	0	0				0	0	0	23
24 Scarlet fever (050)				0	0	0				0	0	0	24
25 Streptococcal sore throat (051)				0	0	0				0	0	0	25
26 Diphtheria (055)				0	0	0				0	0	0	26
27 Whooping cough (056)				0	0	0				0	0	0	27
28 Meningococcal infections (057)				0	0	0				0	0	0	28
29 Acute poliomyelitis (080)				0	0	0				0	0	0	29
30 Acute infectious encephalitis (082)				0	0	0				0	0	0	30
31 Smallpox (084)				0	0	0				0	0	0	31
32 Measles (085)				0	0	0				0	0	0	32
33 Typhus and other rickettsial diseases (100-103, 105-108)				0	0	0				0	0	0	33
34 Rocky Mountain spotted fever (104)				0	0	0				0	0	0	34
35 Malaria (110-117)				0	0	0				0	0	0	35
36 All other diseases classified as infective and parasitic (030-039, 041-044, 049, 052-054, 059-074, 081, 083, 086-096, 120-138)				0	0	0				0	0	0	36
37 Malignant neoplasms, including neoplasms of lymphatic and haematopoietic tissues (140-205)	5	4	1	100.0	93.0	142.9	5	5		135.1	208.3	0	37
38 Benign and unspecified neoplasms (210-239)				0	0	0				0	0	0	38
39 Diabetes mellitus (260)				0	0	0	1		1	27.0	0	76.9	39
40 Pellagra (281)				0	0	0				0	0	0	40
41 Anemias (290-293)				0	0	0				0	0	0	41
42 Vascular lesions affecting central nervous system (330-334)	5	4	1	100.0	93.0	142.9	12	10	2	324.3	416.7	153.8	42
43 Nonmeningococcal meningitis (340)				0	0	0				0	0	0	43
44 Rheumatic fever (400-402)				0	0	0				0	0	0	44
45 Heart diseases (410-443)	8	8		160.0	186.0	0	9	6	3	243.2	250.0	230.8	45
46 Hypertension without mention of heart (444-447)				0	0	0				0	0	0	46
47 Influenza and pneumonia (480-483, 490-493)	2	1	1	40.0	23.3	142.9	2		2	54.1	0	153.8	47
48 Bronchitis (500-502)	1	1		20.0	23.3	0				0	0	0	48
49 Ulcer of stomach and duodenum (540, 541)				0	0	0	2	2		54.1	83.3	0	49
50 Appendicitis (550-553)				0	0	0				0	0	0	50
51 Intestinal obstruction and hernia (560, 561, 570)	1	1		20.0	23.3	0				0	0	0	51
52 Gastritis, duodenitis, enteritis and colitis (except diarrhea of the newborn) (543, 571, 572)				0	0	0	2		2	54.1	0	153.8	52
53 Cirrhosis of liver (581)				0	0	0	1	1		27.0	41.7	0	53
54 Nephritis and nephrosis (590-594)	1		1	20.0	0	142.9	1	1		27.0	41.7	0	54
55 Hyperplasia of prostate (610)				0	0	0				0	0	0	55
56 Complications of pregnancy, childbirth and the puerperium (640-652, 670-689)				0	0	0				0	0	0	56
57 Congenital malformations (750-759)				0	0	0				0	0	0	57
58 Birth injuries, postnatal asphyxia and atelectasis (760-762)	1	1		20.0	23.3	0				0	0	0	58
59 Infection of the newborn (763-768)	2	1	1	40.0	23.3	142.9				0	0	0	59
60 Other diseases peculiar to early infancy, and immaturity unqualified (769-776)	1		1	20.0	0	142.9				0	0	0	60
61 Senility, without mention of psychosis (794)				0	0	0				0	0	0	61
62 Ill-defined and unknown causes (780-793, 795)				0	0	0				0	0	0	62
63 Motor vehicle accidents (E810-E835)	1	1		20.0	23.3	0	6	5	1	162.2	208.3	76.9	63
64 All other accidents (E800-E802, E840-E962)				0	0	0	1	1		27.0	41.7	0	64
65 Suicide (E963, E970-E979)	1	1		20.0	23.3	0				0	0	0	65
66 Homicide (E964, E980-E985)				0	0	0	1	1		27.0	41.7	0	66
67 All other diseases (residual)	3	3		60.0	69.8	0	3	2	1	81.1	83.3	76.9	67

138 TABLE XIV-C VITAL STATISTICS, BY CITY, BY RACE, GEORGIA, 1967  
POPULATION 2,500-9,999

ITEM	MADISON						MANCHESTER					
	Number			Rate or Ratio *			Number			Rate or Ratio *		
	Total	White	Non-White	Total	White	Non-White	Total	White	Non-White	Total	White	Non-White
1 Estimated population as of July 1	2,900	1,400	1,500				4,500	3,200	1,300			
<b>LIVE BIRTHS</b>												
2 Total	60	20	40	20.7	14.3	26.7	90	47	43	20.0	14.7	33.1
3 Delivered in hospital	55	20	35	91.7%	100.0%	87.5%	71	47	24	78.9%	100.0%	55.8%
4 Delivered in home by physician				0%	0%	0%	1		1	1.1%	0%	2.3%
5 Delivered in home by midwife	5		5	8.3%	0%	12.5%	18		18	20.0%	0%	41.9%
6 Other deliveries				0%	0%	0%				0%	0%	0%
7 Immature births	10	3	7	166.7	150.0	175.0	7	1	6	77.8	21.3	139.5
8 Live births to unwed mothers	13	1	12	216.7	50.0	300.0	9	2	7	100.0	42.6	162.8
<b>FETAL DEATHS</b>												
9 Total	2		2	33.3	0	50.0	3	1	2	33.3	21.3	46.5
10 Under 20 weeks gestation	1		1	16.7	0	25.0				0	0	0
11 20-27 weeks gestation				0	0	0	1		1	11.1	0	23.3
12 28 weeks and more	1		1	16.7	0	25.0	1		1	11.1	0	23.3
13 Unknown length of gestation				0	0	0	1	1		11.1	21.3	0
<b>DEATHS</b>												
14 Total, all ages	37	16	21	1275.9	1142.9	1400.0	62	40	22	1377.8	1250.0	1692.3
15 Under 1 year	2		2	33.3	0	50.0	2	1	1	22.2	21.3	23.3
16 Under 28 days				0	0	0	1		1	11.1	0	23.3
17 Deaths from immaturity				0	0	0				0	0	0
18 1-4 years * *				0	0	0	2	2		0	0	0
19 Maternal deaths				0	0	0				0	0	0
<b>CAUSE OF DEATH</b>												
20 Tuberculosis, all forms (001-019)				0	0	0				0	0	0
21 Syphilis and its sequelae (020-029)				0	0	0				0	0	0
22 Typhoid fever (040)				0	0	0				0	0	0
23 Dysentery, all forms (045-048)				0	0	0				0	0	0
24 Scarlet fever (050)				0	0	0				0	0	0
25 Streptococcal sore throat (051)				0	0	0				0	0	0
26 Diphtheria (055)				0	0	0				0	0	0
27 Whooping cough (056)				0	0	0				0	0	0
28 Meningococcal infections (057)				0	0	0				0	0	0
29 Acute poliomyelitis (080)				0	0	0				0	0	0
30 Acute infectious encephalitis (082)				0	0	0				0	0	0
31 Smallpox (084)				0	0	0				0	0	0
32 Measles (085)				0	0	0				0	0	0
33 Typhus and other rickettsial diseases (100-103, 105-108)				0	0	0				0	0	0
34 Rocky Mountain spotted fever (104)				0	0	0				0	0	0
35 Malaria (110-117)				0	0	0				0	0	0
36 All other diseases classified as infective and parasitic (030-039, 041-044, 049, 052-054, 059-074, 081, 083, 086-096, 120-138)	1		1	34.5	0	66.7	1	1		22.2	31.3	0
37 Malignant neoplasms, including neoplasms of lymphatic and haematopoietic tissues (140-205)	5	3	2	172.4	214.3	133.3	6	5	1	133.3	156.3	76.9
38 Benign and unspecified neoplasms (210-239)				0	0	0				0	0	0
39 Diabetes mellitus (260)				0	0	0				0	0	0
40 Pellagra (281)				0	0	0				0	0	0
41 Anemias (290-293)				0	0	0				0	0	0
42 Vascular lesions affecting central nervous system (330-334)	1	4	7	379.3	285.7	466.7	13	7	6	288.9	218.8	461.5
43 Nonmeningococcal meningitis (340)				0	0	0				0	0	0
44 Rheumatic fever (400-402)				0	0	0				0	0	0
45 Heart diseases (410-443)	14	7	7	482.8	500.0	466.7	26	15	11	577.8	468.8	846.2
46 Hypertension without mention of heart (444-447)				0	0	0				0	0	0
47 Influenza and pneumonia (480-483, 490-493)	2	1	1	69.0	71.4	66.7	1	1		22.2	31.3	0
48 Bronchitis (500-502)				0	0	0				0	0	0
49 Ulcer of stomach and duodenum (540, 541)				0	0	0				0	0	0
50 Appendicitis (550-553)				0	0	0				0	0	0
51 Intestinal obstruction and hernia (560, 561, 570)				0	0	0				0	0	0
52 Gastritis, duodenitis, enteritis and colitis (except diarrhea of the newborn) (543, 571, 572)				0	0	0	1		1	22.2	0	76.9
53 Cirrhosis of liver (581)				0	0	0	1	1		22.2	31.3	0
54 Nephritis and nephrosis (590-594)	1		1	34.5	0	66.7				0	0	0
55 Hyperplasia of prostate (610)				0	0	0				0	0	0
56 Complications of pregnancy, childbirth and the puerperium (640-652, 670-689)				0	0	0				0	0	0
57 Congenital malformations (750-759)				0	0	0	1	1		22.2	31.3	0
58 Birth injuries, postnatal asphyxia and atelectasis (760-762)				0	0	0	1		1	22.2	0	76.9
59 Infection of the newborn (763-768)				0	0	0				0	0	0
60 Other diseases peculiar to early infancy, and immaturity unqualified (769-776)				0	0	0	1	1		22.2	31.3	0
61 Senility, without mention of psychosis (794)				0	0	0				0	0	0
62 Ill-defined and unknown causes (780-793, 795)				0	0	0				0	0	0
63 Motor vehicle accidents (E810-E835)	1		1	34.5	0	66.7				0	0	0
64 All other accidents (E800-E802, E840-E962)				0	0	0	1		1	22.2	0	76.9
65 Suicide (E963, E970-E979)				0	0	0	1	1		22.2	31.3	0
66 Homicide (E964, E980-E985)	1		1	34.5	0	66.7				22.2	0	76.9
67 All other diseases (residual)	1	1		34.5	71.4	0	7	7		155.6	218.8	0



TABLE XIV-C VITAL STATISTICS, BY CITY, BY RACE, GEORGIA, 1967  
POPULATION 2,500-9,999

ITEM	MCRAE						MILLEN						
	Number			Rate or Ratio *			Number			Rate or Ratio *			
	Total	White	Non-White	Total	White	Non-White	Total	White	Non-White	Total	White	Non-White	
1 Estimated population as of July 1	3,100	1,900	1,200				3,900	2,000	1,900				1
<b>LIVE BIRTHS</b>													
2 Total	60	25	35	19.4	13.2	29.2	62	25	37	15.9	12.5	19.5	2
3 Delivered in hospital	39	25	14	65.0%	100.0%	40.0%	58	25	33	93.5%	100.0%	89.2%	3
4 Delivered in home by physician				0%	0%	0%				0%	0%	0%	4
5 Delivered in home by midwife	21		21	35.0%	0%	60.0%	4		4	6.5%	0%	10.8%	5
6 Other deliveries				0%	0%	0%				0%	0%	0%	6
7 Immature births	5	1	4	83.3	40.0	114.3	6	2	4	96.8	80.0	108.1	7
8 Live births to unwed mothers	11	2	9	183.3	80.0	257.1	12		12	193.5	0	324.3	8
<b>FETAL DEATHS</b>													
9 Total				0	0	0	2		2	32.3	0	54.1	9
10 Under 20 weeks gestation				0	0	0	1		1	16.1	0	27.0	10
11 20-27 weeks gestation				0	0	0				0	0	0	11
12 28 weeks and more				0	0	0				0	0	0	12
13 Unknown length of gestation				0	0	0	1		1	16.1	0	27.0	13
<b>DEATHS</b>													
14 Total, all ages	38	26	12	1225.8	1368.4	1000.0	47	24	23	1205.1	1200.0	1210.5	14
15 Under 1 year	2		2	33.3	0	57.1	4	2	2	64.5	80.0	54.1	15
16 Under 28 days				0	0	0	3	2	1	48.4	80.0	27.0	16
17 Deaths from immaturity				0	0	0				0	0	0	17
18 1-4 years **													18
19 Maternal deaths				0	0	0				0	0	0	19
<b>CAUSE OF DEATH</b>													
20 Tuberculosis, all forms (001-019)				0	0	0				0	0	0	20
21 Syphilis and its sequelae (020-029)				0	0	0				0	0	0	21
22 Typhoid fever (040)				0	0	0				0	0	0	22
23 Dysentery, all forms (045-048)				0	0	0				0	0	0	23
24 Scarlet fever (050)				0	0	0				0	0	0	24
25 Streptococcal sore throat (051)				0	0	0				0	0	0	25
26 Diphtheria (055)				0	0	0				0	0	0	26
27 Whooping cough (056)				0	0	0				0	0	0	27
28 Meningococcal infections (057)				0	0	0	1	1		25.6	50.0	0	28
29 Acute poliomyelitis (080)				0	0	0				0	0	0	29
30 Acute infectious encephalitis (082)				0	0	0				0	0	0	30
31 Smallpox (084)				0	0	0				0	0	0	31
32 Measles (085)				0	0	0				0	0	0	32
33 Typhus and other rickettsial diseases (100-103, 105-108)				0	0	0				0	0	0	33
34 Rocky Mountain spotted fever (104)				0	0	0				0	0	0	34
35 Malaria (110-117)				0	0	0				0	0	0	35
36 All other diseases classified as infective and parasitic (030-039, 041-044, 049, 052-054, 059-074, 081, 083, 086-096, 120-138)	2	1	1	64.5	52.6	83.3				0	0	0	36
37 Malignant neoplasms, including neoplasms of lymphatic and haematopoietic tissues (140-205)	3	1	2	96.8	52.6	166.7	9	6	3	230.8	300.0	157.9	37
38 Benign and unspecified neoplasms (210-239)				0	0	0				0	0	0	38
39 Diabetes mellitus (260)				0	0	0				0	0	0	39
40 Pellagra (281)				0	0	0				0	0	0	40
41 Anemias (290-293)				0	0	0				0	0	0	41
42 Vascular lesions affecting central nervous system (330-334)	12	10	2	387.1	526.3	166.7	6	2	4	153.8	100.0	210.5	42
43 Nonmeningococcal meningitis (340)				0	0	0				0	0	0	43
44 Rheumatic fever (400-402)				0	0	0	1	1		25.6	50.0	0	44
45 Heart diseases (410-443)	13	10	3	419.4	526.3	250.0	18	9	9	461.5	450.0	473.7	45
46 Hypertension without mention of heart (444-447)				0	0	0	1		1	25.6	0	52.6	46
47 Influenza and pneumonia (480-483, 490-493)	1	1		32.3	52.6	0	1	1		25.6	50.0	0	47
48 Bronchitis (500-502)				0	0	0				0	0	0	48
49 Ulcer of stomach and duodenum (540, 541)				0	0	0				0	0	0	49
50 Appendicitis (550-553)				0	0	0	1		1	25.6	0	52.6	50
51 Intestinal obstruction and hernia (560, 561, 570)				0	0	0				0	0	0	51
52 Gastritis, duodenitis, enteritis and colitis (except diarrhea of the newborn) (543, 571, 572)				0	0	0	1		1	25.6	0	52.6	52
53 Cirrhosis of liver (581)				0	0	0				0	0	0	53
54 Nephritis and nephrosis (590-594)	1	1		32.3	52.6	0				0	0	0	54
55 Hyperplasia of prostate (610)				0	0	0				0	0	0	55
56 Complications of pregnancy, childbirth and the puerperium (640-652, 670-689)				0	0	0				0	0	0	56
57 Congenital malformations (750-759)				0	0	0	1	1		25.6	50.0	0	57
58 Birth injuries, postnatal asphyxia and atelectasis (760-762)				0	0	0				0	0	0	58
59 Infection of the newborn (763-768)				0	0	0	1		1	25.6	0	52.6	59
60 Other diseases peculiar to early infancy, and immaturity unqualified (769-776)				0	0	0				0	0	0	60
61 Senility, without mention of psychosis (794)				0	0	0				0	0	0	61
62 Ill-defined and unknown causes (780-793, 795)				0	0	0	1	1		25.6	50.0	0	62
63 Motor vehicle accidents (E810-E835)				0	0	0	1		1	25.6	0	52.6	63
64 All other accidents (E800-E802, E840-E962)	2		2	64.5	0	166.7	1	1		25.6	50.0	0	64
65 Suicide (E963, E970-E979)	1	1		32.3	52.6	0	1		1	25.6	0	52.6	65
66 Homicide (E964, E980-E985)	1		1	32.3	0	83.3				0	0	0	66
67 All other diseases (residual)	2	1	1	64.5	52.6	83.3	2	1	1	51.3	50.0	52.6	67

140 TABLE XIV-C VITAL STATISTICS, BY CITY, BY RACE, GEORGIA, 1967  
POPULATION 2,500-9,999

ITEM	MONROE						MONTEZUMA					
	Number			Rate or Ratio *			Number			Rate or Ratio *		
	Total	White	Non-White	Total	White	Non-White	Total	White	Non-White	Total	White	Non-White
1 Estimated population as of July 1	7,800	5,400	2,400				4,100	1,700	2,400			
<b>LIVE BIRTHS</b>												
2 Total	172	92	80	22.1	17.0	33.3	69	26	43	16.8	15.3	17.9
3 Delivered in hospital	166	92	74	96.5%	100.0%	92.5%	50	26	24	72.5%	100.0%	55.8%
4 Delivered in home by physician	3	—	3	1.7%	0%	3.8%	—	—	—	0%	0%	0%
5 Delivered in home by midwife	3	—	3	1.7%	0%	3.8%	19	—	19	27.5%	0%	44.2%
6 Other deliveries	—	—	—	0%	0%	0%	—	—	—	0%	0%	0%
7 Immature births	19	6	13	110.5	65.2	162.5	8	1	7	115.9	38.5	162.8
8 Live births to unwed mothers	27	—	27	157.0	0	337.5	17	—	17	246.4	0	395.3
<b>FETAL DEATHS</b>												
9 Total	3	1	2	17.4	10.9	25.0	1	—	1	14.5	0	23.3
10 Under 20 weeks gestation	1	—	1	5.8	0	12.5	—	—	—	0	0	0
11 20-27 weeks gestation	1	1	—	5.8	10.9	0	—	—	—	0	0	0
12 28 weeks and more	1	—	1	5.8	0	12.5	—	—	—	0	0	0
13 Unknown length of gestation	—	—	—	0	0	0	1	—	1	14.5	0	23.3
<b>DEATHS</b>												
14 Total, all ages	83	52	31	1064.1	963.0	1291.7	55	23	32	341.5	1352.9	1333.3
15 Under 1 year	2	1	1	11.6	10.9	12.5	2	—	2	29.0	0	46.5
16 Under 28 days	—	—	—	0	0	0	2	—	2	29.0	0	46.5
17 Deaths from immaturity	—	—	—	0	0	0	1	—	1	14.5	0	23.3
18 1-4 years **	—	—	—	0	0	0	—	—	—	0	0	0
19 Maternal deaths	—	—	—	0	0	0	—	—	—	0	0	0
<b>CAUSE OF DEATH</b>												
20 Tuberculosis, all forms (001-019)	—	—	—	0	0	0	—	—	—	0	0	0
21 Syphilis and its sequelae (020-029)	—	—	—	0	0	0	—	—	—	0	0	0
22 Typhoid fever (040)	—	—	—	0	0	0	—	—	—	0	0	0
23 Dysentery, all forms (045-048)	—	—	—	0	0	0	—	—	—	0	0	0
24 Scarlet fever (050)	—	—	—	0	0	0	—	—	—	0	0	0
25 Streptococcal sore throat (051)	—	—	—	0	0	0	—	—	—	0	0	0
26 Diphtheria (055)	—	—	—	0	0	0	—	—	—	0	0	0
27 Whooping cough (056)	—	—	—	0	0	0	—	—	—	0	0	0
28 Meningococcal infections (057)	—	—	—	0	0	0	—	—	—	0	0	0
29 Acute poliomyelitis (080)	—	—	—	0	0	0	—	—	—	0	0	0
30 Acute infectious encephalitis (082)	—	—	—	0	0	0	—	—	—	0	0	0
31 Smallpox (084)	—	—	—	0	0	0	—	—	—	0	0	0
32 Measles (085)	—	—	—	0	0	0	—	—	—	0	0	0
33 Typhus and other rickettsial diseases (100-103, 105-108)	—	—	—	0	0	0	—	—	—	0	0	0
34 Rocky Mountain spotted fever (104)	—	—	—	0	0	0	—	—	—	0	0	0
35 Malaria (110-117)	—	—	—	0	0	0	—	—	—	0	0	0
36 All other diseases classified as infective and parasitic (030-039, 041-044, 049, 052-054, 059-074, 081, 083, 086-096, 120-138)	—	—	—	0	0	0	—	—	—	0	0	0
37 Malignant neoplasms, including neoplasms of lymphatic and haematopoietic tissues (140-205)	11	9	2	141.0	166.7	83.3	6	4	2	146.3	235.3	83.3
38 Benign and unspecified neoplasms (210-239)	1	—	1	12.8	0	41.7	—	—	—	0	0	0
39 Diabetes mellitus (260)	2	1	1	25.6	18.5	41.7	1	—	1	24.4	0	41.7
40 Pellagra (281)	—	—	—	0	0	0	—	—	—	0	0	0
41 Anemias (290-293)	—	—	—	0	0	0	—	—	—	0	0	0
42 Vascular lesions affecting central nervous system (330-334)	18	7	11	230.8	129.6	458.3	12	2	10	292.7	117.6	416.7
43 Nonmeningococcal meningitis (340)	1	—	1	12.8	0	41.7	—	—	—	0	0	0
44 Rheumatic fever (400-402)	—	—	—	0	0	0	—	—	—	0	0	0
45 Heart diseases (410-443)	29	22	7	371.8	407.4	291.7	17	10	7	414.6	588.2	291.7
46 Hypertension without mention of heart (444-447)	—	—	—	0	0	0	1	1	—	24.4	58.8	0
47 Influenza and pneumonia (480-483, 490-493)	1	1	—	12.8	18.5	0	3	—	3	73.2	0	125.0
48 Bronchitis (500-502)	1	1	—	12.8	18.5	0	—	—	—	0	0	0
49 Ulcer of stomach and duodenum (540, 541)	—	—	—	0	0	0	—	—	—	0	0	0
50 Appendicitis (550-553)	—	—	—	0	0	0	—	—	—	0	0	0
51 Intestinal obstruction and hernia (560, 561, 570)	—	—	—	0	0	0	—	—	—	0	0	0
52 Gastritis, duodenitis, enteritis and colitis (except diarrhea of the newborn) (543, 571, 572)	—	—	—	0	0	0	—	—	—	0	0	0
53 Cirrhosis of liver (581)	—	—	—	0	0	0	—	—	—	0	0	0
54 Nephritis and nephrosis (590-594)	—	—	—	0	0	0	2	2	—	48.8	117.6	0
55 Hyperplasia of prostate (610)	—	—	—	0	0	0	1	—	1	24.4	0	41.7
56 Complications of pregnancy, childbirth and the puerperium (640-652, 670-689)	—	—	—	0	0	0	—	—	—	0	0	0
57 Congenital malformations (750-759)	—	—	—	0	0	0	—	—	—	0	0	0
58 Birth injuries, postnatal asphyxia and atelectasis (760-762)	—	—	—	0	0	0	—	—	—	0	0	0
59 Infection of the newborn (763-768)	—	—	—	0	0	0	—	—	—	0	0	0
60 Other diseases peculiar to early infancy, and immaturity unqualified (769-776)	—	—	—	0	0	0	2	—	2	48.8	0	83.3
61 Senility, without mention of psychosis (794)	—	—	—	0	0	0	—	—	—	0	0	0
62 Ill-defined and unknown causes (780-793, 795)	—	—	—	0	0	0	—	—	—	0	0	0
63 Motor vehicle accidents (E810-E835)	9	2	7	115.4	37.0	291.7	3	2	1	73.2	117.6	41.7
64 All other accidents (E800-E802, E840-E862)	4	4	—	51.3	74.1	0	1	—	1	24.4	0	41.7
65 Suicide (E963, E970-E979)	—	—	—	0	0	0	—	—	—	0	0	0
66 Homicide (E964, E980-E985)	1	1	—	12.8	18.5	0	—	—	—	0	0	0
67 All other diseases (residual)	5	4	1	64.1	74.1	41.7	6	2	4	146.3	117.6	166.7

TABLE XIV-C VITAL STATISTICS, BY CITY, BY RACE, GEORGIA, 1967 141  
POPULATION 2,500-9,999

ITEM	NASHVILLE						OCILLA						
	Number			Rate or Ratio *			Number			Rate or Ratio *			
	Total	White	Non-White	Total	White	Non-White	Total	White	Non-White	Total	White	Non-White	
1 Estimated population as of July 1	4,500	3,500	1,000				3,600	1,700	1,900				1
<b>LIVE BIRTHS</b>													
2 Total	65	50	15	14.4	14.3	15.0	73	20	53	20.3	11.8	27.9	2
3 Delivered in hospital	63	49	14	96.9%	98.0%	93.3%	47	20	27	64.4%	100.0%	50.9%	3
4 Delivered in home by physician	1	1	-	1.5%	2.0%	0%	-	-	-	0%	0%	0%	4
5 Delivered in home by midwife	-	-	-	0%	0%	0%	26	-	26	35.6%	0%	49.1%	5
6 Other deliveries	1	-	1	1.5%	0%	6.7%	-	-	-	0%	0%	0%	6
7 Immature births	4	3	1	61.5	60.0	66.7	6	1	5	82.2	50.0	94.3	7
8 Live births to unwed mothers	10	1	9	153.8	20.0	600.0	20	1	19	274.0	50.0	358.5	8
<b>FETAL DEATHS</b>													
9 Total	-	-	-	0	0	0	4	1	3	54.8	50.0	56.6	9
10 Under 20 weeks gestation	-	-	-	0	0	0	1	1	-	13.7	50.0	0	10
11 20-27 weeks gestation	-	-	-	0	0	0	1	-	1	13.7	0	18.9	11
12 28 weeks and more	-	-	-	0	0	0	2	-	2	27.4	0	37.7	12
13 Unknown length of gestation	-	-	-	0	0	0	-	-	-	0	0	0	13
<b>DEATHS</b>													
14 Total, all ages	36	29	7	800.0	828.6	700.0	40	25	15	111.1	1470.6	789.5	14
15 Under 1 year	1	1	-	15.4	20.0	0	5	1	4	68.5	50.0	75.5	15
16 Under 28 days	-	-	-	0	0	0	2	1	1	27.4	50.0	18.9	16
17 Deaths from immaturity	-	-	-	0	0	0	1	-	1	13.7	0	18.9	17
18 1-4 years * *	1	1	-	-	-	-	-	-	-	-	-	-	18
19 Maternal deaths	-	-	-	0	0	0	-	-	-	0	0	0	19
<b>CAUSE OF DEATH</b>													
20 Tuberculosis, all forms (001-019)	-	-	-	0	0	0	-	-	-	0	0	0	20
21 Syphilis and its sequelae (020-029)	-	-	-	0	0	0	-	-	-	0	0	0	21
22 Typhoid fever (040)	-	-	-	0	0	0	-	-	-	0	0	0	22
23 Dysentery, all forms (045-048)	-	-	-	0	0	0	-	-	-	0	0	0	23
24 Scarlet fever (050)	-	-	-	0	0	0	-	-	-	0	0	0	24
25 Streptococcal sore throat (051)	-	-	-	0	0	0	-	-	-	0	0	0	25
26 Diphtheria (055)	-	-	-	0	0	0	-	-	-	0	0	0	26
27 Whooping cough (056)	-	-	-	0	0	0	-	-	-	0	0	0	27
28 Meningococcal infections (057)	-	-	-	0	0	0	-	-	-	0	0	0	28
29 Acute poliomyelitis (080)	-	-	-	0	0	0	-	-	-	0	0	0	29
30 Acute infectious encephalitis (082)	-	-	-	0	0	0	-	-	-	0	0	0	30
31 Smallpox (084)	-	-	-	0	0	0	-	-	-	0	0	0	31
32 Measles (085)	-	-	-	0	0	0	-	-	-	0	0	0	32
33 Typhus and other rickettsial diseases (100-103, 105-108)	-	-	-	0	0	0	-	-	-	0	0	0	33
34 Rocky Mountain spotted fever (104)	-	-	-	0	0	0	-	-	-	0	0	0	34
35 Malaria (110-117)	-	-	-	0	0	0	-	-	-	0	0	0	35
36 All other diseases classified as infective and parasitic (030-039, 041-044, 049, 052-054, 059-074, 081, 083, 086-096, 120-138)	-	-	-	0	0	0	-	-	-	0	0	0	36
37 Malignant neoplasms, including neoplasms of lymphatic and haematopoietic tissues (140-205)	11	9	2	244.4	257.1	200.0	6	4	2	166.7	235.3	105.3	37
38 Benign and unspecified neoplasms (210-239)	-	-	-	0	0	0	-	-	-	0	0	0	38
39 Diabetes mellitus (260)	1	1	0	22.2	0	100.0	-	-	-	0	0	0	39
40 Pellagra (281)	-	-	-	0	0	0	-	-	-	0	0	0	40
41 Anemias (290-293)	-	-	-	0	0	0	-	-	-	0	0	0	41
42 Vascular lesions affecting central nervous system (330-334)	1	1	-	22.2	28.6	0	11	9	2	305.6	529.4	105.3	42
43 Nonmeningococcal meningitis (340)	-	-	-	0	0	0	-	-	-	0	0	0	43
44 Rheumatic fever (400-402)	-	-	-	0	0	0	-	-	-	0	0	0	44
45 Heart diseases (410-443)	11	9	2	244.4	257.1	200.0	14	9	5	388.9	529.4	263.2	45
46 Hypertension without mention of heart (444-447)	-	-	-	0	0	0	-	-	-	0	0	0	46
47 Influenza and pneumonia (480-483, 490-493)	1	1	-	22.2	28.6	0	3	1	2	83.3	5 8.8	105.3	47
48 Bronchitis (500-502)	-	-	-	0	0	0	-	-	-	0	0	0	48
49 Ulcer of stomach and duodenum (540, 541)	-	-	-	0	0	0	1	-	1	27.8	0	52.6	49
50 Appendicitis (550-553)	-	-	-	0	0	0	-	-	-	0	0	0	50
51 Intestinal obstruction and hernia (560, 561, 570)	-	-	-	0	0	0	-	-	-	0	0	0	51
52 Gastritis, duodenitis, enteritis and colitis (except diarrhea of the newborn) (543, 571, 572)	-	-	-	0	0	0	-	-	-	0	0	0	52
53 Cirrhosis of liver (581)	-	-	-	0	0	0	-	-	-	0	0	0	53
54 Nephritis and nephrosis (590-594)	-	-	-	0	0	0	1	1	-	27.8	58.8	0	54
55 Hyperplasia of prostate (610)	-	-	-	0	0	0	-	-	-	0	0	0	55
56 Complications of pregnancy, childbirth and the puerperium (640-652, 670-689)	-	-	-	0	0	0	-	-	-	0	0	0	56
57 Congenital malformations (750-759)	1	1	-	22.2	28.6	0	-	-	-	0	0	0	57
58 Birth injuries, postnatal asphyxia and atelectasis (760-762)	1	1	-	22.2	28.6	0	-	-	-	0	0	0	58
59 Infection of the newborn (763-768)	-	-	-	0	0	0	-	-	-	0	0	0	59
60 Other diseases peculiar to early infancy, and immaturity unqualified (769-776)	-	-	-	0	0	0	2	1	1	55.6	58.8	52.6	60
61 Senility, without mention of psychosis (794)	-	-	-	0	0	0	-	-	-	0	0	0	61
62 Ill-defined and unknown causes (780-793, 795)	-	-	-	0	0	0	-	-	-	0	0	0	62
63 Motor vehicle accidents (E810-E835)	3	2	1	66.7	57.1	100.0	-	-	-	0	0	0	63
64 All other accidents (E800-E802, E840-E962)	2	1	1	44.4	28.6	100.0	1	-	1	27.8	0	52.6	64
65 Suicide (E963, E970-E979)	2	2	-	44.4	57.1	0	-	-	-	0	0	0	65
66 Homicide (E964, E980-E985)	-	-	-	0	0	0	-	-	-	0	0	0	66
67 All other diseases (residual)	2	2	-	44.4	57.1	0	1	-	1	27.8	0	52.6	67

142 TABLE XIV-C VITAL STATISTICS, BY CITY, BY RACE, GEORGIA, 1967  
POPULATION 2,500-9,999

ITEM	PELHAM						PERRY					
	Number			Rate or Ratio *			Number			Rate or Ratio *		
	Total	White	Non-White	Total	White	Non-White	Total	White	Non-White	Total	White	Non-White
1 Estimated population as of July 1	5,200	2,700	2,500				7,200	4,100	3,100			
<b>LIVE BIRTHS</b>												
2 Total	105	43	62	20.2	15.9	24.8	132	70	62	18.3	17.1	20.0
3 Delivered in hospital	93	43	50	88.6%	100.0%	80.6%	115	70	45	87.1%	100.0%	72.6%
4 Delivered in home by physician				0%	0%	0%	11		11	8.3%	0%	17.7%
5 Delivered in home by midwife	12		12	11.4%	0%	19.4%	6		6	4.5%	0%	9.7%
6 Other deliveries				0%	0%	0%				0%	0%	0%
7 Immature births	10	1	9	95.2	23.3	145.2	7	3	4	53.0	42.9	64.5
8 Live births to unwed mothers	17	1	16	161.9	23.3	258.1	18	1	17	136.4	14.3	274.2
<b>FETAL DEATHS</b>												
9 Total	4	2	2	38.1	46.5	32.3	1		1	7.6	0	16.1
10 Under 20 weeks gestation	2	2		19.0	46.5	0				0	0	0
11 20-27 weeks gestation	1		1	9.5	0	16.1				0	0	0
12 28 weeks and more	1		1	9.5	0	16.1	1		1	7.6	0	16.1
13 Unknown length of gestation				0	0	0				0	0	0
<b>DEATHS</b>												
14 Total, all ages	62	33	29	1192.3	1222.2	1160.0	56	25	31	777.8	609.8	1000.0
15 Under 1 year	6		6	57.1	0	96.8	4	1	3	30.3	14.3	48.4
16 Under 28 days	3		3	28.6	0	48.4	1	1		7.6	14.3	0
17 Deaths from immaturity	1		1	9.5	0	16.1				0	0	0
18 1-4 years **	2		2				2	1	1			
19 Maternal deaths				0	0	0				0	0	0
<b>CAUSE OF DEATH</b>												
20 Tuberculosis, all forms (001-019)	1	1		19.2	37.0	0				0	0	0
21 Syphilis and its sequelae (020-029)	1		1	19.2	0	40.0	1		1	13.9	0	32.3
22 Typhoid fever (040)				0	0	0				0	0	0
23 Dysentery, all forms (045-048)				0	0	0				0	0	0
24 Scarlet fever (050)				0	0	0				0	0	0
25 Streptococcal sore throat (051)				0	0	0				0	0	0
26 Diphtheria (055)				0	0	0				0	0	0
27 Whooping cough (056)				0	0	0				0	0	0
28 Meningococcal infections (057)				0	0	0				0	0	0
29 Acute poliomyelitis (080)				0	0	0				0	0	0
30 Acute infectious encephalitis (082)				0	0	0				0	0	0
31 Smallpox (084)				0	0	0				0	0	0
32 Measles (085)				0	0	0				0	0	0
33 Typhus and other rickettsial diseases (100-103, 105-108)				0	0	0				0	0	0
34 Rocky Mountain spotted fever (104)				0	0	0				0	0	0
35 Malaria (110-117)				0	0	0				0	0	0
36 All other diseases classified as infective and parasitic (030-039, 041-044, 049, 052-054, 059-074, 081, 083, 086-096, 120-138)				0	0	0				0	0	0
37 Malignant neoplasms, including neoplasms of lymphatic and haematopoietic tissues (140-205)	7	6	1	134.6	222.2	40.0	5	5		69.4	122.0	0
38 Benign and unspecified neoplasms (210-239)				0	0	0	1		1	13.9	0	32.3
39 Diabetes mellitus (240)	1		1	19.2	0	40.0	1		1	13.9	0	32.3
40 Pellagra (281)				0	0	0				0	0	0
41 Anemias (290-293)	1		1	19.2	0	40.0				0	0	0
42 Vascular lesions affecting central nervous system (330-334)	17	10	7	326.9	370.4	280.0	7	3	4	97.2	73.2	129.0
43 Nonmeningococcal meningitis (340)				0	0	0				0	0	0
44 Rheumatic fever (400-402)				0	0	0				0	0	0
45 Heart diseases (410-443)	15	8	7	288.5	296.3	280.0	21	9	12	291.7	219.5	387.1
46 Hypertension without mention of heart (444-447)				0	0	0	2	1	1	27.8	24.4	32.3
47 Influenza and pneumonia (480-483, 490-493)	3	2	1	57.7	74.1	40.0	3		3	41.7	0	96.8
48 Bronchitis (500-502)				0	0	0				0	0	0
49 Ulcer of stomach and duodenum (540, 541)				0	0	0				0	0	0
50 Appendicitis (550-553)				0	0	0	1		1	13.9	0	32.3
51 Intestinal obstruction and hernia (560, 561, 570)				0	0	0				0	0	0
52 Gastritis, duodenitis, enteritis and colitis (except diarrhea of the newborn) (543, 571, 572)	2		2	38.5	0	80.0				0	0	0
53 Cirrhosis of liver (581)				0	0	0	2	2		27.8	48.8	0
54 Nephritis and nephrosis (590-594)	1	1		19.2	37.0	0				0	0	0
55 Hyperplasia of prostate (610)	1			19.2	37.0	0				0	0	0
56 Complications of pregnancy, childbirth and the puerperium (640-652, 670-689)				0	0	0				0	0	0
57 Congenital malformations (750-759)	1		1	19.2	0	40.0	1		1	13.9	0	32.3
58 Birth injuries, postnatal asphyxia and atelectasis (760-762)	2		2	38.5	0	80.0	1	1		13.9	24.4	0
59 Infection of the newborn (763-768)				0	0	0				0	0	0
60 Other diseases peculiar to early infancy, and immaturity unqualified (769-776)	1		1	19.2	0	40.0				0	0	0
61 Senility, without mention of psychosis (794)				0	0	0				0	0	0
62 Ill-defined and unknown causes (780-793, 795)	1		1	19.2	0	40.0				0	0	0
63 Motor vehicle accidents (E810-E835)				0	0	0	1	1		13.9	24.4	0
64 All other accidents (E800-E802, E840-E962)	2		2	38.5	0	80.0	4	1	3	55.6	24.4	96.8
65 Suicide (E963, E970-E979)				0	0	0	1	1		13.9	24.4	0
66 Homicide (E964, E980-E985)	1		1	19.2	0	40.0				0	0	0
67 All other diseases (residual)	4	4		76.9	148.1	0	4	1	3	55.6	24.4	96.8

TABLE XIV-C VITAL STATISTICS, BY CITY, BY RACE, GEORGIA, 1967  
POPULATION 2,500-9,999

ITEM	PORT WENTWORTH						QUITMAN						
	Number			Rate or Ratio *			Number			Rate or Ratio *			
	Total	White	Non-White	Total	White	Non-White	Total	White	Non-White	Total	White	Non-White	
1 Estimated population as of July 1	3,200	3,000	200				5,600	2,800	2,800				1
<b>LIVE BIRTHS</b>													
2 Total	44	41	3	13.8	13.7	15.0	109	36	73	19.5	12.9	26.1	2
3 Delivered in hospital	44	41	3	100.0%	100.0%	100.0%	86	36	50	78.9%	100.0%	68.5%	3
4 Delivered in home by physician	—	—	—	0%	0%	0%	1	—	1	0.9%	0%	1.4%	4
5 Delivered in home by midwife	—	—	—	0%	0%	0%	22	—	22	20.2%	0%	30.1%	5
6 Other deliveries	—	—	—	0%	0%	0%	—	—	—	0%	0%	0%	6
7 Immature births	1	—	1	22.7	0	333.3	12	4	8	110.1	111.1	109.6	7
8 Live births to unwed mothers	2	1	1	45.5	24.4	333.3	25	2	23	229.4	55.6	315.1	8
<b>FETAL DEATHS</b>													
9 Total	4	4	—	90.9	97.6	0	3	—	3	27.5	0	41.1	9
10 Under 20 weeks gestation	3	3	—	68.2	73.2	0	—	—	—	0	0	0	10
11 20-27 weeks gestation	—	—	—	0	0	0	—	—	—	0	0	0	11
12 28 weeks and more	1	1	—	22.7	24.4	0	—	—	—	0	0	0	12
13 Unknown length of gestation	—	—	—	0	0	0	3	—	3	27.5	0	41.1	13
<b>DEATHS</b>													
14 Total, all ages	23	22	1	718.8	733.3	500.0	74	37	37	321.4	321.4	321.4	14
15 Under 1 year	1	1	—	22.7	24.4	0	6	2	4	55.0	55.6	54.8	15
16 Under 28 days	1	1	—	22.7	24.4	0	4	2	2	36.7	55.6	27.4	16
17 Deaths from immaturity	—	—	—	0	0	0	2	2	—	18.3	55.6	0	17
18 1-4 years **	—	—	—	—	—	—	—	—	—	—	—	—	18
19 Maternal deaths	—	—	—	0	0	0	—	—	—	0	0	0	19
<b>CAUSE OF DEATH</b>													
20 Tuberculosis, all forms (001-019)	—	—	—	0	0	0	—	—	—	0	0	0	20
21 Syphilis and its sequelae (020-029)	—	—	—	0	0	0	—	—	—	0	0	0	21
22 Typhoid fever (040)	—	—	—	0	0	0	—	—	—	0	0	0	22
23 Dysentery, all forms (045-048)	—	—	—	0	0	0	—	—	—	0	0	0	23
24 Scarlet fever (050)	—	—	—	0	0	0	—	—	—	0	0	0	24
25 Streptococcal sore throat (051)	—	—	—	0	0	0	—	—	—	0	0	0	25
26 Diphtheria (055)	—	—	—	0	0	0	—	—	—	0	0	0	26
27 Whooping cough (056)	—	—	—	0	0	0	—	—	—	0	0	0	27
28 Meningococcal infections (057)	—	—	—	0	0	0	—	—	—	0	0	0	28
29 Acute poliomyelitis (080)	—	—	—	0	0	0	—	—	—	0	0	0	29
30 Acute infectious encephalitis (082)	—	—	—	0	0	0	—	—	—	0	0	0	30
31 Smallpox (084)	—	—	—	0	0	0	—	—	—	0	0	0	31
32 Measles (085)	—	—	—	0	0	0	—	—	—	0	0	0	32
33 Typhus and other rickettsial diseases (100-103, 105-108)	—	—	—	0	0	0	—	—	—	0	0	0	33
34 Rocky Mountain spotted fever (104)	—	—	—	0	0	0	—	—	—	0	0	0	34
35 Malaria (110-117)	—	—	—	0	0	0	—	—	—	0	0	0	35
36 All other diseases classified as infective and parasitic (030-039, 041-044, 049, 052-054, 059-074, 081, 083, 086-096, 120-138)	—	—	—	0	0	0	—	—	—	0	0	0	36
37 Malignant neoplasms, including neoplasms of lymphatic and haematopoietic tissues (140-205)	4	4	—	125.0	133.3	0	5	2	3	89.3	71.4	107.1	37
38 Benign and unspecified neoplasms (210-239)	—	—	—	0	0	0	1	—	1	17.9	0	35.7	38
39 Diabetes mellitus (260)	1	1	—	31.3	33.3	0	2	—	2	35.7	0	71.4	39
40 Pellagra (281)	—	—	—	0	0	0	—	—	—	0	0	0	40
41 Anemias (290-293)	—	—	—	0	0	0	1	—	1	17.9	0	35.7	41
42 Vascular lesions affecting central nervous system (330-334)	6	6	—	187.5	200.0	0	6	4	2	107.1	142.9	71.4	42
43 Nonmeningococcal meningitis (340)	—	—	—	0	0	0	—	—	—	0	0	0	43
44 Rheumatic fever (400-402)	—	—	—	0	0	0	—	—	—	0	0	0	44
45 Heart diseases (410-443)	7	6	1	218.8	200.0	500.0	35	22	13	625.0	785.7	464.3	45
46 Hypertension without mention of heart (444-447)	—	—	—	0	0	0	1	—	1	17.9	0	35.7	46
47 Influenza and pneumonia (480-483, 490-493)	—	—	—	0	0	0	2	—	2	35.7	0	71.4	47
48 Bronchitis (500-502)	—	—	—	0	0	0	—	—	—	0	0	0	48
49 Ulcer of stomach and duodenum (540, 541)	—	—	—	0	0	0	—	—	—	0	0	0	49
50 Appendicitis (550-553)	—	—	—	0	0	0	—	—	—	0	0	0	50
51 Intestinal obstruction and hernia (560, 561, 570)	1	1	—	31.3	33.3	0	—	—	—	0	0	0	51
52 Gastritis, duodenitis, enteritis and colitis (except diarrhea of the newborn) (543, 571, 572)	—	—	—	0	0	0	1	—	1	17.9	0	35.7	52
53 Cirrhosis of liver (581)	—	—	—	0	0	0	1	1	—	17.9	35.7	0	53
54 Nephritis and nephrosis (590-594)	—	—	—	0	0	0	—	—	—	0	0	0	54
55 Hyperplasia of prostate (610)	—	—	—	0	0	0	—	—	—	0	0	0	55
56 Complications of pregnancy, childbirth and the puerperium (640-652, 670-689)	—	—	—	0	0	0	—	—	—	0	0	0	56
57 Congenital malformations (750-759)	—	—	—	0	0	0	1	—	1	17.9	0	35.7	57
58 Birth injuries, postnatal asphyxia and atelectasis (760-762)	—	—	—	0	0	0	—	—	—	0	0	0	58
59 Infection of the newborn (763-768)	—	—	—	0	0	0	1	—	1	17.9	0	35.7	59
60 Other diseases peculiar to early infancy, and immaturity unqualified (769-776)	—	—	—	0	0	0	3	2	1	53.6	71.4	35.7	60
61 Senility, without mention of psychosis (794)	—	—	—	0	0	0	—	—	—	0	0	0	61
62 Ill-defined and unknown causes (780-793, 795)	—	—	—	0	0	0	—	—	—	0	0	0	62
63 Motor vehicle accidents (E810-E835)	1	1	—	31.3	33.3	0	—	—	—	0	0	0	63
64 All other accidents (E800-E802, E840-E962)	1	1	—	31.3	33.3	0	3	2	1	53.6	71.4	35.7	64
65 Suicide (E963, E970-E979)	—	—	—	0	0	0	1	1	—	17.9	35.7	0	65
66 Homicide (E964, E980-E985)	—	—	—	0	0	0	1	—	1	17.9	0	35.7	66
67 All other diseases (residual)	2	2	—	62.5	66.7	0	9	3	6	160.7	107.1	214.3	67

TABLE XIV-C VITAL STATISTICS, BY CITY, BY RACE, GEORGIA, 1967  
POPULATION 2,500-9,999

ITEM	ROCKMART						ROSSVILLE					
	Number			Rate or Ratio *			Number			Rate or Ratio *		
	Total	White	Non-White	Total	White	Non-White	Total	White	Non-White	Total	White	Non-White
1 Estimated population as of July 1	4,200	3,400	800				5,800	5,800	0			
<b>LIVE BIRTHS</b>												
2 Total	95	55	40	22.6	16.2	50.0	139	135	4	24.0	23.3	...
3 Delivered in hospital	83	54	29	87.4%	98.2%	72.5%	138	134	4	99.3%	99.3%	100.0%
4 Delivered in home by physician	2	2	0	2.1%	0%	5.0%	1	1	0	0.7%	0.7%	0%
5 Delivered in home by midwife	10	1	9	10.5%	1.8%	22.5%	—	—	—	0%	0%	0%
6 Other deliveries	—	—	—	0%	0%	0%	—	—	—	0%	0%	0%
7 Immature births	10	3	7	105.3	54.5	175.0	18	18	—	129.5	133.3	0
8 Live births to unwed mothers	13	1	12	136.8	18.2	300.0	6	6	—	43.2	44.4	0
<b>FETAL DEATHS</b>												
9 Total	1	1	—	10.5	18.2	0	3	3	—	21.6	22.2	0
10 Under 20 weeks gestation	—	—	—	0	0	0	—	—	—	0	0	0
11 20-27 weeks gestation	—	—	—	0	0	0	—	—	—	0	0	0
12 28 weeks and more	—	—	—	0	0	0	3	3	—	21.6	22.2	0
13 Unknown length of gestation	1	1	—	10.5	18.2	0	—	—	—	0	0	0
<b>DEATHS</b>												
14 Total, all ages	42	37	5	1000.0	1088.2	625.0	74	74	—	1275.9	1275.9	...
15 Under 1 year	6	4	2	63.2	72.7	50.0	5	5	—	36.0	37.0	0
16 Under 28 days	4	2	2	42.1	36.4	50.0	5	5	—	36.0	37.0	0
17 Deaths from immaturity	—	—	—	0	0	0	2	2	—	14.4	14.8	0
18 1-4 years **	1	1	—	—	—	—	1	1	—	—	—	0
19 Maternal deaths	—	—	—	0	0	0	—	—	—	0	0	0
<b>CAUSE OF DEATH</b>												
20 Tuberculosis, all forms (001-019)	—	—	—	0	0	0	—	—	—	0	0	...
21 Syphilis and its sequelae (020-029)	1	1	—	23.8	29.4	0	—	—	—	0	0	...
22 Typhoid fever (040)	—	—	—	0	0	0	—	—	—	0	0	...
23 Dysentery, all forms (045-048)	—	—	—	0	0	0	—	—	—	0	0	...
24 Scarlet fever (050)	—	—	—	0	0	0	—	—	—	0	0	...
25 Streptococcal sore throat (051)	—	—	—	0	0	0	—	—	—	0	0	...
26 Diphtheria (055)	—	—	—	0	0	0	—	—	—	0	0	...
27 Whooping cough (056)	—	—	—	0	0	0	—	—	—	0	0	...
28 Meningococcal infections (057)	—	—	—	0	0	0	—	—	—	0	0	...
29 Acute poliomyelitis (080)	—	—	—	0	0	0	—	—	—	0	0	...
30 Acute infectious encephalitis (082)	—	—	—	0	0	0	—	—	—	0	0	...
31 Smallpox (084)	—	—	—	0	0	0	—	—	—	0	0	...
32 Measles (085)	—	—	—	0	0	0	—	—	—	0	0	...
33 Typhus and other rickettsial diseases (100-103, 105-108)	—	—	—	0	0	0	—	—	—	0	0	...
34 Rocky Mountain spotted fever (104)	—	—	—	0	0	0	—	—	—	0	0	...
35 Malaria (110-117)	—	—	—	0	0	0	—	—	—	0	0	...
36 All other diseases classified as infective and parasitic (030-039, 041-044, 049, 052-054, 059-074, 081, 083, 086-096, 120-138)	1	1	—	23.8	29.4	0	—	—	—	0	0	...
37 Malignant neoplasms, including neoplasms of lymphatic and haematopoietic tissues (140-205)	4	3	1	95.2	88.2	125.0	9	9	—	155.2	155.2	...
38 Benign and unspecified neoplasms (210-239)	—	—	—	0	0	0	—	—	—	0	0	...
39 Diabetes mellitus (260)	—	—	—	0	0	0	1	1	—	17.2	17.2	...
40 Pellagra (281)	—	—	—	0	0	0	—	—	—	0	0	...
41 Anemias (290-293)	—	—	—	0	0	0	—	—	—	0	0	...
42 Vascular lesions affecting central nervous system (330-334)	6	6	—	142.9	176.5	0	4	4	—	69.0	69.0	...
43 Nonmeningococcal meningitis (340)	—	—	—	0	0	0	—	—	—	0	0	...
44 Rheumatic fever (400-402)	—	—	—	0	0	0	—	—	—	0	0	...
45 Heart diseases (410-443)	16	15	1	381.0	441.2	125.0	30	30	—	517.2	517.2	...
46 Hypertension without mention of heart (444-447)	—	—	—	0	0	0	—	—	—	0	0	...
47 Influenza and pneumonia (480-483, 490-493)	1	1	—	23.8	29.4	0	1	1	—	17.2	17.2	...
48 Bronchitis (500-502)	—	—	—	0	0	0	—	—	—	0	0	...
49 Ulcer of stomach and duodenum (540, 541)	—	—	—	0	0	0	1	1	—	17.2	17.2	...
50 Appendicitis (550-553)	—	—	—	0	0	0	—	—	—	0	0	...
51 Intestinal obstruction and hernia (560, 561, 570)	—	—	—	0	0	0	—	—	—	0	0	...
52 Gastritis, duodenitis, enteritis and colitis (except diarrhea of the newborn) (543, 571, 572)	—	—	—	0	0	0	—	—	—	0	0	...
53 Cirrhosis of liver (581)	—	—	—	0	0	0	1	1	—	17.2	17.2	...
54 Nephritis and nephrosis (590-594)	—	—	—	0	0	0	1	1	—	17.2	17.2	...
55 Hyperplasia of prostate (610)	—	—	—	0	0	0	—	—	—	0	0	...
56 Complications of pregnancy, childbirth and the puerperium (640-652, 670-689)	—	—	—	0	0	0	—	—	—	0	0	...
57 Congenital malformations (750-759)	2	2	—	47.6	58.8	0	1	1	—	17.2	17.2	...
58 Birth injuries, postnatal asphyxia and atelectasis (760-762)	1	1	—	23.8	29.4	0	2	2	—	34.5	34.5	...
59 Infection of the newborn (763-768)	—	—	—	0	0	0	—	—	—	0	0	...
60 Other diseases peculiar to early infancy, and immaturity unqualified (769-776)	2	2	—	47.6	0	250.0	2	2	—	34.5	34.5	...
61 Senility, without mention of psychosis (794)	—	—	—	0	0	0	1	1	—	17.2	17.2	...
62 Ill-defined and unknown causes (780-793, 795)	—	—	—	0	0	0	2	2	—	34.5	34.5	...
63 Motor vehicle accidents (E810-E835)	4	3	1	95.2	88.2	125.0	3	3	—	51.7	51.7	...
64 All other accidents (E800-E802, E840-E962)	1	1	—	23.8	29.4	0	5	5	—	86.2	86.2	...
65 Suicide (E963, E970-E979)	—	—	—	0	0	0	—	—	—	0	0	...
66 Homicide (E964, E980-E985)	—	—	—	0	0	0	1	1	—	17.2	17.2	...
67 All other diseases (residual)	3	3	—	71.4	88.2	0	9	9	—	155.2	155.2	...

TABLE XIV-C VITAL STATISTICS, BY CITY, BY RACE, GEORGIA, 1967  
POPULATION 2,500-9,999

ITEM	ROSWELL						SANDERSVILLE						
	Number			Rate or Ratio *			Number			Rate or Ratio *			
	Total	White	Non-White	Total	White	Non-White	Total	White	Non-White	Total	White	Non-White	
1 Estimated population as of July 1	3,100	2,700	400				6,000	2,500	3,500				1
<b>LIVE BIRTHS</b>													
2 Total	94	87	7	30.3	32.2	17.5	115	45	70	19.2	18.0	20.0	2
3 Delivered in hospital	94	87	7	100.0%	100.0%	100.0%	95	45	50	82.6%	100.0%	71.4%	3
4 Delivered in home by physician	-	-	-	0%	0%	0%	1	-	1	0.9%	0%	1.4%	4
5 Delivered in home by midwife	-	-	-	0%	0%	0%	19	-	19	16.5%	0%	27.1%	5
6 Other deliveries	-	-	-	0%	0%	0%	-	-	-	0%	0%	0%	6
7 Immature births	7	7	-	74.5	80.5	0	17	4	13	147.8	88.9	185.7	7
8 Live births to unwed mothers	2	2	-	21.3	23.0	0	26	1	25	226.1	22.2	357.1	8
<b>FETAL DEATHS</b>													
9 Total	2	1	1	21.3	11.5	142.9	2	-	2	17.4	0	28.6	9
10 Under 20 weeks gestation	-	-	-	0	0	0	-	-	-	0	0	0	10
11 20-27 weeks gestation	-	-	-	0	0	0	2	-	2	17.4	0	28.6	11
12 28 weeks and more	2	1	1	21.3	11.5	142.9	-	-	-	0	0	0	12
13 Unknown length of gestation	-	-	-	0	0	0	-	-	-	0	0	0	13
<b>DEATHS</b>													
14 Total, all ages	47	44	3	1516.1	1629.6	750.0	92	45	47	1533.3	800.0	1342.9	14
15 Under 1 year	3	3	-	31.9	34.5	0	1	-	1	8.7	0	14.3	15
16 Under 28 days	-	-	-	0	0	0	-	-	-	0	0	0	16
17 Deaths from immaturity	-	-	-	0	0	0	-	-	-	0	0	0	17
18 1-4 years * *	-	-	-	0	0	0	2	-	2	0	0	0	18
19 Maternal deaths	-	-	-	0	0	0	-	-	-	0	0	0	19
<b>CAUSE OF DEATH</b>													
20 Tuberculosis, all forms (001-019)	-	-	-	0	0	0	-	-	-	0	0	0	20
21 Syphilis and its sequelae (020-029)	-	-	-	0	0	0	-	-	-	0	0	0	21
22 Typhoid fever (040)	-	-	-	0	0	0	-	-	-	0	0	0	22
23 Dysentery, all forms (045-048)	-	-	-	0	0	0	-	-	-	0	0	0	23
24 Scarlet fever (050)	-	-	-	0	0	0	-	-	-	0	0	0	24
25 Streptococcal sore throat (051)	-	-	-	0	0	0	-	-	-	0	0	0	25
26 Diphtheria (055)	-	-	-	0	0	0	-	-	-	0	0	0	26
27 Whooping cough (056)	-	-	-	0	0	0	-	-	-	0	0	0	27
28 Meningococcal infections (057)	-	-	-	0	0	0	-	-	-	0	0	0	28
29 Acute poliomyelitis (080)	-	-	-	0	0	0	-	-	-	0	0	0	29
30 Acute infectious encephalitis (082)	-	-	-	0	0	0	-	-	-	0	0	0	30
31 Smallpox (084)	-	-	-	0	0	0	-	-	-	0	0	0	31
32 Measles (085)	-	-	-	0	0	0	-	-	-	0	0	0	32
33 Typhus and other rickettsial diseases (100-103, 105-108)	-	-	-	0	0	0	-	-	-	0	0	0	33
34 Rocky Mountain spotted fever (104)	-	-	-	0	0	0	-	-	-	0	0	0	34
35 Malaria (110-117)	-	-	-	0	0	0	-	-	-	0	0	0	35
36 All other diseases classified as infective and parasitic (030-039, 041-044, 049, 052-054, 059-074, 081, 083, 086, 096, 120-138)	-	-	-	0	0	0	1	1	-	16.7	40.0	0	36
37 Malignant neoplasms, including neoplasms of lymphatic and haematopoietic tissues (140-205)	5	5	-	161.3	185.2	0	12	6	6	200.0	240.0	171.4	37
38 Benign and unspecified neoplasms (210-239)	-	-	-	0	0	0	-	-	-	0	0	0	38
39 Diabetes mellitus (260)	1	1	-	32.3	37.0	0	3	3	3	50.0	0	85.7	39
40 Pellagra (281)	-	-	-	0	0	0	-	-	-	0	0	0	40
41 Anemias (290-293)	-	-	-	0	0	0	-	-	-	0	0	0	41
42 Vascular lesions affecting central nervous system (330-334)	6	5	1	193.5	185.2	250.0	11	7	4	183.3	280.0	114.3	42
43 Nonmeningococcal meningitis (340)	1	1	-	32.3	37.0	0	-	-	-	0	0	0	43
44 Rheumatic fever (400-402)	-	-	-	0	0	0	-	-	-	0	0	0	44
45 Heart diseases (410-443)	15	13	2	483.9	481.5	500.0	29	17	12	483.3	680.0	342.9	45
46 Hypertension without mention of heart (444-447)	-	-	-	0	0	0	2	-	2	33.3	0	57.1	46
47 Influenza and pneumonia (480-483, 490-493)	-	-	-	0	0	0	7	4	3	116.7	160.0	85.7	47
48 Bronchitis (500-502)	-	-	-	0	0	0	1	-	1	16.7	0	28.6	48
49 Ulcer of stomach and duodenum (540, 541)	1	1	-	32.3	37.0	0	-	-	-	0	0	0	49
50 Appendicitis (550-553)	-	-	-	0	0	0	-	-	-	0	0	0	50
51 Intestinal obstruction and hernia (560, 561, 570)	-	-	-	0	0	0	1	-	1	16.7	0	28.6	51
52 Gastritis, duodenitis, enteritis and colitis (except diarrhea of the newborn) (543, 571, 572)	-	-	-	0	0	0	3	2	1	50.0	80.0	28.6	52
53 Cirrhosis of liver (581)	1	1	-	32.3	37.0	0	1	1	-	16.7	40.0	0	53
54 Nephritis and nephrosis (590-594)	-	-	-	0	0	0	-	-	-	0	0	0	54
55 Hyperplasia of prostate (610)	-	-	-	0	0	0	-	-	-	0	0	0	55
56 Complications of pregnancy, childbirth and the puerperium (640-652, 670-689)	-	-	-	0	0	0	-	-	-	0	0	0	56
57 Congenital malformations (750-759)	-	-	-	0	0	0	-	-	-	0	0	0	57
58 Birth injuries, postnatal asphyxia and atelectasis (760-762)	-	-	-	0	0	0	-	-	-	0	0	0	58
59 Infection of the newborn (763-768)	-	-	-	0	0	0	-	-	-	0	0	0	59
60 Other diseases peculiar to early infancy, and immaturity unqualified (769-776)	-	-	-	0	0	0	-	-	-	0	0	0	60
61 Senility, without mention of psychosis (794)	-	-	-	0	0	0	-	-	-	0	0	0	61
62 Ill-defined and unknown causes (780-793, 795)	-	-	-	0	0	0	1	-	1	16.7	0	28.6	62
63 Motor vehicle accidents (E810-E835)	4	4	-	129.0	148.1	0	1	1	-	16.7	40.0	0	63
64 All other accidents (E800-E802, E840-E862)	2	2	-	64.5	74.1	0	3	1	2	50.0	40.0	57.1	64
65 Suicide (E963, E970-E979)	2	2	-	64.5	74.1	0	-	-	-	0	0	0	65
66 Homicide (E964, E980-E985)	1	1	-	32.3	37.0	0	2	-	2	33.3	0	57.1	66
67 All other diseases (residual)	8	8	-	258.1	296.3	0	14	5	9	233.3	200.0	257.1	67

146 TABLE XIV-C VITAL STATISTICS, BY CITY, BY RACE, GEORGIA, 1967  
POPULATION 2,500-9,999

ITEM	STATESBORO						ST. MARY'S						
	Number			Rate or Ratio *			Number			Rate or Ratio *			
	Total	White	Non-White	Total	White	Non-White	Total	White	Non-White	Total	White	Non-White	
1 Estimated population as of July 1	9,300	6,300	3,000				3,800	3,000	800				1
<b>LIVE BIRTHS</b>													
2 Total	157	81	76	16.9	12.9	25.3	66	44	22	17.4	14.7	27.5	2
3 Delivered in hospital	154	81	73	98.1%	100.0%	96.1%	65	44	21	98.5%	100.0%	95.5%	3
4 Delivered in home by physician				0%	0%	0%				0%	0%	0%	4
5 Delivered in home by midwife	3		3	1.9%	0%	3.9%	1		1	1.5%	0%	4.5%	5
6 Other deliveries				0%	0%	0%				0%	0%	0%	6
7 Immature births	12	4	8	76.4	49.4	105.3	2		2	30.3	0	90.9	7
8 Live births to unwed mothers	29	2	27	184.7	24.7	355.3	8	2	6	121.2	45.5	272.7	8
<b>FETAL DEATHS</b>													
9 Total	9	4	5	57.3	49.4	65.8				0	0	0	9
10 Under 20 weeks gestation	1	1		6.4	12.3	0				0	0	0	10
11 20-27 weeks gestation	4	2	2	25.5	24.7	26.3				0	0	0	11
12 28 weeks and more	4	1	3	25.5	12.3	39.5				0	0	0	12
13 Unknown length of gestation				0	0	0				0	0	0	13
<b>DEATHS</b>													
14 Total, all ages	91	56	35	978.5	888.9	1166.7	24	15	9	631.6	500.0	1125.0	14
15 Under 1 year	9	6	3	57.3	74.1	39.5	1	1		15.2	22.7	0	15
16 Under 28 days	7	6	1	44.6	74.1	13.2				0	0	0	16
17 Deaths from immaturity	1	1		6.4	12.3	0				0	0	0	17
18 1-4 years **	1		1										18
19 Maternal deaths				0	0	0				0	0	0	19
<b>CAUSE OF DEATH</b>													
20 Tuberculosis, all forms (001-019)				0	0	0				0	0	0	20
21 Syphilis and its sequelae (020-029)				0	0	0				0	0	0	21
22 Typhoid fever (040)				0	0	0				0	0	0	22
23 Dysentery, all forms (045-048)				0	0	0				0	0	0	23
24 Scarlet fever (050)				0	0	0				0	0	0	24
25 Streptococcal sore throat (051)				0	0	0				0	0	0	25
26 Diphtheria (055)				0	0	0				0	0	0	26
27 Whooping cough (056)				0	0	0				0	0	0	27
28 Meningococcal infections (057)				0	0	0				0	0	0	28
29 Acute poliomyelitis (080)				0	0	0				0	0	0	29
30 Acute infectious encephalitis (082)				0	0	0				0	0	0	30
31 Smallpox (084)				0	0	0				0	0	0	31
32 Measles (085)				0	0	0				0	0	0	32
33 Typhus and other rickettsial diseases (100-103, 105-108)				0	0	0				0	0	0	33
34 Rocky Mountain spotted fever (104)				0	0	0				0	0	0	34
35 Malaria (110-117)				0	0	0				0	0	0	35
36 All other diseases classified as infective and parasitic (030-039, 041-044, 049, 052-054, 059-074, 081, 083, 086-096, 120-138)	1	1		10.8	15.9	0				0	0	0	36
37 Malignant neoplasms, including neoplasms of lymphatic and haematopoietic tissues (140-205)	13	9	4	139.8	142.9	133.3	4	3	1	105.3	100.0	125.0	37
38 Benign and unspecified neoplasms (210-239)	1	1		10.8	15.9	0				0	0	0	38
39 Diabetes mellitus (240)	1	1	1	21.5	15.9	33.3	2	1	1	52.6	33.3	125.0	39
40 Pellagra (281)				0	0	0				0	0	0	40
41 Anemias (290-293)	1		1	10.8	0	33.3				0	0	0	41
42 Vascular lesions affecting central nervous system (330-334)	19	10	9	204.3	158.7	300.0	7	5	2	184.2	166.7	250.0	42
43 Nonmeningococcal meningitis (340)				0	0	0				0	0	0	43
44 Rheumatic fever (400-402)				0	0	0				0	0	0	44
45 Heart diseases (410-443)	21	15	6	225.8	238.1	200.0	5	3	2	131.6	100.0	250.0	45
46 Hypertension without mention of heart (444-447)	1	1		10.8	15.9	0				0	0	0	46
47 Influenza and pneumonia (480-483, 490-493)	3	1	2	32.3	15.9	66.7	1	1		26.3	33.3	0	47
48 Bronchitis (500-502)				0	0	0				0	0	0	48
49 Ulcer of stomach and duodenum (540, 541)	1	1		10.8	15.9	0				0	0	0	49
50 Appendicitis (550-553)				0	0	0				0	0	0	50
51 Intestinal obstruction and hernia (560, 561, 570)	1	1		10.8	15.9	0				0	0	0	51
52 Gastritis, duodenitis, enteritis and colitis (except diarrhea of the newborn) (543, 571, 572)				0	0	0				0	0	0	52
53 Cirrhosis of liver (581)	1	1		10.8	15.9	0				0	0	0	53
54 Nephritis and nephrosis (590-594)	1		1	10.8	0	33.3	1		1	26.3	0	125.0	54
55 Hyperplasia of prostate (610)				0	0	33.3				0	0	0	55
56 Complications of pregnancy, childbirth and the puerperium (640-652, 670-689)				0	0	0				0	0	0	56
57 Congenital malformations (750-759)				0	0	0				0	0	0	57
58 Birth injuries, postnatal asphyxia and atelectasis (760-762)	2	2		21.5	31.7	0				0	0	0	58
59 Infection of the newborn (763-768)	1	1		10.8	15.9	0				0	0	0	59
60 Other diseases peculiar to early infancy, and immaturity unqualified (769-776)	3	2	1	32.3	31.7	33.3				0	0	0	60
61 Senility, without mention of psychosis (794)				0	0	0				0	0	0	61
62 Ill-defined and unknown causes (780-793, 795)	8	3	5	86.0	47.6	166.7				0	0	0	62
63 Motor vehicle accidents (E810-E835)	2		1	10.8	0	33.3	1	1		26.3	33.3	0	63
64 All other accidents (E800-E802, E840-E962)	1	1	1	21.5	15.9	33.3	1		1	26.3	0	125.0	64
65 Suicide (E963, E970-E979)	1	1		10.8	15.9	0				0	0	0	65
66 Homicide (E964, E980-E985)	2	1	1	21.5	15.9	33.3	2	1	1	52.6	33.3	125.0	66
67 All other diseases (residual)	4	3	1	43.0	47.6	33.3				0	0	0	67



TABLE XIV-C VITAL STATISTICS, BY CITY, BY RACE, GEORGIA, 1967  
POPULATION 2,500-9,999

ITEM	SUMMERVILLE						SWAINSBORO						
	Number			Rate or Ratio *			Number			Rate or Ratio *			
	Total	White	Non-White	Total	White	Non-White	Total	White	Non-White	Total	White	Non-White	
1 Estimated population as of July 1	5,100	4,200	900				6,800	4,200	2,600				1
<b>LIVE BIRTHS</b>													
2 Total	101	77	24	19.8	18.3	26.7	164	84	80	24.1	20.0	30.8	2
3 Delivered in hospital	101	77	24	100.0%	100.0%	100.0%	144	83	61	87.8%	98.8%	76.3%	3
4 Delivered in home by physician				0%	0%	0%				0%	0%	0%	4
5 Delivered in home by midwife				0%	0%	0%	20	1	19	12.2%	1.2%	23.8%	5
6 Other deliveries				0%	0%	0%				0%	0%	0%	6
7 Immature births	6	4	2	59.4	51.9	83.3	21	9	12	128.0	107.1	150.0	7
8 Live births to unwed mothers	12	3	9	118.8	39.0	375.0	21	2	19	128.0	23.8	237.5	8
<b>FETAL DEATHS</b>													
9 Total	2	2		19.8	26.0	0	8	5	3	48.8	59.5	37.5	9
10 Under 20 weeks gestation	1	1		9.9	13.0	0	3	2	1	18.3	23.8	12.5	10
11 20-27 weeks gestation	1	1		9.9	13.0	0	1		1	6.1	0	12.5	11
12 28 weeks and more				0	0	0	4	3	1	24.4	35.7	12.5	12
13 Unknown length of gestation				0	0	0				0	0	0	13
<b>DEATHS</b>													
14 Total, all ages	65	58	7	1274.5	1381.0	777.8	80	50	30	1176.5	1190.5	1153.8	14
15 Under 1 year	4	2	2	39.6	26.0	83.3	6	5	1	36.6	59.5	12.5	15
16 Under 28 days	2	1	1	19.8	13.0	41.7	4	4		24.4	47.6	0	16
17 Deaths from immaturity				0	0	0				0	0	0	17
18 1-4 years **				0	0	0	1	1		0	0	0	18
19 Maternal deaths				0	0	0				0	0	0	19
<b>CAUSE OF DEATH</b>													
20 Tuberculosis, all forms (001-019)				0	0	0				0	0	0	20
21 Syphilis and its sequelae (020-029)				0	0	0	1		1	14.7	0	38.5	21
22 Typhoid fever (040)				0	0	0				0	0	0	22
23 Dysentery, all forms (045-048)				0	0	0				0	0	0	23
24 Scarlet fever (050)				0	0	0				0	0	0	24
25 Streptococcal sore throat (051)				0	0	0				0	0	0	25
26 Diphtheria (055)				0	0	0				0	0	0	26
27 Whooping cough (056)				0	0	0				0	0	0	27
28 Meningococcal infections (057)				0	0	0				0	0	0	28
29 Acute poliomyelitis (080)				0	0	0				0	0	0	29
30 Acute infectious encephalitis (082)				0	0	0				0	0	0	30
31 Smallpox (084)				0	0	0				0	0	0	31
32 Measles (085)				0	0	0				0	0	0	32
33 Typhus and other rickettsial diseases (100-103, 105-108)				0	0	0				0	0	0	33
34 Rocky Mountain spotted fever (104)				0	0	0				0	0	0	34
35 Malaria (110-117)				0	0	0				0	0	0	35
36 All other diseases classified as infective and parasitic (030-039, 041-044, 049, 052-054, 059-074, 081, 083, 086-096, 120-138)				0	0	0				0	0	0	36
37 Malignant neoplasms, including neoplasms of lymphatic and haematopoietic tissues (140-205)	8	8		156.9	190.5	0	8	5	3	117.6	119.0	115.4	37
38 Benign and unspecified neoplasms (210-239)				0	0	0				0	0	0	38
39 Diabetes mellitus (260)	1	1		19.6	23.8	0				0	0	0	39
40 Pellagra (281)				0	0	0				0	0	0	40
41 Anemias (290-293)				0	0	0				0	0	0	41
42 Vascular lesions affecting central nervous system (330-334)	14	13	1	274.5	309.5	111.1	19	7	12	279.4	166.7	461.5	42
43 Nonmeningococcal meningitis (340)				0	0	0	1	1		14.7	23.8	0	43
44 Rheumatic fever (400-402)				0	0	0				0	0	0	44
45 Heart diseases (410-443)	21	18	3	411.8	428.6	333.3	18	16	2	264.7	381.0	76.9	45
46 Hypertension without mention of heart (444-447)	1	1		19.6	23.8	0	2	1	1	29.4	23.8	38.5	46
47 Influenza and pneumonia (480-483, 490-493)	4	4		78.4	95.2	0	5	3	2	73.5	71.4	76.9	47
48 Bronchitis (500-502)	1	1		19.6	23.8	0				0	0	0	48
49 Ulcer of stomach and duodenum (540, 541)				0	0	0	1	1		14.7	23.8	0	49
50 Appendicitis (550-553)				0	0	0				0	0	0	50
51 Intestinal obstruction and hernia (560, 561, 570)				0	0	0				0	0	0	51
52 Gastritis, duodenitis, enteritis and colitis (except diarrhea of the newborn) (543, 571, 572)	1	1		19.6	23.8	0				0	0	0	52
53 Cirrhosis of liver (581)				0	0	0				0	0	0	53
54 Nephritis and nephrosis (590-594)				0	0	0				0	0	0	54
55 Hyperplasia of prostate (610)				0	0	0				0	0	0	55
56 Complications of pregnancy, childbirth and the puerperium (640-652, 670-689)				0	0	0				0	0	0	56
57 Congenital malformations (750-759)	2	1	1	39.2	23.8	111.1	1	1		14.7	23.8	0	57
58 Birth injuries, postnatal asphyxia and atelectasis (760-762)				0	0	0	1	1		14.7	23.8	0	58
59 Infection of the newborn (763-768)				0	0	0				0	0	0	59
60 Other diseases peculiar to early infancy, and immaturity unqualified (769-776)	1		1	19.6	0	111.1	3	2	1	44.1	47.6	38.5	60
61 Senility, without mention of psychosis (794)				0	0	0				0	0	0	61
62 Ill-defined and unknown causes (780-793, 795)				0	0	0				0	0	0	62
63 Motor vehicle accidents (E810-E835)	4	3	1	78.4	71.4	111.1	1	1		14.7	23.8	0	63
64 All other accidents (E800-E802, E840-E962)				0	0	0	6	4	2	88.2	95.2	76.9	64
65 Suicide (E963, E970-E979)	1	1		19.6	23.8	0				0	0	0	65
66 Homicide (E964, E980-E985)	2	2		39.2	47.6	0	3	1	2	44.1	23.8	76.9	66
67 All other diseases (residual)	4	4		78.4	95.2	0	10	6	4	147.1	142.9	153.8	67

148 TABLE XIV-C VITAL STATISTICS, BY CITY, BY RACE, GEORGIA, 1967  
POPULATION 2,500-9,999

ITEM	SYLVANIA						SYLVESTER						
	Number			Rate or Ratio *			Number			Rate or Ratio *			
	Total	White	Non-White	Total	White	Non-White	Total	White	Non-White	Total	White	Non-White	
1 Estimated population as of July 1	3,700	2,000	1,700				4,100	2,200	1,900				1
<b>LIVE BIRTHS</b>													
2 Total	69	29	40	18.6	14.5	23.5	107	35	72	26.1	15.9	37.9	2
3 Delivered in hospital	66	29	37	95.7%	100.0%	92.5%	84	35	49	78.5%	100.0%	68.1%	3
4 Delivered in home by physician				0%	0%	0%	2		2	1.9%	0%	2.8%	4
5 Delivered in home by midwife	3		3	4.3%	0%	7.5%	21		21	19.6%	0%	29.2%	5
6 Other deliveries				0%	0%	0%				0%	0%	0%	6
7 Immature births	7	3	4	101.4	103.4	100.0	11	3	8	102.8	85.7	111.1	7
8 Live births to unwed mothers	14	1	13	202.9	34.5	325.0	32	3	29	299.1	85.7	402.8	8
<b>FETAL DEATHS</b>													
9 Total				0	0	0	4	1	3	37.4	28.6	41.7	9
10 Under 20 weeks gestation				0	0	0				0	0	0	10
11 20-27 weeks gestation				0	0	0	2		2	18.7	0	27.8	11
12 28 weeks and more				0	0	0				0	0	0	12
13 Unknown length of gestation				0	0	0	2	1	1	18.7	28.6	13.9	13
<b>DEATHS</b>													
14 Total, all ages	36	21	15	973.0	1050.0	882.4	52	28	24	268.3	272.7	263.2	14
15 Under 1 year	2	1	1	29.0	34.5	25.0	3		3	28.0	0	41.7	15
16 Under 28 days	1		1	14.5	0	25.0	2		2	18.7	0	27.8	16
17 Deaths from immaturity				0	0	0				0	0	0	17
18 1-4 years **				0	0	0				0	0	0	18
19 Maternal deaths				0	0	0				0	0	0	19
<b>CAUSE OF DEATH</b>													
20 Tuberculosis, all forms (001-019)				0	0	0				0	0	0	20
21 Syphilis and its sequelae (020-029)				0	0	0				0	0	0	21
22 Typhoid fever (040)				0	0	0				0	0	0	22
23 Dysentery, all forms (045-048)				0	0	0				0	0	0	23
24 Scarlet fever (050)				0	0	0				0	0	0	24
25 Streptococcal sore throat (051)				0	0	0				0	0	0	25
26 Diphtheria (055)				0	0	0				0	0	0	26
27 Whooping cough (056)				0	0	0				0	0	0	27
28 Meningococcal infections (057)				0	0	0				0	0	0	28
29 Acute poliomyelitis (080)				0	0	0				0	0	0	29
30 Acute infectious encephalitis (082)				0	0	0				0	0	0	30
31 Smallpox (084)				0	0	0				0	0	0	31
32 Measles (085)				0	0	0				0	0	0	32
33 Typhus and other rickettsial diseases (100-103, 105-108)				0	0	0				0	0	0	33
34 Rocky Mountain spotted fever (104)				0	0	0				0	0	0	34
35 Malaria (110-117)				0	0	0				0	0	0	35
36 All other diseases classified as infective and parasitic (030-039, 041-044, 049, 052-054, 059-074, 081, 083, 086-096, 120-138)				0	0	0				0	0	0	36
37 Malignant neoplasms, including neoplasms of lymphatic and haematopoietic tissues (140-205)	8	5	3	216.2	250.0	176.5	9	4	5	219.5	181.8	263.2	37
38 Benign and unspecified neoplasms (210-239)				0	0	0				0	0	0	38
39 Diabetes mellitus (260)	1		1	27.0	0	58.8				0	0	0	39
40 Pellagra (281)				0	0	0				0	0	0	40
41 Anemias (290-293)				0	0	0				0	0	0	41
42 Vascular lesions affecting central nervous system (330-334)	4	2	2	108.1	100.0	117.6	10	3	7	243.9	136.4	368.4	42
43 Nonmeningococcal meningitis (340)				0	0	0				0	0	0	43
44 Rheumatic fever (400-402)				0	0	0				0	0	0	44
45 Heart diseases (410-443)	16	11	5	432.4	550.0	294.1	20	14	6	487.8	636.4	315.8	45
46 Hypertension without mention of heart (444-447)				0	0	0	2	1	1	48.8	45.5	52.6	46
47 Influenza and pneumonia (480-483, 490-493)	1	1		27.0	50.0	0	3	1	2	73.2	45.5	105.3	47
48 Bronchitis (500-502)				0	0	0				0	0	0	48
49 Ulcer of stomach and duodenum (540, 541)				0	0	0				0	0	0	49
50 Appendicitis (550-553)				0	0	0				0	0	0	50
51 Intestinal obstruction and hernia (560, 561, 570)				0	0	0				0	0	0	51
52 Gastritis, duodenitis, enteritis and colitis (except diarrhea of the newborn) (543, 571, 572)				0	0	0				0	0	0	52
53 Cirrhosis of liver (581)				0	0	0	1	1		24.4	45.5	0	53
54 Nephritis and nephrosis (590-594)	1		1	27.0	0	58.8	1	1		24.4	45.5	0	54
55 Hyperplasia of prostate (610)				0	0	0				0	0	0	55
56 Complications of pregnancy, childbirth and the puerperium (640-652, 670-689)				0	0	0				0	0	0	56
57 Congenital malformations (750-759)	1	1		27.0	50.0	0				0	0	0	57
58 Birth injuries, postnatal asphyxia and atelectasis (760-762)				0	0	0	1	1		24.4	0	52.6	58
59 Infection of the newborn (763-768)				0	0	0				0	0	0	59
60 Other diseases peculiar to early infancy, and immaturity unqualified (769-776)				0	0	0	1		1	24.4	0	52.6	60
61 Senility, without mention of psychosis (794)				0	0	0				0	0	0	61
62 Ill-defined and unknown causes (780-793, 795)	1		1	27.0	0	58.8				0	0	0	62
63 Motor vehicle accidents (E810-E835)				0	0	0	3	2	1	73.2	90.9	52.6	63
64 All other accidents (E800-E802, E840-E962)	1		1	27.0	0	58.8				0	0	0	64
65 Suicide (E963, E970-E979)				0	0	0				0	0	0	65
66 Homicide (E964, E980-E985)				0	0	0				0	0	0	66
67 All other diseases (residual)	2	1	1	54.1	50.0	58.8	1	1		24.4	45.5	0	67

TABLE XIV-C VITAL STATISTICS, BY CITY, BY RACE, GEORGIA, 1967  
POPULATION 2,500-9,999

ITEM	TALLAPOOSA						THOMSON						
	Number			Rate or Ratio *			Number			Rate or Ratio *			
	Total	White	Non-White	Total	White	Non-White	Total	White	Non-White	Total	White	Non-White	
1 Estimated population as of July 1	3,000	2,700	300				5,100	3,300	1,800				1
<b>LIVE BIRTHS</b>													
2 Total	51	44	7	17.0	16.3	23.3	117	50	67	22.9	15.2	37.2	2
3 Delivered in hospital	49	44	5	96.1%	100.0%	71.4%	115	50	65	98.3%	100.0%	97.0%	3
4 Delivered in home by physician				0%	0%	0%	1		1	0.9%	0%	1.5%	4
5 Delivered in home by midwife	2		2	3.9%	0%	28.6%	1		1	0.9%	0%	1.5%	5
6 Other deliveries				0%	0%	0%				0%	0%	0%	6
7 Immature births	6	6		117.6	136.4	0	16	5	11	136.8	100.0	164.2	7
8 Live births to unwed mothers	2		2	39.2	0	285.7	28	3	25	239.3	60.0	373.1	8
<b>FETAL DEATHS</b>													
9 Total	4	4		78.4	90.9	0	6	1	5	51.3	20.0	74.6	9
10 Under 20 weeks gestation	2	2		39.2	45.5	0	2		2	17.1	0	29.9	10
11 20-27 weeks gestation	2	2		39.2	45.5	0				0	0	0	11
12 28 weeks and more				0	0	0	2	1	1	17.1	20.0	14.9	12
13 Unknown length of gestation				0	0	0	2		2	17.1	0	29.9	13
<b>DEATHS</b>													
14 Total, all ages	44	40	4	1466.7	1481.5	1333.3	59	29	30	156.9	878.8	1666.7	14
15 Under 1 year				0	0	0	7		7	59.8	0	104.5	15
16 Under 28 days				0	0	0	5		5	42.7	0	74.6	16
17 Deaths from immaturity				0	0	0	2		2	17.1	0	29.9	17
18 1-4 years * *													18
19 Maternal deaths				0	0	0				0	0	0	19
<b>CAUSE OF DEATH</b>													
20 Tuberculosis, all forms (001-019)				0	0	0				0	0	0	20
21 Syphilis and its sequelae (020-029)				0	0	0				0	0	0	21
22 Typhoid fever (040)				0	0	0				0	0	0	22
23 Dysentery, all forms (045-048)				0	0	0				0	0	0	23
24 Scarlet fever (050)				0	0	0				0	0	0	24
25 Streptococcal sore throat (051)				0	0	0	1		1	19.6	0	55.6	25
26 Diphtheria (055)				0	0	0				0	0	0	26
27 Whooping cough (056)				0	0	0				0	0	0	27
28 Meningococcal infections (057)				0	0	0				0	0	0	28
29 Acute poliomyelitis (080)				0	0	0				0	0	0	29
30 Acute infectious encephalitis (082)				0	0	0				0	0	0	30
31 Smallpox (084)				0	0	0				0	0	0	31
32 Measles (085)				0	0	0				0	0	0	32
33 Typhus and other rickettsial diseases (100-103, 105-108)				0	0	0				0	0	0	33
34 Rocky Mountain spotted fever (104)				0	0	0				0	0	0	34
35 Malaria (110-117)				0	0	0				0	0	0	35
36 All other diseases classified as infective and parasitic (030-039, 041-044, 049, 052-054, 059-074, 081, 083, 086-096, 120-138)				0	0	0				0	0	0	36
37 Malignant neoplasms, including neoplasms of lymphatic and haematopoietic tissues (140-205)	5	4	1	166.7	148.1	333.3	6	4	2	117.6	121.2	111.1	37
38 Benign and unspecified neoplasms (210-239)				0	0	0				0	0	0	38
39 Diabetes mellitus (260)				0	0	0				0	0	0	39
40 Pellagra (281)				0	0	0				0	0	0	40
41 Anemias (290-293)				0	0	0				0	0	0	41
42 Vascular lesions affecting central nervous system (330-334)	11	11		366.7	407.4	0	11	7	4	215.7	212.1	222.2	42
43 Nonmeningococcal meningitis (340)				0	0	0				0	0	0	43
44 Rheumatic fever (400-402)				0	0	0				0	0	0	44
45 Heart diseases (410-443)	19	17	2	633.3	629.6	666.7	16	8	8	313.7	242.4	444.4	45
46 Hypertension without mention of heart (444-447)				0	0	0				0	0	0	46
47 Influenza and pneumonia (480-483, 490-493)	1	1		33.3	37.0	0	4	2	2	78.4	60.6	111.1	47
48 Bronchitis (500-502)				0	0	0	1	1		19.6	30.3	0	48
49 Ulcer of stomach and duodenum (540, 541)				0	0	0				0	0	0	49
50 Appendicitis (550-553)				0	0	0				0	0	0	50
51 Intestinal obstruction and hernia (560, 561, 570)				0	0	0				0	0	0	51
52 Gastritis, duodenitis, enteritis and colitis (except diarrhea of the newborn) (543, 571, 572)				0	0	0	1	1		19.6	30.3	0	52
53 Cirrhosis of liver (581)				0	0	0				0	0	0	53
54 Nephritis and nephrosis (590-594)				0	0	0				0	0	0	54
55 Hyperplasia of prostate (610)				0	0	0				0	0	0	55
56 Complications of pregnancy, childbirth and the puerperium (640-652, 670-689)				0	0	0				0	0	0	56
57 Congenital malformations (750-759)				0	0	0				0	0	0	57
58 Birth injuries, postnatal asphyxia and atelectasis (760-762)				0	0	0				0	0	0	58
59 Infection of the newborn (763-768)				0	0	0	1		1	19.6	0	55.6	59
60 Other diseases peculiar to early infancy, and immaturity unqualified (769-776)				0	0	0	4		4	78.4	0	222.2	60
61 Senility, without mention of psychosis (794)				0	0	0				0	0	0	61
62 Ill-defined and unknown causes (780-793, 795)	4	3	1	133.3	111.1	333.3	3	1	2	58.8	30.3	111.1	62
63 Motor vehicle accidents (E810-E835)				0	0	0	2	1	1	39.2	30.3	55.6	63
64 All other accidents (E800-E802, E840-E962)				0	0	0	2	1	1	39.2	30.3	55.6	64
65 Suicide (E963, E970-E979)				0	0	0				0	0	0	65
66 Homicide (E964, E980-E985)	1	1		33.3	37.0	0	1		1	19.6	0	55.6	66
67 All other diseases (residual)	3	3		100.0	111.1	0	6	3	3	117.6	90.9	166.7	67

150 TABLE XIV-C VITAL STATISTICS, BY CITY, BY RACE, GEORGIA, 1967  
POPULATION 2,500-9,999

ITEM	TOCCOA						VIDALIA						
	Number			Rate or Ratio *			Number			Rate or Ratio *			
	Total	White	Non-White	Total	White	Non-White	Total	White	Non-White	Total	White	Non-White	
1 Estimated population as of July 1	8,100	6,200	1,900				8,400	5,400	3,000				1
<b>LIVE BIRTHS</b>													
2 Total	136	102	34	16.8	16.5	17.9	200	111	89	23.8	20.6	29.7	2
3 Delivered in hospital	136	102	34	100.0%	100.0%	100.0%	134	109	25	67.0%	98.2%	28.1%	3
4 Delivered in home by physician	-	-	-	0%	0%	0%	1	1	-	0.5%	0.9%	0%	4
5 Delivered in home by midwife	-	-	-	0%	0%	0%	64	1	63	32.0%	0.9%	70.8%	5
6 Other deliveries	-	-	-	0%	0%	0%	1	-	1	0.5%	0%	1.1%	6
7 Immature births	14	10	4	102.9	98.0	117.6	14	1	13	70.0	9.0	146.1	7
8 Live births to unwed mothers	10	2	8	73.5	19.6	235.3	25	3	22	125.0	27.0	247.2	8
<b>FETAL DEATHS</b>													
9 Total	3	3	-	22.1	29.4	0	3	2	1	15.0	18.0	11.2	9
10 Under 20 weeks gestation	2	2	-	14.7	19.6	0	1	-	1	5.0	0	11.2	10
11 20-27 weeks gestation	-	-	-	0	0	0	1	1	-	5.0	9.0	0	11
12 28 weeks and more	1	1	-	7.4	9.8	0	1	1	-	5.0	9.0	0	12
13 Unknown length of gestation	-	-	-	0	0	0	-	-	-	0	0	0	13
<b>DEATHS</b>													
14 Total, all ages	113	83	30	1395.1	1338.7	1578.9	76	53	23	904.8	981.5	766.7	14
15 Under 1 year	9	4	5	66.2	39.2	147.1	6	-	6	30.0	0	67.4	15
16 Under 28 days	5	3	2	36.8	29.4	58.8	5	-	5	25.0	0	56.2	16
17 Deaths from immaturity	-	-	-	0	0	0	1	-	1	5.0	0	11.2	17
18 1-4 years **	-	-	-	-	-	-	1	-	1	-	-	-	18
19 Maternal deaths	-	-	-	0	0	0	-	-	-	0	0	0	19
<b>CAUSE OF DEATH</b>													
20 Tuberculosis, all forms (001-019)	1	-	1	12.3	0	52.6	-	-	-	0	0	0	20
21 Syphilis and its sequelae (020-029)	-	-	-	0	0	0	-	-	-	0	0	0	21
22 Typhoid fever (040)	-	-	-	0	0	0	-	-	-	0	0	0	22
23 Dysentery, all forms (045-048)	-	-	-	0	0	0	-	-	-	0	0	0	23
24 Scarlet fever (050)	-	-	-	0	0	0	-	-	-	0	0	0	24
25 Streptococcal sore throat (051)	-	-	-	0	0	0	-	-	-	0	0	0	25
26 Diphtheria (055)	-	-	-	0	0	0	-	-	-	0	0	0	26
27 Whooping cough (056)	-	-	-	0	0	0	-	-	-	0	0	0	27
28 Meningococcal infections (057)	-	-	-	0	0	0	-	-	-	0	0	0	28
29 Acute poliomyelitis (080)	-	-	-	0	0	0	-	-	-	0	0	0	29
30 Acute infectious encephalitis (082)	-	-	-	0	0	0	-	-	-	0	0	0	30
31 Smallpox (084)	-	-	-	0	0	0	-	-	-	0	0	0	31
32 Measles (085)	-	-	-	0	0	0	-	-	-	0	0	0	32
33 Typhus and other rickettsial diseases (100-103, 105-108)	-	-	-	0	0	0	-	-	-	0	0	0	33
34 Rocky Mountain spotted fever (104)	-	-	-	0	0	0	-	-	-	0	0	0	34
35 Malaria (110-117)	-	-	-	0	0	0	-	-	-	0	0	0	35
36 All other diseases classified as infective and parasitic (030-039, 041-044, 049, 052-054, 059-074, 081, 083, 086-096, 120-138)	1	-	1	12.3	0	52.6	-	-	-	0	0	0	36
37 Malignant neoplasms, including neoplasms of lymphatic and hematopoietic tissues (140-205)	16	13	3	197.5	209.7	157.9	8	6	2	95.2	111.1	66.7	37
38 Benign and unspecified neoplasms (210-239)	-	-	-	0	0	0	-	-	-	0	0	0	38
39 Diabetes mellitus (260)	3	1	2	37.0	16.1	105.3	2	2	-	23.8	37.0	0	39
40 Pellagra (281)	-	-	-	0	0	0	-	-	-	0	0	0	40
41 Anemias (290-293)	1	1	-	12.3	16.1	0	1	-	1	11.9	0	33.3	41
42 Vascular lesions affecting central nervous system (330-334)	17	14	3	209.9	225.8	157.9	13	9	4	154.8	166.7	133.3	42
43 Nonmeningococcal meningitis (340)	-	-	-	0	0	0	-	-	-	0	0	0	43
44 Rheumatic fever (400-402)	-	-	-	0	0	0	-	-	-	0	0	0	44
45 Heart diseases (410-443)	41	31	10	506.2	500.0	526.3	18	13	5	214.3	240.7	166.7	45
46 Hypertension without mention of heart (444-447)	-	-	-	0	0	0	2	2	-	23.8	37.0	0	46
47 Influenza and pneumonia (480-483, 490-493)	7	6	1	86.4	96.8	52.6	4	3	1	47.6	55.6	33.3	47
48 Bronchitis (500-502)	-	-	-	0	0	0	-	-	-	0	0	0	48
49 Ulcer of stomach and duodenum (540, 541)	-	-	-	0	0	0	-	-	-	0	0	0	49
50 Appendicitis (550-553)	-	-	-	0	0	0	-	-	-	0	0	0	50
51 Intestinal obstruction and hernia (560, 561, 570)	-	-	-	0	0	0	-	-	-	0	0	0	51
52 Gastritis, duodenitis, enteritis and colitis (except diarrhea of the newborn) (543, 571, 572)	1	-	1	12.3	0	52.6	-	-	-	0	0	0	52
53 Cirrhosis of liver (581)	2	1	1	24.7	16.1	52.6	2	2	-	23.8	37.0	0	53
54 Nephritis and nephrosis (590-594)	1	1	-	12.3	16.1	0	1	-	1	11.9	0	33.3	54
55 Hyperplasia of prostate (610)	-	-	-	0	0	0	-	-	-	0	0	0	55
56 Complications of pregnancy, childbirth and the puerperium (640-652, 670-689)	-	-	-	0	0	0	-	-	-	0	0	0	56
57 Congenital malformations (750-759)	1	1	-	12.3	16.1	0	-	-	-	0	0	0	57
58 Birth injuries, postnatal asphyxia and oletectosis (760-762)	1	1	-	12.3	16.1	0	1	-	1	11.9	0	33.3	58
59 Infection of the newborn (763-768)	2	-	2	24.7	0	105.3	-	-	-	0	0	0	59
60 Other diseases peculiar to early infancy, and immaturity unqualified (769-776)	3	2	1	37.0	32.3	52.6	5	-	5	59.5	0	166.7	60
61 Senility, without mention of psychosis (794)	-	-	-	0	0	0	-	-	-	0	0	0	61
62 Ill-defined and unknown causes (780-793, 795)	-	-	-	0	0	0	-	-	-	0	0	0	62
63 Motor vehicle accidents (E810-E835)	1	1	-	12.3	16.1	0	7	6	1	83.3	111.1	33.3	63
64 All other accidents (E800-E802, E840-E962)	4	2	2	49.4	32.3	105.3	1	1	-	11.9	18.5	0	64
65 Suicide (E963, E970-E979)	-	-	-	0	0	0	-	-	-	0	0	0	65
66 Homicide (E964, E980-E985)	1	-	1	12.3	0	52.6	3	2	1	35.7	37.0	33.3	66
67 All other diseases (residual)	9	8	1	111.1	129.0	52.6	8	7	1	95.2	129.6	33.3	67

TABLE XIV-C VITAL STATISTICS, BY CITY, BY RACE, GEORGIA, 1967  
POPULATION 2,500-9,999

ITEM	VILLA RICA						WASHINGTON					
	Number			Rate or Ratio *			Number			Rate or Ratio *		
	Total	White	Non-White	Total	White	Non-White	Total	White	Non-White	Total	White	Non-White
1 Estimated population as of July 1	3,900	3,200	700				4,800	2,200	2,600			
<b>LIVE BIRTHS</b>												
2 Total	77	45	32	19.7	14.1	45.7	74	27	47	15.4	12.3	18.1
3 Delivered in hospital	74	45	29	96.1%	100.0%	90.6%	74	27	47	100.0%	100.0%	100.0%
4 Delivered in home by physician	3	-	3	3.9%	0%	9.4%	-	-	-	0%	0%	0%
5 Delivered in home by midwife	-	-	-	0%	0%	0%	-	-	-	0%	0%	0%
6 Other deliveries	-	-	-	0%	0%	0%	-	-	-	0%	0%	0%
7 Immature births	4	3	1	51.9	66.7	31.3	19	3	16	256.8	111.1	340.4
8 Live births to unwed mothers	4	1	3	51.9	22.2	93.8	14	-	14	189.2	0	297.9
<b>FETAL DEATHS</b>												
9 Total	-	-	-	0	0	0	2	1	1	27.0	37.0	21.3
10 Under 20 weeks gestation	-	-	-	0	0	0	-	-	-	0	0	0
11 20-27 weeks gestation	-	-	-	0	0	0	-	-	-	0	0	0
12 28 weeks and more	-	-	-	0	0	0	2	1	1	27.0	37.0	21.3
13 Unknown length of gestation	-	-	-	0	0	0	-	-	-	0	0	0
<b>DEATHS</b>												
14 Total, all ages	51	41	10	1307.7	1281.3	1428.6	67	37	30	1395.8	1681.8	153.8
15 Under 1 year	1	-	1	13.0	0	31.3	4	2	2	54.1	74.1	42.6
16 Under 28 days	-	-	-	0	0	0	2	2	-	27.0	74.1	0
17 Deaths from immaturity	-	-	-	0	0	0	-	-	-	0	0	0
18 1-4 years * *	-	-	-	0	0	0	-	-	-	0	0	0
19 Maternal deaths	-	-	-	0	0	0	-	-	-	0	0	0
<b>CAUSE OF DEATH</b>												
20 Tuberculosis, all forms (001-019)	-	-	-	0	0	0	-	-	-	0	0	0
21 Syphilis and its sequelae (020-029)	-	-	-	0	0	0	-	-	-	0	0	0
22 Typhoid fever (040)	-	-	-	0	0	0	-	-	-	0	0	0
23 Dysentery, all forms (045-048)	-	-	-	0	0	0	-	-	-	0	0	0
24 Scarlet fever (050)	-	-	-	0	0	0	-	-	-	0	0	0
25 Streptococcal sore throat (051)	-	-	-	0	0	0	-	-	-	0	0	0
26 Diphtheria (055)	-	-	-	0	0	0	-	-	-	0	0	0
27 Whooping cough (056)	-	-	-	0	0	0	-	-	-	0	0	0
28 Meningococcal infections (057)	-	-	-	0	0	0	-	-	-	0	0	0
29 Acute poliomyelitis (080)	-	-	-	0	0	0	-	-	-	0	0	0
30 Acute infectious encephalitis (082)	-	-	-	0	0	0	-	-	-	0	0	0
31 Smallpox (084)	-	-	-	0	0	0	-	-	-	0	0	0
32 Measles (085)	-	-	-	0	0	0	-	-	-	0	0	0
33 Typhus and other rickettsial diseases (100-103, 105-108)	-	-	-	0	0	0	-	-	-	0	0	0
34 Rocky Mountain spotted fever (104)	-	-	-	0	0	0	-	-	-	0	0	0
35 Malaria (110-117)	-	-	-	0	0	0	-	-	-	0	0	0
36 All other diseases classified as infective and parasitic (030-039, 041-044, 049, 052-054, 059-074, 081, 083, 086-096, 120-138)	-	-	-	0	0	0	-	-	-	0	0	0
37 Malignant neoplasms, including neoplasms of lymphatic and haematopoietic tissues (140-205)	12	10	2	307.7	312.5	285.7	6	5	1	125.0	227.3	38.5
38 Benign and unspecified neoplasms (210-239)	-	-	-	0	0	0	-	-	-	0	0	0
39 Diabetes mellitus (260)	-	-	-	0	0	0	-	-	-	0	0	0
40 Pellagra (281)	-	-	-	0	0	0	-	-	-	0	0	0
41 Anemias (290-293)	1	-	1	25.6	0	142.9	-	-	-	0	0	0
42 Vascular lesions affecting central nervous system (330-334)	6	4	2	153.8	125.0	285.7	18	10	8	375.0	454.5	307.7
43 Nonmeningococcal meningitis (340)	-	-	-	0	0	0	-	-	-	0	0	0
44 Rheumatic fever (400-402)	-	-	-	0	0	0	-	-	-	0	0	0
45 Heart diseases (410-443)	20	17	3	512.8	531.3	428.6	23	13	10	479.2	590.9	384.6
46 Hypertension without mention of heart (444-447)	-	-	-	0	0	0	2	1	1	41.7	45.5	38.5
47 Influenza and pneumonia (480-483, 490-493)	2	2	-	51.3	62.5	0	4	1	3	83.3	45.5	115.4
48 Bronchitis (500-502)	-	-	-	0	0	0	-	-	-	0	0	0
49 Ulcer of stomach and duodenum (540, 541)	-	-	-	0	0	0	-	-	-	0	0	0
50 Appendicitis (550-553)	-	-	-	0	0	0	-	-	-	0	0	0
51 Intestinal obstruction and hernia (560, 561, 570)	-	-	-	0	0	0	-	-	-	0	0	0
52 Gastritis, duodenitis, enteritis and colitis (except diarrhea of the newborn) (543, 571, 572)	-	-	-	0	0	0	-	-	-	0	0	0
53 Cirrhosis of liver (581)	-	-	-	0	0	0	1	-	1	20.8	0	38.5
54 Nephritis and nephrosis (590-594)	-	-	-	0	0	0	-	-	-	0	0	0
55 Hyperplasia of prostate (610)	1	-	1	25.6	0	142.9	1	1	-	20.8	45.5	0
56 Complications of pregnancy, childbirth and the puerperium (640-652, 670-689)	-	-	-	0	0	0	-	-	-	0	0	0
57 Congenital malformations (750-759)	-	-	-	0	0	0	-	-	-	0	0	0
58 Birth injuries, postnatal asphyxia and atelectasis (760-762)	-	-	-	0	0	0	-	-	-	0	0	0
59 Infection of the newborn (763-768)	-	-	-	0	0	0	-	-	-	0	0	0
60 Other diseases peculiar to early infancy, and immaturity unqualified (769-776)	-	-	-	0	0	0	2	2	-	41.7	90.9	0
61 Senility, without mention of psychosis (794)	-	-	-	0	0	0	-	-	-	0	0	0
62 Ill-defined and unknown causes (780-793, 795)	-	-	-	0	0	0	1	1	-	20.8	45.5	0
63 Motor vehicle accidents (E810-E835)	3	2	1	76.9	62.5	142.9	1	-	1	20.8	0	38.5
64 All other accidents (E800-E802, E840-E962)	-	-	-	0	0	0	2	1	1	41.7	45.5	38.5
65 Suicide (E963, E970-E979)	-	-	-	0	0	0	-	-	-	0	0	0
66 Homicide (E964, E980-E985)	2	2	-	51.3	62.5	0	1	-	1	20.8	0	38.5
67 All other diseases (residual)	4	4	-	102.6	125.0	0	5	2	3	104.2	90.9	115.4

152 TABLE XIV-C VITAL STATISTICS, BY CITY, BY RACE, GEORGIA, 1967  
POPULATION 2,500-9,999

ITEM	WAYNESBORO						WEST POINT					
	Number			Rate or Ratio *			Number			Rate or Ratio *		
	Total	White	Non-White	Total	White	Non-White	Total	White	Non-White	Total	White	Non-White
1 Estimated population as of July 1	5,800	2,700	3,100				4,600	2,100	2,500			
<b>LIVE BIRTHS</b>												
2 Total	148	49	99	25.5	18.1	31.9	90	28	62	19.6	13.3	24.8
3 Delivered in hospital	137	49	88	92.6%	100.0%	88.9%	71	27	44	78.9%	96.4%	71.0%
4 Delivered in home by physician	1	—	1	0.7%	0%	1.0%	5	1	4	5.6%	3.6%	6.5%
5 Delivered in home by midwife	10	—	10	6.8%	0%	10.1%	14	—	14	15.6%	0%	22.6%
6 Other deliveries	—	—	—	0%	0%	0%	—	—	—	0%	0%	0%
7 Immature births	20	4	16	135.1	81.6	161.6	11	1	10	122.2	35.7	161.3
8 Live births to unwed mothers	34	—	34	229.7	0	343.4	19	1	18	211.1	35.7	290.3
<b>FETAL DEATHS</b>												
9 Total	7	3	4	47.3	61.2	40.4	—	—	—	0	0	0
10 Under 20 weeks gestation	3	3	—	20.3	61.2	0	—	—	—	0	0	0
11 20-27 weeks gestation	2	—	2	13.5	0	20.2	—	—	—	0	0	0
12 28 weeks and more	2	—	2	13.5	0	20.2	—	—	—	0	0	0
13 Unknown length of gestation	—	—	—	0	0	0	—	—	—	0	0	0
<b>DEATHS</b>												
14 Total, all ages	89	43	46	1534.5	1592.6	1483.9	38	19	19	826.1	904.8	760.0
15 Under 1 year	8	3	5	54.1	61.2	50.5	4	1	3	44.4	35.7	48.4
16 Under 28 days	6	3	3	40.5	61.2	30.3	1	—	1	11.1	0	16.1
17 Deaths from immaturity	2	1	1	13.5	20.4	10.1	—	—	—	0	0	0
18 1-4 years * *	3	—	3	—	—	—	—	—	—	—	—	—
19 Maternal deaths	—	—	—	0	0	0	—	—	—	0	0	0
<b>CAUSE OF DEATH</b>												
20 Tuberculosis, all forms (001-019)	3	2	1	51.7	74.1	32.3	—	—	—	0	0	0
21 Syphilis and its sequelae (020-029)	—	—	—	0	0	0	—	—	—	0	0	0
22 Typhoid fever (040)	—	—	—	0	0	0	—	—	—	0	0	0
23 Dysentery, all forms (045-048)	—	—	—	0	0	0	—	—	—	0	0	0
24 Scarlet fever (050)	—	—	—	0	0	0	—	—	—	0	0	0
25 Streptococcal sore throat (051)	—	—	—	0	0	0	—	—	—	0	0	0
26 Diphtheria (055)	—	—	—	0	0	0	—	—	—	0	0	0
27 Whooping cough (056)	—	—	—	0	0	0	—	—	—	0	0	0
28 Meningococcal infections (057)	—	—	—	0	0	0	—	—	—	0	0	0
29 Acute poliomyelitis (080)	—	—	—	0	0	0	—	—	—	0	0	0
30 Acute infectious encephalitis (082)	—	—	—	0	0	0	—	—	—	0	0	0
31 Smallpox (084)	—	—	—	0	0	0	—	—	—	0	0	0
32 Measles (085)	—	—	—	0	0	0	—	—	—	0	0	0
33 Typhus and other rickettsial diseases (100-103, 105-108)	—	—	—	0	0	0	—	—	—	0	0	0
34 Rocky Mountain spotted fever (104)	—	—	—	0	0	0	—	—	—	0	0	0
35 Malaria (110-117)	—	—	—	0	0	0	—	—	—	0	0	0
36 All other diseases classified as infective and parasitic (030-039, 041-044, 049, 052-054, 059-074, 081, 083, 086-096, 120-138)	—	—	—	0	0	0	—	—	—	0	0	0
37 Malignant neoplasms, including neoplasms of lymphatic and haematopoietic tissues (140-205)	8	5	3	137.9	185.2	96.8	6	4	2	130.4	190.5	80.0
38 Benign and unspecified neoplasms (210-239)	—	—	—	0	0	0	—	—	—	0	0	0
39 Diabetes mellitus (260)	1	1	—	17.2	37.0	0	—	—	—	0	0	0
40 Pellagra (281)	—	—	—	0	0	0	—	—	—	0	0	0
41 Anemias (290-293)	—	—	—	0	0	0	—	—	—	0	0	0
42 Vascular lesions affecting central nervous system (330-334)	19	4	15	327.6	148.1	483.9	15	8	7	326.1	381.0	280.0
43 Nonmeningococcal meningitis (340)	—	—	—	0	0	0	—	—	—	0	0	0
44 Rheumatic fever (400-402)	—	—	—	0	0	0	—	—	—	0	0	0
45 Heart diseases (410-443)	26	14	12	448.3	518.5	387.1	8	3	5	173.9	142.9	200.0
46 Hypertension without mention of heart (444-447)	—	—	—	0	0	0	—	—	—	0	0	0
47 Influenza and pneumonia (480-483, 490-493)	3	2	1	51.7	74.1	32.3	1	—	1	21.7	0	40.0
48 Bronchitis (500-502)	—	—	—	0	0	0	—	—	—	0	0	0
49 Ulcer of stomach and duodenum (540, 541)	—	—	—	0	0	0	—	—	—	0	0	0
50 Appendicitis (550-553)	—	—	—	0	0	0	—	—	—	0	0	0
51 Intestinal obstruction and hernia (560, 561, 570)	1	1	—	17.2	37.0	0	1	1	—	21.7	47.6	0
52 Gastritis, duodenitis, enteritis and colitis (except diarrhea of the newborn) (543, 571, 572)	—	—	—	0	0	0	1	—	1	21.7	0	40.0
53 Cirrhosis of liver (581)	—	—	—	0	0	0	—	—	—	0	0	0
54 Nephritis and nephrosis (590-594)	1	1	—	17.2	37.0	0	—	—	—	0	0	0
55 Hyperplasia of prostate (610)	—	—	—	0	0	0	—	—	—	0	0	0
56 Complications of pregnancy, childbirth and the puerperium (640-652, 670-689)	—	—	—	0	0	0	—	—	—	0	0	0
57 Congenital malformations (750-759)	1	1	—	17.2	37.0	0	1	1	—	21.7	47.6	0
58 Birth injuries, postnatal asphyxia and atelectasis (760-762)	1	1	—	17.2	37.0	0	1	—	1	21.7	0	40.0
59 Infection of the newborn (763-768)	1	—	1	17.2	0	32.3	—	—	—	0	0	0
60 Other diseases peculiar to early infancy, and immaturity unqualified (769-776)	3	2	1	51.7	74.1	32.3	—	—	—	0	0	0
61 Senility, without mention of psychosis (794)	—	—	—	0	0	0	—	—	—	0	0	0
62 Ill-defined and unknown causes (780-793, 795)	2	—	2	34.5	0	64.5	—	—	—	0	0	0
63 Motor vehicle accidents (E810-E835)	7	3	4	120.7	111.1	129.0	1	—	1	21.7	0	40.0
64 All other accidents (E800-E802, E840-E962)	4	3	1	69.0	111.1	32.3	1	—	1	21.7	0	40.0
65 Suicide (E963, E970-E979)	—	—	—	0	0	0	—	—	—	0	0	0
66 Homicide (E964, E980-E985)	1	—	1	17.2	0	32.3	—	—	—	0	0	0
67 All other diseases (residual)	7	3	4	120.7	111.1	129.0	2	2	—	43.5	95.2	0

TABLE XIV-C VITAL STATISTICS, BY CITY, BY RACE, GEORGIA, 1967  
POPULATION 2,500-9,999

ITEM	WINDER											
	Number			Rate or Ratio *			Number			Rate or Ratio *		
	Total	White	Non-White	Total	White	Non-White	Total	White	Non-White	Total	White	Non-White
1 Estimated population as of July 1	6,200	5,000	1,200									
<b>LIVE BIRTHS</b>												
2 Total	119	92	27	19.2	18.4	22.5						
3 Delivered in hospital	118	91	27	99.2%	98.9%	100.0%						
4 Delivered in home by physician	1	1	-	0.8%	1.1%	0%						
5 Delivered in home by midwife	-	-	-	0%	0%	0%						
6 Other deliveries	-	-	-	0%	0%	0%						
7 Immature births	9	5	4	75.6	54.3	148.1						
8 Live births to unwed mothers	12	5	7	100.8	54.3	259.3						
<b>FETAL DEATHS</b>												
9 Total	1	1	-	8.4	10.9	0						
10 Under 20 weeks gestation	-	-	-	0	0	0						
11 20-27 weeks gestation	-	-	-	0	0	0						
12 28 weeks and more	-	-	-	0	0	0						
13 Unknown length of gestation	1	1	-	8.4	10.9	0						
<b>DEATHS</b>												
14 Total, all ages	64	56	8	1032.3	1120.0	666.7						
15 Under 1 year	3	2	1	25.2	21.7	37.0						
16 Under 28 days	2	1	1	16.8	10.9	37.0						
17 Deaths from immaturity	-	-	-	0	0	0						
18 1-4 years **	-	-	-	-	-	-						
19 Maternal deaths	-	-	-	0	0	0						
<b>CAUSE OF DEATH</b>												
20 Tuberculosis, all forms (001-019)	-	-	-	0	0	0						
21 Syphilis and its sequelae (020-029)	-	-	-	0	0	0						
22 Typhoid fever (040)	-	-	-	0	0	0						
23 Dysentery, all forms (045-048)	-	-	-	0	0	0						
24 Scarlet fever (050)	-	-	-	0	0	0						
25 Streptococcal sore throat (051)	-	-	-	0	0	0						
26 Diphtheria (055)	-	-	-	0	0	0						
27 Whooping cough (056)	-	-	-	0	0	0						
28 Meningococcal infections (057)	-	-	-	0	0	0						
29 Acute poliomyelitis (080)	-	-	-	0	0	0						
30 Acute infectious encephalitis (082)	-	-	-	0	0	0						
31 Smallpox (084)	-	-	-	0	0	0						
32 Measles (085)	-	-	-	0	0	0						
33 Typhus and other rickettsial diseases (100-103, 105-108)	-	-	-	0	0	0						
34 Rocky Mountain spotted fever (104)	-	-	-	0	0	0						
35 Malaria (110-117)	-	-	-	0	0	0						
36 All other diseases classified as infective and parasitic (030-039, 041-044, 049, 052-054, 059-074, 081, 083, 086-096, 120-138)	-	-	-	0	0	0						
37 Malignant neoplasms, including neoplasms of lymphatic and haematopoietic tissues (140-205)	6	6	-	96.8	120.0	0						
38 Benign and unspecified neoplasms (210-239)	-	-	-	0	0	0						
39 Diabetes mellitus (260)	1	1	-	16.1	20.0	0						
40 Pellagra (281)	-	-	-	0	0	0						
41 Anemias (290-293)	-	-	-	0	0	0						
42 Vascular lesions affecting central nervous system (330-334)	13	11	2	209.7	220.0	166.7						
43 Nonmeningococcal meningitis (340)	-	-	-	0	0	0						
44 Rheumatic fever (400-402)	-	-	-	0	0	0						
45 Heart diseases (410-443)	24	21	3	387.1	420.0	250.0						
46 Hypertension without mention of heart (444-447)	-	-	-	0	0	0						
47 Influenza and pneumonia (480-483, 490-493)	4	3	1	64.5	60.0	83.3						
48 Bronchitis (500-502)	-	-	-	0	0	0						
49 Ulcer of stomach and duodenum (540, 541)	1	1	-	16.1	20.0	0						
50 Appendicitis (550-553)	-	-	-	0	0	0						
51 Intestinal obstruction and hernia (560, 561, 570)	-	-	-	0	0	0						
52 Gastritis, duodenitis, enteritis and colitis (except diarrhea of the newborn) (543, 571, 572)	-	-	-	0	0	0						
53 Cirrhosis of liver (581)	-	-	-	0	0	0						
54 Nephritis and nephrosis (590-594)	1	1	-	16.1	20.0	0						
55 Hyperplasia of prostate (610)	-	-	-	0	0	0						
56 Complications of pregnancy, childbirth and the puerperium (640-652, 670-689)	-	-	-	0	0	0						
57 Congenital malformations (750-759)	1	-	1	16.1	0	83.3						
58 Birth injuries, postnatal asphyxia and atelectasis (760-762)	-	-	-	0	0	0						
59 Infection of the newborn (763-768)	-	-	-	0	0	0						
60 Other diseases peculiar to early infancy, and immaturity unqualified (769-776)	1	1	-	16.1	20.0	0						
61 Senility, without mention of psychosis (794)	-	-	-	0	0	0						
62 Ill-defined and unknown causes (780-793, 795)	-	-	-	0	0	0						
63 Motor vehicle accidents (E810-E835)	2	2	-	32.3	40.0	0						
64 All other accidents (E800-E802, E840-E962)	2	1	1	32.3	20.0	83.3						
65 Suicide (E963, E970-E979)	-	-	-	0	0	0						
66 Homicide (E964, E980-E985)	-	-	-	0	0	0						
67 All other diseases (residual)	8	8	-	129.0	160.0	0						

\* Rates and ratios: live birth rates are per 1,000 estimated population; deaths all ages and deaths by cause of death are per 100,000 estimated population; maternal death ratios are per 10,000 live births and all other rates are per 1,000 live births.

\*\* No rate can be computed on deaths in 1 - 4 years age group by county or city because estimated population for that age group is not available.

TABLE XV - NUMBER OF PHYSICIANS IN PRIVATE PRACTICE AND AVERAGE NUMBER OF PERSONS PER PHYSICIAN,  
BY COUNTY, GEORGIA, SEPTEMBER 1, 1968

County	Number Physicians	Average Number Persons Per Physician*	County	Number Physicians	Average Number Persons Per Physician*
TOTAL	3,024	1,451	Jeff Davis	3	3,200
Appling	5	2,820	Jefferson	7	2,614
Atkinson	1	6,700	Jenkins	3	3,233
Bacon	4	2,200	Johnson	2	4,250
Baker	-	...	Jones	2	5,650
Baldwin	11	2,564	Lamar	4	2,675
Banks	1	6,600	Lanier	3	1,833
Barrow	7	2,171	Laurens	16	2,069
Bartow	8	4,125	Lee	-	...
Ben Hill	6	2,300	Liberty	2	6,500
Berrien	4	3,150	Lincoln	1	6,000
Bibb	150	990	Long	-	...
Bleckley	2	5,100	Lowndes	39	1,264
Brantley	1	6,200	Lumpkin	3	2,567
Brooks	5	3,180	Macon	6	2,300
Bryan	1	6,800	Madison	2	5,900
Bulloch	10	2,580	Marion	2	2,850
Burke	9	2,411	McDuffie	6	2,250
Butts	2	4,700	McIntosh	1	6,700
Calhoun	3	2,567	Meriwether	6	3,383
Camden	7	1,557	Miller	3	2,400
Candler	4	1,725	Mitchell	7	3,029
Carroll	25	1,648	Monroe	5	2,160
Catoosa	10	2,300	Montgomery	2	3,300
Charlton	3	1,967	Morgan	4	2,700
Chatham	167	1,058	Murray	3	3,800
Chattahoochee	-	...	Muscogee	117	1,322
Chattooga	8	2,650	Newton	8	2,812
Cherokee	9	2,756	Oconee	1	6,600
Clarke	59	812	Oglethorpe	1	8,000
Clay	2	2,350	Paulding	4	4,125
Clayton	20	3,895	Peach	9	1,656
Clinch	2	3,600	Pickens	5	1,900
Cobb	135	1,249	Pierce	4	2,550
Coffee	7	3,371	Pike	1	7,500
Colquitt	15	2,227	Polk	14	2,079
Columbia	5	4,240	Pulaski	5	1,720
Cook	5	2,560	Putnam	3	2,733
Coweta	21	1,533	Quitman	-	...
Crawford	1	6,100	Rabun	4	1,975
Crisp	9	2,067	Randolph	4	2,800
Dade	3	3,133	Richmond	144	1,022
Dawson	-	...	Rockdale	3	5,367
Decatur	9	2,489	Schley	1	3,400
DeKalb	216	1,742	Screven	5	3,060
Dodge	6	2,850	Seminole	5	1,440
Dooly	3	3,967	Spalding	31	1,229
Dougherty	54	1,511	Stephens	21	929
Douglas	6	3,867	Stewart	3	2,500
Early	4	3,475	Suiter	12	2,167
Echols	-	...	Talbot	2	3,650
Effingham	3	4,400	Taliaferro	-	...
Elbert	9	2,067	Tattall	3	4,700
Emanuel	5	3,760	Taylor	3	2,867
Evans	3	2,467	Telfair	5	2,480
Fannin	3	4,667	Terrell	5	2,720
Fayette	3	2,867	Thomas	29	1,269
Floyd	68	1,041	Tift	15	1,693
Forsyth	6	2,200	Toombs	9	2,011
Franklin	7	1,957	Towns	2	2,350
Fulton	864	698	Treutlen	2	3,100
Gilmer	4	2,325	Troup	43	1,100
Glascok	1	2,800	Turner	4	2,225
Glynn	48	1,040	Twiggs	2	4,300
Gordon	9	2,300	Union	1	6,900
Grady	4	4,750	Upson	18	1,383
Greene	5	2,280	Walker	14	3,829
Gwinnett	16	3,644	Walton	9	2,433
Habersham	9	2,156	Ware	34	1,032
Hall	44	1,286	Warren	2	3,850
Hancock	2	5,250	Washington	9	2,200
Haralson	7	2,171	Wayne	9	2,167
Harris	4	2,900	Webster	-	...
Hart	3	5,267	Wheeler	2	2,750
Heard	2	2,700	White	2	3,700
Henry	4	6,225	Whitfield	31	1,703
Houston	22	2,195	Wilcox	2	4,000
Irwin	4	2,425	Wilkes	7	1,586
Jackson	6	3,267	Wilkinson	4	2,450
Jasper	3	2,067	Worth	6	2,967

\* Based on Estimated Civilian Population of Georgia as of July 1, 1967

... Not Applicable

SOURCE: Georgia Department of Public Health, Medical Directory of Georgia  
by Counties, Revised, September 1, 1968



TABLE XVI-A  
ESTIMATED TOTAL, URBAN, RURAL, AND CIVILIAN POPULATION BY RACE, AND FOR COUNTIES AND  
INCORPORATED PLACES OF 2,500 OR MORE PERSONS, GEORGIA, JULY 1, 1967

Area	Total	White	Nonwhite	Area	Total	White	Nonwhite
STATE TOTAL	4,509,000	3,226,800	1,282,200	Crisp	18,600	10,500	8,100
URBAN 1/	2,175,700	1,424,500	751,200	Cordele	11,800	5,800	6,000
RURAL	2,333,300	1,802,300	531,000	Dade	9,400	9,200	200
STATE TOTAL CIVILIAN	4,389,000	3,124,900	1,264,100	Dawson	3,800	3,800	0
Appling	14,100	10,800	3,300	Decatur	22,400	11,400	11,000
Baxley	4,800	3,300	1,500	Bainbridge	11,100	6,100	5,000
Atkinson	6,700	4,700	2,000	DeKalb	376,300	352,000	24,300
Bacon	8,800	7,600	1,200	Atlanta (Total)	498,200	257,400	240,800
Alma	3,900	3,200	700	(Pt. DeKalb County)	40,000	29,400	10,600
Baker	4,600	1,900	2,700	(Pt. Fulton County)	458,200	228,000	230,200
Baldwin 2/ Milledgeville	28,200 14,300	18,300 8,700	9,900 5,600	Chamblee	11,100	11,100	0
Central State				Decatur	32,100	28,900	3,200
Hospital	10,700	6,700	4,000	Doraville	7,100	6,800	300
Banks	6,600	6,200	400	Dodge	17,100	12,200	4,900
Barrow	15,200	12,400	2,800	Eastman	5,500	4,000	1,500
Winder	6,200	5,000	1,200	Dooly	11,900	5,400	6,500
Bartow	33,000	27,700	5,300	Dougherty	81,600	54,800	26,800
Cartersville	10,100	7,800	2,300	Albany	64,700	42,900	21,800
Ben Hill	13,800	9,100	4,700	Douglas	23,200	20,000	3,200
Fitzgerald	9,300	5,600	3,700	Douglasville	6,000	4,400	1,600
Berrien	12,600	10,600	2,000	Villa Rica (Total)	3,900	3,200	700
Nashville	4,500	3,500	1,000	(Pt. Douglas County)	200	---	---
Bibb	148,500	92,800	55,700	(Pt. Carroll County)	3,700	---	---
Macon	126,700	76,500	50,200	Early	13,900	6,500	7,400
Bleckley	10,200	7,200	3,000	Blakely	4,000	2,400	1,600
Cochran	5,200	3,500	1,700	Echols	1,900	1,300	600
Brantley	6,200	5,400	800	Effingham	13,200	9,300	3,900
Brooks	15,900	7,900	8,000	Elbert	18,600	12,200	6,400
Quitman	5,600	2,800	2,800	Elberton	7,700	5,100	2,600
Bryan	6,800	4,300	2,500	Emanuel	18,800	12,500	6,300
Bulloch	25,800	16,000	9,800	Swainsboro	6,800	4,200	2,600
Statesboro	9,300	6,300	3,000	Evans	7,400	4,600	2,800
Burke	21,700	7,100	14,600	Claxton	3,000	2,100	900
Waynesboro	5,800	2,700	3,100	Fannin	14,000	14,000	0
Butts	9,400	4,800	4,600	Fayette	8,600	6,000	2,600
Jackson	2,800	1,500	1,300	Floyd 2/	70,800	59,500	11,300
Calhoun	7,700	2,600	5,100	Rome	33,500	24,800	8,700
Camden	10,900	6,600	4,300	Battey Hospital	400	200	200
St. Mary's	3,800	3,000	800	Forsyth	13,200	13,200	0
Candler	6,900	4,400	2,500	Franklin	13,700	12,000	1,700
Carroll	41,200	33,200	8,000	Fulton	603,400	357,300	246,100
Carrollton	12,300	9,500	2,800	Atlanta (Total)	498,200	257,400	240,800
Villa Rica (Total)	3,900	3,200	700	(Pt. Fulton County)	458,200	228,000	230,200
(Pt. Carroll County)	3,700	---	---	(Pt. DeKalb County)	40,000	29,400	10,600
(Pt. Douglas County)	200	---	---	College Park (Total)	24,600	20,000	4,600
Catoosa	23,000	22,700	300	(Pt. Fulton County)	16,000	---	---
Charlton	5,900	4,000	1,900	(Pt. Clayton County)	8,600	---	---
Chatham	176,700	105,000	71,700	East Point	37,700	32,000	5,700
Garden City	5,100	3,500	1,600	Hapeville	10,400	10,200	200
Port Wentworth	3,200	3,000	200	Roswell	3,100	2,700	400
Savannah	135,200	75,500	59,700	Gilmer	9,300	9,300	0
Chattahoochee	1,500	800	700	Clascock	2,800	1,900	900
Chattooga	21,200	19,200	2,000	Glynn	49,900	37,600	12,300
Summerville	5,100	4,200	900	Brunswick	25,100	15,700	9,400
Cherokee	24,800	23,800	1,000	Gordon	20,700	19,400	1,300
Clarke	47,900	35,200	12,700	Calhoun	4,000	3,300	700
Athens	43,100	31,800	11,300	Grady	19,000	11,800	7,200
Clay	4,700	1,700	3,000	Cairo	8,300	4,700	3,600
Clayton	77,900	72,400	5,500	Greene	11,400	5,300	6,100
College Park (Total)	24,600	20,000	4,600	Greensboro	3,000	1,700	1,300
(Pt. Clayton County)	8,600	---	---	Gwinnett	58,300	54,100	4,200
(Pt. Fulton County)	16,000	---	---	Buford	5,400	4,200	1,200
Forest Park	23,800	22,300	1,500	Lawrenceville	5,000	4,300	700
Jonesboro	4,900	4,000	900	Habersham 2/	19,400	18,500	900
Clinch	7,200	4,400	2,800	Cornelia	3,200	2,800	400
Homerville	3,100	1,900	1,200	Georgia Industrial Institute	1,000	300	700
Cobb	168,600	158,900	9,700	Hall	56,600	50,100	6,500
Marietta	37,800	33,300	4,500	Gainesville	18,500	13,900	4,600
Smyrna	15,300	15,300	0	Hancock	10,500	2,500	8,000
Coffee	23,600	17,100	6,500	Haralson	15,200	14,000	1,200
Douglas	9,900	6,800	3,100	Bremen	3,500	3,200	300
Colquitt	33,400	24,700	8,700	Tallapoosa	3,000	2,700	300
Moultrie	15,800	10,200	5,600	Harris	11,600	5,100	6,500
Columbia	21,200	16,100	5,100	West Point (Total)	4,600	2,100	2,500
Cook	12,800	8,900	3,900	(Pt. Harris County)	600	---	---
Adel	5,100	3,000	2,100	(Pt. Troup County)	4,000	---	---
Coweta	32,200	21,300	10,900	Hart	15,800	12,000	3,800
Newman	13,200	8,100	5,100	Hartwell	5,000	3,800	1,200
Crawford	6,100	2,400	3,700	Heard	5,400	4,100	1,300
				Henry	24,900	15,300	9,600
				Houston	48,300	38,400	9,900
				Perry	7,200	4,100	3,100
				Warner Robins	26,400	24,700	1,700

See Notes on last page.

TABLE XVI-A  
ESTIMATED TOTAL, URBAN, RURAL, AND CIVILIAN POPULATION BY RACE, AND FOR COUNTIES AND  
INCORPORATED PLACES OF 2,500 OR MORE PERSONS, GEORGIA, JULY 1, 1967 (CONT'D.)

Area	Total	White	Nonwhite	Area	Total	White	Nonwhite
Irwin	9,700	5,900	3,800	Rockdale	16,100	12,000	4,100
Ocilla	3,600	1,700	1,900	Conyers	4,400	2,800	1,600
Jackson	19,600	17,000	2,600	Schley	3,400	1,500	1,900
Commerce	3,900	3,300	600	Screven	15,300	7,100	8,200
Jasper	6,200	2,700	3,500	Sylvania	3,700	2,000	1,700
Jeff Davis	9,600	7,700	1,900	Seminole	7,200	4,400	2,800
Hazelhurst	4,300	3,200	1,100	Donalsonville	3,000	1,800	1,200
Jefferson	18,300	7,700	10,600	Spalding	38,100	25,300	12,800
Jenkins	9,700	4,800	4,900	Griffin	23,900	14,700	9,200
Millen	3,900	2,000	1,900	Stephens	19,500	16,900	2,600
Johnson	8,500	5,500	3,000	Toccoa	8,100	6,200	1,900
Jones	11,300	6,400	4,900	Stewart	7,500	2,100	5,400
Lamar	10,700	6,400	4,300	Sumter	26,000	12,200	13,800
Barnesville	5,500	3,100	2,400	Americus	15,100	7,500	7,600
Lanier	5,500	3,800	1,700	Talbot	7,300	2,100	5,200
Laurens	33,100	21,100	12,000	Taliaferro	3,400	1,200	2,200
Dublin	14,200	8,900	5,300	Tattnall 2/	14,100	10,000	4,100
Lee	6,600	2,500	4,100	Glennville	3,000	2,200	800
Liberty	13,000	7,000	6,000	Georgia State Prison	2,800	1,400	1,400
Hinesville	4,000	3,300	700	Taylor	8,600	4,400	4,200
Lincoln	6,000	3,100	2,900	Telfair	12,400	8,100	4,300
Long	4,000	2,700	1,300	McRae	3,100	1,900	1,200
Lowndes	49,300	31,900	17,400	Terrell	13,600	4,600	9,000
Valdosta	32,400	20,200	12,200	Dawson	5,600	2,100	3,500
Lumpkin	7,700	7,600	100	Thomas 2/	36,800	21,200	15,600
Dahlonega	2,900	2,800	100	Thomasville	19,400	11,000	8,400
Macon	13,800	5,000	8,800	Southwestern State			
Montezuma	4,100	1,700	2,400	Hospital	500	300	200
Madison	11,800	9,500	2,300	Tift	25,400	17,600	7,800
Marion	5,700	2,200	3,500	Tifton	11,300	9,400	1,900
McDuffie	13,500	7,700	5,800	Toombs	18,100	12,900	5,200
Thomson	5,100	3,300	1,800	Lyons	3,700	2,400	1,300
McIntosh	6,700	2,900	3,800	Vidalia	8,400	5,400	3,000
Meriwether	20,300	10,200	10,100	Towns	4,700	4,700	0
Manchester	4,500	3,200	1,300	Treutlen	6,200	4,100	2,100
Miller	7,200	5,000	2,200	Troup	47,300	29,700	17,600
Mitchell	21,200	10,000	11,200	Hogansville	3,700	2,000	1,700
Camilla	5,500	2,200	3,300	LaGrange	23,900	15,200	8,700
Pelham	5,200	2,700	2,500	West Point (Total)	4,600	2,100	2,500
Monroe	10,800	5,500	5,300	(Pt. Troup County)	4,000	---	---
Forsyth	4,000	2,200	1,800	(Pt. Harris County)	600	---	---
Montgomery	6,600	3,800	2,800	Turner	8,900	5,400	3,500
Morgan	10,800	5,500	5,300	Ashburn	3,700	2,000	1,700
Madison	2,900	1,400	1,500	Twiggs	8,600	3,400	5,200
Murray	11,400	11,300	100	Union	6,900	6,900	0
Muscogee	154,700	113,700	41,000	Upson	24,900	17,800	7,100
Columbus	127,100	91,300	35,800	Thomaston	10,500	8,100	2,400
Newton	22,500	14,700	7,800	Walker	53,600	50,500	3,100
Covington	9,300	5,000	4,300	LaFayette	6,700	6,100	600
Oconee	6,600	5,100	1,500	Rossville	5,800	5,800	0
Oglethorpe	8,000	4,300	3,700	Walton	21,900	15,000	6,900
Paulding	16,500	14,800	1,700	Monroe	7,800	5,400	2,400
Peach	14,900	6,100	8,800	Ware	35,100	26,500	8,600
Fort Valley	9,300	3,400	5,900	Waycross	21,200	13,800	7,400
Pickens	9,500	9,100	400	Warren	7,700	2,700	5,000
Pierce	10,200	7,900	2,300	Washington	19,800	8,200	11,600
Pike	7,500	4,000	3,500	Sandersville	6,000	2,500	3,500
Polk	29,100	24,000	5,100	Wayne	19,500	15,300	4,200
Cedartown	9,600	8,000	1,600	Jesup	8,500	5,900	2,600
Rockmart	4,200	3,400	800	Webster	3,300	1,100	2,200
Pulaski	8,600	4,800	3,800	Wheeler	5,500	3,700	1,800
Hawkinsville	4,400	2,500	1,900	White	7,400	7,100	300
Putnam	8,200	3,700	4,500	Whitfield	52,800	50,200	2,600
Eatonton	4,100	1,800	2,300	Dalton	23,100	20,700	2,400
Quitman	2,500	800	1,700	Wilcox	8,000	5,300	2,700
Rabun	7,900	7,800	100	Wilkes	11,100	5,400	5,700
Randolph	11,200	4,200	7,000	Washington	4,800	2,200	2,600
Cuthbert	4,500	1,700	2,800	Wilkinson	9,800	5,000	4,800
Richmond 2/	147,200	99,000	48,200	Worth	17,800	9,000	8,800
Augusta	85,000	47,800	37,200	Sylvester	4,100	2,200	1,900
Gracewood State School and Hospital	1,900	1,700	200				

## NOTES:

1/ The urban population is the total of the estimates for all incorporated places shown above plus the military population of the state.

2/ Population of state institutions is excluded from county totals but is included in both state totals.

Cities in more than one county show only total population by race. No breakdown is available on the separate parts except for Atlanta.

Military population is excluded from county totals, but is included in the overall state total.

SOURCE: Georgia Department of Public Health, Biostatistics Service, Atlanta, Georgia

TABLE XVI-B  
ESTIMATED POPULATION, BY RACE, SEX AND AGE, GEORGIA, JULY 1, 1967  
(State Totals Include Military Population)

Age Group	Total	White			Nonwhite		
		Total	Male	Female	Total	Male	Female
Total, all ages	4,509,000	3,226,800	1,594,100	1,632,700	1,282,200	608,300	673,900
Under 1 year	110,400	71,700	36,400	35,300	38,700	19,200	19,500
1 - 4 years	429,000	281,900	144,200	137,700	147,100	73,200	73,900
5 - 9 years	503,200	330,900	168,900	162,000	172,300	86,000	86,300
10-14 years	470,700	319,500	162,600	156,900	151,200	75,600	75,600
15-24 years	689,200	489,600	249,400	240,200	199,600	97,700	101,900
25-34 years	581,200	438,300	217,000	221,300	142,900	64,400	78,500
35-44 years	577,600	439,200	216,700	222,500	138,400	62,300	76,100
45-54 years	486,700	362,800	179,100	183,700	123,900	57,000	66,900
55-64 years	328,500	246,300	115,400	130,900	82,200	36,600	45,600
65-74 years	222,800	163,800	71,600	92,200	59,000	25,000	34,000
75-84 years	91,600	69,900	28,100	41,800	21,700	9,200	12,500
85 years and over	18,100	12,900	4,700	8,200	5,200	2,100	3,100

TABLE XVII - TOTAL POPULATION BY CENSUS YEARS BY AGE AND RACE, GEORGIA, 1920-1960

Age	Number					Per Cent Distribution				
	1960	1950	1940	1930	1920	1960	1950	1940	1930	1920
Total										
Total, all ages	3,943,116	3,444,578	3,123,723	2,908,506	2,895,832	100.0	100.0	100.0	100.0	100.0
Under 5 years	471,901	422,486	313,122	316,404	363,229	11.9	12.3	10.0	10.9	12.5
5 - 14 years	851,848	666,501	644,065	692,770	747,685	21.6	19.3	20.6	23.8	25.8
15 - 24 years	602,765	567,999	633,048	622,962	580,363	15.3	16.5	20.3	21.4	20.0
25 - 44 years	1,013,165	1,005,559	897,303	744,444	737,099	25.7	29.2	28.7	25.6	25.5
45 - 64 years	712,776	562,378	477,471	416,804	362,405	18.1	16.3	15.3	14.3	12.5
65 years & over	290,661	219,655	158,714	113,278	102,111	7.4	6.4	5.1	3.9	3.5
Not reported	-	-	-	1,844	2,940	0	0	0	0.1	0.1
White										
Total, all ages	2,817,223	2,380,577	2,038,278	1,837,021	1,689,114	100.0	100.0	100.0	100.0	100.0
Under 5 years	308,752	276,321	193,741	200,353	217,864	11.0	11.6	9.5	10.9	12.9
5 - 14 years	567,780	431,958	401,814	427,296	423,031	20.2	18.1	19.8	23.3	25.0
15 - 24 years	427,490	385,584	403,636	376,348	323,636	15.2	16.2	19.8	20.5	19.2
25 - 44 years	766,114	722,534	597,165	482,449	443,295	27.2	30.4	29.3	26.3	26.2
45 - 64 years	531,801	409,754	336,232	271,590	214,251	18.9	17.2	16.5	14.8	12.7
65 years & over	215,286	154,426	105,690	78,022	65,896	7.6	6.5	5.1	4.2	3.9
Not reported	-	-	-	963	1,141	0	0	0	0.1	0.1
Nonwhite										
Total, all ages	1,125,893	1,064,001	1,085,445	1,071,485	1,206,718	100.0	100.0	100.0	100.0	100.0
Under 5 years	163,149	146,165	119,381	116,051	145,365	14.5	13.7	11.0	10.8	12.0
5 - 14 years	284,068	234,543	242,251	265,474	324,654	25.2	22.0	22.3	24.8	26.9
15 - 24 years	175,275	182,415	229,412	246,614	256,727	15.6	17.1	21.1	23.0	21.3
25 - 44 years	247,051	283,025	300,138	261,995	293,804	21.9	26.6	27.7	24.5	24.3
45 - 64 years	180,975	152,624	141,239	145,214	148,154	16.1	14.3	13.0	13.6	12.3
65 years & over	75,375	65,229	53,024	35,256	36,215	6.7	6.1	4.9	3.3	3.0
Not reported	-	-	-	881	1,799	0	0	0	0.1	0.1

Source: U.S. Census 1920, 1930, 1940, 1950, 1960.

TABLE XVIII - MARRIAGES BY RACE, BY COUNTY OF APPLICATION AND DIVORCES AND ANNULMENTS BY COUNTY OF OCCURRENCE, GEORGIA, 1967

County	Marriages			Divorces	Annulments
	Total	White	Nonwhite	Total	Total
TOTAL	57,218	45,725	11,493	14,279	68
Appling	158	127	31	31	-
Atkinson	111	95	16	4	-
Bacon	114	108	6	23	-
Baker	43	26	17	7	-
Baldwin	226	131	95	104	2
Banks	64	57	7	13	-
Barrow	161	134	27	41	-
Bartow	265	235	30	99	-
Ben Hill	118	88	30	32	1
Berrien	116	104	12	35	-
Bibb	1,400	961	439	626	4
Bleckley	92	64	28	26	-
Brantley	207	197	10	11	1
Brooks	291	157	134	14	-
Bryan	44	26	18	11	-
Bulloch	206	139	67	68	-
Burke	124	45	79	36	-
Butts	79	44	35	13	-
Calhoun	27	12	15	4	-
Camden	2,313	1,999	314	33	1
Candler	69	42	27	12	-
Carrroll	345	279	66	120	1
Catoosa	3,396	3,019	377	95	-
Charlton	3,295	2,810	485	24	1
Chatham	1,223	820	403	755	-
Chattahoochee	31	24	7	5	-
Chattooga	165	155	10	71	-
Cherokee	188	181	7	69	-
Clarke	519	369	150	175	-
Clay	80	29	51	6	-
Clayton	674	630	44	133	-
Clinch	109	93	16	18	-
Cobb	1,620	1,544	76	786	4
Coffee	261	215	46	68	-
Colquitt	348	283	65	87	-
Columbia	68	58	10	21	-
Cook	156	117	39	34	-
Coweta	325	221	104	99	-
Crawford	52	17	35	6	-
Crisp	153	103	50	13	-
Dade	2,660	2,602	58	30	-
Dawson	65	65	-	9	-
Decatur	768	531	237	21	1
DeKalb	3,071	2,731	340	1,321	6
Dodge	128	105	23	28	-
Dooley	92	51	41	9	-
Dougherty	954	678	276	404	3
Douglas	204	185	19	26	-
Early	130	83	47	18	-
Echols	268	250	18	5	-
Effingham	77	54	23	8	-
Elbert	111	79	32	37	-
Emanuel	168	122	46	27	-
Evans	110	90	20	13	-
Fannin	180	180	-	33	-
Fayette	75	59	16	2	-
Floyd	633	558	75	228	1
Forsyth	122	122	-	46	1
Franklin	136	127	9	21	-
Fulton	7,122	4,726	2,396	2,209	9
Gilmer	82	82	-	9	-
Glascock	62	21	41	2	-
Glynn	524	442	82	213	1
Gordon	242	231	11	63	1
Grady	1,437	1,341	96	31	-
Greene	80	40	40	20	-
Gwinnett	546	514	32	133	-
Habersham	146	140	6	59	1
Hall	420	378	42	190	2
Hancock	67	9	58	9	-
Haralson	448	428	20	44	-
Harris	76	53	23	17	-
Hart	356	308	48	29	-
Heard	94	78	16	8	-
Henry	182	119	63	53	-
Houston	522	436	86	118	1
Irwin	83	64	19	9	-
Jackson	202	178	24	47	-
Jasper	30	13	17	5	-

TABLE XVIII - MARRIAGES BY RACE, BY COUNTY OF APPLICATION AND DIVORCES AND ANNULMENTS BY COUNTY OF OCCURRENCE, GEORGIA, 1967 (CONT'D.)

County	Marriages			Divorces	Annulments
	Total	White	Nonwhite	Total	Total
Jeff Davis	116	93	23	24	-
Jefferson	86	35	50	23	-
Jenkins	53	21	32	18	-
Johnson	105	79	25	13	-
Jones	98	61	37	26	-
Lamar	94	63	31	9	-
Lanier	78	62	15	8	-
Laurens	360	267	93	107	-
Lee	63	37	25	7	-
Liberty	183	120	63	19	-
Lincoln	25	24	1	13	-
Long	141	126	15	7	-
Lowndes	1,205	995	210	218	2
Lumpkin	76	73	3	14	-
Macon	85	46	39	14	-
Madison	64	51	13	10	-
Marion	30	17	13	1	-
McDuffie	95	40	55	17	-
McIntosh	47	21	26	13	-
Meriwether	161	98	63	31	-
Miller	99	67	32	-	-
Mitchell	197	121	76	34	-
Monroe	116	81	35	31	-
Montgomery	59	43	16	10	-
Morgan	86	54	32	21	-
Murray	254	252	2	17	-
Muscogee	1,789	1,508	281	1,028	5
Newton	186	133	53	72	-
Oconee	69	62	7	9	-
Oglethorpe	67	42	25	4	-
Paulding	208	193	15	16	-
Peach	167	72	95	39	1
Pickens	92	86	6	15	-
Pierce	155	137	18	39	-
Pike	47	30	17	4	-
Polk	357	304	53	47	-
Pulaski	91	64	27	20	-
Putnam	82	43	39	13	-
Quitman	35	15	20	-	-
Rabun	56	56	-	-	-
Randolph	72	37	35	9	-
Richmond	857	705	152	1,174	4
Rockdale	139	101	38	20	-
Schley	48	20	28	4	-
Screven	69	33	36	28	-
Seminole	849	686	163	20	-
Spalding	437	343	94	155	5
Stephens	135	122	13	4	-
Stewart	72	28	44	10	-
Sumter	189	106	83	81	-
Talbot	37	6	31	5	-
Taliaferro	20	7	13	1	-
Tattnall	98	80	18	30	-
Taylor	63	38	25	12	-
Telfair	150	113	37	37	-
Terrell	113	53	60	17	-
Thomas	517	353	164	112	1
Tift	268	200	68	67	-
Toombs	198	159	39	65	-
Towns	85	85	-	7	-
Treutlen	79	59	20	8	-
Troup	444	301	143	152	2
Turner	80	53	27	19	-
Twiggs	47	20	27	13	-
Union	72	72	-	4	-
Upson	237	183	54	79	-
Walker	695	628	67	165	2
Walton	194	130	64	43	-
Ware	348	287	61	157	1
Warren	30	8	22	7	-
Washington	147	60	87	27	-
Wayne	258	218	40	58	1
Webster	18	10	8	3	-
Wheeler	34	26	8	9	-
White	79	77	2	5	-
Whitfield	346	338	8	222	1
Wilcox	66	47	19	8	-
Wilkes	63	38	25	10	-
Wilkinson	82	45	37	17	-
Worth	197	126	71	17	1

TABLE XIX - MARRIAGES BY RACE AND AGE OF BRIDE BY AGE OF GROOM, GEORGIA, 1967

Age of Bride	Age of Groom														
	Total	Unknown	13 & Under	14	15	16	17	18-19	20-24	25-29	30-39	40-49	50-59	60-69	70 & Over
Total	57,218	4	-	1	9	129	514	8,596	22,890	8,628	7,364	4,808	2,542	1,240	493
Unknown	8	1	-	-	-	-	-	1	1	1	2	1	1	-	-
13 & Under	26	-	-	-	-	3	6	5	11	1	-	-	-	-	-
14	118	-	-	1	1	12	16	46	36	5	1	-	-	-	-
15	458	1	-	-	5	23	73	208	137	8	3	-	-	-	-
16	2,947	-	-	-	2	52	165	1,435	1,137	131	17	6	2	-	-
17	3,767	-	-	-	1	20	130	1,648	1,735	196	32	5	-	-	-
18-19	13,782	-	-	-	-	18	96	4,155	8,096	1,145	241	23	3	5	-
20-24	17,606	1	-	-	-	1	28	1,035	10,347	4,268	1,621	247	45	12	1
25-29	5,620	-	-	-	-	-	-	52	1,045	1,999	1,926	503	80	12	3
30-39	6,172	-	-	-	-	-	-	10	320	790	2,763	1,790	415	71	13
40-49	3,954	1	-	-	-	-	-	1	24	79	693	1,863	1,027	237	29
50-59	1,886	-	-	-	-	-	-	-	1	5	64	340	832	516	128
60-69	748	-	-	-	-	-	-	-	-	-	1	29	128	348	242
70 & Over	126	-	-	-	-	-	-	-	-	-	-	1	9	39	77
<u>White</u>															
Total	45,725	3	-	1	4	94	387	6,908	18,196	6,817	5,922	4,033	2,063	930	367
Unknown	6	1	-	-	-	-	-	1	1	-	1	1	1	-	-
13 & Under	13	-	-	-	-	1	4	2	6	-	-	-	-	-	-
14	64	-	-	1	-	5	11	22	20	4	1	-	-	-	-
15	273	-	-	-	3	19	56	112	74	6	3	-	-	-	-
16	2,328	-	-	-	1	43	136	1,165	865	100	13	4	1	-	-
17	2,932	-	-	-	-	15	95	1,311	1,325	158	25	2	-	-	-
18-19	11,127	-	-	-	-	9	67	3,416	6,504	922	183	18	3	5	1
20-24	14,070	1	-	-	-	1	18	828	8,296	3,396	1,283	206	33	7	1
25-29	4,399	-	-	-	-	-	-	41	817	1,540	1,531	401	62	6	1
30-39	4,971	-	-	-	-	-	-	9	266	621	2,230	1,479	313	45	8
40-49	3,313	1	-	-	-	-	-	1	22	65	595	1,599	849	162	19
50-59	1,544	-	-	-	-	-	-	-	5	57	295	688	407	92	79
60-69	576	-	-	-	-	-	-	-	-	-	27	105	265	179	99
70 & Over	109	-	-	-	-	-	-	-	-	-	-	1	8	33	67
<u>Nonwhite</u>															
Total	11,493	1	-	-	5	35	127	1,688	4,694	1,811	1,442	775	479	310	126
Unknown	2	-	-	-	-	-	-	-	-	1	1	-	-	-	-
13 & Under	13	-	-	-	-	2	2	3	5	1	-	-	-	-	-
14	54	-	-	-	1	7	5	24	16	1	-	-	-	-	-
15	185	1	-	-	2	4	17	96	63	2	-	-	-	-	-
16	619	-	-	-	1	9	29	270	272	31	4	2	1	-	-
17	835	-	-	-	1	4	35	337	410	38	7	3	-	-	-
18-19	2,655	-	-	-	-	9	29	739	1,592	223	58	5	-	-	-
20-24	3,536	-	-	-	-	-	10	207	2,051	872	338	41	12	5	-
25-29	1,221	-	-	-	-	-	-	11	228	459	395	102	18	6	2
30-39	1,201	-	-	-	-	-	-	1	54	169	533	311	102	26	5
40-49	641	-	-	-	-	-	-	-	2	14	98	264	178	75	10
50-59	342	-	-	-	-	-	-	-	1	-	7	45	144	109	36
60-69	172	-	-	-	-	-	-	-	-	-	1	2	23	83	63
70 & Over	17	-	-	-	-	-	-	-	-	-	-	-	1	6	10

PART 2 - MORBIDITY STATISTICS

G E O R G I A

1967

DEPARTMENT OF PUBLIC HEALTH

STATE OF GEORGIA

ATLANTA

700 - 10 - 68






TABLE OF CONTENTS

	Page
SYMBOLS .....	iv
INTRODUCTION .....	v
SUMMARY .....	vi-xi

FIGURES

Figure

1. Tuberculosis case and death rates per 100,000 population, Georgia 1935-1967 .....	x
---	---

SUMMARY TABLES

Table

A. Tuberculosis cases, numbers and rates, by activity status, by race, sex and age groups, Georgia, 1967 .....	ix
---	----

GENERAL TABLES

Table

I. Reported cases and deaths from notifiable diseases, Georgia, 1958-1967 .	1-2
II A. Reported cases of notifiable diseases, by race and age, Georgia, 1967 ..	3
II B. Rates per 100,000 population for notifiable diseases, by race and age, Georgia, 1967 .....	4
III A. Reported cases of notifiable diseases by month, Georgia, 1967 .....	5
III B. Estimated cases of certain diseases, by month, Georgia, 1967 .....	5
IV. Reported cases of notifiable diseases by state total, rural and urban with rates per 100,000 population, Georgia, 1967 .....	5
V. Reported cases of notifiable diseases with rates per 100,000 population, by county, Georgia, 1967 .....	6-7
VI. Reported tuberculosis cases and deaths, by county and race, with rates per 100,000 population, Georgia, 1967 .....	8-9

SYMBOLS USED IN THIS REPORT

- Quantity is zero in frequency table
- Data not available
- ... Rate or per cent not applicable
- 0.0 Rate or per cent more than zero but less than 0.05
- 0 Quantity is zero in rate table

## INTRODUCTION

This report provides data on the reported incidence of notifiable diseases in Georgia in 1967, by county and city of occurrence, age and race of case, and month reported. The initial report was issued in 1948.

The statistics herein are based on cases reported by private physicians to the Division of Epidemiology. Sources of reports include county health departments, military and veterans hospitals, death certificates, the Georgia Department of Public Health Laboratories, Tuberculosis Control Service, and Venereal Disease Control Section. Cases of diphtheria, malaria, poliomyelitis, salmonellosis, shigellosis, and all zoonoses, particularly encephalitides suspected of being insect-borne, psittacosis, and rickettsial diseases, are each confirmed through investigation by the Epidemiologic Investigation Branch.

Completeness of data varies with disease and locale, as reporting of cases is influenced by popular interest, availability of effective treatment, hospital procedures, and emphasis placed on reporting by local health departments. Some diseases are generally well reported, due to rarity of occurrence, registration for state-supported treatment, intensive case-finding programs, the limelight of public attention, or the use of state laboratories in connection with diagnosis. These include poliomyelitis, venereal diseases, tuberculosis, malaria, rabies, rickettsial diseases, diphtheria, and typhoid fever. Diseases believed poorly reported are meningitis other than tuberculous or meningococcal, rheumatic fever, tetanus, influenza, measles, staphylococcal infections, streptococcal infections, and whooping cough.

These factors should be considered in the interpretation of the data in the report. Also, care must be taken in considering rates based on small numbers.

In addition to the figures compiled from official sources, another estimate of occurrence of disease in Georgia has been sought by contacting physicians. Prior to 1959, each physician in Georgia received weekly a post-paid, addressed form card, but few cards were returned. Since that year, a random 10% sample of all general practitioners and pediatricians was chosen weekly for contact by cards. For some of the reportable diseases and certain other notifiable diseases, the estimates made on the basis of the 1967 data thus obtained are given in Table III-B. The Epidemiology Section of the Department's annual descriptive report contains a comparison of direct and sampling reports for all notifiable diseases.

Diseases are classified according to the 7th Revision of the International Statistical Classification of Diseases, Injuries and Causes of Death.

Other health statistics may be obtained from the Georgia Department of Public Health, Biostatistics Service, 47 Trinity Avenue, S.W., Atlanta, Georgia 30334.

## SUMMARY

On the following pages are presented summaries and additional details of the data contained in General Tables.

Dysentery

The dysentery case rate in 1967 was 17.5 per 100,000 population comparing with 15.0 in 1966 and 15.4 in 1965. Shigellosis comprised 99.5% (791 of 795) of the cases, 10 being reported at the Gracewood State School and Hospital in Richmond County. The remaining 4 cases were amebiasis, a condition which most rarely becomes acute, inasmuch as random surveys in Georgia have shown that 3% of the small populations tested were asymptomatic carriers.

Diphtheria

Six cases occurred, resulting in no deaths.

Hookworm disease

The rate of identified cases of hookworm disease in Georgia has dropped yearly, from 610.3 cases per 100,000 population in 1950 to 49.1 in 1967 (2,214 cases were reported in 1967.) All cases are reported from laboratory findings.

This infection occurs in the Coastal Plain of southern Georgia. Only isolated cases appear in hilly north Georgia. The infection is minimal in most patients.

Infectious hepatitis

In 1967, 919 cases were reported, a rate of 20.4 cases per 100,000 population. Primarily 5-24 year olds were attacked, 42% of the cases being 5-14 years old and 17%, 15-24 years old. Case rates were 39.9 per 100,000 population in the 5-14 age group, 28.4 in the 15-24 group.

After an epidemic peak of 42.9 cases per 100,000 population in 1952, the rate of reported cases declined yearly, reaching a low of 3.6 in 1957. In 1958 the rate again began to rise until in 1961 it was 19.2. However, the death and fatality rates have followed different patterns since 1956, as Table I reveals.

Meningococcal infections

There were 67 cases reported in 1967. Forty-six per cent of the reported cases were under 5 years old. The rate in this group was 5.7 reported cases per 100,000 population, whereas the overall rate was 1.5. Sixteen of the cases were military personnel.

Meningitis, other than meningococcal or tuberculous

Under this classification, added to the notifiable list in 1956, 68 cases were reported in 1967, or 1.5 cases per 100,000 population. Twenty cases occurred in persons under 1 year old, with a rate of 18.1 cases per 100,000 population.

### Poliomyelitis

No cases were reported in 1967 in Georgia.

### Psittacosis

No cases of psittacosis were reported in 1967. The number of cases rose from 1 in 1952 to 14 in 1955, as parakeets became popular household pets. Banding of parakeets, according to state law, enabled epidemiologists to trace infected birds and halt sales from infected aviaries. In 1956, the number of cases began to decline.

### Salmonellosis

There were 499 cases reported in 1967, 92.2% of these reports being derived from laboratory findings on specimens submitted by private physicians for identification and typing. The case rate was 11.1 per 100,000 population; 55 cases were under 1 year, with a rate of 49.8. Six deaths were recorded from salmonellosis.

### Tetanus

Of the 8 cases reported, 6 were first reported by death certificates, including one tetanus neonatorum. The rate was 0.2 per 100,000 population. Five of the cases were females; the remaining 3 were males.

### Tularemia

Six cases were reported, with a rate of 0.1 cases per 100,000 population.

### Rickettsial diseases

#### Rocky Mountain Spotted fever

This disease, communicated by the bite of an infected American dog tick, occurs mostly in the Northern Mountain and Piedmont sections of Georgia. Sixteen cases were reported in 1967, with a rate of 0.4 per 100,000 population. Two of these cases resulted in death giving a fatality rate of 12.5 per 100 cases.

#### Typhus fever

No cases were reported in 1967. Twenty years ago, the case total ran consistently in excess of 1,000 per year.

### Venereal diseases

In 1967, there were 20,807 cases reported, compared with 19,113 in 1966. The total rate, 461.5, in 1967, was greater than the 1966 rate of 428.4 per 100,000 population.

Gonorrhea, with 18,407 cases reported, comprised 88% of the reported cases of venereal diseases in 1967. The number of reported cases was greater in 1967 than 1966.

The 1967 case rate for primary and secondary syphilis was lower than the 1966 rate, (37.2 and 19.3, respectively).

#### Rheumatic fever

Eleven cases were reported in 1967, with a rate of 0.2 cases per 100,000 population, but it is believed to be vastly underreported. There were 11 deaths listed as due to this disease in 1967.

#### Tuberculosis

Table A provides numbers and rates of newly reported cases in 1967, allowing comparison with respect to race, sex, age, and activity status. The classification "active or probably active" includes cases for which tubercle bacilli were demonstrated and cases for which activity was indicated by chest X-rays, unexplained pleurisy with effusion, or clinically active extra-pulmonary tuberculosis. In the "other" category falls conditions of excessive pulmonary fibrosis and nodulation, cases with a record of active disease or treated in the previous five years, cases with X-ray indications of collapse therapy, and active primary pulmonary cases.

The total number and rate of newly reported cases is slightly less in 1967 than in 1966. The number decreased from 1,353 in 1966 to 1,223 in 1967 and the rate from 30.3 to 27.1.

For "active or probably active" cases in both white and nonwhite the rate is higher for males than for females.

TABLE A  
TUBERCULOSIS CASES, NUMBERS AND RATES, BY ACTIVITY STATUS,  
BY RACE, SEX AND AGE GROUPS, GEORGIA, 1967

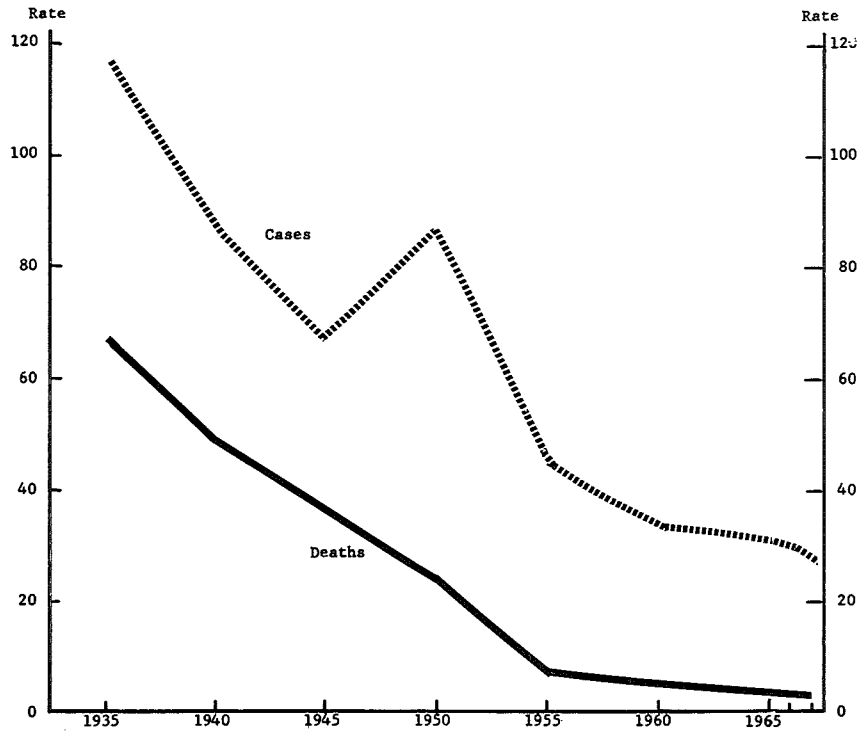
Activity Status, Race and Sex	Total	Age in Years						65 & Over	Unknown
		Under 5	5-14	15-24	25-44	45-64			
<b>Number</b>									
Total, all cases	1,223*	63	80	96	358	391	200	35*	
"Active or probably active" cases									
Total	1,044	56	67	78	318	334	167	24	
White	454	14	16	30	123	155	104	12	
Male	321	11	9	14	79	135	64	9	
Female	133	3	7	16	44	20	40	3	
Nonwhite	590	42	51	48	195	179	63	12	
Male	353	22	31	22	107	127	37	7	
Female	237	20	20	26	88	52	26	5	
"Other" cases									
Total	179*	7	13	18	40	57	33	11*	
White	109	2	6	8	26	36	25	6	
Male	61	1	3	4	14	24	13	2	
Female	48	1	3	4	12	12	12	4	
Nonwhite	67	5	7	10	14	20	8	3	
Male	45	4	4	4	9	18	4	2	
Female	22	1	3	6	5	2	4	1	
<b>Rate per 100,000 Population</b>									
Total, all cases	27.1	11.7	8.2	13.9	30.9	48.0	60.2	...	
"Active or probably active" cases									
Total	23.2	10.4	6.9	11.3	27.4	41.0	50.2	...	
White	14.1	15.8	2.5	6.1	14.0	25.4	42.2	...	
Male	20.1	6.1	2.7	5.6	18.2	45.8	61.3	...	
Female	8.1	1.7	2.2	6.7	9.9	6.4	28.1	...	
Nonwhite	46.0	22.6	15.8	24.0	69.3	86.9	73.3	...	
Male	58.0	23.8	19.2	22.5	84.5	135.7	101.9	...	
Female	35.2	21.4	12.4	25.5	56.9	46.2	52.4	...	
"Other" cases									
Total	4.0	1.3	1.3	2.6	3.5	7.0	9.9	...	
White	3.4	0.6	0.9	1.6	3.0	5.9	10.1	...	
Male	3.8	0.6	0.9	1.6	3.2	8.1	12.5	...	
Female	2.9	0.6	0.9	1.7	2.7	3.8	8.4	...	
Nonwhite	5.2	2.7	2.2	5.0	5.0	9.7	9.3	...	
Male	7.4	4.3	2.5	4.1	7.1	19.2	11.0	...	
Female	3.3	1.1	1.9	5.9	3.2	1.8	8.1	...	

Includes 2 of unknown race.

The history of tuberculosis in Georgia since 1935 is illustrated in Figure 1. Case and death rates have declined at different rates.

Figure 1

TUBERCULOSIS CASE AND DEATH RATES PER 100,000 POPULATION, GEORGIA, 1935-1967



Typhoid fever

Fifteen cases occurred, with 3 deaths resulting. The overall rate was 0.3 cases per 100,000 population.

Undulant fever

Six cases were reported in 1967, with a rate of 0.1 per 100,000 population.

Infectious encephalitis

Thirteen cases of infectious encephalitis, unspecified, were reported in 1967, with a rate of 0.3 cases per 100,000 population.



Specified communicable diseases

Morbidity data are so incomplete for the following diseases that it is of advantage to mention the mortality data also.

Disease	Reported Data		Rates per 100,000 Population	
	Cases	Deaths	Cases	Deaths
Influenza	54	47	1.2	1.0
Measles	71	5	1.6	0.1
Streptococcal Infections	615	2	13.6	0.0
Whooping cough	22	1	0.5	0.0
German measles	784	1	17.4	0.0

Scarlet fever and streptococcal sore throat are included in the streptococcal infections.

Deaths are reported by place of residence.

Rabies in Man

No cases of rabies in man have been reported since 1960.

Malaria

In 1967, 231 cases of malaria were reported. Two hundred thirty were military personnel returning from overseas assignments, the remaining 1 was a death with an unconfirmed diagnosis of malaria.



TABLE I

REPORTED CASES AND DEATHS FROM NOTIFIABLE DISEASES, GEORGIA, 1958 - 1967  
(Case and death rates are per 100,000 population, fatality ratio is per 100 reported cases)

Disease and Year	Cases		Deaths		Fatality Ratio	Disease and Year	Cases		Deaths		Fatality Ratio		
	Number	Rate	Number	Rate			Number	Rate	Number	Rate			
Diphtheria (55)	1958	101	2.6	9	0.2	8.9	Encephali-	1958	39	1.0	6	0.2	15.4
	1959	104	2.6	5	0.1	4.8	tis, in-	1959	26	0.7	18	0.5	69.2
	1960	53	1.3	3	0.1	5.7	fectious	1960	15	0.4	13	0.3	86.7
	1961	64	1.6	6	0.1	9.4	(82)	1961	17	0.4	6	0.1	35.3
	1962	47	1.1	2	0.0	4.3		1962	26	0.6	14	0.3	53.8
	1963	26	0.6	5	0.1	19.2		1963	18	0.4	18	0.4	100.0
	1964	32	0.8	2	0.0	6.3		1964	20	0.5	14	0.3	70.0
	1965	16	0.4	1	0.0	6.3		1965	14	0.3	13	0.3	92.9
	1966	15	0.3	3	0.1	20.0		1966	17	0.4	13	0.3	76.5
	1967	6	0.1	-	0	0		1967	13	0.3	12	0.3	92.3
Hookworm (129)	1958	9,037	229.7	-	0	0	Infectious	1958	148	3.8	32	0.8	21.6
	1959	8,131	204.1	-	0	0	Hepatitis	1959	149	3.7	20	0.5	13.4
	1960	6,950	175.7	-	0	0	(92)	1960	324	8.2	16	0.4	4.9
	1961	6,680	166.7	-	0	0		1961	771	19.2	12	0.3	1.6
	1962	5,157	125.9	1	0.0	0.0		1962	272	6.6	25	0.6	9.2
	1963	4,176	100.2	-	0	0		1963	177	4.2	27	0.6	15.3
	1964	3,818	90.4	1	0.0	0.0		1964	127	3.0	15	0.4	11.8
	1965	3,441	78.9	-	0	0		1965	166	3.8	15	0.3	9.0
	1966	2,619	58.7	-	0	0		1966	536	12.0	20	0.4	3.7
	1967	2,214	49.1	-	0	0		1967	919	20.4	23	0.5	2.5
Influenza (480-483)	1958	2,733	69.5	208	5.3	7.6	Meningitis	1958	148	3.8	67	1.7	45.3
	1959	201	5.0	102	2.6	50.7	other than	1959	75	1.9	62	1.6	82.7
	1960	498	12.6	353	8.9	70.9	meningococ-	1960	68	1.7	52	1.3	76.5
	1961	108	2.7	81	2.0	75.0	cal and	1961	94	2.3	81	2.0	86.2
	1962	1,098	26.8	104	2.5	9.5	tuberculous	1962	123	3.0	70	1.7	56.9
	1963	2,313	55.5	261	6.3	11.3	(340)	1963	92	2.2	72	1.7	78.3
	1964	503	11.9	40	0.9	8.0		1964	79	1.9	60	1.4	75.9
	1965	5,423	124.4	87	2.0	1.6		1965	85	1.9	68	1.6	80.0
	1966	69	1.5	64	1.4	92.8		1966	92	2.1	72	1.6	78.3
	1967	54	1.2	47	1.0	87.0		1967	68	1.5	26	0.6	38.2
Measles (85)	1958	7,040	179.0	13	0.3	0.2	Meningo-	1958	31	0.8	14	0.4	45.2
	1959	491	12.3	14	0.4	2.9	coccal	1959	30	0.8	24	0.6	80.0
	1960	236	6.0	13	0.3	5.5	infections	1960	38	1.0	26	0.7	68.4
	1961	496	12.4	16	0.4	3.2	(57)	1961	23	0.6	13	0.3	56.5
	1962	431	10.5	15	0.4	3.5		1962	32	0.8	31	0.8	96.9
	1963	226	5.4	11	0.3	4.9		1963	42	1.0	19	0.5	45.2
	1964	222	5.3	9	0.2	4.1		1964	107	2.5	39	0.9	36.4
	1965	688	15.8	16	0.4	2.3		1965	71	1.6	30	0.7	42.3
	1966	240	5.4	7	0.2	2.9		1966	105	2.4	29	0.6	27.6
	1967	71	1.6	5	0.1	7.0		1967	67	1.5	21	0.5	31.3
Poliomyeli-	1958	70	1.8	1	0.0	1.4	Psittacosis	1958	2	0.1	-	0	0
tis (80)	1959	182	4.6	9	0.2	4.9	(96.2)	1959	3	0.1	-	0	0
	1960	30	0.8	2	0.1	6.7		1960	-	0	-	0	0
	1961	26	0.6	2	0.0	7.7		1961	2	0.0	-	0	0
	1962	20	0.5	1	0.0	5.0		1962	-	0	-	0	0
	1963	26	0.6	1	0.0	3.8		1963	3	0.1	-	0	0
	1964	4	0.1	2	0.0	50.0		1964	4	0.1	-	0	0
	1965	1	0.0	1	0.0	100.0		1965	-	0	-	0	0
	1966	1	0.0	-	0	0		1966	-	0	-	0	0
	1967	-	0	-	0	0		1967	-	0	-	0	0
Rocky Mtn. spotted fever (104)	1958	26	0.7	-	0	0	Rheumatic	1958	61	1.6	19	0.4	31.1
	1959	21	0.5	-	0	0	fever	1959	23	0.6	15	0.4	65.2
	1960	15	0.4	1	0.0	6.7	(400-402)	1960	16	0.4	15	0.4	93.8
	1961	6	0.1	-	0	0		1961	14	0.3	11	0.3	78.6
	1962	10	0.2	1	0.0	10.0		1962	13	0.3	13	0.3	100.0
	1963	15	0.4	1	0.0	6.7		1963	9	0.2	9	0.2	100.0
	1964	17	0.4	1	0.0	5.9		1964	30	0.7	9	0.2	30.0
	1965	16	0.4	1	0.0	6.3		1965	22	0.5	10	0.2	45.5
	1966	22	0.5	3	0.1	13.6		1966	16	0.4	11	0.2	68.8
	1967	16	0.4	2	0.0	12.5		1967	11	0.2	11	0.2	100.0
Salmonello-	1958	244	6.2	1	0.0	0.4	Strepto-	1958	6,574	217.9	2	0.1	0.0
sis (41-42)	1959	280	7.0	1	0.0	0.4	coccal in-	1959	422	10.6	8	0.2	1.9
	1960	298	7.5	5	0.1	1.7	fection	1960	174	4.4	4	0.1	2.3
	1961	321	8.0	-	0	0	(50-51)	1961	204	5.1	3	0.1	1.5
	1962	357	8.7	2	0.0	0.6		1962	413	10.1	3	0.1	0.7
	1963	481	11.5	2	0.0	0.4		1963	194	4.7	3	0.1	1.5
	1964	589	13.9	3	0.1	0.5		1964	682	16.1	5	0.1	0.7
	1965	822	18.9	2	0.0	0.2		1965	745	17.1	5	0.1	0.7
	1966	605	13.6	1	0.0	0.2		1966	302	6.8	2	0.0	0.7
	1967	499	11.1	6	0.1	1.2		1967	615	13.6	2	0.0	0.3

TABLE I

REPORTED CASES AND DEATHS FROM NOTIFIABLE DISEASES, GEORGIA, 1958 - 1967 (CONT'D.)  
(Case and death rates are per 100,000 population, fatality ratio is per 100 reported cases)

Disease and Year	Cases		Deaths		Fatality Ratio	Disease and Year	Cases		Deaths		Fatality Ratio		
	Number	Rate	Number	Rate			Number	Rate	Number	Rate			
Shigellosis (45)	1958	324	8.2	6	0.1	1.9	Tetanus (61)	1958	23	0.6	10	0.2	43.5
	1959	533	13.4	9	0.2	1.7		1959	15	0.4	14	0.4	93.3
	1960	616	15.6	9	0.2	1.5		1960	14	0.4	11	0.3	78.6
	1961	502	12.5	8	0.2	1.6		1961	33	0.8	22	0.5	66.7
	1962	499	12.2	5	0.1	1.0		1962	14	0.3	13	0.3	92.9
	1963	459	11.0	6	0.1	1.3		1963	11	0.3	9	0.2	81.8
	1964	624	14.8	9	0.2	1.4		1964	7	0.2	4	0.1	57.1
	1965	672	15.4	3	0.1	0.4		1965	13	0.3	13	0.3	100.0
	1966	663	14.9	6	0.1	0.9		1966	9	0.2	7	0.2	77.8
	1967	791	17.5	3	0.1	0.4		1967	8	0.2	6	0.1	75.0
Tuberculosis (1-19)	1958	1,700	43.2	268	6.8	15.8	Tularemia (59)	1958	27	0.7	-	0	0
	1959	1,439	36.1	222	5.6	15.4		1959	22	0.6	-	0	0
	1960	1,336	33.8	209	5.3	15.6		1960	15	0.4	-	0	0
	1961	1,627	40.6	195	4.9	12.0		1961	15	0.4	-	0	0
	1962	1,398	34.1	177	4.3	12.7		1962	19	0.5	-	0	0
	1963	1,369	32.8	147	3.5	10.7		1963	31	0.7	-	0	0
	1964	1,413	33.4	117	2.8	8.3		1964	14	0.3	-	0	0
	1965	1,361	31.2	153	3.5	11.2		1965	59	1.4	-	0	0
	1966	1,353	30.3	135	3.0	10.0		1966	3	0.1	-	0	0
	1967	1,223	27.1	135	3.0	11.0		1967	6	0.1	-	0	0
Typhoid fever (40)	1958	33	0.8	-	0	0	Typhus fever (101-103, 105-107)	1958	3	0.1	-	0	0
	1959	27	0.7	2	0.1	7.4		1959	8	0.2	-	0	0
	1960	27	0.7	1	0.0	3.7		1960	4	0.1	1	0.0	25.0
	1961	34	0.8	1	0.0	2.9		1961	8	0.2	-	0	0
	1962	21	0.5	1	0.0	4.8		1962	5	0.1	1	0.0	20.0
	1963	14	0.3	1	0.0	7.1		1963	1	0.0	-	0	0
	1964	27	0.6	2	0.0	7.4		1964	1	0.0	-	0	0
	1965	14	0.3	2	0.0	14.3		1965	-	0	-	0	0
	1966	4	0.1	-	0	0		1966	-	0	-	0	0
	1967	15	0.3	3	0.1	20.0		1967	-	0	-	0	0
Undulant fever (44)	1958	25	0.6	-	0	0	Whooping cough (56)	1958	135	3.0	6	0.2	4.4
	1959	32	0.8	-	0	0		1959	90	2.3	18	0.5	20.0
	1960	5	0.1	-	0	0		1960	21	0.5	7	0.2	33.3
	1961	14	0.3	-	0	0		1961	12	0.3	3	0.1	25.0
	1962	14	0.3	-	0	0		1962	8	0.2	-	0	0
	1963	17	0.4	-	0	0		1963	18	0.4	8	0.2	44.4
	1964	16	0.4	-	0	0		1964	19	0.4	7	0.2	36.8
	1965	10	0.2	-	0	0		1965	26	0.6	2	0.0	7.7
	1966	7	0.2	-	0	0		1966	6	0.1	2	0.0	33.3
	1967	6	0.1	-	0	0		1967	22	0.5	1	0.0	4.5
Syphilis, primary & secondary (21.0-21.3)	1958	690	17.5	-	0	0	Syphilis, (all other) (20, 22-29)	1958	2,944	74.8	98	2.4	3.3
	1959	756	19.0	-	0	0		1959	2,366	59.4	85	2.1	3.6
	1960	961	23.3	-	0	0		1960	2,683	67.8	65	1.6	2.4
	1961	1,049	26.2	-	0	0		1961	2,710	67.6	76	1.9	2.8
	1962	988	24.1	-	0	0		1962	2,223	54.3	59	1.5	2.7
	1963	1,076	25.8	-	0	0		1963	2,065	49.5	65	1.6	3.1
	1964	1,215	28.8	-	0	0		1964	1,428	33.8	70	1.7	4.9
	1965	1,624	37.2	-	0	0		1965	1,594	36.6	52	1.2	3.3
	1966	1,523	34.1	-	0	0		1966	1,774	39.8	48	1.1	2.7
	1967	872	19.3	-	0	0		1967	1,421	31.5	49	1.1	3.4
Gonorrhea (30-35)	1958	13,827	351.5	-	0	0	All other Venereal diseases (36-39)	1958	272	6.9	7	0.2	2.6
	1959	11,154	280.0	2	0.1	0.0		1959	291	7.3	1	0.0	0.3
	1960	10,545	266.6	2	0.1	0.0		1960	313	7.9	-	0	0
	1961	10,015	250.0	1	0.0	0.0		1961	364	9.1	1	0.0	0.3
	1962	10,075	245.9	2	0.0	0.0		1962	386	9.4	-	0	0
	1963	10,798	259.1	2	0.0	0.0		1963	422	10.1	1	0.0	0.2
	1964	12,893	305.2	2	0.0	0.0		1964	404	9.6	-	0	0
	1965	13,213	303.0	-	0	0		1965	155	3.6	1	0.0	0.6
	1966	15,712	352.1	4	0.1	0.0		1966	104	2.3	-	0	0
	1967	18,407	408.2	-	0	0		1967	107	2.4	-	0	0

TABLE II-A  
 REPORTED CASES OF NOTIFIABLE DISEASES BY RACE AND AGE, GEORGIA, 1967

Diseases	Race	Total	Under 1 Year	1 - 4 Years	5 - 9 Years	10-14 Years	15-24 Years	25-34 Years	35-44 Years	45-54 Years	55-64 Years	65-74 Years	75 Years and Over	Unknown Age
Diphtheria (55)	Total	6	-	2	3	1	-	-	-	-	-	-	-	-
	White	1	-	1	-	-	-	-	-	-	-	-	-	-
	Nonwhite	5	-	1	3	1	-	-	-	-	-	-	-	-
Encephalitis infectious (82)	Total	13	3	-	1	1	2	1	1	2	1	1	-	-
	White	10	1	-	-	1	2	-	1	2	1	1	-	-
	Nonwhite	3	2	-	1	-	-	1	-	-	-	-	-	-
Infectious Hepatitis (92, 998.5)	Total	919	1	48	231	158	196	102	32	20	14	12	7	98
	White	735	1	41	203	142	162	84	26	15	12	10	7	32
	Nonwhite	104	-	6	21	12	30	17	5	5	2	2	-	4
	Unknown	80	-	1	7	4	4	1	1	-	-	-	-	62
Meningococcal Infections (57)	Total	67	16	15	8	3	12	4	1	4	-	-	-	4
	White	47	12	12	4	2	10	2	-	4	-	-	-	1
	Nonwhite	17	4	3	3	1	2	2	1	-	-	-	-	1
	Unknown	3	-	-	1	-	-	-	-	-	-	-	-	2
Rocky Mountain Spotted fever (104)	Total	16	-	3	4	5	1	-	-	1	-	-	1	1
	White	16	-	3	4	5	1	-	-	1	-	-	1	1
	Nonwhite	-	-	-	-	-	-	-	-	-	-	-	-	-
Salmonellosis (42)	Total	499	55	90	23	18	38	26	24	24	15	3	3	180
	White	306	36	71	20	13	28	21	20	22	12	3	1	59
	Nonwhite	128	14	17	3	4	10	4	4	2	2	-	-	67
	Unknown	65	5	2	-	1	-	1	-	-	1	-	1	54
Shigellosis (45)	Total	791	23	178	112	44	52	27	17	6	6	2	3	321
	White	386	8	108	88	34	34	23	11	4	5	1	2	68
	Nonwhite	293	14	59	23	9	17	3	5	2	1	1	1	158
	Unknown	112	1	11	1	1	1	1	1	-	-	-	-	95
Meningitis, other than meningococcal or tuberculous (340)	Total	68	20	14	5	3	4	1	5	3	8	3	2	-
	White	34	10	6	2	3	2	-	2	2	2	3	2	-
	Nonwhite	34	10	8	3	-	2	1	3	1	6	-	-	-
Venereal disease (20-39)	Total	20,807	27	21	36	143	12,654	5,039	1,357	435	265	83	16	731
	White	2,876	4	3	12	13	1,466	665	249	126	84	18	5	231
	Nonwhite	17,931	23	18	24	130	11,188	4,374	1,108	309	181	65	11	500
Gonorrhea (30-35)	Total	18,407	20	21	33	120	11,801	4,527	1,082	227	61	17	-	498
	White	2,526	4	3	12	12	1,433	619	208	74	25	5	-	131
	Nonwhite	15,881	16	18	21	108	10,368	3,908	874	153	36	12	-	367
Syphilis, primary and secondary (21)	Total	872	1	-	-	16	499	252	74	21	4	2	-	3
	White	34	-	-	-	-	13	11	8	-	1	-	-	1
	Nonwhite	838	1	-	-	16	486	241	66	21	3	2	-	2
Syphilis, other (20, 22-29)	Total	1,421	6	-	3	5	288	240	190	182	198	64	16	229
	White	310	-	-	-	1	18	32	32	52	58	13	5	99
	Nonwhite	1,111	6	-	3	4	270	208	158	130	140	51	11	130
Other Venereal diseases (36-39)	Total	107	-	-	-	2	66	20	11	5	2	-	-	1
	White	6	-	-	-	-	2	3	1	-	-	-	-	-
	Nonwhite	101	-	-	-	2	64	17	10	5	2	-	-	1

TABLE II-B

RATES PER 100,000 POPULATION FOR NOTIFIABLE DISEASES BY RACE AND AGE, GEORGIA, 1967

Diseases	Race	Total	Under 1 Year	1 - 4 Years	5 - 9 Years	10-14 Years	15-24 Years	25-34 Years	35-44 Years	45-54 Years	55-64 Years	65-74 Years	75 Years and Over	Unknown Age
Diphtheria (55)	Total	0.1	0	0.5	0.6	0.2	0	0	0	0	0	0	0	...
	White	0.0	0	0.4	0	0	0	0	0	0	0	0	0	...
	Nonwhite	0.4	0	0.7	1.7	0.7	0	0	0	0	0	0	0	...
Encephalitis infectious (82)	Total	0.3	2.7	0	0.2	0.2	0.3	0.2	0.2	0.4	0.3	0.4	0	...
	White	0.3	1.4	0	0.3	0.3	0.4	0	0.2	0.6	0.4	0.6	0	...
	Nonwhite	0.2	5.2	0	0	0	0	0.7	0	0	0	0	0	...
Infectious hepatitis (92, 998.5)	Total	20.4	0.9	11.2	45.9	33.6	28.4	17.5	5.5	4.1	4.3	5.4	6.4	...
	White	22.8	1.4	14.5	61.3	44.4	33.1	19.2	5.9	4.1	4.9	6.1	8.5	...
	Nonwhite	8.1	0	4.1	12.1	7.9	15.0	11.9	3.6	4.0	2.4	3.4	0	...
Meningococcal infections (57)	Total	1.5	14.5	3.5	1.6	0.6	1.7	0.7	0.2	0.8	0	0	0	...
	White	1.5	16.7	4.3	1.2	0.6	2.0	0.5	0	1.1	0	0	0	...
	Nonwhite	1.3	10.3	2.0	1.7	0.7	1.0	1.4	0.7	0	0	0	0	...
Rocky Mountain Spotted fever (104)	Total	0.4	0	0.7	0.8	1.1	0.1	0	0	0.2	0	0	0.9	...
	White	0.5	0	1.1	1.2	1.6	0.2	0	0	0.3	0	0	1.2	...
	Nonwhite	0	0	0	0	0	0	0	0	0	0	0	0	...
Salmonellosis (42)	Total	11.1	49.8	21.0	4.6	3.8	5.5	4.5	4.2	4.9	4.6	1.3	2.7	...
	White	9.5	50.2	25.2	6.0	4.1	5.7	4.8	4.6	6.1	4.9	1.8	1.2	...
	Nonwhite	10.0	36.2	11.6	1.7	2.6	5.0	2.8	2.9	1.6	2.4	0	3.7	...
Shigellosis (45)	Total	17.5	20.8	41.5	22.3	9.3	7.5	4.6	2.9	1.2	1.8	0.9	2.7	...
	White	12.0	11.2	38.3	26.6	10.6	6.9	5.2	2.5	1.1	2.0	0.6	2.4	...
	Nonwhite	22.9	36.2	40.1	13.3	6.0	8.5	2.1	3.6	1.6	1.2	1.7	3.7	...
Meningitis, other than meningococcal and tuberculous (340)	Total	1.5	18.1	3.3	1.0	0.6	0.6	0.2	0.9	0.6	2.4	1.3	1.8	...
	White	1.1	13.9	2.1	0.6	0.9	0.4	0	0.5	0.6	0.8	1.8	2.4	...
	Nonwhite	2.7	25.8	5.4	1.7	0	1.0	0.7	2.2	0.8	7.3	0	0	...
Venereal diseases (20-39)	Total	461.5	24.5	4.9	7.2	30.4	1836.0	867.0	234.9	89.4	80.7	37.3	14.6	...
	White	89.1	5.6	1.1	3.6	4.1	299.4	151.7	56.7	34.7	34.1	11.0	6.0	...
	Nonwhite	1398.5	59.4	12.2	13.9	86.0	5605.2	3060.9	800.6	249.4	220.2	110.2	40.9	...
Gonorrhea (30-35)	Total	408.2	18.1	4.9	6.6	25.5	1712.3	778.9	187.3	46.6	18.6	7.6	0	...
	White	78.3	5.6	1.1	3.6	3.8	292.7	141.2	47.4	20.4	10.2	3.1	0	...
	Nonwhite	1238.6	41.3	12.2	12.2	71.4	5194.4	2734.8	631.5	123.5	43.8	20.3	0	...
Syphilis, primary and secondary (21)	Total	19.3	0.9	0	0	3.4	72.4	43.4	12.8	4.3	1.2	0.9	0	...
	White	1.1	0	0	0	0	2.7	2.5	1.8	0	0.4	0	0	...
	Nonwhite	65.4	2.6	0	0	10.6	243.5	168.6	47.7	16.9	3.6	3.4	0	...
Syphilis, other (20, 22-29)	Total	31.5	5.4	0	0.6	1.1	41.8	41.3	32.9	37.4	60.3	28.7	14.6	...
	White	9.6	0	0	0	0.3	3.7	7.3	7.3	14.3	23.5	7.9	6.0	...
	Nonwhite	86.6	15.5	0	1.7	2.6	135.3	145.6	114.2	104.9	170.3	86.4	40.9	...
Other Venereal diseases (36-39)	Total	2.4	0	0	0	0.4	9.6	3.4	1.9	1.0	0.6	0	0	...
	White	0.2	0	0	0	0	0.4	0.7	0.2	0	0	0	0	...
	Nonwhite	7.9	0	0	0	1.3	32.1	11.9	7.2	4.0	2.4	0	0	...

TABLE III-A  
REPORTED CASES OF NOTIFIABLE DISEASES BY MONTH, GEORGIA, 1967

Cases	Total	Jan.	Feb.	Mar.	Apr.	May	June	July	Aug.	Sept.	Oct.	Nov.	Dec.
Diphtheria (55)	6	1	-	-	-	-	1	-	2	-	-	-	2
Encephalitis infectious (82)	13	1	1	1	1	1	1	1	3	1	-	2	1
German Measles (86)	784	22	200	269	148	47	47	11	11	10	6	6	7
Hookworm (129)	2,214	175	258	235	150	229	145	127	181	128	223	201	162
Infectious hepatitis (92)	919	102	64	92	60	64	59	25	99	83	93	87	91
Influenza (480-483)	54	7	3	11	6	2	1	2	-	-	3	6	13
Measles (85)	71	8	27	13	10	1	1	3	2	2	1	3	-
Meningitis, unspecified (340)	68	8	6	7	5	7	7	5	3	3	5	4	8
Meningococcal infections (57)	67	10	8	11	6	8	4	4	2	4	5	3	2
Poliomyelitis (80)	-	-	-	-	-	-	-	-	-	-	-	-	-
Psittacosis (962)	-	-	-	-	-	-	-	-	-	-	-	-	-
Rabies in Man (94)	-	-	-	-	-	-	-	-	-	-	-	-	-
Rheumatic fever (400-402)	11	1	1	2	1	-	-	-	1	1	1	1	2
Rocky Mt. Spotted fever (104)	16	-	-	-	-	-	4	3	2	6	-	-	1
Salmonellosis (42)	499	67	42	27	2	1	1	53	68	61	64	66	47
Shigellosis (45)	791	29	28	51	-	-	-	99	143	126	139	92	84
Streptococcal infections (50-51)	615	34	44	42	39	53	46	47	37	53	78	81	61
Tetanus (61)	8	2	1	1	-	-	-	-	-	-	1	1	2
Tularemia (59)	6	-	1	1	-	1	-	-	1	2	-	-	-
Typhoid fever (40)	15	-	-	1	-	2	3	2	3	1	2	1	-
Typhus fever (101)	-	-	-	-	-	-	-	-	-	-	-	-	-
Undulant fever (44)	6	1	2	1	-	1	1	-	-	-	-	-	-
Whooping cough (56)	22	-	1	2	1	7	1	2	5	2	-	-	1

TABLE III-B - ESTIMATED NUMBER OF SPECIFIED DISEASES BY MONTH, GEORGIA, 1967

Cases	Total	Jan.	Feb.	Mar.	Apr.	May	June	July	Aug.	Sept.	Oct.	Nov.	Dec.
Amebiasis (46)	80	10	-	-	40	-	20	-	-	10	-	-	-
Conjunctivitis, infectious (370)	3,320	220	170	120	210	100	170	250	370	690	750	170	100
German measles (86)	1,460	80	90	340	140	80	110	420	20	70	10	10	90
Infectious hepatitis (92)	810	90	10	40	10	20	20	50	70	50	70	60	320
Influenza (480-483)	30,500	1,880	1,480	3,210	1,880	440	300	570	150	2,150	1,150	3,060	14,230
Measles (85)	1,290	90	190	240	160	110	220	240	10	-	-	20	10
Salmonellosis (42)	220	10	40	-	-	-	-	40	30	40	30	30	-
Shigellosis (45)	330	40	20	-	-	-	-	50	-	160	30	20	10
Staphylococcosis													
Pulmonary (490)	150	60	10	20	-	-	20	-	20	-	-	-	20
Superficial (698)	3,880	400	70	150	270	130	220	630	390	810	220	200	390
Wound (53.9)	1,380	170	90	70	190	50	70	250	70	220	60	70	70
Streptococcosis													
Rheumatic fever (400)	220	20	-	40	-	-	-	-	60	50	50	-	-
Scarlet fever (50)	1,950	190	390	170	100	50	50	50	60	190	490	140	70
Sore throat (51)	32,860	5,470	1,810	2,260	3,630	2,510	1,310	2,600	1,370	3,670	2,690	2,580	2,960
Whooping cough (56)	440	30	60	20	70	10	20	90	50	20	10	10	50

TABLE IV - REPORTED CASES OF NOTIFIABLE DISEASES BY STATE TOTAL, RURAL AND URBAN WITH RATES PER 100,000 POPULATION, GEORGIA, 1967

CASES	State Total		Urban		Rural		Military Res.		Institutions		
	Number	Rate	Number	Rate	Number	Rate	Number	Rate	Number	Rate	
Diphtheria (55)	6	0.1	2	0.1	4	0.2	-	---	-	0	
Encephalitis, infectious (82)	13	0.3	4	0.2	8	0.3	1	---	-	0	
German measles (86)	784	17.4	139	6.4	70	3.0	575	---	-	0	
Hookworm (129)	2,214	49.1	N O T A V A I L A B L E								
Infectious hepatitis (92)	919	20.4	514	23.6	386	16.5	18	---	1	5.8	
Influenza (480-483)	54	1.2	21	1.0	33	1.4	-	---	-	0	
Measles (85)	71	1.6	4	0.2	10	0.4	57	---	-	0	
Meningitis, unspecified (340)	68	1.5	45	2.1	20	0.9	3	---	-	0	
Meningococcal infections (57)	67	1.5	35	1.6	16	0.7	16	---	-	0	
Poliomyelitis (80)	-	0	-	0	-	0	-	---	-	0	
Rheumatic fever (400-402)	11	0.2	5	0.2	6	0.3	-	---	-	0	
Rocky Mt. Spotted fever (104)	16	0.4	4	0.2	12	0.5	-	---	-	0	
Salmonellosis (42)	499	11.1	376	17.3	121	5.2	-	---	2	11.6	
Shigellosis (45)	791	17.5	628	28.9	153	6.6	-	---	10	57.8	
Streptococcal infections (50-51)	615	13.6	347	15.9	199	8.5	69	---	-	0	
Tetanus (61)	8	0.2	3	0.1	5	0.2	-	---	-	0	
Tularemia (59)	6	0.1	1	0.0	5	0.2	-	---	-	0	
Typhoid fever (40)	15	0.3	8	0.4	7	0.3	-	---	-	0	
Typhus fever(101-103, 105-107)	-	0	-	0	-	0	-	---	-	0	
Undulant fever (44)	6	0.1	3	0.1	3	0.1	-	---	-	0	
Whooping cough (56)	22	0.5	14	0.6	8	0.3	-	---	-	0	

TABLE V

REPORTED CASES OF SELECTED NOTIFIABLE DISEASES WITH RATES PER 100,000 POPULATION  
BY COUNTY, GEORGIA, 1967

County	Diphtheria		Hookworm		Infectious Hepatitis		Meningitis Unspecified		Meningococcal Infections		Salmonella		Shigellosis	
	No.	Rate	No.	Rate	No.	Rate	No.	Rate	No.	Rate	No.	Rate	No.	Rate
TOTAL	6	0.1	2,214	49.1	919	20.4	67	1.5	67	1.5	499	11.1	791	17.5
Appling	-	0	108	766.0	-	0	-	0	-	0	-	0	-	0
Atkinson	-	0	24	358.2	-	0	-	0	-	0	-	0	3	44.8
Bacon	-	0	51	579.5	-	0	-	0	-	0	-	0	1	11.4
Baker	-	0	61	1326.1	1	21.7	-	0	-	0	-	0	-	0
Baldwin	-	0	27	95.7	2	7.1	-	0	-	0	5	17.7	4	14.2
Banks	-	0	-	0	-	0	-	0	-	0	-	0	-	0
Barrow	-	0	1	6.6	9	59.2	-	0	-	0	-	0	1	6.6
Bartow	-	0	-	0	2	6.1	-	0	-	0	1	3.0	-	0
Ben Hill	-	0	9	65.2	-	0	-	0	-	0	-	0	-	0
Berrien	-	0	49	388.9	-	0	-	0	-	0	1	7.9	-	0
Bibb	1	0.7	63	42.4	74	49.8	-	0	3	2.0	57	38.4	162	109.1
Blackley	-	0	11	107.8	24	235.3	-	0	-	0	17	166.7	3	29.4
Brantley	-	0	39	629.0	-	0	-	0	-	0	-	0	-	0
Brooks	-	0	55	345.9	-	0	1	6.3	-	0	1	6.3	-	0
Bryan	-	0	46	676.5	-	0	-	0	-	0	-	0	-	0
Bulloch	-	0	33	127.9	9	34.9	1	3.9	-	0	1	3.9	-	0
Burke	2	9.2	8	36.9	3	13.8	-	0	-	0	-	0	6	27.6
Butts	-	0	-	0	-	0	-	0	-	0	-	0	-	0
Calhoun	-	0	1	13.0	-	0	-	0	-	0	1	13.0	2	26.0
Camden	-	0	18	165.1	6	55.0	-	0	-	0	3	27.5	-	0
Candler	-	0	16	231.9	5	72.5	-	0	-	0	-	0	-	0
Carroll	-	0	-	0	3	7.3	-	0	-	0	-	0	-	0
Catoosa	-	0	-	0	-	0	-	0	-	0	1	4.3	-	0
Charlton	-	0	42	711.9	-	0	-	0	-	0	-	0	-	0
Chatham	1	0.6	-	0	13	7.4	1	0.6	1	0.6	11	6.2	29	16.4
Chattahoochee	-	0	-	0	-	0	-	0	-	0	-	0	-	0
Chattooga	-	0	-	0	-	0	-	0	1	4.7	-	0	-	0
Cherokee	-	0	-	0	7	28.2	-	0	-	0	-	0	-	0
Clarke	-	0	-	0	11	23.0	3	6.3	-	0	1	2.1	-	0
Clay	-	0	1	21.3	-	0	-	0	-	0	-	0	-	0
Clayton	-	0	1	1.3	21	27.0	-	0	-	0	4	5.1	5	6.4
Clinch	-	0	25	347.2	-	0	-	0	-	0	-	0	-	0
Cobb	-	0	4	2.4	45	26.7	-	0	-	0	13	7.7	9	5.3
Coffee	-	0	126	533.9	14	59.3	1	4.2	-	0	2	8.5	-	0
Colquitt	-	0	79	236.5	-	0	-	0	-	0	4	12.0	2	6.0
Columbia	-	0	2	9.4	1	4.7	-	0	-	0	-	0	4	18.9
Cook	-	0	28	218.8	-	0	-	0	-	0	2	15.6	-	0
Coweta	-	0	-	0	5	15.5	1	3.1	-	0	3	9.3	3	9.3
Crawford	-	0	-	0	-	0	-	0	-	0	-	0	3	49.2
Crisp	-	0	3	16.1	2	10.8	1	5.4	-	0	4	21.5	1	5.4
Dade	-	0	-	0	-	0	-	0	-	0	-	0	2	21.3
Dawson	-	0	-	0	6	157.9	-	0	-	0	-	0	-	0
Decatur	-	0	25	111.6	1	4.5	-	0	-	0	-	0	-	0
DeKalb	-	0	14	3.7	11	2.9	1	0.3	-	0	48	12.8	61	16.2
Dodge	-	0	28	163.7	1	5.8	-	0	-	0	3	17.5	2	11.7
Dooly	-	0	-	0	1	8.4	-	0	-	0	5	42.0	1	8.4
Dougherty	-	0	25	30.6	1	1.2	-	0	-	0	5	6.1	4	4.9
Douglas	-	0	-	0	1	4.3	-	0	-	0	1	4.3	-	0
Early	-	0	43	309.4	-	0	-	0	-	0	-	0	-	0
Echols	-	0	10	526.3	-	0	-	0	-	0	-	0	-	0
Effingham	-	0	22	166.7	-	0	2	15.2	-	0	-	0	-	0
Elbert	-	0	60	322.6	-	0	-	0	-	0	-	0	-	0
Emanuel	-	0	-	0	-	0	2	10.6	-	0	-	0	-	0
Evans	-	0	17	229.7	-	0	-	0	-	0	-	0	-	0
Fannin	-	0	-	0	1	7.1	-	0	-	0	-	0	-	0
Fayette	-	0	-	0	3	34.9	1	11.6	-	0	1	11.6	3	34.9
Floyd	-	0	-	0	16	22.6	2	2.8	1	1.4	7	9.9	1	1.4
Forsyth	-	0	-	0	11	83.3	-	0	-	0	2	15.2	3	22.7
Franklin	-	0	-	0	1	7.3	-	0	1	7.3	-	0	-	0
Fulton	-	0	28	4.6	168	27.8	15	2.5	15	2.5	176	29.2	340	56.3
Gilmer	1	10.8	-	0	-	0	-	0	-	0	-	0	-	0
Glascock	-	0	-	0	2	71.4	-	0	-	0	-	0	1	35.7
Glynn	-	0	33	66.1	1	2.0	-	0	1	2.0	3	6.0	-	0
Gordon	-	0	-	0	6	29.0	-	0	1	4.8	-	0	-	0
Grady	-	0	42	221.1	-	0	1	5.3	-	0	3	15.8	3	15.8
Greene	-	0	-	0	-	0	-	0	-	0	-	0	-	0
Gwinnett	-	0	3	5.1	85	145.8	-	0	1	1.7	2	3.4	2	3.4
Habersham	-	0	16	82.5	-	0	-	0	-	0	2	10.3	-	0
Hall	-	0	-	0	92	162.5	-	0	2	3.5	8	14.1	3	5.3
Hancock	-	0	2	19.0	-	0	-	0	-	0	1	9.5	3	28.6
Haralson	-	0	-	0	5	32.9	-	0	-	0	4	26.3	-	0
Harris	-	0	-	0	5	43.1	-	0	-	0	1	8.6	1	8.6
Hart	-	0	-	0	5	31.6	-	0	-	0	-	0	-	0
Heard	-	0	-	0	-	0	-	0	-	0	-	0	-	0
Henry	-	0	-	0	8	32.1	-	0	-	0	1	4.0	5	20.1
Houston	-	0	13	26.9	1	2.1	1	2.1	-	0	-	0	5	10.4
Irwin	-	0	6	61.9	-	0	-	0	-	0	1	10.3	1	10.3
Jackson	-	0	-	0	3	15.3	-	0	-	0	-	0	-	0
Jasper	-	0	1	16.1	-	0	-	0	-	0	1	16.1	2	32.3



TABLE V

REPORTED CASES OF SELECTED NOTIFIABLE DISEASES WITH RATES PER 100,000 POPULATION  
BY COUNTY, GEORGIA, 1967 (CONT'D.)

County	Diphtheria		Hookworm		Infectious Hepatitis		Meningitis Unspecified		Meningococcal Infections		Salmonella		Shigellosis	
	No.	Rate	No.	Rate	No.	Rate	No.	Rate	No.	Rate	No.	Rate	No.	Rate
Jeff Davis	-	0	26	270.8	-	0	-	0	-	0	2	20.8	-	0
Jefferson	-	0	3	16.4	-	0	-	0	-	0	1	5.5	-	0
Jenkins	-	0	10	103.1	-	0	-	0	1	10.3	-	0	2	20.6
Johnson	-	0	11	129.4	-	0	-	0	-	0	-	0	-	0
Jones	-	0	3	26.5	1	8.8	-	0	-	0	-	0	-	0
Lamar	-	0	-	0	-	0	-	0	-	0	-	0	-	0
Lanier	-	0	37	672.7	-	0	-	0	-	0	-	0	-	0
Laurens	-	0	24	72.5	1	3.0	1	3.0	-	0	-	0	-	0
Lee	1	15.2	10	151.5	-	0	-	0	-	0	1	15.2	-	0
Liberty	-	0	7	53.8	2	15.4	-	0	-	0	-	0	-	0
Lincoln	-	0	-	0	-	0	-	0	-	0	-	0	-	0
Long	-	0	5	125.0	-	0	-	0	-	0	1	25.0	-	0
Lowndes	-	0	42	85.2	1	2.0	1	2.0	-	0	6	12.2	4	8.1
Lumpkin	-	0	2	26.0	1	13.0	-	0	-	0	-	0	-	0
Macon	-	0	3	21.7	-	0	-	0	-	0	-	0	-	0
Madison	-	0	-	0	5	42.4	-	0	-	0	1	8.5	-	0
Marion	-	0	8	140.4	5	87.7	1	17.5	-	0	-	0	-	0
McDuffie	-	0	-	0	2	14.8	-	0	-	0	2	14.8	3	22.2
McIntosh	-	0	11	164.2	1	14.9	-	0	1	14.9	-	0	-	0
Meriwether	-	0	-	0	1	4.9	-	0	-	0	-	0	-	0
Miller	-	0	25	347.2	-	0	-	0	1	13.9	-	0	-	0
Mitchell	-	0	16	75.5	-	0	-	0	-	0	4	18.9	1	4.7
Monroe	-	0	-	0	1	9.3	1	9.3	-	0	1	9.3	2	18.5
Montgomery	-	0	9	136.4	-	0	-	0	-	0	-	0	-	0
Morgan	-	0	2	18.5	-	0	-	0	-	0	-	0	2	18.5
Murray	-	0	-	0	-	0	-	0	-	0	-	0	1	8.7
Muscogee	-	0	-	0	17	11.0	11	7.1	9	5.8	1	0.6	2	1.3
Newton	-	0	-	0	20	88.9	-	0	-	0	-	0	1	4.4
Oconee	-	0	-	0	-	0	-	0	-	0	-	0	-	0
Oglethorpe	-	0	-	0	-	0	-	0	-	0	-	0	-	0
Paulding	-	0	-	0	1	6.1	-	0	-	0	-	0	-	0
Peach	-	0	-	0	1	6.7	-	0	1	6.7	-	0	-	0
Pickens	-	0	4	42.1	7	73.7	-	0	-	0	-	0	-	0
Pierce	-	0	62	607.8	-	0	1	9.8	-	0	2	19.6	-	0
Pike	-	0	1	13.3	3	40.0	-	0	-	0	-	0	1	13.3
Polk	-	0	-	0	2	6.9	1	3.4	1	3.4	-	0	-	0
Pulaski	-	0	2	23.3	-	0	1	11.6	-	0	3	34.9	2	23.3
Putnam	-	0	-	0	-	0	-	0	-	0	1	12.2	-	0
Quitman	-	0	-	0	-	0	-	0	-	0	-	0	-	0
Rabun	-	0	-	0	-	0	-	0	-	0	1	12.7	1	12.7
Randolph	-	0	5	44.6	-	0	-	0	1	8.9	-	0	-	0
Richmond	-	0	-	0	16	10.9	1	0.7	2	1.4	14	9.5	10	6.8
Rockdale	-	0	-	0	8	49.7	-	0	-	0	-	0	3	18.6
Schley	-	0	-	0	-	0	-	0	-	0	-	0	-	0
Screven	-	0	16	104.6	2	13.1	-	0	-	0	1	6.5	3	19.6
Seminole	-	0	6	83.3	1	13.9	-	0	-	0	1	13.9	-	0
Spalding	-	0	1	2.6	1	2.6	1	2.6	-	0	2	5.2	3	7.9
Stephens	-	0	5	25.6	-	0	-	0	-	0	1	5.1	-	0
Stewart	-	0	-	0	-	0	-	0	-	0	-	0	-	0
Sumter	-	0	4	15.4	9	34.6	2	7.7	-	0	1	3.8	-	0
Talbot	-	0	-	0	-	0	-	0	-	0	-	0	-	0
Taliaferro	-	0	-	0	-	0	-	0	-	0	-	0	-	0
Tattnall	-	0	30	212.8	1	7.1	1	7.1	-	0	-	0	-	0
Taylor	-	0	4	46.5	-	0	-	0	-	0	-	0	-	0
Telfair	-	0	22	177.4	2	16.1	-	0	-	0	4	32.3	-	0
Terrell	-	0	2	14.7	2	14.7	-	0	-	0	2	14.7	3	22.1
Thomas	-	0	42	114.1	-	0	1	2.7	-	0	1	2.7	2	5.4
Tift	-	0	27	106.3	-	0	-	0	-	0	20	78.7	10	39.4
Toombs	-	0	59	326.0	1	5.5	-	0	-	0	-	0	-	0
Towns	-	0	-	0	2	42.6	-	0	-	0	-	0	-	0
Treutlen	-	0	19	306.5	-	0	-	0	-	0	-	0	1	16.1
Troup	-	0	-	0	7	14.8	-	0	1	2.1	1	2.1	1	2.1
Turner	-	0	14	157.3	1	11.2	-	0	-	0	3	33.7	15	168.5
Twiggs	-	0	4	46.5	-	0	-	0	-	0	4	46.5	6	69.8
Union	-	0	-	0	-	0	-	0	-	0	-	0	-	0
Upson	-	0	-	0	1	4.0	-	0	-	0	-	0	-	0
Walker	-	0	-	0	8	14.9	3	5.6	-	0	-	0	-	0
Walton	-	0	-	0	25	114.2	1	4.6	1	4.6	-	0	1	1.9
Ware	-	0	162	461.5	-	0	2	5.7	2	5.7	3	8.5	3	8.5
Warren	-	0	1	13.0	4	51.9	-	0	-	0	-	0	-	0
Washington	-	0	-	0	5	25.3	-	0	-	0	1	5.1	1	5.1
Wayne	-	0	49	251.3	1	5.1	-	0	-	0	1	5.1	-	0
Webster	-	0	-	0	-	0	-	0	-	0	-	0	-	0
Wheeler	-	0	30	545.5	-	0	-	0	-	0	-	0	-	0
White	-	0	-	0	3	40.5	-	0	-	0	-	0	1	18.2
Whitfield	-	0	1	1.9	34	64.4	-	0	2	3.8	1	1.9	7	13.3
Wilcox	-	0	7	87.5	-	0	-	0	-	0	-	0	1	12.5
Wilkes	-	0	-	0	-	0	-	0	-	0	-	0	1	9.0
Wilkinson	-	0	22	224.5	-	0	-	0	-	0	-	0	6	61.2
Worth	-	0	40	224.7	2	11.2	-	0	1	5.6	2	11.2	-	0
Military Institutions	-	0	-	0	18	5.8	3	0	16	0	2	11.5	10	57.8

TABLE VI

REPORTED TUBERCULOSIS CASES AND DEATHS, BY COUNTY AND RACE,  
WITH RATES PER 100,000 POPULATION, GEORGIA, 1967

County	Cases (Occurrence Data)						Deaths (Resident Data)					
	Number			Rate			Number			Rate		
	Total	White	Non-White	Total	White	Non-White	Total	White	Non-White	Total	White	Non-White
TOTAL	1,223*	563	656	27.1	17.4	51.2	135	65	70	3.0	2.0	5.5
Appling	1	-	1	7.1	0	30.3	-	-	-	0	0	0
Atkinson	1	-	1	14.9	0	50.0	-	-	-	0	0	0
Bacon	2	1	1	22.7	13.2	83.3	1	1	-	11.4	13.2	0
Baker	-	-	-	0	0	0	-	-	-	0	0	0
Baldwin	7*	3	3	24.8	16.4	30.3	-	-	-	0	0	0
Banks	3	3	-	45.5	48.4	0	-	-	-	0	0	0
Barrow	4	3	1	26.3	24.2	35.7	-	-	-	0	0	0
Bartow	13	8	5	39.4	28.9	94.3	1	1	-	3.0	3.6	0
Ben Hill	3	1	2	21.7	11.0	42.6	-	-	-	0	0	0
Berrien	2	2	-	15.9	18.9	0	-	-	-	0	0	0
Bibb	59	22	37	39.7	23.7	66.4	2	1	1	1.3	1.1	1.8
Bleckley	-	-	-	0	0	0	-	-	-	0	0	0
Brantley	1	1	-	16.1	18.5	0	-	-	-	0	0	0
Brooks	3	1	2	18.9	12.7	25.0	-	-	-	0	0	0
Bryan	4	3	1	58.8	69.8	40.0	-	-	-	0	0	0
Bulloch	4	3	1	15.5	18.8	10.2	1	-	1	3.9	0	10.2
Burke	12	2	10	55.3	28.2	68.5	3	2	1	13.8	28.2	6.8
Butts	4	-	4	42.6	0	87.0	-	-	-	0	0	0
Calhoun	2	1	1	26.0	38.5	19.6	2	-	2	26.0	0	39.2
Camden	1	-	1	9.2	0	23.3	-	-	-	0	0	0
Candler	3	2	1	43.5	45.5	40.0	1	-	1	14.5	0	40.0
Carroll	7	3	4	17.0	9.0	50.0	1	1	-	2.4	3.0	0
Catoosa	5	5	-	21.7	22.0	0	-	-	-	0	0	0
Charlton	3	1	2	50.8	25.0	105.3	-	-	-	0	0	0
Chatham	86	23	63	48.7	21.9	87.9	6	1	5	3.4	1.0	7.0
Chattahoochee	1	-	1	66.7	0	142.9	-	-	-	0	0	0
Chattooga	10	10	-	47.2	52.1	0	3	3	-	14.2	15.6	0
Cherokee	5	5	-	20.2	21.0	0	1	1	-	4.0	4.2	0
Clarke	12	3	9	25.1	8.5	70.9	3	2	1	6.3	5.7	7.9
Clay	-	-	-	0	0	0	-	-	-	0	0	0
Clayton	14	10	4	18.0	13.8	72.7	-	-	-	0	0	0
Clinch	3	1	2	41.7	22.7	71.4	-	-	-	0	0	0
Cobb	28	20	8	16.6	12.6	82.5	2	1	1	1.2	0.6	10.3
Coffee	4	4	-	16.9	23.4	0	-	-	-	0	0	0
Colquitt	10	5	5	29.9	20.2	57.5	1	1	-	3.0	4.0	0
Columbia	4	2	2	18.9	12.4	39.2	1	-	1	4.7	0	19.6
Cook	2	1	1	15.6	11.2	25.6	-	-	-	0	0	0
Coweta	7	3	4	21.7	14.1	36.7	1	1	-	3.1	4.7	0
Crawford	3	1	2	49.2	41.7	54.1	-	-	-	0	0	0
Crisp	5	1	4	26.9	9.5	49.4	2	-	2	10.8	0	24.7
Dade	3	3	-	31.9	32.6	0	-	-	-	0	0	0
Dawson	-	-	-	0	0	...	-	-	-	0	0	...
Decatur	5	2	3	22.3	17.5	27.3	-	-	-	0	0	0
DeKalb	82	49	33	21.8	13.9	135.8	5	4	1	1.3	1.1	4.1
Dodge	2	1	1	11.7	8.2	20.4	1	-	1	5.8	0	20.4
Dooly	2	1	1	16.8	18.5	15.4	1	-	1	8.4	0	15.4
Dougherty	15	4	11	18.4	7.3	41.0	1	-	1	1.2	0	3.7
Douglas	2	1	1	8.6	5.0	31.3	-	-	-	0	0	0
Early	1	-	1	7.2	0	13.5	-	-	-	0	0	0
Echols	-	-	-	0	0	0	-	-	-	0	0	0
Effingham	-	-	-	0	0	0	-	-	-	0	0	0
Elbert	6	2	4	32.3	16.4	62.5	2	1	1	10.8	8.2	15.6
Emanuel	4	3	1	21.3	24.0	15.9	2	2	-	10.6	16.0	0
Evans	-	-	-	0	0	0	-	-	-	0	0	0
Fannin	3	3	-	21.4	21.4	...	-	-	-	0	0	...
Fayette	2	1	1	23.3	16.7	38.5	-	-	-	0	0	0
Floyd	32	23	9	45.2	38.7	79.6	4	3	1	5.6	5.0	8.8
Forsyth	-	-	-	0	0	...	-	-	-	0	0	...
Franklin	-	-	-	0	0	0	-	-	-	0	0	0
Fulton	276*	81	193	45.7	22.7	78.4	32	12	20	5.3	3.4	8.1
Gilmer	3	3	-	32.3	32.3	...	-	-	-	0	0	...
Glascocock	-	-	-	0	0	0	-	-	-	0	0	0
Glynn	3	1	2	6.0	2.7	16.3	1	-	1	2.0	0	8.1
Gordon	8	7	1	38.6	36.1	76.9	1	1	-	4.8	5.2	0
Grady	1	-	1	5.3	0	13.9	3	3	-	15.8	25.4	0
Greene	1	-	1	8.8	0	16.4	-	-	-	0	0	0
Gwinnett	5	4	1	8.6	7.4	23.8	-	-	-	0	0	0
Habersham	5	5	-	25.8	27.0	0	-	-	-	0	0	0
Hall	22	5	17	38.9	10.0	261.5	-	-	-	0	0	0
Hancock	3	-	3	28.6	0	37.5	-	-	-	0	0	0
Haralson	8	7	1	52.6	50.0	83.3	-	-	-	0	0	0
Harris	-	-	-	0	0	0	-	-	-	0	0	0
Hart	2	1	1	12.7	8.3	26.3	-	-	-	0	0	0
Heard	-	-	-	0	0	0	-	-	-	0	0	0
Henry	3	-	3	12.0	0	31.3	-	-	-	0	0	0
Houston	8	7	1	16.6	18.2	10.1	1	1	-	2.1	2.6	0
Irwin	1	1	-	10.3	16.9	0	-	-	-	0	0	0
Jackson	5	4	1	25.5	23.5	38.5	-	-	-	0	0	0
Jasper	-	-	-	0	0	0	-	-	-	0	0	0

TABLE VI

REPORTED TUBERCULOSIS CASES AND DEATHS, BY COUNTY AND RACE,  
WITH RATES PER 100,000 POPULATION, GEORGIA, 1967 (CONT'D.)

County	Cases (Occurrence Data)						Deaths (Resident Data)					
	Number			Rate			Number			Rate		
	Total	White	Non-White	Total	White	Non-White	Total	White	Non-White	Total	White	Non-White
Jeff Davis	-	-	-	0	0	0	-	-	-	0	0	0
Jefferson	3	-	3	16.4	0	28.3	1	-	1	5.5	0	9.4
Jenkins	4	2	2	41.2	41.7	40.8	1	-	1	10.3	0	20.4
Johnson	3	1	2	35.3	18.2	66.7	-	-	-	0	0	0
Jones	2	1	1	17.7	15.6	20.4	-	-	-	0	0	0
Lamar	2	1	1	18.7	15.6	23.3	-	-	-	0	0	0
Lanier	-	-	-	0	0	0	-	-	-	0	0	0
Laurens	9	2	7	27.2	9.4	58.3	2	-	2	6.0	0	16.7
Lee	-	-	-	0	0	0	-	-	-	0	0	0
Liberty	3	1	2	23.1	14.3	33.3	2	-	2	15.4	0	33.3
Lincoln	2	1	1	33.3	32.3	34.5	-	-	-	0	0	0
Long	-	-	-	0	0	0	-	-	-	0	0	0
Lowndes	10	1	9	20.3	3.1	51.7	-	-	-	0	0	0
Lumpkin	2	2	-	26.0	26.3	0	-	-	-	0	0	0
Macon	4	1	3	29.0	20.0	34.1	-	-	-	0	0	0
Madison	1	1	-	8.5	10.5	0	-	-	-	0	0	0
Marion	1	-	1	17.5	0	28.6	-	-	-	0	0	0
McDuffie	3	1	2	22.2	13.0	34.5	-	-	-	0	0	0
McIntosh	1	-	1	14.9	0	26.3	-	-	-	0	0	0
Meriwether	3	2	1	14.8	19.6	9.9	-	-	-	0	0	0
Miller	2	1	1	27.8	20.0	45.5	1	-	1	13.9	0	45.5
Mitchell	5	2	3	23.6	20.0	26.8	2	1	1	9.4	10.0	8.9
Monroe	1	-	1	9.3	0	18.9	1	-	1	9.3	0	18.9
Montgomery	2	-	2	30.3	0	71.4	1	-	1	15.2	0	35.7
Morgan	-	-	-	0	0	0	-	-	-	0	0	0
Murray	3	3	-	26.3	26.5	0	-	-	-	0	0	0
Muscogee	40	20	20	25.9	17.6	48.8	5	2	3	3.2	1.8	7.3
Newton	8	3	5	35.6	20.4	64.1	1	1	-	4.4	6.8	0
Oconee	-	-	-	0	0	0	-	-	-	0	0	0
Oglethorpe	2	2	-	25.0	46.5	0	-	-	-	0	0	0
Paulding	2	1	1	12.1	6.8	58.8	-	-	-	0	0	0
Peach	2	1	1	13.4	16.4	11.4	-	-	-	0	0	0
Pickens	-	-	-	0	0	0	-	-	-	0	0	0
Pierce	5	3	2	49.0	38.0	87.0	-	-	-	0	0	0
Pike	2	-	2	26.7	0	57.1	-	-	-	0	0	0
Polk	7	6	1	24.1	25.0	19.6	3	1	2	10.3	4.2	39.2
Pulaski	2	2	-	23.3	41.7	0	-	-	-	0	0	0
Putnam	2	2	-	24.4	54.1	0	-	-	-	0	0	0
Quitman	-	-	-	0	0	0	1	-	1	40.0	0	58.8
Rabun	3	3	-	38.0	38.5	0	-	-	-	0	0	0
Randolph	-	-	-	0	0	0	-	-	-	0	0	0
Richmond	66	26	40	44.8	26.3	83.0	8	6	2	5.4	6.1	4.1
Rockdale	6	4	2	37.3	33.3	48.8	-	-	-	0	0	0
Schley	-	-	-	0	0	0	-	-	-	0	0	0
Screven	9	2	7	58.8	28.2	85.4	-	-	-	0	0	0
Seminole	-	-	-	0	0	0	-	-	-	0	0	0
Spalding	12	3	9	31.5	11.9	70.3	-	-	-	0	0	0
Stephens	-	-	-	0	0	0	1	-	1	5.1	0	38.5
Stewart	2	1	1	26.7	47.6	18.5	-	-	-	0	0	0
Sumter	2	2	-	7.7	16.4	0	1	-	1	3.8	0	7.2
Talbot	-	-	-	0	0	0	-	-	-	0	0	0
Taliaferro	-	-	-	0	0	0	-	-	-	0	0	0
Tattnall	4	2	2	28.4	20.0	48.8	1	1	-	7.1	10.0	0
Taylor	2	-	2	23.3	0	47.6	1	-	1	11.6	0	23.8
Telfair	2	2	-	16.1	24.7	0	-	-	-	0	0	0
Terrell	-	-	-	0	0	0	-	-	-	0	0	0
Thomas	5	3	2	13.6	14.2	12.8	1	-	1	2.7	0	6.4
Tift	4	4	-	15.7	22.7	0	1	-	1	3.9	0	12.8
Toombs	3	2	1	16.6	15.5	19.2	-	-	-	0	0	0
Towns	-	-	-	0	0	0	-	-	-	0	0	0
Treutlen	-	-	-	0	0	0	-	-	-	0	0	0
Troup	16	3	13	33.8	10.1	73.9	2	1	1	4.2	3.4	5.7
Turner	-	-	-	0	0	0	-	-	-	0	0	0
Twiggs	3	1	2	34.9	29.4	38.5	-	-	-	0	0	0
Union	2	2	-	29.0	29.0	0	-	-	-	0	0	0
Upson	3	3	-	12.0	16.9	0	-	-	-	0	0	0
Walker	19	18	1	35.4	35.6	32.3	1	1	-	1.9	2.0	0
Walton	3	1	2	13.7	6.7	29.0	-	-	-	0	0	0
Ware	6	3	3	17.1	11.3	34.9	2	2	-	5.7	7.5	0
Warren	-	-	-	0	0	0	-	-	-	0	0	0
Washington	2	1	1	10.1	12.2	8.6	-	-	-	0	0	0
Wayne	5	3	2	25.6	19.6	47.6	-	-	-	0	0	0
Webster	2	-	2	60.6	0	90.9	1	-	1	30.3	0	45.5
Wheeler	-	-	-	0	0	0	-	-	-	0	0	0
White	2	2	-	27.0	28.2	0	-	-	-	0	0	0
Whitfield	21*	20	-	39.8	39.8	0	6	5	1	11.4	10.0	38.5
Wilcox	-	-	-	0	0	0	-	-	-	0	0	0
Wilkes	2	2	-	18.0	37.0	0	-	-	-	0	0	0
Wilkinson	-	-	-	0	0	0	1	1	-	10.2	20.0	0
Worth	1	-	1	5.6	0	11.4	1	-	1	5.6	0	11.4
Institutions	27	14	13	---	---	---	---	---	---	---	---	---

\* Includes 4 of unknown race, 2 in Fulton County and 1 each in Baldwin and Whitfield Counties.

