


Carl Taylor

Joseph A. Smith
Family Planning Evaluation Activities

Georgia
Vital and Morbidity
Statistics
1966 Revised Edition



Georgia Department of Public Health

47 TRINITY AVE., S. W., ATLANTA, GEORGIA 30334



GEORGIA VITAL AND MORBIDITY
STATISTICS

Part 1 - Vital Statistics

Part 2 - Morbidity Statistics

1966

DEPARTMENT OF PUBLIC HEALTH

STATE OF GEORGIA

ATLANTA

700 - 10 - 67

Revised 12-67

First edition should be destroyed.

STATE OF GEORGIA



PART 1 - VITAL STATISTICS

TABLE OF CONTENTS

	Page
SYMBOLS USED IN THIS REPORT	viii
INTRODUCTION	ix
SOME FACTORS INFLUENCING VITAL STATISTICS	x-xii
Sources of data	x
Completeness of registration	x-xi
Accuracy and completeness of reporting items on certificates ...	xii
Socio-economic status	xii
Population, race and age trends	xii-xiii
Average age at death	xiii
Military events	xiii
DISCUSSION OF 1966 STATISTICS	xiv-xxiii
Population	xiv
Physicians	xiv
Marriages and divorces	xiv-xv
Fetal deaths	xv-xvi
Live births	xvi-xviii
Births to unwed mothers	xviii
Immature births	xix
Deaths from immaturity	xix-xx
Infant deaths	xx
Neonatal deaths	xx
Maternal deaths	xxi
Deaths, all ages	xxi-xxii
Deaths by age groups	xxii-xxiii

FIGURES

Figure	Page
1. Live birth rates adjusted for underregistration, Georgia, 1940-1966	xi
2. Live birth and death rates, by race, Georgia, 1935-1966	xiii
3. Immature birth rates, 1947-1966, and death rates from immaturity by race, Georgia, 1935-1966.....	xix
4. Infant and neonatal death rates by race, Georgia, 1935-1966	xx
5. Maternal death ratio by race, Georgia, 1935-1966.....	xxi

TEXT TABLES

Table	Page
1. Estimates of birth registration completeness, by place of occurrence, Georgia, 1950-1966	x
2. Population by race and residence, Georgia, 1950 and 1960 Censuses and July 1, 1966 Estimate	xiv
3. Marriages by residence of bride and groom, Georgia, 1966	xv
4. Fetal deaths by race, place of occurrence, attendant and length of gestation, Georgia, 1966	xvi
5. Live birth rates, Georgia, 1940-1966	xviii
6. Death rates per 100,000 population for Georgia and United States and death rates adjusted for age, and race, Georgia, 1950 - and - 1960 - 1966	xxii

GENERAL TABLES

I. Selected vital events, number and rate and per cent occurring in hospitals by race, urban and rural, Georgia, 1966	1
II. Deaths, all causes, number and rate per 1,000 population by race, age and sex, Georgia, 1966	1
III. Summary of selected vital statistics, Georgia, 1937-1966	2-4
IV. Live births by age of parents, Georgia, 1966	5
V. Live births to unwed mothers, number and rate per 1,000 live births, by age of mother, Georgia, 1966	5
VI-A. Important causes of death, number and rate per 100,000 population, in specified age groups by race, Georgia, 1966	6-9
VI-B. Important causes of death, number and per cent, in specified age groups, Georgia, 1966 (Charts)	10-12
VII. Deaths from heart diseases by type, by age, Georgia, 1966 ...	13
VIII. Deaths from cancer, by site, race, and sex, Georgia, 1966 ...	13

GENERAL TABLES (Cont'd.)

Table	Page
IX. Maternal deaths, number and ratio per 10,000 live births by race, Georgia, 1966	14
X. Infant deaths, number and rate per 1,000 live births by race, sex and age, Georgia, 1966	14
XI. Infant deaths, number and rate per 1,000 live births by race, by cause, Georgia, 1966	15
XII. Accidental deaths, number and rate, by type of accident, by age, Georgia, 1966	16
XIII. Vital statistics, by county and race, Georgia, 1966	17-96
XIV-A. Vital statistics, by cities with population of 75,000 or more, Georgia, 1966	97-99
XIV-B. Vital statistics, by cities with population of 10,000-74,999, Georgia, 1966	100-115
XIV-C. Vital statistics, by cities with population of 2,500-9,999, Georgia, 1966	116-154
XV. Number of physicians in private practice and average number of persons per physician, by county, Georgia, October 1, 1966	155
XVI-A. Estimated population, urban and rural, by race, by county and city, Georgia, July 1, 1966	156-157
XVI-B. Estimated population by race, sex and age, Georgia, July 1, 1966	158
XVII. Total population by census years by age and race, Georgia, 1920-1960	158
XVIII. Marriages, divorces, and annulments, by county of application, by race, Georgia, 1966	159-160
XIX. Marriages by race and age of bride by age of groom, Georgia, 1966	161

SYMBOLS USED IN THIS REPORT

- Quantity is zero in frequency table
- Data not available
- ... Rate or per cent not applicable
- 0.0 Rate or per cent more than zero but less than 0.05
- 0 Quantity is zero in rate table

INTRODUCTION

This report has been prepared annually since 1947. The format has varied from year to year as efforts are made to present the material in the most useful and concise manner. In 1953, a format which has proved useful over a period of years was introduced and is followed very closely in this report.

Most data for a county or city are together in one table. Counties are in alphabetical sequence and cities are in alphabetical sequence within population size groups. Detailed state data are included for the current year as well as several historical series for 1935-1966.

Most tabulations are based on births, deaths, fetal deaths, marriages and divorces recorded in the Vital Records Service and known births and deaths of Georgia residents which occurred outside of Georgia. Unless specifically stated otherwise, all data on births, deaths and fetal deaths are allocated to place of residence. Marriages are tabulated by place of issuance of licenses and divorces by place in which divorce is granted.

Population estimates and number of physicians by county are also included in this report.

Additional copies of most of the tables and more detailed tabulations of these and other health statistics are available. Address correspondence to:

Georgia Department of Public Health
Biostatistics Service
47 Trinity Avenue, S.W.
Atlanta, Georgia 30334

SOME FACTORS INFLUENCING VITAL STATISTICS

Sources of data

The data contained in this report are obtained primarily from certificates of births, deaths, fetal deaths, reports of divorces and annulments, and the marriage registry. Population estimates are compiled in the Biostatistics Service using births, deaths, and school enrollment figures and an intercounty migration factor as measures of increase or decrease, and the latest census count as a base. (Copies of these estimates with a description of method used are available upon request.)

Completeness of registration

In connection with the Census of Population Reports of 1940 and 1950, tests were made to determine the completeness of birth registration in each state. The 1950 test showed 94.6% of Georgia's births to be registered. The percentage of completeness varies from county to county and in some instances accounts for differences in rates which can result in misinterpretations of health statistics.

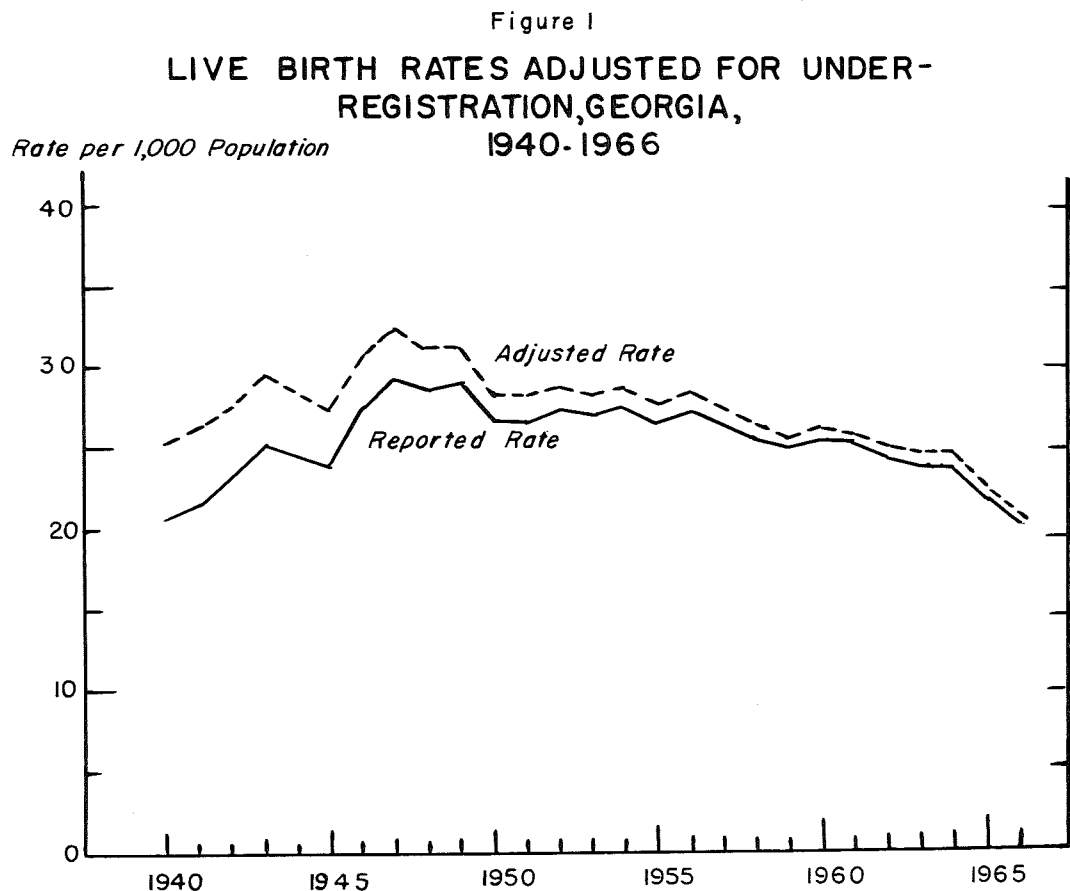
Estimates of completeness of birth registration for 1950-1966 are shown in Table 1. Percentage completeness of registration by race and place of delivery in 1950 was applied to reported births to obtain estimates for 1951-1966. The estimated increase since 1950 is due primarily to the increase in the proportion of births delivered in hospitals.

TABLE 1 - ESTIMATES OF BIRTH REGISTRATION COMPLETENESS, BY PLACE OF OCCURRENCE, GEORGIA, 1950-1966

<u>Year</u>	<u>Per Cent Completeness</u>
1950	94.6*
1951	95.1
1952	95.5
1953	95.7
1954	96.0
1955	96.2
1956	96.3
1957	96.4
1958	96.5
1959	96.6
1960	96.7
1961	96.7
1962	96.8
1963	96.9
1964	96.9
1965	96.9
1966	97.0

* Results of birth registration completeness tests.

Figure 1 shows live birth rates before and after correction for under-registration.



Very little study has been made on completeness of registration of other vital events. However, the statistics on these events do show certain indications concerning the quality of reporting.

It is felt that death registration, in general, is more complete than birth registration since it is necessary to file a death certificate in order to receive a burial permit. Completeness of death registration is probably poorest for infants who die soon after birth.

Fetal deaths are grossly underreported in Georgia. An increasing amount of attention is being focused on the relationship of late fetal and early infant deaths, and adequate analysis requires good reporting.

County ordinaries are required to report marriages to the Vital Records Service and completeness of reporting is believed to be good. Clerks of the Superior Courts are required by law to report divorces and annulments to the Vital Records Service.

Accuracy and completeness of reporting items on certificates

The accuracy and completeness of the reporting of events determine to a great extent the quality of statistics regarding such events.

Unanswered items on certificates result in "unknown" quantities which cannot be interpreted in the analysis of the data, and erroneously answered items create a bias in the data which will affect any conclusions made.

One of the most serious problems in birth and death registration is the allocation of data to urban or rural residence. When a residence is outside the corporate limits of a city and the city is shown as the address, the residence is classified as urban unless the person completing the certificate indicates that the residence is outside the city. This results in an over-allocation of events to urban areas with an under-allocation to rural areas and should be considered in analyzing rural and urban differences.

Socio-economic status

The socio-economic status of a population affects vital statistics in various ways.

Georgia's population is younger and includes a larger proportion of nonwhites than the United States as a whole. The average number of years of school completed and per capita incomes in Georgia have been lower than United States figures for many years.

Population, race and age trends

Georgia's recent population growth has been primarily in the white segment of the population. Since 1900, the nonwhite population has increased by only 8.8%, while the white population has risen 138.5%. The racial composition has increased from 53.2% white in 1900 to 71.4% in 1960 according to reports of the U. S. Census Bureau.

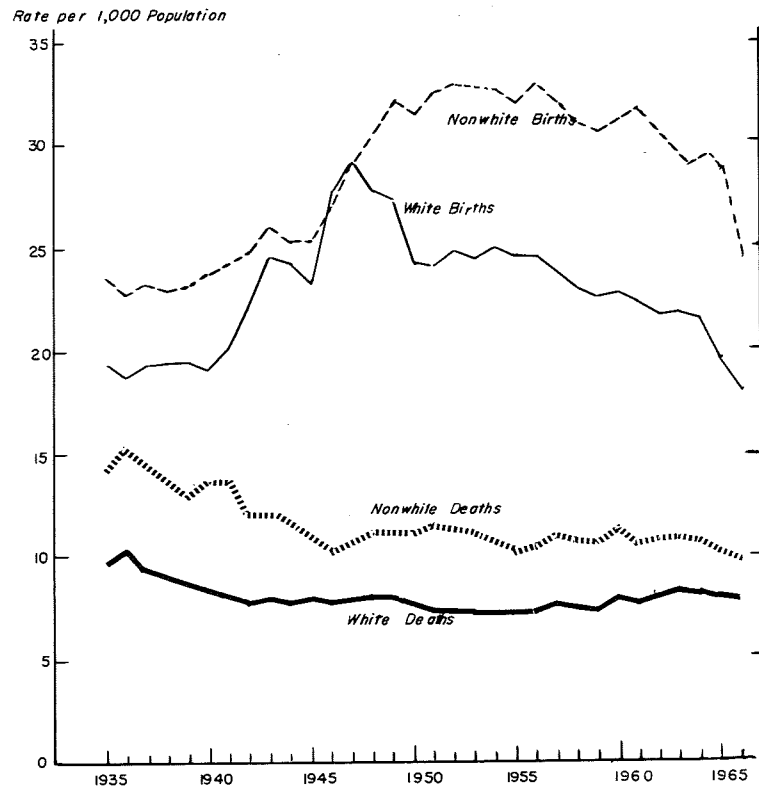
The urban segment of the population has increased 529.4% since 1900. As of the 1960 Census, the urban portion of the Georgia population comprised 55.3% of the total, compared to 15.6% in 1900. The white urban part has changed from 8.4% in 1900 to 38.9% in 1960, and the nonwhite urban part from 7.2% in 1900 to 16.4% in 1960.

A change has been taking place also in the age composition of Georgia's population. Whereas, the 1900 population was predominantly (62.6%) under 25 years of age, only 48.9% of the 1960 population was under 25 years. Those 65 years or over form 7.4% of the 1960 Census population, over twice the percentage for 1900. These changes are due in most part to the net increase in population, 1900-1960, being distributed 31.1% under 25 years, 56.0% 25-64 years, and 12.9% 65 years and over.

The basic factor in Georgia's population growth has been natural increase (the excess of births over deaths), which amounted to 50,911 persons for the year 1966. Figure 2 illustrates live birth and death rates, by race, for Georgia, 1935-1966. The difference between these two rates for a race is the rate of natural increase for that race.

Figure 2

LIVE BIRTH AND DEATH RATES, BY RACE,
GEORGIA, 1935-1966



Average age at death

The average age at death for the population as a whole has more than doubled since 1900 when it was only 27.2 years. At the end of the next 40 years (1940) the life span increased to 47.9 years and by 1966 had reached 59.3 years which is an increase in the last 25 years of 11.4 years.

Military events

Vital events occurring on military reservations are included in state totals, but excluded from county totals. The counties most affected by this procedure are Chattahoochee, Liberty, Muscogee and Richmond.

DISCUSSION OF 1966 STATISTICS

Population

The population for July 1, 1959, used in calculating rates for the 1959 data was over-estimated. This must be taken into consideration when analyzing 1959 rates.

The estimated population for Georgia, July 1, 1966, shows an increase of 29.5% over the Census count for Georgia, April 1, 1950. Approximately 80% of this increase occurred in the white population. (See Table 2)

Forty-five per cent of the white and 59% of the nonwhite population was urban July 1, 1966, compared with 39.1% and 43.7%, respectively, in 1950.

TABLE 2 - POPULATION BY RACE AND RESIDENCE, GEORGIA,
1950 and 1960 CENSUSES, AND JULY 1, 1966 ESTIMATE

	Total Population			Urban*		Rural	
	Total	White	Nonwhite	White	Nonwhite	White	Nonwhite
Estimate							
July 1, 1966	4,461,900	3,193,600	1,268,300	1,435,400	745,500	1,758,200	522,800
% Change Since 1950 Census	29.5	34.2	19.2	54.3	60.2	21.2	-12.7
U. S. Census							
April 1, 1960	3,943,116	2,817,233	1,125,893	1,285,332	617,099	1,531,891	508,794
% Change Since 1950 Census	14.5	18.3	5.8	38.2	32.6	5.6	-15.0
U. S. Census							
April 1, 1950	3,444,578	2,380,577	1,064,001	930,199	465,335	1,450,378	598,666

* "Urban" includes the population of incorporated places of 2,500 or more plus military personnel stationed in the state.

SOURCE: U. S. Census figures based on Census Bureau Reports.

Physicians

As of October 1, 1966, there were 3,666 physicians practicing in Georgia; of this number 2,947 were engaged in private practice, 470 were institutional physicians, 95 were in public health and 154 were retired. The ratio of civilians to physicians in private practice was 1 to 1,476. County totals for physicians in private practice are shown in Table XV.

Marriages and divorces

The 54,502 marriages reported in Georgia in 1966 represent a decrease of 1,035 from the 55,537 reported in 1965, with a concomitant decrease in rate from 12.7 in 1965 to 12.2 in 1966.

Table 3 shows marriages occurring in Georgia in 1966, by place of residence of the bride and groom. Approximately 32% of the persons married in Georgia in 1966 were residents of other states, as compared with 34% in 1965.

TABLE 3 - MARRIAGES BY RESIDENCE OF BRIDE AND GROOM, GEORGIA, 1966

<u>Resident of Georgia</u>	<u>Number</u>
Total Marriages	54,502
Bride and Groom	34,116
Bride	2,776
Groom	2,577
Neither	14,930
Not Stated	103

There were 12,865 divorces and 56 annulments reported in Georgia in 1966. Divorces increased by 863 over the 1965 total which resulted in a somewhat higher divorce rate of 2.9 per 1,000 population as compared with 2.8 for 1965.

Fetal deaths

A fetal death is defined as a product of conception of any length gestation that shows no sign of life after complete birth. Prior to 1954, only fetal deaths of "20 or more" weeks gestation were recorded, and were classified as stillbirths.

In 1954, a new procedure was initiated in which all products of conception, regardless of length of gestation, were recorded and classified as fetal deaths and were grouped according to length of gestation. The total of the two fetal death groupings, "20-27 weeks" and "28 weeks and over", corresponds to the figure given for stillbirths prior to 1954.

Table 4 shows the 2,430 fetal deaths reported in 1966 by race, place of occurrence, attendant and length of gestation. Two thousand, two hundred and forty-three, or 92% of the reported fetal deaths, occurred in hospitals in 1966. This is an increase of 1% over 1965.

TABLE 4 - FETAL DEATHS BY RACE, PLACE OF OCCURRENCE,
ATTENDANT AND LENGTH OF GESTATION, GEORGIA, 1966

Race and Length of Gestation	Total	Hospital				Non-Hospital			
		Total	Physician	Midwife	Other	Total	Physician	Midwife	Other
Total	2,430	2,243	2,240	2	1	187	86	75	26
Under 20 weeks	891	860	860	-	-	31	22	4	5
20-27 weeks	423	383	382	-	1	40	20	14	6
28 weeks & over	961	861	859	2	-	100	35	53	12
Unknown	155	139	139	-	-	16	9	4	3
White	1,475	1,451	1,451	-	-	24	16	3	5
Under 20 weeks	660	650	650	-	-	10	9	-	1
20-27 weeks	212	210	210	-	-	2	1	-	1
28 weeks & over	513	504	504	-	-	9	5	3	1
Unknown	90	87	87	-	-	3	1	-	2
Nonwhite	955	792	789	2	1	163	70	72	21
Under 20 weeks	231	210	210	-	-	21	13	4	4
20-27 weeks	211	173	172	-	1	38	19	14	5
28 weeks & over	448	357	355	2	-	91	30	50	11
Unknown	65	52	52	-	-	13	8	4	1

Live births

A live born infant is one who shows any evidence of life (breathing, heart beat, or movement of voluntary muscles) after complete birth.

In 1956, there were 102,643 live births recorded as occurring to residents of Georgia, the largest number on record for any one year. The number has declined steadily since that time, exclusive of 1960-61 when there was a slight increase over the previous year. In 1966, there were 89,376 live births recorded, a decrease of 4,960 from 1965. Table 5 shows live birth rates, 1940-1966, adjusted for incomplete registration, and Figure 1, page xi, graphically illustrates the information in this table.

A form is filled out for each live born child in Georgia and the degree of accuracy of the statistics on live births presented in this report is determined by the accuracy of the data supplied on this certificate.

A copy of the certificate which has been in use since January 1, 1959, is shown below.


CERTIFICATE OF LIVE BIRTH				State File No. _____		
GEORGIA DEPARTMENT OF PUBLIC HEALTH				Custodian's No. _____		
Division of Vital Records						
THIS CHILD	1. NAME OF CHILD (First) (Middle) (Last)					
	2. SEX MALE <input type="checkbox"/> FEMALE <input type="checkbox"/>	3. WEIGHT OF CHILD AT BIRTH Lbs. Ozs. Grams	4. HOUR OF BIRTH A. M. P. M.	5. DATE OF BIRTH		
	6. THIS BIRTH Single <input type="checkbox"/> Twin <input type="checkbox"/> Triplet <input type="checkbox"/>	7. IF TWIN OR TRIPLET, THIS CHILD BORN 1st <input type="checkbox"/> 2nd <input type="checkbox"/> 3rd <input type="checkbox"/>		8. IS CHILD ALIVE WHEN REPORT FILED? Yes <input type="checkbox"/> No <input type="checkbox"/>		
PLACE OF BIRTH	9. PLACE OF BIRTH—COUNTY		10. CITY OR TOWN		11. IN CITY LIMITS? Yes <input type="checkbox"/> No <input type="checkbox"/>	
	12. NAME OF HOSPITAL (If Not in a Hospital, Give Street Address or Rural Route—Do Not Give F. O. Box No.)					
FATHER OF CHILD	13. NAME OF FATHER (First) (Middle) (Last)					
	14. RACE	15. AGE AT TIME OF THIS BIRTH	16. BIRTHPLACE OF FATHER			
	17. USUAL OCCUPATION		18. KIND OF BUSINESS OR INDUSTRY			
MOTHER OF CHILD	19. MAIDEN NAME OF MOTHER (First) (Middle) (Last)					
	20. RACE	21. AGE AT TIME OF THIS BIRTH	22. BIRTHPLACE OF MOTHER	23. LENGTH OF PREGNANCY Completed Weeks		
	24. PREVIOUS DELIVERIES TO MOTHER (Do Not Include This Birth)		NUMBER OF OTHER CHILDREN NOW LIVING	NUMBER OF OTHER CHILDREN BORN ALIVE—NOW DEAD	NUMBER OF FETAL DEATHS OF ANY GESTATION AGE	
	25. USUAL RESIDENCE OF MOTHER—City or Town		26. COUNTY	27. STATE		
USUAL RESIDENCE OF MOTHER	28. ADDRESS—(Give Street Address or Rural Route Number)		29. IN CITY LIMITS? Yes <input type="checkbox"/> No <input type="checkbox"/>		30. IS RESIDENCE ON A FARM? Yes <input type="checkbox"/> No <input type="checkbox"/>	
	31. PARENT SIGN HERE 				32. RELATIONSHIP TO INFANT	
INFORMANT'S SIGNATURE	I hereby certify that this child was born alive on the date stated above.		33. ATTENDANT'S OWN SIGNATURE <input type="checkbox"/> M. D. <input type="checkbox"/> Midwife			
			34. ATTENDANT'S POST OFFICE ADDRESS		35. DATE SIGNED	
LOCAL REGISTRAR	36. LOCAL REGISTRAR'S OWN SIGNATURE			37. DATE FILED		
AMENDMENTS OR CORRECTIONS	38. DATE OF AMENDMENT OR CORRECTION		39. EVIDENCE USED			

TABLE 5 - LIVE BIRTH RATES, GEORGIA, 1940 - 1966

Year	Rate per 1,000 Population	
	Crude	Adjusted for Incomplete Registration
1940	20.7	25.5
1941	21.6	26.2
1942	23.1	27.5
1943	25.1	29.4
1944	24.7	28.5
1945	24.0	27.3
1946	27.4	30.7
1947	29.2	32.2
1948	28.6	31.1
1949	29.0	31.1
1950	26.7	28.2
1951	26.7	28.1
1952	27.3	28.6
1953	27.0	28.2
1954	27.3	28.4
1955	26.8	27.9
1956	27.1	28.1
1957	26.4	27.3
1958	25.4	26.2
1959	25.0	25.9
1960	25.2	26.1
1961	25.1	25.9
1962	24.2	25.0
1963	23.8	24.6
1964	23.8	24.6
1965	21.6	22.3
1966	20.0	20.6

Since 1928, nonwhite birth rates have been consistently higher than white birth rates. Rates for the nonwhite race showed a gradual increase from 1928 to 1950, while white rates remained fairly constant from 1928 to 1942 and increased rapidly from 1942 to 1950. The rates for both races leveled off in 1950 and remained fairly constant through 1957, but have shown a decided decrease since that year.

The white and nonwhite birth rates for 1966 are 18.1 and 24.9 per 1,000 population, respectively, (See Table I, page 1.)

In 1966, 92.4% of all live births (99.6% of the white and 79.2% of the nonwhite) occurred in hospitals, which represents an increase of 0.9% over the corresponding percentage for 1965 and can be mostly attributed to the increased percentage of nonwhite births (0.1% for white, 1.9% for nonwhite).

Births to unwed mothers

Prior to 1959, on the medical report the question was asked "Is mother married to father of the child?" For statistical purposes, the answer "no" indicated a birth to an unwed mother. This question has not been posed since 1958, but if the father's name does not appear on the birth certificate, the event is statistically classified as a birth to an unwed mother. This change should affect interpretation of rates for years after 1958. The total rate of 113.7 births to unwed mothers in 1966 represents an increase of 2.7 per 1,000 live births with the individual rates being 30.2 for the white and 266.9 for the nonwhite.

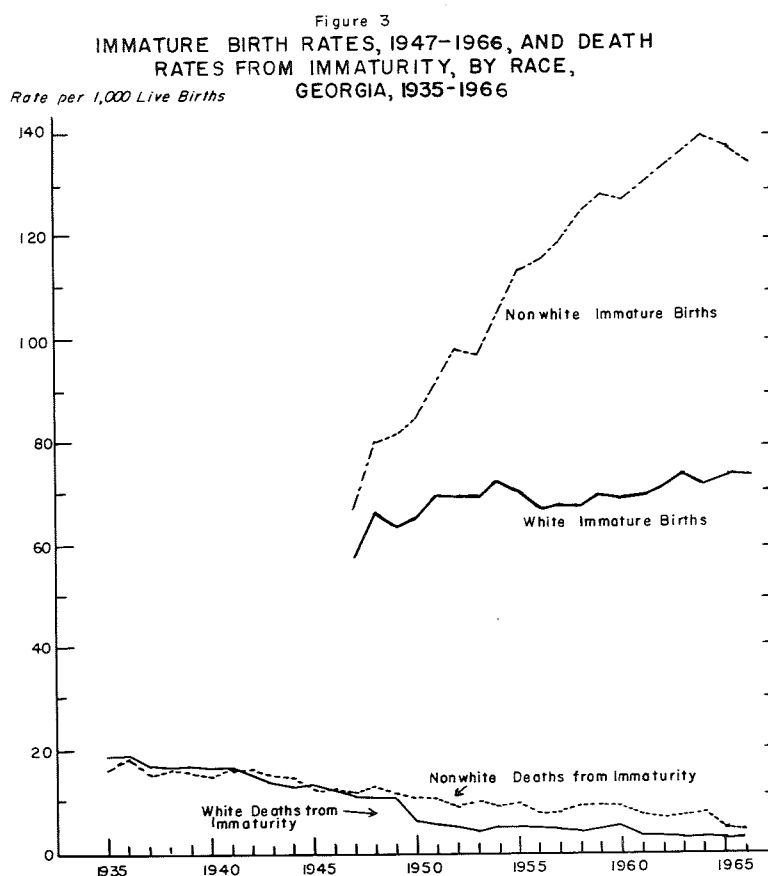
Immature births

An immature birth is defined as the birth of a live born infant with a weight of 5-1/2 pounds (2500 grams) or less. If weight is not specified, a live born infant whose period of gestation is less than 37 weeks is considered immature.

There were 8,476 immature births recorded in 1966, compared with 9,155 in 1965, with a change in rate from 97.0 per 1,000 live births in 1965 to 94.8 in 1966. This was a total decrease of 679, the white decreasing by 197 and the nonwhite by 482.

Deaths from immaturity

A death attributed to immaturity is one classified as "Immaturity with mention of other subsidiary causes" or "Immaturity unqualified" (Seventh Revision List Numbers 774 and 776, respectively).



Immaturity continues to be the leading cause of infant deaths in the State. In 1966, 372 infant deaths were attributed to immaturity, giving a rate of 4.2 per 1,000 live births. Both the number and rate reveal very little change from the previous year. Figure 3 shows immature birth rates by race for Georgia 1947-1966 and immature death rates 1935-1966.

Of the remaining 2,127 infant deaths, 555 were assigned to other causes with mention of immaturity. Thus, immaturity was associated with 37.1% of all infant deaths in 1966 as compared to 42.2% in 1965.

Infant deaths

An infant death is any death occurring during the first year of postnatal life. There were 2,499 infant deaths recorded in 1966, with a white rate of 20.4% per 1,000 live births and a nonwhite rate of 41.8. The ten leading causes of death in the under-one-year age group have remained constant during the previous six years with the exception of minor rank shifts.

Neonatal deaths

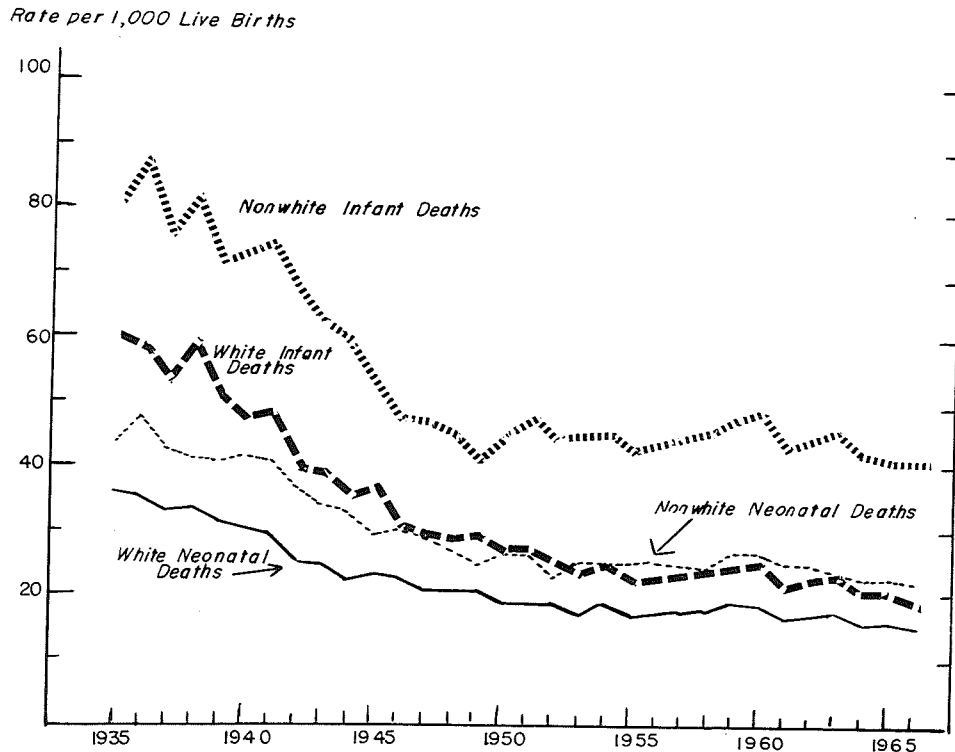
A death occurring during the first 28 days of life is classified as a neonatal death. The 1,557 neonatal deaths reported for 1966 comprise 62.3% of the total infant deaths for the year which shows a small decrease from the 64.1% in 1965.

Deaths in this age group in 1966 show a decrease in number and in rate for both the white and nonwhite. A 1.2% decrease in neonatal deaths from the 1965 total was the consequent result. Approximately 51% of all neonatal deaths occurred to infants under one day of age.

Figure 4 illustrates the trend of infant and neonatal death rates from 1935-1966.

Figure 4

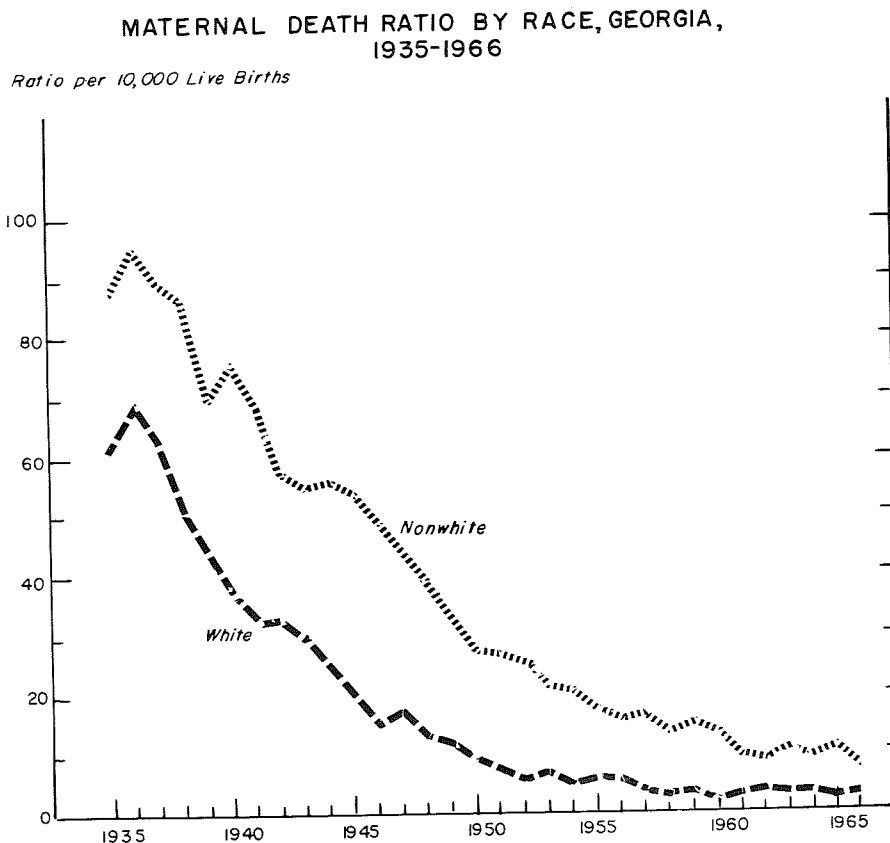
INFANT AND NEONATAL DEATH RATES BY RACE,
GEORGIA, 1935-1966



Maternal deaths

The term "maternal death" describes a death resulting from complications of pregnancy, childbirth or the puerperium. There were 41 such deaths reported for Georgia in 1966, a decrease of 8 from 1965. The rate dropped steadily from 1940 to 1962 reaching a low of 4.8 per 10,000 live births in 1962, but showed a slight incremental trend from 1963 with a rate of 5.2 in 1965. The decrease in numbers in 1966 is reflected in the rate of 4.6 per 10,000 live births, the lowest rate ever recorded in Georgia. Figure 5 shows maternal death rates for Georgia since 1935.

Figure 5



Deaths, all ages

The crude death rate has shown a continuous decrease since 1924 with only slight fluctuations. The rate for 1966 is 8.6 deaths per 1,000 population in comparison with 8.7 in 1965.

Deaths from heart disease, the leading cause of death in the nation as well as in Georgia, increase in number each year. In 1966, Georgia had 12,836 such deaths, with a rate of 287.7 per 100,000 population. This represents a 1.5% increase over the 1965 total figure of 12,645, but produces a slightly lower rate.

Table 6 shows death rates for Georgia adjusted for age and race. The direct method is used with the 1950 United States population as the standard for 1950-1959 and the 1960 United States population for 1960-66.¹

TABLE 6 - DEATH RATES PER 100,000 POPULATION FOR GEORGIA AND UNITED STATES, AND DEATH RATES ADJUSTED FOR AGE AND RACE, GEORGIA, 1950 - AND - 1960 - 1966

Year	Reported Death Rates						Georgia Rates Adjusted For:		
	United States			Georgia			Age & Race		Age Only
	Total	White	Nonwhite	Total	White	Nonwhite	Total	White	Nonwhite
1950	963.8	945.7	1119.4	880.6	767.8	1119.1	934.9	910.5	1144.4
1960	945.7	939.3	995.1	893.0	796.5	1135.3	959.8	937.1	1135.6
1961	930.0	925.8	963.1	857.8	778.4	1057.7	934.5	918.7	1056.4
1962	945.4	938.9	982.0	879.8	798.0	1089.0	957.0	940.5	1084.4
1963	961.9	954.3	1007.3	904.4	828.6	1092.2	988.3	975.5	1087.5
1964	939.7	935.5	971.6	887.9	813.3	1076.1	970.8	957.9	1070.2
1965	943.2	940.5	965.0	873.8	805.5	1045.8	961.3	951.1	1040.8
1966	954.2*	---	---	862.1	806.1	1002.9	957.9	952.8	997.4

* Estimated

Age adjusted death rates for the white race in Georgia are considerably higher than the unadjusted rates. On the other hand, nonwhite death rates show little change when adjusted for age. The variations between age adjusted and unadjusted rates seem to point up the differences in age stratification of the population in Georgia as compared with that of the United States as a whole.

Georgia's adjusted rates are not necessarily comparable with any rates for the United States, except those for 1950 and 1960, because of changes in the composition of the population of the United States between the two census years. To facilitate comparisons on an annual basis, the United States rates would have to be adjusted on the basis of the 1950 and 1960 population.

Deaths by age groups

Heart diseases (International List Code numbers 410-443) represent the leading cause of death in the 25-44 years, 45-64 years, and 65 years and over age groups.

Motor vehicle accidents were the leading cause of death in two age groups in 1966. They were responsible for 26% of all deaths occurring in the 5-14 years group which is slightly lower than the 27% in 1965; however, 41% of all deaths in the 15-24 years age group resulted from motor vehicle accidents and represents an increase of 4% in one year.

¹ This method is discussed in Vital Statistics Rates in the United States 1900-1940, pp. 66-69, U. S. Department of Commerce, Bureau of Census, Washington Government Printing Office, 1943.

Accidents other than motor vehicle accidents were the number one killer (20%) of children 1-4 years old in 1966, with pneumonia and influenza dropping to second place, and accounting for 16% of deaths in this age group.

Accidents other than motor vehicle accidents appear in the ten leading causes of death for every age category.

Deaths due to accidents of all types represent the leading cause of death for all age groups from one through 44 years of age in 1966.

Death by violence (all accidents, homicides and suicides) accounted for 71% of all deaths for those 15-24 years of age, 53% of those 5-14 years old, and 36% for those 25-44 years of age. The younger age groups, especially the 5-24 year olds, seem to be largely resistant to death from disease, but more likely to become involved in accidental fatalities than do the very young and the 25-44 aged groups. The age specific rate of deaths by violence per 100,000 population for the 15-24 years age group rose from 102.6 in 1965 to 110.9 in 1966; whereas, this rate remained fairly constant for the 25-44 years old group (100.5 in 1966).

(See Tables VI-A and VI-B)

A copy of the certificate used to record deaths is shown below:

REGISTRAR: CHECK CERTIFICATE CAREFULLY

Revised December 1, 1959

CERTIFICATE OF DEATH										State File No. _____			
BIRTH NO. _____			METHA Dist. No. _____			Custodian's No. _____							
1. NAME OF DECEASED (First) _____			(Middle) _____			(Last) _____			2. DATE OF DEATH (Month) _____ (Day) _____ (Year) _____				
3. PLACE OF DEATH (County) _____													
4. USUAL RESIDENCE (Where deceased lived, if institutional residence before admission)													
City or Town _____		In City Limits Yes <input type="checkbox"/> No <input type="checkbox"/>		LENGTH OF STAY (in this place) _____		State _____ County _____		In City Limits Yes <input type="checkbox"/> No <input type="checkbox"/>		LENGTH OF STAY (in this place) _____			
Name of Hosp. or Institution _____				LENGTH OF STAY _____		Street Address or R.F.D. and Box No. _____							
5. SEX _____		6. RACE _____		7. BIRTHPLACE (State or foreign country) _____		CITIZEN OF WHAT COUNTRY? _____		15. IS RESIDENCE ON FARM? Yes <input type="checkbox"/> No <input type="checkbox"/>		16. BURIAL REMOVAL <input type="checkbox"/> DATE _____ CREMATION <input type="checkbox"/>			
8. DATE OF BIRTH _____		9. AGE (In years) last birthday _____		IF UNDER 1 YEAR Months _____ Days _____		IF UNDER 24 HRS. Hours _____ Min. _____		NAME OF CEMETERY _____		LOCATION (City or Town) (County) (State) _____			
10. MARRIED <input type="checkbox"/> NEVER MARRIED <input type="checkbox"/> WIDOWED <input type="checkbox"/> DIVORCED <input type="checkbox"/> SEPARATED <input type="checkbox"/>						11. IF Married or Widowed Give Name of Spouse _____			17. EMBALMER'S SIGNATURE _____		LICENSE NO. _____		
11. USUAL OCCUPATION (Give kind of work done during most of working life, even if retired) _____						KIND OF BUSINESS OR INDUSTRY _____		18. MORTICIAN _____					
12. WAS DECEASED EVER IN U. S. ARMED FORCES? (Yes, no, or unknown) (If yes, give war or dates of service) _____						SOCIAL SECURITY NO. _____		19. MORTICIAN'S ADDRESS _____					
13. FATHER'S NAME _____						20. INFORMANT _____ Relationship _____							
14. MOTHER'S MAIDEN NAME _____						21. INFORMANT'S ADDRESS _____							
22. CAUSE OF DEATH (Enter only one cause per line for (a), (b), and (c).) PLEASE PRINT										INTERVAL BETWEEN ONSET AND DEATH		DO NOT WRITE IN THIS SPACE	
PART I. DEATH WAS CAUSED BY: IMMEDIATE CAUSE (a) _____												1. _____	
DUE TO (b) _____												2. _____	
DUE TO (c) _____												3. _____	
PART II. Other significant conditions contributing to death but not related to the terminal disease condition given in Part I (a) _____												4. _____	
23. AUTOPSY? Yes <input type="checkbox"/> No <input type="checkbox"/>												5. _____	
24. ACCIDENT <input type="checkbox"/>		PLACE OF INJURY (e.g., in or about home, farm, factory, street, office bldg., etc.) _____		INJURY OCCURRED While at Work <input type="checkbox"/> Not While at Work <input type="checkbox"/>		25. I hereby certify that I attended the deceased from _____ 19____ to _____ 19____ that I last saw the deceased alive on _____ 19____ and that death occurred at _____ m., from the causes and on the date stated above.							
(CITY OR TOWN) (COUNTY) (STATE) _____		TIME OF INJURY _____		(Month) (Day) (Year) (Hour) _____		26. SIGNATURE _____ Degree or Title _____							
HOW DID INJURY OCCUR? _____													
27. DATE REC'D BY LOCAL REG. _____			28. REGISTRAR'S SIGNATURE _____			ADDRESS _____			DATE SIGNED _____				
Georgia Department of Public Health Vital Records Service Atlanta 3, Georgia										ADM-53			

G E N E R A L T A B L E S

TABLE I - SELECTED VITAL EVENTS, NUMBER, RATE AND PER CENT OCCURRING IN HOSPITALS BY RACE, URBAN AND RURAL, GEORGIA, 1966

Event	State			Urban*			Rural		
	Total Both Races	White	Non-White	Total Both Races	White	Non-White	Total Both Races	White	Non-White
LIVE BIRTHS									
Number	89,376	57,855	31,521	44,141	25,969	18,172	45,235	31,886	13,349
Rate per 1,000 population	20.0	18.1	24.9	20.2	18.1	24.4	19.8	18.1	25.5
% occurring in hospital	92.4	99.6	79.2	95.2	99.7	88.7	89.6	99.5	66.2
DEATHS									
Number	38,465	25,745	12,720	20,584	12,530	8,054	17,881	13,215	4,666
Rate per 1,000 population	8.6	8.1	10.0	9.4	8.7	10.8	7.8	7.5	8.9
% occurring in hospital	60.7	66.0	49.9	61.9	67.7	52.9	59.3	64.4	44.8
FETAL DEATHS									
Number	2,430	1,475	955	1,261	713	548	1,169	762	407
Rate per 1,000 live births	27.2	25.5	30.3	28.6	27.5	30.2	25.8	23.9	30.5
% occurring in hospital	92.3	98.4	82.9	94.8	98.7	89.6	89.6	98.0	74.0
MATERNAL DEATHS									
Number	41	20	21	19	7	12	22	13	9
Rate per 10,000 live births	4.6	3.5	6.7	4.3	2.7	6.6	4.9	4.1	6.7
% occurring in hospital	75.6	75.0	76.2	78.9	71.4	83.3	72.7	76.9	66.7
INFANT DEATHS									
Number	2,499	1,180	1,319	1,346	605	741	1,153	575	578
Rate per 1,000 live births	28.0	20.4	41.8	30.5	23.3	40.8	25.5	18.0	43.3
% occurring in hospital	70.8	84.7	58.4	76.4	86.9	67.9	64.3	82.4	46.2
NEONATAL DEATHS									
Number	1,557	872	685	903	468	435	654	404	250
Rate per 1,000 live births	17.4	15.1	21.7	20.5	18.0	23.9	14.5	12.7	18.7
% occurring in hospital	90.0	97.0	81.0	92.8	96.8	88.5	86.1	97.3	68.0
POST-NEONATAL DEATHS									
Number	942	308	634	443	137	306	499	171	328
Rate per 1,000 live births	10.5	5.3	20.1	10.0	5.3	16.8	11.0	5.4	24.6
% occurring in hospital	39.2	50.0	33.9	43.1	53.3	38.6	35.7	47.4	29.6
IMMATURE BIRTHS									
Number	8,476	4,262	4,214	4,659	2,055	2,604	3,817	2,207	1,610
Rate per 1,000 live births	94.8	73.7	133.7	105.5	79.1	143.3	84.4	69.2	120.6
% occurring in hospital	91.5	99.5	83.5	94.4	99.6	90.4	88.0	99.5	72.3
DEATHS FROM IMMATUREITY									
Number	372	204	168	220	111	109	152	93	59
Rate per 1,000 live births	4.2	3.5	5.3	5.0	4.3	6.0	3.4	2.9	4.4
% occurring in hospital	92.2	99.5	83.3	94.1	99.1	89.0	89.5	100.0	72.9
LIVE BIRTHS TO UNWED MOTHERS									
Number	10,161	1,747	8,414	5,916	814	5,102	4,245	933	3,312
Rate per 1,000 live births	113.7	30.2	266.9	134.0	31.3	280.8	93.8	29.3	248.1
% occurring in hospital	78.9	98.4	74.8	86.7	98.3	84.8	68.0	98.5	59.5
MARRIAGES** (Place of Application)									
Number	54,502	43,678	10,823	---	---	---	---	---	---
Rate per 1,000 population	12.2	13.7	8.5	---	---	---	---	---	---
DIVORCES AND ANNULMENTS (Place of Occurrence)									
Number	12,921	---	---	---	---	---	---	---	---
Rate per 1,000 population	2.9	---	---	---	---	---	---	---	---

* Includes events occurring to residents of military reservations.

** Total includes 1 of unknown race.

TABLE II - DEATHS, ALL CAUSES, NUMBER AND RATE PER 1,000 POPULATION BY RACE, AGE AND SEX, GEORGIA, 1966

Age Group	Number					Rate Per 1,000 Population				
	Total	White		Nonwhite		Total	White		Nonwhite	
		Male	Female	Male	Female		Male	Female	Male	Female
All Ages	38,465	14,962	10,783	6,792	5,928	8.6	9.5	6.7	11.3	8.9
Under 1 year	2,499	680	500	722	597	22.9	18.9	14.3	38.0	30.9
1-4 years	469	130	97	115	127	1.1	0.9	0.7	1.6	1.7
5-14 years	479	174	117	124	64	0.5	0.5	0.4	0.8	0.4
15-24 years	1,070	498	185	253	134	1.6	2.0	0.8	2.6	1.3
25-34 years	1,056	395	161	308	192	1.8	1.8	0.7	4.8	2.5
35-44 years	2,117	795	375	508	439	3.7	3.7	1.7	8.2	5.8
45-54 years	4,526	1,895	809	1,018	804	9.4	10.7	4.4	18.0	12.1
55-64 years	6,989	3,019	1,362	1,436	1,172	21.5	26.4	10.5	39.8	26.0
65-74 years	8,583	3,502	2,244	1,459	1,378	38.9	49.4	24.6	59.1	41.0
75-84 years	7,312	2,846	3,149	601	716	80.7	102.4	76.2	66.0	57.7
85 years and over	3,334	1,023	1,780	237	294	186.3	217.7	219.6	112.9	98.0
Unknown age	31	5	4	11	11

TABLE III - SUMMARY OF SELECTED VITAL STATISTICS, GEORGIA, 1935 - 1966

Year	Livebirths						Deaths						Maternal Deaths*					
	Number			Rate			Number			Rate			Number			Ratio		
	Total	White	Non-white	Total	White	Non-white	Total	White	Non-white	Total	White	Non-white	Total	White	Non-white	Total	White	Non-white
1935	63,290	37,345	25,945	20.9	19.4	23.6	34,313	18,677	15,636	11.3	9.7	14.2	458	230	228	72.4	61.6	87.9
1936	61,617	36,320	25,297	20.2	18.7	22.9	37,293	20,156	17,137	12.2	10.4	15.5	491	251	240	79.7	69.1	94.9
1937	64,012	38,181	25,831	20.8	19.4	23.2	34,411	18,493	15,918	10.8	9.4	14.3	471	240	231	73.6	62.9	89.4
1938	64,307	38,613	25,694	20.7	19.5	23.0	33,617	18,109	15,508	10.8	9.1	13.9	421	198	223	65.5	51.3	86.8
1939	64,910	38,923	25,987	20.8	19.5	23.1	31,856	17,486	14,370	10.2	8.7	12.8	356	175	181	54.8	45.0	69.6
1940	64,695	38,911	25,784	20.7	19.1	23.8	32,296	17,324	14,972	10.3	8.5	13.8	342	146	196	52.9	37.5	76.0
1941	67,785	41,277	26,508	21.6	20.1	24.4	31,579	16,717	14,862	10.0	8.1	13.7	315	133	182	46.5	32.2	68.7
1942	72,189	45,192	26,997	23.1	22.2	24.9	28,807	15,820	12,987	9.2	7.8	12.0	299	146	153	41.4	32.3	56.7
1943	78,327	50,149	28,178	25.1	24.6	26.0	29,488	16,414	13,074	9.4	8.0	12.0	303	150	153	38.7	29.9	54.3
1944	77,018	49,464	27,554	24.7	24.3	25.4	28,803	16,118	12,685	9.2	7.9	11.7	276	122	154	35.8	24.7	55.9
1945	74,994	47,422	27,572	24.0	23.3	25.4	28,456	16,310	12,146	9.1	8.0	11.2	250	102	148	33.3	21.5	53.7
1946	85,699	56,354	29,345	27.4	27.6	27.0	27,405	16,160	11,245	8.8	7.9	10.4	229	85	144	26.7	15.1	49.1
1947	94,311	62,394	31,917	29.2	29.2	29.2	28,780	17,022	11,758	8.9	8.0	10.8	247	107	140	26.2	17.1	43.9
1948	91,604	59,601	33,003	28.6	27.7	30.5	29,309	17,083	12,226	9.2	8.1	11.3	208	78	130	22.7	13.3	39.4
1949	93,557	58,659	34,898	29.0	27.4	32.2	29,537	17,351	12,186	9.2	8.1	11.3	185	71	114	19.8	12.1	32.7
1950	92,099	57,003	35,096	26.7	24.3	31.6	30,416	18,005	12,411	8.8	7.7	11.2	150	55	95	16.3	9.6	27.1
1951	95,161	59,285	35,876	26.7	24.1	32.6	30,802	18,161	12,641	8.6	7.4	11.5	143	46	97	15.0	7.8	27.0
1952	97,130	61,439	35,691	27.3	24.9	33.0	30,622	18,310	12,312	8.6	7.4	11.4	128	36	92	13.2	5.9	25.8
1953	97,421	61,671	35,750	27.0	24.5	32.9	30,754	18,521	12,233	8.5	7.4	11.3	116	39	77	11.9	6.3	21.5
1954	100,191	64,392	35,799	27.3	25.0	32.7	30,555	18,863	11,693	8.3	7.3	10.7	106	31	75	10.9	4.8	21.0
1955	100,295	64,238	36,057	26.8	24.6	32.2	30,838	19,136	11,702	8.3	7.3	10.4	99	38	61	9.9	5.9	16.9
1956	102,643	65,642	37,001	27.1	24.6	33.0	31,582	19,830	11,752	8.3	7.4	10.5	95	36	59	9.3	5.5	15.9
1957	101,882	65,412	36,470	26.4	23.9	32.2	33,421	20,929	12,492	8.6	7.7	11.0	82	23	59	8.0	3.5	16.2
1958	99,780	64,097	35,683	25.4	23.0	31.2	33,249	21,044	12,205	8.5	7.5	10.7	64	16	48	6.4	2.5	13.5
1959	99,458	64,040	35,418	25.0	22.6	30.7	33,376	21,047	12,329	8.4	7.4	10.7	69	17	52	6.9	2.7	14.7
1960	99,707	64,419	35,288	25.2	22.8	31.3	35,324	22,526	12,798	8.9	8.0	11.4	60	12	48	6.0	1.9	13.6
1961	100,444	64,316	36,128	25.1	22.4	31.7	34,367	22,320	12,047	8.6	7.8	10.6	52	19	33	5.2	3.0	9.1
1962	99,047	63,778	35,269	24.2	21.7	30.6	36,051	23,504	12,547	8.8	8.0	10.9	48	19	29	4.8	3.0	8.2
1963	99,360	64,575	34,785	23.8	21.8	29.0	37,696	24,594	13,102	9.0	8.3	10.9	53	18	35	5.3	2.8	10.1
1964	100,581	65,093	35,488	23.8	21.5	29.6	37,512	24,607	12,905	8.9	8.1	10.8	57	22	35	5.7	3.4	9.9
1965	94,336	60,226	34,110	21.6	19.3	27.5	38,104	25,141	12,963	8.7	8.1	10.5	49	13	36	5.2	2.2	10.6
1966	89,376	57,855	31,521	20.0	18.1	24.9	38,465	25,745	12,720	8.6	8.1	10.0	41	20	21	4.6	3.5	6.7

Year	Infant Deaths						Fetal Deaths						Immature Births					
	Number			Rate			Number			Ratio			Number			Rate		
	Total	White	Non-white	Total	White	Non-white	Total	White	Non-white	Total	White	Non-white	Total	White	Non-white	Total	White	Non-white
1935	4,316	2,227	2,089	68.2	59.6	80.5	3,987	1,532	2,455	63.0	41.0	94.6						
1936	4,319	2,114	2,205	70.1	58.2	87.2	3,666	1,457	2,209	59.5	40.1	87.3						
1937	3,968	2,014	1,954	62.0	52.7	75.6	3,677	1,499	2,178	57.4	39.3	84.3						
1938	4,352	2,267	2,085	67.7	58.7	81.1	3,390	1,386	2,004	52.7	35.9	78.0						
1939	3,817	1,960	1,857	58.8	50.4	71.5	3,228	1,337	1,891	49.7	34.3	72.8						
1940	3,737	1,851	1,886	57.8	47.6	73.1	3,078	1,326	1,752	47.6	34.1	67.9						
1941	3,955	1,988	1,967	58.3	48.2	74.2	2,903	1,276	1,627	42.8	30.9	61.4						
1942	3,559	1,756	1,803	49.3	38.9	66.8	2,786	1,268	1,518	38.6	28.1	56.2						
1943	3,661	1,911	1,750	46.7	38.1	62.1	2,664	1,238	1,426	34.0	24.7	50.6						
1944	3,398	1,761	1,637	44.1	35.6	59.4	2,523	1,137	1,386	32.8	23.0	50.3						
1945	3,181	1,728	1,453	42.2	36.4	52.7	2,208	1,036	1,172	29.4	21.8	42.5						
1946	3,068	1,694	1,374	35.8	30.0	46.8	2,421	1,161	1,260	28.3	20.6	42.9						
1947	3,239	1,771	1,468	34.3	28.4	46.0	2,457	1,174	1,283	26.1	18.8	40.2	5,738	3,614	2,124	60.8	57.9	66.5
1948	3,150	1,661	1,489	34.4	28.3	45.1	2,408	1,109	1,299	26.3	18.9	39.4	6,508	3,870	2,638	71.0	66.0	79.9
1949	3,093	1,668	1,425	33.1	28.4	40.8	2,178	972	1,206	23.3	16.6	34.6	6,557	3,738	2,819	70.1	63.7	80.8
1950	3,081	1,518	1,563	33.5	26.6	44.5	2,026	885	1,141	22.0	15.5	32.5	6,645	3,697	2,948	72.2	64.9	84.0
1951	3,256	1,548	1,708	34.2	26.1	47.6	2,097	974	1,123	22.0	16.4	31.3	7,355	4,079	3,276	77.3	68.8	91.3
1952	3,158	1,567	1,591	32.5	25.5	44.6	1,992	853	1,139	20.5	13.9	31.9	7,683	4,202	3,481	79.1	68.4	97.5
1953	3,051	1,469	1,582	31.3	23.8	44.3	1,967	867	1,100	20.2	14.1	30.8	7,673	4,224	3,449	78.8	68.5	96.5
1954	3,155	1,562	1,593	31.5	24.3	44.5	3,950	2,239	1,711	39.4	34.8	47.8	8,382	4,641	3,741	83.7	72.1	104.5
1955	2,985	1,456	1,529	29.8	22.7	42.4	4,161	2,245	1,916	41.5	34.9	53.1	8,572	4,499	4,073	85.5	70.0	113.0
1956	3,087	1,478	1,609	30.1	22.5	43.5	3,734	2,065	1,669	36.4	31.5	45.1	8,662	4,412	4,250	84.4	67.2	114.9
1957	3,099	1,482	1,617	30.4	22.7	44.3	3,638	2,080	1,558	35.7	31.8	42.7	8,752	4,441	4,311	85.9	67.9	118.2
1958	3,103	1,510	1,593	31.1	23.6	44.6	3,333	1,921	1,412	33.4	30.0	39.6	8,778	4,353	4,425	88.0	67.9	124.0
1959	3,233	1,555	1,678	32.5	24.3	47.4	3,621	2,173	1,448	36.4	33.9	40.9	8,998	4,466	4,532	90.5	69.7	128.0
1960	3,282	1,582	1,700	32.9	24.6	48.2	3,502	2,102	1,400	35.1	32.6	39.7	8,899	4,422	4,477	89.3	68.6	126.9
1961	2,950	1,389	1,561	29.4	21.6	43.2	3,350	1,958	1,392	33.4	30.4	38.5	9,136	4,452	4,684	91.0	69.2	129.7
1962	2,986	1,418	1,568	30.1	22.2	44.5	3,300	2,034	1,266	33.3	31.9	35.9	9,221	4,547	4,674	93.1	71.3	132.5
1963	3,084	1,482	1,602	31.0	23.0	46.1	3,049	1,811	1,238	30.7	28.0	35.6	9,474	4,746	4,728	95.4	73.5	135.9
1964	2,932	1,426	1,506	29.2	21.9	42.4	3,040	1,754	1,286	30.2	26.9	36.2	9,603	4,660	4,943	95.5	71.6	139.3
1965	2,734	1,299	1,435	29.0	21.6	42.1	2,683	1,523	1,160	28.4	25.3	34.0	9,155	4,459	4,696	97.0	74.0	137.7
1966	2,499	1,180	1,319	28.0	20.4	41.8	2,430	1,475	955	27.2	25.5	30.3	8,476	4,262	4,214	94.8	73.7	133.7

See notes at bottom of page 3.

TABLE III - SUMMARY OF SELECTED VITAL STATISTICS, GEORGIA, 1935 - 1966 (CONT'D.)

Year	Deaths From Immaturity*						Live Births to Unwed Mothers						Neonatal Deaths					
	Number			Rate			Number			Rate			Number			Rate		
	Total	White	Non-white	Total	White	Non-white	Total	White	Non-white	Total	White	Non-white	Total	White	Non-white	Total	White	Non-white
1935	1,111	692	419	17.6	18.5	16.1	5,031	643	4,388	79.5	17.2	169.1	2,489	1,346	1,143	39.3	36.0	44.1
1936	1,145	680	465	18.6	18.7	18.4	4,878	598	4,280	79.2	16.5	169.2	2,492	1,288	1,204	40.4	35.5	47.6
1937	1,080	674	406	16.9	17.7	15.7	4,739	526	4,213	74.0	13.8	163.1	2,345	1,251	1,094	36.6	32.8	42.4
1938	1,061	647	414	16.5	16.8	16.1	4,724	580	4,144	73.5	15.0	161.3	2,369	1,301	1,068	36.8	33.7	41.6
1939	1,077	659	418	16.6	16.9	16.1	4,960	596	4,364	76.4	15.3	167.9	2,300	1,234	1,066	35.4	31.7	41.0
1940	1,017	635	382	15.7	16.3	14.8	5,046	565	4,481	78.0	14.5	173.8	2,267	1,187	1,080	35.0	30.5	41.9
1941	1,103	676	427	16.3	16.4	16.1	5,134	607	4,527	75.7	14.7	170.8	2,298	1,228	1,070	33.9	29.8	40.4
1942	1,094	659	435	15.2	14.6	16.1	5,038	578	4,460	69.8	12.8	165.2	2,149	1,170	979	29.8	25.9	36.3
1943	1,124	691	433	14.4	13.8	15.4	4,911	537	4,374	62.7	10.7	155.2	2,216	1,257	959	28.3	25.1	34.0
1944	1,056	641	415	13.7	13.0	15.1	4,885	592	4,293	63.4	12.0	155.8	2,024	1,111	913	26.3	22.5	33.1
1945	960	609	351	12.8	12.8	12.7	5,385	721	4,664	71.8	15.2	169.2	1,913	1,104	809	25.5	23.3	29.3
1946	1,035	676	359	12.1	12.0	12.2	5,289	681	4,608	61.7	12.1	157.0	2,143	1,262	881	25.0	22.4	30.0
1947	1,060	681	379	11.2	10.9	11.9	6,056	744	5,312	64.2	11.9	166.4	2,220	1,301	919	23.5	20.9	28.8
1948	1,052	636	416	11.5	10.9	12.6	6,240	730	5,510	68.1	12.5	166.0	2,099	1,186	913	22.9	20.2	27.7
1949	1,032	616	416	11.0	10.5	11.9	6,847	712	6,135	73.2	12.1	175.8	2,048	1,185	863	21.9	20.2	24.7
1950	719	343	376	7.8	6.0	10.7	7,633	779	6,854	82.9	13.7	195.3	2,028	1,090	938	22.0	19.1	26.7
1951	707	340	367	7.4	5.7	10.2	8,326	836	7,490	87.5	14.1	208.8	2,058	1,105	953	21.6	18.6	26.6
1952	645	323	322	6.6	5.3	9.0	8,080	789	7,291	83.2	12.8	204.3	1,984	1,135	849	20.4	18.5	23.8
1953	609	254	355	6.3	4.1	9.9	8,407	794	7,613	86.3	12.9	213.0	2,005	1,083	922	20.6	17.6	25.8
1954	618	301	317	6.2	4.7	8.9	8,967	960	8,007	89.5	14.9	223.7	2,106	1,186	920	21.0	18.4	25.7
1955	634	303	331	6.3	4.7	9.2	9,415	962	8,453	93.9	15.0	234.4	1,992	1,091	901	19.9	17.0	25.0
1956	573	300	273	5.6	4.6	7.4	9,916	988	8,928	96.6	15.1	241.3	2,098	1,141	957	20.4	17.4	25.9
1957	579	291	288	5.7	4.4	7.9	10,061	1,042	9,019	98.8	15.9	247.3	2,062	1,148	914	20.2	17.6	25.1
1958	558	259	299	5.6	4.0	8.4	10,247	1,114	9,133	102.7	17.4	255.9	2,046	1,150	896	20.5	17.9	25.1
1959	580	275	305	5.8	4.3	8.6	9,557	1,035	8,522	96.1	16.2	240.6	2,126	1,196	930	21.4	18.7	26.3
1960	601	302	299	6.0	4.7	8.5	9,584	1,163	8,421	96.1	18.1	238.6	2,121	1,187	934	21.3	18.4	26.5
1961	510	234	276	5.1	3.6	7.6	9,880	1,246	8,634	98.4	19.4	239.0	1,976	1,073	903	19.7	16.7	25.0
1962	462	230	232	4.7	3.6	6.6	9,742	1,177	8,565	98.4	18.5	242.8	1,927	1,058	869	19.5	16.6	24.6
1963	464	221	243	4.7	3.4	7.0	9,995	1,345	8,650	100.6	20.8	248.7	1,933	1,102	831	19.5	17.1	23.9
1964	492	238	254	4.9	3.7	7.2	10,324	1,474	8,850	102.6	22.6	249.3	1,880	1,051	829	18.7	16.1	23.4
1965	412	213	199	4.4	3.5	5.8	10,476	1,596	8,880	111.0	26.5	260.3	1,755	974	781	18.6	16.2	22.9
1966	372	204	168	4.2	3.5	5.3	10,161	1,747	8,414	113.7	30.2	266.9	1,557	872	685	17.4	15.1	21.7

NOTE: Prior to 1938 all events are by place of occurrence; beginning with 1938 events are by place of residence.

* Part of decrease from 1949 to 1950 is directly attributable to changes in classification of causes of death under the Sixth Revision of the International List of Diseases and Causes of Death.

** Prior to 1954 fetal deaths include only those of twenty or more weeks gestation.

Live birth and death rates are per 1,000 population, maternal death ratios are per 10,000 live births; all other rates and/or ratios are per 1,000 live births.

Not Available - Immature births are not available prior to 1947.

TABLE III - SUMMARY OF SELECTED VITAL STATISTICS, GEORGIA, 1935 - 1966 (CONT'D.)

Year	Post Neonatal Deaths						Marriages*						Divorces and Annulments	
	Number			Rate			Number			Rate			Number	Rate
	Total	White	Non-White	Total	White	Non-White	Total	White	Non-White	Total	White	Non-White		
1935	1,827	881	946	28.9	23.6	36.4								
1936	1,827	826	1,001	29.7	22.7	39.6								
1937	1,623	763	860	25.4	16.1	33.2								
1938	1,983	966	1,017	30.9	25.0	39.5								
1939	1,517	726	791	23.4	18.7	30.5								
1940	1,470	664	806	22.8	17.1	31.2								
1941	1,657	760	897	24.4	18.4	33.8								
1942	1,410	586	824	19.5	13.0	30.5								
1943	1,445	654	791	18.4	13.0	28.1								
1944	1,374	650	724	17.8	13.1	26.3								
1945	1,268	624	644	16.7	13.1	23.4								
1946	925	432	493	10.8	7.6	16.8								
1947	1,019	470	549	10.8	7.5	17.2								
1948	1,051	475	576	11.5	8.1	17.4								
1949	1,045	483	562	11.2	8.2	16.1								
1950	1,052	428	624	11.5	7.5	17.7								
1951	1,198	443	755	12.6	7.5	21.0								
1952	1,174	432	742	12.1	7.0	20.8								
1953	1,046	386	660	10.7	6.2	18.5	52,092	40,894	11,144	14.5	16.2	10.3	6,809	1.9
1954	1,049	376	673	10.5	5.9	18.8	51,698	41,149	10,495	14.1	16.0	9.6	7,041	1.9
1955	993	365	628	9.9	5.7	17.4	54,780	43,062	11,653	14.7	16.5	10.4	7,547	2.0
1956	989	337	652	9.7	5.1	17.6	52,221	41,398	10,769	13.8	15.5	9.6	7,751	2.0
1957	1,037	334	703	10.2	5.1	19.2	51,235	41,090	10,080	13.3	15.0	8.9	8,798	2.3
1958	1,057	360	697	10.6	5.7	19.5	47,219	37,863	9,304	12.0	13.6	8.1	7,975	2.0
1959	1,107	359	748	11.1	5.6	21.1	48,928	38,913	9,970	12.3	13.7	8.7	8,609	2.2
1960	1,161	395	766	11.6	6.2	21.7	49,448	39,400	9,983	12.5	13.9	8.9	8,930	2.3
1961	974	316	658	9.7	10.9	18.2	52,062	42,335	9,655	13.0	14.8	8.5	9,521	2.4
1962	1,059	360	699	10.6	5.6	19.9	53,553	43,334	10,162	13.1	14.7	8.8	9,841	2.4
1963	1,151	380	771	11.5	5.9	22.2	56,803	46,684	10,112	13.6	15.7	8.4	10,569	2.5
1964	1,052	375	677	10.4	5.8	19.0	60,228	49,691	10,535	14.3	16.4	8.8	11,312	2.7
1965	979	325	654	10.4	5.4	19.2	55,537	44,755	10,781	12.7	14.3	8.7	12,043	2.8
1966	942	308	634	10.5	5.3	20.1	54,502	43,678	10,823	12.2	13.7	8.5	12,921	2.9

* Race breakdown will not add to total due to events of unknown race.

TABLE IV - LIVE BIRTHS BY AGE OF PARENTS, GEORGIA, 1966

Age of Mother	AGE OF FATHER														Unknown Age
	Total	15 & Under	16-17	18-19	20-24	25-29	30-34	35-39	40-44	45-49	50-54	55-59	60-64	65 & Over	
TOTAL	89,376	6	455	4,387	25,804	22,252	12,801	7,406	3,634	1,447	523	208	69	64	10,320
15 & Under	1,555	2	90	290	252	28	1	3	3	-	-	1	-	-	885
16-17	6,594	3	260	1,627	2,362	259	50	15	8	3	2	1	1	3	2,000
18-19	13,411	-	85	1,962	7,560	1,261	205	58	18	8	5	1	1	-	2,247
20-24	32,076	1	19	491	14,464	11,188	2,191	563	203	83	30	11	4	3	2,825
25-29	19,150	-	1	13	1,027	8,673	5,895	1,643	473	157	71	33	9	6	1,149
30-34	9,945	-	-	2	112	702	3,966	3,094	956	280	115	42	15	10	651
35-39	5,074	-	-	1	17	117	450	1,886	1,448	484	150	71	22	23	405
40-44	1,408	-	-	-	1	15	34	137	507	383	132	39	15	16	129
45-49	111	-	-	-	1	2	-	2	16	48	17	9	2	3	11
Unknown Age	52	-	-	1	8	7	9	5	2	1	1	-	-	-	18

TABLE V - LIVE BIRTHS TO UNWED MOTHERS, NUMBER AND RATE PER 1,000 LIVE BIRTHS BY AGE OF MOTHER, GEORGIA, 1966

Age of Mother	Number			Rate		
	Total	White	Nonwhite	Total	White	Nonwhite
TOTAL	10,161	1,747	8,414	113.7	30.2	266.9
15 & Under	884	95	789	568.5	213.0	711.5
16-17	1,995	300	1,695	302.5	93.7	499.7
18-19	2,231	476	1,755	166.4	55.9	358.7
20-24	2,766	562	2,204	86.2	25.4	220.8
25-29	1,114	167	947	58.2	12.5	163.6
30-34	629	75	554	63.2	11.8	155.4
35-39	391	50	341	77.1	16.6	165.7
40-44	126	18	108	89.5	23.3	169.8
45-49	11	2	9	99.1	40.0	147.5
Unknown Age	14	2	12	269.2	142.9	315.8

TABLE VI-A - IMPORTANT CAUSES OF DEATH, NUMBER AND RATE IN SPECIFIED AGE GROUPS
BY RACE, GEORGIA, 1966

Rank	Age, Cause of Death and Seventh Revision of International List Number	Number			Rate per 100,000 Population		
		Total	White	Non-White	Total	White	Non-White
	<u>ALL AGES</u>						
	Total, all causes	38,465	25,745	12,720	862.1	806.1	1,002.9
1.	Heart diseases (410-443)	12,836	9,303	3,533	287.7	291.3	278.6
	Chronic Rheumatic heart disease (410-416)	161	119	42	3.6	3.7	3.3
	Arteriosclerotic and degenerative heart disease (420-422)	10,192	7,923	2,269	228.4	248.1	178.9
2.	Hypertensive heart disease (440-443)	1,528	728	800	34.2	22.8	63.1
	Vascular lesions affecting central nervous system (330-334)	5,484	3,347	2,137	122.9	104.8	168.5
3.	Malignant neoplasms including neoplasms of lymphatic and haematopoietic tissues (140-205)	5,267	3,874	1,393	118.0	121.3	109.8
	Leukemia and Aleukemia (204)	217	176	41	4.9	5.5	3.2
4.	Influenza and pneumonia (480-483, 490-493)	1,684	919	765	37.7	28.8	60.3
	Influenza (481-483)	64	25	39	1.4	0.8	3.1
	Pneumonia (490-493)	1,620	894	726	36.3	28.0	57.2
5.	Motor vehicle accidents (E810-E835)	1,555	1,176	379	34.9	36.8	29.9
6.	Accidents other than motor vehicle accidents (E800-E802, E840-E962)	1,419	889	530	31.8	27.8	41.8
7.	Diseases of the arteries (450-456)	929	643	286	20.8	20.1	22.5
	General arteriosclerosis (450)	626	417	209	14.0	13.1	16.5
	Aortic aneurysm specified as non-syphilitic and dissecting aneurysm (451)	210	166	44	4.7	5.2	3.5
8.	Other diseases of the respiratory system (470-475, 500-527)	855	640	215	19.2	20.0	17.0
	Emphysema without mention of bronchitis (527.1)	392	350	42	8.8	11.0	3.3
	Chronic interstitial pneumonia (525)	141	64	77	3.2	2.0	6.1
	Bronchitis (500-502)	98	78	20	2.2	2.4	1.6
	Bronchiectasis (526)	16	13	3	0.4	0.4	0.2
9.	Other diseases peculiar to early infancy and immaturity unqualified (769-776)	743	405	338	16.7	12.7	26.6
10.	Diabetes mellitus (260)	577	341	236	12.9	10.7	18.6
	All other causes (residual)	7,116	4,208	2,908	159.5	131.8	229.3
	<u>UNDER ONE YEAR*</u>						
	Total, all causes	2,499	1,180	1,319	2,796.1	2,039.6	4,184.5
1.	Other and ill-defined diseases peculiar to early infancy (765-773)	398	208	190	445.3	359.5	602.8
2.	Influenza and pneumonia (480-483, 490-493)	378	98	280	422.9	169.4	888.3
	Influenza (480-483)	13	2	11	14.5	3.5	34.9
	Pneumonia (490-493)	365	96	269	408.4	165.9	853.4
3.	Immaturity (774-776)	372	204	168	416.2	352.6	533.0
4.	Postnatal asphyxia and atelectasis (762)	296	187	109	331.2	323.2	345.8
5.	Congenital malformations (750-759)	270	185	85	302.1	319.8	269.7
6.	Birth injuries (760-761)	140	86	54	156.6	148.6	171.3
7.	Pneumonia of newborn (763)	112	38	74	125.3	65.7	234.8
8.	All other diseases of the respiratory system (470-475, 500-527)	109	24	85	122.0	41.5	269.7
9.	Accidents other than motor vehicle accidents (E800-E802, E840-E962)	100	37	63	111.9	64.0	199.9
	Accidental mechanical suffocation in bed or cradle (E924)	19	6	13	21.3	10.4	41.2
10.	Gastritis, duodenitis, enteritis, and colitis (543, 571-572)	71	7	64	79.4	12.1	203.0
	All other causes (residual)	253	106	147	283.1	183.2	466.4

* Rates for under one year age group are per 100,000 live births.

TABLE VI-A - IMPORTANT CAUSES OF DEATH, NUMBER AND RATE IN SPECIFIED AGE GROUPS
BY RACE, GEORGIA, 1966 (CONT'D.)

Rank	Age, Cause of Death and Seventh Revision of International List Number	Number			Rate per 100,000 Population		
		Total	White	Non- White	Total	White	Non- White
	<u>ONE - FOUR YEARS</u>						
	Total, all causes	469	227	242	110.5	81.4	166.3
1.	Accidents other than motor vehicle accidents (E800-E802, E840-E962)	93	40	53	21.9	14.3	36.4
2.	Influenza and pneumonia (480-483, 490-493)	77	21	56	18.1	7.5	38.5
3.	Motor vehicle accidents (E810-E835)	68	42	26	16.0	15.1	17.9
4.	Congenital malformations (750-759)	50	34	16	11.8	12.2	11.0
5.	Malignant neoplasms including neoplasms of lymphatic and haematopoietic tissues (140-205)	30	21	9	7.1	7.5	6.2
6.	Inflammatory diseases of central nervous system (340-345)	17	5	12	4.0	1.8	8.2
7.	Gastritis, duodenitis, enteritis and colitis (543, 571-572)	15	10	5	3.5	3.6	3.4
8.	Other diseases of the respiratory system (470-475, 500-527)	14	6	8	3.3	2.2	5.5
9.	All other diseases classified as infective and parasitic (030-039, 041-044, 049, 052-054, 059-074, 081, 083, 086-096, 120-138)	9	2	7	2.1	0.7	4.8
9.	Other diseases of the central nervous system (350-357)	9	8	1	2.1	2.9	0.7
10.	Avitaminoses and other metabolic diseases (280-289)	8	5	3	1.9	1.8	2.1
	All other causes (residual)	79	33	46	18.6	11.8	31.6
	<u>FIVE - FOURTEEN YEARS</u>						
	Total, all causes	479	291	188	49.7	45.2	58.8
1.	Motor vehicle accidents (E810-E835)	124	86	38	12.9	13.4	11.9
2.	Accidents other than motor vehicle accidents (E800-E802, E840-E962)	122	70	52	12.7	10.9	16.3
3.	Malignant neoplasms including neoplasms of lymphatic and haematopoietic tissues (140-205)	51	40	11	5.3	6.2	3.4
4.	Influenza and pneumonia (480-483, 490-493)	29	10	19	3.0	1.6	5.9
5.	Congenital malformations (750-759)	18	10	8	1.9	1.6	2.5
6.	Diseases of the central nervous system (350-357)	16	14	2	1.7	2.2	0.6
7.	Inflammatory diseases of central nervous system (340-345)	14	7	7	1.5	1.1	2.2
8.	Avitaminoses and other metabolic diseases (280-289)	11	10	1	1.1	1.6	0.3
9.	Homicides (E964, E980-E985)	10	3	7	1.0	0.5	2.2
10.	Other diseases of the respiratory system (470-475, 500-527)	8	4	4	0.8	0.6	1.3
	All other diseases (residual)	76	37	39	7.9	5.7	12.2

TABLE VI-A - IMPORTANT CAUSES OF DEATH, NUMBER AND RATE IN SPECIFIED AGE GROUPS
BY RACE, GEORGIA, 1966 (CONT'D.)

Rank	Age, Cause of Death and Seventh Revision of International List Number	Number			Rate per 100,000 Population		
		Total	White	Non- White	Total	White	Non- White
	<u>FIFTEEN - TWENTY-FIVE YEARS</u>						
	Total, all causes	1,070	683	387	156.9	140.9	196.0
1.	Motor vehicle accidents (E810-E835)	440	353	87	64.5	72.8	44.0
2.	Accidents other than motor vehicle accidents (E800-E802, E840-E962)	151	89	62	22.1	18.4	31.4
3.	Homicides (E964, E965, E980-E985)	109	27	82	16.0	5.6	41.5
4.	Malignant neoplasms including neoplasms of lymphatic and haematopoietic tissues (140-205)	65	43	22	9.5	8.9	11.1
5.	Suicides (E963, E970-E979)	56	46	10	8.2	9.5	5.1
6.	Heart diseases (410-443)	33	16	17	4.8	3.3	8.6
7.	Influenza and pneumonia (480-483, 490-493)	20	12	8	2.9	2.5	4.1
7.	Complications of pregnancy, childbirth and the puerperium (640-652, 670-689)	20	10	10	2.9	2.1	5.1
9.	Other diseases of the central nervous system (350-357)	17	9	8	2.5	1.9	4.1
10.	Nephritis and nephrosis (590-594)	13	6	7	1.9	1.2	3.5
	All other causes (residual)	146	72	74	21.4	14.9	37.5
	<u>TWENTY-FIVE - FORTY-FOUR YEARS</u>						
	Total, all causes	3,173	1,726	1,447	276.7	198.7	519.8
1.	Heart diseases (410-443)	552	301	251	48.1	34.7	90.2
2.	Motor vehicle accidents (E810-E835)	429	313	116	37.4	36.0	41.7
3.	Malignant neoplasms including neoplasms of the lymphatic and haematopoietic tissues (140-205)	414	269	145	36.1	31.0	52.1
4.	Homicides (E965, E964, E980-E985)	280	80	200	24.4	9.2	71.8
5.	Accidents other than motor vehicle accidents (E800-E802, E840-E962)	261	159	102	22.8	18.3	36.6
6.	Vascular lesions (330-334)	197	55	142	17.2	6.3	51.0
7.	Suicides (E963, E970-E979)	183	161	22	16.0	18.5	7.9
8.	Diseases of the liver, gall bladder and pancreas (580-589)	104	59	45	9.1	6.8	16.2
9.	Influenza and pneumonia (480-483, 490-493)	84	32	52	7.3	3.7	18.7
10.	Disorders of character, behavior and intelligence (320-326)	55	27	28	4.8	3.1	10.1
	Alcoholism (322)	54	27	27	4.7	3.1	9.7
	All other causes (residual)	614	270	344	53.5	31.1	123.6

TABLE VI-A - IMPORTANT CAUSES OF DEATH, NUMBER AND RATE IN SPECIFIED AGE GROUPS
BY RACE, GEORGIA, 1966 (CONT'D.)

Rank	Age, Cause of Death and Seventh Revision of International List Number	Number			Rate per 100,000 Population		
		Total	White	Non- White	Total	White	Non- White
	<u>FORTY-FIVE - SIXTY-FOUR YEARS</u>						
	Total, all causes	11,515	7,085	4,430	1,427.6	1,175.3	2,173.7
1.	Heart disease (410-443)	4,211	2,760	1,451	522.1	457.9	712.0
2.	Malignant neoplasms including neoplasms of the lymphatic and haematopoietic tissues (140-205)	2,273	1,578	695	281.8	261.8	341.0
3.	Vascular lesions affecting central nervous system (330-334)	1,321	503	818	163.8	83.4	401.4
4.	Motor vehicle accidents (E810-E835)	344	258	86	42.6	42.8	42.2
5.	Accidents other than motor vehicle accidents (E800-E802, E840-E962)	340	214	126	42.2	35.5	61.8
6.	Disease of the liver, gall bladder and pancreas (580-587)	294	230	64	36.4	38.2	31.4
	Cirrhosis of liver (581)	207	171	36	25.7	28.4	17.7
7.	Influenza and pneumonia (480-483, 490-493)	290	146	144	36.0	24.2	70.7
	Influenza (480-483)	18	5	13	2.2	0.8	6.4
	Pneumonia (490-493)	272	141	131	33.7	23.4	64.3
8.	Other diseases of the respiratory system (470-475, 500-527)	263	214	49	32.6	35.5	24.0
9.	Diabetes mellitus (260)	216	89	127	26.8	14.8	62.3
10.	Suicides (E963, E970-E979)	213	199	14	26.4	33.0	6.9
	All other causes (residual)	1,750	894	856	217.0	148.3	420.0
	<u>SIXTY-FIVE YEARS AND OVER</u>						
	Total, all causes	19,229	14,544	4,685	5,846.5	5,960.7	5,518.3
1.	Heart disease (410-443)	7,991	6,209	1,782	2,429.6	2,544.7	2,098.9
2.	Vascular lesions affecting central nervous system (330-334)	3,928	2,780	1,158	1,197.3	1,139.3	1,364.0
3.	Malignant neoplasms including neoplasms of the lymphatic and haematopoietic tissues (140-205)	2,432	1,921	511	739.4	787.3	601.9
4.	Influenza and pneumonia (480-483, 490-493)	801	599	202	243.5	245.5	237.9
5.	Diseases of the arteries (450-456)	707	522	185	215.0	213.9	217.9
	General arteriosclerosis (450)	532	378	154	161.8	154.9	181.4
	Aortic aneurysm (451)	132	114	18	40.1	46.7	21.2
6.	Other diseases of respiratory system (470-475, 500-527)	415	365	50	126.2	149.6	58.9
7.	Accidents other than motor vehicle accidents (E800-E802, E840-E962)	351	279	72	106.7	114.3	84.8
8.	Diabetes mellitus (260)	303	224	79	92.1	91.8	93.1
9.	Symptoms, senility, and ill-defined conditions (780-795)	297	131	166	90.3	53.7	195.5
	Senility (794)	152	66	86	46.2	27.0	101.3
10.	Diseases of the urinary system other than nephritis and nephrosis (600-609)	246	180	66	74.8	73.8	77.7
	All other causes (residual)	1,748	1,334	414	531.5	546.7	487.6
	<u>UNKNOWN AGE</u>	31	9	22

TABLE VI-B - IMPORTANT CAUSES OF DEATH, NUMBER AND PER CENT IN SPECIFIED AGE GROUPS, GEORGIA, 1966
 (A cause of death must account for at least 5% of all deaths in a given age group to appear in the chart)

	Cause of Death*	Number	Per Cent	
TOTAL ALL AGES				
	Total, all causes	38,465	100.0	
	Heart disease	12,836	33.4	
	Vascular lesions affecting central nervous system	5,484	14.3	
	Cancer	5,267	13.7	
	Influenza and pneumonia	1,684	4.4	
	Motor vehicle accidents	1,555	4.0	
	Accidents, other than motor vehicle accidents	1,419	3.7	
	Diseases of the arteries	929	2.4	
	Other diseases of the respiratory system	855	2.2	
	Other diseases peculiar to early infancy	743	1.9	
	Diabetes mellitus	577	1.5	
	All other causes	7,116	18.5	
	UNDER 1 YEAR			
		Total, all causes	2,499	100.0
Other and ill-defined diseases peculiar to early infancy		398	15.9	
Influenza and pneumonia		378	15.1	
Immaturity		372	14.9	
Postnatal asphyxia and atelectasis		296	11.8	
Congenital malformations		270	10.8	
Birth injuries		140	5.6	
Pneumonia of newborn		112	4.5	
All other diseases of respiratory system		109	4.4	
Accidents other than motor vehicle accidents		100	4.0	
Gastritis, duodenitis, enteritis and colitis		71	2.8	
All other causes		253	10.1	
ONE-FOUR YEARS				
		Total, all causes	469	100.0
	Accidents other than motor vehicle accidents	93	19.8	
	Influenza and pneumonia	77	16.4	
	Motor vehicle accidents	68	14.5	
	Congenital malformations	50	10.7	
	Cancer	30	6.4	
	Inflammatory diseases of central nervous system	17	3.6	
	Gastritis, duodenitis, enteritis and colitis	15	3.2	
	Other diseases of respiratory system	14	3.0	
	All other infective and parasitic diseases	9	1.9	
	Other diseases of the central nervous system	9	1.9	
	Avitaminoses and other metabolic diseases	8	1.7	
	All other causes	79	16.8	

TABLE VI-B - IMPORTANT CAUSES OF DEATH, NUMBER AND PER CENT IN SPECIFIED AGE GROUPS, GEORGIA, 1966
 (A cause of death must account for at least 5% of all deaths in a given age group to appear in the chart)

	Cause of Death*	Number	Per Cent	
FIVE-FOURTEEN YEARS				
	Total, all causes	479	100.0	
	Motor vehicle accidents	124	25.9	
	Accidents other than motor vehicle accidents	122	25.5	
	Cancer	51	10.6	
	Influenza and pneumonia	29	6.1	
	Congenital malformations	18	3.8	
	Diseases of the central nervous system	16	3.3	
	Inflammatory diseases of central nervous system	14	2.9	
	Avitaminoses and other metabolic diseases	11	2.3	
	Homicide	10	2.1	
	Other diseases of respiratory system	8	1.7	
	All other causes	76	15.9	
	FIFTEEN-TWENTY-FOUR YEARS			
		Total, all causes	1,070	100.0
		Motor vehicle accidents	440	41.1
Accidents other than motor vehicle accidents		151	14.1	
Homicides		109	10.2	
Cancer		65	6.1	
Suicides		56	5.2	
Heart disease		33	3.1	
Influenza and pneumonia		20	1.9	
Maternal deaths		20	1.9	
Other diseases of central nervous system		17	1.6	
Nephritis and nephrosis		13	1.2	
All other causes		146	13.6	
TWENTY-FIVE-FORTY-FOUR YEARS				
		Total, all causes	3,173	100.0
		Heart disease	552	17.4
	Motor vehicle accidents	429	13.5	
	Cancer	414	13.0	
	Homicides	280	8.8	
	Accidents other than motor vehicle accidents	261	8.2	
	Vascular lesions affecting central nervous system	197	6.2	
	Suicides	183	5.8	
	Diseases of the liver, gall bladder and pancreas	104	3.3	
	Influenza and pneumonia	84	2.6	
	Disorders of the character, behavior and intelligence	55	1.7	
	All other causes	614	19.4	

TABLE VI-B - IMPORTANT CAUSES OF DEATH, NUMBER AND PER CENT IN SPECIFIED AGE GROUPS, GEORGIA, 1966
(A cause of death must account for at least 5% of all deaths in a given age group to appear in the chart)

	Cause of Death*	Number	Per Cent	
FORTY-FIVE-SIXTY-FOUR YEARS				
	Total, all causes	11,515	100.0	
	Heart disease	4,211	36.6	
	Cancer	2,273	19.7	
	Vascular lesions affecting central nervous system	1,321	11.5	
	Motor vehicle accidents	344	3.0	
	Accidents other than motor vehicle accidents	340	3.0	
	Diseases of the liver, gall bladder and pancreas	294	2.6	
	Influenza and pneumonia	290	2.5	
	Other diseases of the respiratory system	263	2.3	
	Diabetes mellitus	216	1.9	
	Suicides	213	1.8	
	All other causes	1,750	15.2	
	SIXTY-FIVE YEARS AND OVER			
		Total, all causes	19,229	100.0
Heart disease		7,991	41.6	
Vascular lesions affecting central nervous system		3,938	20.5	
Cancer		2,432	12.6	
Influenza and pneumonia		801	4.2	
Diseases of the arteries		707	3.7	
Other diseases of the respiratory system		415	2.2	
Accidents other than motor vehicle accidents		351	1.8	
Diabetes mellitus		303	1.6	
Symptoms, senility and ill-defined conditions		297	1.5	
Diseases of the urinary system other than nephritis and nephrosis		246	1.3	
All other causes		1,748	9.1	

* See Table VI for Seventh Revision of International List Code Numbers.

TABLE VII - DEATHS FROM HEART DISEASE BY TYPE, BY AGE, GEORGIA, 1966

Type and Seventh Revision of International List Number of Causes of Death	Age in Years										
	Total all Ages	Under 5	5-14	15-24	25-34	35-44	45-54	55-64	65-74	75 & Over	Unknown Age
Number											
Total, all types (410-443)	12,836	36	5	33	111	441	1,481	2,730	3,590	4,401	8
Chronic rheumatic heart disease (410-416)	161	-	3	5	13	31	33	27	26	23	-
Arteriosclerotic and degenerative heart disease (420-422)	10,192	4	2	10	54	300	1,149	2,214	2,918	3,535	6
Hypertensive heart disease (440-443)	1,528	-	-	1	17	63	174	311	421	540	1
Other diseases of the heart (430-434)	955	32	-	17	27	47	125	178	225	303	1
Percentage Distribution											
Total, all types (410-443)	100.0	100.0	100.0	100.0	100.0	100.0	100.0	100.0	100.0	100.0	100.0
Chronic rheumatic heart disease (410-416)	1.3	0	60.0	15.2	11.7	7.0	2.2	1.0	0.7	0.5	0
Arteriosclerotic and degenerative heart disease (420-422)	79.4	11.1	40.0	30.3	48.6	68.0	77.6	81.1	81.3	80.3	75.0
Hypertensive heart disease (440-443)	11.9	0	0	3.0	15.3	14.3	11.7	11.4	11.7	12.3	12.5
Other diseases of the heart (430-434)	7.4	88.9	0	51.5	24.3	10.7	8.4	6.5	6.3	6.9	12.5

TABLE VIII - DEATHS FROM CANCER BY SITE, RACE AND SEX, GEORGIA, 1966

Site	Number					Percentage Distribution				
	Total	White		Nonwhite		Total	White		Nonwhite	
		Male	Female	Male	Female		Male	Female	Male	Female
Malignant Neoplasms, total all sites (140-205)	5,267	2,099	1,775	700	693	100.0	100.0	100.0	100.0	100.0
Buccal cavity and pharynx (140-148)	153	87	37	22	7	2.9	4.1	2.1	3.1	1.0
Digestive organs and peritoneum (150-156.1, 157-159)	1,458	531	504	225	198	27.7	25.3	28.4	32.2	28.6
Stomach (151)	280	96	66	74	44	5.3	4.6	3.7	10.6	6.3
Small intestine (152)	11	4	3	-	4	0.2	0.2	0.2	0	0.6
Colon (153)	448	142	196	42	68	8.5	6.8	11.0	6.0	9.8
Rectum (154)	111	41	45	12	13	2.1	2.0	2.5	1.7	1.9
Respiratory system (160-164)	1,025	706	108	174	37	19.5	33.6	6.1	24.9	5.3
Lung (162-163)	956	660	103	161	32	18.2	31.4	5.8	23.0	4.6
Breast (170)	451	1	335	3	112	8.6	0.0	18.9	0.4	16.2
Genital organs (171-179)	827	201	301	126	199	15.7	9.6	17.0	18.0	28.7
Cervix uteri (171)	209	...	112	...	97	4.0	...	6.3	...	14.0
Corpus uteri (172)	43	...	24	...	19	0.8	...	1.4	...	2.7
Uterus unspecified (174)	89	...	54	...	35	1.7	...	3.0	...	5.1
Prostate (177)	309	189	...	120	...	5.9	9.0	...	17.1	...
Urinary organs (180-181)	207	95	65	29	18	3.9	4.5	3.7	4.1	2.6
Other and unspecified sites (156.2, 165, 190-199)	705	288	263	74	80	13.4	13.8	14.8	10.6	11.5
Leukemia and aleukemia (204)	217	87	89	24	17	4.1	4.1	5.0	3.4	2.5
Lymphosarcoma, etc. (200-203, 205)	224	103	73	23	25	4.3	4.9	4.1	3.3	3.6

TABLE IX - MATERNAL DEATHS, NUMBERS AND RATIO PER 10,000 LIVE BIRTHS, BY RACE,
GEORGIA, 1966

Cause and Seventh Revision International List Number	Number			Ratio		
	Total	White	Nonwhite	Total	White	Nonwhite
Total, all causes (640-689)	41	20	21	4.6	3.5	6.7
Abortion, all causes (650-652)	3	-	3	0.3	0	1.0
Ectopic pregnancy (645)	2	-	2	0.2	0	0.6
Hemorrhage of pregnancy (643-644)	-	-	-	0	0	0
Infection during childbirth and the puerperium (680-684)	9	6	3	1.0	1.0	1.0
Other complications arising during pregnancy (640, 641, 646-649)	6	3	3	0.7	0.5	1.0
Hemorrhage of childbirth and puerperium (670-672)	7	4	3	0.8	0.7	1.0
Toxemias of pregnancy (642)	11	5	6	1.2	0.9	1.9
Puerperal toxemias (685-686)	-	-	-	0	0	0
Other accidents and specified conditions of childbirth (673-678, 687)	2	2	-	0.2	0.3	0
Other and unspecified conditons of childbirth and the puerperium (660, 688, 689)	1	-	1	0.1	0	0.3

TABLE X - INFANT DEATHS, NUMBER AND RATE PER 1,000 LIVE BIRTHS, BY RACE, SEX AND AGE

GEORGIA, 1966

Race and Sex	Number						Rate Per 1,000 Live Births					
	Under 1 Year	Under 28 Days				28 Days to 1 Year	Under 1 Year	Under 28 Days				28 Days to 1 Year
		Total	Under 1 Day	1-6 Days	7-27 Days			Total	Under 1 Day	1-6 Days	7-27 Days	
Total	2,499	1,557	799	542	216	942	28.0	17.4	8.9	6.1	2.4	10.5
Male	1,402	898	468	323	107	504	30.7	19.6	10.2	7.1	2.3	11.0
Female	1,097	659	331	219	109	438	25.1	15.1	7.6	5.0	2.5	10.0
White	1,180	872	471	313	88	308	20.4	15.1	8.1	5.4	1.5	5.3
Male	680	504	270	192	42	176	22.9	17.0	9.1	6.5	1.4	5.9
Female	500	368	201	121	46	132	17.8	13.1	7.1	4.3	1.6	4.7
Nonwhite	1,319	685	328	229	128	634	41.8	21.7	10.4	7.3	4.1	20.1
Male	722	394	198	131	65	328	45.1	24.6	12.4	8.2	4.1	20.5
Female	597	291	130	98	63	306	38.5	18.8	8.4	6.3	4.1	19.7

TABLE XI - INFANT DEATHS, NUMBER AND RATE PER 1,000 LIVE BIRTHS,
BY CAUSE, BY RACE, GEORGIA, 1966

Cause and Seventh Revision International List Number	Number			Rate		
	Total	White	Nonwhite	Total	White	Nonwhite
Total, all causes	2,499	1,180	1,319	28.0	20.4	41.8
Dysentery, all forms (045-048)	5	1	4	0.1	0.0	0.1
Whooping cough (056)	1	1	-	0.0	0.0	0
Meningococcal infections (057)	4	3	1	0.0	0.1	0.0
All other infective and parasitic diseases (020-044, 049-055, 058-138)	30	10	20	0.3	0.2	0.6
Diseases of the endocrine glands (250-277)	7	6	1	0.1	0.1	0.0
Meningitis, except meningococcal and tuberculous (340)	25	16	9	0.3	0.3	0.3
All other diseases of nervous system and sense organs (330-334, 341-398)	11	7	4	0.1	0.1	0.1
Influenza and pneumonia, except pneumonia of the newborn (480-483, 490-493)	378	98	280	4.2	1.7	8.9
Influenza (480-483)	13	2	11	0.1	0.0	0.3
Pneumonia (490-493)	365	96	269	4.1	1.7	8.5
All other diseases of the respiratory system (470-475, 500-527)	109	24	85	1.2	0.4	2.7
Hernia and intestinal obstruction (560-561, 570)	11	6	5	0.1	0.1	0.2
Gastritis, duodenitis, enteritis, and colitis, except diarrhea of newborn (543, 571, 572)	71	7	64	0.8	0.1	2.0
All other diseases of the digestive system (530-542, 544-553, 573-587)	11	5	6	0.1	0.1	0.2
Congenital malformations (750-759)	270	185	85	3.0	3.2	2.7
Spina bifida and meningocele (751)	39	36	3	0.4	0.6	0.1
Congenital malformation of circulatory system (754)	118	76	42	1.3	1.3	1.3
All other congenital malformations (750, 752-753, 755-759)	113	73	40	1.3	1.3	1.3
Certain diseases of early infancy (760-776)	1,337	726	611	15.0	12.5	19.4
Without mention of immaturity (.0-.4)	410	193	217	4.6	3.3	6.9
With immaturity (.5-.9)	927	533	394	10.4	9.2	12.5
Birth injuries (760-761)	140	86	54	1.6	1.5	1.7
Without mention of immaturity (.0)	59	30	29	0.7	0.5	0.9
With immaturity (.5)	81	56	25	0.9	1.0	0.8
Intracranial and spinal injury at birth (760)	32	19	13	0.4	0.3	0.4
Without mention of immaturity (.0)	17	9	8	0.2	0.2	0.3
With immaturity (.5)	15	10	5	0.2	0.2	0.2
Other birth injury (761)	108	67	41	1.2	1.2	1.3
Without mention of immaturity (.0)	42	21	21	0.5	0.4	0.7
With immaturity (.5)	66	46	20	0.7	0.8	0.6
Postnatal asphyxia and atelectasis (762)	296	187	109	3.3	3.2	3.5
Without mention of immaturity (.0)	87	46	41	1.0	0.8	1.3
With immaturity (.5)	209	141	68	2.3	2.4	2.2
Pneumonia of newborn (763)	112	38	74	1.3	0.7	2.3
Without mention of immaturity (.0)	95	36	59	1.1	0.6	1.9
With immaturity (.5)	17	2	15	0.2	0.0	0.5
Diarrhea of the newborn (764)	19	3	16	0.2	0.1	0.5
Without mention of immaturity (.0)	13	2	11	0.1	0.0	0.3
With immaturity (.5)	6	1	5	0.1	0.0	0.2
Other infections of newborn (765-768)	28	7	21	0.3	0.1	0.7
Without mention of immaturity (.0)	18	4	14	0.2	0.1	0.4
With immaturity (.5)	10	3	7	0.1	0.1	0.2
Neonatal disorders arising from maternal toxemias (769)	16	8	8	0.2	0.1	0.3
Without mention of immaturity (.0-.4)	10	5	5	0.1	0.1	0.2
With immaturity (.5-.9)	6	3	3	0.1	0.1	0.1
Hemolytic diseases of newborn (erythroblastosis) (770)	19	19	-	0.2	0.3	0
Without mention of immaturity (.0-.2)	16	16	-	0.2	0.3	0
With immaturity (.5-.7)	3	3	-	0.0	0.1	0
Hemorrhagic diseases of mention (771)	15	6	9	0.2	0.1	0.3
Without mention of immaturity (.0)	8	4	4	0.1	0.1	0.1
With immaturity (.5)	7	2	5	0.1	0.0	0.2
Ill-defined diseases peculiar to early infancy including nutritional maladjustment (772-773)	320	168	152	3.6	2.9	4.8
Without mention of immaturity (.0)	104	50	54	1.2	0.9	1.7
With immaturity (.5)	216	118	98	2.4	2.0	3.1
Immaturity with mention of subsidiary condition (774)	53	24	29	0.6	0.4	0.9
Immaturity unqualified (776)	319	180	139	3.6	3.1	4.4
Symptoms and ill-defined conditions (780-793, 795)	56	12	44	0.6	0.2	1.4
All other diseases (residual)	59	23	36	0.7	0.4	1.1
Accidents (E800-E962)	112	48	64	1.3	0.8	2.0
Inhalation and ingestion of food or other object causing obstruction or suffocation (E921-E922)	26	15	11	0.3	0.3	0.3
Accidental mechanical suffocation in bed or cradle (E924)	19	6	13	0.2	0.1	0.4
All other accidental causes (E800-E920, E923, E925-E962)	67	27	40	0.7	0.5	1.3
Homicides (E964, E980-E999)	2	2	-	0.0	0.0	0

TABLE XII - ACCIDENTAL DEATHS, NUMBER AND RATE, BY TYPE OF ACCIDENT, BY AGE, GEORGIA, 1966

Type of Accident (International List Number - Seventh Revision)	Number								Rate per 100,000 Population							
	Total All Ages	Age in Years							Total All Ages	Age in Years						
		Under 1	1-4	5-14	15-24	25-44	45-64	65 & Over		Under 1	1-4	5-14	15-24	25-44	45-64	65 & Over
Total, all accidents	2,974*	112	161	246	591	690	684	489	66.7	102.5	37.9	25.5	86.7	60.2	84.8	148.7
Transport accidents (E800-E802, E810-E845, E850-E858, E860-E866)	1,636	12	69	131	450	462	369	143	36.7	11.0	16.3	13.6	66.0	40.3	45.7	43.5
Railway accidents (E800-E802)	19	-	-	1	2	7	8	1	0.4	0	0	0.1	0.3	0.6	1.0	0.3
Motor vehicle accidents (E810-E835)	1,555	12	68	124	440	429	344	138	34.9	11.0	16.0	12.9	64.5	37.4	42.6	42.0
Submersion of small boat (E850)	30	-	1	3	4	9	11	2	0.7	0	0.2	0.3	0.6	0.8	1.4	0.6
Aircraft accidents (E860-E866)	24	-	-	-	4	17	3	-	0.5	0	0	0	0.6	1.5	0.4	0
All other transport accidents (E840-E845, E851-E858)	8	-	-	3	-	-	3	2	0.2	0	0	0.3	0	0	0.4	0.6
Non-transport accidents (E870-E888, E890-E895, E900-E904, E910-E936, E940-E962)	1,338*	100	92	115	141	228	315	346	30.0	91.5	21.7	11.9	20.7	19.9	39.1	105.2
Home	686	73	69	51	35	82	152	224	15.4	66.8	16.3	5.3	5.1	7.1	18.8	68.1
Farm	72	-	3	13	15	12	21	8	1.6	0	0.7	1.3	2.2	1.0	2.6	2.4
Other	580*	27	20	51	91	134	142	114	13.0	24.7	4.7	5.3	13.3	11.7	17.6	34.7
Accidental poisonings (E870-E888, E890-E895)	102	3	10	-	13	34	37	5	2.3	2.7	2.4	0	1.9	3.0	4.6	1.5
Home	46	1	9	-	3	13	17	3	1.0	0.9	2.1	0	0.4	1.1	2.1	0.9
Farm	-	-	-	-	-	-	-	-	0	0	0	0	0	0	0	0
Other	56	2	1	-	10	21	20	2	1.3	1.8	0.2	0	1.5	1.8	2.5	0.6
Accidental falls (E900-E904)	314	1	4	6	6	19	61	217	7.0	0.9	0.9	0.6	0.9	1.7	7.6	66.0
Home	193	-	4	2	4	9	31	143	4.3	0	0.9	0.2	0.6	0.8	3.8	43.5
Farm	2	-	-	-	-	-	1	1	0.0	0	0	0	0	0	0.1	0.3
Other	119	1	-	4	2	10	29	73	2.7	0.9	0	0.4	0.3	0.9	3.6	22.2
Accidents caused by machinery (E912)	56	-	2	5	9	18	18	4	1.3	0	0.5	0.5	1.3	1.6	2.2	1.2
Home	6	-	-	-	-	2	4	-	0.1	0	0	0	0	0.2	0.5	0
Farm	29	-	2	3	5	6	9	4	0.6	0	0.5	0.3	0.7	0.5	1.1	1.2
Other	21	-	-	2	4	10	5	-	0.5	0	0	0.2	0.6	0.9	0.6	0
Accidental burns (E916-E917)	281	12	43	30	14	36	76	70	6.3	11.0	10.1	3.1	2.1	3.1	9.4	21.3
Home	245	12	40	25	5	27	70	66	5.5	11.0	9.4	2.6	0.7	2.4	8.7	20.1
Farm	3	-	-	1	-	-	1	1	0.1	0	0	0.1	0	0	0.1	0.3
Other	33	-	3	4	9	9	5	3	0.7	0	0.7	0.4	1.3	0.8	0.6	0.9
Accidents caused by firearms (E919)	114	-	8	16	27	32	23	8	2.6	0	1.9	1.7	4.0	2.8	2.9	2.4
Home	84	-	8	15	17	20	17	7	1.9	0	1.9	1.6	2.5	1.7	2.1	2.1
Farm	8	-	-	1	2	2	2	1	0.2	0	0	0.1	0.3	0.2	0.2	0.3
Other	22	-	-	-	8	10	4	-	0.5	0	0	0	1.2	0.9	0.5	0
Accidental inhalation and ingestion of food and other objects (E921-E922)	46	26	6	1	-	5	4	4	1.0	23.8	1.4	0.1	0	0.4	0.5	1.2
Home	26	18	3	1	-	1	2	1	0.6	16.5	0.7	0.1	0	0.1	0.2	0.3
Farm	-	-	-	-	-	-	-	-	0	0	0	0	0	0	0	0
Other	20	8	3	-	-	4	2	3	0.4	7.3	0.7	0	0	0.3	0.2	0.9
Accidental mechanical suffocation (E924-E925)	32	24	1	-	4	2	1	-	0.7	22.0	0.2	0	0.6	0.2	0.1	0
Home	25	24	-	-	-	1	-	-	0.6	22.0	0	0	0	0.1	0	0
Farm	-	-	-	-	-	-	-	-	0	0	0	0	0	0	0	0
Other	7	-	1	-	4	1	1	-	0.2	0	0.2	0	0.6	0.1	0.1	0
Accidental drowning (exclusive of submersion of occupant of small boat) (E929)	149*	1	10	43	44	28	21	1	3.3	0.9	2.4	4.5	6.5	2.4	2.6	0.3
Home	8	1	3	2	-	-	2	-	0.2	0.9	0.7	0.2	0	0	0.2	0
Farm	23	-	1	7	8	3	4	-	0.5	0	0.2	0.7	1.2	0.3	0.5	0
Other	118*	-	6	34	36	25	15	1	2.6	0	1.4	3.5	5.3	2.2	1.9	0.3
All other non-transport accidents (E910-E911, E913-E915, E918, E920, E923, E926-E928, E930-E936, E940-E962)	244	33	8	14	24	54	74	37	5.5	30.2	1.9	1.5	3.5	4.7	9.2	11.2
Home	53	17	2	6	6	9	9	4	1.2	15.6	0.5	0.6	0.9	0.8	1.1	1.2
Farm	7	-	-	1	-	1	4	1	0.2	0	0	0.1	0	0.1	0.5	0.3
Other	184	16	6	7	18	44	61	32	4.1	14.6	1.4	0.7	2.6	3.8	7.6	9.7

* Includes 1 of unknown age

TABLE XIII VITAL STATISTICS, BY COUNTY, BY RACE, GEORGIA, 1966

ITEM	GEORGIA						APPLING					
	Number			Rate or Ratio *			Number			Rate or Ratio *		
	Total	White	Non-White	Total	White	Non-White	Total	White	Non-White	Total	White	Non-White
1 Estimated population as of July 1	4,461,900	3,193,600	1,268,300				13,900	10,700	3,200			
LIVE BIRTHS												
2 Total	89,376	57,855	31,521	20.0	18.1	24.9	269	182	87	19.4	17.0	27.2
3 Delivered in hospital	82,554	57,605	24,949	92.4%	99.6%	79.2%	249	182	67	92.6%	100.0%	77.0%
4 Delivered in home by physician	1,049	146	903	1.2%	0.3%	2.9%	2	-	2	0.7%	0%	2.3%
5 Delivered in home by midwife	5,735	93	5,642	6.4%	0.2%	17.9%	15	-	15	5.6%	0%	17.3%
6 Other deliveries	38	11	27	0.0%	0.0%	0.1%	3	-	3	1.1%	0%	3.4%
7 Immature births	8,476	4,262	4,214	94.8	73.7	133.7	25	9	16	92.9	49.5	183.9
8 Live births to unwed mothers	10,161	1,747	8,414	113.7	30.2	266.9	21	6	15	78.1	33.0	172.4
FETAL DEATHS												
9 Total	2,430	1,475	955	27.2	25.5	30.3	12	9	3	44.6	49.5	34.5
10 Under 20 weeks gestation	891	660	231	10.0	11.4	7.3	6	5	1	22.3	27.5	11.5
11 20-27 weeks gestation	423	212	211	4.7	3.7	6.7	4	3	1	14.9	16.5	11.5
12 28 weeks and more	961	513	448	10.8	8.9	14.2	1	-	1	3.7	0	11.5
13 Unknown length of gestation	155	90	65	1.7	1.6	2.1	1	1	-	3.7	5.5	0
DEATHS												
14 Total, all ages	38,465	25,745	12,720	862.1	806.1	1002.9	132	99	33	949.6	925.2	1031.3
15 Under 1 year	2,499	1,180	1,319	28.0	20.4	41.8	11	7	4	40.9	38.5	46.0
16 Under 28 days	1,557	872	685	17.4	15.1	21.7	4	2	2	14.9	11.0	23.0
17 Deaths from immaturity	372	204	168	4.2	3.5	5.3	-	-	-	0	0	0
18 1-4 years **	469	227	242	-	-	-	1	1	-	-	-	-
19 Maternal deaths	41	20	21	4.6	3.5	6.7	-	-	-	0	0	0
CAUSE OF DEATH												
20 Tuberculosis, all forms (001-019)	135	74	61	3.0	2.3	4.8	-	-	-	0	0	0
21 Syphilis and its sequelae (020-029)	48	18	30	1.1	0.6	2.4	-	-	-	0	0	0
22 Typhoid fever (040)	-	-	-	0	0	0	-	-	-	0	0	0
23 Dysentery, all forms (045-048)	12	6	6	0.3	0.2	0.5	-	-	-	0	0	0
24 Scarlet fever (050)	-	-	-	0	0	0	-	-	-	0	0	0
25 Streptococcal sore throat (051)	2	2	-	0.0	0.1	0	-	-	-	0	0	0
26 Diphtheria (055)	3	2	1	0.1	0.1	0.1	-	-	-	0	0	0
27 Whooping cough (056)	2	2	-	0.0	0.1	0	-	-	-	0	0	0
28 Meningococcal infections (057)	29	11	18	0.6	0.3	1.4	1	1	-	7.2	9.3	0
29 Acute poliomyelitis (080)	-	-	-	0	0	0	-	-	-	0	0	0
30 Acute infectious encephalitis (082)	13	7	6	0.3	0.2	0.5	-	-	-	0	0	0
31 Smallpox (084)	-	-	-	0	0	0	-	-	-	0	0	0
32 Measles (085)	7	3	4	0.2	0.1	0.3	-	-	-	0	0	0
33 Typhus and other rickettsial diseases (100-103, 105-108)	-	-	-	0	0	0	-	-	-	0	0	0
34 Rocky Mountain spotted fever (104)	3	2	1	0.1	0.1	0.1	-	-	-	0	0	0
35 Malaria (110-117)	-	-	-	0	0	0	-	-	-	0	0	0
36 All other diseases classified as infective and parasitic (030-039, 041-044, 049, 052-054, 059-074, 081, 083, 086-096, 120-138)	181	86	95	4.1	2.7	7.5	2	2	-	14.4	18.7	0
37 Malignant neoplasms, including neoplasms of lymphatic and haematopoietic tissues (140-205)	5,267	3,874	1,393	118.0	121.3	109.8	22	16	6	158.3	149.5	187.5
38 Benign and unspecified neoplasms (210-239)	98	63	35	2.2	2.0	2.8	-	-	-	0	0	0
39 Diabetes mellitus (260)	577	341	236	12.9	10.7	18.6	2	1	1	14.4	9.3	31.3
40 Pellagra (281)	3	3	-	0.1	0.1	0	-	-	-	0	0	0
41 Anemias (290-293)	83	51	32	1.9	1.6	2.5	-	-	-	0	0	0
42 Vascular lesions affecting central nervous system (330-334)	5,484	3,347	2,137	122.9	104.8	168.5	17	11	6	122.3	102.8	187.5
43 Nonmeningococcal meningitis (340)	72	33	39	1.6	1.0	3.1	-	-	-	0	0	0
44 Rheumatic fever (400-402)	11	5	6	0.2	0.2	0.5	-	-	-	0	0	0
45 Heart diseases (410-443)	12,836	9,303	3,533	287.7	291.3	278.6	45	34	11	323.7	317.8	343.8
46 Hypertension without mention of heart (444-447)	261	112	149	5.8	3.5	11.7	1	-	1	7.2	0	31.3
47 Influenza and pneumonia (480-483, 490-493)	1,684	919	765	37.7	28.8	60.3	-	-	-	0	0	0
48 Bronchitis (500-502)	98	78	20	2.2	2.4	1.6	-	-	-	0	0	0
49 Ulcer of stomach and duodenum (540, 541)	215	164	51	4.8	5.1	4.0	1	1	-	7.2	9.3	0
50 Appendicitis (550-553)	43	23	20	1.0	0.7	1.6	1	-	1	7.2	0	31.3
51 Intestinal obstruction and hernia (560, 561, 570)	181	129	52	4.1	4.0	4.1	-	-	-	0	0	0
52 Gastritis, duodenitis, enteritis and colitis (except diarrhea of the newborn) (543, 571, 572)	192	101	91	4.3	3.2	7.2	-	-	-	0	0	0
53 Cirrhosis of liver (581)	367	278	89	8.2	8.7	7.0	1	1	-	7.2	9.3	0
54 Nephritis and nephrosis (590-594)	337	138	199	7.6	4.3	15.7	1	1	-	7.2	9.3	0
55 Hyperplasia of prostate (610)	60	35	25	1.3	1.1	2.0	-	-	-	0	0	0
56 Complications of pregnancy, childbirth and the puerperium (640-652, 670-689)	41	20	21	0.9	0.6	1.7	-	-	-	0	0	0
57 Congenital malformations (750-759)	430	296	134	9.6	9.3	10.6	3	2	1	21.6	18.7	31.3
58 Birth injuries, postnatal asphyxia and atelectasis (760-762)	437	273	164	9.8	8.5	12.9	1	1	-	7.2	9.3	0
59 Infection of the newborn (763-768)	159	48	111	3.6	1.5	8.8	2	1	1	14.4	9.3	31.3
60 Other diseases peculiar to early infancy, and immaturity unqualified (769-776)	743	405	338	16.7	12.7	26.6	2	1	1	14.4	9.3	31.3
61 Senility, without mention of psychosis (794)	163	67	96	3.7	2.1	7.6	-	-	-	0	0	0
62 Ill-defined and unknown causes (780-793, 795)	433	180	253	9.7	5.6	19.9	-	-	-	0	0	0
63 Motor vehicle accidents (E810-E835)	1,555	1,176	379	34.9	36.8	29.9	5	5	-	36.0	46.7	0
64 All other accidents (E800-E802, E840-E962)	1,419	889	530	31.8	27.8	41.8	3	3	-	21.6	28.0	0
65 Suicide (E963, E970-E979)	499	451	48	11.2	14.1	3.8	1	1	-	7.2	9.3	0
66 Homicide (E964, E980-E985)	557	181	376	12.5	5.7	29.6	2	1	1	14.4	9.3	31.3
67 All other diseases (residual)	3,725	2,549	1,176	83.5	79.8	92.7	12	10	2	86.3	93.5	62.5

TABLE XIII VITAL STATISTICS, BY COUNTY, BY RACE, GEORGIA, 1966

ITEM	ATKINSON						BACON						
	Number			Rate or Ratio *			Number			Rate or Ratio *			
	Total	White	Non-White	Total	White	Non-White	Total	White	Non-White	Total	White	Non-White	
1 Estimated population as of July 1	6,600	4,600	2,000				8,800	7,600	1,200				1
LIVE BIRTHS													
2 Total	172	102	70	26.1	22.2	35.0	158	120	38	18.0	15.8	31.7	2
3 Delivered in hospital	159	102	57	92.4%	100.0%	81.4%	153	120	33	96.8%	100.0%	86.8%	3
4 Delivered in home by physician	4	-	4	2.3%	0%	5.7%	-	-	-	0%	0%	0%	4
5 Delivered in home by midwife	9	-	9	5.2%	0%	12.9%	5	-	5	3.2%	0%	13.2%	5
6 Other deliveries	-	-	-	0%	0%	0%	-	-	-	0%	0%	0%	6
7 Immature births	15	6	9	87.2	58.8	128.6	6	1	5	38.0	8.3	131.6	7
8 Live births to unweaned mothers	16	3	13	93.0	29.4	185.7	8	-	8	50.6	0	210.5	8
FETAL DEATHS													
9 Total	5	1	4	29.1	9.8	57.1	3	3	-	19.0	25.0	0	9
10 Under 20 weeks gestation	2	-	2	11.6	0	28.6	1	1	-	6.3	8.3	0	10
11 20-27 weeks gestation	1	-	1	5.8	0	14.3	1	1	-	6.3	8.3	0	11
12 28 weeks and more	2	1	1	11.6	9.8	14.3	-	-	-	0	0	0	12
13 Unknown length of gestation	-	-	-	0	0	0	1	1	-	6.3	8.3	0	13
DEATHS													
14 Total, all ages	70	53	17	106.6	152.2	85.0	85	74	11	965.9	973.7	916.7	14
15 Under 1 year	5	2	3	29.1	19.6	42.9	3	2	1	19.0	16.7	26.3	15
16 Under 28 days	1	-	1	5.8	0	14.3	3	2	1	19.0	16.7	26.3	16
17 Deaths from immaturity	-	-	-	0	0	0	-	-	-	0	0	0	17
18 1-4 years **	-	-	-	-	-	-	-	-	-	-	-	-	18
19 Maternal deaths	-	-	-	0	0	0	1	1	-	63.3	83.3	0	19
CAUSE OF DEATH													
20 Tuberculosis, all forms (001-019)	2	1	1	30.3	21.7	50.0	-	-	-	0	0	0	20
21 Syphilis and its sequelae (020-029)	-	-	-	0	0	0	-	-	-	0	0	0	21
22 Typhoid fever (040)	-	-	-	0	0	0	-	-	-	0	0	0	22
23 Dysentery, all forms (045-048)	-	-	-	0	0	0	-	-	-	0	0	0	23
24 Scarlet fever (050)	-	-	-	0	0	0	-	-	-	0	0	0	24
25 Streptococcal sore throat (051)	-	-	-	0	0	0	-	-	-	0	0	0	25
26 Diphtheria (055)	-	-	-	0	0	0	-	-	-	0	0	0	26
27 Whooping cough (056)	-	-	-	0	0	0	-	-	-	0	0	0	27
28 Meningococcal infections (057)	-	-	-	0	0	0	-	-	-	0	0	0	28
29 Acute poliomyelitis (080)	-	-	-	0	0	0	-	-	-	0	0	0	29
30 Acute infectious encephalitis (082)	-	-	-	0	0	0	-	-	-	0	0	0	30
31 Smallpox (084)	-	-	-	0	0	0	-	-	-	0	0	0	31
32 Measles (085)	-	-	-	0	0	0	-	-	-	0	0	0	32
33 Typhus and other rickettsial diseases (100-103, 105-108)	-	-	-	0	0	0	-	-	-	0	0	0	33
34 Rocky Mountain spotted fever (104)	-	-	-	0	0	0	-	-	-	0	0	0	34
35 Malaria (110-117)	-	-	-	0	0	0	-	-	-	0	0	0	35
36 All other diseases classified as infective and parasitic (030-039, 041-044, 049, 052-054, 059-074, 081, 083, 086-096, 120-138)	-	-	-	0	0	0	1	1	-	11.4	13.2	0	36
37 Malignant neoplasms, including neoplasms of lymphatic and haematopoietic tissues (140-205)	6	6	-	90.9	130.4	0	12	10	2	136.4	131.6	166.7	37
38 Benign and unspecified neoplasms (210-239)	-	-	-	0	0	0	-	-	-	0	0	0	38
39 Diabetes mellitus (260)	-	-	-	0	0	0	2	2	-	22.7	26.3	0	39
40 Pellagra (281)	-	-	-	0	0	0	-	-	-	0	0	0	40
41 Anemias (290-293)	-	-	-	0	0	0	-	-	-	0	0	0	41
42 Vascular lesions affecting central nervous system (330-334)	13	8	5	197.0	173.9	250.0	10	10	-	113.6	131.6	0	42
43 Nonmeningococcal meningitis (340)	-	-	-	0	0	0	-	-	-	0	0	0	43
44 Rheumatic fever (400-402)	1	-	1	15.2	0	50.0	-	-	-	0	0	0	44
45 Heart diseases (410-443)	32	28	4	484.8	608.7	200.0	30	24	6	340.9	315.8	500.0	45
46 Hypertension without mention of heart (444-447)	-	-	-	0	0	0	-	-	-	0	0	0	46
47 Influenza and pneumonia (480-483, 490-493)	3	2	1	45.5	43.5	50.0	-	-	-	0	0	0	47
48 Bronchitis (500-502)	-	-	-	0	0	0	1	1	-	11.4	13.2	0	48
49 Ulcer of stomach and duodenum (540, 541)	-	-	-	0	0	0	1	1	-	11.4	13.2	0	49
50 Appendicitis (550-553)	-	-	-	0	0	0	1	1	-	11.4	13.2	0	50
51 Intestinal obstruction and hernia (560, 561, 570)	-	-	-	0	0	0	-	-	-	0	0	0	51
52 Gastritis, duodenitis, enteritis and colitis (except diarrhea of the newborn) (543, 571, 572)	1	-	1	15.2	0	50.0	-	-	-	0	0	0	52
53 Cirrhosis of liver (581)	-	-	-	0	0	0	-	-	-	0	0	0	53
54 Nephritis and nephrosis (590-594)	1	1	-	15.2	21.7	0	2	2	-	22.7	26.3	0	54
55 Hyperplasia of prostate (610)	-	-	-	0	0	0	-	-	-	0	0	0	55
56 Complications of pregnancy, childbirth and the puerperium (640-652, 670-689)	-	-	-	0	0	0	1	1	-	11.4	13.2	0	56
57 Congenital malformations (750-759)	-	-	-	0	0	0	-	-	-	0	0	0	57
58 Birth injuries, postnatal asphyxia and atelectasis (760-762)	-	-	-	0	0	0	2	1	1	22.7	13.2	83.3	58
59 Infection of the newborn (763-768)	1	-	1	15.2	0	50.0	-	-	-	0	0	0	59
60 Other diseases peculiar to early infancy, and immaturity unqualified (769-776)	-	-	-	0	0	0	1	1	-	11.4	13.2	0	60
61 Senility, without mention of psychosis (794)	-	-	-	0	0	0	-	-	-	0	0	0	61
62 Ill-defined and unknown causes (780-793, 795)	-	-	-	0	0	0	-	-	-	0	0	0	62
63 Motor vehicle accidents (E810-E835)	3	1	2	45.5	21.7	100.0	4	4	-	45.5	52.6	0	63
64 All other accidents (E800-E802, E840-E962)	3	3	-	45.5	65.2	0	2	2	-	22.7	26.3	0	64
65 Suicide (E963, E970-E979)	-	-	-	0	0	0	1	1	-	11.4	13.2	0	65
66 Homicide (E964, E980-E985)	-	-	-	0	0	0	-	-	-	0	0	0	66
67 All other diseases (residual)	4	3	1	60.6	65.2	50.0	4	4	-	45.5	52.6	0	67

TABLE XIII VITAL STATISTICS, BY COUNTY, BY RACE, GEORGIA, 1966

ITEM	BAKER						BALDWIN						
	Number			Rate or Ratio *			Number			Rate or Ratio *			
	Total	White	Non-White	Total	White	Non-White	Total	White	Non-White	Total	White	Non-White	
1 Estimated population as of July 1	4,600	1,900	2,700				28,400	18,400	10,000				1
LIVE BIRTHS													
2 Total	64	14	50	13.9	7.4	18.5	547	241	306	19.3	13.1	30.6	2
3 Delivered in hospital	51	14	37	79.7%	100.0%	74.0%	494	241	253	90.3%	100.0%	82.7%	3
4 Delivered in home by physician				0%	0%	0%	6		6	1.1%	0%	2.0%	4
5 Delivered in home by midwife	13		13	20.3%	0%	26.0%	47		47	8.6%	0%	15.4%	5
6 Other deliveries				0%	0%	0%				0%	0%	0%	6
7 Immature births				0	0	0	58	16	42	106.0	66.4	137.3	7
8 Live births to unwed mothers	9		9	140.6	0	180.0	75	6	69	137.1	24.9	225.5	8
FETAL DEATHS													
9 Total	2		2	31.3	0	40.0	21	10	11	38.4	41.5	35.9	9
10 Under 20 weeks gestation				0	0	0	1		1	1.8	0	3.3	10
11 20-27 weeks gestation	1		1	15.6	0	20.0	5	3	2	9.1	12.4	6.5	11
12 28 weeks and more	1		1	15.6	0	20.0	9	5	4	16.5	20.7	13.1	12
13 Unknown length of gestation				0	0	0	6	2	4	11.0	8.3	13.1	13
DEATHS													
14 Total, all ages	44	21	23	956.5	105.3	851.9	223	109	114	785.2	592.4	1140.0	14
15 Under 1 year	2		2	31.3	0	40.0	17	3	14	31.1	12.4	45.8	15
16 Under 28 days				0	0	0	8	3	5	14.6	12.4	16.3	16
17 Deaths from immaturity				0	0	0				0	0	0	17
18 1-4 years **							1		1				18
19 Maternal deaths				0	0	0				0	0	0	19
CAUSE OF DEATH													
20 Tuberculosis, all forms (001-019)				0	0	0				0	0	0	20
21 Syphilis and its sequelae (020-029)				0	0	0				0	0	0	21
22 Typhoid fever (040)				0	0	0				0	0	0	22
23 Dysentery, all forms (045-048)				0	0	0				0	0	0	23
24 Scarlet fever (050)				0	0	0				0	0	0	24
25 Streptococcal sore throat (051)				0	0	0				0	0	0	25
26 Diphtheria (055)				0	0	0				0	0	0	26
27 Whooping cough (056)				0	0	0				0	0	0	27
28 Meningococcal infections (057)				0	0	0				0	0	0	28
29 Acute poliomyelitis (080)				0	0	0				0	0	0	29
30 Acute infectious encephalitis (082)				0	0	0				0	0	0	30
31 Smallpox (084)				0	0	0				0	0	0	31
32 Measles (085)				0	0	0				0	0	0	32
33 Typhus and other rickettsial diseases (100-103, 105-108)				0	0	0				0	0	0	33
34 Rocky Mountain spotted fever (104)				0	0	0				0	0	0	34
35 Malaria (110-117)				0	0	0				0	0	0	35
36 All other diseases classified as infective and parasitic (030-039, 041-044, 049, 052-054, 059-074, 081, 083, 086-096, 120-138)				0	0	0				0	0	0	36
37 Malignant neoplasms, including neoplasms of lymphatic and haematopoietic tissues (140-205)	7	3	4	152.2	157.9	148.1	22	11	11	77.5	59.8	110.0	37
38 Benign and unspecified neoplasms (210-239)				0	0	0	1	1		3.5	5.4	0	38
39 Diabetes mellitus (260)				0	0	0	6	2	4	21.1	10.9	40.0	39
40 Pellagra (281)				0	0	0				0	0	0	40
41 Anemias (290-293)				0	0	0				0	0	0	41
42 Vascular lesions affecting central nervous system (330-334)	10	5	5	217.4	263.2	185.2	31	15	16	109.2	81.5	160.0	42
43 Nonmeningococcal meningitis (340)				0	0	0				0	0	0	43
44 Rheumatic fever (400-402)				0	0	0				0	0	0	44
45 Heart diseases (410-443)	12	6	6	260.9	315.8	222.2	84	45	39	295.8	244.6	390.0	45
46 Hypertension without mention of heart (444-447)	1		1	21.7	0	37.0	1		1	3.5	0	10.0	46
47 Influenza and pneumonia (480-483, 490-493)	5	1	4	108.7	52.6	148.1	2		2	7.0	0	20.0	47
48 Bronchitis (500-502)				0	0	0				0	0	0	48
49 Ulcer of stomach and duodenum (540, 541)				0	0	0	1	1		3.5	5.4	0	49
50 Appendicitis (550-553)				0	0	0				0	0	0	50
51 Intestinal obstruction and hernia (560, 561, 570)	2		2	43.5	105.3	0				0	0	0	51
52 Gastritis, duodenitis, enteritis and colitis (except diarrhea of the newborn) (543, 571, 572)				0	0	0				0	0	0	52
53 Cirrhosis of liver (581)				0	0	0	2	1	1	7.0	5.4	10.0	53
54 Nephritis and nephrosis (590-594)				0	0	0	3		3	10.6	0	30.0	54
55 Hyperplasia of prostate (610)				0	0	0	1	1		3.5	5.4	0	55
56 Complications of pregnancy, childbirth and the puerperium (640-652, 670-689)				0	0	0				0	0	0	56
57 Congenital malformations (750-759)				0	0	0	3	1	2	10.6	5.4	20.0	57
58 Birth injuries, postnatal asphyxia and atelectasis (760-762)				0	0	0	4	1	3	14.1	5.4	30.0	58
59 Infection of the newborn (763-768)				0	0	0				0	0	0	59
60 Other diseases peculiar to early infancy, and immaturity unqualified (769-776)				0	0	0	1	1		3.5	5.4	0	60
61 Senility, without mention of psychosis (794)				0	0	0				0	0	0	61
62 Ill-defined and unknown causes (780-793, 795)	2		2	43.5	0	74.1				0	0	0	62
63 Motor vehicle accidents (E810-E835)				0	0	0	12	8	4	42.3	43.5	40.0	63
64 All other accidents (E800-E802, E840-E962)	2	1	1	43.5	52.6	37.0	9	4	5	31.7	21.7	50.0	64
65 Suicide (E963, E970-E979)	1	1		21.7	52.6	0	2	1	1	7.0	5.4	10.0	65
66 Homicide (E964, E980-E985)	1	1		21.7	52.6	0	2	1	1	7.0	5.4	10.0	66
67 All other diseases (residual)	1	1		21.7	52.6	0	19	11	8	66.9	59.8	80.0	67

TABLE XIII VITAL STATISTICS, BY COUNTY, BY RACE, GEORGIA, 1966

ITEM	BANKS						BARROW					
	Number			Rate or Ratio *			Number			Rate or Ratio *		
	Total	White	Non-White	Total	White	Non-White	Total	White	Non-White	Total	White	Non-White
1 Estimated population as of July 1	6,500	6,100	400				15,000	12,300	2,700			
LIVE BIRTHS												
2 Total	95	86	9	14.6	14.1	22.5	308	225	83	20.5	18.3	30.7
3 Delivered in hospital	94	86	8	98.9%	100.0%	88.9%	305	225	80	99.0%	100.0%	96.4%
4 Delivered in home by physician				0%	0%	0%	3		3	1.0%	0%	3.6%
5 Delivered in home by midwife	1		1	1.1%	0%	11.1%				0%	0%	0%
6 Other deliveries	8	7	1	0%	0%	0%				0%	0%	0%
7 Immature births				84.2	81.4	111.1	35	19	16	113.6	84.4	192.8
8 Live births to unwed mothers	4	2	2	4.2.1	23.3	222.2	34	9	25	110.4	40.0	301.2
FETAL DEATHS												
9 Total	1	1		10.5	11.6	0	2	2		6.5	8.9	0
10 Under 20 weeks gestation				0	0	0				0	0	0
11 20-27 weeks gestation				0	0	0				0	0	0
12 28 weeks and more	1	1		10.5	11.6	0	2	2		6.5	8.9	0
13 Unknown length of gestation				0	0	0				0	0	0
DEATHS												
14 Total, all ages	70	65	5	1076.9	1065.6	1250.0	147	120	27	980.0	975.6	1000.0
15 Under 1 year	1	1		10.5	11.6	0	4	4	2	19.5	17.8	24.1
16 Under 28 days				0	0	0	4	3	1	13.0	13.3	12.0
17 Deaths from immaturity				0	0	0	1	1		3.2	4.4	0
18 1-4 years * *	1	1					3	3				
19 Maternal deaths				0	0	0				0	0	0
CAUSE OF DEATH												
20 Tuberculosis, all forms (001-019)				0	0	0	2	1	1	13.3	8.1	37.0
21 Syphilis and its sequelae (020-029)	1	1		15.4	16.4	0				0	0	0
22 Typhoid fever (040)				0	0	0				0	0	0
23 Dysentery, all forms (045-048)				0	0	0				0	0	0
24 Scarlet fever (050)				0	0	0				0	0	0
25 Streptococcal sore throat (051)				0	0	0				0	0	0
26 Diphtheria (055)				0	0	0				0	0	0
27 Whooping cough (056)				0	0	0				0	0	0
28 Meningococcal infections (057)				0	0	0				0	0	0
29 Acute poliomyelitis (080)				0	0	0				0	0	0
30 Acute infectious encephalitis (082)				0	0	0				0	0	0
31 Smallpox (084)				0	0	0				0	0	0
32 Measles (085)				0	0	0				0	0	0
33 Typhus and other rickettsial diseases (100-103, 105-108)				0	0	0				0	0	0
34 Rocky Mountain spotted fever (104)				0	0	0				0	0	0
35 Malaria (110-117)				0	0	0				0	0	0
36 All other diseases classified as infective and parasitic (030-039, 041-044, 049, 052-054, 059-074, 081, 083, 086-096, 120-138)				0	0	0				0	0	0
37 Malignant neoplasms, including neoplasms of lymphatic and haematopoietic tissues (140-205)	7	6	1	107.7	98.4	250.0	20	18	2	133.3	146.3	74.1
38 Benign and unspecified neoplasms (210-239)				0	0	0	1	1		6.7	8.1	0
39 Diabetes mellitus (260)				0	0	0	2	1	1	13.3	8.1	37.0
40 Pellagra (281)				0	0	0				0	0	0
41 Anemias (290-293)	1	1		15.4	16.4	0				0	0	0
42 Vascular lesions affecting central nervous system (330-334)	9	9		138.5	147.5	0	24	18	6	160.0	146.3	222.2
43 Nonmeningococcal meningitis (340)				0	0	0				0	0	0
44 Rheumatic fever (400-402)				0	0	0				0	0	0
45 Heart diseases (410-443)	26	24	2	400.0	393.4	500.0	57	49	8	380.0	398.4	296.3
46 Hypertension without mention of heart (444-447)	3	2	1	46.2	32.8	250.0				0	0	0
47 Influenza and pneumonia (480-483, 490-493)	4	4		61.5	65.6	0				0	0	0
48 Bronchitis (500-502)				0	0	0				0	0	0
49 Ulcer of stomach and duodenum (540, 541)				0	0	0	1	1		6.7	8.1	0
50 Appendicitis (550-553)				0	0	0				0	0	0
51 Intestinal obstruction and hernia (560, 561, 570)				0	0	0				0	0	0
52 Gastritis, duodenitis, enteritis and colitis (except diarrhea of the newborn) (543, 571, 572)				0	0	0	2	1	1	13.3	8.1	37.0
53 Cirrhosis of liver (581)				0	0	0				0	0	0
54 Nephritis and nephrosis (590-594)				0	0	0				0	0	0
55 Hyperplasia of prostate (610)				0	0	0				0	0	0
56 Complications of pregnancy, childbirth and the puerperium (640-652, 670-689)				0	0	0				0	0	0
57 Congenital malformations (750-759)	1	1		15.4	16.4	0				0	0	0
58 Birth injuries, postnatal asphyxia and atelectasis (760-762)				0	0	0	1	1		6.7	8.1	0
59 Infection of the newborn (763-768)				0	0	0				0	0	0
60 Other diseases peculiar to early infancy, and immaturity unqualified (769-776)				0	0	0	2	2		13.3	16.3	0
61 Senility, without mention of psychosis (794)				0	0	0				0	0	0
62 Ill-defined and unknown causes (780-793, 795)				0	0	0	1	1		6.7	8.1	0
63 Motor vehicle accidents (E810-E835)	9	8	1	138.5	131.1	250.0	11	8	3	73.3	65.0	111.1
64 All other accidents (E800-E802, E840-E962)				0	0	0	5	3	2	33.3	24.4	74.1
65 Suicide (E963, E970-E979)				0	0	0	2	2		13.3	16.3	0
66 Homicide (E964, E980-E985)	1	1		15.4	16.4	0				0	0	0
67 All other diseases (residual)	8	8		123.1	131.1	0	9	8	1	60.0	65.0	37.0

TABLE XIII VITAL STATISTICS, BY COUNTY, BY RACE, GEORGIA, 1966

ITEM	BARTON						BEN HILL					
	Number			Rate or Ratio *			Number			Rate or Ratio *		
	Total	White	Non-White	Total	White	Non-White	Total	White	Non-White	Total	White	Non-White
1 Estimated population as of July 1	33,100	27,800	5,300				13,700	9,100	4,600			
LIVE BIRTHS												
2 Total	667	561	106	20.2	20.2	20.0	242	135	107	17.7	14.8	23.3
3 Delivered in hospital	661	557	104	99.1%	99.3%	98.1%	238	134	104	98.3%	99.3%	97.2%
4 Delivered in home by physician	2	1	1	0.3%	0.2%	0.9%	-	-	-	0%	0%	0%
5 Delivered in home by midwife	4	3	1	0.6%	0.5%	0.9%	4	1	3	1.7%	0.7%	2.8%
6 Other deliveries	-	-	-	0%	0%	0%	-	-	-	0%	0%	0%
7 Immature births	54	37	17	81.0	66.0	160.4	21	12	9	86.8	88.9	84.1
8 Live births to unwed mothers	41	14	27	61.5	25.0	254.7	19	1	18	78.5	7.4	168.2
FETAL DEATHS												
9 Total	8	5	3	12.0	8.9	28.3	6	2	4	24.8	14.8	37.4
10 Under 20 weeks gestation	-	-	-	0	0	0	3	2	1	12.4	14.8	9.3
11 20-27 weeks gestation	1	-	1	1.5	0	9.4	1	-	1	4.1	0	9.3
12 28 weeks and more	5	5	-	7.5	8.9	0	1	-	1	4.1	0	9.3
13 Unknown length of gestation	2	-	2	3.0	0	18.9	1	-	1	4.1	0	9.3
DEATHS												
14 Total, all ages	270	217	53	815.7	780.6	1000.0	191	132	59	1394.2	1450.5	1282.6
15 Under 1 year	5	2	3	7.5	3.6	28.3	13	7	6	53.7	51.9	56.1
16 Under 28 days	4	2	2	6.0	3.6	18.9	7	6	1	28.9	44.4	9.3
17 Deaths from immaturity	-	-	-	0	0	0	-	-	-	0	0	0
18 1-4 years * *	3	3	-	-	-	-	1	1	-	-	-	-
19 Maternal deaths	-	-	-	0	0	0	-	-	-	0	0	0
CAUSE OF DEATH												
20 Tuberculosis, all forms (001-019)	1	1	-	3.0	3.6	0	-	-	-	0	0	0
21 Syphilis and its sequelae (020-029)	-	-	-	0	0	0	-	-	-	0	0	0
22 Typhoid fever (040)	-	-	-	0	0	0	-	-	-	0	0	0
23 Dysentery, all forms (045-048)	-	-	-	0	0	0	-	-	-	0	0	0
24 Scarlet fever (050)	-	-	-	0	0	0	-	-	-	0	0	0
25 Streptococcal sore throat (051)	-	-	-	0	0	0	-	-	-	0	0	0
26 Diphtheria (055)	-	-	-	0	0	0	-	-	-	0	0	0
27 Whooping cough (056)	-	-	-	0	0	0	-	-	-	0	0	0
28 Meningococcal infections (057)	-	-	-	0	0	0	-	-	-	0	0	0
29 Acute poliomyelitis (080)	-	-	-	0	0	0	-	-	-	0	0	0
30 Acute infectious encephalitis (082)	-	-	-	0	0	0	-	-	-	0	0	0
31 Smallpox (084)	-	-	-	0	0	0	-	-	-	0	0	0
32 Measles (085)	-	-	-	0	0	0	-	-	-	0	0	0
33 Typhus and other rickettsial diseases (100-103, 105-108)	-	-	-	0	0	0	-	-	-	0	0	0
34 Rocky Mountain spotted fever (104)	-	-	-	0	0	0	-	-	-	0	0	0
35 Malaria (110-117)	-	-	-	0	0	0	-	-	-	0	0	0
36 All other diseases classified as infective and parasitic (030-039, 041-044, 049, 052-054, 059-074, 081, 083, 086-096, 120-138)	3	2	1	9.1	7.2	18.9	3	3	-	21.9	33.0	0
37 Malignant neoplasms, including neoplasms of lymphatic and haematopoietic tissues (140-205)	31	23	8	93.7	82.7	150.9	30	22	8	219.0	241.8	173.9
38 Benign and unspecified neoplasms (210-239)	1	1	-	3.0	3.6	0	-	-	-	0	0	0
39 Diabetes mellitus (260)	3	3	-	9.1	10.8	0	3	3	-	21.9	33.0	0
40 Pellagra (281)	-	-	-	0	0	0	-	-	-	0	0	0
41 Anemias (290-293)	-	-	-	0	0	0	1	1	-	7.3	11.0	0
42 Vascular lesions affecting central nervous system (330-334)	47	40	7	142.0	143.9	132.1	43	24	19	313.9	263.7	413.0
43 Nonmeningococcal meningitis (340)	-	-	-	0	0	0	-	-	-	0	0	0
44 Rheumatic fever (400-402)	-	-	-	0	0	0	-	-	-	0	0	0
45 Heart diseases (410-443)	100	84	16	302.1	302.2	301.9	66	50	16	481.8	549.5	347.8
46 Hypertension without mention of heart (444-447)	1	1	-	3.0	0	18.9	2	2	-	14.6	22.0	0
47 Influenza and pneumonia (480-483, 490-493)	7	6	1	21.1	21.6	18.9	-	-	-	0	0	0
48 Bronchitis (500-502)	2	2	-	6.0	7.2	0	-	-	-	0	0	0
49 Ulcer of stomach and duodenum (540, 541)	-	-	-	0	0	0	-	-	-	0	0	0
50 Appendicitis (550-553)	1	-	-	0	0	0	-	-	-	0	0	0
51 Intestinal obstruction and hernia (560, 561, 570)	1	1	-	3.0	3.6	0	-	-	-	0	0	0
52 Gastritis, duodenitis, enteritis and colitis (except diarrhea of the newborn) (543, 571, 572)	1	1	-	3.0	3.6	0	-	-	-	0	0	0
53 Cirrhosis of liver (581)	2	2	-	6.0	7.2	0	3	3	-	21.9	33.0	0
54 Nephritis and nephrosis (590-594)	1	1	-	3.0	3.6	0	3	1	2	21.9	11.0	43.5
55 Hyperplasia of prostate (610)	-	-	-	0	0	0	1	-	1	7.3	0	21.7
56 Complications of pregnancy, childbirth and the puerperium (640-652, 670-689)	-	-	-	0	0	0	-	-	-	0	0	0
57 Congenital malformations (750-759)	1	-	1	3.0	0	18.9	2	2	-	14.6	22.0	0
58 Birth injuries, postnatal asphyxia and atelectasis (760-762)	1	1	-	3.0	3.6	0	2	2	-	14.6	22.0	0
59 Infection of the newborn (763-768)	1	1	1	0	0	0	3	2	1	21.9	22.0	21.7
60 Other diseases peculiar to early infancy, and immaturity unqualified (769-776)	2	-	-	6.0	0	0	-	-	-	0	0	0
61 Senility, without mention of psychosis (794)	2	-	-	6.0	7.2	0	-	-	-	0	0	0
62 Ill-defined and unknown causes (780-793, 795)	2	1	1	6.0	3.6	18.9	1	1	-	7.3	11.0	0
63 Motor vehicle accidents (E810-E835)	22	16	6	66.5	57.6	113.2	3	2	1	21.9	22.0	21.7
64 All other accidents (E800-E802, E840-E942)	9	7	2	27.2	25.2	37.7	5	4	1	36.5	44.0	21.7
65 Suicide (E963, E970-E979)	3	2	1	9.1	7.2	18.9	1	1	-	7.3	11.0	0
66 Homicide (E964, E980-E985)	5	3	2	15.1	10.8	37.7	-	-	-	0	0	0
67 All other diseases (residual)	22	17	5	66.5	61.2	94.3	13	8	5	94.9	87.9	108.7

TABLE XIII VITAL STATISTICS, BY COUNTY, BY RACE, GEORGIA, 1966

ITEM	BERRIEN						BIBB						
	Number			Rate or Ratio *			Number			Rate or Ratio *			
	Total	White	Non-White	Total	White	Non-White	Total	White	Non-White	Total	White	Non-White	
1 Estimated population as of July 1	12,400	10,500	1,900				147,800	92,500	55,300				1
LIVE BIRTHS													
2 Total	167	124	43	13.5	11.8	22.6	2,851	1,639	1,212	19.3	17.7	21.9	2
3 Delivered in hospital	161	124	37	96.4%	100.0%	86.0%	2,838	1,637	1,201	99.5%	99.9%	99.1%	3
4 Delivered in home by physician	2	-	2	1.2%	0%	4.7%	13	2	11	0.5%	0.1%	0.9%	4
5 Delivered in home by midwife	4	-	4	2.4%	0%	9.3%	-	-	-	0%	0%	0%	5
6 Other deliveries	7	2	5	0%	0%	0%	-	-	-	0%	0%	0%	6
7 Immature births	7	2	5	41.9	16.1	116.3	325	149	176	114.0	90.9	145.2	7
8 Live births to unwed mothers	11	3	8	65.9	24.2	186.0	412	42	370	144.5	25.6	305.3	8
FETAL DEATHS													
9 Total	4	4	-	24.0	32.3	0	70	28	42	24.6	17.1	34.7	9
10 Under 20 weeks gestation	3	3	-	18.0	24.2	0	14	5	9	4.9	3.1	7.4	10
11 20-27 weeks gestation	-	-	-	0	0	0	29	12	17	10.2	7.3	14.0	11
12 28 weeks and more	1	1	-	6.0	8.1	0	27	11	16	9.5	6.7	13.2	12
13 Unknown length of gestation	-	-	-	0	0	0	-	-	-	0	0	0	13
DEATHS													
14 Total, all ages	106	84	22	854.8	800.0	1157.9	1,467	861	606	992.6	930.8	1095.8	14
15 Under 1 year	4	1	3	24.0	8.1	69.8	86	34	52	30.2	20.7	42.9	15
16 Under 28 days	3	-	3	18.0	0	69.8	59	26	33	20.7	15.9	27.2	16
17 Deaths from immaturity	-	-	-	0	0	0	8	1	7	2.8	0.6	5.8	17
18 1-4 years * *	3	-	3	-	-	-	16	8	8	-	-	-	18
19 Maternal deaths	1	-	1	59.9	0	232.6	1	1	-	3.5	6.1	0	19
CAUSE OF DEATH													
20 Tuberculosis, all forms (001-019)	1	-	1	8.1	0	52.6	6	5	1	4.1	5.4	1.8	20
21 Syphilis and its sequelae (020-029)	-	-	-	0	0	0	-	-	-	0	0	0	21
22 Typhoid fever (040)	-	-	-	0	0	0	-	-	-	0	0	0	22
23 Dysentery, all forms (045-048)	-	-	-	0	0	0	-	-	-	0	0	0	23
24 Scarlet fever (050)	-	-	-	0	0	0	-	-	-	0	0	0	24
25 Streptococcal sore throat (051)	-	-	-	0	0	0	-	-	-	0	0	0	25
26 Diphtheria (055)	-	-	-	0	0	0	-	-	-	0	0	0	26
27 Whooping cough (056)	-	-	-	0	0	0	-	-	-	0	0	0	27
28 Meningococcal infections (057)	-	-	-	0	0	0	2	2	-	1.4	2.2	0	28
29 Acute poliomyelitis (080)	-	-	-	0	0	0	-	-	-	0	0	0	29
30 Acute infectious encephalitis (082)	-	-	-	0	0	0	-	-	-	0	0	0	30
31 Smallpox (084)	-	-	-	0	0	0	-	-	-	0	0	0	31
32 Measles (085)	-	-	-	0	0	0	-	-	-	0	0	0	32
33 Typhus and other rickettsial diseases (100-103, 105-108)	-	-	-	0	0	0	-	-	-	0	0	0	33
34 Rocky Mountain spotted fever (104)	-	-	-	0	0	0	-	-	-	0	0	0	34
35 Malaria (110-117)	-	-	-	0	0	0	-	-	-	0	0	0	35
36 All other diseases classified as infective and parasitic (030-039, 041-044, 049, 052-054, 059-074, 081, 083, 086-096, 120-138)	-	-	-	0	0	0	6	3	3	4.1	3.2	5.4	36
37 Malignant neoplasms, including neoplasms of lymphatic and haematopoietic tissues (140-205)	14	11	3	112.9	104.8	157.9	166	114	52	112.3	123.2	94.0	37
38 Benign and unspecified neoplasms (210-239)	-	-	-	0	0	0	5	2	3	3.4	2.2	5.4	38
39 Diabetes mellitus (260)	2	2	-	16.1	19.0	0	21	10	11	14.2	10.8	19.9	39
40 Pellagra (281)	-	-	-	0	0	0	-	-	-	0	0	0	40
41 Anemias (290-293)	-	-	-	0	0	0	3	3	-	2.0	3.2	0	41
42 Vascular lesions affecting central nervous system (330-334)	19	16	3	153.2	152.4	157.9	213	106	107	144.1	114.6	193.5	42
43 Nonmeningococcal meningitis (340)	-	-	-	0	0	0	2	1	1	1.4	1.1	1.8	43
44 Rheumatic fever (400-402)	-	-	-	0	0	0	1	1	-	0.7	1.1	0	44
45 Heart diseases (410-443)	37	33	4	298.4	314.3	210.5	503	309	194	340.3	334.1	350.8	45
46 Hypertension without mention of heart (444-447)	2	2	-	16.1	19.0	0	12	1	11	8.1	1.1	19.9	46
47 Influenza and pneumonia (480-483, 490-493)	5	6	-	48.4	57.1	0	-	-	-	0	0	0	47
48 Bronchitis (500-502)	-	-	-	0	0	0	6	5	1	4.1	5.4	1.8	48
49 Ulcer of stomach and duodenum (540, 541)	-	-	-	0	0	0	14	7	7	9.5	7.6	12.7	49
50 Appendicitis (550-553)	-	-	-	0	0	0	1	1	-	0.7	1.1	0	50
51 Intestinal obstruction and hernia (560, 561, 570)	-	-	-	0	0	0	7	6	1	4.7	6.5	1.8	51
52 Gastritis, duodenitis, enteritis and colitis (except diarrhea of the newborn) (543, 571, 572)	2	2	-	16.1	19.0	0	8	6	2	5.4	6.5	3.6	52
53 Cirrhosis of liver (581)	1	1	-	8.1	9.5	0	24	19	5	16.2	20.5	9.0	53
54 Nephritis and nephrosis (590-594)	-	-	-	0	0	0	14	4	10	9.5	4.3	18.1	54
55 Hyperplasia of prostate (610)	-	-	-	0	0	0	2	-	2	1.4	0	3.6	55
56 Complications of pregnancy, childbirth and the puerperium (640-652, 670-689)	1	-	1	8.1	0	52.6	1	1	-	0.7	1.1	0	56
57 Congenital malformations (750-759)	2	1	1	16.1	9.5	52.6	16	10	6	10.8	10.8	10.8	57
58 Birth injuries, postnatal asphyxia and atelectasis (760-762)	1	-	1	8.1	0	52.6	22	10	12	14.9	10.8	21.7	58
59 Infection of the newborn (763-768)	1	-	1	8.1	0	52.6	3	1	2	2.0	1.1	3.6	59
60 Other diseases peculiar to early infancy, and immaturity unqualified (769-776)	-	-	-	0	0	0	29	9	20	19.6	20.3	36.2	60
61 Senility, without mention of psychosis (794)	-	-	-	0	0	0	-	-	-	0	0	0	61
62 Ill-defined and unknown causes (780-793, 795)	-	-	-	0	0	0	12	7	5	8.1	7.6	9.0	62
63 Motor vehicle accidents (E810-E835)	2	2	-	16.1	19.0	0	49	28	21	33.2	30.3	38.0	63
64 All other accidents (E800-E802, E840-E962)	4	-	4	32.3	0	210.5	47	29	18	31.8	31.4	32.5	64
65 Suicide (E963, E970-E979)	-	-	-	0	0	0	20	16	4	13.5	17.3	7.2	65
66 Homicide (E964, E980-E985)	-	-	-	0	0	0	16	5	11	10.8	5.4	19.9	66
67 All other diseases (residual)	11	8	3	88.7	76.2	157.9	178	112	66	120.4	121.1	119.3	67

TABLE XIII VITAL STATISTICS, BY COUNTY, BY RACE, GEORGIA, 1966

ITEM	BLECKLEY						BRANTLEY						
	Number			Rate or Ratio *			Number			Rate or Ratio *			
	Total	White	Non-White	Total	White	Non-White	Total	White	Non-White	Total	White	Non-White	
1 Estimated population as of July 1	10,100	7,200	2,900				6,100	5,300	800				1
LIVE BIRTHS													
2 Total	181	92	89	17.9	12.8	30.7	110	93	17	18.0	17.5	21.3	2
3 Delivered in hospital	105	89	16	58.0	96.7	18.0	101	91	10	91.8	97.8	58.8	3
4 Delivered in home by physician	1	-	1	0.6	0	1.1	2	1	1	1.8	1.1	5.9	4
5 Delivered in home by midwife	75	3	72	41.4	3.3	80.9	7	1	6	6.4	1.1	35.3	5
6 Other deliveries	-	-	0	0	0	0	-	-	-	0	0	0	6
7 Immature births	20	6	14	110.5	65.2	157.3	5	5	-	45.5	53.8	0	7
8 Live births to unwed mothers	41	2	39	226.5	21.7	438.2	6	2	4	54.5	21.5	235.3	8
FETAL DEATHS													
9 Total	4	4	-	22.1	43.5	0	5	3	2	45.5	32.3	117.6	9
10 Under 20 weeks gestation	2	2	-	11.0	21.7	0	2	-	2	18.2	0	117.6	10
11 20-27 weeks gestation	1	1	-	5.5	10.9	0	1	1	-	9.1	10.8	0	11
12 28 weeks and more	-	-	-	0	0	0	2	2	-	18.2	21.5	0	12
13 Unknown length of gestation	1	1	-	5.5	10.9	0	-	-	-	0	0	0	13
DEATHS													
14 Total, all ages	98	64	34	970.3	888.9	1172.4	56	49	7	918.0	924.5	875.0	14
15 Under 1 year	8	-	8	44.2	0	89.9	1	1	-	9.1	10.8	0	15
16 Under 28 days	1	-	1	5.5	0	11.2	-	-	-	0	0	0	16
17 Deaths from immaturity	-	-	-	0	0	0	-	-	-	0	0	0	17
18 1-4 years **	-	-	-	0	0	0	-	-	-	0	0	0	18
19 Maternal deaths	-	-	-	0	0	0	-	-	-	0	0	0	19
CAUSE OF DEATH													
20 Tuberculosis, all forms (001-019)	-	-	-	0	0	0	1	1	-	16.4	18.9	0	20
21 Syphilis and its sequelae (020-029)	-	-	-	0	0	0	-	-	-	0	0	0	21
22 Typhoid fever (040)	-	-	-	0	0	0	-	-	-	0	0	0	22
23 Dysentery, all forms (045-048)	-	-	-	0	0	0	-	-	-	0	0	0	23
24 Scarlet fever (050)	-	-	-	0	0	0	-	-	-	0	0	0	24
25 Streptococcal sore throat (051)	-	-	-	0	0	0	-	-	-	0	0	0	25
26 Diphtheria (055)	-	-	-	0	0	0	-	-	-	0	0	0	26
27 Whooping cough (056)	-	-	-	0	0	0	-	-	-	0	0	0	27
28 Meningococcal infections (057)	-	-	-	0	0	0	-	-	-	0	0	0	28
29 Acute poliomyelitis (080)	-	-	-	0	0	0	-	-	-	0	0	0	29
30 Acute infectious encephalitis (082)	-	-	-	0	0	0	-	-	-	0	0	0	30
31 Smallpox (084)	-	-	-	0	0	0	-	-	-	0	0	0	31
32 Measles (085)	-	-	-	0	0	0	-	-	-	0	0	0	32
33 Typhus and other rickettsial diseases (100-103, 105-108)	-	-	-	0	0	0	-	-	-	0	0	0	33
34 Rocky Mountain spotted fever (104)	-	-	-	0	0	0	-	-	-	0	0	0	34
35 Malaria (110-117)	-	-	-	0	0	0	-	-	-	0	0	0	35
36 All other diseases classified as infective and parasitic (030-039, 041-044, 049, 052-054, 059-074, 081, 083, 086-096, 120-138)	1	-	1	9.9	0	34.5	-	-	-	0	0	0	36
37 Malignant neoplasms, including neoplasms of lymphatic and haematopoietic tissues (140-205)	12	10	2	118.8	138.9	69.0	11	10	1	180.3	188.7	125.0	37
38 Benign and unspecified neoplasms (210-239)	-	-	-	0	0	0	-	-	-	0	0	0	38
39 Diabetes mellitus (260)	1	1	-	9.9	13.9	0	2	1	1	32.8	18.9	125.0	39
40 Pellagra (281)	-	-	-	0	0	0	-	-	-	0	0	0	40
41 Anemias (290-293)	1	1	-	9.9	13.9	0	-	-	-	0	0	0	41
42 Vascular lesions affecting central nervous system (330-334)	12	7	5	118.8	97.2	172.4	7	5	2	114.8	94.3	250.0	42
43 Nonmeningococcal meningitis (340)	-	-	-	0	0	0	-	-	-	0	0	0	43
44 Rheumatic fever (400-402)	-	-	-	0	0	0	-	-	-	0	0	0	44
45 Heart diseases (410-443)	30	20	10	297.0	277.8	344.8	17	17	-	278.7	320.8	0	45
46 Hypertension without mention of heart (444-447)	-	-	-	0	0	0	-	-	-	0	0	0	46
47 Influenza and pneumonia (480-483, 490-493)	9	3	6	89.1	41.7	206.9	-	-	-	0	0	0	47
48 Bronchitis (500-502)	-	-	-	0	0	0	-	-	-	0	0	0	48
49 Ulcer of stomach and duodenum (540, 541)	-	-	-	0	0	0	-	-	-	0	0	0	49
50 Appendicitis (550-553)	-	-	-	0	0	0	-	-	-	0	0	0	50
51 Intestinal obstruction and hernia (560, 561, 570)	-	-	-	0	0	0	-	-	-	0	0	0	51
52 Gastritis, duodenitis, enteritis and colitis (except diarrhea of the newborn) (543, 571, 572)	-	-	-	0	0	0	-	-	-	0	0	0	52
53 Cirrhosis of liver (581)	2	2	-	19.8	27.8	0	-	-	-	0	0	0	53
54 Nephritis and nephrosis (590-594)	2	2	-	19.8	27.8	0	-	-	-	0	0	0	54
55 Hyperplasia of prostate (610)	-	-	-	0	0	0	-	-	-	0	0	0	55
56 Complications of pregnancy, childbirth and the puerperium (640-652, 670-689)	-	-	-	0	0	0	-	-	-	0	0	0	56
57 Congenital malformations (750-759)	-	-	-	0	0	0	-	-	-	0	0	0	57
58 Birth injuries, postnatal asphyxia and atelectasis (760-762)	-	-	-	0	0	0	-	-	-	0	0	0	58
59 Infection of the newborn (763-768)	1	-	1	9.9	0	34.5	-	-	-	0	0	0	59
60 Other diseases peculiar to early infancy, and immaturity unqualified (769-776)	-	-	-	0	0	0	-	-	-	0	0	0	60
61 Senility, without mention of psychosis (794)	-	-	-	0	0	0	-	-	-	0	0	0	61
62 Ill-defined and unknown causes (780-793, 795)	3	1	2	29.7	13.9	69.0	-	-	-	0	0	0	62
63 Motor vehicle accidents (E810-E835)	4	2	2	19.8	27.8	0	4	4	-	65.6	75.5	0	63
64 All other accidents (E800-E802, E840-E862)	4	3	1	39.6	41.7	34.5	5	4	1	82.0	75.5	125.0	64
65 Suicide (E963, E970-E979)	5	4	1	49.5	55.6	34.5	-	-	-	0	0	0	65
66 Homicide (E964, E980-E985)	3	1	2	29.7	13.9	69.0	2	2	-	32.8	0	250.0	66
67 All other diseases (residual)	10	7	3	99.0	97.2	103.4	4	4	-	65.6	75.5	0	67

TABLE XIII VITAL STATISTICS, BY COUNTY, BY RACE, GEORGIA, 1966

ITEM	BROOKS						BRYAN					
	Number			Rate or Ratio *			Number			Rate or Ratio *		
	Total	White	Non-White	Total	White	Non-White	Total	White	Non-White	Total	White	Non-White
1 Estimated population as of July 1	15,700	7,900	7,800				6,700	4,200	2,500			
LIVE BIRTHS												
2 Total	330	89	241	21.0	11.3	30.9	144	82	62	21.5	19.5	24.8
3 Delivered in hospital	196	87	109	59.4%	97.8%	45.2%	114	82	32	79.2%	100.0%	51.6%
4 Delivered in home by physician	3	2	1	0.9%	2.2%	0.4%	5	-	5	3.5%	0%	8.1%
5 Delivered in home by midwife	131	-	131	39.7%	0%	54.4%	25	-	25	17.4%	0%	40.3%
6 Other deliveries	-	-	-	0%	0%	0%	-	-	-	0%	0%	0%
7 Immature births	34	6	28	103.0	67.4	116.2	13	6	7	90.3	73.2	112.9
8 Live births to unwed mothers	63	1	62	190.9	11.2	257.3	23	6	17	159.7	73.2	274.2
FETAL DEATHS												
9 Total	4	1	3	12.1	11.2	12.4	6	2	4	41.7	24.4	64.5
10 Under 20 weeks gestation	-	-	-	0	0	0	1	1	-	6.9	12.2	0
11 20-27 weeks gestation	-	-	-	0	0	0	2	1	1	13.9	12.2	16.1
12 28 weeks and more	2	-	2	6.1	0	8.3	3	-	3	20.8	0	48.4
13 Unknown length of gestation	2	1	1	6.1	11.2	4.1	-	-	-	0	0	0
DEATHS												
14 Total, all ages	163	82	81	1038.2	1038.0	1038.5	59	30	29	880.6	714.3	1160.0
15 Under 1 year	13	3	10	39.4	33.7	41.5	5	2	3	34.7	24.4	48.4
16 Under 28 days	8	3	5	24.2	33.7	20.7	3	2	1	20.8	24.4	16.1
17 Deaths from immaturity	2	-	2	6.1	0	8.3	1	1	-	6.9	12.2	0
18 1-4 years **	2	-	2	-	-	-	-	-	-	-	-	-
19 Maternal deaths	-	-	-	0	0	0	-	-	-	0	0	0
CAUSE OF DEATH												
20 Tuberculosis, all forms (001-019)	-	-	-	0	0	0	-	-	-	0	0	0
21 Syphilis and its sequelae (020-029)	-	-	-	0	0	0	-	-	-	0	0	0
22 Typhoid fever (040)	-	-	-	0	0	0	-	-	-	0	0	0
23 Dysentery, all forms (045-048)	-	-	-	0	0	0	-	-	-	0	0	0
24 Scarlet fever (050)	-	-	-	0	0	0	-	-	-	0	0	0
25 Streptococcal sore throat (051)	-	-	-	0	0	0	-	-	-	0	0	0
26 Diphtheria (055)	-	-	-	0	0	0	-	-	-	0	0	0
27 Whooping cough (056)	-	-	-	0	0	0	-	-	-	0	0	0
28 Meningococcal infections (057)	-	-	-	0	0	0	-	-	-	0	0	0
29 Acute poliomyelitis (080)	-	-	-	0	0	0	-	-	-	0	0	0
30 Acute infectious encephalitis (082)	-	-	-	0	0	0	-	-	-	0	0	0
31 Smallpox (084)	-	-	-	0	0	0	-	-	-	0	0	0
32 Measles (085)	-	-	-	0	0	0	-	-	-	0	0	0
33 Typhus and other rickettsial diseases (100-103, 105-108)	-	-	-	0	0	0	-	-	-	0	0	0
34 Rocky Mountain spotted fever (104)	-	-	-	0	0	0	-	-	-	0	0	0
35 Malaria (110-117)	-	-	-	0	0	0	-	-	-	0	0	0
36 All other diseases classified as infective and parasitic (030-039, 041-044, 049, 052-054, 059-074, 081, 083, 086-096, 120-138)	1	-	1	6.4	0	12.8	1	1	-	14.9	23.8	0
37 Malignant neoplasms, including neoplasms of lymphatic and haematopoietic tissues (140-205)	25	11	14	159.2	139.2	179.5	5	2	3	74.6	47.6	120.0
38 Benign and unspecified neoplasms (210-239)	-	-	-	0	0	0	-	-	-	0	0	0
39 Diabetes mellitus (260)	3	1	2	19.1	12.7	25.6	2	1	1	29.9	23.8	40.0
40 Pellagra (281)	-	-	-	0	0	0	-	-	-	0	0	0
41 Anemias (290-293)	-	-	-	0	0	0	-	-	-	0	0	0
42 Vascular lesions affecting central nervous system (330-334)	26	16	10	165.6	202.5	128.2	12	6	6	179.1	142.9	240.0
43 Nonmeningococcal meningitis (340)	-	-	-	0	0	0	-	-	-	0	0	0
44 Rheumatic fever (400-402)	-	-	-	0	0	0	-	-	-	0	0	0
45 Heart diseases (410-443)	50	26	24	318.5	329.1	307.7	17	10	7	253.7	238.1	280.0
46 Hypertension without mention of heart (444-447)	1	-	1	6.4	0	12.8	-	-	-	0	0	0
47 Influenza and pneumonia (480-483, 490-493)	9	3	6	57.3	38.0	76.9	-	-	-	0	0	0
48 Bronchitis (500-502)	-	-	-	0	0	0	1	-	1	14.9	0	40.0
49 Ulcer of stomach and duodenum (540, 541)	-	-	-	0	0	0	-	-	-	0	0	0
50 Appendicitis (550-553)	-	-	-	0	0	0	-	-	-	0	0	0
51 Intestinal obstruction and hernia (560, 561, 570)	3	2	1	19.1	25.3	12.8	-	-	-	0	0	0
52 Gastritis, duodenitis, enteritis and colitis (except diarrhea of the newborn) (543, 571, 572)	1	-	1	6.4	0	12.8	-	-	-	0	0	0
53 Cirrhosis of liver (581)	-	-	-	0	0	0	-	-	-	0	0	0
54 Nephritis and nephrosis (590-594)	2	-	2	12.7	0	25.6	1	1	-	14.9	23.8	0
55 Hyperplasia of prostate (610)	1	1	-	6.4	12.7	0	-	-	-	0	0	0
56 Complications of pregnancy, childbirth and the puerperium (640-652, 670-689)	-	-	-	0	0	0	-	-	-	0	0	0
57 Congenital malformations (750-759)	1	1	-	6.4	12.7	0	-	-	-	0	0	0
58 Birth injuries, postnatal asphyxia and atelectasis (760-762)	2	1	1	12.7	12.7	12.8	1	1	-	14.9	23.8	0
59 Infection of the newborn (763-768)	2	-	2	12.7	0	25.6	-	-	-	0	0	0
60 Other diseases peculiar to early infancy, and immaturity unqualified (769-776)	3	1	2	19.1	12.7	25.6	1	1	-	14.9	23.8	0
61 Senility, without mention of psychosis (794)	-	-	-	0	0	0	-	-	-	0	0	0
62 Ill-defined and unknown causes (780-793, 795)	1	1	-	6.4	12.7	0	1	-	1	14.9	0	40.0
63 Motor vehicle accidents (E810-E835)	9	5	4	57.3	63.3	51.3	5	2	3	74.6	47.6	120.0
64 All other accidents (E800-E802, E840-E962)	2	-	2	12.7	0	25.6	2	1	1	29.9	23.8	40.0
65 Suicide (E963, E970-E979)	1	-	1	6.4	0	12.8	1	1	-	14.9	23.8	0
66 Homicide (E964, E980-E985)	2	-	2	12.7	0	25.6	-	-	-	0	0	0
67 All other diseases (residual)	18	13	5	114.6	164.6	64.1	5	3	2	74.6	71.4	80.0

TABLE XIII VITAL STATISTICS, BY COUNTY, BY RACE, GEORGIA, 1966

ITEM	BULLOCH						BURKE					
	Number			Rate or Ratio *			Number			Rate or Ratio *		
	Total	White	Non-White	Total	White	Non-White	Total	White	Non-White	Total	White	Non-White
1 Estimated population as of July 1	25,400	15,800	9,600				21,400	7,100	14,300			
LIVE BIRTHS												
2 Total	547	274	273	21.5	17.3	28.4	485	106	379	22.7	14.9	26.5
3 Delivered in hospital	484	273	211	88.5%	99.6%	77.3%	385	105	280	79.4%	99.1%	73.9%
4 Delivered in home by physician	22	-	22	4.0%	0%	8.1%	5	-	5	1.0%	0%	1.3%
5 Delivered in home by midwife	41	1	40	7.5%	0.4%	14.7%	95	1	94	19.6%	0.9%	24.8%
6 Other deliveries	-	-	-	0%	0%	0%	-	-	-	0%	0%	0%
7 Immature births	45	10	35	82.3	36.5	128.2	63	11	52	129.9	103.8	137.2
8 Live births to unwed mothers	56	1	55	102.4	3.6	201.5	114	4	110	235.1	37.7	290.2
FETAL DEATHS												
9 Total	16	7	9	29.3	25.5	33.0	19	4	15	39.2	37.7	39.6
10 Under 20 weeks gestation	1	1	-	1.8	3.6	0	4	1	3	8.2	9.4	7.9
11 20-27 weeks gestation	2	1	1	3.7	3.6	3.7	6	2	4	12.4	18.9	10.6
12 28 weeks and more	8	2	6	14.6	7.3	22.0	7	-	7	14.4	0	18.5
13 Unknown length of gestation	5	3	2	9.1	10.9	7.3	2	1	1	4.1	9.4	2.6
DEATHS												
14 Total, all ages	236	151	85	929.1	955.7	885.4	211	81	130	986.0	140.8	909.1
15 Under 1 year	16	1	15	29.3	3.6	54.9	19	4	15	39.2	37.7	39.6
16 Under 28 days	11	-	11	20.1	0	40.3	12	4	8	24.7	37.7	21.1
17 Deaths from immaturity	3	-	3	5.5	0	11.0	5	1	4	10.3	9.4	10.6
18 1-4 years **	6	1	5	-	-	-	6	2	4	-	-	-
19 Maternal deaths	-	-	-	0	0	0	-	-	-	0	0	0
CAUSE OF DEATH												
20 Tuberculosis, all forms (001-019)	-	-	-	0	0	0	2	1	1	9.3	14.1	7.0
21 Syphilis and its sequelae (020-029)	-	-	-	0	0	0	-	-	-	0	0	0
22 Typhoid fever (040)	-	-	-	0	0	0	-	-	-	0	0	0
23 Dysentery, all forms (045-048)	-	-	-	0	0	0	-	-	-	0	0	0
24 Scarlet fever (050)	-	-	-	0	0	0	-	-	-	0	0	0
25 Streptococcal sore throat (051)	-	-	-	0	0	0	-	-	-	0	0	0
26 Diphtheria (055)	-	-	-	0	0	0	-	-	-	0	0	0
27 Whooping cough (056)	-	-	-	0	0	0	-	-	-	0	0	0
28 Meningococcal infections (057)	-	-	-	0	0	0	-	-	-	0	0	0
29 Acute poliomyelitis (080)	-	-	-	0	0	0	-	-	-	0	0	0
30 Acute infectious encephalitis (082)	-	-	-	0	0	0	-	-	-	0	0	0
31 Smallpox (084)	-	-	-	0	0	0	-	-	-	0	0	0
32 Measles (085)	-	-	-	0	0	0	-	-	-	0	0	0
33 Typhus and other rickettsial diseases (100-103, 105-108)	-	-	-	0	0	0	-	-	-	0	0	0
34 Rocky Mountain spotted fever (104)	-	-	-	0	0	0	-	-	-	0	0	0
35 Malaria (110-117)	-	-	-	0	0	0	-	-	-	0	0	0
36 All other diseases classified as infective and parasitic (030-039, 041-044, 049, 052-054, 059-074, 081, 083, 086-096, 120-138)	-	-	-	0	0	0	-	-	-	0	0	0
37 Malignant neoplasms, including neoplasms of lymphatic and haematopoietic tissues (140-205)	24	18	6	94.5	113.9	62.5	24	13	11	112.1	183.1	76.9
38 Benign and unspecified neoplasms (210-239)	-	-	-	0	0	0	-	-	-	0	0	0
39 Diabetes mellitus (260)	4	1	3	15.7	6.3	31.3	7	3	4	32.7	42.3	28.0
40 Pellagra (281)	-	-	-	0	0	0	-	-	-	0	0	0
41 Anemias (290-293)	1	1	-	3.9	6.3	0	1	-	1	4.7	0	7.0
42 Vascular lesions affecting central nervous system (330-334)	41	27	14	161.4	170.9	145.8	41	14	27	191.6	197.2	188.8
43 Nonmeningococcal meningitis (340)	-	-	-	0	0	0	1	-	1	4.7	0	7.0
44 Rheumatic fever (400-402)	-	-	-	0	0	0	-	-	-	0	0	0
45 Heart diseases (410-443)	74	60	14	291.3	379.7	145.8	62	24	38	289.7	338.0	265.7
46 Hypertension without mention of heart (444-447)	1	-	1	3.9	0	10.4	2	-	2	9.3	0	14.0
47 Influenza and pneumonia (480-483, 490-493)	8	4	4	31.5	25.3	41.7	-	-	-	0	0	0
48 Bronchitis (500-502)	-	-	-	0	0	0	1	-	1	4.7	0	7.0
49 Ulcer of stomach and duodenum (540, 541)	2	1	1	7.9	6.3	10.4	1	1	-	4.7	14.1	0
50 Appendicitis (550-553)	-	-	-	0	0	0	-	-	-	0	0	0
51 Intestinal obstruction and hernia (560, 561, 570)	2	1	1	7.9	6.3	10.4	-	-	-	0	0	0
52 Gastritis, duodenitis, enteritis and colitis (except diarrhea of the newborn) (543, 571, 572)	1	1	-	3.9	6.3	0	3	1	2	14.0	14.1	14.0
53 Cirrhosis of liver (581)	1	-	1	3.9	0	10.4	-	-	-	0	0	0
54 Nephritis and nephrosis (590-594)	1	1	-	3.9	6.3	0	-	-	-	0	0	0
55 Hyperplasia of prostate (610)	-	-	-	0	0	0	-	-	-	0	0	0
56 Complications of pregnancy, childbirth and the puerperium (640-652, 670-689)	-	-	-	0	0	0	2	1	1	9.3	14.1	7.0
57 Congenital malformations (750-759)	-	-	-	0	0	0	3	1	2	14.0	14.1	14.0
58 Birth injuries, postnatal asphyxia and atelectasis (760-762)	-	-	-	0	0	0	1	-	1	4.7	0	7.0
59 Infection of the newborn (763-768)	2	-	2	7.9	0	20.8	1	-	1	4.7	0	7.0
60 Other diseases peculiar to early infancy, and immaturity unqualified (769-776)	9	-	9	35.4	0	93.8	5	1	4	23.4	14.1	28.0
61 Senility, without mention of psychosis (794)	-	-	-	0	0	0	2	-	2	9.3	0	14.0
62 Ill-defined and unknown causes (780-793, 795)	14	2	12	55.1	12.7	125.0	1	-	1	4.7	0	7.0
63 Motor vehicle accidents (E810-E835)	14	12	2	55.1	75.9	20.8	7	4	3	32.7	56.3	21.0
64 All other accidents (E800-E802, E840-E962)	12	4	8	47.2	25.3	83.3	11	7	4	51.4	98.6	28.0
65 Suicide (E963, E970-E979)	2	2	-	7.9	12.7	0	1	1	-	4.7	14.1	0
66 Homicide (E964, E980-E985)	3	-	3	11.8	0	31.3	2	-	2	9.3	0	14.0
67 All other diseases (residual)	20	16	4	78.7	101.3	41.7	19	7	12	88.8	98.6	83.9

TABLE XIII VITAL STATISTICS, BY COUNTY, BY RACE, GEORGIA, 1966

ITEM	BUTTS						CALHOUN						
	Number			Rate or Ratio *			Number			Rate or Ratio *			
	Total	White	Non-White	Total	White	Non-White	Total	White	Non-White	Total	White	Non-White	
1 Estimated population as of July 1	9,300	4,800	4,500				7,600	2,600	5,000				1
LIVE BIRTHS													
2 Total	204	71	133	21.9	14.8	29.6	159	46	113	20.9	17.7	22.6	2
3 Delivered in hospital	164	71	93	80.4%	100.0%	69.9%	86	46	40	54.1%	100.0%	35.4%	3
4 Delivered in home by physician	4	-	4	2.0%	0%	3.0%	-	-	7	1.3%	0%	1.8%	4
5 Delivered in home by midwife	36	-	36	17.6%	0%	27.1%	71	-	71	44.7%	0%	62.8%	5
6 Other deliveries	-	-	-	0%	0%	0%	-	-	-	0%	0%	0%	6
7 Immature births	30	8	22	147.1	112.7	165.4	12	2	10	75.5	43.5	88.5	7
8 Live births to unwed mothers	35	1	34	171.6	14.1	255.6	25	-	25	157.2	0	221.2	8
FETAL DEATHS													
9 Total	2	1	1	9.8	14.1	7.5	-	-	-	0	0	0	9
10 Under 20 weeks gestation	-	-	-	0	0	0	-	-	-	0	0	0	10
11 20-27 weeks gestation	1	-	1	4.9	0	7.5	-	-	-	0	0	0	11
12 28 weeks and more	-	-	-	0	0	0	-	-	-	0	0	0	12
13 Unknown length of gestation	1	1	-	4.9	14.1	0	-	-	-	0	0	0	13
DEATHS													
14 Total, all ages	114	85	29	225.8	1770.8	644.4	74	27	47	973.7	1038.5	940.0	14
15 Under 1 year	3	2	1	14.7	28.2	7.5	4	2	2	25.2	43.5	17.7	15
16 Under 28 days	1	1	-	4.9	14.1	0	4	2	2	25.2	43.5	17.7	16
17 Deaths from immaturity	-	-	-	0	0	0	-	-	-	0	0	0	17
18 1-4 years * *	2	1	1	-	-	-	-	-	-	-	-	-	18
19 Maternal deaths	-	-	-	0	0	0	-	-	-	0	0	0	19
CAUSE OF DEATH													
20 Tuberculosis, all forms (001-019)	-	-	-	0	0	0	-	-	-	0	0	0	20
21 Syphilis and its sequelae (020-029)	-	-	-	0	0	0	1	-	1	13.2	0	20.0	21
22 Typhoid fever (040)	-	-	-	0	0	0	-	-	-	0	0	0	22
23 Dysentery, all forms (045-048)	-	-	-	0	0	0	-	-	-	0	0	0	23
24 Scarlet fever (050)	-	-	-	0	0	0	-	-	-	0	0	0	24
25 Streptococcal sore throat (051)	-	-	-	0	0	0	-	-	-	0	0	0	25
26 Diphtheria (055)	-	-	-	0	0	0	-	-	-	0	0	0	26
27 Whooping cough (056)	-	-	-	0	0	0	-	-	-	0	0	0	27
28 Meningococcal infections (057)	-	-	-	0	0	0	-	-	-	0	0	0	28
29 Acute poliomyelitis (080)	-	-	-	0	0	0	-	-	-	0	0	0	29
30 Acute infectious encephalitis (082)	-	-	-	0	0	0	-	-	-	0	0	0	30
31 Smallpox (084)	-	-	-	0	0	0	-	-	-	0	0	0	31
32 Measles (085)	-	-	-	0	0	0	-	-	-	0	0	0	32
33 Typhus and other rickettsial diseases (100-103, 105-108)	-	-	-	0	0	0	-	-	-	0	0	0	33
34 Rocky Mountain spotted fever (104)	-	-	-	0	0	0	-	-	-	0	0	0	34
35 Malaria (110-117)	-	-	-	0	0	0	-	-	-	0	0	0	35
36 All other diseases classified as infective and parasitic (030-039, 041-044, 049, 052-054, 059-074, 081, 083, 086-096, 120-138)	-	-	-	0	0	0	-	-	-	0	0	0	36
37 Malignant neoplasms, including neoplasms of lymphatic and haematopoietic tissues (140-205)	19	15	4	204.3	312.5	88.9	9	3	6	118.4	115.4	120.0	37
38 Benign and unspecified neoplasms (210-239)	-	-	-	0	0	0	1	-	1	13.2	0	20.0	38
39 Diabetes mellitus (260)	2	2	-	21.5	41.7	0	1	1	-	13.2	38.5	0	39
40 Pellagra (281)	-	-	-	0	0	0	-	-	-	0	0	0	40
41 Anemias (290-293)	-	-	-	0	0	0	-	-	-	0	0	0	41
42 Vascular lesions affecting central nervous system (330-334)	10	5	5	107.5	104.2	111.1	16	2	14	210.5	76.9	280.0	42
43 Nonmeningococcal meningitis (340)	-	-	-	0	0	0	-	-	-	0	0	0	43
44 Rheumatic fever (400-402)	-	-	-	0	0	0	-	-	-	0	0	0	44
45 Heart diseases (410-443)	46	38	8	494.6	791.7	177.8	28	12	16	368.4	461.5	320.0	45
46 Hypertension without mention of heart (444-447)	-	-	-	0	0	0	1	-	1	13.2	0	20.0	46
47 Influenza and pneumonia (480-483, 490-493)	7	5	2	75.3	104.2	44.4	-	-	-	0	0	0	47
48 Bronchitis (500-502)	1	1	-	10.8	20.8	0	-	-	-	0	0	0	48
49 Ulcer of stomach and duodenum (540, 541)	-	-	-	0	0	0	-	-	-	0	0	0	49
50 Appendicitis (550-553)	-	-	-	0	0	0	-	-	-	0	0	0	50
51 Intestinal obstruction and hernia (560, 561, 570)	1	1	-	10.8	20.8	0	1	-	1	13.2	0	20.0	51
52 Gastritis, duodenitis, enteritis and colitis (except diarrhea of the newborn) (543, 571, 572)	1	-	-	10.8	0	22.2	-	-	-	0	0	0	52
53 Cirrhosis of liver (581)	-	-	-	0	0	0	1	1	-	13.2	38.5	0	53
54 Nephritis and nephrosis (590-594)	-	-	-	0	0	0	2	-	2	26.3	0	40.0	54
55 Hyperplasia of prostate (610)	-	-	-	0	0	0	-	-	-	0	0	0	55
56 Complications of pregnancy, childbirth and the puerperium (640-652, 670-689)	-	-	-	0	0	0	-	-	-	0	0	0	56
57 Congenital malformations (750-759)	-	-	-	0	0	0	-	-	-	0	0	0	57
58 Birth injuries, postnatal asphyxia and atelectasis (760-762)	1	1	-	10.8	20.8	0	1	1	-	13.2	38.5	0	58
59 Infection of the newborn (763-768)	-	-	-	0	0	0	2	1	1	26.3	38.5	20.0	59
60 Other diseases peculiar to early infancy, and immaturity unqualified (769-776)	-	-	-	0	0	0	-	-	-	0	0	0	60
61 Senility, without mention of psychosis (794)	-	-	-	0	0	0	-	-	-	0	0	0	61
62 Ill-defined and unknown causes (780-793, 795)	-	-	-	0	0	0	-	-	-	0	0	0	62
63 Motor vehicle accidents (E810-E835)	5	5	-	53.8	104.2	0	2	2	-	26.3	76.9	0	63
64 All other accidents (E800-E802, E840-E962)	3	1	2	32.3	20.8	44.4	2	-	2	26.3	0	40.0	64
65 Suicide (E963, E970-E979)	-	-	-	0	0	0	-	-	-	0	0	0	65
66 Homicide (E964, E980-E985)	5	1	4	53.8	20.8	88.9	-	-	-	0	0	0	66
67 All other diseases (residual)	13	10	3	139.8	208.3	66.7	4	3	1	52.6	115.4	20.0	67

TABLE XIII VITAL STATISTICS, BY COUNTY, BY RACE, GEORGIA, 1966

ITEM	CAMDEN						CANDLER						
	Number			Rate or Ratio *			Number			Rate or Ratio *			
	Total	White	Non-White	Total	White	Non-White	Total	White	Non-White	Total	White	Non-White	
1 Estimated population as of July 1	10,700	6,500	4,200				6,900	4,400	2,500				1
LIVE BIRTHS													
2 Total	252	133	119	23.6	20.5	28.3	131	64	67	19.0	14.5	26.8	2
3 Delivered in hospital	227	133	94	90.1%	100.0%	79.0%	129	64	65	98.5%	100.0%	97.0%	3
4 Delivered in home by physician				0%	0%	0%	1		1	0.8%	0%	1.5%	4
5 Delivered in home by midwife	25		25	9.9%	0%	21.0%	1		1	0.8%	0%	1.5%	5
6 Other deliveries				0%	0%	0%				0%	0%	0%	6
7 Immature births	22	11	11	87.3	82.7	92.4	12	2	10	91.6	31.3	149.3	7
8 Live births to unwed mothers	20	1	19	79.4	7.5	159.7	18	2	16	137.4	31.3	238.8	8
FETAL DEATHS													
9 Total	7	3	4	27.8	22.6	33.6	3		3	22.9	0	44.8	9
10 Under 20 weeks gestation	1	1		4.0	7.5	0				0	0	0	10
11 20-27 weeks gestation				0	0	0				0	0	0	11
12 28 weeks and more	6	2	4	23.8	15.0	33.6	3		3	22.9	0	44.8	12
13 Unknown length of gestation				0	0	0				0	0	0	13
DEATHS													
14 Total, all ages	87	46	41	813.1	707.7	976.2	72	51	21	1043.5	1159.1	840.0	14
15 Under 1 year	7	4	3	27.8	30.1	25.2	7	3	4	53.4	46.9	59.7	15
16 Under 28 days	4	3	1	15.9	22.6	8.4	5	3	2	38.2	46.9	29.9	16
17 Deaths from immaturity	1			4.0	7.5	0				0	0	0	17
18 1-4 years * *	4	2	2										18
19 Maternal deaths				0	0	0	1		1	76.3	0	149.3	19
CAUSE OF DEATH													
20 Tuberculosis, all forms (001-019)				0	0	0				0	0	0	20
21 Syphilis and its sequelae (020-029)				0	0	0				0	0	0	21
22 Typhoid fever (040)				0	0	0				0	0	0	22
23 Dysentery, all forms (045-048)				0	0	0				0	0	0	23
24 Scarlet fever (050)				0	0	0				0	0	0	24
25 Streptococcal sore throat (051)				0	0	0				0	0	0	25
26 Diphtheria (055)				0	0	0				0	0	0	26
27 Whooping cough (056)				0	0	0				0	0	0	27
28 Meningococcal infections (057)				0	0	0				0	0	0	28
29 Acute poliomyelitis (080)				0	0	0				0	0	0	29
30 Acute infectious encephalitis (082)				0	0	0				0	0	0	30
31 Smallpox (084)				0	0	0				0	0	0	31
32 Measles (085)				0	0	0				0	0	0	32
33 Typhus and other rickettsial diseases (100-103, 105-108)				0	0	0				0	0	0	33
34 Rocky Mountain spotted fever (104)				0	0	0				0	0	0	34
35 Malaria (110-117)				0	0	0				0	0	0	35
36 All other diseases classified as infective and parasitic (030-039, 041-044, 049, 052-054, 059-074, 081, 083, 086-096, 120-138)				0	0	0				0	0	0	36
37 Malignant neoplasms, including neoplasms of lymphatic and haematopoietic tissues (140-205)	12	8	4	112.1	123.1	95.2	8	6	2	115.9	136.4	80.0	37
38 Benign and unspecified neoplasms (210-239)	1	1		9.3	15.4	0				0	0	0	38
39 Diabetes mellitus (260)	2	1	1	18.7	15.4	23.8	2	1	1	29.0	22.7	40.0	39
40 Pellagra (281)				0	0	0				0	0	0	40
41 Anemias (290-293)				0	0	0				0	0	0	41
42 Vascular lesions affecting central nervous system (330-334)	12	4	8	112.1	61.5	190.5	16	11	5	231.9	250.0	200.0	42
43 Nonmeningococcal meningitis (340)				0	0	0				0	0	0	43
44 Rheumatic fever (400-402)				0	0	0				0	0	0	44
45 Heart diseases (410-443)	22	13	9	205.6	200.0	214.3	20	17	3	289.9	386.4	120.0	45
46 Hypertension without mention of heart (444-447)				0	0	0				0	0	0	46
47 Influenza and pneumonia (480-483, 490-493)	10	1	9	93.5	15.4	214.3				0	0	0	47
48 Bronchitis (500-502)				0	0	0				0	0	0	48
49 Ulcer of stomach and duodenum (540, 541)				0	0	0	2	2		29.0	45.5	0	49
50 Appendicitis (550-553)				0	0	0				0	0	0	50
51 Intestinal obstruction and hernia (560, 561, 570)				0	0	0	1	1		14.5	22.7	0	51
52 Gastritis, duodenitis, enteritis and colitis (except diarrhea of the newborn) (543, 571, 572)				0	0	0				0	0	0	52
53 Cirrhosis of liver (581)				0	0	0	1	1		14.5	22.7	0	53
54 Nephritis and nephrosis (590-594)	1		1	9.3	0	23.8				0	0	0	54
55 Hyperplasia of prostate (610)				0	0	0	1		1	14.5	0	40.0	55
56 Complications of pregnancy, childbirth and the puerperium (640-652, 670-689)				0	0	0				0	0	0	56
57 Congenital malformations (750-759)				0	0	0	3	2	1	43.5	45.5	40.0	57
58 Birth injuries, postnatal asphyxia and atelectasis (760-762)	2	1	1	18.7	15.4	23.8	1		1	14.5	0	40.0	58
59 Infection of the newborn (763-768)				0	0	0	1		1	14.5	0	40.0	59
60 Other diseases peculiar to early infancy, and immaturity unqualified (769-776)	2			18.7	30.8	0				14.5	22.7	0	60
61 Senility, without mention of psychosis (794)				0	0	0				0	0	0	61
62 Ill-defined and unknown causes (780-793, 795)				0	0	0				0	0	0	62
63 Motor vehicle accidents (E810-E835)	8	6	2	74.8	92.3	47.6	1	1		14.5	22.7	0	63
64 All other accidents (E800-E802, E840-E962)	8	5	3	74.8	76.9	71.4	3	1	2	43.5	22.7	80.0	64
65 Suicide (E963, E970-E979)				0	0	0	2	2		29.0	45.5	0	65
66 Homicide (E964, E980-E985)				0	0	0				0	0	0	66
67 All other diseases (residual)	7	4	3	65.4	61.5	71.4	3	1	2	43.5	22.7	80.0	67

TABLE XIII VITAL STATISTICS, BY COUNTY, BY RACE, GEORGIA, 1966

ITEM	CARROLL						CATOOSA					
	Number			Rate or Ratio *			Number			Rate or Ratio *		
	Total	White	Non-White	Total	White	Non-White	Total	White	Non-White	Total	White	Non-White
1 Estimated population as of July 1	39,700	32,100	7,600				22,600	22,300	300			
LIVE BIRTHS												
2 Total	826	582	244	20.8	18.1	32.1	469	459	10	20.8	20.6	33.3
3 Delivered in hospital	807	581	226	97.7%	99.8%	92.6%	468	458	10	99.8%	99.8%	100.0%
4 Delivered in home by physician	6	1	5	0.7%	0.2%	2.0%	-	-	-	0%	0%	0%
5 Delivered in home by midwife	13	-	13	1.6%	0%	5.3%	-	-	-	0%	0%	0%
6 Other deliveries	-	-	-	0%	0%	0%	1	1	-	0.2%	0.2%	0%
7 Immature births	78	46	32	94.4	79.0	131.1	34	33	1	72.5	71.9	100.0
8 Live births to unwed mothers	69	9	60	83.5	15.5	245.9	11	10	1	23.5	21.8	100.0
FETAL DEATHS												
9 Total	47	36	11	56.9	61.9	45.1	6	6	-	12.8	13.1	0
10 Under 20 weeks gestation	34	29	5	41.2	49.8	20.5	3	3	-	6.4	6.5	0
11 20-27 weeks gestation	3	1	2	3.6	1.7	8.2	-	-	-	0	0	0
12 28 weeks and more	10	6	4	12.1	10.3	16.4	3	3	-	6.4	6.5	0
13 Unknown length of gestation	-	-	-	0	0	0	-	-	-	0	0	0
DEATHS												
14 Total, all ages	400	322	78	1007.6	1003.1	1026.3	175	172	3	774.3	771.3	1000.0
15 Under 1 year	33	24	9	40.0	41.2	36.9	11	11	-	23.5	24.0	0
16 Under 28 days	24	17	7	29.1	29.2	28.7	8	8	-	17.1	17.4	0
17 Deaths from immaturity	6	4	2	7.3	6.9	8.2	3	3	-	6.4	6.5	0
18 1-4 years **	4	2	2	-	-	-	2	2	-	-	-	0
19 Maternal deaths	-	-	-	0	0	0	-	-	-	0	0	0
CAUSE OF DEATH												
20 Tuberculosis, all forms (001-019)	1	1	-	2.5	3.1	0	1	1	-	4.4	4.5	0
21 Syphilis and its sequelae (020-029)	-	-	-	0	0	0	-	-	-	0	0	0
22 Typhoid fever (040)	-	-	-	0	0	0	-	-	-	0	0	0
23 Dysentery, all forms (045-048)	-	-	-	0	0	0	-	-	-	0	0	0
24 Scarlet fever (050)	-	-	-	0	0	0	-	-	-	0	0	0
25 Streptococcal sore throat (051)	-	-	-	0	0	0	-	-	-	0	0	0
26 Diphtheria (055)	-	-	-	0	0	0	-	-	-	0	0	0
27 Whooping cough (056)	-	-	-	0	0	0	-	-	-	0	0	0
28 Meningococcal infections (057)	-	-	-	0	0	0	-	-	-	0	0	0
29 Acute poliomyelitis (080)	-	-	-	0	0	0	-	-	-	0	0	0
30 Acute infectious encephalitis (082)	-	-	-	0	0	0	-	-	-	0	0	0
31 Smallpox (084)	-	-	-	0	0	0	-	-	-	0	0	0
32 Measles (085)	-	-	-	0	0	0	-	-	-	0	0	0
33 Typhus and other rickettsial diseases (100-103, 105-108)	-	-	-	0	0	0	-	-	-	0	0	0
34 Rocky Mountain spotted fever (104)	-	-	-	0	0	0	-	-	-	0	0	0
35 Malaria (110-117)	-	-	-	0	0	0	-	-	-	0	0	0
36 All other diseases classified as infective and parasitic (030-039, 041-044, 049, 052-054, 059-074, 081, 083, 086-096, 120-138)	4	3	1	10.1	9.3	13.2	-	-	-	0	0	0
37 Malignant neoplasms, including neoplasms of lymphatic and haematopoietic tissues (140-205)	48	47	1	120.9	146.4	13.2	39	38	1	172.6	170.4	333.3
38 Benign and unspecified neoplasms (210-239)	-	-	-	0	0	0	-	-	-	0	0	0
39 Diabetes mellitus (260)	3	3	-	7.6	9.3	0	-	-	-	0	0	0
40 Pellagra (281)	0	0	-	0	0	0	-	-	-	0	0	0
41 Anemias (290-293)	1	1	-	2.5	3.1	0	-	-	-	0	0	0
42 Vascular lesions affecting central nervous system (330-334)	57	43	14	143.6	134.0	184.2	21	21	-	92.9	94.2	0
43 Nonmeningococcal meningitis (340)	1	1	-	2.5	3.1	0	-	-	-	0	0	0
44 Rheumatic fever (400-402)	-	-	-	0	0	0	-	-	-	0	0	0
45 Heart diseases (410-443)	130	110	20	327.5	342.7	263.2	47	47	-	208.0	210.8	0
46 Hypertension without mention of heart (444-447)	2	1	1	5.0	3.1	13.2	-	-	-	0	0	0
47 Influenza and pneumonia (480-483, 490-493)	15	11	4	37.8	34.3	52.6	-	-	-	0	0	0
48 Bronchitis (500-502)	1	1	-	2.5	3.1	0	-	-	-	0	0	0
49 Ulcer of stomach and duodenum (540, 541)	2	2	-	5.0	6.2	0	6	6	-	26.5	26.9	0
50 Appendicitis (550-553)	-	-	-	0	0	0	-	-	-	0	0	0
51 Intestinal obstruction and hernia (560, 561, 570)	2	2	-	5.0	6.2	0	-	-	-	0	0	0
52 Gastritis, duodenitis, enteritis and colitis (except diarrhea of the newborn) (543, 571, 572)	1	1	-	2.5	0	13.2	-	-	-	0	0	0
53 Cirrhosis of liver (581)	2	1	1	5.0	3.1	13.2	-	-	-	0	0	0
54 Nephritis and nephrosis (590-594)	6	4	2	15.1	12.5	26.3	2	2	-	8.8	9.0	0
55 Hyperplasia of prostate (610)	1	1	-	2.5	0	13.2	-	-	-	0	0	0
56 Complications of pregnancy, childbirth and the puerperium (640-652, 670-689)	-	-	-	0	0	0	-	-	-	0	0	0
57 Congenital malformations (750-759)	6	4	2	15.1	12.5	26.3	6	6	-	26.5	26.9	0
58 Birth injuries, postnatal asphyxia and atelectasis (760-762)	4	4	-	10.1	12.5	0	-	-	-	0	0	0
59 Infection of the newborn (763-768)	4	2	2	10.1	6.2	26.3	-	-	-	0	0	0
60 Other diseases peculiar to early infancy, and immaturity unqualified (769-776)	11	9	2	27.7	28.0	26.3	5	5	-	22.1	22.4	0
61 Senility, without mention of psychosis (794)	8	5	3	20.2	15.6	39.5	-	-	-	0	0	0
62 Ill-defined and unknown causes (780-793, 795)	5	3	2	12.6	9.3	26.3	2	2	-	8.8	9.0	0
63 Motor vehicle accidents (E810-E835)	10	8	2	25.2	24.9	26.3	7	7	-	31.0	31.4	0
64 All other accidents (E800-E802, E840-E962)	15	11	4	37.8	34.3	52.6	6	5	1	26.5	22.4	333.3
65 Suicide (E963, E970-E979)	5	5	-	12.6	15.6	0	2	2	-	8.8	9.0	0
66 Homicide (E964, E980-E985)	6	1	5	15.1	3.1	65.8	1	1	-	4.4	4.5	0
67 All other diseases (residual)	49	39	10	123.4	121.5	131.6	20	19	1	88.5	85.2	333.3

TABLE XIII VITAL STATISTICS, BY COUNTY, BY RACE, GEORGIA, 1966

ITEM	CHARLTON						CHATHAM						
	Number			Rate or Ratio *			Number			Rate or Ratio *			
	Total	White	Non-White	Total	White	Non-White	Total	White	Non-White	Total	White	Non-White	
1 Estimated population as of July 1	5,800	3,900	1,900				183,700	109,800	73,900				1
LIVE BIRTHS													
2 Total	152	84	68	26.2	21.5	35.8	3,794	2,222	1,572	20.7	20.2	21.3	2
3 Delivered in hospital	111	83	28	73.0%	98.8%	41.2%	3,765	2,219	1,546	99.2%	99.9%	98.3%	3
4 Delivered in home by physician	2	1	1	1.3%	1.2%	1.5%	29	3	26	0.8%	0.1%	1.7%	4
5 Delivered in home by midwife	39	-	39	25.7%	0%	57.4%	-	-	-	0%	0%	0%	5
6 Other deliveries	-	-	-	0%	0%	0%	-	-	-	0%	0%	0%	6
7 Immature births	12	3	9	78.9	35.7	132.4	360	159	201	94.9	71.6	127.9	7
8 Live births to unwed mothers	15	3	12	98.7	35.7	176.5	648	175	473	170.8	78.8	300.9	8
FETAL DEATHS													
9 Total	3	1	2	19.7	11.9	29.4	181	125	56	47.7	56.3	35.6	9
10 Under 20 weeks gestation	1	-	1	6.6	0	14.7	113	95	18	29.8	42.8	11.5	10
11 20-27 weeks gestation	-	-	-	0	0	0	24	7	17	6.3	3.2	10.8	11
12 28 weeks and more	2	1	1	13.2	11.9	14.7	43	22	21	11.3	9.9	13.4	12
13 Unknown length of gestation	-	-	-	0	0	0	1	1	-	0.3	0.5	0	13
DEATHS													
14 Total, all ages	52	31	21	896.6	794.9	1105.3	1,821	1,037	784	991.3	944.4	1060.9	14
15 Under 1 year	5	-	5	32.9	0	73.5	101	40	61	26.6	18.0	38.8	15
16 Under 28 days	1	-	1	6.6	0	14.7	66	33	33	17.4	14.9	21.0	16
17 Deaths from immaturity	-	-	-	0	0	0	17	7	10	4.5	3.2	6.4	17
18 1-4 years **	-	-	-	0	0	0	25	10	15	-	-	-	18
19 Maternal deaths	-	-	-	0	0	0	-	-	-	0	0	0	19
CAUSE OF DEATH													
20 Tuberculosis, all forms (001-019)	-	-	-	0	0	0	9	4	5	4.9	3.6	6.8	20
21 Syphilis and its sequelae (020-029)	-	-	-	0	0	0	1	-	1	0.5	0	1.4	21
22 Typhoid fever (040)	-	-	-	0	0	0	-	-	-	0	0	0	22
23 Dysentery, all forms (045-048)	-	-	-	0	0	0	2	2	-	1.1	1.8	0	23
24 Scarlet fever (050)	-	-	-	0	0	0	-	-	-	0	0	0	24
25 Streptococcal sore throat (051)	-	-	-	0	0	0	-	-	-	0	0	0	25
26 Diphtheria (055)	-	-	-	0	0	0	-	-	-	0	0	0	26
27 Whooping cough (056)	-	-	-	0	0	0	-	-	-	0	0	0	27
28 Meningococcal infections (057)	-	-	-	0	0	0	-	-	-	0	0	0	28
29 Acute poliomyelitis (080)	-	-	-	0	0	0	-	-	-	0	0	0	29
30 Acute infectious encephalitis (082)	-	-	-	0	0	0	1	1	-	0.5	0.9	0	30
31 Smallpox (084)	-	-	-	0	0	0	-	-	-	0	0	0	31
32 Measles (085)	-	-	-	0	0	0	1	-	1	0.5	0	1.4	32
33 Typhus and other rickettsial diseases (100-103, 105-108)	-	-	-	0	0	0	-	-	-	0	0	0	33
34 Rocky Mountain spotted fever (104)	-	-	-	0	0	0	-	-	-	0	0	0	34
35 Malaria (110-117)	-	-	-	0	0	0	-	-	-	0	0	0	35
36 All other diseases classified as infective and parasitic (030-039, 041-044, 049, 052-054, 059-074, 081, 083, 086-096, 120-138)	-	-	-	0	0	0	10	1	9	5.4	0.9	12.2	36
37 Malignant neoplasms, including neoplasms of lymphatic and haematopoietic tissues (140-205)	13	7	6	224.1	179.5	315.8	263	165	98	143.2	150.3	132.6	37
38 Benign and unspecified neoplasms (210-239)	-	-	-	0	0	0	5	2	3	2.7	1.8	4.1	38
39 Diabetes mellitus (260)	-	-	-	0	0	0	34	15	19	18.5	13.7	25.7	39
40 Pellagra (281)	-	-	-	0	0	0	-	-	-	0	0	0	40
41 Anemias (290-293)	-	-	-	0	0	0	5	2	3	2.7	1.8	4.1	41
42 Vascular lesions affecting central nervous system (330-334)	7	4	3	120.7	102.6	157.9	268	108	160	145.9	98.4	216.5	42
43 Nonmeningococcal meningitis (340)	-	-	-	0	0	0	4	1	3	2.2	0.9	4.1	43
44 Rheumatic fever (400-402)	-	-	-	0	0	0	1	-	1	0.5	0	1.4	44
45 Heart diseases (410-443)	11	9	2	189.7	230.8	105.3	620	407	213	337.5	370.7	288.2	45
46 Hypertension without mention of heart (444-447)	-	-	-	0	0	0	8	4	4	4.4	3.6	5.4	46
47 Influenza and pneumonia (480-483, 490-493)	2	-	2	34.5	0	105.3	7	-	-	0	0	0	47
48 Bronchitis (500-502)	-	-	-	0	0	0	7	6	1	3.8	5.5	1.4	48
49 Ulcer of stomach and duodenum (540, 541)	-	-	-	0	0	0	9	6	3	4.9	5.5	4.1	49
50 Appendicitis (550-553)	1	-	1	0	0	0	5	3	2	2.7	2.7	2.7	50
51 Intestinal obstruction and hernia (560, 561, 570)	1	1	-	17.2	25.6	0	5	4	1	2.7	3.6	1.4	51
52 Gastritis, duodenitis, enteritis and colitis (except diarrhea of the newborn) (543, 571, 572)	1	-	1	17.2	0	52.6	8	4	4	4.4	3.6	5.4	52
53 Cirrhosis of liver (581)	-	-	-	0	0	0	15	4	11	8.2	3.6	14.9	53
54 Nephritis and nephrosis (590-594)	-	-	-	0	0	0	2	1	1	1.1	0.9	1.4	54
55 Hyperplasia of prostate (610)	-	-	-	0	0	0	-	-	-	0	0	0	55
56 Complications of pregnancy, childbirth and the puerperium (640-652, 670-689)	-	-	-	0	0	0	14	8	6	7.6	7.3	8.1	56
57 Congenital malformations (750-759)	-	-	-	0	0	0	24	11	13	13.1	10.0	17.6	57
58 Birth injuries, postnatal asphyxia and atelectasis (760-762)	-	-	-	0	0	0	4	-	4	2.2	0	5.4	58
59 Infection of the newborn (763-768)	-	-	-	0	0	0	31	16	15	16.9	14.6	20.3	59
60 Other diseases peculiar to early infancy, and immaturity unqualified (769-776)	-	-	-	0	0	0	1	-	1	0.5	0	1.4	60
61 Senility, without mention of psychosis (794)	-	-	-	0	0	0	-	-	-	0	0	0	61
62 Ill-defined and unknown causes (780-793, 795)	1	-	1	17.2	0	52.6	7	3	4	3.8	2.7	5.4	62
63 Motor vehicle accidents (E810-E835)	2	1	1	34.5	25.6	52.6	57	43	14	31.0	39.2	18.9	63
64 All other accidents (E800-E802, E840-E962)	4	2	2	69.0	51.3	105.3	61	34	27	33.2	31.0	36.5	64
65 Suicide (E963, E970-E979)	-	-	-	0	0	0	23	18	5	12.5	16.4	6.8	65
66 Homicide (E964, E980-E985)	2	1	1	34.5	25.6	52.6	21	8	13	11.4	7.3	17.6	66
67 All other diseases (residual)	7	5	2	120.7	128.2	105.3	215	107	108	117.0	97.4	146.1	67

TABLE XIII VITAL STATISTICS, BY COUNTY, BY RACE, GEORGIA, 1966

ITEM	CHATHAHOOCHEE						CHATTOGA					
	Number			Rate or Ratio *			Number			Rate or Ratio *		
	Total	White	Non-White	Total	White	Non-White	Total	White	Non-White	Total	White	Non-White
1 Estimated population as of July 1	1,500	800	700				20,800	18,900	1,900			
LIVE BIRTHS												
2 Total	73	53	20	48.7	66.3	28.6	410	358	52	19.7	18.9	27.4
3 Delivered in hospital	63	51	12	86.3%	96.2%	60.0%	410	358	52	100.0%	100.0%	100.0%
4 Delivered in home by physician	6	2	4	8.2%	3.8%	20.0%	-	-	-	0%	0%	0%
5 Delivered in home by midwife	4	4	0	5.5%	0%	20.0%	-	-	-	0%	0%	0%
6 Other deliveries	-	-	-	0%	0%	0%	-	-	-	0%	0%	0%
7 Immature births	11	9	2	150.7	169.8	100.0	36	32	4	87.8	89.4	76.9
8 Live births to unwed mothers	5	1	4	68.5	18.9	200.0	22	9	13	53.7	25.1	250.0
FETAL DEATHS												
9 Total	-	-	-	0	0	0	2	1	1	4.9	2.8	19.2
10 Under 20 weeks gestation	-	-	-	0	0	0	-	-	-	0	0	0
11 20-27 weeks gestation	-	-	-	0	0	0	-	-	-	0	0	0
12 28 weeks and more	-	-	-	0	0	0	1	1	-	2.4	2.8	0
13 Unknown length of gestation	-	-	-	0	0	0	1	-	1	2.4	0	19.2
DEATHS												
14 Total, all ages	23	8	15	1533.3	1000.0	2142.9	154	139	15	740.4	735.4	789.5
15 Under 1 year	3	2	1	41.1	37.7	50.0	7	5	2	17.1	14.0	38.5
16 Under 28 days	2	2	-	27.4	37.7	0	5	4	1	12.2	11.2	19.2
17 Deaths from immaturity	-	-	-	0	0	0	2	1	1	4.9	2.8	19.2
18 1-4 years **	1	1	-	-	-	-	-	-	-	-	-	-
19 Maternal deaths	-	-	-	0	0	0	-	-	-	0	0	0
CAUSE OF DEATH												
20 Tuberculosis, all forms (001-019)	-	-	-	0	0	0	1	1	-	4.8	5.3	0
21 Syphilis and its sequelae (020-029)	-	-	-	0	0	0	-	-	-	0	0	0
22 Typhoid fever (040)	-	-	-	0	0	0	-	-	-	0	0	0
23 Dysentery, all forms (045-048)	-	-	-	0	0	0	-	-	-	0	0	0
24 Scarlet fever (050)	-	-	-	0	0	0	-	-	-	0	0	0
25 Streptococcal sore throat (051)	-	-	-	0	0	0	-	-	-	0	0	0
26 Diphtheria (055)	-	-	-	0	0	0	-	-	-	0	0	0
27 Whooping cough (056)	-	-	-	0	0	0	-	-	-	0	0	0
28 Meningococcal infections (057)	-	-	-	0	0	0	-	-	-	0	0	0
29 Acute poliomyelitis (080)	-	-	-	0	0	0	-	-	-	0	0	0
30 Acute infectious encephalitis (082)	-	-	-	0	0	0	-	-	-	0	0	0
31 Smallpox (084)	-	-	-	0	0	0	-	-	-	0	0	0
32 Measles (085)	-	-	-	0	0	0	-	-	-	0	0	0
33 Typhus and other rickettsial diseases (100-103, 105-108)	-	-	-	0	0	0	-	-	-	0	0	0
34 Rocky Mountain spotted fever (104)	-	-	-	0	0	0	-	-	-	0	0	0
35 Malaria (110-117)	-	-	-	0	0	0	-	-	-	0	0	0
36 All other diseases classified as infective and parasitic (030-039, 041-044, 049, 052-054, 059-074, 081, 083, 086-096, 120-138)	-	-	-	0	0	0	-	-	-	0	0	0
37 Malignant neoplasms, including neoplasms of lymphatic and haematopoietic tissues (140-205)	1	-	1	66.7	0	142.9	28	27	1	134.6	142.9	52.6
38 Benign and unspecified neoplasms (210-239)	-	-	-	0	0	0	-	-	-	0	0	0
39 Diabetes mellitus (260)	-	-	-	0	0	0	2	1	1	9.6	5.3	52.6
40 Pellagra (281)	-	-	-	0	0	0	-	-	-	0	0	0
41 Anemias (290-293)	-	-	-	0	0	0	-	-	-	0	0	0
42 Vascular lesions affecting central nervous system (330-334)	2	1	1	133.3	125.0	142.9	18	14	4	86.5	74.1	210.5
43 Nonmeningococcal meningitis (340)	-	-	-	0	0	0	-	-	-	0	0	0
44 Rheumatic fever (400-402)	-	-	-	0	0	0	-	-	-	0	0	0
45 Heart diseases (410-443)	8	2	6	533.3	250.0	857.1	55	52	3	264.4	275.1	157.9
46 Hypertension without mention of heart (444-447)	1	1	-	66.7	125.0	0	2	1	1	9.6	5.3	52.6
47 Influenza and pneumonia (480-483, 490-493)	-	-	-	0	0	0	-	-	-	0	0	0
48 Bronchitis (500-502)	-	-	-	0	0	0	1	1	-	4.8	5.3	0
49 Ulcer of stomach and duodenum (540, 541)	-	-	-	0	0	0	1	1	-	4.8	5.3	0
50 Appendicitis (550-553)	-	-	-	0	0	0	-	-	-	0	0	0
51 Intestinal obstruction and hernia (560, 561, 570)	-	-	-	0	0	0	1	1	-	4.8	5.3	0
52 Gastritis, duodenitis, enteritis and colitis (except diarrhea of the newborn) (543, 571, 572)	1	1	-	66.7	0	142.9	1	-	1	4.8	0	52.6
53 Cirrhosis of liver (581)	-	-	-	0	0	0	-	-	-	0	0	0
54 Nephritis and nephrosis (590-594)	-	-	-	0	0	0	1	1	-	4.8	5.3	0
55 Hyperplasia of prostate (610)	-	-	-	0	0	0	-	-	-	0	0	0
56 Complications of pregnancy, childbirth and the puerperium (640-652, 670-689)	-	-	-	0	0	0	-	-	-	0	0	0
57 Congenital malformations (750-759)	1	1	-	66.7	125.0	0	2	2	-	9.6	10.6	0
58 Birth injuries, postnatal asphyxia and atelectasis (760-762)	1	1	-	66.7	125.0	0	1	1	-	4.8	5.3	0
59 Infection of the newborn (763-768)	-	-	-	0	0	0	-	-	-	0	0	0
60 Other diseases peculiar to early infancy, and immaturity unqualified (769-776)	-	-	-	0	0	0	4	3	1	19.2	15.9	52.6
61 Senility, without mention of psychosis (794)	-	-	-	0	0	0	1	1	-	4.8	5.3	0
62 Ill-defined and unknown causes (780-793, 795)	-	-	-	0	0	0	1	1	-	4.8	5.3	0
63 Motor vehicle accidents (E810-E835)	5	-	5	333.3	0	714.3	7	6	1	33.7	31.7	52.6
64 All other accidents (E800-E802, E840-E962)	1	-	1	66.7	0	142.9	8	8	-	38.5	42.3	0
65 Suicide (E963, E970-E979)	-	-	-	0	0	0	1	1	-	4.8	5.3	0
66 Homicide (E964, E980-E985)	-	-	-	0	0	0	-	-	-	0	0	0
67 All other diseases (residual)	2	2	-	133.3	250.0	0	11	9	2	52.9	47.6	105.3

TABLE XIII VITAL STATISTICS, BY COUNTY, BY RACE, GEORGIA, 1966

ITEM	CHEROKEE						CLARKE						
	Number			Rate or Ratio *			Number			Rate or Ratio *			
	Total	White	Non-White	Total	White	Non-White	Total	White	Non-White	Total	White	Non-White	
1 Estimated population as of July 1	24,300	23,400	900				41,400	34,900	12,500				1
LIVE BIRTHS													
2 Total	510	475	35	21.0	20.3	38.9	1,086	794	292	22.9	22.8	23.4	2
3 Delivered in hospital	509	474	35	99.8%	99.8%	100.0%	1,082	793	289	99.6%	99.9%	99.0%	3
4 Delivered in home by physician	1	1	-	0.2%	0.2%	0%	4	1	3	0.4%	0.1%	1.0%	4
5 Delivered in home by midwife	-	-	-	0%	0%	0%	-	-	-	0%	0%	0%	5
6 Other deliveries	-	-	-	0%	0%	0%	-	-	-	0%	0%	0%	6
7 Immature births	43	36	7	84.3	75.8	200.0	102	62	40	93.9	78.1	137.0	7
8 Live births to unwed mothers	8	4	4	15.7	8.4	114.3	94	12	82	86.6	15.1	280.8	8
FETAL DEATHS													
9 Total	11	10	1	21.6	21.1	28.6	26	16	10	23.9	20.2	34.2	9
10 Under 20 weeks gestation	-	-	-	0	0	0	1	1	-	0.9	1.3	0	10
11 20-27 weeks gestation	2	1	1	3.9	2.1	28.6	7	4	3	6.4	5.0	10.3	11
12 28 weeks and more	7	7	-	13.7	14.7	0	18	11	7	16.6	13.9	24.0	12
13 Unknown length of gestation	2	2	-	3.9	4.2	0	-	-	-	0	0	0	13
DEATHS													
14 Total, all ages	203	198	5	835.4	846.2	555.6	404	249	155	852.3	713.5	1240.0	14
15 Under 1 year	11	9	2	21.6	18.9	57.1	26	16	10	23.9	20.2	34.2	15
16 Under 28 days	7	6	1	13.7	12.6	28.6	18	13	5	16.6	16.4	17.1	16
17 Deaths from immaturity	1	-	1	0	0	0	5	4	1	4.6	5.0	3.4	17
18 1-4 years **	1	1	-	19.6	21.1	0	2	1	1	0	0	0	18
19 Maternal deaths	1	1	-	19.6	21.1	0	-	-	-	0	0	0	19
CAUSE OF DEATH													
20 Tuberculosis, all forms (001-019)	-	-	-	0	0	0	2	2	-	4.2	5.7	0	20
21 Syphilis and its sequelae (020-029)	-	-	-	0	0	0	-	-	-	0	0	0	21
22 Typhoid fever (040)	-	-	-	0	0	0	-	-	-	0	0	0	22
23 Dysentery, all forms (045-048)	-	-	-	0	0	0	-	-	-	0	0	0	23
24 Scarlet fever (050)	-	-	-	0	0	0	-	-	-	0	0	0	24
25 Streptococcal sore throat (051)	-	-	-	0	0	0	-	-	-	0	0	0	25
26 Diphtheria (055)	-	-	-	0	0	0	-	-	-	0	0	0	26
27 Whooping cough (056)	-	-	-	0	0	0	-	-	-	0	0	0	27
28 Meningococcal infections (057)	-	-	-	0	0	0	-	-	-	0	0	0	28
29 Acute poliomyelitis (080)	-	-	-	0	0	0	-	-	-	0	0	0	29
30 Acute infectious encephalitis (082)	-	-	-	0	0	0	-	-	-	0	0	0	30
31 Smallpox (084)	-	-	-	0	0	0	-	-	-	0	0	0	31
32 Measles (085)	-	-	-	0	0	0	-	-	-	0	0	0	32
33 Typhus and other rickettsial diseases (100-103, 105-108)	-	-	-	0	0	0	-	-	-	0	0	0	33
34 Rocky Mountain spotted fever (104)	-	-	-	0	0	0	-	-	-	0	0	0	34
35 Malaria (110-117)	-	-	-	0	0	0	-	-	-	0	0	0	35
36 All other diseases classified as infective and parasitic (030-039, 041-044, 049, 052-054, 059-074, 081, 083, 086-096, 120-138)	-	-	-	0	0	0	1	1	-	2.1	2.9	0	36
37 Malignant neoplasms, including neoplasms of lymphatic and haematopoietic tissues (140-205)	34	33	1	139.9	141.0	111.1	49	34	15	103.4	97.4	120.0	37
38 Benign and unspecified neoplasms (210-239)	-	-	-	0	0	0	1	-	1	2.1	0	8.0	38
39 Diabetes mellitus (260)	9	9	-	37.0	38.5	0	7	3	4	14.8	8.6	32.0	39
40 Pellagra (281)	-	-	-	0	0	0	-	-	-	0	0	0	40
41 Anemias (290-293)	1	1	-	4.1	4.3	0	1	-	1	2.1	0	8.0	41
42 Vascular lesions affecting central nervous system (330-334)	30	30	-	123.5	128.2	0	59	35	24	124.5	100.3	192.0	42
43 Nonmeningococcal meningitis (340)	-	-	-	0	0	0	1	-	1	2.1	0	8.0	43
44 Rheumatic fever (400-402)	-	-	-	0	0	0	-	-	-	0	0	0	44
45 Heart diseases (410-443)	58	58	-	238.7	247.9	0	146	90	56	308.0	257.9	448.0	45
46 Hypertension without mention of heart (444-447)	-	-	-	0	0	0	4	2	2	8.4	5.7	16.0	46
47 Influenza and pneumonia (480-483, 490-493)	10	10	-	41.2	42.7	0	4	-	4	8.4	0	32.0	47
48 Bronchitis (500-502)	-	-	-	0	0	0	2	1	1	4.2	2.9	8.0	48
49 Ulcer of stomach and duodenum (540, 541)	1	1	-	4.1	4.3	0	-	-	-	0	0	0	49
50 Appendicitis (550-553)	-	-	-	0	0	0	-	-	-	0	0	0	50
51 Intestinal obstruction and hernia (560, 561, 570)	2	2	-	8.2	8.5	0	3	2	1	6.3	5.7	8.0	51
52 Gastritis, duodenitis, enteritis and colitis (except diarrhea of the newborn) (543, 571, 572)	-	-	-	0	0	0	2	1	1	4.2	2.9	8.0	52
53 Cirrhosis of liver (581)	1	1	-	4.1	4.3	0	5	4	1	10.5	11.5	8.0	53
54 Nephritis and nephrosis (590-594)	1	1	-	4.1	4.3	0	5	2	3	10.5	5.7	24.0	54
55 Hyperplasia of prostate (610)	-	-	-	0	0	0	-	-	-	0	0	0	55
56 Complications of pregnancy, childbirth and the puerperium (640-652, 670-689)	1	1	-	4.1	4.3	0	-	-	-	0	0	0	56
57 Congenital malformations (750-759)	1	1	-	4.1	4.3	0	3	2	1	6.3	5.7	8.0	57
58 Birth injuries, postnatal asphyxia and atelectasis (760-762)	3	3	-	12.3	12.8	0	7	5	2	14.8	14.3	16.0	58
59 Infection of the newborn (763-768)	2	1	1	8.2	4.3	111.1	3	2	1	6.3	5.7	8.0	59
60 Other diseases peculiar to early infancy, and immaturity unqualified (769-774)	2	2	-	8.2	8.5	0	6	5	1	12.7	14.3	8.0	60
61 Senility, without mention of psychosis (794)	1	1	-	4.1	4.3	0	-	-	-	0	0	0	61
62 Ill-defined and unknown causes (780-793, 795)	4	2	2	16.5	8.5	222.2	1	-	1	2.1	0	8.0	62
63 Motor vehicle accidents (E810-E835)	12	12	-	49.4	51.3	0	15	8	7	31.6	22.9	56.0	63
64 All other accidents (E800-E802, E840-E862)	8	8	-	32.9	34.2	0	13	8	5	27.4	22.9	40.0	64
65 Suicide (E963, E970-E979)	-	-	-	0	0	0	6	6	-	12.7	17.2	0	65
66 Homicide (E964, E980-E985)	1	1	-	4.1	4.3	0	5	1	4	10.5	2.9	32.0	66
67 All other diseases (residual)	21	20	1	86.4	85.5	111.1	38	23	15	80.2	65.9	120.0	67

TABLE XIII VITAL STATISTICS, BY COUNTY, BY RACE, GEORGIA, 1966

ITEM	CLAY						CLAYTON						
	Number			Rate or Ratio *			Number			Rate or Ratio *			
	Total	White	Non-White	Total	White	Non-White	Total	White	Non-White	Total	White	Non-White	
1 Estimated population as of July 1	4,700	1,700	3,000				71,600	66,400	5,200				1
LIVE BIRTHS													
2 Total	91	14	77	19.4	8.2	25.7	1,736	1,608	128	24.2	24.2	24.6	2
3 Delivered in hospital	60	14	46	65.9%	100.0%	59.7%	1,729	1,606	123	99.6%	99.9%	96.1%	3
4 Delivered in home by physician	—	—	—	0%	0%	0%	4	—	4	0.2%	0%	3.1%	4
5 Delivered in home by midwife	31	—	31	34.1%	0%	40.3%	3	2	1	0.2%	0.1%	0.8%	5
6 Other deliveries	—	—	—	0%	0%	0%	—	—	—	0%	0%	0%	6
7 Immature births	10	1	9	109.9	71.4	116.9	127	103	24	73.2	64.1	187.5	7
8 Live births to unwed mothers	17	—	17	186.8	0	220.8	68	26	42	39.2	16.2	328.1	8
FETAL DEATHS													
9 Total	—	—	—	0	0	0	48	46	2	27.6	28.6	15.6	9
10 Under 20 weeks gestation	—	—	—	0	0	0	23	22	1	13.2	13.7	7.8	10
11 20-27 weeks gestation	—	—	—	0	0	0	10	9	1	5.8	5.6	7.8	11
12 28 weeks and more	—	—	—	0	0	0	15	15	—	8.6	9.3	0	12
13 Unknown length of gestation	—	—	—	0	0	0	—	—	—	0	0	0	13
DEATHS													
14 Total, all ages	55	25	30	1170.2	1470.6	1000.0	354	304	50	494.4	457.8	961.5	14
15 Under 1 year	7	2	5	76.9	142.9	64.9	44	34	10	25.3	21.1	78.1	15
16 Under 28 days	1	—	1	11.0	0	13.0	30	24	6	17.3	14.9	46.9	16
17 Deaths from immaturity	—	—	—	0	0	0	7	6	1	4.0	3.7	7.8	17
18 1-4 years **	—	—	—	0	0	0	8	7	1	—	—	—	18
19 Maternal deaths	—	—	—	0	0	0	—	—	—	0	0	0	19
CAUSE OF DEATH													
20 Tuberculosis, all forms (001-019)	1	—	1	21.3	0	33.3	—	—	—	0	0	0	20
21 Syphilis and its sequelae (020-029)	—	—	—	0	0	0	1	1	—	1.4	1.5	0	21
22 Typhoid fever (040)	—	—	—	0	0	0	—	—	—	0	0	0	22
23 Dysentery, all forms (045-048)	—	—	—	0	0	0	—	—	—	0	0	0	23
24 Scarlet fever (050)	—	—	—	0	0	0	—	—	—	0	0	0	24
25 Streptococcal sore throat (051)	—	—	—	0	0	0	—	—	—	0	0	0	25
26 Diphtheria (055)	—	—	—	0	0	0	—	—	—	0	0	0	26
27 Whooping cough (056)	—	—	—	0	0	0	—	—	—	0	0	0	27
28 Meningococcal infections (057)	—	—	—	0	0	0	—	—	—	0	0	0	28
29 Acute poliomyelitis (080)	—	—	—	0	0	0	—	—	—	0	0	0	29
30 Acute infectious encephalitis (082)	—	—	—	0	0	0	—	—	—	0	0	0	30
31 Smallpox (084)	—	—	—	0	0	0	—	—	—	0	0	0	31
32 Measles (085)	—	—	—	0	0	0	—	—	—	0	0	0	32
33 Typhus and other rickettsial diseases (100-103, 105-108)	—	—	—	0	0	0	—	—	—	0	0	0	33
34 Rocky Mountain spotted fever (104)	—	—	—	0	0	0	—	—	—	0	0	0	34
35 Malaria (110-117)	—	—	—	0	0	0	—	—	—	0	0	0	35
36 All other diseases classified as infective and parasitic (030-039, 041-044, 049, 052-054, 059-074, 081, 083, 086-096, 120-138)	—	—	—	0	0	0	1	1	—	1.4	1.5	0	36
37 Malignant neoplasms, including neoplasms of lymphatic and haematopoietic tissues (140-205)	6	2	4	127.7	117.6	133.3	56	52	4	78.2	78.3	76.9	37
38 Benign and unspecified neoplasms (210-239)	—	—	—	0	0	0	5	5	—	7.0	7.5	0	38
39 Diabetes mellitus (260)	—	—	—	0	0	0	2	1	1	2.8	1.5	19.2	39
40 Pellagra (281)	—	—	—	0	0	0	—	—	—	0	0	0	40
41 Anemias (290-293)	—	—	—	0	0	0	—	—	—	0	0	0	41
42 Vascular lesions affecting central nervous system (330-334)	15	8	7	319.1	470.6	233.3	45	34	11	62.8	51.2	211.5	42
43 Nonmeningococcal meningitis (340)	—	—	—	0	0	0	3	2	1	4.2	3.0	19.2	43
44 Rheumatic fever (400-402)	—	—	—	0	0	0	—	—	—	0	0	0	44
45 Heart diseases (410-443)	14	9	5	297.9	529.4	166.7	104	91	13	145.3	137.0	250.0	45
46 Hypertension without mention of heart (444-447)	—	—	—	0	0	0	4	4	—	5.6	6.0	0	46
47 Influenza and pneumonia (480-483, 490-493)	3	—	3	63.8	0	100.0	1	1	—	1.4	1.5	0	47
48 Bronchitis (500-502)	—	—	—	0	0	0	—	—	—	0	0	0	48
49 Ulcer of stomach and duodenum (540, 541)	—	—	—	0	0	0	1	—	1	1.4	0	19.2	49
50 Appendicitis (550-553)	—	—	—	0	0	0	—	—	—	0	0	0	50
51 Intestinal obstruction and hernia (560, 561, 570)	—	—	—	0	0	0	2	2	—	2.8	3.0	0	51
52 Gastritis, duodenitis, enteritis and colitis (except diarrhea of the newborn) (543, 571, 572)	—	—	—	0	0	0	—	—	—	0	0	0	52
53 Cirrhosis of liver (581)	—	—	—	0	0	0	3	3	—	4.2	4.5	0	53
54 Nephritis and nephrosis (590-594)	—	—	—	0	0	0	4	2	2	5.6	3.0	38.5	54
55 Hyperplasia of prostate (610)	—	—	—	0	0	0	—	—	—	0	0	0	55
56 Complications of pregnancy, childbirth and the puerperium (640-652, 670-689)	—	—	—	0	0	0	—	—	—	0	0	0	56
57 Congenital malformations (750-759)	1	—	1	21.3	0	33.3	6	6	—	8.4	9.0	0	57
58 Birth injuries, postnatal asphyxia and atelectasis (760-762)	—	—	—	0	0	0	8	8	—	11.2	17.0	0	58
59 Infection of the newborn (763-768)	1	—	1	21.3	0	33.3	1	—	1	1.4	0	19.2	59
60 Other diseases peculiar to early infancy, and immaturity unqualified (769-776)	—	—	—	0	0	0	20	16	4	27.9	24.1	76.9	60
61 Senility, without mention of psychosis (794)	—	—	—	0	0	0	1	1	—	1.4	1.5	0	61
62 Ill-defined and unknown causes (780-793, 795)	1	1	—	21.3	59.8	0	1	—	1	1.4	0	19.2	62
63 Motor vehicle accidents (E810-E835)	5	3	2	105.4	176.5	66.7	18	16	2	25.1	24.1	38.5	63
64 All other accidents (E800-E802, E840-E962)	1	—	1	21.3	0	33.3	20	17	3	27.9	25.6	57.7	64
65 Suicide (E963, E970-E979)	—	—	—	0	0	0	6	6	—	8.4	9.0	0	65
66 Homicide (E964, E980-E985)	2	—	2	42.6	0	66.7	4	3	1	5.6	4.5	19.2	66
67 All other diseases (residual)	5	2	3	106.4	117.6	100.0	23	19	4	32.1	28.6	76.9	67

TABLE XIII VITAL STATISTICS, BY COUNTY, BY RACE, GEORGIA, 1966

ITEM	CLINCH						COBB					
	Number			Rate or Ratio *			Number			Rate or Ratio *		
	Total	White	Non-White	Total	White	Non-White	Total	White	Non-White	Total	White	Non-White
1 Estimated population as of July 1	7,100	4,400	2,700				163,100	153,600	9,500			
LIVE BIRTHS												
2 Total	191	94	97	26.9	21.4	35.9	3,480	3,253	227	21.3	21.2	23.9
3 Delivered in hospital	187	94	93	97.9%	100.0%	95.9%	3,469	3,245	224	99.7%	99.8%	98.7%
4 Delivered in home by physician	1	—	1	0.5%	0%	1.0%	9	6	3	0.3%	0.2%	1.3%
5 Delivered in home by midwife	2	—	2	1.0%	0%	2.1%	2	2	—	0.1%	0.1%	0.7%
6 Other deliveries	1	—	1	0.5%	0%	1.0%	—	—	—	0%	0%	0%
7 Immature births	22	8	14	115.2	85.1	144.3	268	229	39	77.0	70.4	171.8
8 Live births to unwed mothers	24	2	22	125.7	21.3	226.8	103	55	48	29.6	16.9	211.5
FETAL DEATHS												
9 Total	3	1	2	15.7	10.6	20.6	70	63	7	20.1	19.4	30.8
10 Under 20 weeks gestation	1	—	1	5.2	0	10.3	9	9	—	2.6	2.8	0
11 20-27 weeks gestation	1	—	1	5.2	0	10.3	13	12	1	3.7	3.7	4.4
12 28 weeks and more	1	1	—	5.2	10.6	0	27	25	2	7.8	7.7	8.8
13 Unknown length of gestation	—	—	—	0	0	0	21	17	4	6.0	5.2	17.6
DEATHS												
14 Total, all ages	65	36	29	915.5	818.2	1074.1	906	802	104	555.5	522.1	1094.7
15 Under 1 year	4	2	2	20.9	21.3	20.6	72	64	8	20.7	19.7	35.2
16 Under 28 days	2	2	—	10.5	21.3	0	54	50	4	15.5	15.4	17.6
17 Deaths from immaturity	1	1	—	5.2	10.6	0	11	10	1	3.2	3.1	4.4
18 1-4 years **	1	1	—	—	—	—	10	6	4	—	—	—
19 Maternal deaths	1	1	—	52.4	106.4	0	1	1	—	2.9	3.1	0
CAUSE OF DEATH												
20 Tuberculosis, all forms (001-019)	—	—	—	0	0	0	2	2	—	1.2	1.3	0
21 Syphilis and its sequelae (020-029)	—	—	—	0	0	0	—	—	—	0	0	0
22 Typhoid fever (040)	—	—	—	0	0	0	—	—	—	0	0	0
23 Dysentery, all forms (045-048)	—	—	—	0	0	0	—	—	—	0	0	0
24 Scarlet fever (050)	—	—	—	0	0	0	—	—	—	0	0	0
25 Streptococcal sore throat (051)	—	—	—	0	0	0	—	—	—	0	0	0
26 Diphtheria (055)	—	—	—	0	0	0	1	1	—	0.6	0.7	0
27 Whooping cough (056)	—	—	—	0	0	0	—	—	—	0	0	0
28 Meningococcal infections (057)	—	—	—	0	0	0	—	—	—	0	0	0
29 Acute poliomyelitis (080)	—	—	—	0	0	0	—	—	—	0	0	0
30 Acute infectious encephalitis (082)	—	—	—	0	0	0	1	—	1	0.6	0	10.5
31 Smallpox (084)	—	—	—	0	0	0	—	—	—	0	0	0
32 Measles (085)	—	—	—	0	0	0	—	—	—	0	0	0
33 Typhus and other rickettsial diseases (100-103, 105-108)	—	—	—	0	0	0	—	—	—	0	0	0
34 Rocky Mountain spotted fever (104)	—	—	—	0	0	0	—	—	—	0	0	0
35 Malaria (110-117)	—	—	—	0	0	0	—	—	—	0	0	0
36 All other diseases classified as infective and parasitic (030-039, 041-044, 049, 052-054, 059-074, 081, 083, 086-096, 120-138)	—	—	—	0	0	0	4	4	—	2.5	2.6	0
37 Malignant neoplasms, including neoplasms of lymphatic and haematopoietic tissues (140-205)	8	6	2	112.7	136.4	74.1	145	134	11	88.9	87.2	115.8
38 Benign and unspecified neoplasms (210-239)	—	—	—	0	0	0	2	2	—	1.2	1.3	0
39 Diabetes mellitus (260)	2	—	2	28.2	0	74.1	24	20	4	14.7	13.0	42.1
40 Pellagra (281)	—	—	—	0	0	0	—	—	—	0	0	0
41 Anemias (290-293)	1	—	1	14.1	0	37.0	2	2	—	1.2	1.3	0
42 Vascular lesions affecting central nervous system (330-334)	7	3	4	98.6	68.2	148.1	118	106	12	72.3	69.0	126.3
43 Nonmeningococcal meningitis (340)	—	—	—	0	0	0	1	1	—	0.6	0.7	0
44 Rheumatic fever (400-402)	—	—	—	0	0	0	—	—	—	0	0	0
45 Heart diseases (410-443)	24	11	13	338.0	250.0	481.5	254	219	35	155.7	142.6	368.4
46 Hypertension without mention of heart (444-447)	—	—	—	0	0	0	2	1	1	1.2	0.7	10.5
47 Influenza and pneumonia (480-483, 490-493)	—	—	—	0	0	0	—	—	—	0	0	0
48 Bronchitis (500-502)	1	1	—	14.1	22.7	0	4	4	—	2.5	2.6	0
49 Ulcer of stomach and duodenum (540, 541)	1	1	—	14.1	22.7	0	4	4	—	2.5	2.6	0
50 Appendicitis (550-553)	—	—	—	0	0	0	—	—	—	0	0	0
51 Intestinal obstruction and hernia (560, 561, 570)	—	—	—	0	0	0	8	8	—	4.9	5.2	0
52 Gastritis, duodenitis, enteritis and colitis (except diarrhea of the newborn) (543, 571, 572)	1	—	1	14.1	0	37.0	2	1	1	1.2	0.7	10.5
53 Cirrhosis of liver (581)	—	—	—	0	0	0	7	5	2	4.3	3.3	21.1
54 Nephritis and nephrosis (590-594)	—	—	—	0	0	0	3	3	—	1.8	2.0	0
55 Hyperplasia of prostate (610)	—	—	—	0	0	0	—	—	—	0	0	0
56 Complications of pregnancy, childbirth and the puerperium (640-652, 670-689)	1	1	—	14.1	22.7	0	1	1	—	0.6	0.7	0
57 Congenital malformations (750-759)	1	1	—	14.1	22.7	0	16	15	1	9.8	9.8	10.5
58 Birth injuries, postnatal asphyxia and atelectasis (760-762)	1	—	1	14.1	22.7	0	14	12	2	8.6	7.8	21.1
59 Infection of the newborn (763-768)	—	—	—	0	0	0	3	2	1	1.8	1.3	10.5
60 Other diseases peculiar to early infancy, and immaturity unqualified (769-776)	1	1	—	14.1	22.7	0	27	25	2	16.6	16.3	21.1
61 Senility, without mention of psychosis (794)	—	—	—	0	0	0	1	1	—	0.6	0.7	0
62 Ill-defined and unknown causes (780-793, 795)	—	—	—	0	0	0	6	4	2	3.7	2.6	21.1
63 Motor vehicle accidents (E810-E835)	4	4	—	56.3	90.9	0	48	45	3	29.4	29.3	31.6
64 All other accidents (E800-E802, E840-E962)	6	2	4	84.5	45.5	148.1	37	36	1	22.7	23.4	10.5
65 Suicide (E963, E970-E979)	—	—	—	0	0	0	26	24	2	15.9	15.6	21.1
66 Homicide (E964, E980-E985)	2	—	2	28.2	0	74.1	14	8	6	8.6	5.2	63.2
67 All other diseases (residual)	3	3	—	42.3	68.2	0	86	76	10	52.7	49.5	105.3

TABLE XIII VITAL STATISTICS, BY COUNTY, BY RACE, GEORGIA, 1966

ITEM	COFFEE						COLQUITT					
	Number			Rate or Ratio *			Number			Rate or Ratio *		
	Total	White	Non-White	Total	White	Non-White	Total	White	Non-White	Total	White	Non-White
1 Estimated population as of July 1	23,200	16,800	6,400				33,600	24,900	8,700			
LIVE BIRTHS												
2 Total	460	283	177	19.8	16.8	27.7	664	412	252	19.8	16.5	29.0
3 Delivered in hospital	453	283	170	98.5	100.0	96.0	459	405	54	69.1	98.3	21.4
4 Delivered in home by physician	3	-	3	0.7	0	1.7	2	-	2	0.3	0	0.8
5 Delivered in home by midwife	3	-	3	0.7	0	1.7	203	7	196	30.6	1.7	77.8
6 Other deliveries	1	-	1	0.2	0	0.6	-	-	-	0	0	0
7 Immature births	40	22	18	87.0	77.7	101.7	73	36	37	109.9	87.4	146.8
8 Live births to unwed mothers	60	8	52	130.4	28.3	293.8	67	4	63	100.9	9.7	250.0
FETAL DEATHS												
9 Total	14	6	8	30.4	21.2	45.2	11	6	5	16.6	14.6	19.8
10 Under 20 weeks gestation	-	-	-	0	0	0	-	-	-	0	0	0
11 20-27 weeks gestation	2	-	2	4.3	0	11.3	3	-	3	4.5	0	11.9
12 28 weeks and more	9	3	6	19.6	10.6	33.9	5	4	1	7.5	9.7	4.0
13 Unknown length of gestation	3	3	-	6.5	10.6	0	3	2	1	4.5	4.9	4.0
DEATHS												
14 Total, all ages	189	129	60	814.7	767.9	937.5	288	203	85	857.1	815.3	977.0
15 Under 1 year	18	7	11	39.1	24.7	62.1	22	3	19	33.1	7.3	75.4
16 Under 28 days	10	5	5	21.7	17.7	28.2	9	2	7	13.6	4.9	27.8
17 Deaths from immaturity	1	-	1	2.2	0	5.6	1	1	-	1.5	2.4	0
18 1-4 years **	4	2	2	-	-	-	2	1	1	-	-	-
19 Maternal deaths	-	-	-	0	0	0	-	-	-	0	0	0
CAUSE OF DEATH												
20 Tuberculosis, all forms (001-019)	-	-	-	0	0	0	-	-	-	0	0	0
21 Syphilis and its sequelae (020-029)	-	-	-	0	0	0	-	-	-	0	0	0
22 Typhoid fever (040)	-	-	-	0	0	0	-	-	-	0	0	0
23 Dysentery, all forms (045-048)	-	-	-	0	0	0	-	-	-	0	0	0
24 Scarlet fever (050)	-	-	-	0	0	0	-	-	-	0	0	0
25 Streptococcal sore throat (051)	-	-	-	0	0	0	-	-	-	0	0	0
26 Diphtheria (055)	-	-	-	0	0	0	-	-	-	0	0	0
27 Whooping cough (056)	-	-	-	0	0	0	-	-	-	0	0	0
28 Meningococcal infections (057)	-	-	-	0	0	0	-	-	-	0	0	0
29 Acute poliomyelitis (080)	-	-	-	0	0	0	-	-	-	0	0	0
30 Acute infectious encephalitis (082)	-	-	-	0	0	0	-	-	-	0	0	0
31 Smallpox (084)	-	-	-	0	0	0	-	-	-	0	0	0
32 Measles (085)	-	-	-	0	0	0	-	-	-	0	0	0
33 Typhus and other rickettsial diseases (100-103, 105-108)	-	-	-	0	0	0	-	-	-	0	0	0
34 Rocky Mountain spotted fever (104)	-	-	-	0	0	0	-	-	-	0	0	0
35 Malaria (110-117)	-	-	-	0	0	0	-	-	-	0	0	0
All other diseases classified as infective and parasitic (030-039, 041-044, 049, 052-054, 059-074, 081, 083, 086-096, 120-138)	-	-	-	0	0	0	-	-	-	0	0	0
37 Malignant neoplasms, including neoplasms of lymphatic and haematopoietic tissues (140-205)	31	25	6	133.6	148.8	93.8	35	29	6	104.2	116.5	69.0
38 Benign and unspecified neoplasms (210-239)	1	1	-	4.3	6.0	0	-	-	-	0	0	0
39 Diabetes mellitus (260)	1	-	1	4.3	0	15.6	5	4	1	14.9	16.1	11.5
40 Pellagra (281)	-	-	-	0	0	0	-	-	-	0	0	0
41 Anemias (290-293)	-	-	-	0	0	0	1	1	-	3.0	4.0	0
42 Vascular lesions affecting central nervous system (330-334)	34	21	13	146.6	125.0	203.1	47	37	10	139.9	148.6	114.9
43 Nonmeningococcal meningitis (340)	1	1	-	4.3	6.0	0	-	-	-	0	0	0
44 Rheumatic fever (400-402)	-	-	-	0	0	0	1	-	1	3.0	0	11.5
45 Heart diseases (410-443)	64	52	12	275.9	309.5	187.5	101	77	24	300.6	309.2	275.9
46 Hypertension without mention of heart (444-447)	1	-	1	4.3	0	15.6	2	2	-	6.0	8.0	0
47 Influenza and pneumonia (480-483, 490-493)	8	4	4	34.5	23.8	62.5	2	-	2	6.0	0	23.0
48 Bronchitis (500-502)	-	-	-	0	0	0	-	-	-	0	0	0
49 Ulcer of stomach and duodenum (540, 541)	1	1	-	4.3	6.0	0	2	2	-	6.0	8.0	0
50 Appendicitis (550-553)	-	-	-	0	0	0	1	-	1	3.0	0	11.5
51 Intestinal obstruction and hernia (560, 561, 570)	1	1	-	4.3	6.0	0	-	-	-	0	0	0
52 Gastritis, duodenitis, enteritis and colitis (except diarrhea of the newborn) (543, 571, 572)	3	1	2	12.9	6.0	31.3	4	-	4	11.9	0	46.0
53 Cirrhosis of liver (581)	1	1	-	4.3	6.0	0	2	-	2	6.0	0	23.0
54 Nephritis and nephrosis (590-594)	1	1	-	4.3	0	15.6	-	-	-	0	0	0
55 Hyperplasia of prostate (610)	1	1	-	4.3	6.0	0	3	1	2	8.9	4.0	23.0
56 Complications of pregnancy, childbirth and the puerperium (640-652, 670-689)	-	-	-	0	0	0	-	-	-	0	0	0
57 Congenital malformations (750-759)	2	-	2	8.6	0	31.3	1	-	1	3.0	0	11.5
58 Birth injuries, postnatal asphyxia and atelectasis (760-762)	5	4	1	21.6	23.8	15.6	3	-	3	8.9	0	34.5
59 Infection of the newborn (763-768)	1	-	1	4.3	0	15.6	3	1	2	8.9	4.0	23.0
60 Other diseases peculiar to early infancy, and immaturity unqualified (769-776)	2	-	2	8.6	0	31.3	1	1	-	3.0	4.0	0
61 Senility, without mention of psychosis (794)	-	-	-	0	0	0	-	-	-	0	0	0
62 Ill-defined and unknown causes (780-793, 795)	1	-	1	4.3	0	15.6	2	-	2	6.0	0	23.0
63 Motor vehicle accidents (E810-E835)	11	6	5	47.4	35.7	78.1	11	9	2	32.7	36.1	23.0
64 All other accidents (E800-E802, E840-E862)	6	2	4	25.9	11.9	62.5	18	10	8	53.6	40.2	92.0
65 Suicide (E963, E970-E979)	-	-	-	0	0	0	5	5	-	14.9	20.1	0
66 Homicide (E964, E980-E985)	3	-	3	12.9	0	46.9	2	-	2	6.0	0	23.0
67 All other diseases (residual)	9	8	1	38.8	47.6	15.6	26	19	7	77.4	76.3	80.5

TABLE XIII VITAL STATISTICS, BY COUNTY, BY RACE, GEORGIA, 1966

ITEM	COLUMBIA						COOK						
	Number			Rate or Ratio *			Number			Rate or Ratio *			
	Total	White	Non-White	Total	White	Non-White	Total	White	Non-White	Total	White	Non-White	
1 Estimated population as of July 1	20,300	15,200	5,100				12,500	8,700	3,800				1
LIVE BIRTHS													
2 Total	481	343	138	23.7	22.6	27.1	282	153	129	22.6	17.6	33.9	2
3 Delivered in hospital	469	340	129	97.5%	99.1%	93.5%	252	153	99	89.4%	100.0%	76.7%	3
4 Delivered in home by physician	9	3	6	1.9%	0.9%	4.3%	1	-	1	0.4%	0%	0.8%	4
5 Delivered in home by midwife	3	-	3	0.6%	0%	2.2%	29	-	29	10.3%	0%	22.5%	5
6 Other deliveries	-	-	-	0%	0%	0%	-	-	-	0%	0%	0%	6
7 Immature births	66	37	29	137.2	107.9	210.1	28	16	12	99.3	104.6	93.0	7
8 Live births to unwed mothers	40	4	36	83.2	11.7	260.9	19	3	16	67.4	19.6	124.0	8
FETAL DEATHS													
9 Total	16	8	8	33.3	23.3	58.0	5	2	3	17.7	13.1	23.3	9
10 Under 20 weeks gestation	6	4	2	12.5	11.7	14.5	2	2	-	7.1	13.1	0	10
11 20-27 weeks gestation	5	2	3	10.4	5.8	21.7	-	-	-	0	0	0	11
12 28 weeks and more	5	2	3	10.4	5.8	21.7	3	-	3	10.6	0	23.3	12
13 Unknown length of gestation	-	-	-	0	0	0	-	-	-	0	0	0	13
DEATHS													
14 Total, all ages	134	77	57	660.1	506.6	1117.6	106	76	30	848.0	873.6	789.5	14
15 Under 1 year	15	7	8	31.2	20.4	58.0	7	3	4	24.8	19.6	31.0	15
16 Under 28 days	14	7	7	29.1	20.4	50.7	4	2	2	14.2	13.1	15.5	16
17 Deaths from immaturity	6	3	3	12.5	8.7	21.7	1	1	-	3.5	6.5	0	17
18 1-4 years **	1	-	1	-	-	-	2	1	1	-	-	-	18
19 Maternal deaths	-	-	-	0	0	0	-	-	-	0	0	0	19
CAUSE OF DEATH													
20 Tuberculosis, all forms (001-019)	-	-	-	0	0	0	-	-	-	0	0	0	20
21 Syphilis and its sequelae (020-029)	-	-	-	0	0	0	-	-	-	0	0	0	21
22 Typhoid fever (040)	-	-	-	0	0	0	-	-	-	0	0	0	22
23 Dysentery, all forms (045-048)	-	-	-	0	0	0	-	-	-	0	0	0	23
24 Scarlet fever (050)	-	-	-	0	0	0	-	-	-	0	0	0	24
25 Streptococcal sore throat (051)	-	-	-	0	0	0	-	-	-	0	0	0	25
26 Diphtheria (055)	-	-	-	0	0	0	-	-	-	0	0	0	26
27 Whooping cough (056)	-	-	-	0	0	0	-	-	-	0	0	0	27
28 Meningococcal infections (057)	1	-	1	4.9	0	19.6	-	-	-	0	0	0	28
29 Acute poliomyelitis (080)	-	-	-	0	0	0	-	-	-	0	0	0	29
30 Acute infectious encephalitis (082)	-	-	-	0	0	0	-	-	-	0	0	0	30
31 Smallpox (084)	-	-	-	0	0	0	-	-	-	0	0	0	31
32 Measles (085)	-	-	-	0	0	0	-	-	-	0	0	0	32
33 Typhus and other rickettsial diseases (100-103, 105-108)	-	-	-	0	0	0	-	-	-	0	0	0	33
34 Rocky Mountain spotted fever (104)	-	-	-	0	0	0	-	-	-	0	0	0	34
35 Malaria (110-117)	-	-	-	0	0	0	-	-	-	0	0	0	35
36 All other diseases classified as infective and parasitic (030-039, 041-044, 049, 052-054, 059-074, 081, 083, 086-096, 120-138)	-	-	-	0	0	0	1	-	1	8.0	0	26.3	36
37 Malignant neoplasms, including neoplasms of lymphatic and haematopoietic tissues (140-205)	15	8	7	73.9	52.6	137.3	11	9	2	88.0	103.4	52.6	37
38 Benign and unspecified neoplasms (210-239)	-	-	-	0	0	0	1	-	1	8.0	0	26.3	38
39 Diabetes mellitus (260)	4	4	-	19.7	26.3	0	1	1	-	8.0	11.5	0	39
40 Pellagra (281)	-	-	-	0	0	0	-	-	-	0	0	0	40
41 Anemias (290-293)	-	-	-	0	0	0	-	-	-	0	0	0	41
42 Vascular lesions affecting central nervous system (330-334)	8	3	5	39.4	19.7	98.0	16	9	7	128.0	103.4	184.2	42
43 Nonmeningococcal meningitis (340)	1	-	1	4.9	0	19.6	-	-	-	0	0	0	43
44 Rheumatic fever (400-402)	-	-	-	0	0	0	-	-	-	0	0	0	44
45 Heart diseases (410-443)	40	24	16	197.0	157.9	313.7	32	29	3	256.0	333.3	78.9	45
46 Hypertension without mention of heart (444-447)	1	-	1	4.9	0	19.6	3	2	1	24.0	23.0	26.3	46
47 Influenza and pneumonia (480-483, 490-493)	4	-	4	19.7	0	78.4	1	1	-	8.0	11.5	0	47
48 Bronchitis (500-502)	2	1	1	9.9	6.6	19.6	-	-	-	0	0	0	48
49 Ulcer of stomach and duodenum (540, 541)	-	-	-	0	0	0	1	1	-	8.0	11.5	0	49
50 Appendicitis (550-553)	-	-	-	0	0	0	-	-	-	0	0	0	50
51 Intestinal obstruction and hernia (560, 561, 570)	1	1	-	4.9	6.6	0	3	3	-	24.0	34.5	0	51
52 Gastritis, duodenitis, enteritis and colitis (except diarrhea of the newborn) (543, 571, 572)	-	-	-	0	0	0	-	-	-	0	0	0	52
53 Cirrhosis of liver (581)	2	2	-	9.9	13.2	0	1	-	1	8.0	0	26.3	53
54 Nephritis and nephrosis (590-594)	2	1	1	9.9	6.6	19.6	-	-	-	0	0	0	54
55 Hyperplasia of prostate (610)	4	1	3	19.7	6.6	58.8	-	-	-	0	0	0	55
56 Complications of pregnancy, childbirth and the puerperium (640-652, 670-689)	-	-	-	0	0	0	-	-	-	0	0	0	56
57 Congenital malformations (750-759)	2	1	1	9.9	6.6	19.6	-	-	-	0	0	0	57
58 Birth injuries, postnatal asphyxia and atelectasis (760-762)	5	3	2	24.6	13.2	58.8	2	-	2	16.0	0	52.6	58
59 Infection of the newborn (763-766)	-	-	-	0	0	0	-	-	-	0	0	0	59
60 Other diseases peculiar to early infancy, and immaturity unqualified (769-776)	7	4	3	34.5	26.3	58.8	-	-	-	16.0	23.0	0	60
61 Senility, without mention of psychosis (794)	-	-	-	0	0	0	-	-	-	0	0	0	61
62 Ill-defined and unknown causes (780-793, 795)	1	-	1	4.9	0	19.6	3	-	3	24.0	0	78.9	62
63 Motor vehicle accidents (E810-E835)	8	6	2	39.4	39.5	39.2	2	2	-	16.0	23.0	0	63
64 All other accidents (E800-E802, E840-E962)	7	6	1	34.5	39.5	19.6	8	5	3	64.0	57.5	78.9	64
65 Suicide (E963, E970-E979)	3	3	-	14.8	19.7	0	2	1	1	16.0	11.5	26.3	65
66 Homicide (E964, E980-E985)	1	-	1	4.9	0	0	1	-	1	8.0	0	26.3	66
67 All other diseases (residual)	16	10	6	78.8	65.8	117.6	12	9	3	96.0	103.4	78.9	67

TABLE XIII VITAL STATISTICS, BY COUNTY, BY RACE, GEORGIA, 1966

36

ITEM	COWETA						CRAWFORD					
	Number			Rate or Ratio *			Number			Rate or Ratio *		
	Total	White	Non-White	Total	White	Non-White	Total	White	Non-White	Total	White	Non-White
1 Estimated population as of July 1	31,200	20,600	10,600				6,000	2,400	3,600			
LIVE BIRTHS												
2 Total	660	357	303	21.2	17.3	28.6	127	26	101	21.2	10.8	28.1
3 Delivered in hospital	537	355	182	81.4%	99.4%	60.1%	78	26	52	61.4%	100.0%	51.5%
4 Delivered in home by physician	3	2	1	0.5%	0.6%	0.3%	2	-	2	1.6%	0%	2.0%
5 Delivered in home by midwife	120	-	120	18.2%	0%	39.6%	47	-	47	37.0%	0%	46.5%
6 Other deliveries	-	-	-	0%	0%	0%	-	-	-	0%	0%	0%
7 Immature births	65	29	36	98.5	81.2	118.8	14	1	13	110.2	38.5	128.7
8 Live births to unwed mothers	72	10	62	109.1	28.0	204.6	21	-	21	165.4	0	207.9
FETAL DEATHS												
9 Total	7	7	-	10.6	19.6	0	2	1	1	15.7	38.5	9.9
10 Under 20 weeks gestation	2	2	-	3.0	5.6	0	-	-	-	0	0	0
11 20-27 weeks gestation	-	-	-	0	0	0	-	-	-	0	0	0
12 28 weeks and more	4	4	-	6.1	11.2	0	2	1	1	15.7	38.5	9.9
13 Unknown length of gestation	1	1	-	1.5	2.8	0	-	-	-	0	0	0
DEATHS												
14 Total, all ages	321	229	92	1028.8	1111.7	867.9	62	38	24	1033.3	1583.3	666.7
15 Under 1 year	19	10	9	28.8	28.0	29.7	3	-	3	23.6	0	29.7
16 Under 28 days	13	7	6	19.7	19.6	19.8	2	-	2	15.7	0	19.8
17 Deaths from immaturity	3	1	2	4.5	2.8	6.6	-	-	-	0	0	0
18 1-4 years **	1	-	1	-	-	-	-	-	-	-	-	-
19 Maternal deaths	-	-	-	0	0	0	-	-	-	0	0	0
CAUSE OF DEATH												
20 Tuberculosis, all forms (001-019)	-	-	-	0	0	0	-	-	-	0	0	0
21 Syphilis and its sequelae (020-029)	-	-	-	0	0	0	-	-	-	0	0	0
22 Typhoid fever (040)	-	-	-	0	0	0	-	-	-	0	0	0
23 Dysentery, all forms (045-048)	-	-	-	0	0	0	-	-	-	0	0	0
24 Scarlet fever (050)	-	-	-	0	0	0	-	-	-	0	0	0
25 Streptococcal sore throat (051)	-	-	-	0	0	0	-	-	-	0	0	0
26 Diphtheria (055)	-	-	-	0	0	0	-	-	-	0	0	0
27 Whooping cough (056)	-	-	-	0	0	0	-	-	-	0	0	0
28 Meningococcal infections (057)	-	-	-	0	0	0	-	-	-	0	0	0
29 Acute poliomyelitis (080)	-	-	-	0	0	0	-	-	-	0	0	0
30 Acute infectious encephalitis (082)	-	-	-	0	0	0	-	-	-	0	0	0
31 Smallpox (084)	-	-	-	0	0	0	-	-	-	0	0	0
32 Measles (085)	-	-	-	0	0	0	-	-	-	0	0	0
33 Typhus and other rickettsial diseases (100-103, 105-108)	-	-	-	0	0	0	-	-	-	0	0	0
34 Rocky Mountain spotted fever (104)	-	-	-	0	0	0	-	-	-	0	0	0
35 Malaria (110-117)	-	-	-	0	0	0	-	-	-	0	0	0
36 All other diseases classified as infective and parasitic (030-039, 041-044, 049, 052-054, 059-074, 081, 083, 086-096, 120-138)	-	-	-	0	0	0	-	-	-	0	0	0
37 Malignant neoplasms, including neoplasms of lymphatic and haematopoietic tissues (140-205)	34	29	5	109.0	140.8	47.2	3	2	1	50.0	83.3	27.8
38 Benign and unspecified neoplasms (210-239)	2	1	1	6.4	4.9	9.4	-	-	-	0	0	0
39 Diabetes mellitus (260)	2	1	1	6.4	4.9	9.4	3	1	2	50.0	41.7	55.6
40 Pellagra (281)	1	1	-	3.2	4.9	0	-	-	-	0	0	0
41 Anemias (290-293)	2	2	-	6.4	9.7	0	-	-	-	0	0	0
42 Vascular lesions affecting central nervous system (330-334)	55	36	19	176.3	174.8	179.2	12	5	7	200.0	208.3	194.4
43 Nonmeningococcal meningitis (340)	3	2	1	9.6	9.7	9.4	-	-	-	0	0	0
44 Rheumatic fever (400-402)	1	1	-	3.2	4.9	0	-	-	-	0	0	0
45 Heart diseases (410-443)	88	70	18	282.1	339.8	169.8	19	15	4	316.7	625.0	111.1
46 Hypertension without mention of heart (444-447)	5	2	3	16.0	9.7	28.3	-	-	-	0	0	0
47 Influenza and pneumonia (480-483, 490-493)	11	10	1	35.3	48.5	9.4	-	-	-	0	0	0
48 Bronchitis (500-502)	2	1	1	6.4	4.9	9.4	-	-	-	0	0	0
49 Ulcer of stomach and duodenum (540, 541)	1	1	-	3.2	4.9	0	-	-	-	0	0	0
50 Appendicitis (550-553)	1	1	-	3.2	4.9	0	-	-	-	0	0	0
51 Intestinal obstruction and hernia (560, 561, 570)	1	-	1	3.2	0	9.4	-	-	-	0	0	0
52 Gastritis, duodenitis, enteritis and colitis (except diarrhea of the newborn) (543, 571, 572)	-	-	-	0	0	0	1	1	-	16.7	41.7	0
53 Cirrhosis of liver (581)	2	2	-	6.4	9.7	0	-	-	-	0	0	0
54 Nephritis and nephrosis (590-594)	9	2	7	28.8	9.7	66.0	-	-	-	0	0	0
55 Hyperplasia of prostate (610)	-	-	-	0	0	0	-	-	-	0	0	0
56 Complications of pregnancy, childbirth and the puerperium (640-652, 670-689)	-	-	-	0	0	0	-	-	-	0	0	0
57 Congenital malformations (750-759)	6	4	2	19.2	19.4	18.9	-	-	-	0	0	0
58 Birth injuries, postnatal asphyxia and atelectasis (760-762)	2	1	1	6.4	4.9	9.4	-	-	-	0	0	0
59 Infection of the newborn (763-768)	1	1	-	3.2	4.9	0	1	-	1	16.7	0	27.8
60 Other diseases peculiar to early infancy, and immaturity unqualified (769-776)	6	4	2	19.2	19.4	18.9	1	-	1	16.7	0	27.8
61 Senility, without mention of psychosis (794)	-	-	-	0	0	0	-	-	-	0	0	0
62 Ill-defined and unknown causes (780-793, 795)	17	5	12	54.5	24.3	113.2	-	-	-	0	0	0
63 Motor vehicle accidents (E810-E835)	9	7	2	28.8	34.0	18.9	9	6	3	150.0	250.0	83.3
64 All other accidents (E800-E802, E840-E962)	15	12	3	48.1	58.3	28.3	2	1	1	33.3	41.7	27.8
65 Suicide (E963, E970-E979)	6	6	-	19.2	29.1	0	-	-	-	0	0	0
66 Homicide (E964, E980-E985)	2	-	2	6.4	0	18.9	2	1	1	33.3	41.7	27.8
67 All other diseases (residual)	37	27	10	118.6	131.1	94.3	6	5	1	100.0	208.3	27.8

TABLE XIII VITAL STATISTICS, BY COUNTY, BY RACE, GEORGIA, 1966

ITEM	CRISP						DADE						
	Number			Rate or Ratio *			Number			Rate or Ratio *			
	Total	White	Non-White	Total	White	Non-White	Total	White	Non-White	Total	White	Non-White	
1 Estimated population as of July 1	18,300	10,400	7,900				9,200	9,100	100				1
LIVE BIRTHS													
2 Total	380	161	219	20.8	15.5	27.7	193	192	1	21.0	21.1	10.0	2
3 Delivered in hospital	210	158	52	55.3	98.1	23.7	190	189	1	98.4	98.4	100.0	3
4 Delivered in home by physician	5	-	5	1.3	0	2.3	1	1	-	0.5	0.5	0	4
5 Delivered in home by midwife	165	3	162	43.4	1.9	74.0	2	2	-	1.0	1.0	0	5
6 Other deliveries	-	-	-	0	0	0	-	-	-	0	0	0	6
7 Immature births	18	7	11	47.4	43.5	50.2	15	15	-	77.7	78.1	0	7
8 Live births to unwed mothers	97	6	91	255.3	37.3	415.5	9	9	-	46.6	46.9	0	8
FETAL DEATHS													
9 Total	24	8	16	63.2	49.7	73.1	3	3	-	15.5	15.6	0	9
10 Under 20 weeks gestation	8	3	5	21.1	18.6	22.8	-	-	-	0	0	0	10
11 20-27 weeks gestation	7	3	4	18.4	18.6	18.3	-	-	-	0	0	0	11
12 28 weeks and more	8	2	6	21.1	12.4	27.4	3	3	-	15.5	15.6	0	12
13 Unknown length of gestation	1	-	1	2.6	0	4.6	-	-	-	0	0	0	13
DEATHS													
14 Total, all ages	198	101	97	1082.0	971.2	1227.8	64	62	2	695.7	681.3	2000.0	14
15 Under 1 year	13	3	10	34.2	18.6	45.7	7	7	-	36.3	36.5	0	15
16 Under 28 days	6	2	4	15.8	12.4	18.3	3	3	-	15.5	15.6	0	16
17 Deaths from immaturity	2	-	2	5.3	0	9.1	1	1	-	5.2	5.2	0	17
18 1-4 years **	1	-	1	-	-	-	1	1	-	-	-	0	18
19 Maternal deaths	-	-	-	0	0	0	-	-	-	0	0	0	19
CAUSE OF DEATH													
20 Tuberculosis, all forms (001-019)	-	-	-	0	0	0	-	-	-	0	0	0	20
21 Syphilis and its sequelae (020-029)	-	-	-	0	0	0	-	-	-	0	0	0	21
22 Typhoid fever (040)	-	-	-	0	0	0	-	-	-	0	0	0	22
23 Dysentery, all forms (045-048)	-	-	-	0	0	0	-	-	-	0	0	0	23
24 Scarlet fever (050)	-	-	-	0	0	0	-	-	-	0	0	0	24
25 Streptococcal sore throat (051)	-	-	-	0	0	0	-	-	-	0	0	0	25
26 Diphtheria (055)	-	-	-	0	0	0	-	-	-	0	0	0	26
27 Whooping cough (056)	-	-	-	0	0	0	-	-	-	0	0	0	27
28 Meningococcal infections (057)	-	-	-	0	0	0	-	-	-	0	0	0	28
29 Acute poliomyelitis (080)	-	-	-	0	0	0	-	-	-	0	0	0	29
30 Acute infectious encephalitis (082)	-	-	-	0	0	0	-	-	-	0	0	0	30
31 Smallpox (084)	-	-	-	0	0	0	-	-	-	0	0	0	31
32 Measles (085)	-	-	-	0	0	0	-	-	-	0	0	0	32
33 Typhus and other rickettsial diseases (100-103, 105-108)	-	-	-	0	0	0	-	-	-	0	0	0	33
34 Rocky Mountain spotted fever (104)	-	-	-	0	0	0	-	-	-	0	0	0	34
35 Malaria (110-117)	-	-	-	0	0	0	-	-	-	0	0	0	35
36 All other diseases classified as infective and parasitic (030-039, 041-044, 049, 052-054, 059-074, 081, 083, 086-096, 120-138)	-	-	-	0	0	0	-	-	-	0	0	0	36
37 Malignant neoplasms, including neoplasms of lymphatic and haemopoietic tissues (140-205)	18	9	9	98.4	86.5	113.9	11	10	1	119.6	109.9	1000.0	37
38 Benign and unspecified neoplasms (210-239)	-	-	-	0	0	0	1	1	-	10.9	11.0	0	38
39 Diabetes mellitus (260)	2	2	-	10.9	19.2	0	1	1	-	10.9	11.0	0	39
40 Pellagra (281)	-	-	-	0	0	0	-	-	-	0	0	0	40
41 Anemias (290-293)	-	-	-	0	0	0	-	-	-	0	0	0	41
42 Vascular lesions affecting central nervous system (330-334)	27	10	17	147.5	96.2	215.2	5	5	-	54.3	54.9	0	42
43 Nonmeningococcal meningitis (340)	-	-	-	0	0	0	-	-	-	0	0	0	43
44 Rheumatic fever (400-402)	-	-	-	0	0	0	-	-	-	0	0	0	44
45 Heart diseases (410-443)	75	45	30	409.8	432.7	379.7	17	16	1	184.8	175.8	1000.0	45
46 Hypertension without mention of heart (444-447)	1	-	1	5.5	0	12.7	1	1	-	10.9	11.0	0	46
47 Influenza and pneumonia (480-483, 490-493)	17	4	13	92.9	38.5	164.6	-	-	-	0	0	0	47
48 Bronchitis (500-502)	2	2	-	10.9	19.2	0	-	-	-	0	0	0	48
49 Ulcer of stomach and duodenum (540, 541)	3	2	1	16.4	19.2	12.7	1	1	-	10.9	11.0	0	49
50 Appendicitis (550-553)	-	-	-	0	0	0	-	-	-	0	0	0	50
51 Intestinal obstruction and hernia (560, 561, 570)	-	-	-	0	0	0	-	-	-	0	0	0	51
52 Gastritis, duodenitis, enteritis and colitis (except diarrhea of the newborn) (543, 571, 572)	2	-	2	10.9	0	25.3	-	-	-	0	0	0	52
53 Cirrhosis of liver (581)	3	3	-	16.4	28.8	0	-	-	-	0	0	0	53
54 Nephritis and nephrosis (590-594)	1	1	-	5.5	0	12.7	2	2	-	21.7	22.0	0	54
55 Hyperplasia of prostate (610)	-	-	-	0	0	0	-	-	-	0	0	0	55
56 Complications of pregnancy, childbirth and the puerperium (640-652, 670-689)	-	-	-	0	0	0	-	-	-	0	0	0	56
57 Congenital malformations (750-759)	1	1	-	5.5	9.6	0	-	-	-	0	0	0	57
58 Birth injuries, postnatal asphyxia and atelectasis (760-762)	2	2	-	10.9	19.2	0	1	1	-	10.9	11.0	0	58
59 Infection of the newborn (763-768)	1	-	1	5.5	0	12.7	-	-	-	0	0	0	59
60 Other diseases peculiar to early infancy, and immaturity unqualified (769-776)	3	-	3	16.4	0	38.0	2	2	-	21.7	22.0	0	60
61 Senility, without mention of psychosis (794)	-	-	-	0	0	0	-	-	-	0	0	0	61
62 Ill-defined and unknown causes (780-793, 795)	-	-	-	0	0	0	5	5	-	54.3	54.9	0	62
63 Motor vehicle accidents (E810-E835)	4	2	2	21.9	19.2	25.3	4	4	-	43.5	44.0	0	63
64 All other accidents (E800-E802, E840-E922)	7	4	3	38.3	38.5	38.0	4	4	-	43.5	44.0	0	64
65 Suicide (E963, E970-E979)	1	1	-	5.5	9.6	0	1	1	-	10.9	11.0	0	65
66 Homicide (E964, E980-E985)	6	-	6	32.8	0	75.9	-	-	-	0	0	0	66
67 All other diseases (residual)	22	14	8	120.2	134.6	101.3	3	3	-	32.6	33.0	0	67

TABLE XIII VITAL STATISTICS, BY COUNTY, BY RACE, GEORGIA, 1966

ITEM	DAWSON						DECATUR						
	Number			Rate or Ratio *			Number			Rate or Ratio *			
	Total	White	Non-White	Total	White	Non-White	Total	White	Non-White	Total	White	Non-White	
1 Estimated population as of July 1	3,700	3,700	0				23,500	12,300	11,200				1
LIVE BIRTHS													
2 Total	57	57	-	15.4	15.4	...	479	207	272	20.4	16.8	24.3	2
3 Delivered in hospital	57	57	-	100.0	100.0	...	347	202	145	72.4	97.6	53.3	3
4 Delivered in home by physician	-	-	-	0	0	...	6	-	6	1.3	0	2.2	4
5 Delivered in home by midwife	-	-	-	0	0	...	125	4	121	26.1	1.9	44.5	5
6 Other deliveries	-	-	-	0	0	...	1	1	-	0.2	0.5	0	6
7 Immature births	3	3	-	52.6	52.6	...	49	13	36	102.3	62.8	132.4	7
8 Live births to unwed mothers	-	-	-	0	0	...	73	4	69	152.4	19.3	253.7	8
FETAL DEATHS													
9 Total	-	-	-	0	0	...	18	9	9	37.6	43.5	33.1	9
10 Under 20 weeks gestation	-	-	-	0	0	...	3	1	2	6.3	4.8	7.4	10
11 20-27 weeks gestation	-	-	-	0	0	...	4	2	2	8.4	9.7	7.4	11
12 28 weeks and more	-	-	-	0	0	...	10	6	4	20.9	29.0	14.7	12
13 Unknown length of gestation	-	-	-	0	0	...	1	-	1	2.1	0	3.7	13
DEATHS													
14 Total, all ages	36	36	-	973.0	973.0	...	282	155	127	200.0	1260.2	1133.9	14
15 Under 1 year	2	2	-	35.1	35.1	...	13	3	10	27.1	14.5	36.8	15
16 Under 28 days	2	2	-	35.1	35.1	...	8	3	5	16.7	14.5	18.4	16
17 Deaths from immaturity	1	1	-	17.5	17.5	...	7	3	4	14.6	14.5	14.7	17
18 1-4 years **	-	-	-	-	-	...	6	3	3	-	-	-	18
19 Maternal deaths	-	-	-	0	0	...	-	-	-	0	0	0	19
CAUSE OF DEATH													
20 Tuberculosis, all forms (001-019)	-	-	-	0	0	...	3	-	3	12.8	0	26.8	20
21 Syphilis and its sequelae (020-029)	-	-	-	0	0	...	1	1	-	4.3	8.1	0	21
22 Typhoid fever (040)	-	-	-	0	0	...	-	-	-	0	0	0	22
23 Dysentery, all forms (045-048)	-	-	-	0	0	...	-	-	-	0	0	0	23
24 Scarlet fever (050)	-	-	-	0	0	...	-	-	-	0	0	0	24
25 Streptococcal sore throat (051)	-	-	-	0	0	...	-	-	-	0	0	0	25
26 Diphtheria (055)	-	-	-	0	0	...	-	-	-	0	0	0	26
27 Whooping cough (056)	-	-	-	0	0	...	-	-	-	0	0	0	27
28 Meningococcal infections (057)	-	-	-	0	0	...	-	-	-	0	0	0	28
29 Acute poliomyelitis (080)	-	-	-	0	0	...	-	-	-	0	0	0	29
30 Acute infectious encephalitis (082)	-	-	-	0	0	...	1	-	1	4.3	0	8.9	30
31 Smallpox (084)	-	-	-	0	0	...	-	-	-	0	0	0	31
32 Measles (085)	-	-	-	0	0	...	-	-	-	0	0	0	32
33 Typhus and other rickettsial diseases (100-103, 105-108)	-	-	-	0	0	...	-	-	-	0	0	0	33
34 Rocky Mountain spotted fever (104)	-	-	-	0	0	...	-	-	-	0	0	0	34
35 Malaria (110-117)	-	-	-	0	0	...	-	-	-	0	0	0	35
36 All other diseases classified as infective and parasitic (030-039, 041-044, 049, 052-054, 059-074, 081, 083, 086-096, 120-138)	-	-	-	0	0	...	1	1	-	4.3	8.1	0	36
37 Malignant neoplasms, including neoplasms of lymphatic and haematopoietic tissues (140-205)	9	9	-	243.2	243.2	...	34	22	12	144.7	178.9	107.1	37
38 Benign and unspecified neoplasms (210-239)	-	-	-	0	0	...	2	-	2	8.5	0	17.9	38
39 Diabetes mellitus (260)	2	2	-	54.1	54.1	...	6	2	4	25.5	16.3	35.7	39
40 Pellagra (281)	-	-	-	0	0	...	-	-	-	0	0	0	40
41 Anemias (290-293)	-	-	-	0	0	...	-	-	-	0	0	0	41
42 Vascular lesions affecting central nervous system (330-334)	3	3	-	81.1	81.1	...	39	18	21	166.0	146.3	187.5	42
43 Nonmeningococcal meningitis (340)	-	-	-	0	0	...	-	-	-	0	0	0	43
44 Rheumatic fever (400-402)	-	-	-	0	0	...	-	-	-	0	0	0	44
45 Heart diseases (410-443)	10	10	-	270.3	270.3	...	90	58	32	383.0	471.5	285.7	45
46 Hypertension without mention of heart (444-447)	-	-	-	0	0	...	9	2	7	38.3	16.3	62.5	46
47 Influenza and pneumonia (480-483, 490-493)	-	-	-	0	0	...	-	-	-	0	0	0	47
48 Bronchitis (500-502)	-	-	-	0	0	...	-	-	-	0	0	0	48
49 Ulcer of stomach and duodenum (540, 541)	-	-	-	0	0	...	-	-	-	0	0	0	49
50 Appendicitis (550-553)	-	-	-	0	0	...	1	-	1	4.3	0	8.9	50
51 Intestinal obstruction and hernia (560, 561, 570)	-	-	-	0	0	...	1	-	1	4.3	0	8.9	51
52 Gastritis, duodenitis, enteritis and colitis (except diarrhea of the newborn) (543, 571, 572)	-	-	-	0	0	...	-	-	-	0	0	0	52
53 Cirrhosis of liver (581)	-	-	-	0	0	...	3	3	-	12.8	24.4	0	53
54 Nephritis and nephrosis (590-594)	-	-	-	0	0	...	5	3	2	21.3	24.4	17.9	54
55 Hyperplasia of prostate (610)	-	-	-	0	0	...	-	-	-	0	0	0	55
56 Complications of pregnancy, childbirth and the puerperium (640-652, 670-689)	-	-	-	0	0	...	-	-	-	0	0	0	56
57 Congenital malformations (750-759)	-	-	-	0	0	...	3	1	2	12.8	8.1	17.9	57
58 Birth injuries, postnatal asphyxia and atelectasis (760-762)	-	-	-	0	0	...	-	-	-	0	0	0	58
59 Infection of the newborn (763-768)	1	1	-	27.0	27.0	...	1	-	1	4.3	0	8.9	59
60 Other diseases peculiar to early infancy, and immaturity unqualified (769-776)	1	1	-	27.0	27.0	...	8	3	5	34.0	24.4	44.6	60
61 Senility, without mention of psychosis (794)	-	-	-	0	0	...	-	-	-	0	0	0	61
62 Ill-defined and unknown causes (780-793, 795)	-	-	-	0	0	...	4	2	2	17.0	16.3	17.9	62
63 Motor vehicle accidents (E810-E835)	5	5	-	135.1	135.1	...	15	9	6	63.8	73.2	53.6	63
64 All other accidents (E800-E802, E840-E962)	-	-	-	0	0	...	10	7	3	42.6	56.9	26.8	64
65 Suicide (E963, E970-E979)	1	1	-	27.0	27.0	...	2	2	-	8.5	16.3	0	65
66 Homicide (E964, E980-E985)	-	-	-	0	0	...	5	1	4	21.3	8.1	35.7	66
67 All other diseases (residual)	4	4	-	108.1	108.1	...	27	16	11	114.9	130.1	98.2	67

TABLE XIII VITAL STATISTICS, BY COUNTY, BY RACE, GEORGIA, 1966

ITEM	DEKALB						DODGE						
	Number			Rate or Ratio *			Number			Rate or Ratio *			
	Total	White	Non-White	Total	White	Non-White	Total	White	Non-White	Total	White	Non-White	
1 Estimated population as of July 1	360,600	336,400	24,200				16,900	12,100	4,800				1
LIVE BIRTHS													
2 Total	6,835	5,726	1,109	19.0	17.0	45.8	266	150	116	15.7	12.4	24.2	2
3 Delivered in hospital	6,814	5,724	1,090	99.7%	100.0%	98.3%	200	148	52	75.2%	98.7%	44.8%	3
4 Delivered in home by physician	20	2	18	0.3%	0.0%	1.6%	1	-	1	0.4%	0%	0.9%	4
5 Delivered in home by midwife	1	-	1	0.0%	0%	0.1%	65	2	63	24.4%	1.3%	54.3%	5
6 Other deliveries	-	-	-	0%	0%	0%	-	-	-	0%	0%	0%	6
7 Immature births	507	348	159	74.2	60.8	143.4	20	8	12	75.2	53.3	103.4	7
8 Live births to unwed mothers	654	327	327	95.7	57.1	294.9	43	4	39	161.7	26.7	336.2	8
FETAL DEATHS													
9 Total	120	94	26	17.6	16.4	23.4	5	2	3	18.8	13.3	25.9	9
10 Under 20 weeks gestation	44	43	1	6.4	7.5	0.9	-	-	-	0	0	0	10
11 20-27 weeks gestation	16	12	4	2.3	2.1	3.6	1	-	1	3.8	0	8.6	11
12 28 weeks and more	54	37	17	7.9	6.5	15.3	4	2	2	15.0	13.3	17.2	12
13 Unknown length of gestation	6	2	4	0.9	0.3	3.6	-	-	-	0	0	0	13
DEATHS													
14 Total, all ages	2,135	1,773	362	592.1	527.1	1495.9	174	134	40	1029.6	1107.4	833.3	14
15 Under 1 year	122	72	50	17.8	12.6	45.1	13	7	6	48.9	46.7	51.7	15
16 Under 28 days	98	61	37	14.3	10.7	33.4	8	4	4	30.1	26.7	34.5	16
17 Deaths from immaturity	16	10	6	2.3	1.7	5.4	2	1	1	7.5	6.7	8.6	17
18 1-4 years **	21	18	3	-	-	-	3	2	1	-	-	-	18
19 Maternal deaths	3	1	2	4.4	1.7	18.0	-	-	-	0	0	0	19
CAUSE OF DEATH													
20 Tuberculosis, all forms (001-019)	5	4	1	1.4	1.2	4.1	2	2	-	11.8	16.5	0	20
21 Syphilis and its sequelae (020-029)	2	2	-	0.6	0.6	0	-	-	-	0	0	0	21
22 Typhoid fever (040)	-	-	-	0	0	0	-	-	-	0	0	0	22
23 Dysentery, all forms (045-048)	-	-	-	0	0	0	1	-	1	5.9	0	20.8	23
24 Scarlet fever (050)	-	-	-	0	0	0	-	-	-	0	0	0	24
25 Streptococcal sore throat (051)	-	-	-	0	0	0	-	-	-	0	0	0	25
26 Diphtheria (055)	-	-	-	0	0	0	-	-	-	0	0	0	26
27 Whooping cough (056)	-	-	-	0	0	0	-	-	-	0	0	0	27
28 Meningococcal infections (057)	2	2	-	0.6	0	8.3	-	-	-	0	0	0	28
29 Acute poliomyelitis (080)	-	-	-	0	0	0	-	-	-	0	0	0	29
30 Acute infectious encephalitis (082)	1	1	-	0.3	0.3	0	-	-	-	0	0	0	30
31 Smallpox (084)	-	-	-	0	0	0	-	-	-	0	0	0	31
32 Measles (085)	-	-	-	0	0	0	-	-	-	0	0	0	32
33 Typhus and other rickettsial diseases (100-103, 105-108)	-	-	-	0	0	0	-	-	-	0	0	0	33
34 Rocky Mountain spotted fever (104)	-	-	-	0	0	0	-	-	-	0	0	0	34
35 Malaria (110-117)	-	-	-	0	0	0	-	-	-	0	0	0	35
36 All other diseases classified as infective and parasitic (030-039, 041-044, 049, 052-054, 059-074, 081, 083, 086-096, 120-138)	12	10	2	3.3	3.0	8.3	2	1	1	11.8	8.3	20.8	36
37 Malignant neoplasms, including neoplasms of lymphatic and haematopoietic tissues (140-205)	347	313	34	96.2	93.0	140.5	15	13	2	88.8	107.4	41.7	37
38 Benign and unspecified neoplasms (210-239)	6	5	1	1.7	1.5	4.1	1	1	-	5.9	8.3	0	38
39 Diabetes mellitus (260)	46	35	11	12.8	10.4	45.5	1	1	-	5.9	8.3	0	39
40 Pellagra (281)	-	-	-	0	0	0	-	-	-	0	0	0	40
41 Anemias (290-293)	5	3	2	1.4	0.9	8.3	-	-	-	0	0	0	41
42 Vascular lesions affecting central nervous system (330-334)	232	192	40	64.3	57.1	165.3	33	25	8	195.3	206.6	166.7	42
43 Nonmeningococcal meningitis (340)	4	3	1	1.1	0.9	4.1	-	-	-	0	0	0	43
44 Rheumatic fever (400-402)	1	1	-	0.3	0.3	0	-	-	-	0	0	0	44
45 Heart diseases (410-443)	751	646	105	208.3	192.0	433.9	56	46	10	331.4	380.2	208.3	45
46 Hypertension without mention of heart (444-447)	11	6	5	3.1	1.8	20.7	2	2	-	11.8	16.5	0	46
47 Influenza and pneumonia (480-483, 490-493)	61	38	23	16.9	11.3	95.0	-	-	-	0	0	0	47
48 Bronchitis (500-502)	6	6	-	1.7	1.8	0	2	2	-	11.8	16.5	0	48
49 Ulcer of stomach and duodenum (540, 541)	14	11	3	3.9	3.3	12.4	2	1	1	11.8	8.3	20.8	49
50 Appendicitis (550-553)	-	-	-	0	0	0	-	-	-	0	0	0	50
51 Intestinal obstruction and hernia (560, 561, 570)	7	6	1	1.9	1.8	4.1	-	-	-	0	0	0	51
52 Gastritis, duodenitis, enteritis and colitis (except diarrhea of the newborn) (543, 571, 572)	14	12	2	3.9	3.6	8.3	-	-	-	0	0	0	52
53 Cirrhosis of liver (581)	22	19	3	6.1	5.6	12.4	2	2	-	11.8	16.5	0	53
54 Nephritis and nephrosis (590-594)	12	5	7	3.3	1.5	28.9	2	2	-	11.8	16.5	0	54
55 Hyperplasia of prostate (610)	2	2	-	0.6	0.6	0	-	-	-	0	0	0	55
56 Complications of pregnancy, childbirth and the puerperium (640-652, 670-689)	3	1	2	0.8	0.3	8.3	-	-	-	0	0	0	56
57 Congenital malformations (750-759)	27	21	6	7.5	6.2	24.8	1	1	-	5.9	8.3	0	57
58 Birth injuries, postnatal asphyxia and atelectasis (760-762)	31	24	7	8.6	7.1	28.9	2	1	1	11.8	8.3	20.8	58
59 Infection of the newborn (763-768)	9	5	4	2.5	1.5	16.5	1	1	-	5.9	8.3	0	59
60 Other diseases peculiar to early infancy, and immaturity unqualified (769-776)	41	23	18	11.4	6.8	74.4	3	2	1	17.8	16.5	20.8	60
61 Senility, without mention of psychosis (794)	-	-	-	0	0	0	1	1	-	5.9	8.3	0	61
62 Ill-defined and unknown causes (780-793, 795)	12	6	6	3.3	1.8	24.8	4	1	3	23.7	8.3	62.5	62
63 Motor vehicle accidents (E810-E835)	79	70	9	21.9	20.8	37.2	9	8	1	53.3	66.1	20.8	63
64 All other accidents (E800-E802, E840-E962)	77	63	14	21.4	18.7	57.9	8	5	3	47.3	41.3	62.5	64
65 Suicide (E963, E970-E979)	36	34	2	10.0	10.1	8.3	1	1	-	5.9	8.3	0	65
66 Homicide (E964, E980-E985)	24	11	13	6.7	3.3	53.7	-	-	-	0	0	0	66
67 All other diseases (residual)	233	195	38	64.6	58.0	157.0	18	12	6	106.5	99.2	125.0	67

TABLE XIII VITAL STATISTICS, BY COUNTY, BY RACE, GEORGIA, 1966

ITEM	DOOLY						DOUGHERTY						
	Number			Rate or Ratio *			Number			Rate or Ratio *			
	Total	White	Non-White	Total	White	Non-White	Total	White	Non-White	Total	White	Non-White	
1 Estimated population as of July 1	11,800	5,400	6,400				8,450	5,630	2,820				1
LIVE BIRTHS													
2 Total	237	77	160	20.1	14.3	25.0	1,959	1,183	776	23.2	21.0	27.5	2
3 Delivered in hospital	189	77	112	79.7%	100.0%	70.0%	1,872	1,183	589	95.6%	100.0%	88.8%	3
4 Delivered in home by physician	6	-	6	2.5%	0%	3.8%	69	-	69	3.5%	0%	8.9%	4
5 Delivered in home by midwife	42	-	42	17.7%	0%	26.3%	18	-	18	0.9%	0%	2.3%	5
6 Other deliveries	-	-	-	0%	0%	0%	-	-	-	0%	0%	0%	6
7 Immature births	23	7	16	97.0	90.9	100.0	169	76	93	86.3	64.2	119.8	7
8 Live births to unwed mothers	60	3	57	253.2	39.0	356.3	286	35	251	146.0	29.6	323.5	8
FETAL DEATHS													
9 Total	4	-	4	16.9	0	25.0	74	42	32	37.8	35.5	41.2	9
10 Under 20 weeks gestation	1	-	1	4.2	0	6.3	33	22	11	16.8	18.6	14.2	10
11 20-27 weeks gestation	1	-	1	4.2	0	6.3	13	8	5	6.6	6.8	6.4	11
12 28 weeks and more	-	-	-	0	0	0	23	10	13	11.7	8.5	16.8	12
13 Unknown length of gestation	2	-	2	8.4	0	12.5	5	2	3	2.6	1.7	3.9	13
DEATHS													
14 Total, all ages	126	66	60	1067.8	1222.2	937.5	578	296	282	684.0	525.8	1000.0	14
15 Under 1 year	7	1	6	29.5	13.0	37.5	43	21	22	21.9	17.8	28.4	15
16 Under 28 days	3	1	2	12.7	13.0	12.5	27	18	9	13.8	15.2	11.6	16
17 Deaths from immaturity	1	-	1	4.2	0	6.3	6	6	-	3.1	5.1	0	17
18 1-4 years * *	3	1	2	-	-	-	9	2	7	-	-	-	18
19 Maternal deaths	-	-	-	0	0	0	2	-	2	10.2	0	25.8	19
CAUSE OF DEATH													
20 Tuberculosis, all forms (001-019)	-	-	-	0	0	0	3	1	2	3.6	1.8	7.1	20
21 Syphilis and its sequelae (020-029)	-	-	-	0	0	0	1	-	1	1.2	0	3.5	21
22 Typhoid fever (040)	-	-	-	0	0	0	-	-	-	0	0	0	22
23 Dysentery, all forms (045-048)	-	-	-	0	0	0	1	-	1	1.2	0	3.5	23
24 Scarlet fever (050)	-	-	-	0	0	0	-	-	-	0	0	0	24
25 Streptococcal sore throat (051)	-	-	-	0	0	0	-	-	-	0	0	0	25
26 Diphtheria (055)	-	-	-	0	0	0	-	-	-	0	0	0	26
27 Whooping cough (056)	-	-	-	0	0	0	-	-	-	0	0	0	27
28 Meningococcal infections (057)	-	-	-	0	0	0	-	-	-	0	0	0	28
29 Acute poliomyelitis (080)	-	-	-	0	0	0	-	-	-	0	0	0	29
30 Acute infectious encephalitis (082)	-	-	-	0	0	0	-	-	-	0	0	0	30
31 Smallpox (084)	-	-	-	0	0	0	-	-	-	0	0	0	31
32 Measles (085)	-	-	-	0	0	0	-	-	-	0	0	0	32
33 Typhus and other rickettsial diseases (100-103, 105-108)	-	-	-	0	0	0	-	-	-	0	0	0	33
34 Rocky Mountain spotted fever (104)	-	-	-	0	0	0	-	-	-	0	0	0	34
35 Malaria (110-117)	-	-	-	0	0	0	-	-	-	0	0	0	35
36 All other diseases classified as infective and parasitic (030-039, 041-044, 049, 052-054, 059-074, 081, 083, 086-096, 120-138)	1	-	1	8.5	0	15.6	4	1	3	4.7	1.8	10.6	36
37 Malignant neoplasms, including neoplasms of lymphatic and haematopoietic tissues (140-205)	15	8	7	127.1	148.1	109.4	73	40	33	86.4	71.0	117.0	37
38 Benign and unspecified neoplasms (210-239)	-	-	-	0	0	0	-	-	-	0	0	0	38
39 Diabetes mellitus (260)	-	-	-	0	0	0	6	-	6	7.1	0	21.3	39
40 Pellagra (281)	-	-	-	0	0	0	-	-	-	0	0	0	40
41 Anemias (290-293)	2	1	1	16.9	18.5	15.6	2	1	1	2.4	1.8	3.5	41
42 Vascular lesions affecting central nervous system (330-334)	14	6	8	118.6	111.1	125.0	97	32	65	114.8	56.8	230.5	42
43 Nonmeningococcal meningitis (340)	-	-	-	0	0	0	1	-	1	1.2	0	3.5	43
44 Rheumatic fever (400-402)	-	-	-	0	0	0	-	-	-	0	0	0	44
45 Heart diseases (410-443)	40	27	13	339.0	500.0	203.1	181	104	77	214.2	184.7	273.0	45
46 Hypertension without mention of heart (444-447)	-	-	-	0	0	0	6	1	5	7.1	1.8	17.7	46
47 Influenza and pneumonia (480-483, 490-493)	10	3	7	84.7	55.6	109.4	-	-	-	0	0	0	47
48 Bronchitis (500-502)	-	-	-	0	0	0	-	-	-	0	0	0	48
49 Ulcer of stomach and duodenum (540, 541)	-	-	-	0	0	0	3	3	-	3.6	5.3	0	49
50 Appendicitis (550-553)	-	-	-	0	0	0	2	-	2	2.4	0	7.1	50
51 Intestinal obstruction and hernia (560, 561, 570)	-	-	-	0	0	0	1	1	-	1.2	1.8	0	51
52 Gastritis, duodenitis, enteritis and colitis (except diarrhea of the newborn) (543, 571, 572)	2	1	1	16.9	18.5	15.6	4	1	3	4.7	1.8	10.6	52
53 Cirrhosis of liver (581)	-	-	-	0	0	0	6	4	2	7.1	7.1	7.1	53
54 Nephritis and nephrosis (590-594)	2	-	2	16.9	0	31.3	8	-	8	9.5	0	28.4	54
55 Hyperplasia of prostate (610)	-	-	-	0	0	0	1	-	1	1.2	0	3.5	55
56 Complications of pregnancy, childbirth and the puerperium (640-652, 670-689)	-	-	-	0	0	0	2	-	2	2.4	0	7.1	56
57 Congenital malformations (750-759)	1	-	1	8.5	0	15.6	3	3	-	3.6	5.3	0	57
58 Birth injuries, postnatal asphyxia and atelectasis (760-762)	1	-	1	8.5	0	15.6	7	6	1	8.3	10.7	3.5	58
59 Infection of the newborn (763-768)	1	1	-	8.5	18.5	0	4	-	4	4.7	0	14.2	59
60 Other diseases peculiar to early infancy, and immaturity unqualified (769-776)	1	-	1	8.5	0	15.6	11	9	2	13.0	16.0	7.1	60
61 Senility, without mention of psychosis (794)	-	-	-	0	0	0	-	-	-	0	0	0	61
62 Ill-defined and unknown causes (780-793, 795)	4	-	4	33.9	0	62.5	6	3	3	7.1	5.3	10.6	62
63 Motor vehicle accidents (E810-E835)	9	6	3	76.3	111.1	46.9	15	12	3	17.8	21.3	10.6	63
64 All other accidents (E800-E802, E840-E962)	6	3	3	50.8	55.6	46.9	26	14	12	30.8	24.9	42.6	64
65 Suicide (E963, E970-E979)	-	-	-	0	0	0	14	14	-	16.6	24.9	0	65
66 Homicide (E964, E980-E985)	3	1	2	25.4	18.5	31.3	7	1	6	8.3	1.8	21.3	66
67 All other diseases (residual)	14	9	5	118.6	166.7	78.1	50	32	18	59.2	56.8	63.8	67

TABLE XIII VITAL STATISTICS, BY COUNTY, BY RACE, GEORGIA, 1966

ITEM	DOUGLAS						EARLY						
	Number			Rate or Ratio *			Number			Rate or Ratio *			
	Total	White	Non-White	Total	White	Non-White	Total	White	Non-White	Total	White	Non-White	
1 Estimated population as of July 1	22,700	19,600	3,100				13,700	6,400	7,300				1
LIVE BIRTHS													
2 Total	441	374	67	19.4	19.1	21.6	293	122	171	21.4	19.1	23.4	2
3 Delivered in hospital	441	374	67	100.0%	100.0%	100.0%	163	119	44	55.6%	97.5%	25.7%	3
4 Delivered in home by physician	-	-	-	0%	0%	0%	10	2	8	3.4%	1.6%	4.7%	4
5 Delivered in home by midwife	-	-	-	0%	0%	0%	120	1	119	41.0%	0.8%	69.6%	5
6 Other deliveries	-	-	-	0%	0%	0%	-	-	-	0%	0%	0%	6
7 Immature births	47	37	10	106.6	98.9	149.3	33	12	21	112.6	98.4	122.8	7
8 Live births to unwed mothers	27	13	14	61.2	34.8	209.0	46	1	45	157.0	8.2	263.2	8
FETAL DEATHS													
9 Total	10	8	2	22.7	21.4	29.9	4	1	3	13.7	8.2	17.5	9
10 Under 20 weeks gestation	3	3	-	6.8	8.0	0	1	-	1	3.4	0	5.8	10
11 20-27 weeks gestation	2	2	-	4.5	5.3	0	1	1	-	3.4	8.2	0	11
12 28 weeks and more	4	3	1	9.1	8.0	14.9	2	-	2	6.8	0	11.7	12
13 Unknown length of gestation	1	-	1	2.3	0	14.9	-	-	-	0	0	0	13
DEATHS													
14 Total, all ages	179	147	32	788.5	750.0	1032.3	140	74	66	1021.9	1156.3	904.1	14
15 Under 1 year	7	4	3	15.9	10.7	44.8	15	4	11	51.2	32.8	64.3	15
16 Under 28 days	5	4	1	11.3	10.7	14.9	7	3	4	23.9	24.6	23.4	16
17 Deaths from immaturity	-	-	-	0	0	0	2	-	2	6.8	0	11.7	17
18 1-4 years * *	2	1	1	-	-	-	2	1	1	-	-	-	18
19 Maternal deaths	-	-	-	0	0	0	-	-	-	0	0	0	19
CAUSE OF DEATH													
20 Tuberculosis, all forms (001-019)	-	-	-	0	0	0	1	-	1	7.3	0	13.7	20
21 Syphilis and its sequelae (020-029)	1	1	-	4.4	5.1	0	1	-	1	7.3	0	13.7	21
22 Typhoid fever (040)	-	-	-	0	0	0	-	-	-	0	0	0	22
23 Dysentery, all forms (045-048)	-	-	-	0	0	0	-	-	-	0	0	0	23
24 Scarlet fever (050)	-	-	-	0	0	0	-	-	-	0	0	0	24
25 Streptococcal sore throat (051)	-	-	-	0	0	0	-	-	-	0	0	0	25
26 Diphtheria (055)	-	-	-	0	0	0	-	-	-	0	0	0	26
27 Whooping cough (056)	-	-	-	0	0	0	-	-	-	0	0	0	27
28 Meningococcal infections (057)	-	-	-	0	0	0	-	-	-	0	0	0	28
29 Acute poliomyelitis (080)	-	-	-	0	0	0	-	-	-	0	0	0	29
30 Acute infectious encephalitis (082)	-	-	-	0	0	0	-	-	-	0	0	0	30
31 Smallpox (084)	-	-	-	0	0	0	-	-	-	0	0	0	31
32 Measles (085)	-	-	-	0	0	0	-	-	-	0	0	0	32
33 Typhus and other rickettsial diseases (100-103, 105-108)	-	-	-	0	0	0	-	-	-	0	0	0	33
34 Rocky Mountain spotted fever (104)	-	-	-	0	0	0	-	-	-	0	0	0	34
35 Malaria (110-117)	-	-	-	0	0	0	-	-	-	0	0	0	35
36 All other diseases classified as infective and parasitic (030-039, 041-044, 049, 052-054, 059-074, 081, 083, 086-096, 120-138)	1	1	-	4.4	5.1	0	-	-	-	0	0	0	36
37 Malignant neoplasms, including neoplasms of lymphatic and haematopoietic tissues (140-205)	36	32	4	158.6	163.3	129.0	13	8	5	94.9	125.0	68.5	37
38 Benign and unspecified neoplasms (210-239)	2	2	-	8.8	10.2	0	-	-	-	0	0	0	38
39 Diabetes mellitus (260)	4	2	2	17.6	10.2	64.5	2	-	2	14.6	0	27.4	39
40 Pellagra (281)	-	-	-	0	0	0	-	-	-	0	0	0	40
41 Anemias (290-293)	1	-	1	4.4	0	32.3	-	-	-	0	0	0	41
42 Vascular lesions affecting central nervous system (330-334)	27	22	5	118.9	112.2	161.3	18	7	11	131.4	109.4	150.7	42
43 Nonmeningococcal meningitis (340)	-	-	-	0	0	0	1	1	-	7.3	15.6	0	43
44 Rheumatic fever (400-402)	-	-	-	0	0	0	-	-	-	0	0	0	44
45 Heart diseases (410-443)	62	50	12	273.1	255.1	387.1	54	37	17	394.2	578.1	232.9	45
46 Hypertension without mention of heart (444-447)	-	-	-	0	0	0	-	-	-	0	0	0	46
47 Influenza and pneumonia (480-483, 490-493)	5	2	3	22.0	10.2	96.8	-	-	-	0	0	0	47
48 Bronchitis (500-502)	-	-	-	0	0	0	-	-	-	0	0	0	48
49 Ulcer of stomach and duodenum (540, 541)	1	1	-	4.4	5.1	0	1	1	-	7.3	15.6	0	49
50 Appendicitis (550-553)	-	-	-	0	0	0	-	-	-	0	0	0	50
51 Intestinal obstruction and hernia (560, 561, 570)	1	1	-	4.4	5.1	0	-	-	-	0	0	0	51
52 Gastritis, duodenitis, enteritis and colitis (except diarrhea of the newborn) (543, 571, 572)	1	-	1	4.4	0	32.3	1	-	1	7.3	0	13.7	52
53 Cirrhosis of liver (581)	1	1	-	4.4	5.1	0	2	-	2	14.6	0	27.4	53
54 Nephritis and nephrosis (590-594)	-	-	-	0	0	0	2	-	2	14.6	0	27.4	54
55 Hyperplasia of prostate (610)	-	-	-	0	0	0	-	-	-	0	0	0	55
56 Complications of pregnancy, childbirth and the puerperium (640-652, 670-689)	-	-	-	0	0	0	-	-	-	0	0	0	56
57 Congenital malformations (750-759)	1	-	1	4.4	0	32.3	4	2	2	29.2	31.3	27.4	57
58 Birth injuries, postnatal asphyxia and atelectasis (760-762)	1	1	-	4.4	5.1	0	4	3	1	29.2	46.9	13.7	58
59 Infection of the newborn (763-768)	-	-	-	0	0	0	1	-	1	7.3	0	13.7	59
60 Other diseases peculiar to early infancy, and immaturity unqualified (769-776)	3	2	1	13.2	10.2	32.3	2	-	2	14.6	0	27.4	60
61 Senility, without mention of psychosis (794)	1	1	-	4.4	5.1	0	1	-	1	7.3	0	13.7	61
62 Ill-defined and unknown causes (780-793, 795)	-	-	-	0	0	0	1	-	1	7.3	0	13.7	62
63 Motor vehicle accidents (E810-E835)	6	5	1	26.4	25.5	32.3	5	4	1	36.5	62.5	13.7	63
64 All other accidents (E800-E802, E840-E962)	7	6	1	30.8	30.6	32.3	6	2	4	43.8	31.3	54.8	64
65 Suicide (E963, E970-E979)	4	4	-	17.6	20.4	0	-	-	-	0	0	0	65
66 Homicide (E964, E980-E985)	1	1	-	4.4	5.1	0	3	1	2	21.9	15.6	27.4	66
67 All other diseases (residual)	12	12	-	52.9	61.2	0	11	6	5	80.3	93.8	68.5	67

TABLE XIII VITAL STATISTICS, BY COUNTY, BY RACE, GEORGIA, 1966

ITEM	ECHOLS						EFFINGHAM						
	Number			Rate or Ratio *			Number			Rate or Ratio *			
	Total	White	Non-White	Total	White	Non-White	Total	White	Non-White	Total	White	Non-White	
1 Estimated population as of July 1	2,000	1,400	600				13,700	9,600	4,100				1
LIVE BIRTHS													
2 Total	19	7	12	9.5	5.0	20.0	257	155	102	18.8	16.1	24.9	2
3 Delivered in hospital	10	7	3	52.6%	100.0%	25.0%	192	154	38	74.7%	99.4%	37.3%	3
4 Delivered in home by physician				0%	0%	0%	9	1	8	3.5%	0.6%	7.8%	4
5 Delivered in home by midwife	9		9	47.4%	0%	75.0%	56		56	21.8%	0%	54.9%	5
6 Other deliveries				0%	0%	0%				0%	0%	0%	6
7 Immature births				0	0	0	16	7	9	62.3	45.2	88.2	7
8 Live births to unwed mothers	2		2	105.3	0	166.7	16	1	15	62.3	6.5	147.1	8
FETAL DEATHS													
9 Total				0	0	0	13	10	3	50.6	64.5	29.4	9
10 Under 20 weeks gestation				0	0	0	8	8		31.1	51.6	0	10
11 20-27 weeks gestation				0	0	0				0	0	0	11
12 28 weeks and more				0	0	0	5	2	3	19.5	12.9	29.4	12
13 Unknown length of gestation				0	0	0				0	0	0	13
DEATHS													
14 Total, all ages	19	13	6	950.0	928.6	1000.0	105	80	25	766.4	833.3	609.8	14
15 Under 1 year	3	1	2	157.9	142.9	166.7	9	3	6	35.0	19.4	58.8	15
16 Under 28 days	1		1	52.6	0	83.3	7	3	4	27.2	19.4	39.2	16
17 Deaths from immaturity				0	0	0	2		2	7.8	0	19.6	17
18 1-4 years **	1		1				1	1					18
19 Maternal deaths				0	0	0	1	1		38.9	64.5	0	19
CAUSE OF DEATH													
20 Tuberculosis, all forms (001-019)	1		1	50.0	0	166.7				0	0	0	20
21 Syphilis and its sequelae (020-029)				0	0	0				0	0	0	21
22 Typhoid fever (040)				0	0	0				0	0	0	22
23 Dysentery, all forms (045-048)				0	0	0				0	0	0	23
24 Scarlet fever (050)				0	0	0				0	0	0	24
25 Streptococcal sore throat (051)				0	0	0	1	1		7.3	10.4	0	25
26 Diphtheria (055)				0	0	0				0	0	0	26
27 Whooping cough (056)				0	0	0				0	0	0	27
28 Meningococcal infections (057)				0	0	0				0	0	0	28
29 Acute poliomyelitis (080)				0	0	0				0	0	0	29
30 Acute infectious encephalitis (082)				0	0	0				0	0	0	30
31 Smallpox (084)				0	0	0				0	0	0	31
32 Measles (085)				0	0	0				0	0	0	32
33 Typhus and other rickettsial diseases (100-103, 105-108)				0	0	0				0	0	0	33
34 Rocky Mountain spotted fever (104)				0	0	0				0	0	0	34
35 Malaria (110-117)				0	0	0				0	0	0	35
36 All other diseases classified as infective and parasitic (030-039, 041-044, 049, 052-054, 059-074, 081, 083, 086-096, 120-138)				0	0	0				0	0	0	36
37 Malignant neoplasms, including neoplasms of lymphatic and haematopoietic tissues (140-205)	1	1		50.0	71.4	0	11	10	1	80.3	104.2	24.4	37
38 Benign and unspecified neoplasms (210-239)				0	0	0				0	0	0	38
39 Diabetes mellitus (260)				0	0	0	1	1		7.3	10.4	0	39
40 Pellagra (281)				0	0	0				0	0	0	40
41 Anemias (290-293)				0	0	0	1	1		7.3	10.4	0	41
42 Vascular lesions affecting central nervous system (330-334)				0	0	0	13	9	4	94.9	93.8	97.6	42
43 Nonmeningococcal meningitis (340)				0	0	0	1	1		7.3	10.4	0	43
44 Rheumatic fever (400-402)				0	0	0				0	0	0	44
45 Heart diseases (410-443)	8	6	2	400.0	428.6	333.3	37	30	7	270.1	312.5	170.7	45
46 Hypertension without mention of heart (444-447)	1	1		50.0	71.4	0				0	0	0	46
47 Influenza and pneumonia (480-483, 490-493)	2	1	1	100.0	71.4	166.7				0	0	0	47
48 Bronchitis (500-502)				0	0	0				0	0	0	48
49 Ulcer of stomach and duodenum (540, 541)				0	0	0	1	1		7.3	10.4	0	49
50 Appendicitis (550-553)				0	0	0				0	0	0	50
51 Intestinal obstruction and hernia (560, 561, 570)				0	0	0	1	1		7.3	10.4	0	51
52 Gastritis, duodenitis, enteritis and colitis (except diarrhea of the newborn) (543, 571, 572)				0	0	0				0	0	0	52
53 Cirrhosis of liver (581)				0	0	0				0	0	0	53
54 Nephritis and nephrosis (590-594)				0	0	0	1		1	7.3	0	24.4	54
55 Hyperplasia of prostate (610)				0	0	0				0	0	0	55
56 Complications of pregnancy, childbirth and the puerperium (640-652, 670-689)				0	0	0	1	1		7.3	10.4	0	56
57 Congenital malformations (750-759)				0	0	0	1	1		7.3	10.4	0	57
58 Birth injuries, postnatal asphyxia and atelectasis (760-762)	1		1	50.0	0	166.7	2	1	1	14.6	10.4	24.4	58
59 Infection of the newborn (763-768)				0	0	0				0	0	0	59
60 Other diseases peculiar to early infancy, and immaturity unqualified (769-776)				0	0	0	4	1	3	29.2	10.4	73.2	60
61 Senility, without mention of psychosis (794)				0	0	0				0	0	0	61
62 Ill-defined and unknown causes (780-793, 795)	1		1	50.0	0	166.7				0	0	0	62
63 Motor vehicle accidents (E810-E835)	1	1		50.0	71.4	0	4	3	1	29.2	31.3	24.4	63
64 All other accidents (E800-E802, E840-E962)	1	1		50.0	71.4	0	6	4	2	43.8	41.7	48.8	64
65 Suicide (E963, E970-E979)	1	1		50.0	71.4	0	4	4		29.2	41.7	0	65
66 Homicide (E964, E980-E985)	1			0	0	0	1	1		7.3	10.4	0	66
67 All other diseases (residual)	1	1		50.0	71.4	0	8	7	1	58.4	72.9	24.4	67

TABLE XIII VITAL STATISTICS, BY COUNTY, BY RACE, GEORGIA, 1966

ITEM	ELBERT						EMANUEL						
	Number			Rate or Ratio *			Number			Rate or Ratio *			
	Total	White	Non-White	Total	White	Non-White	Total	White	Non-White	Total	White	Non-White	
1 Estimated population as of July 1	18,300	12,000	6,300				18,500	12,400	6,100				1
LIVE BIRTHS													
2 Total	347	201	146	19.0	16.8	23.2	406	240	166	21.9	19.4	27.2	2
3 Delivered in hospital	312	201	111	89.9%	100.0%	76.0%	353	240	113	86.9%	100.0%	68.1%	3
4 Delivered in home by physician	3	-	3	0.9%	0%	2.1%	5	-	5	1.2%	0%	3.0%	4
5 Delivered in home by midwife	32	-	32	9.2%	0%	21.9%	48	-	48	11.8%	0%	28.9%	5
6 Other deliveries	-	-	-	0%	0%	0%	-	-	-	0%	0%	0%	6
7 Immature births	29	14	15	83.6	69.7	102.7	38	19	19	93.6	79.2	114.5	7
8 Live births to unwed mothers	32	3	29	92.2	14.9	198.6	56	2	54	137.9	8.3	325.3	8
FETAL DEATHS													
9 Total	5	2	3	14.4	10.0	20.5	14	5	9	34.5	20.8	54.2	9
10 Under 20 weeks gestation	-	-	-	0	0	0	7	3	4	17.2	12.5	24.1	10
11 20-27 weeks gestation	-	-	-	0	0	0	2	-	2	4.9	0	12.0	11
12 28 weeks and more	3	2	1	8.6	10.0	6.8	5	2	3	12.3	8.3	18.1	12
13 Unknown length of gestation	2	-	2	5.8	0	13.7	-	-	-	0	0	0	13
DEATHS													
14 Total, all ages	187	126	61	1021.9	1050.0	968.3	185	126	59	1000.0	1016.1	967.2	14
15 Under 1 year	9	3	6	25.9	14.9	41.1	16	11	5	39.4	45.8	30.1	15
16 Under 28 days	4	3	1	11.5	14.9	6.8	8	6	2	19.7	25.0	12.0	16
17 Deaths from immaturity	-	-	-	0	0	0	1	1	-	2.5	4.2	0	17
18 1-4 years * *	-	-	-	-	-	-	1	1	-	-	-	-	18
19 Maternal deaths	-	-	-	0	0	0	1	1	-	24.6	41.7	0	19
CAUSE OF DEATH													
20 Tuberculosis, all forms (001-019)	3	2	1	16.4	16.7	15.9	-	-	-	0	0	0	20
21 Syphilis and its sequelae (020-029)	-	-	-	0	0	0	-	-	-	0	0	0	21
22 Typhoid fever (040)	-	-	-	0	0	0	-	-	-	0	0	0	22
23 Dysentery, all forms (045-048)	-	-	-	0	0	0	-	-	-	0	0	0	23
24 Scarlet fever (050)	-	-	-	0	0	0	-	-	-	0	0	0	24
25 Streptococcal sore throat (051)	-	-	-	0	0	0	-	-	-	0	0	0	25
26 Diphtheria (055)	-	-	-	0	0	0	-	-	-	0	0	0	26
27 Whooping cough (056)	-	-	-	0	0	0	-	-	-	0	0	0	27
28 Meningococcal infections (057)	-	-	-	0	0	0	-	-	-	0	0	0	28
29 Acute poliomyelitis (080)	-	-	-	0	0	0	-	-	-	0	0	0	29
30 Acute infectious encephalitis (082)	-	-	-	0	0	0	-	-	-	0	0	0	30
31 Smallpox (084)	-	-	-	0	0	0	-	-	-	0	0	0	31
32 Measles (085)	-	-	-	0	0	0	-	-	-	0	0	0	32
33 Typhus and other rickettsial diseases (100-103, 105-108)	-	-	-	0	0	0	-	-	-	0	0	0	33
34 Rocky Mountain spotted fever (104)	-	-	-	0	0	0	-	-	-	0	0	0	34
35 Malaria (110-117)	-	-	-	0	0	0	-	-	-	0	0	0	35
36 All other diseases classified as infective and parasitic (030-039, 041-044, 049, 052-054, 059-074, 081, 083, 086-096, 120-138)	2	1	1	10.9	8.3	15.9	1	1	-	5.4	8.1	0	36
37 Malignant neoplasms, including neoplasms of lymphatic and haematopoietic tissues (140-205)	19	16	3	103.8	133.3	47.6	15	11	4	81.1	88.7	65.6	37
38 Benign and unspecified neoplasms (210-239)	1	1	-	5.5	8.3	0	-	-	-	0	0	0	38
39 Diabetes mellitus (260)	7	6	1	38.3	50.0	15.9	2	1	1	10.8	8.1	16.4	39
40 Pellagra (281)	-	-	-	0	0	0	-	-	-	0	0	0	40
41 Anemias (290-293)	1	1	-	5.5	8.3	0	-	-	-	0	0	0	41
42 Vascular lesions affecting central nervous system (330-334)	28	16	12	153.0	133.3	190.5	33	19	14	178.4	153.2	229.5	42
43 Nonmeningococcal meningitis (340)	-	-	-	0	0	0	-	-	-	0	0	0	43
44 Rheumatic fever (400-402)	-	-	-	0	0	0	-	-	-	0	0	0	44
45 Heart diseases (410-443)	67	47	20	366.1	391.7	317.5	72	50	22	389.2	403.2	360.7	45
46 Hypertension without mention of heart (444-447)	2	1	1	10.9	8.3	15.9	1	1	-	5.4	8.1	0	46
47 Influenza and pneumonia (480-483, 490-493)	9	4	5	49.2	33.3	79.4	-	-	-	0	0	0	47
48 Bronchitis (500-502)	-	-	-	0	0	0	1	1	-	5.4	8.1	0	48
49 Ulcer of stomach and duodenum (540, 541)	-	-	-	0	0	0	1	1	-	5.4	8.1	0	49
50 Appendicitis (550-553)	-	-	-	0	0	0	1	1	-	5.4	8.1	0	50
51 Intestinal obstruction and hernia (560, 561, 570)	-	-	-	0	0	0	2	2	-	10.8	16.1	0	51
52 Gastritis, duodenitis, enteritis and colitis (except diarrhea of the newborn) (543, 571, 572)	1	1	-	5.5	8.3	0	-	-	-	0	0	0	52
53 Cirrhosis of liver (581)	2	1	1	10.9	8.3	15.9	3	3	-	16.2	24.2	0	53
54 Nephritis and nephrosis (590-594)	4	1	3	21.9	8.3	47.6	-	-	-	0	0	0	54
55 Hyperplasia of prostate (610)	-	-	-	0	0	0	-	-	-	0	0	0	55
56 Complications of pregnancy, childbirth and the puerperium (640-652, 670-689)	-	-	-	0	0	0	-	-	-	0	0	0	56
57 Congenital malformations (750-759)	1	1	-	5.5	8.3	0	4	3	1	21.6	24.2	16.4	57
58 Birth injuries, postnatal asphyxia and atelectasis (760-762)	1	1	-	5.5	8.3	0	3	3	-	16.2	24.2	0	58
59 Infection of the newborn (763-768)	-	-	-	0	0	0	1	-	1	5.4	0	16.4	59
60 Other diseases peculiar to early infancy, and immaturity unqualified (769-776)	2	2	-	10.9	16.7	0	3	3	-	16.2	24.2	0	60
61 Senility, without mention of psychosis (794)	-	-	-	0	0	0	-	-	-	0	0	0	61
62 Ill-defined and unknown causes (780-793, 795)	1	-	1	5.5	0	15.9	1	-	1	5.4	0	16.4	62
63 Motor vehicle accidents (E810-E835)	3	3	-	16.4	25.0	0	3	2	1	16.2	16.1	16.4	63
64 All other accidents (E800-E802, E840-E962)	7	4	3	38.3	33.3	47.6	5	3	2	27.0	24.2	32.8	64
65 Suicide (E963, E970-E979)	4	4	-	21.9	33.3	0	3	2	1	16.2	16.1	16.4	65
66 Homicide (E964, E980-E985)	2	-	2	10.9	0	31.7	3	1	2	16.2	8.1	32.8	66
67 All other diseases (residual)	20	13	7	109.3	108.3	111.1	20	13	7	108.1	104.8	114.8	67

TABLE XIII VITAL STATISTICS, BY COUNTY, BY RACE, GEORGIA, 1966

ITEM	EVANS						FANNIN					
	Number			Rate or Ratio *			Number			Rate or Ratio *		
	Total	White	Non-White	Total	White	Non-White	Total	White	Non-White	Total	White	Non-White
1 Estimated population as of July 1	7,400	4,600	2,800				13,800	13,800	0			
LIVE BIRTHS												
2 Total	155	87	68	20.9	18.9	24.3	185	185	-	13.4	13.4	...
3 Delivered in hospital	118	87	31	76.1%	100.0%	45.6%	185	185	-	100.0%	100.0%	...
4 Delivered in home by physician	37	-	37	23.9%	0%	54.4%	-	-	-	0%	0%	...
5 Delivered in home by midwife	-	-	-	0%	0%	0%	-	-	-	0%	0%	...
6 Other deliveries	-	-	-	0%	0%	0%	-	-	-	0%	0%	...
7 Immature births	11	7	4	71.0	80.5	58.8	19	19	-	102.7	102.7	...
8 Live births to unwed mothers	19	4	15	122.6	46.0	220.6	5	5	-	27.0	27.0	...
FETAL DEATHS												
9 Total	8	6	2	51.6	69.0	29.4	1	1	-	5.4	5.4	...
10 Under 20 weeks gestation	6	6	-	38.7	69.0	0	-	-	-	0	0	...
11 20-27 weeks gestation	-	-	-	0	0	0	-	-	-	0	0	...
12 28 weeks and more	1	-	1	6.5	0	14.7	1	1	-	5.4	5.4	...
13 Unknown length of gestation	1	-	1	6.5	0	14.7	-	-	-	0	0	...
DEATHS												
14 Total, all ages	87	52	35	175.7	130.4	1250.0	122	121	1	884.1	876.8	...
15 Under 1 year	6	4	2	38.7	46.0	29.4	7	7	-	37.8	37.8	...
16 Under 28 days	3	3	-	19.4	34.5	0	5	5	-	27.0	27.0	...
17 Deaths from immaturity	1	1	-	6.5	11.5	0	2	2	-	10.8	10.8	...
18 1-4 years * *	-	-	-	-	-	-	1	1	-	-	-	...
19 Maternal deaths	-	-	-	0	0	0	-	-	-	0	0	...
CAUSE OF DEATH												
20 Tuberculosis, all forms (001-019)	-	-	-	0	0	0	-	-	-	0	0	...
21 Syphilis and its sequelae (020-029)	-	-	-	0	0	0	1	1	-	7.2	7.2	...
22 Typhoid fever (040)	-	-	-	0	0	0	-	-	-	0	0	...
23 Dysentery, all forms (045-048)	-	-	-	0	0	0	1	1	-	7.2	7.2	...
24 Scarlet fever (050)	-	-	-	0	0	0	-	-	-	0	0	...
25 Streptococcal sore throat (051)	-	-	-	0	0	0	-	-	-	0	0	...
26 Diphtheria (055)	-	-	-	0	0	0	-	-	-	0	0	...
27 Whooping cough (056)	-	-	-	0	0	0	-	-	-	0	0	...
28 Meningococcal infections (057)	-	-	-	0	0	0	-	-	-	0	0	...
29 Acute poliomyelitis (080)	-	-	-	0	0	0	-	-	-	0	0	...
30 Acute infectious encephalitis (082)	-	-	-	0	0	0	-	-	-	0	0	...
31 Smallpox (084)	-	-	-	0	0	0	-	-	-	0	0	...
32 Measles (085)	-	-	-	0	0	0	-	-	-	0	0	...
33 Typhus and other rickettsial diseases (100-103, 105-108)	-	-	-	0	0	0	-	-	-	0	0	...
34 Rocky Mountain spotted fever (104)	-	-	-	0	0	0	-	-	-	0	0	...
35 Malaria (110-117)	-	-	-	0	0	0	-	-	-	0	0	...
36 All other diseases classified as infective and parasitic (030-039, 041-044, 049, 052-054, 059-074, 081, 083, 086-096, 120-138)	1	1	-	13.5	21.7	0	1	1	-	7.2	7.2	...
37 Malignant neoplasms, including neoplasms of lymphatic and haematopoietic tissues (140-205)	13	7	6	175.7	152.2	214.3	15	15	-	108.7	108.7	...
38 Benign and unspecified neoplasms (210-239)	1	1	-	13.5	21.7	0	-	-	-	0	0	...
39 Diabetes mellitus (260)	1	-	1	13.5	0	35.7	2	2	-	14.5	14.5	...
40 Pellagra (281)	-	-	-	0	0	0	-	-	-	0	0	...
41 Anemias (290-293)	-	-	-	0	0	0	-	-	-	0	0	...
42 Vascular lesions affecting central nervous system (330-334)	13	8	5	175.7	173.9	178.6	12	12	-	87.0	87.0	...
43 Nonmeningococcal meningitis (340)	-	-	-	0	0	0	1	1	-	7.2	7.2	...
44 Rheumatic fever (400-402)	-	-	-	0	0	0	-	-	-	0	0	...
45 Heart diseases (410-443)	29	17	12	391.9	369.6	428.6	39	38	1	282.6	275.4	...
46 Hypertension without mention of heart (444-447)	1	1	-	13.5	21.7	0	-	-	-	0	0	...
47 Influenza and pneumonia (480-483, 490-493)	6	4	2	81.1	87.0	71.4	-	-	-	0	0	...
48 Bronchitis (500-502)	-	-	-	0	0	0	-	-	-	0	0	...
49 Ulcer of stomach and duodenum (540, 541)	-	-	-	0	0	0	1	1	-	7.2	7.2	...
50 Appendicitis (550-553)	-	-	-	0	0	0	-	-	-	0	0	...
51 Intestinal obstruction and hernia (560, 561, 570)	-	-	-	0	0	0	-	-	-	0	0	...
52 Gastritis, duodenitis, enteritis and colitis (except diarrhea of the newborn) (543, 571, 572)	-	-	-	0	0	0	2	2	-	14.5	14.5	...
53 Cirrhosis of liver (581)	-	-	-	0	0	0	-	-	-	0	0	...
54 Nephritis and nephrosis (590-594)	-	-	-	0	0	0	1	1	-	7.2	7.2	...
55 Hyperplasia of prostate (610)	2	1	1	27.0	21.7	35.7	-	-	-	0	0	...
56 Complications of pregnancy, childbirth and the puerperium (640-652, 670-689)	-	-	-	0	0	0	-	-	-	0	0	...
57 Congenital malformations (750-759)	3	3	-	40.5	65.2	0	2	2	-	14.5	14.5	...
58 Birth injuries, postnatal asphyxia and atelectasis (760-762)	-	-	-	0	0	0	3	3	-	21.7	21.7	...
59 Infection of the newborn (763-768)	1	1	-	13.5	21.7	0	-	-	-	0	0	...
60 Other diseases peculiar to early infancy, and immaturity unqualified (769-776)	1	1	-	13.5	21.7	0	2	2	-	14.5	14.5	...
61 Senility, without mention of psychosis (794)	-	-	-	0	0	0	-	-	-	0	0	...
62 Ill-defined and unknown causes (780-793, 795)	-	-	-	0	0	0	-	-	-	0	0	...
63 Motor vehicle accidents (E810-E835)	-	-	-	0	0	0	3	3	-	21.7	21.7	...
64 All other accidents (E800-E802, E840-E962)	2	1	1	27.0	21.7	35.7	10	10	-	72.5	72.5	...
65 Suicide (E963, E970-E979)	1	1	-	13.5	21.7	0	2	2	-	14.5	14.5	...
66 Homicide (E964, E980-E985)	1	-	1	13.5	0	35.7	2	2	-	14.5	14.5	...
67 All other diseases (residual)	11	5	6	148.6	108.7	214.3	18	18	-	130.4	130.4	...

TABLE XIII VITAL STATISTICS, BY COUNTY, BY RACE, GEORGIA, 1966

ITEM	FAYETTE						FLOYD					
	Number			Rate or Ratio *			Number			Rate or Ratio *		
	Total	White	Non-White	Total	White	Non-White	Total	White	Non-White	Total	White	Non-White
1 Estimated population as of July 1	8,500	6,000	2,500				11,700	60,300	11,400			
LIVE BIRTHS												
2 Total	178	112	66	20.9	18.7	26.4	1,267	1,033	234	17.7	17.1	20.5
3 Delivered in hospital	168	112	56	94.4%	100.0%	84.8%	1,262	1,028	234	99.6%	99.5%	100.0%
4 Delivered in home by physician	4	-	4	2.2%	0%	6.1%	4	4	-	0.3%	0.4%	0%
5 Delivered in home by midwife	6	-	6	3.4%	0%	9.1%	1	1	-	0.1%	0.1%	0%
6 Other deliveries	-	-	-	0%	0%	0%	-	-	-	0%	0%	0%
7 Immature births	20	9	11	112.4	80.4	166.7	126	82	44	99.4	79.4	188.0
8 Live births to unwed mothers	25	1	24	140.4	8.9	363.6	76	18	58	60.0	17.4	247.9
FETAL DEATHS												
9 Total	3	2	1	16.9	17.9	15.2	20	15	5	15.8	14.5	21.4
10 Under 20 weeks gestation	1	1	-	5.6	8.9	0	-	-	-	0	0	0
11 20-27 weeks gestation	-	-	-	0	0	0	8	4	4	6.3	3.9	17.1
12 28 weeks and more	2	1	1	11.2	8.9	15.2	12	11	1	9.5	10.6	4.3
13 Unknown length of gestation	-	-	-	0	0	0	-	-	-	0	0	0
DEATHS												
14 Total, all ages	84	67	17	988.2	116.7	680.0	639	521	118	891.2	864.0	1035.1
15 Under 1 year	5	1	4	28.1	8.9	60.6	31	26	5	24.5	25.2	21.4
16 Under 28 days	3	1	2	16.9	8.9	30.3	25	23	2	19.7	22.3	8.5
17 Deaths from immaturity	1	1	-	5.6	8.9	0	9	9	-	7.1	8.7	0
18 1-4 years **	-	-	-	0	0	0	5	3	2	-	-	-
19 Maternal deaths	-	-	-	0	0	0	1	1	-	7.9	9.7	0
CAUSE OF DEATH												
20 Tuberculosis, all forms (001-019)	2	2	-	23.5	33.3	0	3	1	2	4.2	1.7	17.5
21 Syphilis and its sequelae (020-029)	-	-	-	0	0	0	1	-	1	1.4	0	8.8
22 Typhoid fever (040)	-	-	-	0	0	0	-	-	-	0	0	0
23 Dysentery, all forms (045-048)	-	-	-	0	0	0	-	-	-	0	0	0
24 Scarlet fever (050)	-	-	-	0	0	0	-	-	-	0	0	0
25 Streptococcal sore throat (051)	-	-	-	0	0	0	-	-	-	0	0	0
26 Diphtheria (055)	-	-	-	0	0	0	-	-	-	0	0	0
27 Whooping cough (056)	-	-	-	0	0	0	-	-	-	0	0	0
28 Meningococcal infections (057)	-	-	-	0	0	0	-	-	-	0	0	0
29 Acute poliomyelitis (080)	-	-	-	0	0	0	-	-	-	0	0	0
30 Acute infectious encephalitis (082)	-	-	-	0	0	0	1	-	1	1.4	0	8.8
31 Smallpox (084)	-	-	-	0	0	0	-	-	-	0	0	0
32 Measles (085)	-	-	-	0	0	0	-	-	-	0	0	0
33 Typhus and other rickettsial diseases (100-103, 105-108)	-	-	-	0	0	0	-	-	-	0	0	0
34 Rocky Mountain spotted fever (104)	-	-	-	0	0	0	-	-	-	0	0	0
35 Malaria (110-117)	-	-	-	0	0	0	-	-	-	0	0	0
36 All other diseases classified as infective and parasitic (030-039, 041-044, 049, 052-054, 059-074, 081, 083, 086-096, 120-138)	-	-	-	0	0	0	4	3	1	5.6	5.0	8.8
37 Malignant neoplasms, including neoplasms of lymphatic and haematopoietic tissues (140-205)	10	10	-	117.6	166.7	0	105	92	13	146.4	152.6	114.0
38 Benign and unspecified neoplasms (210-239)	-	-	-	0	0	0	2	1	1	2.8	1.7	8.8
39 Diabetes mellitus (260)	3	2	1	35.3	33.3	40.0	4	4	-	5.6	6.6	0
40 Pellagra (281)	-	-	-	0	0	0	1	1	-	1.4	1.7	0
41 Anemias (290-293)	-	-	-	0	0	0	6	5	1	8.4	8.3	8.8
42 Vascular lesions affecting central nervous system (330-334)	10	8	2	117.6	133.3	80.0	102	81	21	142.3	134.3	184.2
43 Nonmeningococcal meningitis (340)	-	-	-	0	0	0	-	-	-	0	0	0
44 Rheumatic fever (400-402)	-	-	-	0	0	0	-	-	-	0	0	0
45 Heart diseases (410-443)	28	24	4	329.4	400.0	160.0	206	173	33	287.3	286.9	289.5
46 Hypertension without mention of heart (444-447)	-	-	-	0	0	0	5	2	3	7.0	3.3	26.3
47 Influenza and pneumonia (480-483, 490-493)	3	2	1	35.3	33.3	40.0	-	-	-	0	0	0
48 Bronchitis (500-502)	-	-	-	0	0	0	1	1	-	1.4	1.7	0
49 Ulcer of stomach and duodenum (540, 541)	-	-	-	0	0	0	-	-	-	0	0	0
50 Appendicitis (550-553)	-	-	-	0	0	0	-	-	-	0	0	0
51 Intestinal obstruction and hernia (560, 561, 570)	1	1	-	11.8	16.7	0	3	2	1	4.2	3.3	8.8
52 Gastritis, duodenitis, enteritis and colitis (except diarrhea of the newborn) (543, 571, 572)	-	-	-	0	0	0	-	-	-	0	0	0
53 Cirrhosis of liver (581)	-	-	-	0	0	0	2	1	1	2.8	1.7	8.8
54 Nephritis and nephrosis (590-594)	1	1	-	11.8	16.7	0	6	3	3	8.4	5.0	26.3
55 Hyperplasia of prostate (610)	-	-	-	0	0	0	2	1	1	2.8	1.7	8.8
56 Complications of pregnancy, childbirth and the puerperium (640-652, 670-689)	-	-	-	0	0	0	1	-	-	1.4	1.7	0
57 Congenital malformations (750-759)	1	1	-	11.8	16.7	0	7	7	-	9.8	11.6	0
58 Birth injuries, postnatal asphyxia and atelectasis (760-762)	1	-	1	11.8	0	40.0	7	6	1	9.8	10.0	8.8
59 Infection of the newborn (763-768)	1	-	1	11.8	0	40.0	1	1	-	1.4	1.7	0
60 Other diseases peculiar to early infancy, and immaturity unqualified (769-776)	1	1	-	11.8	16.7	0	14	13	1	19.5	21.6	8.8
61 Senility, without mention of psychosis (794)	-	-	-	0	0	0	1	1	-	1.4	1.7	0
62 Ill-defined and unknown causes (780-793, 795)	6	5	1	70.6	83.3	40.0	12	9	3	16.7	14.9	26.3
63 Motor vehicle accidents (E810-E835)	3	1	2	35.3	16.7	80.0	17	13	4	23.7	21.6	35.1
64 All other accidents (E800-E802, E840-E962)	1	1	-	11.8	16.7	0	11	11	-	15.3	18.2	0
65 Suicide (E963, E970-E979)	3	2	1	35.3	33.3	40.0	7	3	4	9.8	5.0	35.1
66 Homicide (E964, E980-E985)	3	2	1	35.3	33.3	40.0	7	3	4	9.8	5.0	35.1
67 All other diseases (residual)	9	6	3	105.9	100.0	120.0	64	52	12	89.3	86.2	105.3

TABLE XIII VITAL STATISTICS, BY COUNTY, BY RACE, GEORGIA, 1966

ITEM	FORSYTH						FRANKLIN					
	Number			Rate or Ratio *			Number			Rate or Ratio *		
	Total	White	Non-White	Total	White	Non-White	Total	White	Non-White	Total	White	Non-White
1 Estimated population as of July 1	13,000	13,000	0				13,500	11,900	1,600			
LIVE BIRTHS												
2 Total	302	301	1	23.2	23.2	...	248	177	71	18.4	14.9	44.4
3 Delivered in hospital	302	301	1	100.0%	100.0%	100.0%	244	177	67	98.4%	100.0%	94.4%
4 Delivered in home by physician	-	-	-	0%	0%	0%	4	-	4	1.6%	0%	5.6%
5 Delivered in home by midwife	-	-	-	0%	0%	0%	-	-	-	0%	0%	0%
6 Other deliveries	-	-	-	0%	0%	0%	-	-	-	0%	0%	0%
7 Immature births	23	23	-	76.2	76.4	0	26	7	19	104.8	39.5	267.6
8 Live births to unwed mothers	8	8	-	26.5	26.6	0	16	2	14	64.5	11.3	197.2
FETAL DEATHS												
9 Total	1	1	-	3.3	3.3	0	4	4	-	16.1	22.6	0
10 Under 20 weeks gestation	1	1	-	3.3	3.3	0	-	-	-	0	0	0
11 20-27 weeks gestation	-	-	-	0	0	0	1	1	-	4.0	5.6	0
12 28 weeks and more	-	-	-	0	0	0	2	2	-	8.1	11.3	0
13 Unknown length of gestation	-	-	-	0	0	0	1	1	-	4.0	5.6	0
DEATHS												
14 Total, all ages	109	108	1	838.5	830.8	...	151	133	18	118.5	117.6	125.0
15 Under 1 year	13	13	-	43.0	43.2	0	6	3	3	24.2	16.9	42.3
16 Under 28 days	9	9	-	29.8	29.9	0	4	3	1	16.1	16.9	14.1
17 Deaths from immaturity	4	4	-	13.2	13.3	0	-	-	-	0	0	0
18 1-4 years **	1	1	-	-	-	-	2	1	1	-	-	-
19 Maternal deaths	-	-	-	0	0	0	-	-	-	0	0	0
CAUSE OF DEATH												
20 Tuberculosis, all forms (001-019)	-	-	-	0	0	...	-	-	-	0	0	0
21 Syphilis and its sequelae (020-029)	-	-	-	0	0	...	-	-	-	0	0	0
22 Typhoid fever (040)	-	-	-	0	0	...	-	-	-	0	0	0
23 Dysentery, all forms (045-048)	-	-	-	0	0	...	-	-	-	0	0	0
24 Scarlet fever (050)	-	-	-	0	0	...	-	-	-	0	0	0
25 Streptococcal sore throat (051)	-	-	-	0	0	...	-	-	-	0	0	0
26 Diphtheria (055)	-	-	-	0	0	...	-	-	-	0	0	0
27 Whooping cough (056)	-	-	-	0	0	...	-	-	-	0	0	0
28 Meningococcal infections (057)	-	-	-	0	0	...	-	-	-	0	0	0
29 Acute poliomyelitis (080)	-	-	-	0	0	...	-	-	-	0	0	0
30 Acute infectious encephalitis (082)	-	-	-	0	0	...	-	-	-	0	0	0
31 Smallpox (084)	-	-	-	0	0	...	-	-	-	0	0	0
32 Measles (085)	-	-	-	0	0	...	-	-	-	0	0	0
33 Typhus and other rickettsial diseases (100-103, 105-108)	-	-	-	0	0	...	-	-	-	0	0	0
34 Rocky Mountain spotted fever (104)	-	-	-	0	0	...	-	-	-	0	0	0
35 Malaria (110-117)	-	-	-	0	0	...	-	-	-	0	0	0
36 All other diseases classified as infective and parasitic (030-039, 041-044, 049, 052-054, 059-074, 081, 083, 086-096, 120-138)	1	1	-	7.7	7.7	...	2	2	-	14.8	16.8	0
37 Malignant neoplasms, including neoplasms of lymphatic and haematopoietic tissues (140-205)	15	15	-	115.4	115.4	...	23	20	3	170.4	168.1	187.5
38 Benign and unspecified neoplasms (210-239)	1	1	-	7.7	7.7	...	-	-	-	0	0	0
39 Diabetes mellitus (260)	2	2	-	15.4	15.4	...	2	2	-	14.8	16.8	0
40 Pellagra (281)	-	-	-	0	0	...	-	-	-	0	0	0
41 Anemias (290-293)	-	-	-	0	0	...	-	-	-	0	0	0
42 Vascular lesions affecting central nervous system (330-334)	13	13	-	100.0	100.0	...	17	15	2	125.9	126.1	125.0
43 Nonmeningococcal meningitis (340)	-	-	-	0	0	...	-	-	-	0	0	0
44 Rheumatic fever (400-402)	-	-	-	0	0	...	-	-	-	0	0	0
45 Heart diseases (410-443)	33	32	1	253.8	246.2	...	60	55	5	444.4	462.2	312.5
46 Hypertension without mention of heart (444-447)	-	-	-	0	0	...	1	1	-	7.4	8.4	0
47 Influenza and pneumonia (480-483, 490-493)	9	9	-	69.2	69.2	...	-	-	-	0	0	0
48 Bronchitis (500-502)	-	-	-	0	0	...	1	1	-	7.4	8.4	0
49 Ulcer of stomach and duodenum (540, 541)	1	1	-	7.7	7.7	...	2	2	-	14.8	16.8	0
50 Appendicitis (550-553)	-	-	-	0	0	...	-	-	-	0	0	0
51 Intestinal obstruction and hernia (560, 561, 570)	2	2	-	15.4	15.4	...	2	2	-	14.8	16.8	0
52 Gastritis, duodenitis, enteritis and colitis (except diarrhea of the newborn) (543, 571, 572)	-	-	-	0	0	...	1	1	-	7.4	8.4	0
53 Cirrhosis of liver (581)	-	-	-	0	0	...	1	1	-	7.4	8.4	0
54 Nephritis and nephrosis (590-594)	1	1	-	7.7	7.7	...	2	2	-	14.8	16.8	0
55 Hyperplasia of prostate (610)	-	-	-	0	0	...	-	-	-	0	0	0
56 Complications of pregnancy, childbirth and the puerperium (640-652, 670-689)	-	-	-	0	0	...	-	-	-	0	0	0
57 Congenital malformations (750-759)	3	3	-	23.1	23.1	...	1	1	-	7.4	8.4	0
58 Birth injuries, postnatal asphyxia and atelectasis (760-762)	2	2	-	15.4	15.4	...	3	2	1	22.2	16.8	62.5
59 Infection of the newborn (763-768)	-	-	-	0	0	...	-	-	-	0	0	0
60 Other diseases peculiar to early infancy, and immaturity unqualified (769-776)	5	5	-	38.5	38.5	...	-	-	-	0	0	0
61 Senility, without mention of psychosis (794)	2	2	-	15.4	15.4	...	-	-	-	0	0	0
62 Ill-defined and unknown causes (780-793, 795)	1	1	-	7.7	7.7	...	-	-	-	0	0	0
63 Motor vehicle accidents (E810-E835)	12	12	-	92.3	92.3	...	5	5	-	37.0	42.0	0
64 All other accidents (E800-E802, E840-E862)	1	1	-	7.7	7.7	...	4	3	1	29.6	25.2	62.5
65 Suicide (E963, E970-E979)	-	-	-	0	0	...	-	-	-	0	0	0
66 Homicide (E964, E980-E985)	-	-	-	0	0	...	1	-	1	7.4	0	62.5
67 All other diseases (residual)	5	5	-	38.5	38.5	...	15	14	1	111.1	117.6	62.5

TABLE XIII VITAL STATISTICS, BY COUNTY, BY RACE, GEORGIA, 1966

ITEM	FULTON						GILMER					
	Number			Rate or Ratio *			Number			Rate or Ratio *		
	Total	White	Non-White	Total	White	Non-White	Total	White	Non-White	Total	White	Non-White
1 Estimated population as of July 1	610,400	368,100	242,300				9,100	9,100	0			
LIVE BIRTHS												
2 Total	12,556	6,759	5,797	20.6	18.4	23.9	162	162	-	17.8	17.8	...
3 Delivered in hospital	12,449	6,742	5,707	99.1%	99.7%	98.4%	162	162	-	100.0%	100.0%	...
4 Delivered in home by physician	97	15	82	0.8%	0.2%	1.4%	-	-	-	0%	0%	...
5 Delivered in home by midwife	8	1	7	0.1%	0.0%	0.1%	-	-	-	0%	0%	...
6 Other deliveries	2	1	1	0.0%	0.0%	0.0%	-	-	-	0%	0%	...
7 Immature births	1,455	551	904	115.9	81.5	155.9	7	7	-	43.2	43.2	...
8 Live births to unwed mothers	1,986	293	1,693	158.2	43.3	292.0	5	5	-	30.9	30.9	...
FETAL DEATHS												
9 Total	280	168	112	22.3	24.9	19.3	4	4	-	24.7	24.7	...
10 Under 20 weeks gestation	77	66	11	6.1	9.8	1.9	-	-	-	0	0	...
11 20-27 weeks gestation	50	28	22	4.0	4.1	3.8	-	-	-	0	0	...
12 28 weeks and more	143	69	74	11.4	10.2	12.8	4	4	-	24.7	24.7	...
13 Unknown length of gestation	10	5	5	0.8	0.7	0.9	-	-	-	0	0	...
DEATHS												
14 Total, all ages	6,014	3,543	2,471	985.3	962.5	1019.8	86	86	-	945.1	945.1	...
15 Under 1 year	385	143	242	30.7	21.2	41.7	5	5	-	30.9	30.9	...
16 Under 28 days	268	106	162	21.3	15.7	27.9	1	1	-	6.2	6.2	...
17 Deaths from immaturity	57	18	39	4.5	2.7	6.7	-	-	-	0	0	...
18 1-4 years **	49	15	34	-	-	-	-	-	-	-	-	...
19 Maternal deaths	7	2	5	5.6	3.0	8.6	2	2	-	123.5	123.5	...
CAUSE OF DEATH												
20 Tuberculosis, all forms (001-019)	29	9	20	4.8	2.4	8.3	-	-	-	0	0	...
21 Syphilis and its sequelae (020-029)	14	3	11	2.3	0.8	4.5	-	-	-	0	0	...
22 Typhoid fever (040)	-	-	-	0	0	0	-	-	-	0	0	...
23 Dysentery, all forms (045-048)	-	-	-	0	0	0	-	-	-	0	0	...
24 Scarlet fever (050)	-	-	-	0	0	0	-	-	-	0	0	...
25 Streptococcal sore throat (051)	-	-	-	0	0	0	-	-	-	0	0	...
26 Diphtheria (055)	-	-	-	0	0	0	-	-	-	0	0	...
27 Whooping cough (056)	-	-	-	0	0	0	-	-	-	0	0	...
28 Meningococcal infections (057)	8	1	7	1.3	0.3	2.9	-	-	-	0	0	...
29 Acute poliomyelitis (080)	-	-	-	0	0	0	-	-	-	0	0	...
30 Acute infectious encephalitis (082)	1	-	1	0.2	0	0.4	-	-	-	0	0	...
31 Smallpox (084)	-	-	-	0	0	0	-	-	-	0	0	...
32 Measles (085)	1	1	-	0.2	0.3	0	-	-	-	0	0	...
33 Typhus and other rickettsial diseases (100-103, 105-108)	-	-	-	0	0	0	-	-	-	0	0	...
34 Rocky Mountain spotted fever (104)	2	1	1	0.3	0.3	0.4	-	-	-	0	0	...
35 Malaria (110-117)	-	-	-	0	0	0	-	-	-	0	0	...
36 All other diseases classified as infective and parasitic (030-039, 041-044, 049, 052-054, 059-074, 081, 083, 086-096, 120-138)	39	14	25	6.4	3.8	10.3	1	1	-	11.0	11.0	...
37 Malignant neoplasms, including neoplasms of lymphatic and haematopoietic tissues (140-205)	926	597	329	151.7	162.2	135.8	14	14	-	153.8	153.8	...
38 Benign and unspecified neoplasms (210-239)	17	8	9	2.8	2.2	3.7	-	-	-	0	0	...
39 Diabetes mellitus (260)	94	41	53	15.4	11.1	21.9	1	1	-	11.0	11.0	...
40 Pellagra (281)	-	-	-	0	0	0	-	-	-	0	0	...
41 Anemias (290-293)	8	6	2	1.3	1.6	0.8	-	-	-	0	0	...
42 Vascular lesions affecting central nervous system (330-334)	742	420	322	121.6	114.1	132.9	16	16	-	175.8	175.8	...
43 Nonmeningococcal meningitis (340)	16	4	12	2.6	1.1	5.0	-	-	-	0	0	...
44 Rheumatic fever (400-402)	1	1	-	0.2	0.3	0	-	-	-	0	0	...
45 Heart diseases (410-443)	1,889	1,222	667	309.5	332.0	275.3	30	30	-	329.7	329.7	...
46 Hypertension without mention of heart (444-447)	29	12	17	4.8	3.3	7.0	-	-	-	0	0	...
47 Influenza and pneumonia (480-483, 490-493)	233	152	81	38.2	41.3	33.4	-	-	-	0	0	...
48 Bronchitis (500-502)	16	11	5	2.6	3.0	2.1	-	-	-	0	0	...
49 Ulcer of stomach and duodenum (540, 541)	34	26	8	5.6	7.1	3.3	-	-	-	0	0	...
50 Appendicitis (550-553)	3	2	1	0.5	0.5	0.4	-	-	-	0	0	...
51 Intestinal obstruction and hernia (560, 561, 570)	25	16	9	4.1	4.3	3.7	-	-	-	0	0	...
52 Gastritis, duodenitis, enteritis and colitis (except diarrhea of the newborn) (543, 571, 572)	17	10	7	2.8	2.7	2.9	1	1	-	11.0	11.0	...
53 Cirrhosis of liver (581)	85	56	29	13.9	15.2	12.0	-	-	-	0	0	...
54 Nephritis and nephrosis (590-594)	60	15	45	9.8	4.1	18.6	1	1	-	11.0	11.0	...
55 Hyperplasia of prostate (610)	8	6	2	1.3	1.6	0.8	-	-	-	0	0	...
56 Complications of pregnancy, childbirth and the puerperium (640-652, 670-689)	7	2	5	1.1	0.5	2.1	2	2	-	22.0	22.0	...
57 Congenital malformations (750-759)	69	41	28	11.3	11.1	11.6	3	3	-	33.0	33.0	...
58 Birth injuries, postnatal asphyxia and atelectasis (760-762)	71	35	36	11.6	9.5	14.9	1	1	-	11.0	11.0	...
59 Infection of the newborn (763-768)	29	7	22	4.8	1.9	9.1	-	-	-	0	0	...
60 Other diseases peculiar to early infancy, and immaturity unqualified (769-776)	119	32	87	19.5	8.7	35.9	-	-	-	0	0	...
61 Senility, without mention of psychosis (794)	100	38	62	16.4	10.3	25.6	-	-	-	0	0	...
62 Ill-defined and unknown causes (780-793, 795)	90	42	48	14.7	11.4	19.8	-	-	-	0	0	...
63 Motor vehicle accidents (E810-E835)	182	124	58	29.8	33.7	23.9	4	4	-	44.0	44.0	...
64 All other accidents (E800-E802, E840-E862)	195	109	86	31.9	29.6	35.5	1	1	-	11.0	11.0	...
65 Suicide (E962, E970-E979)	73	69	9	12.8	18.7	3.7	-	-	-	0	0	...
66 Homicide (E964, E980-E985)	136	35	101	22.3	9.5	41.7	-	-	-	0	0	...
67 All other diseases (residual)	641	375	266	105.0	101.9	109.8	8	8	-	87.9	87.9	...

TABLE XIII VITAL STATISTICS, BY COUNTY, BY RACE, GEORGIA, 1966

ITEM	GLASCOCK						GLYNN					
	Number			Rate or Ratio *			Number			Rate or Ratio *		
	Total	White	Non-White	Total	White	Non-White	Total	White	Non-White	Total	White	Non-White
1 Estimated population as of July 1	2,700	1,900	800				50,400	37,900	12,500			
LIVE BIRTHS												
2 Total	53	29	24	19.6	15.3	30.0	1,075	779	296	21.3	20.6	23.7
3 Delivered in hospital	50	29	21	94.3	100.0	87.5	1,005	776	229	93.5	99.6	77.4
4 Delivered in home by physician	2	-	2	3.8	0	8.3	4	-	4	0.4	0	1.4
5 Delivered in home by midwife	1	-	1	1.9	0	4.2	64	3	61	6.0	0.4	20.6
6 Other deliveries	-	-	-	0	0	0	2	-	2	0.2	0	0.7
7 Immature births	4	2	2	75.5	69.0	83.3	87	49	38	80.9	62.9	128.4
8 Live births to unwed mothers	11	-	11	207.5	0	458.3	81	19	62	75.3	24.4	209.5
FETAL DEATHS												
9 Total	2	2	-	37.7	69.0	0	21	12	9	19.5	15.4	30.4
10 Under 20 weeks gestation	1	1	-	18.9	34.5	0	7	3	4	6.5	3.9	13.5
11 20-27 weeks gestation	-	-	-	0	0	0	6	4	2	5.6	5.1	6.8
12 28 weeks and more	1	1	-	18.9	34.5	0	7	5	2	6.5	6.4	6.8
13 Unknown length of gestation	-	-	-	0	0	0	1	-	1	0.9	0	3.4
DEATHS												
14 Total, all ages	47	40	7	1740.7	2105.3	875.0	384	230	154	761.9	606.9	1232.0
15 Under 1 year	5	2	3	94.3	69.0	125.0	35	22	13	32.6	28.2	43.9
16 Under 28 days	1	1	-	18.9	34.5	0	25	17	8	23.3	21.8	27.0
17 Deaths from immaturity	1	1	-	18.9	34.5	0	3	2	1	2.8	2.6	3.4
18 1-4 years * *	-	-	-	0	0	0	-	-	3	-	-	-
19 Maternal deaths	-	-	-	0	0	0	-	-	-	0	0	0
CAUSE OF DEATH												
20 Tuberculosis, all forms (001-019)	-	-	-	0	0	0	1	-	1	2.0	0	8.0
21 Syphilis and its sequelae (020-029)	-	-	-	0	0	0	-	-	-	0	0	0
22 Typhoid fever (040)	-	-	-	0	0	0	-	-	-	0	0	0
23 Dysentery, all forms (045-048)	-	-	-	0	0	0	-	-	-	0	0	0
24 Scarlet fever (050)	-	-	-	0	0	0	-	-	-	0	0	0
25 Streptococcal sore throat (051)	-	-	-	0	0	0	-	-	-	0	0	0
26 Diphtheria (055)	-	-	-	0	0	0	-	-	-	0	0	0
27 Whooping cough (056)	-	-	-	0	0	0	-	-	-	0	0	0
28 Meningococcal infections (057)	-	-	-	0	0	0	-	-	-	0	0	0
29 Acute poliomyelitis (080)	-	-	-	0	0	0	-	-	-	0	0	0
30 Acute infectious encephalitis (082)	-	-	-	0	0	0	-	-	-	0	0	0
31 Smallpox (084)	-	-	-	0	0	0	-	-	-	0	0	0
32 Measles (085)	-	-	-	0	0	0	-	-	-	0	0	0
33 Typhus and other rickettsial diseases (100-103, 105-108)	-	-	-	0	0	0	-	-	-	0	0	0
34 Rocky Mountain spotted fever (104)	-	-	-	0	0	0	-	-	-	0	0	0
35 Malaria (110-117)	-	-	-	0	0	0	-	-	-	0	0	0
36 All other diseases classified as infective and parasitic (030-039, 041-044, 049, 052-054, 059-074, 081, 083, 086-096, 120-138)	-	-	-	0	0	0	2	1	1	4.0	2.6	8.0
37 Malignant neoplasms, including neoplasms of lymphatic and haematopoietic tissues (140-205)	3	2	1	111.1	105.3	125.0	59	36	23	117.1	95.0	184.0
38 Benign and unspecified neoplasms (210-239)	-	-	-	0	0	0	2	1	1	4.0	2.6	8.0
39 Diabetes mellitus (260)	-	-	-	0	0	0	3	1	2	6.0	2.6	16.0
40 Pellagra (281)	-	-	-	0	0	0	-	-	-	0	0	0
41 Anemias (290-293)	-	-	-	0	0	0	-	-	-	0	0	0
42 Vascular lesions affecting central nervous system (330-334)	3	3	-	111.1	157.9	0	43	27	16	85.3	71.2	128.0
43 Nonmeningococcal meningitis (340)	-	-	-	0	0	0	1	1	-	2.0	2.6	0
44 Rheumatic fever (400-402)	-	-	-	0	0	0	1	-	1	2.0	0	8.0
45 Heart diseases (410-443)	23	22	1	851.9	1157.9	125.0	143	91	52	283.7	240.1	416.0
46 Hypertension without mention of heart (444-447)	-	-	-	0	0	0	2	1	1	4.0	2.6	8.0
47 Influenza and pneumonia (480-483, 490-493)	5	1	4	185.2	52.6	500.0	1	1	-	2.0	2.6	0
48 Bronchitis (500-502)	-	-	-	0	0	0	2	2	-	4.0	5.3	0
49 Ulcer of stomach and duodenum (540, 541)	-	-	-	0	0	0	3	2	1	6.0	5.3	8.0
50 Appendicitis (550-553)	-	-	-	0	0	0	-	-	-	0	0	0
51 Intestinal obstruction and hernia (560, 561, 570)	-	-	-	0	0	0	3	2	1	6.0	5.3	8.0
52 Gastritis, duodenitis, enteritis and colitis (except diarrhea of the newborn) (543, 571, 572)	-	-	-	0	0	0	1	1	-	2.0	2.6	0
53 Cirrhosis of liver (581)	1	1	-	37.0	52.6	0	3	3	-	6.0	7.9	0
54 Nephritis and nephrosis (590-594)	1	1	-	37.0	52.6	0	2	1	1	4.0	2.6	8.0
55 Hyperplasia of prostate (610)	-	-	-	0	0	0	-	-	-	0	0	0
56 Complications of pregnancy, childbirth and the puerperium (640-652, 670-689)	-	-	-	0	0	0	-	-	-	0	0	0
57 Congenital malformations (750-759)	-	-	-	0	0	0	8	5	3	15.9	13.2	24.0
58 Birth injuries, postnatal asphyxia and atelectasis (760-762)	-	-	-	0	0	0	10	6	4	19.8	15.8	32.0
59 Infection of the newborn (763-768)	-	-	-	0	0	0	-	-	-	0	0	0
60 Other diseases peculiar to early infancy, and immaturity unqualified (769-776)	1	1	-	37.0	52.6	0	10	6	4	19.8	15.8	32.0
61 Senility, without mention of psychosis (794)	-	-	-	0	0	0	1	1	-	2.0	2.6	0
62 Ill-defined and unknown causes (780-793, 795)	1	-	1	37.0	0	125.0	4	3	1	7.9	7.9	8.0
63 Motor vehicle accidents (E810-E835)	2	2	-	74.1	105.3	0	8	7	1	15.9	18.5	8.0
64 All other accidents (E800-E802, E840-E962)	2	2	-	74.1	105.3	0	16	7	9	31.7	18.5	72.0
65 Suicide (E963, E970-E979)	-	-	-	0	0	0	2	2	-	4.0	5.3	0
66 Homicide (E964, E980-E985)	-	-	-	0	0	0	6	3	3	11.9	7.9	24.0
67 All other diseases (residual)	5	5	-	185.2	263.2	0	27	14	13	53.6	36.9	104.0

TABLE XIII VITAL STATISTICS, BY COUNTY, BY RACE, GEORGIA, 1966

ITEM	GORDON						GRADY						
	Number			Rate or Ratio *			Number			Rate or Ratio *			
	Total	White	Non-White	Total	White	Non-White	Total	White	Non-White	Total	White	Non-White	
1 Estimated population as of July 1	20,400	19,100	1,300				18,700	11,600	7,100				1
LIVE BIRTHS													
2 Total	436	404	32	21.4	21.2	24.6	380	183	197	20.3	15.8	27.7	2
3 Delivered in hospital	436	404	32	100.0%	100.0%	100.0%	279	181	98	73.4%	98.9%	49.7%	3
4 Delivered in home by physician	-	-	-	0%	0%	0%	6	-	6	1.6%	0%	3.0%	4
5 Delivered in home by midwife	-	-	-	0%	0%	0%	95	2	93	25.0%	1.1%	47.2%	5
6 Other deliveries	-	-	-	0%	0%	0%	-	-	-	0%	0%	0%	6
7 Immature births	32	28	4	73.4	69.3	125.0	27	11	16	71.1	60.1	81.2	7
8 Live births to unwed mothers	12	6	6	27.5	14.9	187.5	62	1	61	163.2	5.5	309.6	8
FETAL DEATHS													
9 Total	7	7	-	16.1	17.3	0	8	4	4	21.1	21.9	20.3	9
10 Under 20 weeks gestation	1	1	-	2.3	2.5	0	3	2	1	7.9	10.9	5.1	10
11 20-27 weeks gestation	1	1	-	2.3	2.5	0	-	-	-	0	0	0	11
12 28 weeks and more	5	5	-	11.5	12.4	0	3	2	1	7.9	10.9	5.1	12
13 Unknown length of gestation	-	-	-	0	0	0	2	-	2	5.3	0	10.2	13
DEATHS													
14 Total, all ages	177	165	12	867.6	863.9	923.1	174	113	61	930.5	974.1	859.2	14
15 Under 1 year	7	7	-	16.1	17.3	0	12	6	6	31.6	32.8	30.5	15
16 Under 28 days	6	6	-	13.8	14.9	0	4	3	1	10.5	16.4	5.1	16
17 Deaths from immaturity	2	2	-	4.6	5.0	0	1	1	-	2.6	5.5	0	17
18 1-4 years **	1	1	-	-	-	-	-	-	1	-	-	-	18
19 Maternal deaths	-	-	-	0	0	0	-	-	-	0	0	0	19
CAUSE OF DEATH													
20 Tuberculosis, all forms (001-019)	1	1	-	4.9	5.2	0	-	-	-	0	0	0	20
21 Syphilis and its sequelae (020-029)	-	-	-	0	0	0	-	-	-	0	0	0	21
22 Typhoid fever (040)	-	-	-	0	0	0	-	-	-	0	0	0	22
23 Dysentery, all forms (045-048)	-	-	-	0	0	0	-	-	-	0	0	0	23
24 Scarlet fever (050)	-	-	-	0	0	0	-	-	-	0	0	0	24
25 Streptococcal sore throat (051)	-	-	-	0	0	0	-	-	-	0	0	0	25
26 Diphtheria (055)	-	-	-	0	0	0	-	-	-	0	0	0	26
27 Whooping cough (056)	-	-	-	0	0	0	-	-	-	0	0	0	27
28 Meningococcal infections (057)	-	-	-	0	0	0	-	-	-	0	0	0	28
29 Acute poliomyelitis (080)	-	-	-	0	0	0	-	-	-	0	0	0	29
30 Acute infectious encephalitis (082)	-	-	-	0	0	0	-	-	-	0	0	0	30
31 Smallpox (084)	-	-	-	0	0	0	-	-	-	0	0	0	31
32 Measles (085)	2	2	-	9.8	10.5	0	-	-	-	0	0	0	32
33 Typhus and other rickettsial diseases (100-103, 105-108)	-	-	-	0	0	0	-	-	-	0	0	0	33
34 Rocky Mountain spotted fever (104)	-	-	-	0	0	0	-	-	-	0	0	0	34
35 Malaria (110-117)	-	-	-	0	0	0	-	-	-	0	0	0	35
36 All other diseases classified as infective and parasitic (030-039, 041-044, 049, 052-054, 059-074, 081, 083, 086-096, 120-138)	27	26	1	132.4	136.1	76.9	20	15	5	107.0	129.3	70.4	36
37 Malignant neoplasms, including neoplasms of lymphatic and haematopoietic tissues (140-205)	-	-	-	0	0	0	-	-	-	0	0	0	37
38 Benign and unspecified neoplasms (210-239)	5	4	1	24.5	20.9	76.9	2	1	1	10.7	8.6	14.1	38
39 Diabetes mellitus (260)	-	-	-	0	0	0	-	-	-	0	0	0	39
40 Pellagra (281)	1	1	-	4.9	5.2	0	-	-	-	0	0	0	40
41 Anemias (290-293)	1	1	-	4.9	5.2	0	-	-	-	0	0	0	41
42 Vascular lesions affecting central nervous system (330-334)	22	21	1	107.8	109.9	76.9	32	18	14	171.1	155.2	197.2	42
43 Nonmeningococcal meningitis (340)	-	-	-	0	0	0	1	1	-	5.3	8.6	0	43
44 Rheumatic fever (400-402)	-	-	-	0	0	0	-	-	-	0	0	0	44
45 Heart diseases (410-443)	58	52	6	284.3	272.3	461.5	66	45	21	352.9	387.9	295.8	45
46 Hypertension without mention of heart (444-447)	-	-	-	0	0	0	1	-	1	5.3	0	14.1	46
47 Influenza and pneumonia (480-483, 490-493)	6	6	-	29.4	31.4	0	-	-	-	0	0	0	47
48 Bronchitis (500-502)	-	-	-	0	0	0	-	-	-	0	0	0	48
49 Ulcer of stomach and duodenum (540, 541)	1	1	-	4.9	5.2	0	2	1	1	10.7	8.6	14.1	49
50 Appendicitis (550-553)	-	-	-	0	0	0	1	1	-	5.3	8.6	0	50
51 Intestinal obstruction and hernia (560, 561, 570)	1	1	-	4.9	5.2	0	2	1	1	10.7	8.6	14.1	51
52 Gastritis, duodenitis, enteritis and colitis (except diarrhea of the newborn) (543, 571, 572)	2	2	-	9.8	10.5	0	1	-	1	5.3	0	14.1	52
53 Cirrhosis of liver (581)	-	-	-	0	0	0	3	2	1	16.0	17.2	14.1	53
54 Nephritis and nephrosis (590-594)	-	-	-	0	0	0	-	-	-	0	0	0	54
55 Hyperplasia of prostate (610)	-	-	-	0	0	0	-	-	-	0	0	0	55
56 Complications of pregnancy, childbirth and the puerperium (640-652, 670-689)	-	-	-	0	0	0	-	-	-	0	0	0	56
57 Congenital malformations (750-759)	2	2	-	9.8	10.5	0	-	-	-	0	0	0	57
58 Birth injuries, postnatal asphyxia and atelectasis (760-762)	1	1	-	4.9	5.2	0	1	-	1	5.3	0	14.1	58
59 Infection of the newborn (763-768)	-	-	-	0	0	0	-	-	-	0	0	0	59
60 Other diseases peculiar to early infancy, and immaturity unqualified (769-776)	4	4	-	19.6	20.9	0	2	2	-	10.7	17.2	0	60
61 Senility, without mention of psychosis (794)	2	1	1	9.8	5.2	76.9	-	-	-	0	0	0	61
62 Ill-defined and unknown causes (780-793, 795)	3	3	-	14.7	15.7	0	-	-	-	0	0	0	62
63 Motor vehicle accidents (E810-E835)	10	10	-	49.0	52.4	0	3	2	1	16.0	17.2	14.1	63
64 All other accidents (E800-E802, E840-E962)	7	5	2	34.3	26.2	153.8	8	4	4	42.8	34.5	56.3	64
65 Suicide (E963, E970-E979)	3	3	-	14.7	15.7	0	3	2	1	16.0	17.2	14.1	65
66 Homicide (E964, E980-E985)	-	-	-	0	0	0	1	-	1	5.3	0	14.1	66
67 All other diseases (residual)	19	19	-	93.1	99.5	0	13	10	3	69.5	86.2	42.3	67

TABLE XIII VITAL STATISTICS, BY COUNTY, BY RACE, GEORGIA, 1966

ITEM	GREENE						GWINNETT					
	Number			Rate or Ratio *			Number			Rate or Ratio *		
	Total	White	Non-White	Total	White	Non-White	Total	White	Non-White	Total	White	Non-White
1 Estimated population as of July 1	11,300	5,300	6,000				56,000	52,000	4,000			
LIVE BIRTHS												
2 Total	200	58	142	17.7	10.9	23.7	1,299	1,191	108	23.2	22.9	27.0
3 Delivered in hospital	174	58	116	87.0%	100.0%	81.7%	1,295	1,189	106	99.7%	99.8%	98.1%
4 Delivered in home by physician	2	—	2	1.0%	0%	1.4%	3	1	2	0.2%	0.1%	1.9%
5 Delivered in home by midwife	24	—	24	12.0%	0%	16.9%	—	—	—	0%	0%	0%
6 Other deliveries	—	—	—	0%	0%	0%	1	1	—	0.1%	0.1%	0%
7 Immature births	20	3	17	100.0	51.7	119.7	97	83	14	74.7	69.7	129.6
8 Live births to unwed mothers	31	2	29	155.0	34.5	204.2	39	15	24	30.0	12.6	222.2
FETAL DEATHS												
9 Total	8	3	5	40.0	51.7	35.2	25	20	5	19.2	16.8	46.3
10 Under 20 weeks gestation	4	2	2	20.0	34.5	14.1	11	10	1	8.5	8.4	9.3
11 20-27 weeks gestation	2	1	1	10.0	17.2	7.0	4	2	2	3.1	1.7	18.5
12 28 weeks and more	2	—	2	10.0	0	14.1	9	7	2	6.9	5.9	18.5
13 Unknown length of gestation	—	—	—	0	0	0	1	1	—	0.8	0.8	0
DEATHS												
14 Total, all ages	128	64	64	132.7	1207.5	1066.7	413	377	36	737.5	725.0	900.0
15 Under 1 year	8	1	7	40.0	17.2	49.3	36	30	6	27.7	25.2	55.6
16 Under 28 days	3	1	2	15.0	17.2	14.1	23	21	2	17.7	17.6	18.5
17 Deaths from immaturity	—	—	—	0	0	0	3	2	1	2.3	1.7	9.3
18 1-4 years **	—	—	—	0	0	0	8	7	1	—	—	—
19 Maternal deaths	—	—	—	0	0	0	—	—	—	0	0	0
CAUSE OF DEATH												
20 Tuberculosis, all forms (001-019)	—	—	—	0	0	0	2	2	—	3.6	3.8	0
21 Syphilis and its sequelae (020-029)	—	—	—	0	0	0	—	—	—	0	0	0
22 Typhoid fever (040)	—	—	—	0	0	0	—	—	—	0	0	0
23 Dysentery, all forms (045-048)	—	—	—	0	0	0	—	—	—	0	0	0
24 Scarlet fever (050)	—	—	—	0	0	0	—	—	—	0	0	0
25 Streptococcal sore throat (051)	—	—	—	0	0	0	—	—	—	0	0	0
26 Diphtheria (055)	—	—	—	0	0	0	1	1	—	1.8	1.9	0
27 Whooping cough (056)	—	—	—	0	0	0	—	—	—	0	0	0
28 Meningococcal infections (057)	—	—	—	0	0	0	3	3	—	5.4	5.8	0
29 Acute poliomyelitis (080)	—	—	—	0	0	0	—	—	—	0	0	0
30 Acute infectious encephalitis (082)	—	—	—	0	0	0	—	—	—	0	0	0
31 Smallpox (084)	—	—	—	0	0	0	—	—	—	0	0	0
32 Measles (085)	—	—	—	0	0	0	—	—	—	0	0	0
33 Typhus and other rickettsial diseases (100-103, 105-108)	—	—	—	0	0	0	—	—	—	0	0	0
34 Rocky Mountain spotted fever (104)	—	—	—	0	0	0	1	1	—	1.8	1.9	0
35 Malaria (110-117)	—	—	—	0	0	0	—	—	—	0	0	0
36 All other diseases classified as infective and parasitic (030-039, 041-044, 049, 052-054, 059-074, 081, 083, 086-096, 120-138)	1	—	1	8.8	0	16.7	1	1	—	1.8	1.9	0
37 Malignant neoplasms, including neoplasms of lymphatic and haematopoietic tissues (140-205)	21	11	10	185.8	207.5	166.7	66	61	5	117.9	117.3	125.0
38 Benign and unspecified neoplasms (210-239)	—	—	—	0	0	0	—	—	—	0	0	0
39 Diabetes mellitus (240)	2	—	2	17.7	0	33.3	4	4	—	7.1	7.7	0
40 Pellagra (281)	—	—	—	0	0	0	—	—	—	0	0	0
41 Anemias (290-293)	—	—	—	0	0	0	1	1	—	1.8	1.9	0
42 Vascular lesions affecting central nervous system (330-334)	14	9	5	123.9	169.8	83.3	71	62	9	126.8	119.2	225.0
43 Nonmeningococcal meningitis (340)	—	—	—	0	0	0	—	—	—	0	0	0
44 Rheumatic fever (400-402)	—	—	—	0	0	0	—	—	—	0	0	0
45 Heart diseases (410-443)	54	26	28	477.9	490.6	466.7	120	116	4	214.3	223.1	100.0
46 Hypertension without mention of heart (444-447)	—	—	—	0	0	0	—	—	—	0	0	0
47 Influenza and pneumonia (480-483, 490-493)	7	2	5	61.9	37.7	83.3	1	1	—	1.8	1.9	0
48 Bronchitis (500-502)	—	—	—	0	0	0	1	1	—	1.8	1.9	0
49 Ulcer of stomach and duodenum (540, 541)	—	—	—	0	0	0	2	2	—	3.6	3.8	0
50 Appendicitis (550-553)	—	—	—	0	0	0	—	—	—	0	0	0
51 Intestinal obstruction and hernia (560, 561, 570)	—	—	—	0	0	0	—	—	—	0	0	0
52 Gastritis, duodenitis, enteritis and colitis (except diarrhea of the newborn) (543, 571, 572)	—	—	—	0	0	0	2	2	—	3.6	3.8	0
53 Cirrhosis of liver (581)	1	—	—	8.8	18.9	0	3	3	—	5.4	5.8	0
54 Nephritis and nephrosis (590-594)	—	—	—	0	0	0	7	7	—	12.5	13.5	0
55 Hyperplasia of prostate (610)	2	1	1	17.7	18.9	16.7	1	—	1	1.8	0	25.0
56 Complications of pregnancy, childbirth and the puerperium (640-652, 670-689)	—	—	—	0	0	0	—	—	—	0	0	0
57 Congenital malformations (750-759)	—	—	—	0	0	0	7	7	—	12.5	13.5	0
58 Birth injuries, postnatal asphyxia and atelectasis (760-762)	1	1	—	8.8	18.9	0	9	8	1	16.1	15.4	25.0
59 Infection of the newborn (763-768)	1	—	1	8.8	0	16.7	2	1	1	3.6	1.9	25.0
60 Other diseases peculiar to early infancy, and immaturity unqualified (769-776)	2	—	2	17.7	0	33.3	9	8	1	16.1	15.4	25.0
61 Senility, without mention of psychosis (794)	—	—	—	0	0	0	—	—	—	0	0	0
62 Ill-defined and unknown causes (780-793, 795)	—	—	—	0	0	0	4	2	2	7.1	3.8	50.0
63 Motor vehicle accidents (E810-E835)	4	3	1	35.4	56.6	16.7	22	21	1	39.3	40.4	25.0
64 All other accidents (E800-E802, E840-E962)	3	1	2	26.5	18.9	33.3	7	5	2	12.5	9.6	50.0
65 Suicide (E963, E970-E979)	—	—	—	0	0	0	4	4	—	7.1	7.7	0
66 Homicide (E984, E980-E985)	1	—	1	8.8	0	16.7	3	2	1	5.4	3.8	25.0
67 All other diseases (residual)	14	9	5	123.9	169.8	83.3	35	30	5	62.5	57.7	125.0

TABLE XIII VITAL STATISTICS, BY COUNTY, BY RACE, GEORGIA, 1966

ITEM	HABERSHAM						HALL					
	Number			Rate or Ratio *			Number			Rate or Ratio *		
	Total	White	Non-White	Total	White	Non-White	Total	White	Non-White	Total	White	Non-White
1 Estimated population as of July 1	19,200	18,300	900				55,500	49,300	6,200			
LIVE BIRTHS												
2 Total	326	313	13	17.0	17.1	14.4	1,170	985	185	21.1	20.0	29.8
3 Delivered in hospital	325	312	13	99.7%	99.7%	100.0%	1,165	983	182	99.6%	99.8%	98.4%
4 Delivered in home by physician	1	1	-	0.3%	0.3%	0%	5	2	3	0.4%	0.2%	1.6%
5 Delivered in home by midwife	-	-	-	0%	0%	0%	-	-	-	0%	0%	0%
6 Other deliveries	-	-	-	0%	0%	0%	-	-	-	0%	0%	0%
7 Immature births	21	18	3	64.4	57.5	230.8	101	74	27	86.3	75.1	145.9
8 Live births to unwed mothers	16	14	2	49.1	44.7	153.8	88	24	64	75.2	24.4	345.9
FETAL DEATHS												
9 Total	20	19	1	61.3	60.7	76.9	31	24	7	26.5	24.4	37.8
10 Under 20 weeks gestation	11	10	1	33.7	31.9	76.9	3	3	-	2.6	3.0	0
11 20-27 weeks gestation	-	-	-	0	0	0	10	6	4	8.5	6.1	21.6
12 28 weeks and more	6	6	-	18.4	19.2	0	17	14	3	14.5	14.2	16.2
13 Unknown length of gestation	3	3	-	9.2	9.6	0	1	1	-	0.9	1.0	0
DEATHS												
14 Total, all ages	165	160	5	859.4	874.3	555.6	420	352	68	756.8	714.0	1096.8
15 Under 1 year	6	5	1	18.4	16.0	76.9	25	20	5	21.4	20.3	27.0
16 Under 28 days	2	2	-	6.1	6.4	0	14	12	2	12.0	12.2	10.8
17 Deaths from immaturity	-	-	-	0	0	0	6	6	-	5.1	6.1	0
18 1-4 years **	2	2	-	0	0	0	4	4	-	0	0	0
19 Maternal deaths	-	-	-	0	0	0	1	1	-	8.5	10.2	0
CAUSE OF DEATH												
20 Tuberculosis, all forms (001-019)	1	1	-	5.2	5.5	0	2	1	1	3.6	2.0	16.1
21 Syphilis and its sequelae (020-029)	-	-	-	0	0	0	-	-	-	0	0	0
22 Typhoid fever (040)	-	-	-	0	0	0	-	-	-	0	0	0
23 Dysentery, all forms (045-048)	-	-	-	0	0	0	-	-	-	0	0	0
24 Scarlet fever (050)	-	-	-	0	0	0	-	-	-	0	0	0
25 Streptococcal sore throat (051)	-	-	-	0	0	0	-	-	-	0	0	0
26 Diphtheria (055)	-	-	-	0	0	0	-	-	-	0	0	0
27 Whooping cough (056)	-	-	-	0	0	0	-	-	-	0	0	0
28 Meningococcal infections (057)	-	-	-	0	0	0	1	1	-	1.8	2.0	0
29 Acute poliomyelitis (080)	-	-	-	0	0	0	-	-	-	0	0	0
30 Acute infectious encephalitis (082)	-	-	-	0	0	0	-	-	-	0	0	0
31 Smallpox (084)	-	-	-	0	0	0	-	-	-	0	0	0
32 Measles (085)	-	-	-	0	0	0	-	-	-	0	0	0
33 Typhus and other rickettsial diseases (100-103, 105-108)	-	-	-	0	0	0	-	-	-	0	0	0
34 Rocky Mountain spotted fever (104)	-	-	-	0	0	0	-	-	-	0	0	0
35 Malaria (110-117)	-	-	-	0	0	0	-	-	-	0	0	0
36 All other diseases classified as infective and parasitic (030-039, 041-044, 049, 052-054, 059-074, 081, 083, 086-096, 120-138)	2	2	-	10.4	10.9	0	4	3	1	7.2	6.1	16.1
37 Malignant neoplasms, including neoplasms of lymphatic and haematopoietic tissues (140-205)	16	16	-	83.3	87.4	0	55	50	5	99.1	101.4	80.6
38 Benign and unspecified neoplasms (210-239)	-	-	-	0	0	0	-	-	-	0	0	0
39 Diabetes mellitus (260)	1	1	-	5.2	5.5	0	7	1	6	12.6	2.0	96.8
40 Pellagra (281)	-	-	-	0	0	0	-	-	-	0	0	0
41 Anemias (290-293)	-	-	-	0	0	0	1	1	-	1.8	2.0	0
42 Vascular lesions affecting central nervous system (330-334)	24	23	1	125.0	125.7	111.1	49	40	9	88.3	81.1	145.2
43 Nonmeningococcal meningitis (340)	-	-	-	0	0	0	1	-	1	1.8	0	16.1
44 Rheumatic fever (400-402)	-	-	-	0	0	0	-	-	-	0	0	0
45 Heart diseases (410-443)	61	60	1	317.7	327.9	111.1	140	124	16	252.3	251.5	258.1
46 Hypertension without mention of heart (444-447)	3	2	1	15.6	10.9	111.1	2	2	-	3.6	4.1	0
47 Influenza and pneumonia (480-483, 490-493)	5	4	1	26.0	21.9	111.1	1	1	1	1.8	0	16.1
48 Bronchitis (500-502)	-	-	-	0	0	0	1	1	-	1.8	2.0	0
49 Ulcer of stomach and duodenum (540, 541)	2	2	-	10.4	10.9	0	-	-	-	0	0	0
50 Appendicitis (550-553)	-	-	-	0	0	0	-	-	-	0	0	0
51 Intestinal obstruction and hernia (560, 561, 570)	2	2	-	10.4	10.9	0	1	1	-	1.8	2.0	0
52 Gastritis, duodenitis, enteritis and colitis (except diarrhea of the newborn) (543, 571, 572)	1	1	-	5.2	5.5	0	4	3	1	7.2	6.1	16.1
53 Cirrhosis of liver (581)	-	-	-	0	0	0	-	-	-	0	0	0
54 Nephritis and nephrosis (590-594)	-	-	-	0	0	0	2	1	1	3.6	2.0	16.1
55 Hyperplasia of prostate (610)	-	-	-	0	0	0	1	1	-	1.8	2.0	0
56 Complications of pregnancy, childbirth and the puerperium (640-652, 670-689)	-	-	-	0	0	0	1	1	-	1.8	2.0	0
57 Congenital malformations (750-759)	1	1	-	5.2	5.5	0	7	7	-	12.6	14.2	0
58 Birth injuries, postnatal asphyxia and atelectasis (760-762)	1	1	-	5.2	5.5	0	3	2	1	5.4	4.1	16.1
59 Infection of the newborn (763-768)	-	-	-	0	0	0	2	1	1	3.6	2.0	16.1
60 Other diseases peculiar to early infancy, and immaturity unqualified (769-776)	1	1	-	5.2	5.5	0	6	6	-	10.8	12.2	0
61 Senility, without mention of psychosis (794)	-	-	-	0	0	0	-	-	-	0	0	0
62 Ill-defined and unknown causes (780-793, 795)	-	-	-	0	0	0	5	4	1	9.0	8.1	16.1
63 Motor vehicle accidents (E810-E835)	15	14	1	78.1	76.5	111.1	24	22	2	43.2	44.6	32.3
64 All other accidents (E800-E802, E840-E862)	8	8	-	41.7	43.7	0	19	16	3	34.2	32.5	48.4
65 Suicide (E963, E970-E979)	4	4	-	20.8	21.9	0	4	4	-	7.2	8.1	0
66 Homicide (E964, E980-E985)	4	4	-	20.8	21.9	0	4	2	2	7.2	4.1	32.3
67 All other diseases (residual)	12	12	-	62.5	65.6	0	52	42	10	93.7	85.2	161.3

TABLE XIII VITAL STATISTICS, BY COUNTY, BY RACE, GEORGIA, 1966

ITEM	HANCOCK						HARALSON						
	Number			Rate or Ratio *			Number			Rate or Ratio *			
	Total	White	Non-White	Total	White	Non-White	Total	White	Non-White	Total	White	Non-White	
1 Estimated population as of July 1	10,300	2,500	7,800				14,900	13,700	1,200				1
LIVE BIRTHS													
2 Total	230	28	202	22.3	11.2	25.9	312	271	41	20.9	19.8	34.2	2
3 Delivered in hospital	153	27	126	66.5%	96.4%	62.4%	295	271	24	94.6%	100.0%	58.5%	3
4 Delivered in home by physician	11	1	10	4.8%	3.6%	5.0%	1	-	1	0.3%	0%	2.4%	4
5 Delivered in home by midwife	65	-	66	28.7%	0%	32.7%	16	-	16	5.1%	0%	39.0%	5
6 Other deliveries	-	-	-	0%	0%	0%	-	-	-	0%	0%	0%	6
7 Immature births	32	2	30	139.1	71.4	148.5	28	21	7	89.7	77.5	170.7	7
8 Live births to unwed mothers	58	1	57	252.2	35.7	282.2	15	3	12	48.1	11.1	292.7	8
FETAL DEATHS													
9 Total	10	1	9	43.5	35.7	44.6	11	10	1	35.3	36.9	24.4	9
10 Under 20 weeks gestation	-	-	0	0	0	0	8	8	-	25.6	29.5	0	10
11 20-27 weeks gestation	-	-	0	0	0	0	1	1	-	3.2	3.7	0	11
12 28 weeks and more	9	-	9	39.1	0	44.6	2	1	1	6.4	3.7	24.4	12
13 Unknown length of gestation	1	1	-	4.3	35.7	0	-	-	-	0	0	0	13
DEATHS													
14 Total, all ages	92	30	62	893.2	1200.0	794.9	144	127	17	966.4	927.0	1416.7	14
15 Under 1 year	8	1	7	34.8	35.7	34.7	6	6	-	19.2	22.1	0	15
16 Under 28 days	6	1	5	26.1	35.7	24.8	5	5	-	16.0	18.5	0	16
17 Deaths from immaturity	1	-	1	0	0	0	3	3	-	9.6	11.1	0	17
18 1-4 years **	1	-	1	0	0	0	1	1	-	0	0	0	18
19 Maternal deaths	-	-	-	0	0	0	-	-	-	0	0	0	19
CAUSE OF DEATH													
20 Tuberculosis, all forms (001-019)	-	-	-	0	0	0	-	-	-	0	0	0	20
21 Syphilis and its sequelae (020-029)	-	-	-	0	0	0	-	-	-	0	0	0	21
22 Typhoid fever (040)	-	-	-	0	0	0	-	-	-	0	0	0	22
23 Dysentery, all forms (045-048)	-	-	-	0	0	0	-	-	-	0	0	0	23
24 Scarlet fever (050)	-	-	-	0	0	0	-	-	-	0	0	0	24
25 Streptococcal sore throat (051)	-	-	-	0	0	0	-	-	-	0	0	0	25
26 Diphtheria (055)	-	-	-	0	0	0	-	-	-	0	0	0	26
27 Whooping cough (056)	-	-	-	0	0	0	-	-	-	0	0	0	27
28 Meningococcal infections (057)	-	-	-	0	0	0	-	-	-	0	0	0	28
29 Acute poliomyelitis (080)	-	-	-	0	0	0	-	-	-	0	0	0	29
30 Acute infectious encephalitis (082)	-	-	-	0	0	0	-	-	-	0	0	0	30
31 Smallpox (084)	-	-	-	0	0	0	-	-	-	0	0	0	31
32 Measles (085)	-	-	-	0	0	0	-	-	-	0	0	0	32
33 Typhus and other rickettsial diseases (100-103, 105-108)	-	-	-	0	0	0	-	-	-	0	0	0	33
34 Rocky Mountain spotted fever (104)	-	-	-	0	0	0	-	-	-	0	0	0	34
35 Malaria (110-117)	-	-	-	0	0	0	-	-	-	0	0	0	35
36 All other diseases classified as infective and parasitic (030-039, 041-044, 049, 052-054, 059-074, 081, 083, 086-096, 120-138)	-	-	-	0	0	0	-	-	-	0	0	0	36
37 Malignant neoplasms, including neoplasms of lymphatic and haematopoietic tissues (140-205)	8	5	3	77.7	200.0	38.5	17	17	-	114.1	124.1	0	37
38 Benign and unspecified neoplasms (210-239)	-	-	-	0	0	0	-	-	-	0	0	0	38
39 Diabetes mellitus (260)	2	1	1	19.4	40.0	12.8	3	2	1	20.1	14.6	83.3	39
40 Pellagra (281)	-	-	-	0	0	0	-	-	-	0	0	0	40
41 Anemias (290-293)	-	-	-	0	0	0	-	-	-	0	0	0	41
42 Vascular lesions affecting central nervous system (330-334)	6	3	3	58.3	120.0	38.5	24	19	5	161.1	138.7	416.7	42
43 Nonmeningococcal meningitis (340)	1	-	1	9.7	0	12.8	-	-	-	0	0	0	43
44 Rheumatic fever (400-402)	-	-	-	0	0	0	-	-	-	0	0	0	44
45 Heart diseases (410-443)	43	12	31	417.5	480.0	397.4	43	40	3	288.6	292.0	250.0	45
46 Hypertension without mention of heart (444-447)	-	-	-	0	0	0	2	2	-	13.4	14.6	0	46
47 Influenza and pneumonia (480-483, 490-493)	2	-	2	19.4	0	25.6	-	-	-	0	0	0	47
48 Bronchitis (500-502)	-	-	-	0	0	0	-	-	-	0	0	0	48
49 Ulcer of stomach and duodenum (540, 541)	1	-	1	9.7	0	12.8	2	1	1	13.4	7.3	83.3	49
50 Appendicitis (550-553)	-	-	-	0	0	0	-	-	-	0	0	0	50
51 Intestinal obstruction and hernia (560, 561, 570)	-	-	-	0	0	0	1	1	-	6.7	7.3	0	51
52 Gastritis, duodenitis, enteritis and colitis (except diarrhea of the newborn) (543, 571, 572)	-	-	-	0	0	0	-	-	-	0	0	0	52
53 Cirrhosis of liver (581)	-	-	-	0	0	0	-	-	-	0	0	0	53
54 Nephritis and nephrosis (590-594)	2	-	2	19.4	0	25.6	1	1	-	6.7	7.3	0	54
55 Hyperplasia of prostate (610)	-	-	-	0	0	0	-	-	-	0	0	0	55
56 Complications of pregnancy, childbirth and the puerperium (640-652, 670-689)	-	-	-	0	0	0	-	-	-	0	0	0	56
57 Congenital malformations (750-759)	-	-	-	0	0	0	2	1	1	13.4	7.3	83.3	57
58 Birth injuries, postnatal asphyxia and atelectasis (760-762)	1	1	-	9.7	40.0	0	1	1	-	6.7	7.3	0	58
59 Infection of the newborn (763-768)	-	-	-	0	0	0	-	-	-	0	0	0	59
60 Other diseases peculiar to early infancy, and immaturity unqualified (769-776)	2	-	2	19.4	0	25.6	3	3	-	20.1	21.9	0	60
61 Senility, without mention of psychosis (794)	-	-	-	0	0	0	1	1	-	6.7	7.3	0	61
62 Ill-defined and unknown causes (780-793, 795)	1	-	1	9.7	0	12.8	4	1	3	26.8	7.3	250.0	62
63 Motor vehicle accidents (E810-E835)	6	-	6	58.3	0	76.9	5	5	-	33.6	36.5	0	63
64 All other accidents (E800-E802, E840-E962)	8	3	5	77.7	120.0	64.1	5	4	1	33.6	29.2	83.3	64
65 Suicide (E963, E970-E979)	-	-	-	0	0	0	6	6	-	40.3	43.8	0	65
66 Homicide (E964, E980-E985)	3	2	1	29.1	80.0	12.8	4	2	2	26.8	14.6	166.7	66
67 All other diseases (residual)	6	3	3	58.3	120.0	38.5	16	16	-	107.4	116.8	0	67

TABLE III VITAL STATISTICS, BY COUNTY, BY RACE, GEORGIA, 1966

ITEM	HARRIS						HART						
	Number			Rate or Ratio *			Number			Rate or Ratio *			
	Total	White	Non-White	Total	White	Non-White	Total	White	Non-White	Total	White	Non-White	
1 Estimated population as of July 1	11,400	5,000	6,400				15,600	11,900	3,700				1
LIVE BIRTHS													
2 Total	233	94	139	20.4	18.8	21.7	310	222	88	19.9	18.7	23.8	2
3 Delivered in hospital	127	85	42	54.5%	90.4%	30.2%	303	221	82	97.7%	99.5%	93.2%	3
4 Delivered in home by physician	76	9	67	32.6%	9.6%	48.2%	6	1	6	1.9%	0%	6.8%	4
5 Delivered in home by midwife	30	-	30	12.9%	0%	21.6%	1	-	1	0.3%	0%	0%	5
6 Other deliveries	-	-	-	0%	0%	0%	-	-	-	0%	0%	0%	6
7 Immature births	22	10	12	94.4	106.4	86.3	30	13	12	96.8	81.1	136.4	7
8 Live births to unwed mothers	32	-	32	137.3	0	230.2	15	3	12	48.4	13.5	136.4	8
FETAL DEATHS													
9 Total	6	2	4	25.8	21.3	28.8	7	3	4	22.6	13.5	45.5	9
10 Under 20 weeks gestation	4	2	2	17.2	21.3	14.4	1	-	1	3.2	0	11.4	10
11 20-27 weeks gestation	1	-	1	4.3	0	7.2	2	1	1	6.5	4.5	11.4	11
12 28 weeks and more	-	-	-	0	0	0	3	1	2	9.7	4.5	22.7	12
13 Unknown length of gestation	1	-	1	4.3	0	7.2	1	1	-	3.2	4.5	0	13
DEATHS													
14 Total, all ages	101	48	53	886.0	960.0	828.1	138	107	31	884.6	899.2	837.8	14
15 Under 1 year	12	2	10	51.5	21.3	71.9	9	7	2	29.0	31.5	22.7	15
16 Under 28 days	7	1	6	30.0	10.6	43.2	5	4	1	16.1	18.0	11.4	16
17 Deaths from immaturity	1	-	1	4.3	0	7.2	1	1	-	3.2	4.5	0	17
18 1-4 years **	2	1	1	-	-	-	-	-	-	-	-	-	18
19 Maternal deaths	-	-	-	0	0	0	-	-	-	0	0	0	19
CAUSE OF DEATH													
20 Tuberculosis, all forms (001-019)	-	-	-	0	0	0	-	-	-	0	0	0	20
21 Syphilis and its sequelae (020-029)	-	-	-	0	0	0	-	-	-	0	0	0	21
22 Typhoid fever (040)	-	-	-	0	0	0	-	-	-	0	0	0	22
23 Dysentery, all forms (045-048)	-	-	-	0	0	0	-	-	-	0	0	0	23
24 Scarlet fever (050)	-	-	-	0	0	0	-	-	-	0	0	0	24
25 Streptococcal sore throat (051)	-	-	-	0	0	0	-	-	-	0	0	0	25
26 Diphtheria (055)	-	-	-	0	0	0	-	-	-	0	0	0	26
27 Whooping cough (056)	-	-	-	0	0	0	-	-	-	0	0	0	27
28 Meningococcal infections (057)	-	-	-	0	0	0	-	-	-	0	0	0	28
29 Acute poliomyelitis (080)	-	-	-	0	0	0	-	-	-	0	0	0	29
30 Acute infectious encephalitis (082)	-	-	-	0	0	0	-	-	-	0	0	0	30
31 Smallpox (084)	-	-	-	0	0	0	-	-	-	0	0	0	31
32 Measles (085)	-	-	-	0	0	0	-	-	-	0	0	0	32
33 Typhus and other rickettsial diseases (100-103, 105-108)	-	-	-	0	0	0	-	-	-	0	0	0	33
34 Rocky Mountain spotted fever (104)	-	-	-	0	0	0	-	-	-	0	0	0	34
35 Malaria (110-117)	-	-	-	0	0	0	-	-	-	0	0	0	35
36 All other diseases classified as infective and parasitic (030-039, 041-044, 049, 052-054, 059-074, 081, 083, 086-096, 120-138)	1	-	1	8.8	0	15.6	-	-	-	0	0	0	36
37 Malignant neoplasms, including neoplasms of lymphatic and haemopoietic tissues (140-205)	15	8	7	131.6	160.0	109.4	24	19	5	153.8	159.7	135.1	37
38 Benign and unspecified neoplasms (210-239)	-	-	-	0	0	0	-	-	-	0	0	0	38
39 Diabetes mellitus (260)	-	-	-	0	0	0	2	2	-	12.8	16.8	0	39
40 Pellagra (281)	-	-	-	0	0	0	-	-	-	0	0	0	40
41 Anemias (290-293)	-	-	-	0	0	0	-	-	-	0	0	0	41
42 Vascular lesions affecting central nervous system (330-334)	18	11	7	157.9	220.0	109.4	19	10	9	121.8	84.0	243.2	42
43 Nonmeningococcal meningitis (340)	-	-	-	0	0	0	-	-	-	0	0	0	43
44 Rheumatic fever (400-402)	-	-	-	0	0	0	-	-	-	0	0	0	44
45 Heart diseases (410-443)	27	15	12	236.8	300.0	187.5	50	45	5	320.5	378.2	135.1	45
46 Hypertension without mention of heart (444-447)	1	-	1	8.8	0	15.6	2	2	-	12.8	16.8	0	46
47 Influenza and pneumonia (480-483, 490-493)	1	-	1	8.8	0	15.6	2	-	2	12.8	0	54.1	47
48 Bronchitis (500-502)	-	-	-	0	0	0	-	-	-	0	0	0	48
49 Ulcer of stomach and duodenum (540, 541)	1	-	1	8.8	0	15.6	-	-	-	0	0	0	49
50 Appendicitis (530-533)	1	-	1	8.8	0	15.6	-	-	-	0	0	0	50
51 Intestinal obstruction and hernia (560, 561, 570)	1	1	-	8.8	20.0	0	1	1	-	6.4	8.4	0	51
52 Gastritis, duodenitis, enteritis and colitis (except diarrhea of the newborn) (543, 571, 572)	1	-	1	8.8	0	15.6	-	-	-	0	0	0	52
53 Cirrhosis of liver (581)	-	-	-	0	0	0	-	-	-	0	0	0	53
54 Nephritis and nephrosis (590-594)	-	-	-	0	0	0	1	1	-	6.4	8.4	0	54
55 Hyperplasia of prostate (610)	-	-	-	0	0	0	-	-	-	0	0	0	55
56 Complications of pregnancy, childbirth and the puerperium (640-652, 670-689)	-	-	-	0	0	0	-	-	-	0	0	0	56
57 Congenital malformations (750-759)	5	1	4	43.9	20.0	62.5	2	2	-	12.8	16.8	0	57
58 Birth injuries, postnatal asphyxia and atelectasis (760-762)	1	-	1	8.8	0	15.6	1	1	-	6.4	8.4	0	58
59 Infection of the newborn (763-768)	-	-	-	0	0	0	-	-	-	0	0	0	59
60 Other diseases peculiar to early infancy, and immaturity unqualified (769-776)	3	-	3	26.3	0	46.9	3	3	-	19.2	25.2	0	60
61 Senility, without mention of psychosis (794)	1	-	1	8.8	0	15.6	-	-	-	0	0	0	61
62 Ill-defined and unknown causes (780-793, 795)	-	-	-	0	0	0	2	-	2	12.8	0	54.1	62
63 Motor vehicle accidents (E810-E835)	9	6	3	78.9	120.0	46.9	7	5	2	44.9	42.0	54.1	63
64 All other accidents (E800-E802, E840-E862)	8	3	5	70.2	60.0	78.1	6	3	3	38.5	25.2	81.1	64
65 Suicide (E963, E970-E979)	1	-	1	8.8	0	15.6	-	-	-	0	0	0	65
66 Homicide (E964, E980-E985)	1	1	-	8.8	20.0	0	-	-	-	0	0	0	66
67 All other diseases (residual)	6	2	4	52.6	40.0	62.5	11	9	2	70.5	75.6	54.1	67

TABLE XIII VITAL STATISTICS, BY COUNTY, BY RACE, GEORGIA, 1966

ITEM	HEARD						HENRY						
	Number			Rate or Ratio *			Number			Rate or Ratio *			
	Total	White	Non-White	Total	White	Non-White	Total	White	Non-White	Total	White	Non-White	
1 Estimated population as of July 1	5,400	4,100	1,300				25,200	15,500	9,700				1
LIVE BIRTHS													
2 Total	96	60	36	17.8	14.6	27.7	427	206	221	16.9	13.3	22.8	2
3 Delivered in hospital	87	60	27	90.6%	100.0%	75.0%	365	204	161	85.5%	99.0%	72.9%	3
4 Delivered in home by physician	-	-	-	0%	0%	0%	5	2	3	1.2%	1.0%	1.4%	4
5 Delivered in home by midwife	8	-	8	8.3%	0%	22.2%	57	-	57	13.3%	0%	25.8%	5
6 Other deliveries	1	-	1	1.0%	0%	2.8%	-	-	-	0%	0%	0%	6
7 Immature births	10	7	3	10.4	11.6	83.3	55	15	40	12.8	72.8	181.0	7
8 Live births to unwed mothers	11	5	6	11.4	83.3	166.7	72	3	69	16.8	14.6	312.2	8
FETAL DEATHS													
9 Total	3	2	1	31.3	33.3	27.8	15	7	8	35.1	34.0	36.2	9
10 Under 20 weeks gestation	3	2	1	31.3	33.3	27.8	6	4	2	14.1	19.4	9.0	10
11 20-27 weeks gestation	-	-	-	0	0	0	3	1	2	7.0	4.9	9.0	11
12 28 weeks and more	-	-	-	0	0	0	4	-	4	9.4	0	18.1	12
13 Unknown length of gestation	-	-	-	0	0	0	2	2	-	4.7	9.7	0	13
DEATHS													
14 Total, all ages	76	57	19	1407.4	1390.2	1461.5	177	113	64	702.4	729.0	659.8	14
15 Under 1 year	6	4	2	62.5	66.7	55.6	11	3	8	25.8	14.6	36.2	15
16 Under 28 days	2	2	-	20.8	33.3	0	6	2	4	14.1	9.7	18.1	16
17 Deaths from immaturity	1	1	-	10.4	16.7	0	1	-	1	2.3	0	4.5	17
18 1-4 years * *	-	-	-	-	-	-	3	2	1	-	-	-	18
19 Maternal deaths	-	-	-	0	0	0	1	-	1	23.4	0	45.2	19
CAUSE OF DEATH													
20 Tuberculosis, all forms (001-019)	-	-	-	0	0	0	-	-	-	0	0	0	20
21 Syphilis and its sequelae (020-029)	-	-	-	0	0	0	-	-	-	0	0	0	21
22 Typhoid fever (040)	-	-	-	0	0	0	-	-	-	0	0	0	22
23 Dysentery, all forms (045-048)	-	-	-	0	0	0	-	-	-	0	0	0	23
24 Scarlet fever (050)	-	-	-	0	0	0	-	-	-	0	0	0	24
25 Streptococcal sore throat (051)	-	-	-	0	0	0	-	-	-	0	0	0	25
26 Diphtheria (055)	-	-	-	0	0	0	-	-	-	0	0	0	26
27 Whooping cough (056)	-	-	-	0	0	0	-	-	-	0	0	0	27
28 Meningococcal infections (057)	-	-	-	0	0	0	-	-	-	0	0	0	28
29 Acute poliomyelitis (080)	-	-	-	0	0	0	-	-	-	0	0	0	29
30 Acute infectious encephalitis (082)	-	-	-	0	0	0	-	-	-	0	0	0	30
31 Smallpox (084)	-	-	-	0	0	0	-	-	-	0	0	0	31
32 Measles (085)	-	-	-	0	0	0	-	-	-	0	0	0	32
33 Typhus and other rickettsial diseases (100-103, 105-108)	-	-	-	0	0	0	-	-	-	0	0	0	33
34 Rocky Mountain spotted fever (104)	-	-	-	0	0	0	-	-	-	0	0	0	34
35 Malaria (110-117)	-	-	-	0	0	0	-	-	-	0	0	0	35
36 All other diseases classified as infective and parasitic (030-039, 041-044, 049, 052-054, 059-074, 081, 083, 086-096, 120-138)	-	-	-	0	0	0	-	-	-	0	0	0	36
37 Malignant neoplasms, including neoplasms of lymphatic and haemopoietic tissues (140-205)	8	6	2	148.1	146.3	153.8	19	15	4	75.4	96.8	41.2	37
38 Benign and unspecified neoplasms (210-239)	-	-	-	0	0	0	-	-	-	0	0	0	38
39 Diabetes mellitus (260)	-	-	-	0	0	0	2	2	-	7.9	12.9	0	39
40 Pellagra (281)	-	-	-	0	0	0	-	-	-	0	0	0	40
41 Anemias (290-293)	-	-	-	0	0	0	-	-	-	0	0	0	41
42 Vascular lesions affecting central nervous system (330-334)	9	8	1	166.7	195.1	76.9	29	19	10	115.1	122.6	103.1	42
43 Nonmeningococcal meningitis (340)	-	-	-	0	0	0	1	1	-	4.0	6.5	0	43
44 Rheumatic fever (400-402)	-	-	-	0	0	0	-	-	-	0	0	0	44
45 Heart diseases (410-443)	32	23	9	592.6	561.0	692.3	60	46	14	238.1	296.8	144.3	45
46 Hypertension without mention of heart (444-447)	1	-	1	18.5	0	76.9	1	-	1	4.0	0	10.3	46
47 Influenza and pneumonia (480-483, 490-493)	1	1	-	18.5	24.4	0	-	-	-	0	0	0	47
48 Bronchitis (500-502)	-	-	-	0	0	0	-	-	-	0	0	0	48
49 Ulcer of stomach and duodenum (540, 541)	-	-	-	0	0	0	1	1	-	4.0	6.5	0	49
50 Appendicitis (550-553)	-	-	-	0	0	0	1	-	1	4.0	0	10.3	50
51 Intestinal obstruction and hernia (560, 561, 570)	-	-	-	0	0	0	1	-	1	4.0	0	10.3	51
52 Gastritis, duodenitis, enteritis and colitis (except diarrhea of the newborn) (543, 571, 572)	-	-	-	0	0	0	1	1	-	4.0	6.5	0	52
53 Cirrhosis of liver (581)	-	-	-	0	0	0	1	1	-	4.0	6.5	0	53
54 Nephritis and nephrosis (590-594)	2	2	-	37.0	48.8	0	1	-	1	4.0	0	10.3	54
55 Hyperplasia of prostate (610)	-	-	-	0	0	0	-	-	-	0	0	0	55
56 Complications of pregnancy, childbirth and the puerperium (640-652, 670-689)	-	-	-	0	0	0	1	-	1	4.0	0	10.3	56
57 Congenital malformations (750-759)	1	-	1	18.5	0	76.9	4	4	-	15.9	25.8	0	57
58 Birth injuries, postnatal asphyxia and atelectasis (760-762)	-	-	-	0	0	0	1	-	1	4.0	0	10.3	58
59 Infection of the newborn (763-768)	-	-	-	0	0	0	-	-	-	0	0	0	59
60 Other diseases peculiar to early infancy, and immaturity unqualified (769-776)	3	2	1	55.6	48.8	76.9	4	1	3	15.9	6.5	30.9	60
61 Senility, without mention of psychosis (794)	-	-	-	0	0	0	-	-	-	0	0	0	61
62 Ill-defined and unknown causes (780-793, 795)	1	1	-	18.5	24.4	0	1	1	-	4.0	6.5	0	62
63 Motor vehicle accidents (E810-E835)	9	7	2	166.7	170.7	153.8	13	6	7	51.6	38.7	72.2	63
64 All other accidents (E800-E802, E840-E962)	1	1	-	18.5	24.4	0	5	4	1	19.8	25.8	10.3	64
65 Suicide (E963, E970-E979)	-	-	-	0	0	0	3	2	1	11.9	12.9	10.3	65
66 Homicide (E964, E980-E985)	1	-	1	18.5	0	76.9	1	-	1	4.0	0	10.3	66
67 All other diseases (residual)	7	6	1	129.6	146.3	76.9	17	7	10	67.5	45.2	103.1	67

TABLE XIII VITAL STATISTICS, BY COUNTY, BY RACE, GEORGIA, 1966

ITEM	HOUSTON						IRWIN						
	Number			Rate or Ratio *			Number			Rate or Ratio *			
	Total	White	Non-White	Total	White	Non-White	Total	White	Non-White	Total	White	Non-White	
1 Estimated population as of July 1	47,700	37,800	9,900				9,600	5,800	3,800				1
LIVE BIRTHS													
2 Total	1,144	821	323	24.0	21.7	32.6	182	76	106	19.0	13.1	27.9	2
3 Delivered in hospital	1,053	821	232	92.0%	100.0%	71.8%	134	76	58	73.6%	100.0%	54.7%	3
4 Delivered in home by physician	34	-	34	3.0%	0%	10.5%	-	-	-	0%	0%	0%	4
5 Delivered in home by midwife	57	-	57	5.0%	0%	17.6%	48	-	48	26.4%	0%	45.3%	5
6 Other deliveries	-	-	-	0%	0%	0%	-	-	-	0%	0%	0%	6
7 Immature births	107	59	48	93.5	71.9	148.6	24	6	18	131.9	78.9	169.8	7
8 Live births to unwed mothers	93	12	81	81.3	14.6	250.8	44	-	44	241.8	0	415.1	8
FETAL DEATHS													
9 Total	21	13	8	18.4	15.8	24.8	4	3	1	22.0	39.5	9.4	9
10 Under 20 weeks gestation	3	2	1	2.6	2.4	3.1	1	1	-	5.5	13.2	0	10
11 20-27 weeks gestation	9	5	3	7.0	6.1	9.3	1	-	1	5.5	0	9.4	11
12 28 weeks and more	7	5	2	6.1	6.1	6.2	2	2	-	11.0	26.3	0	12
13 Unknown length of gestation	3	1	2	2.6	1.2	6.2	-	-	-	0	0	0	13
DEATHS													
14 Total, all ages	284	199	85	595.4	526.5	858.6	99	61	38	1031.3	1051.7	1000.0	14
15 Under 1 year	35	18	17	30.6	21.9	52.6	9	3	6	49.5	39.5	56.6	15
16 Under 28 days	18	13	5	15.7	15.8	15.5	7	2	5	38.5	26.3	47.2	16
17 Deaths from immaturity	5	4	1	4.4	4.9	3.1	4	1	3	22.0	13.2	28.3	17
18 1-4 years **	5	2	3	-	-	-	4	-	4	-	-	-	18
19 Maternal deaths	1	1	-	8.7	12.2	0	-	-	-	0	0	0	19
CAUSE OF DEATH													
20 Tuberculosis, all forms (001-019)	-	-	-	0	0	0	-	-	-	0	0	0	20
21 Syphilis and its sequelae (020-029)	-	-	-	0	0	0	-	-	-	0	0	0	21
22 Typhoid fever (040)	-	-	-	0	0	0	-	-	-	0	0	0	22
23 Dysentery, all forms (045-048)	-	-	-	0	0	0	-	-	-	0	0	0	23
24 Scarlet fever (050)	-	-	-	0	0	0	-	-	-	0	0	0	24
25 Streptococcal sore throat (051)	-	-	-	0	0	0	-	-	-	0	0	0	25
26 Diphtheria (055)	-	-	-	0	0	0	-	-	-	0	0	0	26
27 Whooping cough (056)	-	-	-	0	0	0	-	-	-	0	0	0	27
28 Meningococcal infections (057)	1	-	1	2.1	0	10.1	-	-	-	0	0	0	28
29 Acute poliomyelitis (080)	-	-	-	0	0	0	-	-	-	0	0	0	29
30 Acute infectious encephalitis (082)	-	-	-	0	0	0	-	-	-	0	0	0	30
31 Smallpox (084)	-	-	-	0	0	0	-	-	-	0	0	0	31
32 Measles (085)	-	-	-	0	0	0	-	-	-	0	0	0	32
33 Typhus and other rickettsial diseases (100-103, 105-108)	-	-	-	0	0	0	-	-	-	0	0	0	33
34 Rocky Mountain spotted fever (104)	-	-	-	0	0	0	-	-	-	0	0	0	34
35 Malaria (110-117)	-	-	-	0	0	0	-	-	-	0	0	0	35
36 All other diseases classified as infective and parasitic (030-039, 041-044, 049, 052-054, 059-074, 081, 083, 086-096, 120-138)	1	-	1	2.1	0	10.1	-	-	-	0	0	0	36
37 Malignant neoplasms, including neoplasms of lymphatic and haematopoietic tissues (140-205)	33	24	9	69.2	63.5	90.9	15	8	7	156.3	137.9	184.2	37
38 Benign and unspecified neoplasms (210-239)	-	-	-	0	0	0	-	-	-	0	0	0	38
39 Diabetes mellitus (260)	2	1	1	4.2	2.6	10.1	-	-	-	0	0	0	39
40 Poliomyelitis (281)	-	-	-	0	0	0	-	-	-	0	0	0	40
41 Anemias (290-293)	-	-	-	0	0	0	-	-	-	0	0	0	41
42 Vascular lesions affecting central nervous system (330-334)	31	20	11	65.0	52.9	111.1	27	18	9	281.3	310.3	236.8	42
43 Nonmeningococcal meningitis (340)	1	-	1	2.1	0	10.1	-	-	-	0	0	0	43
44 Rheumatic fever (400-402)	1	-	1	2.1	0	10.1	-	-	-	0	0	0	44
45 Heart diseases (410-443)	96	75	21	201.3	198.4	212.1	21	18	3	218.8	310.3	78.9	45
46 Hypertension without mention of heart (444-447)	2	-	2	4.2	0	20.2	-	-	1	10.4	0	26.3	46
47 Influenza and pneumonia (480-483, 490-493)	16	4	12	33.5	10.6	121.2	-	-	-	0	0	0	47
48 Bronchitis (500-502)	1	1	-	2.1	2.6	0	-	-	-	0	0	0	48
49 Ulcer of stomach and duodenum (540, 541)	-	-	-	0	0	0	-	-	-	0	0	0	49
50 Appendicitis (550-553)	-	-	-	0	0	0	1	1	-	10.4	17.2	0	50
51 Intestinal obstruction and hernia (560, 561, 570)	3	2	1	6.3	5.3	10.1	-	-	-	0	0	0	51
52 Gastritis, duodenitis, enteritis and colitis (except diarrhea of the newborn) (543, 571, 572)	7	4	3	14.7	10.6	30.3	1	-	1	10.4	0	26.3	52
53 Cirrhosis of liver (581)	6	-	-	12.6	15.9	0	3	3	-	31.3	51.7	0	53
54 Nephritis and nephrosis (590-594)	-	-	-	0	0	0	1	-	1	10.4	0	26.3	54
55 Hyperplasia of prostate (610)	-	-	-	0	0	0	-	-	-	0	0	0	55
56 Complications of pregnancy, childbirth and the puerperium (640-652, 670-689)	1	1	-	2.1	2.6	0	-	-	-	0	0	0	56
57 Congenital malformations (750-759)	2	2	-	4.2	5.3	0	-	-	-	0	0	0	57
58 Birth injuries, postnatal asphyxia and atelectasis (760-762)	7	7	-	14.7	18.5	0	-	-	-	0	0	0	58
59 Infection of the newborn (763-768)	1	-	1	2.1	0	10.1	-	-	-	0	0	0	59
60 Other diseases peculiar to early infancy, and immaturity unqualified (769-776)	8	5	3	16.8	13.2	30.3	7	2	5	72.9	34.5	131.6	60
61 Senility, without mention of psychosis (794)	-	-	-	0	0	0	1	-	1	10.4	0	26.3	61
62 Ill-defined and unknown causes (780-793, 795)	1	1	-	2.1	2.6	0	-	-	-	0	0	0	62
63 Motor vehicle accidents (E810-E835)	24	17	7	50.3	45.0	70.7	2	1	1	20.8	17.2	26.3	63
64 All other accidents (E800-E802, E840-E962)	12	7	5	25.2	18.5	50.5	6	4	2	62.5	69.0	52.6	64
65 Suicide (E963, E970-E979)	2	2	-	4.2	5.3	0	-	-	-	0	0	0	65
66 Homicide (E964, E980-E985)	5	3	2	10.5	7.9	20.2	2	-	2	20.8	0	52.6	66
67 All other diseases (residual)	20	17	3	41.9	45.0	30.3	5	4	1	52.1	69.0	26.3	67

TABLE XIII VITAL STATISTICS, BY COUNTY, BY RACE, GEORGIA, 1966

ITEM	JACKSON						JASPER						
	Number			Rate or Ratio *			Number			Rate or Ratio *			
	Total	White	Non-White	Total	White	Non-White	Total	White	Non-White	Total	White	Non-White	
1 Estimated population as of July 1	19,400	16,800	2,600				6,200	2,800	3,400				1
LIVE BIRTHS													
2 Total	360	300	60	18.6	17.9	23.1	120	28	92	19.4	10.0	27.1	2
3 Delivered in hospital	352	296	56	97.8%	98.7%	93.3%	69	26	43	57.5%	92.9%	46.7%	3
4 Delivered in home by physician	1	—	1	0.3%	0%	1.7%	2	—	2	1.7%	0%	2.2%	4
5 Delivered in home by midwife	7	4	3	1.9%	1.3%	5.0%	49	2	47	40.8%	7.1%	51.1%	5
6 Other deliveries	—	—	—	0%	0%	0%	—	—	—	0%	0%	0%	6
7 Immature births	38	29	9	105.6	96.7	150.0	15	4	11	125.0	142.9	119.6	7
8 Live births to unwed mothers	19	7	12	52.8	23.3	200.0	32	—	32	266.7	0	347.8	8
FETAL DEATHS													
9 Total	3	3	—	8.3	10.0	0	1	—	1	8.3	0	10.9	9
10 Under 20 weeks gestation	—	—	—	0	0	0	—	—	—	0	0	0	10
11 20-27 weeks gestation	—	—	—	0	0	0	—	—	—	0	0	0	11
12 28 weeks and more	3	3	—	8.3	10.0	0	1	—	1	8.3	0	10.9	12
13 Unknown length of gestation	—	—	—	0	0	0	—	—	—	0	0	0	13
DEATHS													
14 Total, all ages	204	176	28	1051.5	1047.6	1076.9	70	38	32	1129.0	1357.1	941.2	14
15 Under 1 year	9	4	5	25.0	13.3	83.3	2	—	2	16.7	0	21.7	15
16 Under 28 days	4	2	2	11.1	6.7	33.3	1	—	1	8.3	0	10.9	16
17 Deaths from immaturity	—	—	—	0	0	0	—	—	—	0	0	0	17
18 1-4 years **	1	1	—	—	—	—	—	—	—	—	—	—	18
19 Maternal deaths	—	—	—	0	0	0	—	—	—	0	0	0	19
CAUSE OF DEATH													
20 Tuberculosis, all forms (001-019)	1	1	—	5.2	6.0	0	—	—	—	0	0	0	20
21 Syphilis and its sequelae (020-029)	—	—	—	0	0	0	—	—	—	0	0	0	21
22 Typhoid fever (040)	—	—	—	0	0	0	—	—	—	0	0	0	22
23 Dysentery, all forms (045-048)	1	—	1	5.2	0	38.5	—	—	—	0	0	0	23
24 Scarlet fever (050)	—	—	—	0	0	0	—	—	—	0	0	0	24
25 Streptococcal sore throat (051)	—	—	—	0	0	0	—	—	—	0	0	0	25
26 Diphtheria (055)	—	—	—	0	0	0	—	—	—	0	0	0	26
27 Whooping cough (056)	—	—	—	0	0	0	—	—	—	0	0	0	27
28 Meningococcal infections (057)	—	—	—	0	0	0	—	—	—	0	0	0	28
29 Acute poliomyelitis (080)	—	—	—	0	0	0	—	—	—	0	0	0	29
30 Acute infectious encephalitis (082)	—	—	—	0	0	0	—	—	—	0	0	0	30
31 Smallpox (084)	—	—	—	0	0	0	—	—	—	0	0	0	31
32 Measles (085)	—	—	—	0	0	0	—	—	—	0	0	0	32
33 Typhus and other rickettsial diseases (100-103, 105-108)	—	—	—	0	0	0	—	—	—	0	0	0	33
34 Rocky Mountain spotted fever (104)	—	—	—	0	0	0	—	—	—	0	0	0	34
35 Malaria (110-117)	—	—	—	0	0	0	—	—	—	0	0	0	35
36 All other diseases classified as infective and parasitic (030-039, 041-044, 049, 052-054, 059-074, 081, 083, 086-096, 120-138)	—	—	—	0	0	0	1	1	—	16.1	35.7	0	36
37 Malignant neoplasms, including neoplasms of lymphatic and haematopoietic tissues (140-205)	28	21	7	144.3	125.0	269.2	5	1	4	80.6	35.7	117.6	37
38 Benign and unspecified neoplasms (210-239)	—	—	—	0	0	0	—	—	—	0	0	0	38
39 Diabetes mellitus (260)	—	—	—	0	0	0	—	—	—	0	0	0	39
40 Pellagra (281)	—	—	—	0	0	0	—	—	—	0	0	0	40
41 Anemias (290-293)	—	—	—	0	0	0	—	—	—	0	0	0	41
42 Vascular lesions affecting central nervous system (330-334)	28	23	5	144.3	136.9	192.3	16	8	8	258.1	285.7	235.3	42
43 Nonmeningococcal meningitis (340)	—	—	—	0	0	0	—	—	—	0	0	0	43
44 Rheumatic fever (400-402)	—	—	—	0	0	0	—	—	—	0	0	0	44
45 Heart diseases (410-443)	78	73	5	402.1	434.5	192.3	31	25	6	500.0	892.9	176.5	45
46 Hypertension without mention of heart (444-447)	—	—	—	0	0	0	—	—	—	0	0	0	46
47 Influenza and pneumonia (480-483, 490-493)	7	5	2	36.1	29.8	76.9	—	—	—	0	0	0	47
48 Bronchitis (500-502)	—	—	—	0	0	0	1	—	1	16.1	0	29.4	48
49 Ulcer of stomach and duodenum (540, 541)	4	4	—	20.6	23.8	0	1	—	1	16.1	0	29.4	49
50 Appendicitis (550-553)	—	—	—	0	0	0	—	—	—	0	0	0	50
51 Intestinal obstruction and hernia (560, 561, 570)	1	1	—	5.2	6.0	0	—	—	—	0	0	0	51
52 Gastritis, duodenitis, enteritis and colitis (except diarrhea of the newborn) (543, 571, 572)	—	—	—	0	0	0	—	—	—	0	0	0	52
53 Cirrhosis of liver (581)	—	—	—	0	0	0	—	—	—	0	0	0	53
54 Nephritis and nephrosis (590-594)	—	—	—	0	0	0	2	—	2	32.3	0	58.8	54
55 Hyperplasia of prostate (610)	—	—	—	0	0	0	—	—	—	0	0	0	55
56 Complications of pregnancy, childbirth and the puerperium (640-652, 670-689)	—	—	—	0	0	0	—	—	—	0	0	0	56
57 Congenital malformations (750-759)	2	1	1	10.3	6.0	38.5	—	—	—	0	0	0	57
58 Birth injuries, postnatal asphyxia and atelectasis (760-762)	1	—	1	5.2	0	38.5	—	—	—	0	0	0	58
59 Infection of the newborn (763-768)	—	—	—	0	0	0	1	—	1	16.1	0	29.4	59
60 Other diseases peculiar to early infancy, and immaturity unqualified (769-776)	2	1	1	10.3	6.0	38.5	—	—	—	0	0	0	60
61 Senility, without mention of psychosis (794)	—	—	—	0	0	0	—	—	—	0	0	0	61
62 Ill-defined and unknown causes (780-793, 795)	2	2	—	10.3	11.9	0	1	—	1	16.1	0	29.4	62
63 Motor vehicle accidents (E810-E835)	17	16	1	87.6	95.2	38.5	—	—	—	0	0	0	63
64 All other accidents (E800-E802, E840-E962)	7	6	1	36.1	35.7	38.5	—	—	—	0	0	0	64
65 Suicide (E963, E970-E979)	2	2	—	10.3	11.9	0	—	—	—	0	0	0	65
66 Homicide (E964, E980-E985)	3	2	1	15.5	11.9	38.5	2	—	2	32.3	0	58.8	66
67 All other diseases (residual)	20	18	2	103.1	107.1	76.9	8	3	5	129.0	107.1	147.1	67

TABLE XIII VITAL STATISTICS, BY COUNTY, BY RACE, GEORGIA, 1966

ITEM	JEFF DAVIS						JEFFERSON						
	Number			Rate or Ratio *			Number			Rate or Ratio *			
	Total	White	Non-White	Total	White	Non-White	Total	White	Non-White	Total	White	Non-White	
1 Estimated population as of July 1	9,500	7,600	1,900				18,100	7,700	10,400				1
LIVE BIRTHS													
2 Total	194	159	35	20.4	20.9	18.4	393	100	293	21.7	13.0	28.2	2
3 Delivered in hospital	180	158	22	92.8%	99.4%	62.9%	244	99	145	62.1%	99.0%	49.5%	3
4 Delivered in home by physician	3	1	2	1.5%	0.6%	5.7%	10	1	9	2.5%	1.0%	3.1%	4
5 Delivered in home by midwife	11	-	11	5.7%	0%	31.4%	138	-	138	35.1%	0%	47.1%	5
6 Other deliveries	-	-	-	0%	0%	0%	1	-	1	0.3%	0%	0.3%	6
7 Immature births	12	7	5	61.9	44.0	142.9	34	2	32	86.5	20.0	109.2	7
8 Live births to unwed mothers	13	6	7	67.0	37.7	200.0	111	2	109	282.4	20.0	372.0	8
FETAL DEATHS													
9 Total	3	1	2	15.5	6.3	57.1	9	1	8	22.9	10.0	27.3	9
10 Under 20 weeks gestation	-	-	-	0	0	0	4	1	3	10.2	10.0	10.2	10
11 20-27 weeks gestation	-	-	-	0	0	0	2	-	2	5.1	0	6.8	11
12 28 weeks and more	3	1	2	15.5	6.3	57.1	3	-	3	7.6	0	10.2	12
13 Unknown length of gestation	-	-	-	0	0	0	-	-	-	0	0	0	13
DEATHS													
14 Total, all ages	80	61	19	842.1	802.6	1000.0	207	93	114	143.6	1207.8	1096.2	14
15 Under 1 year	2	1	1	10.3	6.3	28.6	19	1	18	48.3	10.0	61.4	15
16 Under 28 days	-	-	-	0	0	0	9	-	9	22.9	0	30.7	16
17 Deaths from immaturity	-	-	-	0	0	0	1	-	1	2.5	0	3.4	17
18 1-4 years **	1	-	1	-	-	-	2	-	2	-	-	-	18
19 Maternal deaths	1	-	1	51.5	0	285.7	-	-	-	0	0	0	19
CAUSE OF DEATH													
20 Tuberculosis, all forms (001-019)	-	-	-	0	0	0	-	-	-	0	0	0	20
21 Syphilis and its sequelae (020-029)	-	-	-	0	0	0	-	-	-	0	0	0	21
22 Typhoid fever (040)	-	-	-	0	0	0	-	-	-	0	0	0	22
23 Dysentery, all forms (045-048)	-	-	-	0	0	0	-	-	-	0	0	0	23
24 Scarlet fever (050)	-	-	-	0	0	0	-	-	-	0	0	0	24
25 Streptococcal sore throat (051)	-	-	-	0	0	0	-	-	-	0	0	0	25
26 Diphtheria (055)	-	-	-	0	0	0	-	-	-	0	0	0	26
27 Whooping cough (056)	-	-	-	0	0	0	-	-	-	0	0	0	27
28 Meningococcal infections (057)	-	-	-	0	0	0	-	-	-	0	0	0	28
29 Acute poliomyelitis (080)	-	-	-	0	0	0	-	-	-	0	0	0	29
30 Acute infectious encephalitis (082)	-	-	-	0	0	0	-	-	-	0	0	0	30
31 Smallpox (084)	-	-	-	0	0	0	-	-	-	0	0	0	31
32 Measles (085)	-	-	-	0	0	0	1	-	1	5.5	0	9.6	32
33 Typhus and other rickettsial diseases (100-103, 105-108)	-	-	-	0	0	0	-	-	-	0	0	0	33
34 Rocky Mountain spotted fever (104)	-	-	-	0	0	0	-	-	-	0	0	0	34
35 Malaria (110-117)	-	-	-	0	0	0	1	-	1	5.5	0	9.6	35
36 All other diseases classified as infective and parasitic (030-039, 041-044, 049, 052-054, 059-074, 081, 083, 086-096, 120-138)	-	-	-	0	0	0	1	-	1	5.5	0	9.6	36
37 Malignant neoplasms, including neoplasms of lymphatic and haematopoietic tissues (140-205)	5	4	1	52.6	52.6	52.6	20	9	11	110.5	116.9	105.8	37
38 Benign and unspecified neoplasms (210-239)	-	-	-	0	0	0	-	-	-	0	0	0	38
39 Diabetes mellitus (260)	1	-	1	10.5	0	52.6	5	3	2	27.6	39.0	19.2	39
40 Pellagra (281)	-	-	-	0	0	0	-	-	-	0	0	0	40
41 Anemias (290-293)	1	1	-	10.5	13.2	-	-	-	-	0	0	0	41
42 Vascular lesions affecting central nervous system (330-334)	13	8	5	136.8	105.3	263.2	29	13	16	160.2	168.8	153.8	42
43 Nonmeningococcal meningitis (340)	-	-	-	0	0	0	-	-	-	0	0	0	43
44 Rheumatic fever (400-402)	-	-	-	0	0	0	-	-	-	0	0	0	44
45 Heart diseases (410-443)	31	29	2	326.3	381.6	105.3	60	41	19	331.5	532.5	182.7	45
46 Hypertension without mention of heart (444-447)	-	-	-	0	0	0	3	-	3	16.6	0	28.8	46
47 Influenza and pneumonia (480-483, 490-493)	4	3	1	42.1	39.5	52.6	1	-	1	5.5	0	9.6	47
48 Bronchitis (500-502)	1	1	-	10.5	13.2	-	-	-	-	0	0	0	48
49 Ulcer of stomach and duodenum (540, 541)	1	-	1	10.5	0	52.6	1	1	-	5.5	13.0	0	49
50 Appendicitis (550-553)	-	-	-	0	0	0	-	-	-	0	0	0	50
51 Intestinal obstruction and hernia (560, 561, 570)	-	-	-	0	0	0	-	-	-	0	0	0	51
52 Gastritis, duodenitis, enteritis and colitis (except diarrhea of the newborn) (543, 571, 572)	-	-	-	0	0	0	2	1	1	11.0	13.0	9.6	52
53 Cirrhosis of liver (581)	-	-	-	0	0	0	-	-	-	0	0	0	53
54 Nephritis and nephrosis (590-594)	-	-	-	0	0	0	4	-	4	22.1	0	38.5	54
55 Hyperplasia of prostate (610)	-	-	-	0	0	0	-	-	-	0	0	0	55
56 Complications of pregnancy, childbirth and the puerperium (640-652, 670-689)	1	-	1	10.5	0	52.6	-	-	-	0	0	0	56
57 Congenital malformations (750-759)	-	-	-	0	0	0	-	-	-	0	0	0	57
58 Birth injuries, postnatal asphyxia and atelectasis (760-762)	-	-	-	0	0	0	-	-	-	0	0	0	58
59 Infection of the newborn (763-768)	-	-	-	0	0	0	3	-	3	16.6	0	28.8	59
60 Other diseases peculiar to early infancy, and immaturity unqualified (769-776)	-	-	-	0	0	0	7	-	7	38.7	0	67.3	60
61 Senility, without mention of psychosis (794)	-	-	-	0	0	0	1	-	1	5.5	0	9.6	61
62 Ill-defined and unknown causes (780-793, 795)	1	1	-	10.5	13.2	0	4	1	3	22.1	13.0	28.8	62
63 Motor vehicle accidents (E810-E835)	5	5	-	52.6	65.8	0	9	3	6	49.7	39.0	57.7	63
64 All other accidents (E800-E802, E840-E962)	4	1	3	42.1	13.2	157.9	13	4	9	71.8	51.9	86.5	64
65 Suicide (E963, E970-E979)	1	1	-	10.5	13.2	0	-	-	-	0	0	0	65
66 Homicide (E964, E980-E985)	-	-	-	0	0	0	7	-	7	38.7	0	67.3	66
67 All other diseases (residual)	11	7	4	115.8	92.1	210.5	25	14	11	138.1	181.8	105.8	67

TABLE XIII VITAL STATISTICS, BY COUNTY, BY RACE, GEORGIA, 1966

58

ITEM	JENKINS						JOHNSON					
	Number			Rate or Ratio *			Number			Rate or Ratio *		
	Total	White	Non-White	Total	White	Non-White	Total	White	Non-White	Total	White	Non-White
1 Estimated population as of July 1	9,500	4,700	4,800				8,400	5,500	2,900			
LIVE BIRTHS												
2 Total	178	67	111	18.7	14.3	23.1	171	68	103	20.4	12.4	35.5
3 Delivered in hospital	132	66	66	74.2%	98.5%	59.5%	100	67	33	58.5%	98.5%	32.0%
4 Delivered in home by physician	5	1	4	2.8%	1.5%	3.6%	2	—	2	1.2%	0%	1.9%
5 Delivered in home by midwife	41	—	41	23.0%	0%	36.9%	69	1	68	40.4%	1.5%	66.0%
6 Other deliveries	—	—	—	0%	0%	0%	—	—	—	0%	0%	0%
7 Immature births	11	2	9	61.8	29.9	81.1	9	6	3	52.6	88.2	29.1
8 Live births to unwed mothers	35	—	35	196.6	0	315.3	31	—	31	181.3	0	301.0
FETAL DEATHS												
9 Total	6	1	5	33.7	14.9	45.0	5	4	1	29.2	58.8	9.7
10 Under 20 weeks gestation	3	1	2	16.9	14.9	18.0	—	—	—	0	0	0
11 20-27 weeks gestation	2	—	2	11.2	0	18.0	1	1	—	5.8	14.7	0
12 28 weeks and more	1	—	1	5.6	0	9.0	2	2	—	11.7	29.4	0
13 Unknown length of gestation	—	—	—	0	0	0	2	1	1	11.7	14.7	9.7
DEATHS												
14 Total, all ages	115	65	50	1210.5	1383.0	1041.7	88	63	25	1047.6	1145.5	862.1
15 Under 1 year	9	2	7	50.6	29.9	63.1	2	—	2	11.7	0	19.4
16 Under 28 days	4	1	3	22.5	14.9	27.0	—	—	—	0	0	0
17 Deaths from immaturity	2	1	1	11.2	14.9	9.0	—	—	—	0	0	0
18 1-4 years **	5	—	5	—	—	—	2	1	1	—	—	—
19 Maternal deaths	—	—	—	0	0	0	—	—	—	0	0	0
CAUSE OF DEATH												
20 Tuberculosis, all forms (001-019)	—	—	—	0	0	0	—	—	—	0	0	0
21 Syphilis and its sequelae (020-029)	—	—	—	0	0	0	—	—	—	0	0	0
22 Typhoid fever (040)	—	—	—	0	0	0	—	—	—	0	0	0
23 Dysentery, all forms (045-048)	—	—	—	0	0	0	—	—	—	0	0	0
24 Scarlet fever (050)	—	—	—	0	0	0	—	—	—	0	0	0
25 Streptococcal sore throat (051)	—	—	—	0	0	0	—	—	—	0	0	0
26 Diphtheria (055)	—	—	—	0	0	0	—	—	—	0	0	0
27 Whooping cough (056)	—	—	—	0	0	0	—	—	—	0	0	0
28 Meningococcal infections (057)	—	—	—	0	0	0	—	—	—	0	0	0
29 Acute poliomyelitis (080)	—	—	—	0	0	0	—	—	—	0	0	0
30 Acute infectious encephalitis (082)	—	—	—	0	0	0	—	—	—	0	0	0
31 Smallpox (084)	—	—	—	0	0	0	—	—	—	0	0	0
32 Measles (085)	—	—	—	0	0	0	—	—	—	0	0	0
33 Typhus and other rickettsial diseases (100-103, 105-108)	—	—	—	0	0	0	—	—	—	0	0	0
34 Rocky Mountain spotted fever (104)	—	—	—	0	0	0	—	—	—	0	0	0
35 Malaria (110-117)	—	—	—	0	0	0	—	—	—	0	0	0
36 All other diseases classified as infective and parasitic (030-039, 041-044, 049, 052-054, 059-074, 081, 083, 086-096, 120-138)	—	—	—	0	0	0	—	—	—	0	0	0
37 Malignant neoplasms, including neoplasms of lymphatic and haematopoietic tissues (140-205)	9	8	1	94.7	170.2	20.8	9	8	1	107.1	145.5	34.5
38 Benign and unspecified neoplasms (210-239)	—	—	—	0	0	0	—	—	—	0	0	0
39 Diabetes mellitus (260)	1	1	—	10.5	21.3	0	1	—	1	11.9	0	34.5
40 Pellagra (281)	—	—	—	0	0	0	—	—	—	0	0	0
41 Anemias (290-293)	1	1	—	10.5	21.3	0	—	—	—	0	0	0
42 Vascular lesions affecting central nervous system (330-334)	18	11	7	189.5	234.0	145.8	16	11	5	190.5	200.0	172.4
43 Nonmeningococcal meningitis (340)	—	—	—	0	0	0	1	—	1	11.9	0	34.5
44 Rheumatic fever (400-402)	—	—	—	0	0	0	—	—	—	0	0	0
45 Heart diseases (410-443)	34	24	10	357.9	510.6	208.3	32	27	5	381.0	490.9	172.4
46 Hypertension without mention of heart (444-447)	1	1	—	10.5	21.3	0	2	1	1	23.8	18.2	34.5
47 Influenza and pneumonia (480-483, 490-493)	7	2	5	73.7	42.6	104.2	1	—	1	11.9	0	34.5
48 Bronchitis (500-502)	—	—	—	0	0	0	—	—	—	0	0	0
49 Ulcer of stomach and duodenum (540, 541)	—	—	—	0	0	0	2	1	1	23.8	18.2	34.5
50 Appendicitis (550-553)	1	—	1	10.5	0	20.8	—	—	—	0	0	0
51 Intestinal obstruction and hernia (560, 561, 570)	1	—	1	10.5	0	20.8	1	—	1	11.9	0	34.5
52 Gastritis, duodenitis, enteritis and colitis (except diarrhea of the newborn) (543, 571, 572)	—	—	—	0	0	0	—	—	—	0	0	0
53 Cirrhosis of liver (581)	—	—	—	0	0	0	1	1	—	11.9	18.2	0
54 Nephritis and nephrosis (590-594)	2	1	1	21.1	21.3	20.8	1	1	—	11.9	18.2	0
55 Hyperplasia of prostate (610)	—	—	—	0	0	0	—	—	—	0	0	0
56 Complications of pregnancy, childbirth and the puerperium (640-652, 670-689)	—	—	—	0	0	0	—	—	—	0	0	0
57 Congenital malformations (750-759)	1	—	1	10.5	0	20.8	1	1	—	11.9	18.2	0
58 Birth injuries, postnatal asphyxia and atelectasis (760-762)	—	—	—	0	0	0	—	—	—	0	0	0
59 Infection of the newborn (763-768)	1	—	1	10.5	0	20.8	—	—	—	0	0	0
60 Other diseases peculiar to early infancy, and immaturity unqualified (769-776)	2	1	1	21.1	21.3	20.8	1	—	1	11.9	0	34.5
61 Senility, without mention of psychosis (794)	—	—	—	0	0	0	—	—	—	0	0	0
62 Ill-defined and unknown causes (780-793, 795)	—	—	—	0	0	0	—	—	—	0	0	0
63 Motor vehicle accidents (E810-E835)	9	5	4	94.7	106.4	83.3	2	1	1	23.8	18.2	34.5
64 All other accidents (E800-E802, E840-E962)	18	5	13	189.5	106.4	270.8	1	—	1	11.9	0	34.5
65 Suicide (E963, E970-E979)	—	—	—	0	0	0	—	—	—	0	0	0
66 Homicide (E964, E980-E985)	—	—	—	0	0	0	—	—	—	0	0	0
67 All other diseases (residual)	9	5	4	94.7	106.4	83.3	10	6	4	119.0	109.1	137.9

TABLE XIII VITAL STATISTICS, BY COUNTY, BY RACE, GEORGIA, 1966

ITEM	JONES						LAMAR						
	Number			Rate or Ratio *			Number			Rate or Ratio *			
	Total	White	Non-White	Total	White	Non-White	Total	White	Non-White	Total	White	Non-White	
1 Estimated population as of July 1	11,300	6,300	5,000				10,600	6,300	4,300				1
LIVE BIRTHS													
2 Total	211	98	113	18.7	15.6	22.6	163	77	86	15.4	12.2	20.0	2
3 Delivered in hospital	199	98	101	94.3	100.0	89.4	108	77	31	66.3	100.0	36.0	3
4 Delivered in home by physician	2	-	2	0.9	0	1.8	-	-	-	0	0	0	4
5 Delivered in home by midwife	10	-	10	4.7	0	8.8	55	-	55	33.7	0	64.0	5
6 Other deliveries	-	-	-	0	0	0	-	-	-	0	0	0	6
7 Immature births	22	11	11	104.3	112.2	97.3	30	7	23	184.0	90.9	267.4	7
8 Live births to unwed mothers	35	2	33	165.9	20.4	292.0	21	-	21	128.8	0	244.2	8
FETAL DEATHS													
9 Total	5	1	4	23.7	10.2	35.4	5	3	2	30.7	39.0	23.3	9
10 Under 20 weeks gestation	-	-	-	0	0	0	2	2	-	12.3	26.0	0	10
11 20-27 weeks gestation	2	1	1	9.5	10.2	8.8	-	-	-	0	0	0	11
12 28 weeks and more	2	-	2	9.5	0	17.7	3	1	2	18.4	13.0	23.3	12
13 Unknown length of gestation	1	-	1	4.7	0	8.8	-	-	-	0	0	0	13
DEATHS													
14 Total, all ages	102	47	55	902.7	746.0	1100.0	98	54	44	924.5	857.1	1023.3	14
15 Under 1 year	14	3	11	66.4	30.6	97.3	9	3	6	55.2	39.0	69.8	15
16 Under 28 days	5	1	4	23.7	10.2	35.4	3	2	1	18.4	26.0	11.6	16
17 Deaths from immaturity	1	1	-	4.7	10.2	0	1	1	-	6.1	13.0	0	17
18 1-4 years **	1	-	1	-	-	-	-	-	-	-	-	-	18
19 Maternal deaths	-	-	-	0	0	0	-	-	-	0	0	0	19
CAUSE OF DEATH													
20 Tuberculosis, all forms (001-019)	1	1	-	8.8	15.9	0	1	-	1	9.4	0	23.3	20
21 Syphilis and its sequelae (020-029)	1	1	-	8.8	15.9	0	-	-	-	0	0	0	21
22 Typhoid fever (040)	-	-	-	0	0	0	-	-	-	0	0	0	22
23 Dysentery, all forms (045-048)	-	-	-	0	0	0	1	-	1	9.4	0	23.3	23
24 Scarlet fever (050)	-	-	-	0	0	0	-	-	-	0	0	0	24
25 Streptococcal sore throat (051)	-	-	-	0	0	0	-	-	-	0	0	0	25
26 Diphtheria (055)	-	-	-	0	0	0	-	-	-	0	0	0	26
27 Whooping cough (056)	-	-	-	0	0	0	-	-	-	0	0	0	27
28 Meningococcal infections (057)	-	-	-	0	0	0	-	-	-	0	0	0	28
29 Acute poliomyelitis (080)	-	-	-	0	0	0	-	-	-	0	0	0	29
30 Acute infectious encephalitis (082)	-	-	-	0	0	0	-	-	-	0	0	0	30
31 Smallpox (084)	-	-	-	0	0	0	-	-	-	0	0	0	31
32 Measles (085)	-	-	-	0	0	0	-	-	-	0	0	0	32
33 Typhus and other rickettsial diseases (100-103, 105-108)	-	-	-	0	0	0	-	-	-	0	0	0	33
34 Rocky Mountain spotted fever (104)	-	-	-	0	0	0	-	-	-	0	0	0	34
35 Malaria (110-117)	-	-	-	0	0	0	-	-	-	0	0	0	35
36 All other diseases classified as infective and parasitic (030-039, 041-044, 049, 052-054, 059-074, 081, 083, 086-096, 120-138)	1	-	1	8.8	0	20.0	-	-	-	0	0	0	36
37 Malignant neoplasms, including neoplasms of lymphatic and haematopoietic tissues (140-205)	8	4	4	70.8	63.5	80.0	11	10	1	103.8	158.7	23.3	37
38 Benign and unspecified neoplasms (210-239)	-	-	-	0	0	0	-	-	-	0	0	0	38
39 Diabetes mellitus (260)	-	-	-	0	0	0	1	1	-	9.4	15.9	0	39
40 Pellagra (281)	-	-	-	0	0	0	-	-	-	0	0	0	40
41 Anemias (290-293)	1	-	1	8.8	0	20.0	-	-	-	0	0	0	41
42 Vascular lesions affecting central nervous system (330-334)	11	4	7	97.3	63.5	140.0	21	7	14	198.1	111.1	325.6	42
43 Nonmeningococcal meningitis (340)	1	1	-	8.8	15.9	0	-	-	-	0	0	0	43
44 Rheumatic fever (400-402)	-	-	-	0	0	0	-	-	-	0	0	0	44
45 Heart diseases (410-443)	19	8	11	168.1	127.0	220.0	34	20	14	320.8	317.5	325.6	45
46 Hypertension without mention of heart (444-447)	-	-	-	0	0	0	1	1	-	9.4	15.9	0	46
47 Influenza and pneumonia (480-483, 490-493)	12	5	7	106.2	79.4	140.0	-	-	-	0	0	0	47
48 Bronchitis (500-502)	2	1	1	17.7	15.9	20.0	-	-	-	0	0	0	48
49 Ulcer of stomach and duodenum (540, 541)	-	-	-	0	0	0	-	-	-	0	0	0	49
50 Appendicitis (550-553)	1	-	1	8.8	0	20.0	-	-	-	0	0	0	50
51 Intestinal obstruction and hernia (560, 561, 570)	1	1	-	8.8	15.9	0	-	-	-	0	0	0	51
52 Gastritis, duodenitis, enteritis and colitis (except diarrhoea of the newborn) (543, 571, 572)	-	-	-	0	0	0	-	-	-	0	0	0	52
53 Cirrhosis of liver (581)	-	-	-	0	0	0	1	1	-	9.4	15.9	0	53
54 Nephritis and nephrosis (590-594)	3	-	3	26.5	0	60.0	1	-	1	9.4	0	23.3	54
55 Hyperplasia of prostate (610)	1	1	-	8.8	15.9	0	-	-	-	0	0	0	55
56 Complications of pregnancy, childbirth and the puerperium (640-652, 670-689)	-	-	-	0	0	0	-	-	-	0	0	0	56
57 Congenital malformations (750-759)	2	-	2	17.7	0	40.0	1	-	1	9.4	0	23.3	57
58 Birth injuries, postnatal asphyxia and atelectasis (760-762)	2	-	2	17.7	0	40.0	-	-	-	0	0	0	58
59 Infection of the newborn (763-768)	-	-	-	0	0	0	-	-	-	0	0	0	59
60 Other diseases peculiar to early infancy, and immaturity unqualified (769-776)	3	1	2	26.5	15.9	40.0	2	2	-	18.9	31.7	0	60
61 Senility, without mention of psychosis (794)	-	-	-	0	0	0	1	-	1	9.4	0	23.3	61
62 Ill-defined and unknown causes (780-793, 795)	5	2	3	44.2	31.7	60.0	1	-	1	9.4	0	23.3	62
63 Motor vehicle accidents (E810-E835)	4	2	2	35.4	31.7	40.0	3	2	1	28.3	31.7	23.3	63
64 All other accidents (E800-E802, E840-E962)	8	3	5	70.8	47.6	100.0	2	-	2	18.9	0	46.5	64
65 Suicide (E963, E970-E979)	4	4	-	35.4	63.5	0	4	4	-	37.7	63.5	0	65
66 Homicide (E964, E980-E985)	1	-	1	8.8	0	20.0	2	2	-	18.9	31.7	0	66
67 All other diseases (residual)	10	8	2	88.5	127.0	40.0	4	3	1	37.7	47.6	23.3	67

TABLE XIII VITAL STATISTICS, BY COUNTY, BY RACE, GEORGIA, 1966

ITEM	LANIER						LAURENS						
	Number			Rate or Ratio *			Number			Rate or Ratio *			
	Total	White	Non-White	Total	White	Non-White	Total	White	Non-White	Total	White	Non-White	
1 Estimated population as of July 1	5,400	3,800	1,600				33,500	21,400	12,100				1
LIVE BIRTHS													
2 Total	89	49	40	16.5	12.9	25.0	681	350	331	20.3	16.4	27.4	2
3 Delivered in hospital	87	49	38	97.8%	100.0%	95.0%	582	349	233	85.5%	99.7%	70.4%	3
4 Delivered in home by physician	1	-	1	1.1%	0%	2.5%	6	1	5	0.9%	0.3%	1.5%	4
5 Delivered in home by midwife	1	-	1	1.1%	0%	2.5%	86	-	86	12.6%	0%	26.0%	5
6 Other deliveries	-	-	-	0%	0%	0%	7	-	7	1.0%	0%	2.1%	6
7 Immature births	9	5	4	101.1	102.0	100.0	61	27	34	89.6	77.1	102.7	7
8 Live births to unwed mothers	6	-	6	67.4	0	150.0	81	7	74	118.9	20.0	223.6	8
FETAL DEATHS													
9 Total	3	2	1	33.7	40.8	25.0	9	3	6	13.2	8.6	18.1	9
10 Under 20 weeks gestation	-	-	-	0	0	0	-	-	-	0	0	0	10
11 20-27 weeks gestation	1	1	-	11.2	20.4	0	-	-	-	0	0	0	11
12 28 weeks and more	2	1	1	22.5	20.4	25.0	6	3	3	8.8	8.6	9.1	12
13 Unknown length of gestation	-	-	-	0	0	0	3	-	3	4.4	0	9.1	13
DEATHS													
14 Total, all ages	42	28	14	777.8	736.8	875.0	354	214	140	1056.7	1000.0	1157.0	14
15 Under 1 year	2	-	2	22.5	0	50.0	25	5	20	36.7	14.3	60.4	15
16 Under 28 days	1	-	1	11.2	0	25.0	8	2	6	11.7	5.7	18.1	16
17 Deaths from immaturity	-	-	-	0	0	0	5	1	4	7.3	2.9	12.1	17
18 1-4 years **	-	-	-	-	-	-	4	1	3	-	-	-	18
19 Maternal deaths	-	-	-	0	0	0	1	-	1	14.7	0	30.2	19
CAUSE OF DEATH													
20 Tuberculosis, all forms (001-019)	-	-	-	0	0	0	-	-	-	0	0	0	20
21 Syphilis and its sequelae (020-029)	-	-	-	0	0	0	-	-	-	0	0	0	21
22 Typhoid fever (040)	-	-	-	0	0	0	-	-	-	0	0	0	22
23 Dysentery, all forms (045-048)	-	-	-	0	0	0	-	-	-	0	0	0	23
24 Scarlet fever (050)	-	-	-	0	0	0	-	-	-	0	0	0	24
25 Streptococcal sore throat (051)	-	-	-	0	0	0	-	-	-	0	0	0	25
26 Diphtheria (055)	-	-	-	0	0	0	-	-	-	0	0	0	26
27 Whooping cough (056)	-	-	-	0	0	0	-	-	-	0	0	0	27
28 Meningococcal infections (057)	-	-	-	0	0	0	-	-	-	0	0	0	28
29 Acute poliomyelitis (080)	-	-	-	0	0	0	-	-	-	0	0	0	29
30 Acute infectious encephalitis (082)	-	-	-	0	0	0	1	1	-	3.0	4.7	0	30
31 Smallpox (084)	-	-	-	0	0	0	-	-	-	0	0	0	31
32 Measles (085)	-	-	-	0	0	0	-	-	-	0	0	0	32
33 Typhus and other rickettsial diseases (100-103, 105-108)	-	-	-	0	0	0	-	-	-	0	0	0	33
34 Rocky Mountain spotted fever (104)	-	-	-	0	0	0	-	-	-	0	0	0	34
35 Malaria (110-117)	-	-	-	0	0	0	-	-	-	0	0	0	35
36 All other diseases classified as infective and parasitic (030-039, 041-044, 049, 052-054, 059-074, 081, 083, 086-096, 120-138)	-	-	-	0	0	0	-	-	-	0	0	0	36
37 Malignant neoplasms, including neoplasms of lymphatic and haematopoietic tissues (140-205)	6	4	2	111.1	105.3	125.0	51	36	15	152.2	168.2	124.0	37
38 Benign and unspecified neoplasms (210-239)	-	-	-	0	0	0	1	1	-	3.0	4.7	0	38
39 Diabetes mellitus (240)	-	-	-	0	0	0	2	-	2	6.0	0	16.5	39
40 Pellagra (281)	-	-	-	0	0	0	-	-	-	0	0	0	40
41 Anemias (290-293)	-	-	-	0	0	0	2	-	2	6.0	0	16.5	41
42 Vascular lesions affecting central nervous system (330-334)	5	3	2	92.6	78.9	125.0	41	18	23	122.4	84.1	190.1	42
43 Nonmeningococcal meningitis (340)	-	-	-	0	0	0	-	-	-	0	0	0	43
44 Rheumatic fever (400-402)	-	-	-	0	0	0	-	-	-	0	0	0	44
45 Heart diseases (410-443)	17	12	5	314.8	315.8	312.5	136	97	39	406.0	453.3	322.3	45
46 Hypertension without mention of heart (444-447)	-	-	-	0	0	0	-	-	-	0	0	0	46
47 Influenza and pneumonia (480-483, 490-493)	3	2	1	55.6	52.6	62.5	1	1	-	3.0	4.7	0	47
48 Bronchitis (500-502)	-	-	-	0	0	0	-	-	-	0	0	0	48
49 Ulcer of stomach and duodenum (540, 541)	-	-	-	0	0	0	2	2	-	6.0	9.3	0	49
50 Appendicitis (550-553)	-	-	-	0	0	0	-	-	-	0	0	0	50
51 Intestinal obstruction and hernia (560, 561, 570)	-	-	-	0	0	0	3	2	1	9.0	9.3	8.3	51
52 Gastritis, duodenitis, enteritis and colitis (except diarrhea of the newborn) (543, 571, 572)	-	-	-	0	0	0	4	2	2	11.9	9.3	16.5	52
53 Cirrhosis of liver (581)	-	-	-	0	0	0	1	1	-	3.0	4.7	0	53
54 Nephritis and nephrosis (590-594)	1	1	-	18.5	26.3	0	3	3	-	9.0	14.0	0	54
55 Hyperplasia of prostate (610)	-	-	-	0	0	0	-	-	-	0	0	0	55
56 Complications of pregnancy, childbirth and the puerperium (640-652, 670-689)	-	-	-	0	0	0	1	-	1	3.0	0	8.3	56
57 Congenital malformations (750-759)	-	-	-	0	0	0	2	1	1	6.0	4.7	8.3	57
58 Birth injuries, postnatal asphyxia and atelectasis (760-762)	-	-	-	0	0	0	1	1	-	3.0	4.7	0	58
59 Infection of the newborn (763-768)	1	-	1	18.5	0	62.5	1	-	1	3.0	0	8.3	59
60 Other diseases peculiar to early infancy, and immaturity unqualified (769-776)	-	-	-	0	0	0	7	1	6	20.9	4.7	49.6	60
61 Senility, without mention of psychosis (794)	-	-	-	0	0	0	-	-	-	0	0	0	61
62 Ill-defined and unknown causes (780-793, 795)	-	-	-	0	0	0	1	-	1	3.0	0	8.3	62
63 Motor vehicle accidents (E810-E835)	2	2	-	37.0	52.6	0	14	6	8	41.8	28.0	66.1	63
64 All other accidents (E800-E802, E840-E962)	1	1	-	18.5	26.3	0	6	4	2	17.9	18.7	16.5	64
65 Suicide (E963, E970-E979)	1	1	-	18.5	26.3	0	4	4	-	11.9	18.7	0	65
66 Homicide (E964, E980-E985)	1	-	1	18.5	0	62.5	5	-	5	14.9	0	41.3	66
67 All other diseases (residual)	4	2	2	74.1	52.6	125.0	38	25	12	113.4	121.5	99.2	67

TABLE XIII VITAL STATISTICS, BY COUNTY, BY RACE, GEORGIA, 1966

ITEM	LEE						LIBERTY						
	Number			Rate or Ratio *			Number			Rate or Ratio *			
	Total	White	Non-White	Total	White	Non-White	Total	White	Non-White	Total	White	Non-White	
1 Estimated population as of July 1	6,500	2,400	4,100				12,800	6,900	5,900				1
LIVE BIRTHS													
2 Total	137	56	81	21.1	23.3	19.8	272	121	151	21.3	17.5	25.6	2
3 Delivered in hospital	97	56	41	70.8%	100.0%	50.6%	234	120	114	86.0%	99.2%	75.5%	3
4 Delivered in home by physician	4	—	4	2.9%	0%	4.9%	1	—	1	0.4%	0%	0.7%	4
5 Delivered in home by midwife	36	—	36	26.3%	0%	44.4%	37	1	36	13.6%	0.8%	23.8%	5
6 Other deliveries	—	—	—	0%	0%	0%	—	—	—	0%	0%	0%	6
7 Immature births	3	—	3	21.9	0	37.0	30	12	18	110.3	99.2	119.2	7
8 Live births to unwed mothers	29	4	25	211.7	71.4	308.6	51	6	45	187.5	49.6	298.0	8
FETAL DEATHS													
9 Total	5	1	4	36.5	17.9	49.4	14	10	4	51.5	82.6	26.5	9
10 Under 20 weeks gestation	—	—	—	0	0	0	9	6	3	33.1	49.6	19.9	10
11 20-27 weeks gestation	1	—	1	7.3	0	12.3	2	2	—	7.4	16.5	0	11
12 28 weeks and more	4	1	3	29.2	17.9	37.0	3	2	1	11.0	16.5	6.6	12
13 Unknown length of gestation	—	—	—	0	0	0	—	—	—	0	0	0	13
DEATHS													
14 Total, all ages	52	21	31	800.0	875.0	756.1	106	43	63	828.1	623.2	1067.8	14
15 Under 1 year	5	1	4	36.5	17.9	49.4	13	5	8	47.8	41.3	53.0	15
16 Under 28 days	2	1	1	14.6	17.9	12.3	7	3	4	25.7	24.8	26.5	16
17 Deaths from immaturity	—	—	—	0	0	0	1	1	—	3.7	8.3	0	17
18 1-4 years **	2	—	2	—	—	—	2	1	1	—	—	—	18
19 Maternal deaths	—	—	—	0	0	0	1	—	1	36.8	0	66.2	19
CAUSE OF DEATH													
20 Tuberculosis, all forms (001-019)	—	—	—	0	0	0	—	—	—	0	0	0	20
21 Syphilis and its sequelae (020-029)	—	—	—	0	0	0	—	—	—	0	0	0	21
22 Typhoid fever (040)	—	—	—	0	0	0	—	—	—	0	0	0	22
23 Dysentery, all forms (045-048)	—	—	—	0	0	0	—	—	—	0	0	0	23
24 Scarlet fever (050)	—	—	—	0	0	0	—	—	—	0	0	0	24
25 Streptococcal sore throat (051)	—	—	—	0	0	0	—	—	—	0	0	0	25
26 Diphtheria (055)	1	—	1	15.4	0	24.4	—	—	—	0	0	0	26
27 Whooping cough (056)	—	—	—	0	0	0	—	—	—	0	0	0	27
28 Meningococcal infections (057)	—	—	—	0	0	0	—	—	—	0	0	0	28
29 Acute poliomyelitis (080)	—	—	—	0	0	0	—	—	—	0	0	0	29
30 Acute infectious encephalitis (082)	—	—	—	0	0	0	—	—	—	0	0	0	30
31 Smallpox (084)	—	—	—	0	0	0	—	—	—	0	0	0	31
32 Measles (085)	—	—	—	0	0	0	—	—	—	0	0	0	32
33 Typhus and other rickettsial diseases (100-103, 105-108)	—	—	—	0	0	0	—	—	—	0	0	0	33
34 Rocky Mountain spotted fever (104)	—	—	—	0	0	0	—	—	—	0	0	0	34
35 Malaria (110-117)	—	—	—	0	0	0	—	—	—	0	0	0	35
36 All other diseases classified as infective and parasitic (030-039, 041-044, 049, 052-054, 059-074, 081, 083, 086-096, 120-138)	—	—	—	0	0	0	—	—	—	0	0	0	36
37 Malignant neoplasms, including neoplasms of lymphatic and haematopoietic tissues (140-205)	3	2	1	46.2	83.3	24.4	11	7	4	85.9	101.4	67.8	37
38 Benign and unspecified neoplasms (210-239)	1	—	1	15.4	0	24.4	—	—	—	0	0	0	38
39 Diabetes mellitus (260)	2	1	1	30.8	41.7	24.4	2	1	1	15.5	14.5	16.9	39
40 Pellagra (281)	—	—	—	0	0	0	—	—	—	0	0	0	40
41 Anemias (290-293)	—	—	—	0	0	0	—	—	—	0	0	0	41
42 Vascular lesions affecting central nervous system (330-334)	8	2	6	123.1	83.3	146.3	19	5	14	148.4	72.5	237.3	42
43 Nonmeningococcal meningitis (340)	—	—	—	0	0	0	—	—	—	0	0	0	43
44 Rheumatic fever (400-402)	—	—	—	0	0	0	—	—	—	0	0	0	44
45 Heart diseases (410-443)	12	5	7	184.6	208.3	170.7	28	10	18	218.8	144.9	305.1	45
46 Hypertension without mention of heart (444-447)	—	—	—	0	0	0	—	—	—	0	0	0	46
47 Influenza and pneumonia (480-483, 490-493)	5	1	4	76.9	41.7	97.6	—	—	—	0	0	0	47
48 Bronchitis (500-502)	—	—	—	0	0	0	—	—	—	0	0	0	48
49 Ulcer of stomach and duodenum (540, 541)	1	1	—	15.4	41.7	0	—	—	—	0	0	0	49
50 Appendicitis (550-553)	—	—	—	0	0	0	—	—	—	0	0	0	50
51 Intestinal obstruction and hernia (560, 561, 570)	—	—	—	0	0	0	—	—	—	0	0	0	51
52 Gastritis, duodenitis, enteritis and colitis (except diarrhea of the newborn) (543, 571, 572)	1	1	—	15.4	41.7	0	1	—	1	7.8	0	16.9	52
53 Cirrhosis of liver (581)	—	—	—	0	0	0	2	1	1	15.6	14.5	16.9	53
54 Nephritis and nephrosis (590-594)	3	1	2	46.2	41.7	48.8	2	—	2	15.6	0	33.9	54
55 Hyperplasia of prostate (610)	—	—	—	0	0	0	1	1	—	7.8	14.5	0	55
56 Complications of pregnancy, childbirth and the puerperium (640-652, 670-689)	—	—	—	0	0	0	1	—	1	7.8	0	16.9	56
57 Congenital malformations (750-759)	—	—	—	0	0	0	2	2	—	15.6	29.0	0	57
58 Birth injuries, postnatal asphyxia and atelectasis (760-762)	—	—	—	0	0	0	3	2	1	23.4	29.0	16.9	58
59 Infection of the newborn (763-768)	1	—	1	15.4	0	24.4	1	—	1	7.8	0	16.9	59
60 Other diseases peculiar to early infancy, and immaturity unqualified (769-776)	1	1	—	15.4	41.7	0	2	1	1	15.6	14.5	16.9	60
61 Senility, without mention of psychosis (794)	—	—	—	0	0	0	—	—	—	0	0	0	61
62 Ill-defined and unknown causes (780-793, 795)	1	—	1	15.4	0	24.4	1	—	1	7.8	0	16.9	62
63 Motor vehicle accidents (E810-E835)	5	3	2	76.9	125.0	48.8	5	3	2	39.1	43.5	33.9	63
64 All other accidents (E800-E802, E840-E962)	2	1	1	30.8	41.7	24.4	7	4	3	54.7	58.0	50.8	64
65 Suicide (E963, E970-E979)	—	—	—	0	0	0	3	2	1	23.4	29.0	16.9	65
66 Homicide (E964, E980-E985)	—	—	—	0	0	0	3	—	3	23.4	0	50.8	66
67 All other diseases (residual)	5	2	3	76.9	83.3	73.2	6	3	3	46.9	43.5	50.8	67

TABLE XIII VITAL STATISTICS, BY COUNTY, BY RACE, GEORGIA, 1966

ITEM	LINCOLN						LONG					
	Number			Rate or Ratio *			Number			Rate or Ratio *		
	Total	White	Non-White	Total	White	Non-White	Total	White	Non-White	Total	White	Non-White
1 Estimated population as of July 1	5,900	3,000	2,900				4,000	2,700	1,300			
LIVE BIRTHS												
2 Total	123	39	84	20.8	13.0	29.0	49	26	23	12.3	9.6	17.7
3 Delivered in hospital	77	36	41	62.6%	92.3%	48.8%	45	25	20	91.8%	96.2%	87.0%
4 Delivered in home by physician	45	3	42	36.6%	7.7%	50.0%	3	1	2	6.1%	3.8%	8.7%
5 Delivered in home by midwife	1	—	1	0.8%	0%	1.2%	1	—	1	2.0%	0%	4.3%
6 Other deliveries	—	—	—	0%	0%	0%	—	—	—	0%	0%	0%
7 Immature births	19	2	17	154.5	51.3	202.4	—	—	—	0	0	0
8 Live births to unwed mothers	16	—	16	130.1	0	190.5	4	2	2	81.6	76.9	87.0
FETAL DEATHS												
9 Total	2	1	1	16.3	25.6	11.9	1	—	1	20.4	0	43.5
10 Under 20 weeks gestation	—	—	—	0	0	0	1	—	1	20.4	0	43.5
11 20-27 weeks gestation	—	—	—	0	0	0	—	—	—	0	0	0
12 28 weeks and more	2	1	1	16.3	25.6	11.9	—	—	—	0	0	0
13 Unknown length of gestation	—	—	—	0	0	0	—	—	—	0	0	0
DEATHS												
14 Total, all ages	53	30	23	898.3	1000.0	793.1	41	22	19	1025.0	814.8	1461.5
15 Under 1 year	4	—	4	32.5	0	47.6	—	—	—	0	0	0
16 Under 28 days	1	—	1	8.1	0	11.9	—	—	—	0	0	0
17 Deaths from immaturity	1	—	1	8.1	0	11.9	—	—	—	0	0	0
18 1-4 years **	—	—	—	—	—	—	1	—	1	—	—	—
19 Maternal deaths	—	—	—	0	0	0	—	—	—	0	0	0
CAUSE OF DEATH												
20 Tuberculosis, all forms (001-019)	—	—	—	0	0	0	1	—	1	25.0	0	76.9
21 Syphilis and its sequelae (020-029)	—	—	—	0	0	0	—	—	—	0	0	0
22 Typhoid fever (040)	—	—	—	0	0	0	—	—	—	0	0	0
23 Dysentery, all forms (045-048)	—	—	—	0	0	0	—	—	—	0	0	0
24 Scarlet fever (050)	—	—	—	0	0	0	—	—	—	0	0	0
25 Streptococcal sore throat (051)	—	—	—	0	0	0	—	—	—	0	0	0
26 Diphtheria (055)	—	—	—	0	0	0	—	—	—	0	0	0
27 Whooping cough (056)	—	—	—	0	0	0	—	—	—	0	0	0
28 Meningococcal infections (057)	—	—	—	0	0	0	—	—	—	0	0	0
29 Acute poliomyelitis (080)	—	—	—	0	0	0	—	—	—	0	0	0
30 Acute infectious encephalitis (082)	—	—	—	0	0	0	—	—	—	0	0	0
31 Smallpox (084)	—	—	—	0	0	0	—	—	—	0	0	0
32 Measles (085)	—	—	—	0	0	0	—	—	—	0	0	0
33 Typhus and other rickettsial diseases (100-103, 105-108)	—	—	—	0	0	0	—	—	—	0	0	0
34 Rocky Mountain spotted fever (104)	—	—	—	0	0	0	—	—	—	0	0	0
35 Malaria (110-117)	—	—	—	0	0	0	—	—	—	0	0	0
36 All other diseases classified as infective and parasitic (030-039, 041-044, 049, 052-054, 059-074, 081, 083, 086-096, 120-138)	1	—	1	16.9	0	34.5	—	—	—	0	0	0
37 Malignant neoplasms, including neoplasms of lymphatic and haematopoietic tissues (140-205)	10	7	3	169.5	233.3	103.4	4	3	1	100.0	111.1	76.9
38 Benign and unspecified neoplasms (210-239)	—	—	—	0	0	0	—	—	—	0	0	0
39 Diabetes mellitus (260)	—	—	—	0	0	0	2	—	2	50.0	0	153.8
40 Pellagra (281)	—	—	—	0	0	0	—	—	—	0	0	0
41 Anemias (290-293)	1	1	—	16.9	33.3	0	—	—	—	0	0	0
42 Vascular lesions affecting central nervous system (330-334)	7	3	4	118.6	100.0	137.9	3	1	2	75.0	37.0	153.8
43 Nonmeningococcal meningitis (340)	—	—	—	0	0	0	—	—	—	0	0	0
44 Rheumatic fever (400-402)	—	—	—	0	0	0	—	—	—	0	0	0
45 Heart diseases (410-443)	17	13	4	288.1	433.3	137.9	16	8	8	400.0	296.3	615.4
46 Hypertension without mention of heart (444-447)	—	—	—	0	0	0	—	—	—	0	0	0
47 Influenza and pneumonia (480-483, 490-493)	1	—	1	16.9	0	34.5	—	—	—	0	0	0
48 Bronchitis (500-502)	—	—	—	0	0	0	1	1	—	25.0	37.0	0
49 Ulcer of stomach and duodenum (540, 541)	—	—	—	0	0	0	—	—	—	0	0	0
50 Appendicitis (550-553)	—	—	—	0	0	0	—	—	—	0	0	0
51 Intestinal obstruction and hernia (560, 561, 570)	—	—	—	0	0	0	—	—	—	0	0	0
52 Gastritis, duodenitis, enteritis and colitis (except diarrhea of the newborn) (543, 571, 572)	1	—	1	16.9	0	34.5	1	1	—	25.0	37.0	0
53 Cirrhosis of liver (581)	—	—	—	0	0	0	—	—	—	0	0	0
54 Nephritis and nephrosis (590-594)	—	—	—	0	0	0	—	—	—	0	0	0
55 Hyperplasia of prostate (610)	2	1	1	33.9	33.3	34.5	—	—	—	0	0	0
56 Complications of pregnancy, childbirth and the puerperium (640-652, 670-689)	—	—	—	0	0	0	—	—	—	0	0	0
57 Congenital malformations (750-759)	1	1	—	16.9	33.3	0	—	—	—	0	0	0
58 Birth injuries, postnatal asphyxia and atelectasis (760-762)	—	—	—	0	0	0	—	—	—	0	0	0
59 Infection of the newborn (763-768)	—	—	—	0	0	0	—	—	—	0	0	0
60 Other diseases peculiar to early infancy, and immaturity unqualified (769-776)	1	—	1	16.9	0	34.5	—	—	—	0	0	0
61 Senility, without mention of psychosis (794)	1	1	—	16.9	33.3	0	—	—	—	0	0	0
62 Ill-defined and unknown causes (780-793, 795)	2	—	2	33.9	0	69.0	—	—	—	0	0	0
63 Motor vehicle accidents (E810-E835)	3	2	1	50.8	66.7	34.5	3	2	1	75.0	74.1	76.9
64 All other accidents (E800-E802, E840-E962)	—	—	—	0	0	0	1	1	—	25.0	37.0	0
65 Suicide (E963, E970-E979)	—	—	—	0	0	0	—	—	—	0	0	0
66 Homicide (E964, E980-E985)	—	—	—	0	0	0	1	—	1	25.0	0	76.9
67 All other diseases (residual)	5	1	4	84.7	33.3	137.9	4	3	1	100.0	111.1	76.9

TABLE XIII VITAL STATISTICS, BY COUNTY, BY RACE, GEORGIA, 1966

ITEM	LOWNDES						LUMPKIN					
	Number			Rate or Ratio *			Number			Rate or Ratio *		
	Total	White	Non-White	Total	White	Non-White	Total	White	Non-White	Total	White	Non-White
1 Estimated population as of July 1	48,800	31,800	17,000				7,600	7,500	100			
LIVE BIRTHS												
2 Total	1,228	803	425	25.2	25.3	25.0	124	123	1	16.3	16.4	10.0
3 Delivered in hospital	1,105	798	307	90.0%	99.4%	72.2%	113	113	-	91.1%	91.9%	0%
4 Delivered in home by physician	3	1	2	0.2%	0.1%	0.5%	11	10	1	8.9%	8.1%	100.0%
5 Delivered in home by midwife	119	4	115	9.7%	0.5%	27.1%	-	-	-	0%	0%	0%
6 Other deliveries	1	-	1	0.1%	0%	0.2%	-	-	-	0%	0%	0%
7 Immature births	105	51	54	85.5	63.5	127.1	7	6	1	56.5	48.8	1000.0
8 Live births to unwed mothers	92	22	70	74.9	27.4	164.7	4	4	-	32.3	32.5	0
FETAL DEATHS												
9 Total	49	20	29	39.9	24.9	68.2	-	-	-	0	0	0
10 Under 20 weeks gestation	22	10	12	17.9	12.5	28.2	-	-	-	0	0	0
11 20-27 weeks gestation	6	2	4	4.9	2.5	9.4	-	-	-	0	0	0
12 28 weeks and more	18	7	11	14.7	8.7	25.9	-	-	-	0	0	0
13 Unknown length of gestation	3	1	2	2.4	1.2	4.7	-	-	-	0	0	0
DEATHS												
14 Total, all ages	425	258	167	870.9	811.3	982.4	59	56	3	776.3	746.7	3000.0
15 Under 1 year	22	10	12	17.9	12.5	28.2	2	2	-	16.1	16.3	0
16 Under 28 days	12	8	4	9.8	10.0	9.4	2	2	-	16.1	16.3	0
17 Deaths from immaturity	6	4	2	4.9	5.0	4.7	-	-	-	0	0	0
18 1-4 years **	8	2	6	-	-	-	2	2	-	0	0	0
19 Maternal deaths	-	-	-	0	0	0	-	-	-	0	0	0
CAUSE OF DEATH												
20 Tuberculosis, all forms (001-019)	1	-	1	2.0	0	5.9	-	-	-	0	0	0
21 Syphilis and its sequelae (020-029)	1	-	1	2.0	0	5.9	-	-	-	0	0	0
22 Typhoid fever (040)	-	-	-	0	0	0	-	-	-	0	0	0
23 Dysentery, all forms (045-046)	-	-	-	0	0	0	-	-	-	0	0	0
24 Scarlet fever (050)	-	-	-	0	0	0	-	-	-	0	0	0
25 Streptococcal sore throat (051)	-	-	-	0	0	0	-	-	-	0	0	0
26 Diphtheria (055)	-	-	-	0	0	0	-	-	-	0	0	0
27 Whooping cough (056)	-	-	-	0	0	0	-	-	-	0	0	0
28 Meningococcal infections (057)	1	-	1	2.0	0	5.9	-	-	-	0	0	0
29 Acute poliomyelitis (080)	-	-	-	0	0	0	-	-	-	0	0	0
30 Acute infectious encephalitis (082)	1	-	1	2.0	0	5.9	-	-	-	0	0	0
31 Smallpox (084)	-	-	-	0	0	0	-	-	-	0	0	0
32 Measles (085)	-	-	-	0	0	0	-	-	-	0	0	0
33 Typhus and other rickettsial diseases (100-103, 105-108)	-	-	-	0	0	0	-	-	-	0	0	0
34 Rocky Mountain spotted fever (104)	-	-	-	0	0	0	-	-	-	0	0	0
35 Malaria (110-117)	-	-	-	0	0	0	-	-	-	0	0	0
36 All other diseases classified as infective and parasitic (030-039, 041-044, 049, 052-054, 059-074, 081, 083, 086-096, 120-138)	1	-	1	2.0	0	5.9	-	-	-	0	0	0
37 Malignant neoplasms, including neoplasms of lymphatic and haematopoietic tissues (140-205)	63	43	20	129.1	135.2	117.6	12	10	2	157.9	133.3	2000.0
38 Benign and unspecified neoplasms (210-239)	1	1	-	2.0	3.1	0	-	-	-	0	0	0
39 Diabetes mellitus (260)	5	4	1	10.2	12.6	5.9	-	-	-	0	0	0
40 Pellagra (281)	-	-	-	0	0	0	-	-	-	0	0	0
41 Anemias (290-293)	-	-	-	0	0	0	-	-	-	0	0	0
42 Vascular lesions affecting central nervous system (330-334)	55	23	32	112.7	72.3	188.2	7	6	1	92.1	80.0	1000.0
43 Nonmeningococcal meningitis (340)	1	1	-	2.0	3.1	0	-	-	-	0	0	0
44 Rheumatic fever (400-402)	1	1	-	2.0	3.1	0	-	-	-	0	0	0
45 Heart diseases (410-443)	161	116	45	329.9	364.8	264.7	24	24	-	315.8	320.0	0
46 Hypertension without mention of heart (444-447)	9	2	7	18.4	6.3	41.2	-	-	-	0	0	0
47 Influenza and pneumonia (480-483, 490-493)	13	4	9	26.6	12.6	52.9	-	-	-	0	0	0
48 Bronchitis (500-502)	-	-	-	0	0	0	-	-	-	0	0	0
49 Ulcer of stomach and duodenum (540, 541)	1	1	-	2.0	3.1	0	-	-	-	0	0	0
50 Appendicitis (550-553)	2	1	1	4.1	3.1	5.9	-	-	-	0	0	0
51 Intestinal obstruction and hernia (560, 561, 570)	1	-	1	2.0	0	5.9	1	1	-	13.2	13.3	0
52 Gastritis, duodenitis, enteritis and colitis (except diarrhea of the newborn) (543, 571, 572)	-	-	-	0	0	0	-	-	-	0	0	0
53 Cirrhosis of liver (581)	3	2	1	6.1	6.3	5.9	1	1	-	13.2	13.3	0
54 Nephritis and nephrosis (590-594)	3	1	2	6.1	3.1	11.8	-	-	-	0	0	0
55 Hyperplasia of prostate (610)	1	1	-	2.0	3.1	0	-	-	-	0	0	0
56 Complications of pregnancy, childbirth and the puerperium (640-652, 670-689)	-	-	-	0	0	0	-	-	-	0	0	0
57 Congenital malformations (750-759)	6	4	2	12.3	12.6	11.8	-	-	-	0	0	0
58 Birth injuries, postnatal asphyxia and atelectasis (760-762)	1	1	-	2.0	3.1	0	1	1	-	13.2	13.3	0
59 Infection of the newborn (763-768)	-	-	-	0	0	0	-	-	-	0	0	0
60 Other diseases peculiar to early infancy, and immaturity unqualified (769-776)	9	5	4	18.4	15.7	23.5	1	1	-	13.2	13.3	0
61 Senility, without mention of psychosis (794)	3	-	3	6.1	0	17.6	-	-	-	0	0	0
62 Ill-defined and unknown causes (780-793, 795)	22	2	20	45.1	6.3	117.6	-	-	-	0	0	0
63 Motor vehicle accidents (E810-E835)	15	13	2	30.7	40.9	11.8	2	2	-	26.3	26.7	0
64 All other accidents (E800-E802, E840-E962)	11	7	4	22.5	22.0	23.5	3	3	-	39.5	40.0	0
65 Suicide (E963, E970-E979)	6	5	1	12.3	15.7	5.9	-	-	-	0	0	0
66 Homicide (E964, E980-E985)	1	-	1	2.0	0	5.9	3	3	-	39.5	40.0	0
67 All other diseases (residual)	26	20	6	53.3	62.9	35.3	2	2	-	26.3	26.7	0

TABLE XIII VITAL STATISTICS, BY COUNTY, BY RACE, GEORGIA, 1966

ITEM	MACON						MADISON					
	Number			Rate or Ratio *			Number			Rate or Ratio *		
	Total	White	Non-White	Total	White	Non-White	Total	White	Non-White	Total	White	Non-White
1 Estimated population as of July 1	13,500	4,900	8,600				11,600	9,400	2,200			
LIVE BIRTHS												
2 Total	319	98	221	23.6	20.0	25.7	250	175	75	21.6	18.6	34.1
3 Delivered in hospital	227	97	130	71.2	99.0	58.8	247	173	74	98.8	98.9	98.7
4 Delivered in home by physician	3	—	3	0.9	0	1.4	2	1	1	0.8	0.6	1.3
5 Delivered in home by midwife	89	1	88	27.9	1.0	39.8	1	1	—	0.4	0.6	0
6 Other deliveries	—	—	—	0	0	0	—	—	—	0	0	0
7 Immature births	33	9	24	103.4	91.8	108.6	32	19	13	128.0	108.6	173.3
8 Live births to unwed mothers	82	4	78	257.1	40.8	352.9	18	4	14	72.0	22.9	186.7
FETAL DEATHS												
9 Total	4	—	4	12.5	0	18.1	5	3	2	20.0	17.1	26.7
10 Under 20 weeks gestation	1	—	1	3.1	0	4.5	—	—	—	0	0	0
11 20-27 weeks gestation	1	—	1	3.1	0	4.5	—	—	—	0	0	0
12 28 weeks and more	2	—	2	6.3	0	9.0	5	3	2	20.0	17.1	26.7
13 Unknown length of gestation	—	—	—	0	0	0	—	—	—	0	0	0
DEATHS												
14 Total, all ages	142	58	84	1051.9	1183.7	976.7	133	122	11	1146.6	1297.9	500.0
15 Under 1 year	8	—	8	25.1	0	36.2	8	5	3	32.0	28.6	40.0
16 Under 28 days	2	—	2	6.3	0	9.0	2	1	1	8.0	5.7	13.3
17 Deaths from immaturity	—	—	—	0	0	0	1	1	—	4.0	5.7	0
18 1-4 years * *	1	—	1	—	0	0	2	2	—	—	—	0
19 Maternal deaths	—	—	—	0	0	0	—	—	—	0	0	0
CAUSE OF DEATH												
20 Tuberculosis, all forms (001-019)	—	—	—	0	0	0	—	—	—	0	0	0
21 Syphilis and its sequelae (020-029)	—	—	—	0	0	0	—	—	—	0	0	0
22 Typhoid fever (040)	—	—	—	0	0	0	—	—	—	0	0	0
23 Dysentery, all forms (045-048)	—	—	—	0	0	0	—	—	—	0	0	0
24 Scarlet fever (050)	—	—	—	0	0	0	—	—	—	0	0	0
25 Streptococcal sore throat (051)	—	—	—	0	0	0	—	—	—	0	0	0
26 Diphtheria (055)	—	—	—	0	0	0	—	—	—	0	0	0
27 Whooping cough (056)	—	—	—	0	0	0	—	—	—	0	0	0
28 Meningococcal infections (057)	—	—	—	0	0	0	—	—	—	0	0	0
29 Acute poliomyelitis (080)	—	—	—	0	0	0	—	—	—	0	0	0
30 Acute infectious encephalitis (082)	—	—	—	0	0	0	—	—	—	0	0	0
31 Smallpox (084)	—	—	—	0	0	0	—	—	—	0	0	0
32 Measles (085)	—	—	—	0	0	0	—	—	—	0	0	0
33 Typhus and other rickettsial diseases (100-103, 105-108)	—	—	—	0	0	0	—	—	—	0	0	0
34 Rocky Mountain spotted fever (104)	—	—	—	0	0	0	—	—	—	0	0	0
35 Malaria (110-117)	—	—	—	0	0	0	—	—	—	0	0	0
36 All other diseases classified as infective and parasitic (030-039, 041-044, 049, 052-054, 059-074, 081, 083, 086-096, 120-138)	1	—	1	7.4	0	11.6	—	—	—	0	0	0
37 Malignant neoplasms, including neoplasms of lymphatic and haematopoietic tissues (140-205)	16	10	6	118.5	204.1	69.8	18	17	1	155.2	180.9	45.5
38 Benign and unspecified neoplasms (210-239)	—	—	—	0	0	0	—	—	—	0	0	0
39 Diabetes mellitus (260)	—	—	—	0	0	0	1	1	—	8.6	10.6	0
40 Pellagra (281)	—	—	—	0	0	0	—	—	—	0	0	0
41 Anemias (290-293)	—	—	—	0	0	0	—	—	—	0	0	0
42 Vascular lesions affecting central nervous system (330-334)	19	4	15	140.7	81.6	174.4	23	20	3	198.3	212.8	136.4
43 Nonmeningococcal meningitis (340)	—	—	—	0	0	0	—	—	—	0	0	0
44 Rheumatic fever (400-402)	—	—	—	0	0	0	—	—	—	0	0	0
45 Heart diseases (410-443)	67	33	34	496.3	673.5	395.3	45	44	1	387.9	468.1	45.5
46 Hypertension without mention of heart (444-447)	4	—	4	29.6	0	46.5	—	—	—	0	0	0
47 Influenza and pneumonia (480-483, 490-493)	3	—	3	22.2	0	34.9	1	—	1	8.6	0	45.5
48 Bronchitis (500-502)	—	—	—	0	0	0	1	1	—	8.6	10.6	0
49 Ulcer of stomach and duodenum (540, 541)	—	—	—	0	0	0	1	1	—	8.6	10.6	0
50 Appendicitis (550-553)	1	—	1	7.4	0	11.6	—	—	—	0	0	0
51 Intestinal obstruction and hernia (560, 561, 570)	1	—	1	7.4	0	11.6	2	2	—	17.2	21.3	0
52 Gastritis, duodenitis, enteritis and colitis (except diarrhea of the newborn) (543, 571, 572)	1	—	1	7.4	0	11.6	—	—	—	0	0	0
53 Cirrhosis of liver (581)	—	—	—	0	0	0	2	2	—	17.2	21.3	0
54 Nephritis and nephrosis (590-594)	2	—	2	14.8	0	23.3	1	1	—	8.6	10.6	0
55 Hyperplasia of prostate (610)	—	—	—	0	0	0	—	—	—	0	0	0
56 Complications of pregnancy, childbirth and the puerperium (640-652, 670-689)	—	—	—	0	0	0	—	—	—	0	0	0
57 Congenital malformations (750-759)	—	—	—	0	0	0	1	1	—	8.6	10.6	0
58 Birth injuries, postnatal asphyxia and atelectasis (760-762)	2	—	2	14.8	0	23.3	1	—	1	8.6	0	45.5
59 Infection of the newborn (763-768)	—	—	—	0	0	0	—	—	—	0	0	0
60 Other diseases peculiar to early infancy, and immaturity unqualified (769-776)	1	—	1	7.4	0	11.6	3	2	1	25.9	21.3	45.5
61 Senility, without mention of psychosis (794)	—	—	—	0	0	0	—	—	—	0	0	0
62 Ill-defined and unknown causes (780-793, 795)	3	—	3	22.2	0	34.9	—	—	—	0	0	0
63 Motor vehicle accidents (E810-E835)	6	5	1	44.4	102.0	11.6	8	8	—	69.0	85.1	0
64 All other accidents (E800-E802, E840-E962)	5	1	4	37.0	20.4	46.5	5	5	—	43.1	53.2	0
65 Suicide (E963, E970-E979)	1	—	1	7.4	0	0	2	2	—	17.2	21.3	0
66 Homicide (E964, E980-E985)	—	—	—	0	0	0	3	2	1	25.9	21.3	45.5
67 All other diseases (residual)	9	4	5	66.7	81.6	58.1	6	5	1	51.7	53.2	45.5

TABLE XIII VITAL STATISTICS, BY COUNTY, BY RACE, GEORGIA, 1966

ITEM	MARION						MCDUFFIE						
	Number			Rate or Ratio *			Number			Rate or Ratio *			
	Total	White	Non-White	Total	White	Non-White	Total	White	Non-White	Total	White	Non-White	
1 Estimated population as of July 1	5,600	2,200	3,400				13,300	7,600	5,700				1
LIVE BIRTHS													
2 Total	122	48	74	21.8	21.8	21.8	318	149	169	23.9	19.6	29.6	2
3 Delivered in hospital	58	41	17	47.5%	85.4%	23.0%	306	148	158	96.2%	99.3%	93.5%	3
4 Delivered in home by physician	22	7	15	18.0%	14.6%	20.3%	7	1	6	2.2%	0.7%	3.6%	4
5 Delivered in home by midwife	42	—	42	34.4%	0%	56.8%	5	—	5	1.6%	0%	3.0%	5
6 Other deliveries	—	—	—	0%	0%	0%	—	—	—	0%	0%	0%	6
7 Immature births	14	4	10	114.8	83.3	135.1	45	11	34	141.5	73.8	201.2	7
8 Live births to unwed mothers	21	2	19	172.1	41.7	256.8	60	3	57	188.7	20.1	337.3	8
FETAL DEATHS													
9 Total	4	—	4	32.8	0	54.1	21	12	9	66.0	80.5	53.3	9
10 Under 20 weeks gestation	—	—	—	0	0	0	14	7	7	44.0	47.0	41.4	10
11 20-27 weeks gestation	1	—	1	8.2	0	13.5	2	2	—	6.3	13.4	0	11
12 28 weeks and more	3	—	3	24.6	0	40.5	4	2	2	12.6	13.4	11.8	12
13 Unknown length of gestation	—	—	—	0	0	0	1	1	—	3.1	6.7	0	13
DEATHS													
14 Total, all ages	57	25	32	1017.9	136.4	941.2	123	72	51	924.8	947.4	894.7	14
15 Under 1 year	7	1	6	57.4	20.8	81.1	13	1	12	40.9	6.7	71.0	15
16 Under 28 days	7	1	6	57.4	20.8	81.1	9	—	9	28.3	0	53.3	16
17 Deaths from immaturity	3	1	2	24.6	20.8	27.0	2	—	2	6.3	0	11.8	17
18 1-4 years **	1	1	—	—	—	—	1	1	—	—	—	—	18
19 Maternal deaths	—	—	—	0	0	0	—	—	—	0	0	0	19
CAUSE OF DEATH													
20 Tuberculosis, all forms (001-019)	—	—	—	0	0	0	—	—	—	0	0	0	20
21 Syphilis and its sequelae (020-029)	—	—	—	0	0	0	—	—	—	0	0	0	21
22 Typhoid fever (040)	—	—	—	0	0	0	—	—	—	0	0	0	22
23 Dysentery, all forms (045-048)	—	—	—	0	0	0	—	—	—	0	0	0	23
24 Scarlet fever (050)	—	—	—	0	0	0	—	—	—	0	0	0	24
25 Streptococcal sore throat (051)	—	—	—	0	0	0	—	—	—	0	0	0	25
26 Diphtheria (055)	—	—	—	0	0	0	—	—	—	0	0	0	26
27 Whooping cough (056)	1	1	—	17.9	45.5	0	—	—	—	0	0	0	27
28 Meningococcal infections (057)	—	—	—	0	0	0	—	—	—	0	0	0	28
29 Acute poliomyelitis (080)	—	—	—	0	0	0	—	—	—	0	0	0	29
30 Acute infectious encephalitis (082)	—	—	—	0	0	0	—	—	—	0	0	0	30
31 Smallpox (084)	—	—	—	0	0	0	—	—	—	0	0	0	31
32 Measles (085)	—	—	—	0	0	0	—	—	—	0	0	0	32
33 Typhus and other rickettsial diseases (100-103, 105-108)	—	—	—	0	0	0	—	—	—	0	0	0	33
34 Rocky Mountain spotted fever (104)	—	—	—	0	0	0	—	—	—	0	0	0	34
35 Malaria (110-117)	—	—	—	0	0	0	—	—	—	0	0	0	35
36 All other diseases classified as infective and parasitic (030-039, 041-044, 049, 052-054, 059-074, 081, 083, 086-096, 120-138)	—	—	—	0	0	0	1	1	—	7.5	13.2	0	36
37 Malignant neoplasms, including neoplasms of lymphatic and haematopoietic tissues (140-205)	7	4	3	125.0	181.8	88.2	17	8	9	127.8	105.3	157.9	37
38 Benign and unspecified neoplasms (210-239)	—	—	—	0	0	0	—	—	—	0	0	0	38
39 Diabetes mellitus (260)	1	1	—	17.9	45.5	0	1	1	—	7.5	13.2	0	39
40 Pellagra (281)	—	—	—	0	0	0	—	—	—	0	0	0	40
41 Anemias (290-293)	1	—	1	17.9	0	29.4	—	—	—	0	0	0	41
42 Vascular lesions affecting central nervous system (330-334)	7	3	4	125.0	136.4	117.6	25	16	9	188.0	210.5	157.9	42
43 Nonmeningococcal meningitis (340)	—	—	—	0	0	0	—	—	—	0	0	0	43
44 Rheumatic fever (400-402)	—	—	—	0	0	0	—	—	—	0	0	0	44
45 Heart diseases (410-443)	13	8	5	232.1	363.6	147.1	32	23	9	240.6	302.6	157.9	45
46 Hypertension without mention of heart (444-447)	—	—	—	0	0	0	1	—	1	7.5	0	17.5	46
47 Influenza and pneumonia (480-483, 490-493)	2	1	1	35.7	45.5	29.4	—	—	—	0	0	0	47
48 Bronchitis (500-502)	—	—	—	0	0	0	—	—	—	0	0	0	48
49 Ulcer of stomach and duodenum (540, 541)	—	—	—	0	0	0	—	—	—	0	0	0	49
50 Appendicitis (550-553)	—	—	—	0	0	0	—	—	—	0	0	0	50
51 Intestinal obstruction and hernia (560, 561, 570)	—	—	—	0	0	0	—	—	—	0	0	0	51
52 Gastritis, duodenitis, enteritis and colitis (except diarrhea of the newborn) (543, 571, 572)	—	—	—	0	0	0	2	1	1	15.0	13.2	17.5	52
53 Cirrhosis of liver (581)	—	—	—	0	0	0	1	1	—	7.5	13.2	0	53
54 Nephritis and nephrosis (590-594)	—	—	—	0	0	0	2	1	1	15.0	13.2	17.5	54
55 Hyperplasia of prostate (610)	1	1	—	17.9	45.5	0	—	—	—	0	0	0	55
56 Complications of pregnancy, childbirth and the puerperium (640-652, 670-689)	—	—	—	0	0	0	—	—	—	0	0	0	56
57 Congenital malformations (750-759)	—	—	—	0	0	0	1	—	1	7.5	0	17.5	57
58 Birth injuries, postnatal asphyxia and atelectasis (760-762)	1	—	1	17.9	0	29.4	5	—	5	37.6	0	87.7	58
59 Infection of the newborn (763-768)	2	—	2	35.7	0	58.8	—	—	—	0	0	0	59
60 Other diseases peculiar to early infancy, and immaturity unqualified (769-776)	4	1	3	71.4	45.5	88.2	2	—	2	15.0	0	35.1	60
61 Senility, without mention of psychosis (794)	1	—	1	17.9	0	29.4	—	—	—	0	0	0	61
62 Ill-defined and unknown causes (780-793, 795)	4	1	3	71.4	45.5	88.2	6	3	3	45.1	39.5	52.6	62
63 Motor vehicle accidents (E810-E835)	1	—	1	17.9	0	29.4	6	4	2	45.1	52.6	35.1	63
64 All other accidents (E800-E802, E840-E962)	2	1	1	35.7	45.5	29.4	6	4	2	45.1	52.6	35.1	64
65 Suicide (E963, E970-E979)	—	—	—	0	0	0	4	3	1	30.1	39.5	17.5	65
66 Homicide (E964, E980-E985)	1	—	1	17.9	0	29.4	1	—	1	7.5	0	17.5	66
67 All other diseases (residual)	8	3	5	142.9	136.4	147.1	7	5	2	52.6	65.8	35.1	67

TABLE XIII VITAL STATISTICS, BY COUNTY, BY RACE, GEORGIA, 1966

ITEM	MCINTOSH						MERIWETHER						
	Number			Rate or Ratio *			Number			Rate or Ratio *			
	Total	White	Non-White	Total	White	Non-White	Total	White	Non-White	Total	White	Non-White	
1 Estimated population as of July 1	6,600	2,800	3,800				20,100	10,100	10,000				1
LIVE BIRTHS													
2 Total	121	33	88	18.3	11.8	23.2	373	135	238	18.6	13.4	23.8	2
3 Delivered in hospital	83	31	52	68.6%	93.9%	59.1%	221	132	89	59.2%	97.8%	37.4%	3
4 Delivered in home by physician	1	-	1	0.8%	0%	1.1%	11	2	9	2.9%	1.5%	3.8%	4
5 Delivered in home by midwife	37	2	35	30.6%	6.1%	39.8%	141	1	140	37.8%	0.7%	58.8%	5
6 Other deliveries	-	-	-	0%	0%	0%	-	-	-	0%	0%	0%	6
7 Immature births	9	3	6	74.4	90.9	68.2	29	8	21	77.7	59.3	88.2	7
8 Live births to unwed mothers	18	-	18	148.8	0	204.5	75	2	73	201.1	14.8	306.7	8
FETAL DEATHS													
9 Total	7	3	4	57.9	90.9	45.5	9	2	7	24.1	14.8	29.4	9
10 Under 20 weeks gestation	-	-	-	0	0	0	1	-	1	2.7	0	4.2	10
11 20-27 weeks gestation	2	1	1	16.5	30.3	11.4	3	-	3	8.0	0	12.6	11
12 28 weeks and more	4	2	2	33.1	60.6	22.7	3	1	2	8.0	7.4	8.4	12
13 Unknown length of gestation	1	-	1	8.3	0	11.4	2	1	1	5.4	7.4	4.2	13
DEATHS													
14 Total, all ages	78	31	47	1181.8	1107.1	1236.8	225	113	112	119.4	118.8	120.0	14
15 Under 1 year	3	-	3	24.8	0	34.1	18	6	12	48.3	44.4	50.4	15
16 Under 28 days	1	-	1	8.3	0	11.4	12	4	8	32.2	29.6	33.6	16
17 Deaths from immaturity	-	-	-	0	0	0	3	-	3	8.0	0	12.6	17
18 1-4 years * *	-	-	-	0	0	0	4	-	4	-	-	-	18
19 Maternal deaths	-	-	-	0	0	0	-	-	-	0	0	0	19
CAUSE OF DEATH													
20 Tuberculosis, all forms (001-019)	-	-	-	0	0	0	1	-	1	5.0	0	10.0	20
21 Syphilis and its sequelae (020-029)	1	-	1	15.2	0	26.3	-	-	-	0	0	0	21
22 Typhoid fever (040)	-	-	-	0	0	0	-	-	-	0	0	0	22
23 Dysentery, all forms (045-048)	-	-	-	0	0	0	-	-	-	0	0	0	23
24 Scarlet fever (050)	-	-	-	0	0	0	-	-	-	0	0	0	24
25 Streptococcal sore throat (051)	-	-	-	0	0	0	-	-	-	0	0	0	25
26 Diphtheria (055)	-	-	-	0	0	0	-	-	-	0	0	0	26
27 Whooping cough (056)	-	-	-	0	0	0	-	-	-	0	0	0	27
28 Meningococcal infections (057)	-	-	-	0	0	0	1	-	1	5.0	0	10.0	28
29 Acute poliomyelitis (080)	-	-	-	0	0	0	-	-	-	0	0	0	29
30 Acute infectious encephalitis (082)	-	-	-	0	0	0	-	-	-	0	0	0	30
31 Smallpox (084)	-	-	-	0	0	0	-	-	-	0	0	0	31
32 Measles (085)	-	-	-	0	0	0	-	-	-	0	0	0	32
33 Typhus and other rickettsial diseases (100-103, 105-108)	-	-	-	0	0	0	-	-	-	0	0	0	33
34 Rocky Mountain spotted fever (104)	-	-	-	0	0	0	-	-	-	0	0	0	34
35 Malaria (110-117)	-	-	-	0	0	0	1	-	1	5.0	0	10.0	35
36 All other diseases classified as infective and parasitic (030-039, 041-044, 049, 052-054, 059-074, 081, 083, 086-096, 120-138)	-	-	-	0	0	0	-	-	-	0	0	0	36
37 Malignant neoplasms, including neoplasms of lymphatic and haematopoietic tissues (140-205)	11	6	5	166.7	214.3	131.6	20	14	6	99.5	138.6	60.0	37
38 Benign and unspecified neoplasms (210-239)	-	-	-	0	0	0	1	-	1	5.0	0	10.0	38
39 Diabetes mellitus (260)	4	1	3	60.6	35.7	78.9	2	-	2	10.0	0	20.0	39
40 Pellagra (281)	-	-	-	0	0	0	-	-	-	0	0	0	40
41 Anemias (290-293)	-	-	-	0	0	0	-	-	-	0	0	0	41
42 Vascular lesions affecting central nervous system (330-334)	19	7	12	287.9	250.0	315.8	51	21	30	253.7	207.9	300.0	42
43 Nonmeningococcal meningitis (340)	-	-	-	0	0	0	2	-	2	10.0	0	20.0	43
44 Rheumatic fever (400-402)	-	-	-	0	0	0	-	-	-	0	0	0	44
45 Heart diseases (410-443)	26	11	15	393.9	392.9	394.7	67	39	28	333.3	386.1	280.0	45
46 Hypertension without mention of heart (444-447)	-	-	-	0	0	0	2	-	2	10.0	0	20.0	46
47 Influenza and pneumonia (480-483, 490-493)	1	-	1	15.2	0	26.3	-	-	-	0	0	0	47
48 Bronchitis (500-502)	-	-	-	0	0	0	-	-	-	0	0	0	48
49 Ulcer of stomach and duodenum (540, 541)	-	-	-	0	0	0	-	-	-	0	0	0	49
50 Appendicitis (550-553)	-	-	-	0	0	0	-	-	-	0	0	0	50
51 Intestinal obstruction and hernia (560, 561, 570)	-	-	-	0	0	0	-	-	-	0	0	0	51
52 Gastritis, duodenitis, enteritis and colitis (except diarrhea of the newborn) (543, 571, 572)	-	-	-	0	0	0	2	2	-	10.0	19.8	0	52
53 Cirrhosis of liver (581)	-	-	-	0	0	0	3	1	2	14.9	9.9	20.0	53
54 Nephritis and nephrosis (590-594)	-	-	-	0	0	0	-	-	-	0	0	0	54
55 Hyperplasia of prostate (610)	1	-	1	15.2	0	26.3	1	1	-	5.0	9.9	0	55
56 Complications of pregnancy, childbirth and the puerperium (640-652, 670-689)	-	-	-	0	0	0	-	-	-	0	0	0	56
57 Congenital malformations (750-759)	-	-	-	0	0	0	1	1	-	5.0	9.9	0	57
58 Birth injuries, postnatal asphyxia and atelectasis (760-762)	-	-	-	0	0	0	5	3	2	24.9	29.7	20.0	58
59 Infection of the newborn (763-768)	1	-	1	15.2	0	26.3	2	1	1	10.0	9.9	10.0	59
60 Other diseases peculiar to early infancy, and immaturity unqualified (769-776)	-	-	-	0	0	0	5	-	5	24.9	0	50.0	60
61 Senility, without mention of psychosis (794)	1	-	1	15.2	0	26.3	-	-	-	0	0	0	61
62 Ill-defined and unknown causes (780-793, 795)	-	-	-	0	0	0	-	-	-	0	0	0	62
63 Motor vehicle accidents (E810-E835)	-	-	-	0	0	0	11	9	2	54.7	89.1	20.0	63
64 All other accidents (E800-E802, E840-E962)	3	1	2	45.5	35.7	52.6	10	4	6	49.8	39.6	60.0	64
65 Suicide (E963, E970-E979)	2	1	1	30.3	35.7	26.3	1	1	-	5.0	9.9	0	65
66 Homicide (E964, E980-E985)	2	-	2	30.3	0	52.6	7	1	6	34.8	9.9	60.0	66
67 All other diseases (residual)	6	4	2	90.9	142.9	52.6	15	8	7	74.6	79.2	70.0	67

TABLE XIII VITAL STATISTICS, BY COUNTY, BY RACE, GEORGIA, 1966

ITEM	MILLER						MITCHELL					
	Number			Rate or Ratio *			Number			Rate or Ratio *		
	Total	White	Non-White	Total	White	Non-White	Total	White	Non-White	Total	White	Non-White
1 Estimated population as of July 1	7,100	4,900	2,200				20,800	9,900	10,900			
LIVE BIRTHS												
2 Total	130	56	74	18.3	11.4	33.6	482	159	323	23.2	16.1	29.6
3 Delivered in hospital	114	56	58	87.7	100.0	78.4	419	159	260	86.9	100.0	80.5
4 Delivered in home by physician	1	-	1	0.8	0	1.4	-	-	-	0	0	0
5 Delivered in home by midwife	15	-	15	11.5	0	20.3	62	-	62	12.9	0	19.2
6 Other deliveries	-	-	-	0	0	0	1	-	1	0.2	0	0.3
7 Immature births	10	3	7	7.6	5.6	9.6	36	6	30	7.4	3.7	9.2
8 Live births to unwed mothers	16	1	15	123.1	17.9	202.7	74	2	72	153.5	12.6	222.9
FETAL DEATHS												
9 Total	3	-	3	23.1	0	40.5	16	2	14	33.2	12.6	43.3
10 Under 20 weeks gestation	-	-	-	0	0	0	5	2	3	10.4	12.6	9.3
11 20-27 weeks gestation	-	-	-	0	0	0	3	-	3	6.2	0	9.3
12 28 weeks and more	3	-	3	23.1	0	40.5	7	-	7	14.5	0	21.7
13 Unknown length of gestation	-	-	-	0	0	0	1	-	1	2.1	0	3.1
DEATHS												
14 Total, all ages	75	50	25	1056.3	1020.4	1136.4	203	112	91	976.0	1131.3	834.9
15 Under 1 year	2	2	-	15.4	35.7	0	10	-	10	20.7	0	31.0
16 Under 28 days	2	2	-	15.4	35.7	0	5	-	5	10.4	0	15.5
17 Deaths from immaturity	-	-	-	0	0	0	-	-	-	0	0	0
18 1-4 years **	2	1	1	-	-	-	6	1	5	-	-	-
19 Maternal deaths	1	-	1	76.9	0	135.1	-	-	-	0	0	0
CAUSE OF DEATH												
20 Tuberculosis, all forms (001-019)	-	-	-	0	0	0	1	1	-	4.8	10.1	0
21 Syphilis and its sequelae (020-029)	-	-	-	0	0	0	1	-	1	4.8	0	9.2
22 Typhoid fever (040)	-	-	-	0	0	0	-	-	-	0	0	0
23 Dysentery, all forms (045-048)	-	-	-	0	0	0	-	-	-	0	0	0
24 Scarlet fever (050)	-	-	-	0	0	0	-	-	-	0	0	0
25 Streptococcal sore throat (051)	-	-	-	0	0	0	-	-	-	0	0	0
26 Diphtheria (055)	-	-	-	0	0	0	-	-	-	0	0	0
27 Whooping cough (056)	-	-	-	0	0	0	-	-	-	0	0	0
28 Meningococcal infections (057)	-	-	-	0	0	0	-	-	-	0	0	0
29 Acute poliomyelitis (080)	-	-	-	0	0	0	-	-	-	0	0	0
30 Acute infectious encephalitis (082)	-	-	-	0	0	0	-	-	-	0	0	0
31 Smallpox (084)	-	-	-	0	0	0	-	-	-	0	0	0
32 Measles (085)	-	-	-	0	0	0	-	-	-	0	0	0
33 Typhus and other rickettsial diseases (100-103, 105-108)	-	-	-	0	0	0	-	-	-	0	0	0
34 Rocky Mountain spotted fever (104)	-	-	-	0	0	0	-	-	-	0	0	0
35 Malaria (110-117)	-	-	-	0	0	0	-	-	-	0	0	0
36 All other diseases classified as infective and parasitic (030-039, 041-044, 049, 052-054, 059-074, 081, 083, 086-096, 120-138)	1	1	-	14.1	20.4	0	-	-	-	0	0	0
37 Malignant neoplasms, including neoplasms of lymphatic and haematopoietic tissues (140-205)	9	6	3	126.8	122.4	136.4	26	13	13	125.0	131.3	119.3
38 Benign and unspecified neoplasms (210-239)	-	-	-	0	0	0	-	-	-	0	0	0
39 Diabetes mellitus (260)	1	1	-	14.1	20.4	0	1	1	-	4.8	10.1	0
40 Pellagra (281)	-	-	-	0	0	0	-	-	-	0	0	0
41 Anemias (290-293)	-	-	-	0	0	0	-	-	-	0	0	0
42 Vascular lesions affecting central nervous system (330-334)	14	7	7	197.2	142.9	318.2	37	22	15	177.9	222.2	137.6
43 Nonmeningococcal meningitis (340)	-	-	-	0	0	0	1	-	1	4.8	0	9.2
44 Rheumatic fever (400-402)	-	-	-	0	0	0	-	-	-	0	0	0
45 Heart diseases (410-443)	29	22	7	408.5	449.0	318.2	69	46	23	331.7	464.6	211.0
46 Hypertension without mention of heart (444-447)	3	2	1	42.3	40.8	45.5	1	-	1	4.8	0	9.2
47 Influenza and pneumonia (480-483, 490-493)	1	1	-	14.1	20.4	0	-	-	-	0	0	0
48 Bronchitis (500-502)	-	-	-	0	0	0	-	-	-	0	0	0
49 Ulcer of stomach and duodenum (540, 541)	-	-	-	0	0	0	3	2	1	14.4	20.2	9.2
50 Appendicitis (550-553)	-	-	-	0	0	0	1	-	1	4.8	0	9.2
51 Intestinal obstruction and hernia (560, 561, 570)	-	-	-	0	0	0	-	-	-	0	0	0
52 Gastritis, duodenitis, enteritis and colitis (except diarrhea of the newborn) (543, 571, 572)	-	-	-	0	0	0	3	1	2	14.4	10.1	18.3
53 Cirrhosis of liver (581)	2	1	1	28.2	20.4	45.5	2	2	-	9.6	20.2	0
54 Nephritis and nephrosis (590-594)	1	-	1	14.1	0	45.5	-	-	-	0	0	0
55 Hyperplasia of prostate (610)	-	-	-	0	0	0	-	-	-	0	0	0
56 Complications of pregnancy, childbirth and the puerperium (640-652, 670-689)	1	-	1	14.1	0	45.5	-	-	-	0	0	0
57 Congenital malformations (750-759)	1	-	1	14.1	0	45.5	4	1	3	19.2	10.1	27.5
58 Birth injuries, postnatal asphyxia and atelectasis (760-762)	1	1	-	14.1	20.4	0	3	-	3	14.4	0	27.5
59 Infection of the newborn (763-768)	1	1	-	14.1	20.4	0	-	-	-	0	0	0
60 Other diseases peculiar to early infancy, and immaturity unqualified (769-776)	-	-	-	0	0	0	2	-	2	9.6	0	18.3
61 Senility, without mention of psychosis (794)	-	-	-	0	0	0	-	-	-	0	0	0
62 Ill-defined and unknown causes (780-793, 795)	1	1	-	14.1	20.4	0	1	-	1	4.8	0	9.2
63 Motor vehicle accidents (E810-E835)	2	1	1	28.2	20.4	45.5	5	1	4	24.0	10.1	36.7
64 All other accidents (E800-E802, E840-E962)	-	-	-	0	0	0	10	6	4	48.1	60.6	36.7
65 Suicide (E963, E970-E979)	-	-	-	0	0	0	1	1	-	4.8	10.1	0
66 Homicide (E964, E980-E985)	-	-	-	0	0	0	4	-	4	19.2	0	36.7
67 All other diseases (residual)	7	5	2	98.6	102.0	90.9	14	11	3	67.3	111.1	27.5

TABLE XIII VITAL STATISTICS, BY COUNTY, BY RACE, GEORGIA, 1966

ITEM	MONROE						MONTGOMERY					
	Number			Rate or Ratio *			Number			Rate or Ratio *		
	Total	White	Non-White	Total	White	Non-White	Total	White	Non-White	Total	White	Non-White
1 Estimated population as of July 1	10,600	5,400	5,200				6,500	3,800	2,700			
LIVE BIRTHS												
2 Total	170	66	104	16.0	12.2	20.0	133	52	81	20.5	13.7	30.0
3 Delivered in hospital	113	66	47	66.5%	100.0%	45.2%	75	52	23	56.4%	100.0%	28.4%
4 Delivered in home by physician	1	-	1	0.6%	0%	1.0%	-	-	-	0%	0%	0%
5 Delivered in home by midwife	55	-	55	32.4%	0%	52.9%	58	-	58	43.6%	0%	71.6%
6 Other deliveries	1	-	1	0.6%	0%	1.0%	-	-	-	0%	0%	0%
7 Immature births	16	3	13	94.1	45.5	125.0	15	3	12	112.8	57.7	148.1
8 Live births to unwed mothers	31	2	29	182.4	30.3	278.8	15	-	15	112.8	0	185.2
FETAL DEATHS												
9 Total	6	1	5	35.3	15.2	48.1	2	-	2	15.0	0	24.7
10 Under 20 weeks gestation	3	1	2	17.6	15.2	19.2	1	-	1	7.5	0	12.3
11 20-27 weeks gestation	-	-	-	0	0	0	-	-	-	0	0	0
12 28 weeks and more	3	-	3	17.6	0	28.8	1	-	1	7.5	0	12.3
13 Unknown length of gestation	-	-	-	0	0	0	-	-	-	0	0	0
DEATHS												
14 Total, all ages	111	64	47	1047.2	1185.2	903.8	66	47	19	1015.4	1236.8	703.7
15 Under 1 year	4	1	3	23.5	15.2	28.8	7	3	4	52.6	57.7	49.4
16 Under 28 days	4	1	3	23.5	15.2	28.8	6	3	3	45.1	57.7	37.0
17 Deaths from immaturity	-	-	-	0	0	0	2	-	2	15.0	0	24.7
18 1-4 years * *	2	-	2	-	-	-	1	-	1	-	-	-
19 Maternal deaths	-	-	-	0	0	0	-	-	-	0	0	0
CAUSE OF DEATH												
20 Tuberculosis, all forms (001-019)	-	-	-	0	0	0	-	-	-	0	0	0
21 Syphilis and its sequelae (020-029)	-	-	-	0	0	0	-	-	-	0	0	0
22 Typhoid fever (040)	-	-	-	0	0	0	-	-	-	0	0	0
23 Dysentery, all forms (045-048)	-	-	-	0	0	0	-	-	-	0	0	0
24 Scarlet fever (050)	-	-	-	0	0	0	-	-	-	0	0	0
25 Streptococcal sore throat (051)	-	-	-	0	0	0	-	-	-	0	0	0
26 Diphtheria (055)	-	-	-	0	0	0	-	-	-	0	0	0
27 Whooping cough (056)	-	-	-	0	0	0	-	-	-	0	0	0
28 Meningococcal infections (057)	-	-	-	0	0	0	-	-	-	0	0	0
29 Acute poliomyelitis (080)	-	-	-	0	0	0	-	-	-	0	0	0
30 Acute infectious encephalitis (082)	-	-	-	0	0	0	-	-	-	0	0	0
31 Smallpox (084)	-	-	-	0	0	0	-	-	-	0	0	0
32 Measles (085)	-	-	-	0	0	0	-	-	-	0	0	0
33 Typhus and other rickettsial diseases (100-103, 105-108)	-	-	-	0	0	0	-	-	-	0	0	0
34 Rocky Mountain spotted fever (104)	-	-	-	0	0	0	-	-	-	0	0	0
35 Malaria (110-117)	-	-	-	0	0	0	-	-	-	0	0	0
36 All other diseases classified as infective and parasitic (030-039, 041-044, 049, 052-054, 059-074, 081, 083, 086-096, 120-138)	1	-	1	9.4	0	19.2	-	-	-	0	0	0
37 Malignant neoplasms, including neoplasms of lymphatic and haematopoietic tissues (140-205)	8	6	2	75.5	111.1	38.5	12	7	5	184.6	184.2	185.2
38 Benign and unspecified neoplasms (210-239)	-	-	-	0	0	0	-	-	-	0	0	0
39 Diabetes mellitus (260)	1	1	-	9.4	18.5	0	2	2	-	30.8	52.6	0
40 Pellagra (281)	-	-	-	0	0	0	-	-	-	0	0	0
41 Anemias (290-293)	-	-	-	0	0	0	-	-	-	0	0	0
42 Vascular lesions affecting central nervous system (330-334)	20	11	9	188.7	203.7	173.1	13	12	1	200.0	315.8	37.0
43 Nonmeningococcal meningitis (340)	-	-	-	0	0	0	-	-	-	0	0	0
44 Rheumatic fever (400-402)	-	-	-	0	0	0	-	-	-	0	0	0
45 Heart diseases (410-443)	46	32	14	434.0	592.6	269.2	16	10	6	246.2	263.2	222.2
46 Hypertension without mention of heart (444-447)	1	-	1	9.4	0	19.2	-	-	-	0	0	0
47 Influenza and pneumonia (480-483, 490-493)	6	3	3	56.6	55.6	57.7	1	1	-	15.4	26.3	0
48 Bronchitis (500-502)	1	-	1	9.4	0	19.2	-	-	-	0	0	0
49 Ulcer of stomach and duodenum (540, 541)	3	3	-	28.3	55.6	0	-	-	-	0	0	0
50 Appendicitis (550-553)	-	-	-	0	0	0	-	-	-	0	0	0
51 Intestinal obstruction and hernia (560, 561, 570)	2	2	-	18.9	37.0	0	-	-	-	0	0	0
52 Gastritis, duodenitis, enteritis and colitis (except diarrhea of the newborn) (543, 571, 572)	-	-	-	0	0	0	-	-	-	0	0	0
53 Cirrhosis of liver (581)	1	-	1	9.4	0	19.2	-	-	-	0	0	0
54 Nephritis and nephrosis (590-594)	1	-	1	9.4	0	19.2	1	-	1	15.4	0	37.0
55 Hyperplasia of prostate (610)	-	-	-	0	0	0	-	-	-	0	0	0
56 Complications of pregnancy, childbirth and the puerperium (640-652, 670-689)	-	-	-	0	0	0	-	-	-	0	0	0
57 Congenital malformations (750-759)	-	-	-	0	0	0	1	1	-	15.4	26.3	0
58 Birth injuries, postnatal asphyxia and atelectasis (760-762)	2	-	2	18.9	0	38.5	1	1	-	15.4	26.3	0
59 Infection of the newborn (763-768)	1	-	1	9.4	0	19.2	-	-	-	0	0	0
60 Other diseases peculiar to early infancy, and immaturity unqualified (769-776)	1	1	-	9.4	18.5	0	4	2	2	61.5	52.6	74.1
61 Senility, without mention of psychosis (794)	-	-	-	0	0	0	1	-	1	15.4	0	37.0
62 Ill-defined and unknown causes (780-793, 795)	2	1	1	18.9	18.5	19.2	3	1	2	46.2	26.3	74.1
63 Motor vehicle accidents (E810-E835)	5	1	4	47.2	18.5	76.9	2	1	1	30.8	26.3	37.0
64 All other accidents (E800-E802, E840-E962)	4	1	3	37.7	18.5	57.7	1	1	-	15.4	26.3	0
65 Suicide (E963, E970-E979)	-	-	-	0	0	0	1	1	-	15.4	26.3	0
66 Homicide (E964, E980-E985)	-	-	-	0	0	0	-	-	-	0	0	0
67 All other diseases (residual)	5	2	3	47.2	37.0	57.7	7	7	-	107.7	184.2	0

TABLE XIII VITAL STATISTICS, BY COUNTY, BY RACE, GEORGIA, 1966

ITEM	MORGAN						MURRAY					
	Number			Rate or Ratio *			Number			Rate or Ratio *		
	Total	White	Non-White	Total	White	Non-White	Total	White	Non-White	Total	White	Non-White
1 Estimated population as of July 1	10,700	5,500	5,200				11,200	11,100	100			
LIVE BIRTHS												
2 Total	233	74	159	21.8	13.5	30.6	249	245	4	22.2	22.1	40.0
3 Delivered in hospital	204	74	130	87.6	100.0	81.8	249	245	4	100.0	100.0	100.0
4 Delivered in home by physician	2	-	2	0.9	0	1.3	-	-	-	0	0	0
5 Delivered in home by midwife	27	-	27	11.6	0	17.0	-	-	-	0	0	0
6 Other deliveries	-	-	-	0	0	0	-	-	-	0	0	0
7 Immature births	20	2	18	85.8	27.0	113.2	24	23	1	96.4	93.9	250.0
8 Live births to unwed mothers	50	1	49	214.6	13.5	308.2	11	11	-	44.2	44.9	0
FETAL DEATHS												
9 Total	7	3	4	30.0	40.5	25.2	3	3	-	12.0	12.2	0
10 Under 20 weeks gestation	4	1	3	17.2	13.5	18.9	-	-	-	0	0	0
11 20-27 weeks gestation	1	-	1	4.3	0	6.3	-	-	-	0	0	0
12 28 weeks and more	2	2	-	8.6	27.0	0	2	2	-	8.0	8.2	0
13 Unknown length of gestation	-	-	-	0	0	0	1	1	-	4.0	4.1	0
DEATHS												
14 Total, all ages	113	62	51	1056.1	1127.3	980.8	122	120	2	1089.3	1081.1	2000.0
15 Under 1 year	5	-	5	21.5	0	31.4	10	10	-	40.2	40.8	0
16 Under 28 days	1	-	1	4.3	0	6.3	6	6	-	24.1	24.5	0
17 Deaths from immaturity	-	-	-	0	0	0	3	3	-	12.0	12.2	0
18 1-4 years **	3	2	1	-	-	-	4	4	-	-	-	-
19 Maternal deaths	-	-	-	0	0	0	1	1	-	40.2	40.8	0
CAUSE OF DEATH												
20 Tuberculosis, all forms (001-019)	2	1	1	18.7	18.2	19.2	-	-	-	0	0	0
21 Syphilis and its sequelae (020-029)	-	-	-	0	0	0	-	-	-	0	0	0
22 Typhoid fever (040)	-	-	-	0	0	0	-	-	-	0	0	0
23 Dysentery, all forms (045-048)	-	-	-	0	0	0	-	-	-	0	0	0
24 Scarlet fever (050)	-	-	-	0	0	0	-	-	-	0	0	0
25 Streptococcal sore throat (051)	-	-	-	0	0	0	-	-	-	0	0	0
26 Diphtheria (055)	-	-	-	0	0	0	-	-	-	0	0	0
27 Whooping cough (056)	-	-	-	0	0	0	1	1	-	8.9	9.0	0
28 Meningococcal infections (057)	-	-	-	0	0	0	-	-	-	0	0	0
29 Acute poliomyelitis (080)	-	-	-	0	0	0	-	-	-	0	0	0
30 Acute infectious encephalitis (082)	-	-	-	0	0	0	-	-	-	0	0	0
31 Smallpox (084)	-	-	-	0	0	0	-	-	-	0	0	0
32 Measles (085)	-	-	-	0	0	0	-	-	-	0	0	0
33 Typhus and other rickettsial diseases (100-103, 105-108)	-	-	-	0	0	0	-	-	-	0	0	0
34 Rocky Mountain spotted fever (104)	-	-	-	0	0	0	-	-	-	0	0	0
35 Malaria (110-117)	-	-	-	0	0	0	-	-	-	0	0	0
36 All other diseases classified as infective and parasitic (030-039, 041-044, 049, 052-054, 059-074, 081, 083, 086-096, 120-138)	2	-	2	18.7	0	38.5	-	-	-	0	0	0
37 Malignant neoplasms, including neoplasms of lymphatic and haematopoietic tissues (140-205)	15	12	3	140.2	218.2	57.7	10	10	-	89.3	90.1	0
38 Benign and unspecified neoplasms (210-239)	-	-	-	0	0	0	-	-	-	0	0	0
39 Diabetes mellitus (260)	-	-	-	0	0	0	1	1	-	8.9	9.0	0
40 Pellagra (281)	-	-	-	0	0	0	-	-	-	0	0	0
41 Anemias (290-293)	-	-	-	0	0	0	1	1	-	8.9	9.0	0
42 Vascular lesions affecting central nervous system (330-334)	22	11	11	205.6	200.0	211.5	17	17	-	151.8	153.2	0
43 Nonmeningococcal meningitis (340)	-	-	-	0	0	0	-	-	-	0	0	0
44 Rheumatic fever (400-402)	-	-	-	0	0	0	-	-	-	0	0	0
45 Heart diseases (410-443)	35	19	16	327.1	345.5	307.7	32	32	-	285.7	288.3	0
46 Hypertension without mention of heart (444-447)	3	1	2	28.0	18.2	38.5	-	-	-	0	0	0
47 Influenza and pneumonia (480-483, 490-493)	2	1	1	18.7	18.2	19.2	-	-	-	0	0	0
48 Bronchitis (500-502)	-	-	-	0	0	0	2	2	-	17.9	18.0	0
49 Ulcer of stomach and duodenum (540, 541)	-	-	-	0	0	0	-	-	-	0	0	0
50 Appendicitis (550-553)	-	-	-	0	0	0	-	-	-	0	0	0
51 Intestinal obstruction and hernia (560, 561, 570)	-	-	-	0	0	0	-	-	-	0	0	0
52 Gastritis, duodenitis, enteritis and colitis (except diarrhea of the newborn) (543, 571, 572)	1	-	1	9.3	0	19.2	-	-	-	0	0	0
53 Cirrhosis of liver (581)	1	1	-	9.3	18.2	0	-	-	-	0	0	0
54 Nephritis and nephrosis (590-594)	2	2	-	18.7	0	38.5	1	1	-	8.9	9.0	0
55 Hyperplasia of prostate (610)	1	-	1	9.3	0	19.2	-	-	-	0	0	0
56 Complications of pregnancy, childbirth and the puerperium (640-652, 670-689)	-	-	-	0	0	0	1	1	-	8.9	9.0	0
57 Congenital malformations (750-759)	2	1	1	18.7	18.2	19.2	1	1	-	8.9	9.0	0
58 Birth injuries, postnatal asphyxia and etelectasis (760-762)	-	-	-	0	0	0	2	2	-	17.9	18.0	0
59 Infection of the newborn (763-768)	1	-	1	9.3	0	19.2	1	1	-	8.9	9.0	0
60 Other diseases peculiar to early infancy, and immaturity unqualified (769-776)	-	-	-	0	0	0	3	3	-	26.8	27.0	0
61 Senility, without mention of psychosis (794)	-	-	-	0	0	0	1	1	-	8.9	9.0	0
62 Ill-defined and unknown causes (780-793, 795)	2	1	1	18.7	18.2	19.2	3	3	-	26.8	27.0	0
63 Motor vehicle accidents (E810-E835)	7	6	1	65.4	109.1	19.2	16	16	-	142.9	144.1	0
64 All other accidents (E800-E802, E840-E962)	4	3	1	37.4	54.5	19.2	9	8	1	80.4	72.1	1000.0
65 Suicide (E963, E970-E979)	1	1	-	9.3	18.2	0	1	1	-	8.9	9.0	0
66 Homicide (E964, E980-E985)	1	1	-	9.3	18.2	0	2	2	-	17.9	18.0	0
67 All other diseases (residual)	9	3	6	84.1	54.5	115.4	9	8	1	80.4	72.1	1000.0

TABLE XIII VITAL STATISTICS, BY COUNTY, BY RACE, GEORGIA, 1966

ITEM	MUSCOGEE						NEWTON					
	Number			Rate or Ratio *			Number			Rate or Ratio *		
	Total	White	Non-White	Total	White	Non-White	Total	White	Non-White	Total	White	Non-White
1 Estimated population as of July 1	155,600	115,100	41,500				22,100	14,400	7,700			
LIVE BIRTHS												
2 Total	3,645	2,638	1,007	23.3	22.9	24.3	559	322	237	25.3	22.4	30.8
3 Delivered in hospital	3,624	2,634	990	99.4%	99.8%	98.3%	512	321	191	91.6%	99.7%	80.6%
4 Delivered in home by physician	19	4	15	0.5%	0.2%	1.5%	2	1	1	0.4%	0.3%	0.4%
5 Delivered in home by midwife	2	—	2	0.1%	0%	0.2%	45	—	45	8.1%	0%	19.0%
6 Other deliveries	—	—	—	0%	0%	0%	—	—	—	0%	0%	0%
7 Immature births	388	228	160	106.4	86.4	158.9	48	23	25	85.9	71.4	105.5
8 Live births to unwed mothers	312	93	219	85.6	35.3	217.5	69	4	65	123.4	12.4	274.3
FETAL DEATHS												
9 Total	64	30	34	17.6	11.4	33.8	11	6	5	19.7	18.6	21.1
10 Under 20 weeks gestation	13	8	5	3.6	3.0	5.0	—	—	—	0	0	0
11 20-27 weeks gestation	18	7	11	4.9	2.7	10.9	6	4	2	10.7	12.4	8.4
12 28 weeks and more	32	14	18	8.8	5.3	17.9	5	2	3	8.9	6.2	12.7
13 Unknown length of gestation	1	1	—	0.3	0.4	0	—	—	—	0	0	0
DEATHS												
14 Total, all ages	1,174	799	375	749.7	694.2	903.6	222	146	76	1004.5	1013.9	987.0
15 Under 1 year	89	60	29	24.4	22.7	28.8	20	7	13	35.8	21.7	54.9
16 Under 28 days	72	48	24	19.8	18.2	23.8	9	6	3	16.1	18.6	12.7
17 Deaths from immaturity	23	15	8	6.3	5.7	7.9	5	2	3	8.9	6.2	12.7
18 1-4 years **	9	7	2	—	—	—	4	2	2	—	—	—
19 Maternal deaths	1	1	—	2.7	3.8	0	—	—	—	0	0	0
CAUSE OF DEATH												
20 Tuberculosis, all forms (001-019)	4	2	2	2.6	1.7	4.8	—	—	—	0	0	0
21 Syphilis and its sequelae (020-029)	1	1	—	0.6	0.9	0	—	—	—	0	0	0
22 Typhoid fever (040)	—	—	—	0	0	0	—	—	—	0	0	0
23 Dysentery, all forms (045-048)	—	—	—	0	0	0	—	—	—	0	0	0
24 Scarlet fever (050)	—	—	—	0	0	0	—	—	—	0	0	0
25 Streptococcal sore throat (051)	—	—	—	0	0	0	—	—	—	0	0	0
26 Diphtheria (055)	—	—	—	0	0	0	—	—	—	0	0	0
27 Whooping cough (056)	—	—	—	0	0	0	—	—	—	0	0	0
28 Meningococcal infections (057)	—	—	—	0	0	0	1	—	1	4.5	0	13.0
29 Acute poliomyelitis (080)	—	—	—	0	0	0	—	—	—	0	0	0
30 Acute infectious encephalitis (082)	1	1	—	0.6	0.9	0	—	—	—	0	0	0
31 Smallpox (084)	—	—	—	0	0	0	—	—	—	0	0	0
32 Measles (085)	—	—	—	0	0	0	—	—	—	0	0	0
33 Typhus and other rickettsial diseases (100-103, 105-108)	—	—	—	0	0	0	—	—	—	0	0	0
34 Rocky Mountain spotted fever (104)	—	—	—	0	0	0	—	—	—	0	0	0
35 Malaria (110-117)	—	—	—	0	0	0	—	—	—	0	0	0
36 All other diseases classified as infective and parasitic (030-039, 041-044, 049, 052-054, 059-074, 081, 083, 086-096, 120-138)	3	1	2	1.9	0.9	4.8	1	—	1	4.5	0	13.0
37 Malignant neoplasms, including neoplasms of lymphatic and haemopoietic tissues (140-205)	154	114	40	98.3	99.0	96.4	45	29	16	203.6	201.4	207.8
38 Benign and unspecified neoplasms (210-239)	1	1	—	0.6	0.9	0	—	—	—	0	0	0
39 Diabetes mellitus (260)	19	10	9	12.1	8.7	21.7	4	3	1	18.1	20.8	13.0
40 Pellagra (281)	—	—	—	0	0	0	1	1	—	4.5	6.9	0
41 Anemias (290-293)	1	—	1	0.6	0	2.4	—	—	—	0	0	0
42 Vascular lesions affecting central nervous system (330-334)	141	84	57	90.0	73.0	137.3	41	23	18	185.5	159.7	233.8
43 Nonmeningococcal meningitis (340)	1	1	—	0.6	0.9	0	—	—	—	0	0	0
44 Rheumatic fever (400-402)	—	—	—	0	0	0	—	—	—	0	0	0
45 Heart diseases (410-443)	418	298	120	266.9	258.9	289.2	59	46	13	267.0	319.4	168.8
46 Hypertension without mention of heart (444-447)	9	3	6	5.7	2.6	14.5	2	—	2	9.0	0	26.0
47 Influenza and pneumonia (480-483, 490-493)	50	35	15	31.9	30.4	36.1	—	—	—	0	0	0
48 Bronchitis (500-502)	3	3	—	1.9	2.6	0	—	—	—	0	0	0
49 Ulcer of stomach and duodenum (540, 541)	11	9	2	7.0	7.8	4.8	1	—	1	4.5	0	13.0
50 Appendicitis (550-553)	2	2	—	1.3	1.7	0	—	—	—	0	0	0
51 Intestinal obstruction and hernia (560, 561, 570)	10	5	5	6.4	4.3	12.0	1	—	1	4.5	0	13.0
52 Gastritis, duodenitis, enteritis and colitis (except diarrhea of the newborn) (543, 571, 572)	2	2	—	1.3	1.7	0	3	1	2	13.6	6.9	26.0
53 Cirrhosis of liver (581)	17	11	6	10.9	9.6	14.5	1	1	—	4.5	6.9	0
54 Nephritis and nephrosis (590-594)	14	4	10	8.9	3.5	24.1	4	3	1	18.1	20.8	13.0
55 Hyperplasia of prostate (610)	—	—	—	0	0	0	1	1	—	4.5	6.9	0
56 Complications of pregnancy, childbirth and the puerperium (640-652, 670-689)	1	1	—	0.6	0.9	0	—	—	—	0	0	0
57 Congenital malformations (750-759)	16	12	4	10.2	10.4	9.6	2	2	—	9.0	13.9	0
58 Birth injuries, postnatal asphyxia and atelectasis (760-762)	24	14	10	15.3	12.2	24.1	2	2	—	9.0	13.9	0
59 Infection of the newborn (763-768)	1	1	—	0.6	0.9	0	1	—	1	4.5	0	13.0
60 Other diseases peculiar to early infancy, and immaturity unqualified (769-776)	38	27	11	24.3	23.5	26.5	6	3	3	27.1	20.8	39.0
61 Senility, without mention of psychosis (794)	1	—	1	0.6	0	2.4	—	—	—	0	0	0
62 Ill-defined and unknown causes (780-793, 795)	2	1	1	1.3	0.9	2.4	3	1	2	13.6	6.9	26.0
63 Motor vehicle accidents (E810-E835)	42	33	9	26.8	28.7	21.7	5	4	1	22.6	27.8	13.0
64 All other accidents (E800-E802, E840-E962)	47	25	22	30.0	21.7	53.0	9	7	2	40.7	48.6	26.0
65 Suicide (E963, E970-E979)	19	14	5	12.1	12.2	12.0	4	4	—	18.1	27.8	0
66 Homicide (E964, E980-E985)	15	6	9	9.6	5.2	21.7	3	—	3	13.6	0	39.0
67 All other diseases (residual)	106	78	28	67.7	67.8	67.5	14	12	2	63.3	83.3	26.0

TABLE XIII VITAL STATISTICS, BY COUNTY, BY RACE, GEORGIA, 1966

ITEM	OCONEE						OGLETHORPE						
	Number			Rate or Ratio *			Number			Rate or Ratio *			
	Total	White	Non-White	Total	White	Non-White	Total	White	Non-White	Total	White	Non-White	
1 Estimated population as of July 1	6,500	5,000	1,500				8,000	4,300	3,700				1
LIVE BIRTHS													
2 Total	102	82	20	15.7	16.4	13.3	138	65	73	17.3	15.1	19.7	2
3 Delivered in hospital	101	82	19	99.0%	100.0%	95.0%	134	65	69	97.1%	100.0%	94.5%	3
4 Delivered in home by physician	1	—	1	1.0%	0%	5.0%	4	—	4	2.9%	0%	5.5%	4
5 Delivered in home by midwife	—	—	—	0%	0%	0%	—	—	—	0%	0%	0%	5
6 Other deliveries	—	—	—	0%	0%	0%	—	—	—	0%	0%	0%	6
7 Immature births	9	8	1	88.2%	97.6%	50.0%	13	4	9	94.2%	61.5%	123.3%	7
8 Live births to unwed mothers	6	1	5	58.8	12.2	250.0	28	—	28	202.9	0	383.6	8
FETAL DEATHS													
9 Total	1	1	—	9.8	12.2	0	4	2	2	29.0	30.8	27.4	9
10 Under 20 weeks gestation	—	—	—	0	0	0	1	1	—	7.2	15.4	0	10
11 20-27 weeks gestation	—	—	—	0	0	0	—	—	—	0	0	0	11
12 28 weeks and more	1	1	—	9.8	12.2	0	2	1	1	14.5	15.4	13.7	12
13 Unknown length of gestation	—	—	—	0	0	0	1	—	1	7.2	0	13.7	13
DEATHS													
14 Total, all ages	69	60	9	1061.5	1200.0	600.0	95	57	38	1187.5	1325.6	1027.0	14
15 Under 1 year	1	—	1	9.8	0	50.0	11	3	8	79.7	46.2	109.6	15
16 Under 28 days	1	—	1	9.8	0	50.0	5	2	3	36.2	30.8	41.1	16
17 Deaths from immaturity	—	—	—	0	0	0	—	—	—	0	0	0	17
18 1-4 years **	2	1	1	—	—	—	1	—	1	—	—	—	18
19 Maternal deaths	—	—	—	0	0	0	—	—	—	0	0	0	19
CAUSE OF DEATH													
20 Tuberculosis, all forms (001-019)	—	—	—	0	0	0	—	—	—	0	0	0	20
21 Syphilis and its sequelae (020-029)	—	—	—	0	0	0	—	—	—	0	0	0	21
22 Typhoid fever (040)	—	—	—	0	0	0	—	—	—	0	0	0	22
23 Dysentery, all forms (045-048)	—	—	—	0	0	0	—	—	—	0	0	0	23
24 Scarlet fever (050)	—	—	—	0	0	0	—	—	—	0	0	0	24
25 Streptococcal sore throat (051)	—	—	—	0	0	0	—	—	—	0	0	0	25
26 Diphtheria (055)	—	—	—	0	0	0	—	—	—	0	0	0	26
27 Whooping cough (056)	—	—	—	0	0	0	—	—	—	0	0	0	27
28 Meningococcal infections (057)	—	—	—	0	0	0	—	—	—	0	0	0	28
29 Acute poliomyelitis (080)	—	—	—	0	0	0	—	—	—	0	0	0	29
30 Acute infectious encephalitis (082)	—	—	—	0	0	0	—	—	—	0	0	0	30
31 Smallpox (084)	—	—	—	0	0	0	—	—	—	0	0	0	31
32 Measles (085)	—	—	—	0	0	0	—	—	—	0	0	0	32
33 Typhus and other rickettsial diseases (100-103, 105-108)	—	—	—	0	0	0	—	—	—	0	0	0	33
34 Rocky Mountain spotted fever (104)	—	—	—	0	0	0	—	—	—	0	0	0	34
35 Malaria (110-117)	—	—	—	0	0	0	—	—	—	0	0	0	35
36 All other diseases classified as infective and parasitic (030-039, 041-044, 049, 052-054, 059-074, 081, 083, 086-096, 120-138)	—	—	—	0	0	0	—	—	—	0	0	0	36
37 Malignant neoplasms, including neoplasms of lymphatic and hemotopoietic tissues (140-205)	11	10	1	169.2	200.0	66.7	11	9	2	137.5	209.3	54.1	37
38 Benign and unspecified neoplasms (210-239)	—	—	—	0	0	0	—	—	—	0	0	0	38
39 Diabetes mellitus (260)	—	—	—	0	0	0	1	—	1	12.5	0	27.0	39
40 Pellagra (281)	—	—	—	0	0	0	—	—	—	0	0	0	40
41 Anemias (290-293)	—	—	—	0	0	0	—	—	—	0	0	0	41
42 Vascular lesions affecting central nervous system (330-334)	8	7	1	123.1	140.0	66.7	19	11	8	237.5	255.8	216.2	42
43 Nonmeningococcal meningitis (340)	—	—	—	0	0	0	—	—	—	0	0	0	43
44 Rheumatic fever (400-402)	1	—	1	15.4	0	66.7	—	—	—	0	0	0	44
45 Heart diseases (410-443)	29	29	—	446.2	580.0	0	24	16	9	300.0	372.1	216.2	45
46 Hypertension without mention of heart (444-447)	—	—	—	0	0	0	—	—	—	0	0	0	46
47 Influenza and pneumonia (480-483, 490-493)	1	—	1	15.4	0	66.7	3	1	2	37.5	23.3	54.1	47
48 Bronchitis (500-502)	1	—	1	15.4	0	66.7	—	—	—	0	0	0	48
49 Ulcer of stomach and duodenum (540, 541)	—	—	—	0	0	0	2	2	—	25.0	46.5	0	49
50 Appendicitis (550-553)	—	—	—	0	0	0	1	—	1	12.5	0	27.0	50
51 Intestinal obstruction and hernia (560, 561, 570)	1	1	—	15.4	20.0	0	1	—	1	12.5	0	27.0	51
52 Gastritis, duodenitis, enteritis and colitis (except diarrhea of the newborn) (543, 571, 572)	—	—	—	0	0	0	1	1	—	12.5	23.3	0	52
53 Cirrhosis of liver (581)	—	—	—	0	0	0	—	—	—	0	0	0	53
54 Nephritis and nephrosis (590-594)	—	—	—	0	0	0	—	—	—	0	0	0	54
55 Hyperplasia of prostate (610)	—	—	—	0	0	0	—	—	—	0	0	0	55
56 Complications of pregnancy, childbirth and the puerperium (640-652, 670-689)	—	—	—	0	0	0	—	—	—	0	0	0	56
57 Congenital malformations (750-759)	1	—	1	15.4	0	66.7	2	1	1	25.0	23.3	27.0	57
58 Birth injuries, postnatal asphyxia and atelectasis (760-762)	—	—	—	0	0	0	5	2	3	62.5	46.5	81.1	58
59 Infection of the newborn (763-768)	—	—	—	0	0	0	—	—	—	0	0	0	59
60 Other diseases peculiar to early infancy, and immaturity unqualified (769-776)	—	—	—	0	0	0	—	—	—	0	0	0	60
61 Senility, without mention of psychosis (794)	—	—	—	0	0	0	—	—	—	0	0	0	61
62 Ill-defined and unknown causes (780-793, 795)	1	—	1	15.4	0	66.7	—	—	—	0	0	0	62
63 Motor vehicle accidents (E810-E835)	2	2	—	30.8	40.0	0	3	3	—	37.5	69.8	0	63
64 All other accidents (E800-E802, E840-E962)	1	1	—	15.4	20.0	0	5	4	1	62.5	93.0	27.0	64
65 Suicide (E963, E970-E979)	2	2	—	30.8	40.0	0	—	—	—	0	0	0	65
66 Homicide (E964, E980-E985)	—	—	—	0	0	0	6	—	6	75.0	0	162.2	66
67 All other diseases (residual)	10	8	2	153.8	160.0	133.3	6	6	—	75.0	139.5	0	67

TABLE XIII VITAL STATISTICS, BY COUNTY, BY RACE, GEORGIA, 1966

ITEM	PAULDING						PEACH						
	Number			Rate or Ratio *			Number			Rate or Ratio *			
	Total	White	Non-White	Total	White	Non-White	Total	White	Non-White	Total	White	Non-White	
1 Estimated population as of July 1	16,200	14,600	1,600				14,600	6,000	8,600				1
LIVE BIRTHS													
2 Total	302	262	40	18.6	17.9	25.0	354	101	253	24.2	16.8	29.4	2
3 Delivered in hospital	301	261	40	99.7%	99.6%	100.0%	251	99	152	70.9%	98.0%	60.1%	3
4 Delivered in home by physician	1	1	-	0.3%	0.4%	0%	11	2	9	3.1%	2.0%	3.6%	4
5 Delivered in home by midwife	-	-	-	0%	0%	0%	92	-	92	26.0%	0%	36.4%	5
6 Other deliveries	-	-	-	0%	0%	0%	-	-	-	0%	0%	0%	6
7 Immature births	31	23	8	102.6	87.8	200.0	41	4	37	115.8	39.6	146.2	7
8 Live births to unwed mothers	6	2	4	19.9	7.6	100.0	45	2	43	127.1	19.8	170.0	8
FETAL DEATHS													
9 Total	1	1	-	3.3	3.8	0	6	2	4	16.9	19.8	15.8	9
10 Under 20 weeks gestation	-	-	-	0	0	0	1	-	1	2.8	0	4.0	10
11 20-27 weeks gestation	-	-	-	0	0	0	3	2	1	8.5	19.8	4.0	11
12 28 weeks and more	-	-	-	0	0	0	2	-	2	5.6	0	7.9	12
13 Unknown length of gestation	1	1	-	3.3	3.8	0	-	-	-	0	0	0	13
DEATHS													
14 Total, all ages	132	129	3	814.8	883.6	187.5	138	64	74	945.2	1066.7	860.5	14
15 Under 1 year	3	3	-	9.9	11.5	0	18	4	14	50.8	39.6	55.3	15
16 Under 28 days	3	3	-	9.9	11.5	0	9	3	6	25.4	29.7	23.7	16
17 Deaths from immaturity	-	-	-	0	0	0	1	-	1	2.8	0	4.0	17
18 1-4 years * *	2	2	-	-	-	-	5	2	3	-	-	-	18
19 Maternal deaths	-	-	-	0	0	0	-	-	-	0	0	0	19
CAUSE OF DEATH													
20 Tuberculosis, all forms (001-019)	1	1	-	6.2	6.8	0	1	1	-	6.8	16.7	0	20
21 Syphilis and its sequelae (020-029)	-	-	-	0	0	0	1	1	-	6.8	16.7	0	21
22 Typhoid fever (040)	-	-	-	0	0	0	-	-	-	0	0	0	22
23 Dysentery, all forms (045-048)	-	-	-	0	0	0	-	-	-	0	0	0	23
24 Scarlet fever (050)	-	-	-	0	0	0	-	-	-	0	0	0	24
25 Streptococcal sore throat (051)	-	-	-	0	0	0	-	-	-	0	0	0	25
26 Diphtheria (055)	-	-	-	0	0	0	-	-	-	0	0	0	26
27 Whooping cough (056)	-	-	-	0	0	0	-	-	-	0	0	0	27
28 Meningococcal infections (057)	-	-	-	0	0	0	-	-	-	0	0	0	28
29 Acute poliomyelitis (080)	-	-	-	0	0	0	-	-	-	0	0	0	29
30 Acute infectious encephalitis (082)	-	-	-	0	0	0	-	-	-	0	0	0	30
31 Smallpox (084)	-	-	-	0	0	0	-	-	-	0	0	0	31
32 Measles (085)	-	-	-	0	0	0	1	-	1	6.8	0	11.6	32
33 Typhus and other rickettsial diseases (100-103, 105-108)	-	-	-	0	0	0	-	-	-	0	0	0	33
34 Rocky Mountain spotted fever (104)	-	-	-	0	0	0	-	-	-	0	0	0	34
35 Malaria (110-117)	-	-	-	0	0	0	-	-	-	0	0	0	35
36 All other diseases classified as infective and parasitic (030-039, 041-044, 049, 052-054, 059-074, 081, 083, 086-096, 120-138)	-	-	-	0	0	0	2	2	-	13.7	33.3	0	36
37 Malignant neoplasms, including neoplasms of lymphatic and haematopoietic tissues (140-205)	17	17	-	104.9	116.4	0	15	8	7	102.7	133.3	81.4	37
38 Benign and unspecified neoplasms (210-239)	2	2	-	12.3	13.7	0	1	-	1	6.8	0	11.6	38
39 Diabetes mellitus (260)	1	1	-	6.2	6.8	0	3	3	-	20.5	50.0	0	39
40 Pellagra (281)	-	-	-	0	0	0	-	-	-	0	0	0	40
41 Anemias (290-293)	-	-	-	0	0	0	-	-	-	0	0	0	41
42 Vascular lesions affecting central nervous system (330-334)	17	16	1	104.9	109.6	62.5	18	9	9	123.3	150.0	104.7	42
43 Nonmeningococcal meningitis (340)	-	-	-	0	0	0	-	-	-	0	0	0	43
44 Rheumatic fever (400-402)	-	-	-	0	0	0	-	-	-	0	0	0	44
45 Heart diseases (410-443)	40	38	2	246.9	260.3	125.0	44	21	23	301.4	350.0	267.4	45
46 Hypertension without mention of heart (444-447)	1	1	-	6.2	6.8	0	2	-	2	13.7	0	23.3	46
47 Influenza and pneumonia (480-483, 490-493)	4	4	-	24.7	27.4	0	-	-	-	0	0	0	47
48 Bronchitis (500-502)	-	-	-	0	0	0	-	-	-	0	0	0	48
49 Ulcer of stomach and duodenum (540, 541)	1	1	-	6.2	6.8	0	1	-	1	6.8	0	11.6	49
50 Appendicitis (550-553)	-	-	-	0	0	0	-	-	-	0	0	0	50
51 Intestinal obstruction and hernia (560, 561, 570)	1	1	-	6.2	6.8	0	1	-	1	6.8	0	11.6	51
52 Gastritis, duodenitis, enteritis and colitis (except diarrhea of the newborn) (543, 571, 572)	-	-	-	0	0	0	-	-	-	0	0	0	52
53 Cirrhosis of liver (581)	3	3	-	18.5	20.5	0	1	1	-	6.8	16.7	0	53
54 Nephritis and nephrosis (590-594)	3	3	-	18.5	20.5	0	-	-	-	0	0	0	54
55 Hyperplasia of prostate (610)	-	-	-	0	0	0	-	-	-	0	0	0	55
56 Complications of pregnancy, childbirth and the puerperium (640-652, 670-689)	-	-	-	0	0	0	-	-	-	0	0	0	56
57 Congenital malformations (750-759)	1	1	-	6.2	6.8	0	6	3	3	41.1	50.0	34.9	57
58 Birth injuries, postnatal asphyxia and atelectasis (760-762)	-	-	-	0	0	0	2	1	1	13.7	16.7	11.6	58
59 Infection of the newborn (763-768)	1	1	-	6.2	6.8	0	1	-	1	6.8	0	11.6	59
60 Other diseases peculiar to early infancy, and immaturity unqualified (769-776)	2	2	-	12.3	13.7	0	2	-	2	13.7	0	23.3	60
61 Senility, without mention of psychosis (794)	-	-	-	0	0	0	-	-	-	0	0	0	61
62 Ill-defined and unknown causes (780-793, 795)	-	-	-	0	0	0	-	-	-	0	0	0	62
63 Motor vehicle accidents (E810-E835)	13	13	-	80.2	89.0	0	4	2	2	27.4	33.3	23.3	63
64 All other accidents (E800-E802, E840-E962)	4	4	-	24.7	27.4	0	3	2	1	20.5	33.3	11.6	64
65 Suicide (E963, E970-E979)	5	5	-	30.9	34.2	0	2	1	1	13.7	16.7	11.6	65
66 Homicide (E964, E980-E985)	1	1	-	6.2	6.8	0	3	-	3	20.5	0	34.9	66
67 All other diseases (residual)	14	14	-	86.4	95.9	0	11	5	6	75.3	83.3	69.8	67

TABLE XIII VITAL STATISTICS, BY COUNTY, BY RACE, GEORGIA, 1966

ITEM	PICKENS						PIERCE						
	Number			Rate or Ratio *			Number			Rate or Ratio *			
	Total	White	Non-White	Total	White	Non-White	Total	White	Non-White	Total	White	Non-White	
1 Estimated population as of July 1	9,400	9,000	400				10,100	7,900	2,200				1
LIVE BIRTHS													
2 Total	192	187	5	20.4	20.8	12.5	195	129	66	19.3	16.3	30.0	2
3 Delivered in hospital	192	187	5	100.0	100.0	100.0	194	129	65	99.5	100.0	98.5	3
4 Delivered in home by physician	-	-	-	0	0	0	1	-	1	0.5	0	1.5	4
5 Delivered in home by midwife	-	-	-	0	0	0	-	-	-	0	0	0	5
6 Other deliveries	-	-	-	0	0	0	-	-	-	0	0	0	6
7 Immature births	17	16	1	88.5	85.6	200.0	21	10	11	107.7	77.5	166.7	7
8 Live births to unwed mothers	1	1	-	5.2	5.3	0	23	3	20	117.9	23.3	303.0	8
FETAL DEATHS													
9 Total	7	7	-	36.5	37.4	0	4	2	2	20.5	15.5	30.3	9
10 Under 20 weeks gestation	-	-	-	0	0	0	2	1	1	10.3	7.8	15.2	10
11 20-27 weeks gestation	1	1	-	5.2	5.3	0	1	1	-	5.1	7.8	0	11
12 28 weeks and more	5	5	-	26.0	26.7	0	1	-	1	5.1	0	15.2	12
13 Unknown length of gestation	1	1	-	5.2	5.3	0	-	-	-	0	0	0	13
DEATHS													
14 Total, all ages	87	86	1	925.5	955.6	250.0	110	82	28	1089.1	1038.0	1272.7	14
15 Under 1 year	5	5	-	26.0	26.7	0	3	1	2	15.4	7.8	30.3	15
16 Under 28 days	3	3	-	15.6	16.0	0	3	1	2	15.4	7.8	30.3	16
17 Deaths from immaturity	1	1	-	5.2	5.3	0	1	1	-	5.1	7.8	0	17
18 1-4 years **	2	1	1	-	-	-	1	-	1	-	-	-	18
19 Maternal deaths	-	-	-	0	0	0	-	-	-	0	0	0	19
CAUSE OF DEATH													
20 Tuberculosis, all forms (001-019)	-	-	-	0	0	0	1	1	-	9.9	12.7	0	20
21 Syphilis and its sequelae (020-029)	-	-	-	0	0	0	-	-	-	0	0	0	21
22 Typhoid fever (040)	-	-	-	0	0	0	-	-	-	0	0	0	22
23 Dysentery, all forms (045-048)	-	-	-	0	0	0	-	-	-	0	0	0	23
24 Scarlet fever (050)	-	-	-	0	0	0	-	-	-	0	0	0	24
25 Streptococcal sore throat (051)	-	-	-	0	0	0	-	-	-	0	0	0	25
26 Diphtheria (055)	-	-	-	0	0	0	-	-	-	0	0	0	26
27 Whooping cough (056)	-	-	-	0	0	0	-	-	-	0	0	0	27
28 Meningococcal infections (057)	-	-	-	0	0	0	-	-	-	0	0	0	28
29 Acute poliomyelitis (080)	-	-	-	0	0	0	-	-	-	0	0	0	29
30 Acute infectious encephalitis (082)	-	-	-	0	0	0	-	-	-	0	0	0	30
31 Smallpox (084)	-	-	-	0	0	0	-	-	-	0	0	0	31
32 Measles (085)	-	-	-	0	0	0	-	-	-	0	0	0	32
33 Typhus and other rickettsial diseases (100-103, 105-108)	-	-	-	0	0	0	-	-	-	0	0	0	33
34 Rocky Mountain spotted fever (104)	-	-	-	0	0	0	-	-	-	0	0	0	34
35 Malaria (110-117)	-	-	-	0	0	0	-	-	-	0	0	0	35
36 All other diseases classified as infective and parasitic (030-039, 041-044, 049, 052-054, 059-074, 081, 083, 086-096, 120-138)	-	-	-	0	0	0	-	-	-	0	0	0	36
37 Malignant neoplasms, including neoplasms of lymphatic and haematopoietic tissues (140-205)	13	13	-	138.3	144.4	0	17	16	1	168.3	202.5	45.5	37
38 Benign and unspecified neoplasms (210-239)	1	1	-	10.6	11.1	0	1	1	-	9.9	12.7	0	38
39 Diabetes mellitus (260)	5	5	-	53.2	55.6	0	2	2	-	19.8	25.3	0	39
40 Pellagra (281)	-	-	-	0	0	0	-	-	-	0	0	0	40
41 Anemias (290-293)	-	-	-	0	0	0	-	-	-	0	0	0	41
42 Vascular lesions affecting central nervous system (330-334)	14	14	-	148.9	155.6	0	20	15	5	198.0	189.9	227.3	42
43 Nonmeningococcal meningitis (340)	-	-	-	0	0	0	-	-	-	0	0	0	43
44 Rheumatic fever (400-402)	-	-	-	0	0	0	-	-	-	0	0	0	44
45 Heart diseases (410-443)	26	26	-	276.6	288.9	0	33	26	7	326.7	329.1	318.2	45
46 Hypertension without mention of heart (444-447)	-	-	-	0	0	0	2	-	2	19.8	0	90.9	46
47 Influenza and pneumonia (480-483, 490-493)	2	2	-	21.3	22.2	0	-	-	-	0	0	0	47
48 Bronchitis (500-502)	-	-	-	0	0	0	2	2	-	19.8	25.3	0	48
49 Ulcer of stomach and duodenum (540, 541)	1	1	-	10.6	11.1	0	1	1	-	9.9	12.7	0	49
50 Appendicitis (550-553)	1	1	-	10.6	11.1	0	-	-	-	0	0	0	50
51 Intestinal obstruction and hernia (560, 561, 570)	-	-	-	0	0	0	-	-	-	0	0	0	51
52 Gastritis, duodenitis, enteritis and colitis (except diarrhea of the newborn) (543, 571, 572)	-	-	-	0	0	0	-	-	-	0	0	0	52
53 Cirrhosis of liver (581)	2	2	-	21.3	22.2	0	1	1	-	9.9	12.7	0	53
54 Nephritis and nephrosis (590-594)	2	2	-	21.3	22.2	0	2	-	2	19.8	0	90.9	54
55 Hyperplasia of prostate (610)	-	-	-	0	0	0	-	-	-	0	0	0	55
56 Complications of pregnancy, childbirth and the puerperium (640-652, 670-689)	-	-	-	0	0	0	-	-	-	0	0	0	56
57 Congenital malformations (750-759)	1	1	-	10.6	11.1	0	-	-	-	0	0	0	57
58 Birth injuries, postnatal asphyxia and atelectasis (760-762)	1	1	-	10.6	11.1	0	1	-	1	9.9	0	45.5	58
59 Infection of the newborn (763-768)	-	-	-	0	0	0	-	-	-	0	0	0	59
60 Other diseases peculiar to early infancy, and immaturity unqualified (769-776)	2	2	-	21.3	22.2	0	2	1	1	19.8	12.7	45.5	60
61 Senility, without mention of psychosis (794)	-	-	-	0	0	0	-	-	-	0	0	0	61
62 Ill-defined and unknown causes (780-793, 795)	1	1	-	10.6	11.1	0	-	-	-	0	0	0	62
63 Motor vehicle accidents (E810-E835)	5	4	1	53.2	44.4	250.0	3	3	-	29.7	38.0	0	63
64 All other accidents (E800-E802, E840-E962)	3	3	-	31.9	33.3	0	3	1	2	29.7	12.7	90.9	64
65 Suicide (E963, E970-E979)	-	-	-	0	0	0	1	1	-	9.9	12.7	0	65
66 Homicide (E964, E980-E985)	-	-	-	0	0	0	2	1	1	19.8	12.7	45.5	66
67 All other diseases (residual)	7	7	-	74.5	77.8	0	8	7	1	79.2	88.6	45.5	67

TABLE XIII VITAL STATISTICS, BY COUNTY, BY RACE, GEORGIA, 1966

ITEM	PIKE						POLK					
	Number			Rate or Ratio *			Number			Rate or Ratio *		
	Total	White	Non-White	Total	White	Non-White	Total	White	Non-White	Total	White	Non-White
1 Estimated population as of July 1	7,300	3,900	3,400				29,500	24,500	5,000			
LIVE BIRTHS												
2 Total	152	49	103	20.8	12.6	30.3	589	440	149	20.0	18.0	29.8
3 Delivered in hospital	91	47	44	59.9%	95.9%	42.7%	568	438	130	96.4%	99.5%	87.2%
4 Delivered in home by physician	-	-	-	0%	0%	0%	2	1	1	0.3%	0.2%	0.7%
5 Delivered in home by midwife	60	1	59	39.5%	2.0%	57.3%	19	1	18	3.2%	0.2%	12.1%
6 Other deliveries	1	1	-	0.7%	2.0%	0%	-	-	-	0%	0%	0%
7 Immature births	17	6	11	111.8	122.4	106.8	54	32	22	91.7	72.7	147.7
8 Live births to unwed mothers	23	-	23	151.3	0	223.3	70	20	50	118.8	45.5	335.6
FETAL DEATHS												
9 Total	6	2	4	39.5	40.8	38.8	8	6	2	13.6	13.6	13.4
10 Under 20 weeks gestation	1	1	-	6.6	20.4	0	-	-	-	0	0	0
11 20-27 weeks gestation	-	-	-	0	0	0	2	1	1	3.4	2.3	6.7
12 28 weeks and more	4	-	4	26.3	0	38.8	5	4	1	8.5	9.1	6.7
13 Unknown length of gestation	1	1	-	6.6	20.4	0	1	1	-	1.7	2.3	0
DEATHS												
14 Total, all ages	77	47	30	1054.8	1205.1	882.4	313	259	54	1061.0	1057.1	1080.0
15 Under 1 year	3	-	3	19.7	0	29.1	19	11	8	32.3	25.0	53.7
16 Under 28 days	1	-	1	6.6	0	9.7	12	8	4	20.4	18.2	26.8
17 Deaths from immaturity	-	-	-	0	0	0	4	2	2	6.8	4.5	13.4
18 1-4 years * *	1	-	1	-	-	-	-	-	-	-	-	-
19 Maternal deaths	-	-	-	0	0	0	-	-	-	0	0	0
CAUSE OF DEATH												
20 Tuberculosis, all forms (001-019)	-	-	-	0	0	0	1	1	-	3.4	4.1	0
21 Syphilis and its sequelae (020-029)	-	-	-	0	0	0	-	-	-	0	0	0
22 Typhoid fever (040)	-	-	-	0	0	0	-	-	-	0	0	0
23 Dysentery, all forms (045-048)	-	-	-	0	0	0	-	-	-	0	0	0
24 Scarlet fever (050)	-	-	-	0	0	0	-	-	-	0	0	0
25 Streptococcal sore throat (051)	-	-	-	0	0	0	-	-	-	0	0	0
26 Diphtheria (055)	-	-	-	0	0	0	-	-	-	0	0	0
27 Whooping cough (056)	-	-	-	0	0	0	-	-	-	0	0	0
28 Meningococcal infections (057)	-	-	-	0	0	0	-	-	-	0	0	0
29 Acute poliomyelitis (080)	-	-	-	0	0	0	-	-	-	0	0	0
30 Acute infectious encephalitis (082)	-	-	-	0	0	0	-	-	-	0	0	0
31 Smallpox (084)	-	-	-	0	0	0	-	-	-	0	0	0
32 Measles (085)	-	-	-	0	0	0	-	-	-	0	0	0
33 Typhus and other rickettsial diseases (100-103, 105-108)	-	-	-	0	0	0	-	-	-	0	0	0
34 Rocky Mountain spotted fever (104)	-	-	-	0	0	0	-	-	-	0	0	0
35 Malaria (110-117)	-	-	-	0	0	0	-	-	-	0	0	0
36 All other diseases classified as infective and parasitic (030-039, 041-044, 049, 052-054, 059-074, 081, 083, 086-096, 120-138)	-	-	-	0	0	0	1	1	-	3.4	4.1	0
37 Malignant neoplasms, including neoplasms of lymphatic and haematopoietic tissues: (140-205)	10	6	4	137.0	153.8	117.6	37	33	4	125.4	134.7	80.0
38 Benign and unspecified neoplasms (210-239)	-	-	-	0	0	0	-	-	-	0	0	0
39 Diabetes mellitus (260)	3	3	-	41.1	76.9	0	1	1	-	3.4	4.1	0
40 Pellagra (281)	-	-	-	0	0	0	-	-	-	0	0	0
41 Anemias (290-293)	-	-	-	0	0	0	1	-	1	3.4	0	20.0
42 Vascular lesions affecting central nervous system (330-334)	13	8	5	178.1	205.1	147.1	32	26	6	108.5	106.1	120.0
43 Nonmeningococcal meningitis (340)	-	-	-	0	0	0	1	1	-	3.4	4.1	0
44 Rheumatic fever (400-402)	-	-	-	0	0	0	-	-	-	0	0	0
45 Heart diseases (410-443)	32	21	11	438.4	538.5	323.5	139	119	20	471.2	485.7	400.0
46 Hypertension without mention of heart (444-447)	-	-	-	0	0	0	6	4	2	20.3	16.3	40.0
47 Influenza and pneumonia (480-483, 490-493)	2	-	2	27.4	0	58.8	-	-	-	0	0	0
48 Bronchitis (500-502)	-	-	-	0	0	0	3	3	-	10.2	12.2	0
49 Ulcer of stomach and duodenum (540, 541)	2	2	-	27.4	51.3	0	-	-	-	0	0	0
50 Appendicitis (550-553)	-	-	-	0	0	0	-	-	-	0	0	0
51 Intestinal obstruction and hernia (560, 561, 570)	-	-	-	0	0	0	1	1	-	3.4	4.1	0
52 Gastritis, duodenitis, enteritis and colitis (except diarrhea of the newborn) (543, 571, 572)	-	-	-	0	0	0	-	-	-	0	0	0
53 Cirrhosis of liver (581)	-	-	-	0	0	0	2	2	-	6.8	8.2	0
54 Nephritis and nephrosis (590-594)	1	1	-	13.7	25.6	0	1	1	-	3.4	4.1	0
55 Hyperplasia of prostate (610)	-	-	-	0	0	0	-	-	-	0	0	0
56 Complications of pregnancy, childbirth and the puerperium (640-652, 670-689)	-	-	-	0	0	0	-	-	-	0	0	0
57 Congenital malformations (750-759)	-	-	-	0	0	0	1	1	-	3.4	4.1	0
58 Birth injuries, postnatal asphyxia and atelectasis (760-762)	-	-	-	0	0	0	1	1	-	3.4	4.1	0
59 Infection of the newborn (763-768)	1	-	1	13.7	0	29.4	1	1	-	3.4	4.1	0
60 Other diseases peculiar to early infancy, and immaturity unqualified (769-776)	-	-	-	0	0	0	9	6	3	30.5	24.5	60.0
61 Senility, without mention of psychosis (794)	-	-	-	0	0	0	-	-	-	0	0	0
62 Ill-defined and unknown causes (780-793, 795)	-	-	-	0	0	0	3	2	1	10.2	8.2	20.0
63 Motor vehicle accidents (E810-E835)	2	-	2	27.4	0	58.8	15	14	1	50.8	57.1	20.0
64 All other accidents (E800-E802, E840-E962)	-	-	-	0	0	0	12	9	3	40.7	36.7	60.0
65 Suicide (E963, E970-E979)	-	-	-	0	0	0	3	2	1	10.2	8.2	20.0
66 Homicide (E964, E980-E985)	1	-	1	13.7	0	29.4	4	1	3	13.6	4.1	60.0
67 All other diseases (residual)	10	6	4	137.0	153.8	117.6	26	21	5	88.1	85.7	100.0

TABLE XIII VITAL STATISTICS, BY COUNTY, BY RACE, GEORGIA, 1966

ITEM	PULASKI						PUTNAM					
	Number			Rate or Ratio *			Number			Rate or Ratio *		
	Total	White	Non-White	Total	White	Non-White	Total	White	Non-White	Total	White	Non-White
1 Estimated population as of July 1	8,500	4,800	3,700				8,100	3,700	4,400			
LIVE BIRTHS												
2 Total	176	91	85	20.7	19.0	23.0	162	55	107	20.0	14.9	24.3
3 Delivered in hospital	111	89	22	63.1%	97.8%	25.9%	116	55	61	71.5%	100.0%	57.0%
4 Delivered in home by physician	-	-	-	0%	0%	0%	-	-	-	0%	0%	0%
5 Delivered in home by midwife	65	2	63	36.9%	2.2%	74.1%	46	-	46	28.4%	0%	43.0%
6 Other deliveries	-	-	-	0%	0%	0%	-	-	-	0%	0%	0%
7 Immature births	21	8	13	119.3	87.9	152.9	11	2	9	67.9	36.4	84.1
8 Live births to unwed mothers	22	2	20	125.0	22.0	235.3	29	1	28	179.0	18.2	261.7
FETAL DEATHS												
9 Total	3	-	3	17.0	0	35.3	4	1	3	24.7	18.2	28.0
10 Under 20 weeks gestation	1	-	1	5.7	0	11.8	2	1	1	12.3	18.2	9.3
11 20-27 weeks gestation	-	-	-	0	0	0	1	-	1	6.2	0	9.3
12 28 weeks and more	1	-	1	5.7	0	11.8	1	-	1	6.2	0	9.3
13 Unknown length of gestation	1	-	1	5.7	0	11.8	-	-	-	0	0	0
DEATHS												
14 Total, all ages	92	50	42	1082.4	1041.7	1135.1	72	42	30	888.9	1135.1	681.8
15 Under 1 year	11	5	6	62.5	54.9	70.6	5	-	5	30.9	0	46.7
16 Under 28 days	7	4	3	39.8	44.0	35.3	1	-	1	6.2	0	9.3
17 Deaths from immaturity	1	-	1	5.7	0	11.8	-	-	-	0	0	0
18 1-4 years * *	2	1	1	-	-	-	1	1	-	-	-	-
19 Maternal deaths	-	-	-	0	0	0	-	-	-	0	0	0
CAUSE OF DEATH												
20 Tuberculosis, all forms (001-019)	-	-	-	0	0	0	-	-	-	0	0	0
21 Syphilis and its sequelae (020-029)	1	-	1	11.8	0	27.0	1	-	1	12.3	0	22.7
22 Typhoid fever (040)	-	-	-	0	0	0	-	-	-	0	0	0
23 Dysentery, all forms (045-048)	-	-	-	0	0	0	-	-	-	0	0	0
24 Scarlet fever (050)	-	-	-	0	0	0	-	-	-	0	0	0
25 Streptococcal sore throat (051)	-	-	-	0	0	0	-	-	-	0	0	0
26 Diphtheria (055)	-	-	-	0	0	0	-	-	-	0	0	0
27 Whooping cough (056)	-	-	-	0	0	0	-	-	-	0	0	0
28 Meningococcal infections (057)	-	-	-	0	0	0	-	-	-	0	0	0
29 Acute poliomyelitis (080)	-	-	-	0	0	0	-	-	-	0	0	0
30 Acute infectious encephalitis (082)	-	-	-	0	0	0	-	-	-	0	0	0
31 Smallpox (084)	-	-	-	0	0	0	-	-	-	0	0	0
32 Measles (085)	-	-	-	0	0	0	-	-	-	0	0	0
33 Typhus and other rickettsial diseases (100-103, 105-108)	-	-	-	0	0	0	-	-	-	0	0	0
34 Rocky Mountain spotted fever (104)	-	-	-	0	0	0	-	-	-	0	0	0
35 Malaria (110-117)	-	-	-	0	0	0	-	-	-	0	0	0
36 All other diseases classified as infective and parasitic (030-039, 041-044, 049, 052-054, 059-074, 081, 083, 086-096, 120-138)	1	-	1	11.8	0	27.0	4	-	4	49.4	0	90.9
37 Malignant neoplasms, including neoplasms of lymphatic and haematopoietic tissues (140-205)	10	6	4	117.6	125.0	108.1	4	3	1	49.4	81.1	22.7
38 Benign and unspecified neoplasms (210-239)	-	-	-	0	0	0	-	-	-	0	0	0
39 Diabetes mellitus (260)	1	1	-	11.8	20.8	0	-	-	-	0	0	0
40 Pellagra (281)	-	-	-	0	0	0	-	-	-	0	0	0
41 Anemias (290-293)	-	-	-	0	0	0	-	-	-	0	0	0
42 Vascular lesions affecting central nervous system (330-334)	13	5	8	152.9	104.2	216.2	8	2	6	98.8	54.1	136.4
43 Nonmeningococcal meningitis (340)	-	-	-	0	0	0	-	-	-	0	0	0
44 Rheumatic fever (400-402)	-	-	-	0	0	0	-	-	-	0	0	0
45 Heart diseases (410-443)	27	21	6	317.6	437.5	162.2	30	19	11	370.4	513.5	250.0
46 Hypertension without mention of heart (444-447)	2	1	1	23.5	20.8	27.0	-	-	-	0	0	0
47 Influenza and pneumonia (480-483, 490-493)	2	1	1	23.5	20.8	27.0	-	-	-	0	0	0
48 Bronchitis (500-502)	-	-	-	0	0	0	-	-	-	0	0	0
49 Ulcer of stomach and duodenum (540, 541)	1	1	-	11.8	20.8	0	1	1	-	12.3	27.0	0
50 Appendicitis (550-553)	-	-	-	0	0	0	-	-	-	0	0	0
51 Intestinal obstruction and hernia (560, 561, 570)	1	-	1	11.8	0	27.0	-	-	-	0	0	0
52 Gastritis, duodenitis, enteritis and colitis (except diarrhea of the newborn) (543, 571, 572)	1	-	1	11.8	0	27.0	1	1	-	12.3	27.0	0
53 Cirrhosis of liver (581)	1	1	-	11.8	20.8	0	-	-	-	0	0	0
54 Nephritis and nephrosis (590-594)	1	-	1	11.8	0	27.0	-	-	-	0	0	0
55 Hyperplasia of prostate (610)	-	-	-	0	0	0	-	-	-	0	0	0
56 Complications of pregnancy, childbirth and the puerperium (640-652, 670-689)	-	-	-	0	0	0	-	-	-	0	0	0
57 Congenital malformations (750-759)	3	2	1	35.3	41.7	27.0	1	1	-	12.3	27.0	0
58 Birth injuries, postnatal asphyxia and atelectasis (760-762)	2	2	-	23.5	41.7	0	-	-	-	0	0	0
59 Infection of the newborn (763-768)	-	-	-	0	0	0	1	-	1	12.3	0	22.7
60 Other diseases peculiar to early infancy, and immaturity unqualified (769-776)	4	1	3	47.1	20.8	81.1	-	-	-	0	0	0
61 Senility, without mention of psychosis (794)	2	-	2	23.5	0	54.1	-	-	-	0	0	0
62 Ill-defined and unknown causes (780-793, 795)	4	1	3	47.1	20.8	81.1	-	-	-	0	0	0
63 Motor vehicle accidents (E810-E835)	1	-	1	11.8	20.8	0	3	3	-	37.0	81.1	0
64 All other accidents (E800-E802, E840-E962)	5	2	3	58.8	41.7	81.1	4	2	2	49.4	54.1	45.5
65 Suicide (E963, E970-E979)	1	-	1	11.8	0	27.0	-	-	-	37.0	54.1	22.7
66 Homicide (E964, E980-E985)	1	-	1	11.8	0	27.0	-	-	-	0	0	0
67 All other diseases (residual)	8	4	4	94.1	83.3	108.1	8	7	1	98.8	189.2	22.7

TABLE XIII VITAL STATISTICS, BY COUNTY, BY RACE, GEORGIA, 1966

ITEM	QUILTMAN						RABUN					
	Number			Rate or Ratio *			Number			Rate or Ratio *		
	Total	White	Non-White	Total	White	Non-White	Total	White	Non-White	Total	White	Non-White
1 Estimated population as of July 1	2,500	900	1,600				7,900	7,800	100			
LIVE BIRTHS												
2 Total	57	10	47	22.8	11.1	29.4	129	129	-	16.3	16.5	0
3 Delivered in hospital	32	9	23	56.1%	90.0%	48.9%	129	129	-	100.0%	100.0%	---
4 Delivered in home by physician	-	-	-	0%	0%	0%	-	-	-	0%	0%	---
5 Delivered in home by midwife	25	1	24	43.9%	10.0%	51.1%	-	-	-	0%	0%	---
6 Other deliveries	-	-	-	0%	0%	0%	-	-	-	0%	0%	---
7 Immature births	6	-	6	105.3	0	127.7	11	11	-	85.3	85.3	---
8 Live births to unwed mothers	9	-	9	157.9	0	191.5	2	2	-	15.5	15.5	---
FETAL DEATHS												
9 Total	-	-	-	0	0	0	11	11	-	85.3	85.3	---
10 Under 20 weeks gestation	-	-	-	0	0	0	7	7	-	54.3	54.3	---
11 20-27 weeks gestation	-	-	-	0	0	0	1	1	-	7.8	7.8	---
12 28 weeks and more	-	-	-	0	0	0	3	3	-	23.3	23.3	---
13 Unknown length of gestation	-	-	-	0	0	0	-	-	-	0	0	---
DEATHS												
14 Total, all ages	26	15	11	104.0	1666.7	687.5	65	64	1	822.8	820.5	1000.0
15 Under 1 year	-	-	-	0	0	0	2	2	-	15.5	15.5	---
16 Under 28 days	-	-	-	0	0	0	1	1	-	7.8	7.8	---
17 Deaths from immaturity	-	-	-	0	0	0	1	1	-	7.8	7.8	---
18 1-4 years **	1	-	1	-	-	-	-	-	-	-	-	-
19 Maternal deaths	-	-	-	0	0	0	-	-	-	0	0	---
CAUSE OF DEATH												
20 Tuberculosis, all forms (001-019)	-	-	-	0	0	0	1	1	-	12.7	12.8	0
21 Syphilis and its sequelae (020-029)	1	1	-	40.0	111.1	0	-	-	-	0	0	0
22 Typhoid fever (040)	-	-	-	0	0	0	-	-	-	0	0	0
23 Dysentery, all forms (045-048)	-	-	-	0	0	0	-	-	-	0	0	0
24 Scarlet fever (050)	-	-	-	0	0	0	-	-	-	0	0	0
25 Streptococcal sore throat (051)	-	-	-	0	0	0	-	-	-	0	0	0
26 Diphtheria (055)	-	-	-	0	0	0	-	-	-	0	0	0
27 Whooping cough (056)	-	-	-	0	0	0	-	-	-	0	0	0
28 Meningococcal infections (057)	-	-	-	0	0	0	-	-	-	0	0	0
29 Acute poliomyelitis (080)	-	-	-	0	0	0	-	-	-	0	0	0
30 Acute infectious encephalitis (082)	-	-	-	0	0	0	-	-	-	0	0	0
31 Smallpox (084)	-	-	-	0	0	0	-	-	-	0	0	0
32 Measles (085)	-	-	-	0	0	0	-	-	-	0	0	0
33 Typhus and other rickettsial diseases (100-103, 105-108)	-	-	-	0	0	0	-	-	-	0	0	0
34 Rocky Mountain spotted fever (104)	-	-	-	0	0	0	-	-	-	0	0	0
35 Malaria (110-117)	-	-	-	0	0	0	-	-	-	0	0	0
36 All other diseases classified as infective and parasitic (030-039, 041-044, 049, 052-054, 059-074, 081, 083, 086-096, 120-138)	-	-	-	0	0	0	-	-	-	0	0	0
37 Malignant neoplasms, including neoplasms of lymphatic and haematopoietic tissues (140-205)	4	3	1	160.0	333.3	62.5	11	10	1	139.2	128.2	1000.0
38 Benign and unspecified neoplasms (210-239)	1	1	-	40.0	111.1	0	1	1	-	12.7	12.8	0
39 Diabetes mellitus (260)	-	-	-	0	0	0	-	-	-	0	0	0
40 Pellagra (281)	-	-	-	0	0	0	-	-	-	0	0	0
41 Anemias (290-293)	-	-	-	0	0	0	1	1	-	12.7	12.8	0
42 Vascular lesions affecting central nervous system (330-334)	2	1	1	80.0	111.1	62.5	7	7	-	88.6	89.7	0
43 Nonmeningococcal meningitis (340)	-	-	-	0	0	0	-	-	-	0	0	0
44 Rheumatic fever (400-402)	-	-	-	0	0	0	-	-	-	0	0	0
45 Heart diseases (410-443)	8	3	5	320.0	333.3	312.5	28	28	-	354.4	359.0	0
46 Hypertension without mention of heart (444-447)	-	-	-	0	0	0	1	1	-	12.7	12.8	0
47 Influenza and pneumonia (480-483, 490-493)	2	1	1	80.0	111.1	62.5	-	-	-	0	0	0
48 Bronchitis (500-502)	-	-	-	0	0	0	-	-	-	0	0	0
49 Ulcer of stomach and duodenum (540, 541)	1	1	-	40.0	111.1	0	1	1	-	12.7	12.8	0
50 Appendicitis (550-553)	-	-	-	0	0	0	-	-	-	0	0	0
51 Intestinal obstruction and hernia (560, 561, 570)	-	-	-	0	0	0	-	-	-	0	0	0
52 Gastritis, duodenitis, enteritis and colitis (except diarrhea of the newborn) (543, 571, 572)	-	-	-	0	0	0	1	1	-	12.7	12.8	0
53 Cirrhosis of liver (581)	-	-	-	0	0	0	-	-	-	0	0	0
54 Nephritis and nephrosis (590-594)	-	-	-	0	0	0	-	-	-	0	0	0
55 Hyperplasia of prostate (610)	-	-	-	0	0	0	-	-	-	0	0	0
56 Complications of pregnancy, childbirth and the puerperium (640-652, 670-689)	-	-	-	0	0	0	-	-	-	0	0	0
57 Congenital malformations (750-759)	1	-	1	40.0	0	62.5	1	1	-	12.7	12.8	0
58 Birth injuries, postnatal asphyxia and atelectasis (760-762)	-	-	-	0	0	0	-	-	-	0	0	0
59 Infection of the newborn (763-768)	-	-	-	0	0	0	-	-	-	0	0	0
60 Other diseases peculiar to early infancy, and immaturity unqualified (769-776)	-	-	-	0	0	0	1	1	-	12.7	12.8	0
61 Senility, without mention of psychosis (794)	-	-	-	0	0	0	-	-	-	0	0	0
62 Ill-defined and unknown causes (780-793, 795)	1	1	-	40.0	111.1	0	-	-	-	0	0	0
63 Motor vehicle accidents (E810-E835)	2	2	-	80.0	222.2	0	1	1	-	12.7	12.8	0
64 All other accidents (E800-E802, E840-E942)	2	1	1	80.0	111.1	62.5	2	2	-	25.3	25.6	0
65 Suicide (E943, E970-E979)	-	-	-	0	0	0	1	1	-	12.7	12.8	0
66 Homicide (E964, E980-E985)	-	-	-	0	0	0	-	-	-	0	0	0
67 All other diseases (residual)	1	-	1	40.0	0	62.5	5	5	-	63.3	64.1	0

TABLE XIII VITAL STATISTICS, BY COUNTY, BY RACE, GEORGIA, 1966

ITEM	RANDOLPH						RICHMOND					
	Number			Rate or Ratio *			Number			Rate or Ratio *		
	Total	White	Non-White	Total	White	Non-White	Total	White	Non-White	Total	White	Non-White
1 Estimated population as of July 1	11,100	4,100	7,000				143,800	96,100	47,700			
LIVE BIRTHS												
2 Total	175	45	130	15.8	11.0	18.6	3,063	2,024	1,039	21.3	21.1	21.8
3 Delivered in hospital	65	45	20	37.1%	100.0%	15.4%	3,045	2,018	1,027	99.4%	99.7%	98.8%
4 Delivered in home by physician	5	-	5	2.9%	0%	3.8%	16	6	10	0.5%	0.3%	1.0%
5 Delivered in home by midwife	105	-	105	60.0%	0%	80.8%	2	-	2	0.1%	0%	0.2%
6 Other deliveries	-	-	-	0%	0%	0%	-	-	-	0%	0%	0%
7 Immature births	10	-	10	57.1	0	76.9	309	155	154	100.9	76.6	148.2
8 Live births to unwed mothers	34	-	34	194.3	0	261.5	274	55	219	89.5	27.2	210.8
FETAL DEATHS												
9 Total	4	1	3	22.9	22.2	23.1	170	113	57	55.5	55.8	54.9
10 Under 20 weeks gestation	-	-	-	0	0	0	104	76	28	34.0	37.5	26.9
11 20-27 weeks gestation	1	1	-	5.7	22.2	0	21	13	8	6.9	6.4	7.7
12 28 weeks and more	3	-	3	17.1	0	23.1	43	23	20	14.0	11.4	19.2
13 Unknown length of gestation	-	-	-	0	0	0	2	1	1	0.7	0.5	1.0
DEATHS												
14 Total, all ages	126	58	68	1135.1	1414.6	971.4	1,337	813	524	929.8	846.0	1098.5
15 Under 1 year	5	-	5	28.6	0	38.5	79	48	31	25.8	23.7	29.8
16 Under 28 days	2	-	2	11.4	0	15.4	55	38	17	18.0	18.8	16.4
17 Deaths from immaturity	-	-	-	0	0	0	17	9	8	5.6	4.4	7.7
18 1-4 years **	3	-	3	-	-	-	12	10	2	-	-	-
19 Maternal deaths	-	-	-	0	0	0	1	-	1	3.3	0	9.6
CAUSE OF DEATH												
20 Tuberculosis, all forms (001-019)	1	-	1	9.0	0	14.3	4	1	3	2.8	1.0	6.3
21 Syphilis and its sequelae (020-029)	-	-	-	0	0	0	-	-	-	0	0	0
22 Typhoid fever (040)	-	-	-	0	0	0	-	-	-	0	0	0
23 Dysentery, all forms (045-048)	-	-	-	0	0	0	-	-	-	0	0	0
24 Scarlet fever (050)	-	-	-	0	0	0	-	-	-	0	0	0
25 Streptococcal sore throat (051)	-	-	-	0	0	0	-	-	-	0	0	0
26 Diphtheria (055)	-	-	-	0	0	0	-	-	-	0	0	0
27 Whooping cough (056)	-	-	-	0	0	0	-	-	-	0	0	0
28 Meningococcal infections (057)	-	-	-	0	0	0	1	-	1	0.7	0	2.1
29 Acute poliomyelitis (080)	-	-	-	0	0	0	-	-	-	0	0	0
30 Acute infectious encephalitis (082)	-	-	-	0	0	0	2	2	-	1.4	2.1	0
31 Smallpox (084)	-	-	-	0	0	0	-	-	-	0	0	0
32 Measles (085)	-	-	-	0	0	0	1	-	1	0.7	0	2.1
33 Typhus and other rickettsial diseases (100-103, 105-108)	-	-	-	0	0	0	-	-	-	0	0	0
34 Rocky Mountain spotted fever (104)	-	-	-	0	0	0	-	-	-	0	0	0
35 Malaria (110-117)	-	-	-	0	0	0	-	-	-	0	0	0
36 All other diseases classified as infective and parasitic (030-039, 041-044, 049, 052-054, 059-074, 081, 083, 086-096, 120-138)	-	-	-	0	0	0	6	1	5	4.2	1.0	10.5
37 Malignant neoplasms, including neoplasms of lymphatic and haematopoietic tissues (140-205)	16	14	2	144.1	341.5	28.6	209	142	67	145.3	147.8	140.5
38 Benign and unspecified neoplasms (210-239)	-	-	-	0	0	0	6	5	1	4.2	5.2	2.1
39 Diabetes mellitus (260)	1	1	-	9.0	24.4	0	16	9	7	11.1	9.4	14.7
40 Peleagra (281)	-	-	-	0	0	0	-	-	-	0	0	0
41 Anemias (290-293)	1	1	-	9.0	0	14.3	3	2	1	2.1	2.1	2.1
42 Vascular lesions affecting central nervous system (330-334)	29	8	21	261.3	195.1	300.0	170	87	83	118.2	90.5	174.0
43 Nonmeningococcal meningitis (340)	-	-	-	0	0	0	2	1	1	1.4	1.0	2.1
44 Rheumatic fever (400-402)	-	-	-	0	0	0	-	-	-	0	0	0
45 Heart diseases (410-443)	24	11	13	216.2	268.3	185.7	440	288	152	306.0	299.7	318.7
46 Hypertension without mention of heart (444-447)	1	-	1	9.0	0	14.3	6	2	4	4.2	2.1	8.4
47 Influenza and pneumonia (480-483, 490-493)	10	5	5	90.1	122.0	71.4	1	-	1	0.7	0	2.1
48 Bronchitis (500-502)	1	-	1	9.0	24.4	0	1	1	-	0.7	1.0	0
49 Ulcer of stomach and duodenum (540, 541)	1	-	1	9.0	0	14.3	8	5	3	5.6	5.2	6.3
50 Appendicitis (550-553)	-	-	-	0	0	0	1	1	-	0.7	1.0	0
51 Intestinal obstruction and hernia (560, 561, 570)	2	1	1	18.0	24.4	14.3	8	4	4	5.6	4.2	8.4
52 Gastritis, duodenitis, enteritis and colitis (except diarrhea of the newborn) (543, 571, 572)	3	-	3	27.0	0	42.9	5	3	2	3.5	3.1	4.2
53 Cirrhosis of liver (581)	3	3	-	27.0	73.2	0	13	10	3	9.0	10.4	6.3
54 Nephritis and nephrosis (590-594)	-	-	-	0	0	0	6	1	5	4.2	1.0	10.5
55 Hyperplasia of prostate (610)	-	-	-	0	0	0	1	-	1	0.7	0	2.1
56 Complications of pregnancy, childbirth and the puerperium (640-652, 670-689)	-	-	-	0	0	0	1	-	1	0.7	0	2.1
57 Congenital malformations (750-759)	1	-	1	9.0	0	14.3	21	15	6	14.6	15.6	12.6
58 Birth injuries, postnatal asphyxia and atelectasis (760-762)	-	-	-	0	0	0	16	12	4	11.1	12.5	8.4
59 Infection of the newborn (763-768)	1	-	1	9.0	0	14.3	3	2	1	2.1	2.1	2.1
60 Other diseases peculiar to early infancy, and immaturity unqualified (769-776)	-	-	-	0	0	0	32	20	12	22.3	20.8	25.2
61 Senility, without mention of psychosis (794)	-	-	-	0	0	0	7	-	7	4.9	0	14.7
62 Ill-defined and unknown causes (780-793, 795)	11	2	9	99.1	48.8	128.6	5	3	2	3.5	3.1	4.2
63 Motor vehicle accidents (E810-E835)	3	2	1	27.0	48.8	14.3	44	34	10	30.6	35.4	21.0
64 All other accidents (E800-E802, E840-E962)	5	4	1	45.0	97.6	14.3	30	23	7	20.9	23.9	14.7
65 Suicide (E963, E970-E979)	3	3	-	27.0	73.2	0	20	19	1	13.9	19.8	2.1
66 Homicide (E964, E980-E985)	1	-	1	9.0	0	14.3	22	3	19	15.3	3.1	39.8
67 All other diseases (residual)	8	3	5	72.1	73.2	71.4	165	84	81	114.7	87.4	169.8

TABLE XIII VITAL STATISTICS, BY COUNTY, BY RACE, GEORGIA, 1966

ITEM	ROCKDALE						SCHLEY						
	Number			Rate or Ratio *			Number			Rate or Ratio *			
	Total	White	Non-White	Total	White	Non-White	Total	White	Non-White	Total	White	Non-White	
1 Estimated population as of July 1	15,700	11,700	4,000				3,400	1,500	1,900				1
LIVE BIRTHS													
2 Total	323	225	98	20.6	19.2	24.5	75	30	45	22.1	20.0	23.7	2
3 Delivered in hospital	321	225	96	99.4%	100.0%	98.0%	40	30	10	53.3%	100.0%	22.2%	3
4 Delivered in home by physician				0%	0%	0%				0%	0%	0%	4
5 Delivered in home by midwife	2		2	0.6%	0%	2.0%	35		35	46.7%	0%	77.8%	5
6 Other deliveries				0%	0%	0%				0%	0%	0%	6
7 Immature births	24	14	10	74.3	62.2	102.0	7	2	5	93.3	66.7	111.1	7
8 Live births to unwed mothers	24	6	18	74.3	26.7	183.7	16		16	213.3	0	355.6	8
FETAL DEATHS													
9 Total	4	4		12.4	17.8	0	2		2	26.7	0	44.4	9
10 Under 20 weeks gestation				0	0	0				0	0	0	10
11 20-27 weeks gestation				0	0	0				0	0	0	11
12 28 weeks and more	4	4		12.4	17.8	0	1		1	13.3	0	22.2	12
13 Unknown length of gestation				0	0	0	1		1	13.3	0	22.2	13
DEATHS													
14 Total, all ages	124	85	39	789.8	726.5	975.0	45	18	27	323.5	1200.0	1421.1	14
15 Under 1 year	2		2	6.2	0	20.4	6	2	4	80.0	66.7	88.9	15
16 Under 28 days	1		1	3.1	0	10.2	3	2	1	40.0	66.7	22.2	16
17 Deaths from immaturity				0	0	0	2	2		26.7	66.7	0	17
18 1-4 years **	2	1	1										18
19 Maternal deaths				0	0	0				0	0	0	19
CAUSE OF DEATH													
20 Tuberculosis, all forms (001-019)	1		1	6.4	0	25.0				0	0	0	20
21 Syphilis and its sequelae (020-029)				0	0	0				0	0	0	21
22 Typhoid fever (040)				0	0	0				0	0	0	22
23 Dysentery, all forms (045-048)				0	0	0				0	0	0	23
24 Scarlet fever (050)				0	0	0				0	0	0	24
25 Streptococcal sore throat (051)				0	0	0				0	0	0	25
26 Diphtheria (055)				0	0	0				0	0	0	26
27 Whooping cough (056)				0	0	0				0	0	0	27
28 Meningococcal infections (057)				0	0	0				0	0	0	28
29 Acute poliomyelitis (080)				0	0	0				0	0	0	29
30 Acute infectious encephalitis (082)				0	0	0				0	0	0	30
31 Smallpox (084)				0	0	0				0	0	0	31
32 Measles (085)				0	0	0				0	0	0	32
33 Typhus and other rickettsial diseases (100-103, 105-108)				0	0	0				0	0	0	33
34 Rocky Mountain spotted fever (104)				0	0	0				0	0	0	34
35 Malaria (110-117)				0	0	0				0	0	0	35
36 All other diseases classified as infective and parasitic (030-039, 041-044, 049, 052-054, 059-074, 081, 083, 086-096, 120-138)	1	1		6.4	8.5	0				0	0	0	36
37 Malignant neoplasms, including neoplasms of lymphatic and haematopoietic tissues (140-205)	17	10	7	108.3	85.5	175.0	6	1	5	176.5	66.7	263.2	37
38 Benign and unspecified neoplasms (210-239)				0	0	0				0	0	0	38
39 Diabetes mellitus (260)	3		3	19.1	0	75.0	1	1		29.4	66.7	0	39
40 Pellagra (281)				0	0	0				0	0	0	40
41 Anemias (290-293)				0	0	0				0	0	0	41
42 Vascular lesions affecting central nervous system (330-334)	19	12	7	121.0	102.6	175.0	7	2	5	205.9	133.3	263.2	42
43 Nonmeningococcal meningitis (340)				0	0	0				0	0	0	43
44 Rheumatic fever (400-402)				0	0	0				0	0	0	44
45 Heart diseases (410-443)	50	38	12	318.5	324.8	300.0	18	9	9	529.4	600.0	473.7	45
46 Hypertension without mention of heart (444-447)				0	0	0				0	0	0	46
47 Influenza and pneumonia (480-483, 490-493)	3	2	1	19.1	17.1	25.0				0	0	0	47
48 Bronchitis (500-502)				0	0	0				0	0	0	48
49 Ulcer of stomach and duodenum (540, 541)				0	0	0				0	0	0	49
50 Appendicitis (550-553)	1	1		6.4	8.5	0				0	0	0	50
51 Intestinal obstruction and hernia (560, 561, 570)				0	0	0				0	0	0	51
52 Gastritis, duodenitis, enteritis and colitis (except diarrhea of the newborn) (543, 571, 572)				0	0	0				0	0	0	52
53 Cirrhosis of liver (581)	2		2	12.7	0	50.0	1		1	29.4	0	52.6	53
54 Nephritis and nephrosis (590-594)		1		6.4	8.5	0				0	0	0	54
55 Hyperplasia of prostate (610)	1			0	0	0				0	0	0	55
56 Complications of pregnancy, childbirth and the puerperium (640-652, 670-689)				0	0	0				0	0	0	56
57 Congenital malformations (750-759)				0	0	0				0	0	0	57
58 Birth injuries, postnatal asphyxia and atelectasis (760-762)				0	0	0				0	0	0	58
59 Infection of the newborn (763-768)	1		1	6.4	0	25.0				0	0	0	59
60 Other diseases peculiar to early infancy, and immaturity unqualified (769-776)				0	0	0				0	0	0	60
61 Senility, without mention of psychosis (794)				0	0	0				0	0	0	61
62 Ill-defined and unknown causes (780-793, 795)	9	7	2	57.3	59.8	50.0	1	1		29.4	0	52.6	62
63 Motor vehicle accidents (E810-E835)	6	4	2	38.2	34.2	50.0				0	0	0	63
64 All other accidents (E800-E802, E840-E962)	1	1		6.4	8.5	0				0	0	0	64
65 Suicide (E963, E970-E979)	2			12.7	8.5	25.0				0	0	0	65
66 Homicide (E964, E980-E985)	2	1	1	12.7	8.5	25.0				0	0	0	66
67 All other diseases (residual)	7	7		44.6	59.8	0	5	2	3	147.1	133.3	157.9	67

TABLE XIII VITAL STATISTICS, BY COUNTY, BY RACE, GEORGIA, 1966

ITEM	SCREVEN						SEMINOLE					
	Number			Rate or Ratio *			Number			Rate or Ratio *		
	Total	White	Non-White	Total	White	Non-White	Total	White	Non-White	Total	White	Non-White
1 Estimated population as of July 1	15,200	7,100	8,100				7,100	4,300	2,800			
LIVE BIRTHS												
2 Total	260	85	175	17.1	12.0	21.6	155	74	81	21.8	17.2	28.9
3 Delivered in hospital	228	83	145	87.7%	97.6%	82.9%	153	74	79	98.7%	100.0%	97.5%
4 Delivered in home by physician	3	2	1	1.2%	2.4%	0.6%	2	-	2	1.3%	0%	2.5%
5 Delivered in home by midwife	29	-	29	11.2%	0%	16.6%	-	-	-	0%	0%	0%
6 Other deliveries	-	-	-	0%	0%	0%	-	-	-	0%	0%	0%
7 Immature births	35	13	22	134.6	152.9	125.7	17	6	11	109.7	81.1	135.8
8 Live births to unwed mothers	52	1	51	200.0	11.8	291.4	26	4	22	167.7	54.1	271.6
FETAL DEATHS												
9 Total	17	6	11	65.4	70.6	62.9	2	1	1	12.9	13.5	12.3
10 Under 20 weeks gestation	7	5	2	26.9	58.8	11.4	-	-	-	0	0	0
11 20-27 weeks gestation	5	-	5	19.2	0	28.6	1	-	1	6.5	0	12.3
12 28 weeks and more	5	1	4	19.2	11.8	22.9	1	1	-	6.5	13.5	0
13 Unknown length of gestation	-	-	-	0	0	0	-	-	-	0	0	0
DEATHS												
14 Total, all ages	162	84	78	1065.8	1183.1	963.0	68	43	25	957.7	1000.0	892.9
15 Under 1 year	15	3	12	57.7	35.3	68.6	-	-	-	0	0	0
16 Under 28 days	10	2	8	38.5	23.5	45.7	-	-	-	0	0	0
17 Deaths from immaturity	4	-	4	15.4	0	22.9	-	-	-	0	0	0
18 1-4 years * *	3	-	3	-	-	-	-	-	-	-	-	-
19 Maternal deaths	-	-	-	0	0	0	1	-	1	64.5	0	123.5
CAUSE OF DEATH												
20 Tuberculosis, all forms (001-019)	-	-	-	0	0	0	-	-	-	0	0	0
21 Syphilis and its sequelae (020-029)	1	-	1	6.6	0	12.3	-	-	-	0	0	0
22 Typhoid fever (040)	-	-	-	0	0	0	-	-	-	0	0	0
23 Dysentery, all forms (045-048)	-	-	-	0	0	0	-	-	-	0	0	0
24 Scarlet fever (050)	-	-	-	0	0	0	-	-	-	0	0	0
25 Streptococcal sore throat (051)	-	-	-	0	0	0	-	-	-	0	0	0
26 Diphtheria (055)	-	-	-	0	0	0	-	-	-	0	0	0
27 Whooping cough (056)	-	-	-	0	0	0	-	-	-	0	0	0
28 Meningococcal infections (057)	-	-	-	0	0	0	-	-	-	0	0	0
29 Acute poliomyelitis (080)	-	-	-	0	0	0	-	-	-	0	0	0
30 Acute infectious encephalitis (082)	-	-	-	0	0	0	-	-	-	0	0	0
31 Smallpox (084)	-	-	-	0	0	0	-	-	-	0	0	0
32 Measles (085)	-	-	-	0	0	0	-	-	-	0	0	0
33 Typhus and other rickettsial diseases (100-103, 105-108)	-	-	-	0	0	0	-	-	-	0	0	0
34 Rocky Mountain spotted fever (104)	-	-	-	0	0	0	-	-	-	0	0	0
35 Malaria (110-117)	-	-	-	0	0	0	-	-	-	0	0	0
36 All other diseases classified as infective and parasitic (030-039, 041-044, 049, 052-054, 059-074, 081, 083, 086-096, 120-138)	-	-	-	0	0	0	-	-	-	0	0	0
37 Malignant neoplasms, including neoplasms of lymphatic and haemopoietic tissues (140-205)	20	16	4	131.6	225.4	49.4	9	6	3	126.8	139.5	107.1
38 Benign and unspecified neoplasms (210-239)	-	-	-	0	0	0	-	-	-	0	0	0
39 Diabetes mellitus (260)	2	-	2	13.2	0	24.7	1	1	-	14.1	23.3	0
40 Pellagra (281)	-	-	-	0	0	0	-	-	-	0	0	0
41 Anemias (290-293)	1	-	1	6.6	0	12.3	-	-	-	0	0	0
42 Vascular lesions affecting central nervous system (330-334)	24	12	12	157.9	169.0	148.1	14	7	7	197.2	162.8	250.0
43 Nonmeningococcal meningitis (340)	-	-	-	0	0	0	-	-	-	0	0	0
44 Rheumatic fever (400-402)	-	-	-	0	0	0	-	-	-	0	0	0
45 Heart diseases (410-443)	54	31	23	355.3	436.6	284.0	28	20	8	394.4	465.1	285.7
46 Hypertension without mention of heart (444-447)	-	-	-	0	0	0	-	-	-	0	0	0
47 Influenza and pneumonia (480-483, 490-493)	8	4	4	52.6	56.3	49.4	-	-	-	0	0	0
48 Bronchitis (500-502)	-	-	-	0	0	0	-	-	-	0	0	0
49 Ulcer of stomach and duodenum (540, 541)	2	1	1	13.2	14.1	12.3	1	1	-	14.1	23.3	0
50 Appendicitis (550-553)	2	-	-	0	0	0	-	-	-	0	0	0
51 Intestinal obstruction and hernia (560, 561, 570)	2	1	1	13.2	14.1	12.3	1	1	-	14.1	23.3	0
52 Gastritis, duodenitis, enteritis and colitis (except diarrhea of the newborn) (543, 571, 572)	1	-	-	6.6	14.1	0	-	-	-	0	0	0
53 Cirrhosis of liver (581)	1	1	-	6.6	14.1	0	2	1	1	28.2	23.3	35.7
54 Nephritis and nephrosis (590-594)	2	-	2	13.2	0	24.7	-	-	-	0	0	0
55 Hyperplasia of prostate (610)	-	-	-	0	0	0	-	-	-	0	0	0
56 Complications of pregnancy, childbirth and the puerperium (640-652, 670-689)	-	-	-	0	0	0	1	-	1	14.1	0	35.7
57 Congenital malformations (750-759)	1	-	1	6.6	0	12.3	-	-	-	0	0	0
58 Birth injuries, postnatal asphyxia and atelectasis (760-762)	1	1	-	6.6	14.1	0	-	-	-	0	0	0
59 Infection of the newborn (763-768)	3	-	3	19.7	0	37.0	-	-	-	0	0	0
60 Other diseases peculiar to early infancy, and immaturity unqualified (769-776)	5	1	4	32.9	14.1	49.4	-	-	-	0	0	0
61 Senility, without mention of psychosis (794)	-	-	-	0	0	0	-	-	-	0	0	0
62 Ill-defined and unknown causes (780-793, 795)	3	1	2	19.7	14.1	24.7	1	1	-	14.1	23.3	0
63 Motor vehicle accidents (E810-E835)	4	4	-	26.3	56.3	0	2	2	-	28.2	46.5	0
64 All other accidents (E800-E802, E840-E962)	11	3	8	72.4	42.3	98.8	2	1	1	28.2	23.3	35.7
65 Suicide (E963, E970-E979)	1	1	-	6.6	14.1	0	-	-	-	0	0	0
66 Homicide (E964, E980-E985)	4	-	4	26.3	0	49.4	2	-	2	28.2	0	71.4
67 All other diseases (residual)	11	7	4	72.4	98.6	49.4	1	1	-	14.1	23.3	0

TABLE XIII VITAL STATISTICS, BY COUNTY, BY RACE, GEORGIA, 1966

ITEM	SPALDING						STEPHENS					
	Number			Rate or Ratio *			Number			Rate or Ratio *		
	Total	White	Non-White	Total	White	Non-White	Total	White	Non-White	Total	White	Non-White
1 Estimated population as of July 1	38,900	26,400	12,500				19,100	16,600	2,500			
LIVE BIRTHS												
2 Total	798	504	294	20.5	19.1	23.5	360	295	65	18.8	17.8	26.0
3 Delivered in hospital	657	490	167	82.3	97.2	56.8	360	295	65	100.0	100.0	100.0
4 Delivered in home by physician	6	3	3	0.8	0.6	1.0	-	-	-	0	0	0
5 Delivered in home by midwife	134	11	123	16.8	2.2	41.8	-	-	-	0	0	0
6 Other deliveries	1	-	1	0.1	0	0.3	-	-	-	0	0	0
7 Immature births	92	42	50	115.3	83.3	170.1	29	17	12	80.6	57.6	184.6
8 Live births to unwed mothers	88	14	74	110.3	27.8	251.7	23	5	18	63.9	16.9	276.9
FETAL DEATHS												
9 Total	52	35	17	65.2	69.4	57.8	2	2	-	5.6	6.8	0
10 Under 20 weeks gestation	24	19	5	30.1	37.7	17.0	-	-	-	0	0	0
11 20-27 weeks gestation	12	6	6	15.0	11.9	20.4	-	-	-	0	0	0
12 28 weeks and more	11	6	5	13.8	11.9	17.0	-	-	-	0	0	0
13 Unknown length of gestation	5	4	1	6.3	7.9	3.4	2	2	-	5.6	6.8	0
DEATHS												
14 Total, all ages	410	275	135	1054.0	1041.7	1080.0	166	141	25	869.1	849.4	1000.0
15 Under 1 year	27	9	18	33.8	17.9	61.2	9	6	3	25.0	20.3	46.2
16 Under 28 days	20	8	12	25.1	15.9	40.8	7	4	3	19.4	13.6	46.2
17 Deaths from immaturity	3	2	1	3.8	4.0	3.4	2	2	-	5.6	6.8	0
18 1-4 years **	5	2	3	-	-	-	3	2	1	-	-	-
19 Maternal deaths	1	-	1	12.5	0	34.0	-	-	-	0	0	0
CAUSE OF DEATH												
20 Tuberculosis, all forms (001-019)	1	-	1	2.6	0	8.0	1	1	-	5.2	6.0	0
21 Syphilis and its sequelae (020-029)	1	-	1	2.6	0	8.0	-	-	-	0	0	0
22 Typhoid fever (040)	-	-	-	0	0	0	-	-	-	0	0	0
23 Dysentery, all forms (045-048)	-	-	-	0	0	0	-	-	-	0	0	0
24 Scarlet fever (050)	-	-	-	0	0	0	-	-	-	0	0	0
25 Streptococcal sore throat (051)	-	-	-	0	0	0	1	1	-	5.2	6.0	0
26 Diphtheria (055)	-	-	-	0	0	0	-	-	-	0	0	0
27 Whooping cough (056)	-	-	-	0	0	0	-	-	-	0	0	0
28 Meningococcal infections (057)	2	-	2	5.1	0	16.0	-	-	-	0	0	0
29 Acute poliomyelitis (080)	-	-	-	0	0	0	-	-	-	0	0	0
30 Acute infectious encephalitis (082)	-	-	-	0	0	0	-	-	-	0	0	0
31 Smallpox (084)	-	-	-	0	0	0	-	-	-	0	0	0
32 Measles (085)	-	-	-	0	0	0	-	-	-	0	0	0
33 Typhus and other rickettsial diseases (100-103, 105-108)	-	-	-	0	0	0	-	-	-	0	0	0
34 Rocky Mountain spotted fever (104)	-	-	-	0	0	0	-	-	-	0	0	0
35 Malaria (110-117)	-	-	-	0	0	0	-	-	-	0	0	0
36 All other diseases classified as infective and parasitic (030-039, 041-044, 049, 052-054, 059-074, 081, 083, 086-096, 120-138)	2	1	1	5.1	3.8	8.0	-	-	-	0	0	0
37 Malignant neoplasms, including neoplasms of lymphatic and haemopoietic tissues (140-205)	55	43	12	141.4	162.9	96.0	27	23	4	141.4	138.6	160.0
38 Benign and unspecified neoplasms (210-239)	-	-	-	0	0	0	1	1	-	5.2	6.0	0
39 Diabetes mellitus (260)	4	1	3	10.3	3.8	24.0	-	-	-	0	0	0
40 Pellagra (281)	-	-	-	0	0	0	-	-	-	0	0	0
41 Anemias (290-293)	2	1	1	5.1	3.8	8.0	-	-	-	0	0	0
42 Vascular lesions affecting central nervous system (330-334)	85	57	28	218.5	215.9	224.0	25	23	2	130.9	138.6	80.0
43 Nonmeningococcal meningitis (340)	1	1	-	2.6	3.8	0	1	1	-	5.2	6.0	0
44 Rheumatic fever (400-402)	-	-	-	0	0	0	-	-	-	0	0	0
45 Heart diseases (410-443)	127	98	29	326.5	371.2	232.0	63	53	10	329.8	319.3	400.0
46 Hypertension without mention of heart (444-447)	-	-	-	0	0	0	1	1	-	5.2	6.0	0
47 Influenza and pneumonia (480-483, 490-493)	12	3	9	30.8	11.4	72.0	-	-	-	0	0	0
48 Bronchitis (500-502)	1	1	-	2.6	3.8	0	-	-	-	0	0	0
49 Ulcer of stomach and duodenum (540, 541)	1	1	-	2.6	3.8	0	1	1	-	5.2	6.0	0
50 Appendicitis (550-553)	-	-	-	0	0	0	1	1	-	5.2	6.0	0
51 Intestinal obstruction and hernia (560, 561, 570)	1	-	1	2.6	0	8.0	1	1	-	5.2	6.0	0
52 Gastritis, duodenitis, enteritis and colitis (except diarrhea of the newborn) (543, 571, 572)	4	1	3	10.3	3.8	24.0	1	1	-	5.2	6.0	0
53 Cirrhosis of liver (581)	4	3	1	10.3	11.4	8.0	-	-	-	0	0	0
54 Nephritis and nephrosis (590-594)	1	1	-	2.6	0	8.0	1	1	-	5.2	6.0	0
55 Hyperplasia of prostate (610)	1	-	1	2.6	0	8.0	-	-	-	0	0	0
56 Complications of pregnancy, childbirth and the puerperium (640-652, 670-689)	1	-	1	2.6	0	8.0	-	-	-	0	0	0
57 Congenital malformations (750-759)	6	3	3	15.4	11.4	24.0	-	-	-	0	0	0
58 Birth injuries, postnatal asphyxia and atelectasis (760-762)	4	2	2	10.3	7.6	16.0	1	-	1	5.2	0	40.0
59 Infection of the newborn (763-768)	4	-	4	10.3	0	32.0	2	-	2	10.5	0	80.0
60 Other diseases peculiar to early infancy, and immaturity unqualified (769-776)	7	3	4	18.0	11.4	32.0	4	4	-	20.9	24.1	0
61 Senility, without mention of psychosis (794)	1	-	1	2.6	0	8.0	-	-	-	0	0	0
62 Ill-defined and unknown causes (780-793, 795)	-	-	-	0	0	0	1	1	-	5.2	6.0	0
63 Motor vehicle accidents (E810-E835)	14	8	6	36.0	30.3	48.0	4	4	-	20.9	24.1	0
64 All other accidents (E800-E802, E840-E862)	12	5	7	30.8	18.9	56.0	6	3	3	31.4	18.1	120.0
65 Suicide (E963, E970-E979)	4	4	-	10.3	15.2	0	3	3	-	15.7	18.1	0
66 Homicide (E964, E980-E985)	5	3	2	12.9	11.4	16.0	4	2	2	20.9	12.0	80.0
67 All other diseases (residual)	47	36	11	120.8	136.4	88.0	8	8	-	41.9	48.2	0

TABLE XIII VITAL STATISTICS, BY COUNTY, BY RACE, GEORGIA, 1966

ITEM	STEWART						SUMTER						
	Number			Rate or Ratio *			Number			Rate or Ratio *			
	Total	White	Non-White	Total	White	Non-White	Total	White	Non-White	Total	White	Non-White	
1 Estimated population as of July 1	7,500	2,100	5,400				25,700	12,100	13,600				1
LIVE BIRTHS													
2 Total	152	30	122	20.3	14.3	22.6	579	250	329	22.5	20.7	24.2	2
3 Delivered in hospital	62	29	33	40.8%	96.7%	27.0%	405	250	155	69.9%	100.0%	47.1%	3
4 Delivered in home by physician	10	-	10	6.6%	0%	8.2%	3	-	3	0.5%	0%	0.9%	4
5 Delivered in home by midwife	80	1	79	52.6%	3.3%	64.8%	171	-	171	29.5%	0%	52.0%	5
6 Other deliveries	-	-	-	0%	0%	0%	-	-	-	0%	0%	0%	5
7 Immature births	9	-	9	5.9	0	73.8	54	12	42	93.3	48.0	127.7	7
8 Live births to unwed mothers	14	-	14	92.1	0	114.8	90	2	88	155.4	8.0	267.5	8
FETAL DEATHS													
9 Total	3	1	2	19.7	33.3	16.4	21	10	11	36.3	40.0	33.4	9
10 Under 20 weeks gestation	1	1	-	6.6	33.3	0	6	4	2	10.4	16.0	6.1	10
11 20-27 weeks gestation	-	-	-	0	0	0	5	3	2	8.6	12.0	6.1	11
12 28 weeks and more	1	-	1	6.6	0	8.2	8	2	6	13.8	8.0	18.2	12
13 Unknown length of gestation	1	-	1	6.6	0	8.2	2	1	1	3.5	4.0	3.0	13
DEATHS													
14 Total, all ages	84	29	55	120.0	1381.0	1018.5	292	143	149	136.2	1181.8	1095.6	14
15 Under 1 year	5	-	5	32.9	0	41.0	19	6	13	32.8	24.0	39.5	15
16 Under 28 days	3	-	3	19.7	0	24.6	11	4	7	19.0	16.0	21.3	16
17 Deaths from immaturity	1	-	1	6.6	0	8.2	3	1	2	5.2	4.0	6.1	17
18 1-4 years * *	1	-	1	-	-	-	5	3	2	-	-	-	18
19 Maternal deaths	-	-	-	0	0	0	-	-	-	0	0	0	19
CAUSE OF DEATH													
20 Tuberculosis, all forms (001-019)	-	-	-	0	0	0	1	-	1	3.9	0	7.4	20
21 Syphilis and its sequelae (020-029)	-	-	-	0	0	0	1	1	-	3.9	8.3	0	21
22 Typhoid fever (040)	-	-	-	0	0	0	-	-	-	0	0	0	22
23 Dysentery, all forms (045-048)	-	-	-	0	0	0	-	-	-	0	0	0	23
24 Scarlet fever (050)	-	-	-	0	0	0	-	-	-	0	0	0	24
25 Streptococcal sore throat (051)	-	-	-	0	0	0	-	-	-	0	0	0	25
26 Diphtheria (055)	-	-	-	0	0	0	-	-	-	0	0	0	26
27 Whooping cough (056)	-	-	-	0	0	0	-	-	-	0	0	0	27
28 Meningococcal infections (057)	-	-	-	0	0	0	1	-	1	3.9	0	7.4	28
29 Acute poliomyelitis (080)	-	-	-	0	0	0	-	-	-	0	0	0	29
30 Acute infectious encephalitis (082)	-	-	-	0	0	0	-	-	-	0	0	0	30
31 Smallpox (084)	-	-	-	0	0	0	-	-	-	0	0	0	31
32 Measles (085)	-	-	-	0	0	0	-	-	-	0	0	0	32
33 Typhus and other rickettsial diseases (100-103, 105-108)	-	-	-	0	0	0	-	-	-	0	0	0	33
34 Rocky Mountain spotted fever (104)	-	-	-	0	0	0	-	-	-	0	0	0	34
35 Malaria (110-117)	-	-	-	0	0	0	-	-	-	0	0	0	35
36 All other diseases classified as infective and parasitic (030-039, 041-044, 049, 052-054, 059-074, 081, 083, 086-096, 120-138)	-	-	-	0	0	0	-	-	-	0	0	0	36
37 Malignant neoplasms, including neoplasms of lymphatic and haemopoietic tissues (140-205)	9	3	5	106.7	142.9	92.6	22	11	11	85.6	90.9	80.9	37
38 Benign and unspecified neoplasms (210-239)	-	-	-	0	0	0	2	1	1	7.9	8.3	7.4	38
39 Diabetes mellitus (260)	-	-	-	0	0	0	4	3	1	15.6	24.8	7.4	39
40 Pellagra (281)	-	-	-	0	0	0	-	-	-	0	0	0	40
41 Anemias (290-293)	1	1	-	13.3	47.6	0	1	-	1	3.9	0	7.4	41
42 Vascular lesions affecting central nervous system (330-334)	13	4	9	173.3	190.5	166.7	51	17	34	198.4	140.5	250.0	42
43 Nonmeningococcal meningitis (340)	-	-	-	0	0	0	1	-	1	3.9	0	7.4	43
44 Rheumatic fever (400-402)	-	-	-	0	0	0	-	-	-	0	0	0	44
45 Heart diseases (410-443)	29	9	20	386.7	428.6	370.4	89	55	34	346.3	454.5	250.0	45
46 Hypertension without mention of heart (444-447)	3	2	1	40.0	95.2	18.5	1	-	1	3.9	0	7.4	46
47 Influenza and pneumonia (480-483, 490-493)	7	1	6	93.3	47.6	111.1	1	1	-	3.9	8.3	0	47
48 Bronchitis (500-502)	-	-	-	0	0	0	-	-	-	0	0	0	48
49 Ulcer of stomach and duodenum (540, 541)	-	-	-	0	0	0	1	-	1	3.9	0	7.4	49
50 Appendicitis (550-553)	-	-	-	0	0	0	-	-	-	0	0	0	50
51 Intestinal obstruction and hernia (560, 561, 570)	1	1	-	13.3	47.6	0	-	-	-	0	0	0	51
52 Gastritis, duodenitis, enteritis and colitis (except diarrhea of the newborn) (543, 571, 572)	-	-	-	0	0	0	-	-	-	0	0	0	52
53 Cirrhosis of liver (581)	-	-	-	0	0	0	5	3	2	19.5	24.8	14.7	53
54 Nephritis and nephrosis (590-594)	-	-	-	0	0	0	-	-	-	0	0	0	54
55 Hyperplasia of prostate (610)	-	-	-	0	0	0	1	1	-	3.9	8.3	0	55
56 Complications of pregnancy, childbirth and the puerperium (640-652, 670-689)	-	-	-	0	0	0	-	-	-	0	0	0	56
57 Congenital malformations (750-759)	-	-	-	0	0	0	5	2	3	19.5	16.5	22.1	57
58 Birth injuries, perinatal asphyxia and atelectasis (760-762)	-	-	-	0	0	0	2	1	1	7.8	8.3	7.4	58
59 Infection of the newborn (763-768)	2	-	2	26.7	0	37.0	-	-	-	0	0	0	59
60 Other diseases peculiar to early infancy, and immaturity unqualified (769-776)	1	-	1	13.3	0	18.5	6	3	3	23.3	24.8	22.1	60
61 Senility, without mention of psychosis (794)	-	-	-	0	0	0	-	-	-	0	0	0	61
62 Ill-defined and unknown causes (780-793, 795)	-	-	-	0	0	0	20	3	17	77.8	24.8	125.0	62
63 Motor vehicle accidents (E810-E835)	2	-	2	26.7	0	37.0	9	5	4	35.0	41.3	29.4	63
64 All other accidents (E800-E802, E840-E962)	6	2	4	80.0	95.2	74.1	10	3	7	38.9	24.8	51.5	64
65 Suicide (E963, E970-E979)	1	1	-	13.3	47.6	0	2	1	1	7.8	8.3	7.4	65
66 Homicide (E964, E980-E985)	1	-	1	13.3	0	18.5	4	3	1	15.6	24.8	7.4	66
67 All other diseases (residual)	9	5	4	120.0	238.1	74.1	43	26	17	167.3	214.9	125.0	67

TABLE XIII VITAL STATISTICS, BY COUNTY, BY RACE, GEORGIA, 1966

ITEM	TALBOT						TALIAFERRO						
	Number			Rate or Ratio *			Number			Rate or Ratio *			
	Total	White	Non-White	Total	White	Non-White	Total	White	Non-White	Total	White	Non-White	
1 Estimated population as of July 1	7,200	2,100	5,100				3,300	1,200	2,100				1
LIVE BIRTHS													
2 Total	144	31	113	20.0	14.8	22.2	45	13	32	13.6	10.8	15.2	2
3 Delivered in hospital	80	31	49	55.6%	100.0%	43.4%	40	13	27	88.9%	100.0%	84.4%	3
4 Delivered in home by physician	28		28	19.4%	0%	24.8%	1		1	2.2%	0%	3.1%	4
5 Delivered in home by midwife	36		36	25.0%	0%	31.9%	4		4	8.9%	0%	12.5%	5
6 Other deliveries				0%	0%	0%				0%	0%	0%	6
7 Immature births	15		15	104.2	0	132.7	3	2	1	66.7	153.8	31.3	7
8 Live births to unwed mothers	25		25	173.6	0	221.2	10		10	222.2	0	312.5	8
FETAL DEATHS													
9 Total	9		9	62.5	0	79.6	1		1	22.2	0	31.3	9
10 Under 20 weeks gestation	2		2	13.9	0	17.7				0	0	0	10
11 20-27 weeks gestation	4		4	27.8	0	35.4	1		1	22.2	0	31.3	11
12 28 weeks and more	3		3	20.8	0	26.5				0	0	0	12
13 Unknown length of gestation				0	0	0				0	0	0	13
DEATHS													
14 Total, all ages	109	33	76	1513.9	1571.4	1490.2	35	16	19	1060.6	1333.3	904.8	14
15 Under 1 year	7		7	48.6	0	61.9	2		2	44.4	0	62.5	15
16 Under 28 days	2		2	13.9	0	17.7				0	0	0	16
17 Deaths from immaturity	1		1	6.9	0	8.8				0	0	0	17
18 1-4 years **	3		3										18
19 Maternal deaths				0	0	0				0	0	0	19
CAUSE OF DEATH													
20 Tuberculosis, all forms (001-019)				0	0	0				0	0	0	20
21 Syphilis and its sequelae (020-029)				0	0	0				0	0	0	21
22 Typhoid fever (040)				0	0	0				0	0	0	22
23 Dysentery, all forms (045-048)				0	0	0				0	0	0	23
24 Scarlet fever (050)				0	0	0				0	0	0	24
25 Streptococcal sore throat (051)				0	0	0				0	0	0	25
26 Diphtheria (055)				0	0	0				0	0	0	26
27 Whooping cough (056)				0	0	0				0	0	0	27
28 Meningococcal infections (057)				0	0	0				0	0	0	28
29 Acute poliomyelitis (080)				0	0	0				0	0	0	29
30 Acute infectious encephalitis (082)				0	0	0				0	0	0	30
31 Smallpox (084)				0	0	0				0	0	0	31
32 Measles (085)				0	0	0				0	0	0	32
33 Typhus and other rickettsial diseases (100-103, 105-108)				0	0	0				0	0	0	33
34 Rocky Mountain spotted fever (104)				0	0	0				0	0	0	34
35 Malaria (110-117)				0	0	0				0	0	0	35
36 All other diseases classified as infective and parasitic (030-039, 041-044, 049, 052-054, 059-074, 081, 083, 086-096, 120-130)	1		1	13.9	0	19.6				0	0	0	36
37 Malignant neoplasms, including neoplasms of lymphatic and haemopoietic tissues (140-205)	6	4	2	83.3	190.5	39.2	1		1	30.3	0	47.6	37
38 Benign and unspecified neoplasms (210-239)				0	0	0				0	0	0	38
39 Diabetes mellitus (260)	2		2	27.8	0	39.2				0	0	0	39
40 Pellagra (281)				0	0	0				0	0	0	40
41 Anemias (290-293)				0	0	0				0	0	0	41
42 Vascular lesions affecting central nervous system (330-334)	23	7	16	319.4	333.3	313.7	7	3	4	212.1	250.0	190.5	42
43 Nonmeningococcal meningitis (340)				0	0	0				0	0	0	43
44 Rheumatic fever (400-402)				0	0	0				0	0	0	44
45 Heart diseases (410-443)	36	15	21	500.0	714.3	411.8	13	8	5	393.9	666.7	238.1	45
46 Hypertension without mention of heart (444-447)	1		1	13.9	0	19.6				0	0	0	46
47 Influenza and pneumonia (480-483, 490-493)	11	2	9	152.8	95.2	176.5				0	0	0	47
48 Bronchitis (500-502)				0	0	0				0	0	0	48
49 Ulcer of stomach and duodenum (540, 541)				0	0	0				0	0	0	49
50 Appendicitis (550-553)				0	0	0				0	0	0	50
51 Intestinal obstruction and hernia (560, 561, 570)	1		1	13.9	0	19.6				0	0	0	51
52 Gastritis, duodenitis, enteritis and colitis (except diarrhea of the newborn) (543, 571, 572)				0	0	0	1		1	30.3	0	47.6	52
53 Cirrhosis of liver (581)	1		1	13.9	0	19.6				0	0	0	53
54 Nephritis and nephrosis (590-594)	1		1	13.9	0	19.6				0	0	0	54
55 Hyperplasia of prostate (610)				0	0	0				0	0	0	55
56 Complications of pregnancy, childbirth and the puerperium (640-652, 670-689)				0	0	0				0	0	0	56
57 Congenital malformations (750-759)				0	0	0	1	1		30.3	83.3	0	57
58 Birth injuries, postnatal asphyxia and atelectasis (760-762)				0	0	0				0	0	0	58
59 Infection of the newborn (763-768)				0	0	0				0	0	0	59
60 Other diseases peculiar to early infancy, and immaturity unqualified (769-776)	1		1	13.9	0	19.6				0	0	0	60
61 Senility, without mention of psychosis (794)				0	0	0				0	0	0	61
62 Ill-defined and unknown causes (780-793, 795)				0	0	0	2		2	60.6	0	95.2	62
63 Motor vehicle accidents (E810-E835)	7	3	4	97.2	142.9	78.4	1		1	30.3	0	47.6	63
64 All other accidents (E800-E802, E840-E962)	7		7	97.2	0	137.3				0	0	0	64
65 Suicide (E963, E970-E979)				0	0	0	2	2		60.6	166.7	0	65
66 Homicide (E964, E980-E985)	2		2	27.8	0	39.2				0	0	0	66
67 All other diseases (residual)	9	2	7	125.0	95.2	137.3	4		4	121.2	0	190.5	67

TABLE XIII VITAL STATISTICS, BY COUNTY, BY RACE, GEORGIA, 1966

ITEM	TATTNALL						TAYLOR						
	Number			Rate or Ratio *			Number			Rate or Ratio *			
	Total	White	Non-White	Total	White	Non-White	Total	White	Non-White	Total	White	Non-White	
1 Estimated population as of July 1	14,000	10,000	4,000				8,400	4,300	4,100				1
LIVE BIRTHS													
2 Total	270	146	124	19.3	14.6	31.0	188	70	118	22.4	16.3	28.8	2
3 Delivered in hospital	206	146	60	76.3%	100.0%	48.4%	100	68	32	53.2%	97.1%	27.1%	3
4 Delivered in home by physician	33	-	33	12.2%	0%	26.6%	2	2	-	1.1%	2.9%	0%	4
5 Delivered in home by midwife	30	-	30	11.1%	0%	24.2%	86	-	86	45.7%	0%	72.0%	5
6 Other deliveries	1	-	1	0.4%	0%	0.8%	-	-	-	0%	0%	0%	6
7 Immature births	23	7	16	85.2	47.9	129.0	13	4	9	69.1	57.1	76.3	7
8 Live births to unwed mothers	26	2	24	96.3	13.7	193.5	28	1	27	148.9	14.3	228.8	8
FETAL DEATHS													
9 Total	8	6	2	29.6	41.1	16.1	5	-	5	26.6	0	42.4	9
10 Under 20 weeks gestation	4	4	-	14.8	27.4	0	-	-	-	0	0	0	10
11 20-27 weeks gestation	1	-	1	3.7	0	8.1	4	-	4	21.3	0	33.9	11
12 28 weeks and more	3	2	1	11.1	13.7	8.1	1	-	1	5.3	0	8.5	12
13 Unknown length of gestation	-	-	-	0	0	0	-	-	-	0	0	0	13
DEATHS													
14 Total, all ages	151	106	45	1078.6	1060.0	1125.0	91	52	39	1083.3	1209.3	951.2	14
15 Under 1 year	7	-	7	25.9	0	56.5	4	1	3	21.3	14.3	25.4	15
16 Under 28 days	3	-	3	11.1	0	24.2	1	1	-	5.3	14.3	0	16
17 Deaths from immaturity	-	-	-	0	0	0	-	-	-	0	0	0	17
18 1-4 years **	6	2	4	-	-	-	1	1	-	-	-	-	18
19 Maternal deaths	-	-	-	0	0	0	-	-	-	0	0	0	19
CAUSE OF DEATH													
20 Tuberculosis, all forms (001-019)	1	1	-	7.1	10.0	0	-	-	-	0	0	0	20
21 Syphilis and its sequelae (020-029)	-	-	-	0	0	0	-	-	-	0	0	0	21
22 Typhoid fever (040)	-	-	-	0	0	0	-	-	-	0	0	0	22
23 Dysentery, all forms (045-048)	-	-	-	0	0	0	-	-	-	0	0	0	23
24 Scarlet fever (050)	-	-	-	0	0	0	-	-	-	0	0	0	24
25 Streptococcal sore throat (051)	-	-	-	0	0	0	-	-	-	0	0	0	25
26 Diphtheria (055)	-	-	-	0	0	0	-	-	-	0	0	0	26
27 Whooping cough (056)	-	-	-	0	0	0	-	-	-	0	0	0	27
28 Meningococcal infections (057)	-	-	-	0	0	0	-	-	-	0	0	0	28
29 Acute poliomyelitis (080)	-	-	-	0	0	0	-	-	-	0	0	0	29
30 Acute infectious encephalitis (082)	-	-	-	0	0	0	-	-	-	0	0	0	30
31 Smallpox (084)	-	-	-	0	0	0	-	-	-	0	0	0	31
32 Measles (085)	-	-	-	0	0	0	-	-	-	0	0	0	32
33 Typhus and other rickettsial diseases (100-103, 105-108)	-	-	-	0	0	0	-	-	-	0	0	0	33
34 Rocky Mountain spotted fever (104)	-	-	-	0	0	0	-	-	-	0	0	0	34
35 Malaria (110-117)	-	-	-	0	0	0	-	-	-	0	0	0	35
36 All other diseases classified as infective and parasitic (030-039, 041-044, 049, 052-054, 059-074, 081, 083, 086-096, 120-138)	-	-	-	0	0	0	-	-	-	0	0	0	36
37 Malignant neoplasms, including neoplasms of lymphatic and hematopoietic tissues (140-205)	24	16	8	171.4	160.0	200.0	9	9	-	107.1	209.3	0	37
38 Benign and unspecified neoplasms (210-239)	-	-	-	0	0	0	-	-	-	0	0	0	38
39 Diabetes mellitus (260)	3	3	-	21.4	30.0	0	2	2	-	23.8	46.5	0	39
40 Pellagra (281)	-	-	-	0	0	0	-	-	-	0	0	0	40
41 Anemias (290-293)	2	-	2	14.3	0	50.0	-	-	-	0	0	0	41
42 Vascular lesions affecting central nervous system (330-334)	24	16	8	171.4	160.0	200.0	19	7	12	226.2	162.8	292.7	42
43 Nonmeningococcal meningitis (340)	-	-	-	0	0	0	-	-	-	0	0	0	43
44 Rheumatic fever (400-402)	-	-	-	0	0	0	-	-	-	0	0	0	44
45 Heart diseases (410-443)	50	39	11	357.1	390.0	275.0	33	21	12	392.9	488.4	292.7	45
46 Hypertension without mention of heart (444-447)	1	1	-	7.1	10.0	0	-	-	-	0	0	0	46
47 Influenza and pneumonia (480-483, 490-493)	6	2	4	42.9	20.0	100.0	-	-	-	0	0	0	47
48 Bronchitis (500-502)	1	1	-	7.1	10.0	0	-	-	-	0	0	0	48
49 Ulcer of stomach and duodenum (540, 541)	1	-	1	7.1	0	25.0	-	-	-	0	0	0	49
50 Appendicitis (550-553)	-	-	-	0	0	0	-	-	-	0	0	0	50
51 Intestinal obstruction and hernia (560, 561, 570)	2	1	1	14.3	10.0	25.0	-	-	-	0	0	0	51
52 Gastritis, duodenitis, enteritis and colitis (except diarrhea of the newborn) (543, 571, 572)	2	2	-	14.3	20.0	0	1	-	1	11.9	0	24.4	52
53 Cirrhosis of liver (581)	1	1	-	7.1	10.0	0	1	-	1	11.9	0	24.4	53
54 Nephritis and nephrosis (590-594)	-	-	-	0	0	0	1	1	-	11.9	23.3	0	54
55 Hyperplasia of prostate (610)	-	-	-	0	0	0	-	-	-	0	0	0	55
56 Complications of pregnancy, childbirth and the puerperium (640-652, 670-689)	-	-	-	0	0	0	-	-	-	0	0	0	56
57 Congenital malformations (750-759)	2	2	-	14.3	20.0	0	-	-	-	0	0	0	57
58 Birth injuries, postnatal asphyxia and atelectasis (760-762)	-	-	-	0	0	0	1	1	-	11.9	23.3	0	58
59 Infection of the newborn (763-768)	1	-	1	7.1	0	25.0	-	-	-	0	0	0	59
60 Other diseases peculiar to early infancy, and immaturity unqualified (769-776)	2	-	2	14.3	0	50.0	-	-	-	0	0	0	60
61 Senility, without mention of psychosis (794)	-	-	-	0	0	0	-	-	-	0	0	0	61
62 Ill-defined and unknown causes (780-793, 795)	1	1	-	7.1	10.0	0	-	-	-	0	0	0	62
63 Motor vehicle accidents (E810-E835)	4	3	1	28.6	30.0	25.0	7	3	4	83.3	69.8	97.6	63
64 All other accidents (E800-E802, E840-E962)	7	5	2	50.0	50.0	50.0	1	1	-	11.9	23.3	0	64
65 Suicide (E963, E970-E979)	3	3	-	21.4	30.0	0	-	-	-	0	0	0	65
66 Homicide (E964, E980-E985)	1	1	-	7.1	10.0	0	-	-	-	0	0	0	66
67 All other diseases (residual)	12	8	4	85.7	80.0	100.0	7	7	-	83.3	162.8	0	67

TABLE XIII VITAL STATISTICS, BY COUNTY, BY RACE, GEORGIA, 1966

ITEM	TELEAIR						TERRELL						
	Number			Rate or Ratio *			Number			Rate or Ratio *			
	Total	White	Non-White	Total	White	Non-White	Total	White	Non-White	Total	White	Non-White	
1 Estimated population as of July 1	12,200	6,000	4,200				13,300	4,500	8,800				1
LIVE BIRTHS													
2 Total	252	136	116	20.7	17.0	27.6	309	59	250	23.2	13.1	28.4	2
3 Delivered in hospital	165	128	37	65.5%	94.1%	31.9%	147	58	89	47.6%	98.3%	35.6%	3
4 Delivered in home by physician	5	1	4	2.0%	0.7%	3.4%	2	1	1	0.6%	1.7%	0.4%	4
5 Delivered in home by midwife	82	7	75	32.5%	5.1%	64.7%	160	—	160	51.8%	0%	64.0%	5
6 Other deliveries	—	—	—	0%	0%	0%	—	—	—	0%	0%	0%	6
7 Immature births	14	5	9	55.6	36.8	77.6	32	3	29	103.6	50.8	116.0	7
8 Live births to unwed mothers	22	—	22	87.3	0	189.7	63	4	59	203.9	67.8	236.0	8
FETAL DEATHS													
9 Total	6	6	—	23.8	44.1	0	13	1	12	42.1	16.9	48.0	9
10 Under 20 weeks gestation	1	1	—	4.0	7.4	0	1	—	1	3.2	0	4.0	10
11 20-27 weeks gestation	1	1	—	4.0	7.4	0	3	1	2	9.7	16.9	8.0	11
12 28 weeks and more	2	2	—	7.9	14.7	0	8	—	8	25.9	0	32.0	12
13 Unknown length of gestation	2	2	—	7.9	14.7	0	1	—	1	3.2	0	4.0	13
DEATHS													
14 Total, all ages	114	78	36	934.4	975.0	857.1	130	56	74	977.4	1244.4	840.9	14
15 Under 1 year	4	—	4	15.9	0	34.5	10	2	8	32.4	33.9	32.0	15
16 Under 28 days	—	—	—	0	0	0	3	1	2	9.7	16.9	8.0	16
17 Deaths from immaturity	—	—	—	0	0	0	—	—	—	0	0	0	17
18 1-4 years **	3	—	3	—	—	—	3	—	3	—	—	—	18
19 Maternal deaths	—	—	—	0	0	0	1	—	1	32.4	0	40.0	19
CAUSE OF DEATH													
20 Tuberculosis, all forms (001-019)	2	2	—	16.4	25.0	0	1	—	1	7.5	0	11.4	20
21 Syphilis and its sequelae (020-029)	—	—	—	0	0	0	—	—	—	0	0	0	21
22 Typhoid fever (040)	—	—	—	0	0	0	—	—	—	0	0	0	22
23 Dysentery, all forms (045-048)	1	—	1	8.2	0	23.8	1	1	—	7.5	22.2	0	23
24 Scarlet fever (050)	—	—	—	0	0	0	—	—	—	0	0	0	24
25 Streptococcal sore throat (051)	—	—	—	0	0	0	—	—	—	0	0	0	25
26 Diphtheria (055)	—	—	—	0	0	0	—	—	—	0	0	0	26
27 Whooping cough (056)	—	—	—	0	0	0	—	—	—	0	0	0	27
28 Meningococcal infections (057)	—	—	—	0	0	0	—	—	—	0	0	0	28
29 Acute poliomyelitis (080)	—	—	—	0	0	0	—	—	—	0	0	0	29
30 Acute infectious encephalitis (082)	—	—	—	0	0	0	—	—	—	0	0	0	30
31 Smallpox (084)	—	—	—	0	0	0	—	—	—	0	0	0	31
32 Measles (085)	—	—	—	0	0	0	—	—	—	0	0	0	32
33 Typhus and other rickettsial diseases (100-103, 105-108)	—	—	—	0	0	0	—	—	—	0	0	0	33
34 Rocky Mountain spotted fever (104)	—	—	—	0	0	0	—	—	—	0	0	0	34
35 Malaria (110-117)	—	—	—	0	0	0	—	—	—	0	0	0	35
36 All other diseases classified as infective and parasitic (030-039, 041-044, 049, 052-054, 059-074, 081, 083, 086-096, 120-138)	—	—	—	0	0	0	—	—	—	0	0	0	36
37 Malignant neoplasms, including neoplasms of lymphatic and haematopoietic tissues (140-205)	17	14	3	139.3	175.0	71.4	24	14	10	180.5	311.1	113.6	37
38 Benign and unspecified neoplasms (210-239)	—	—	—	0	0	0	—	—	—	0	0	0	38
39 Diabetes mellitus (260)	2	1	1	16.4	12.5	23.8	3	—	3	22.6	0	34.1	39
40 Pellagra (281)	—	—	—	0	0	0	—	—	—	0	0	0	40
41 Anemias (290-293)	—	—	—	0	0	0	—	—	—	0	0	0	41
42 Vascular lesions affecting central nervous system (330-334)	17	11	6	139.3	137.5	142.9	16	2	14	120.3	44.4	159.1	42
43 Nonmeningococcal meningitis (340)	—	—	—	0	0	0	—	—	—	0	0	0	43
44 Rheumatic fever (400-402)	—	—	—	0	0	0	—	—	—	0	0	0	44
45 Heart diseases (410-443)	39	30	9	319.7	375.0	214.3	38	22	16	285.7	488.9	181.8	45
46 Hypertension without mention of heart (444-447)	—	—	—	0	0	0	—	—	—	0	0	0	46
47 Influenza and pneumonia (480-483, 490-493)	6	3	3	49.2	37.5	71.4	1	—	1	7.5	0	11.4	47
48 Bronchitis (500-502)	—	—	—	0	0	0	—	—	—	0	0	0	48
49 Ulcer of stomach and duodenum (540, 541)	—	—	—	0	0	0	—	—	—	0	0	0	49
50 Appendicitis (550-553)	—	—	—	0	0	0	1	—	1	7.5	0	11.4	50
51 Intestinal obstruction and hernia (560, 561, 570)	1	1	—	8.2	12.5	0	1	1	—	7.5	22.2	0	51
52 Gastritis, duodenitis, enteritis and colitis (except diarrhea of the newborn) (543, 571, 572)	—	—	—	0	0	0	3	1	2	22.6	22.2	22.7	52
53 Cirrhosis of liver (581)	—	—	—	0	0	0	—	—	—	0	0	0	53
54 Nephritis and nephrosis (590-594)	—	—	—	0	0	0	3	1	2	22.6	22.2	22.7	54
55 Hyperplasia of prostate (610)	—	—	—	0	0	0	—	—	—	0	0	0	55
56 Complications of pregnancy, childbirth and the puerperium (640-652, 670-689)	—	—	—	0	0	0	1	—	1	7.5	0	11.4	56
57 Congenital malformations (750-759)	—	—	—	0	0	0	4	1	3	30.1	22.2	34.1	57
58 Birth injuries, postnatal asphyxia and atelectasis (760-762)	—	—	—	0	0	0	1	—	1	7.5	0	11.4	58
59 Infection of the newborn (763-768)	—	—	—	0	0	0	—	—	—	0	0	0	59
60 Other diseases peculiar to early infancy, and immaturity unqualified (769-776)	—	—	—	0	0	0	—	—	—	0	0	0	60
61 Senility, without mention of psychosis (794)	—	—	—	0	0	0	1	1	—	7.5	22.2	0	61
62 Ill-defined and unknown causes (780-793, 795)	3	1	2	24.6	12.5	47.6	1	—	1	7.5	0	11.4	62
63 Motor vehicle accidents (E810-E835)	5	1	4	41.0	12.5	95.2	3	—	3	22.6	0	34.1	63
64 All other accidents (E800-E802, E840-E962)	6	2	4	49.2	25.0	95.2	2	1	1	15.0	22.2	11.4	64
65 Suicide (E963, E970-E979)	1	1	—	8.2	12.5	0	1	—	—	7.5	22.2	0	65
66 Homicide (E984, E980-E985)	1	—	1	8.2	0	23.8	3	—	3	22.6	0	34.1	66
67 All other diseases (residual)	13	11	2	106.6	137.5	47.6	16	10	6	120.3	222.2	68.2	67

TABLE XIII VITAL STATISTICS, BY COUNTY, BY RACE, GEORGIA, 1966

ITEM	THOMAS						TIFT						
	Number			Rate or Ratio *			Number			Rate or Ratio *			
	Total	White	Non-White	Total	White	Non-White	Total	White	Non-White	Total	White	Non-White	
1 Estimated population as of July 1	37,700	21,700	16,000				25,000	17,400	7,600				1
LIVE BIRTHS													
2 Total	782	366	416	20.7	16.9	26.0	555	330	225	22.2	19.0	29.6	2
3 Delivered in hospital	553	359	194	70.7%	98.1%	45.6%	448	326	122	80.7%	98.8%	54.2%	3
4 Delivered in home by physician	15	5	10	1.9%	1.4%	2.4%	1	1	-	0.2%	0.3%	0%	4
5 Delivered in home by midwife	213	2	211	27.2%	0.5%	50.7%	106	3	103	19.1%	0.9%	45.8%	5
6 Other deliveries	1	-	1	0.1%	0%	0.2%	-	-	-	0%	0%	0%	6
7 Immature births	74	18	56	94.6	49.2	134.6	41	18	23	73.9	54.5	102.2	7
8 Live births to unwed mothers	120	5	115	153.5	13.7	275.4	67	7	60	120.7	21.2	266.7	8
FETAL DEATHS													
9 Total	43	24	24	61.4	65.6	57.7	17	13	4	30.6	39.4	17.8	9
10 Under 20 weeks gestation	31	21	10	39.6	57.4	24.0	11	9	2	19.8	27.3	8.9	10
11 20-27 weeks gestation	1	1	-	1.3	2.7	0	-	-	-	0	0	0	11
12 28 weeks and more	14	1	13	17.9	2.7	31.3	5	3	2	9.0	9.1	8.9	12
13 Unknown length of gestation	2	1	1	2.6	2.7	2.4	1	1	-	1.8	3.0	0	13
DEATHS													
14 Total, all ages	372	213	159	986.7	981.6	993.8	227	158	69	908.0	908.0	907.9	14
15 Under 1 year	10	3	7	12.8	8.2	16.8	16	7	9	28.8	21.2	40.0	15
16 Under 28 days	6	3	3	7.7	8.2	7.2	6	3	5	14.4	9.1	22.2	16
17 Deaths from immaturity	1	-	1	1.3	0	2.4	2	-	2	3.6	0	8.9	17
18 1-4 years * *	4	2	2	-	-	-	4	2	2	-	-	-	18
19 Maternal deaths	-	-	-	0	0	0	-	-	-	0	0	0	19
CAUSE OF DEATH													
20 Tuberculosis, all forms (001-019)	1	-	1	2.7	0	6.3	1	1	-	4.0	5.7	0	20
21 Syphilis and its sequelae (020-029)	-	-	-	0	0	0	-	-	-	0	0	0	21
22 Typhoid fever (040)	-	-	-	0	0	0	-	-	-	0	0	0	22
23 Dysentery, all forms (045-048)	-	-	-	0	0	0	1	1	-	4.0	5.7	0	23
24 Scarlet fever (050)	-	-	-	0	0	0	-	-	-	0	0	0	24
25 Streptococcal sore throat (051)	-	-	-	0	0	0	-	-	-	0	0	0	25
26 Diphtheria (055)	-	-	-	0	0	0	-	-	-	0	0	0	26
27 Whooping cough (056)	-	-	-	0	0	0	-	-	-	0	0	0	27
28 Meningococcal infections (057)	-	-	-	0	0	0	-	-	-	0	0	0	28
29 Acute poliomyelitis (080)	-	-	-	0	0	0	-	-	-	0	0	0	29
30 Acute infectious encephalitis (082)	-	-	-	0	0	0	-	-	-	0	0	0	30
31 Smallpox (084)	-	-	-	0	0	0	-	-	-	0	0	0	31
32 Measles (085)	-	-	-	0	0	0	-	-	-	0	0	0	32
33 Typhus and other rickettsial diseases (100-103, 105-108)	-	-	-	0	0	0	-	-	-	0	0	0	33
34 Rocky Mountain spotted fever (104)	-	-	-	0	0	0	-	-	-	0	0	0	34
35 Malaria (110-117)	-	-	-	0	0	0	-	-	-	0	0	0	35
36 All other diseases classified as infective and parasitic (030-039, 041-044, 049, 052-054, 059-074, 081, 083, 086-096, 120-138)	1	-	1	2.7	0	6.3	-	-	-	0	0	0	36
37 Malignant neoplasms, including neoplasms of lymphatic and haematopoietic tissues (140-205)	43	26	17	114.1	119.8	106.3	31	24	7	124.0	137.9	92.1	37
38 Benign and unspecified neoplasms (210-239)	-	-	-	0	0	0	1	1	-	4.0	5.7	0	38
39 Diabetes mellitus (260)	4	1	3	10.5	4.6	18.8	3	2	1	12.0	11.5	13.2	39
40 Pellagra (281)	-	-	-	0	0	0	-	-	-	0	0	0	40
41 Anemias (290-293)	-	-	-	0	0	0	1	1	-	4.0	5.7	0	41
42 Vascular lesions affecting central nervous system (330-334)	73	41	32	193.6	188.9	200.0	35	22	13	140.0	126.4	171.1	42
43 Nonmeningococcal meningitis (340)	1	-	1	2.7	0	6.3	1	-	1	4.0	0	13.2	43
44 Rheumatic fever (400-402)	-	-	-	0	0	0	-	-	-	0	0	0	44
45 Heart diseases (410-443)	133	77	56	352.8	354.8	350.0	74	56	18	296.0	321.8	236.8	45
46 Hypertension without mention of heart (444-447)	4	2	2	10.6	9.2	12.5	3	2	1	12.0	11.5	13.2	46
47 Influenza and pneumonia (480-483, 490-493)	17	9	8	45.1	41.5	50.0	1	1	-	0	0	0	47
48 Bronchitis (500-502)	-	-	-	0	0	0	1	1	-	4.0	5.7	0	48
49 Ulcer of stomach and duodenum (540, 541)	3	3	-	8.0	13.8	0	-	-	-	0	0	0	49
50 Appendicitis (550-553)	1	-	1	2.7	0	6.3	2	-	-	0	0	0	50
51 Intestinal obstruction and hernia (560, 561, 570)	4	2	2	10.6	9.2	12.5	2	2	-	8.0	11.5	0	51
52 Gastritis, duodenitis, enteritis and colitis (except diarrhea of the newborn) (543, 571, 572)	2	-	2	5.3	0	12.5	2	1	1	8.0	5.7	13.2	52
53 Cirrhosis of liver (581)	3	2	1	8.0	9.2	6.3	3	1	2	12.0	5.7	26.3	53
54 Nephritis and nephrosis (590-594)	4	-	4	10.6	0	25.0	-	-	-	0	0	0	54
55 Hyperplasia of prostate (610)	1	-	1	2.7	0	6.3	-	-	-	0	0	0	55
56 Complications of pregnancy, childbirth and the puerperium (640-652, 670-689)	-	-	-	0	0	0	-	-	-	0	0	0	56
57 Congenital malformations (750-759)	1	1	-	2.7	4.6	0	1	1	-	4.0	5.7	0	57
58 Birth injuries, postnatal asphyxia and atelectasis (760-762)	3	1	2	8.0	4.6	12.5	1	-	1	4.0	0	13.2	58
59 Infection of the newborn (763-768)	-	-	-	0	0	0	1	1	-	4.0	5.7	0	59
60 Other diseases peculiar to early infancy, and immaturity unqualified (769-776)	4	2	2	10.6	9.2	12.5	5	1	4	20.0	5.7	52.6	60
61 Senility, without mention of psychosis (794)	1	1	-	2.7	4.6	0	3	2	1	12.0	11.5	13.2	61
62 Ill-defined and unknown causes (780-793, 795)	1	1	-	2.7	4.6	0	5	-	5	20.0	0	65.8	62
63 Motor vehicle accidents (E810-E835)	9	5	4	23.9	23.0	25.0	9	9	-	36.0	51.7	0	63
64 All other accidents (E800-E802, E840-E962)	10	5	5	26.5	23.0	31.3	10	6	4	40.0	34.5	52.6	64
65 Suicide (E963, E970-E979)	6	6	-	15.9	27.6	0	4	4	-	16.0	23.0	0	65
66 Homicide (E964, E980-E985)	2	1	1	5.3	4.6	6.3	-	-	-	0	0	0	66
67 All other diseases (residual)	40	27	13	106.1	124.4	81.3	19	15	4	76.0	86.2	52.6	67

TABLE XIII VITAL STATISTICS, BY COUNTY, BY RACE, GEORGIA, 1966

ITEM	TOOMBS						TOWNS						
	Number			Rate or Ratio *			Number			Rate or Ratio *			
	Total	White	Non-White	Total	White	Non-White	Total	White	Non-White	Total	White	Non-White	
1 Estimated population as of July 1	17,800	12,700	5,100				4,700	4,700	0				1
LIVE BIRTHS													
2 Total	367	218	149	20.6	17.2	29.2	77	77	-	16.4	16.4	...	2
3 Delivered in hospital	278	217	61	75.7%	99.5%	40.9%	77	77	-	100.0%	100.0%	...	3
4 Delivered in home by physician	5	-	5	1.4%	0%	3.4%	-	-	-	0%	0%	...	4
5 Delivered in home by midwife	84	1	83	22.9%	0.5%	55.7%	-	-	-	0%	0%	...	5
6 Other deliveries	-	-	-	0%	0%	0%	-	-	-	0%	0%	...	6
7 Immature births	22	11	11	59.9	50.5	73.8	5	5	-	64.9	64.9	...	7
8 Live births to unwed mothers	46	4	42	125.3	18.3	281.9	3	3	-	39.0	39.0	...	8
FETAL DEATHS													
9 Total	14	7	7	38.1	32.1	47.0	1	1	-	13.0	13.0	...	9
10 Under 20 weeks gestation	6	5	1	16.3	22.9	6.7	-	-	-	0	0	...	10
11 20-27 weeks gestation	5	-	5	13.6	0	33.6	-	-	-	0	0	...	11
12 28 weeks and more	3	2	1	8.2	9.2	6.7	1	1	-	13.0	13.0	...	12
13 Unknown length of gestation	-	-	-	0	0	0	-	-	-	0	0	...	13
DEATHS													
14 Total, all ages	185	121	64	1039.3	952.8	1254.9	37	37	-	787.2	787.2	...	14
15 Under 1 year	9	2	7	24.5	9.2	47.0	1	1	-	13.0	13.0	...	15
16 Under 28 days	3	1	2	8.2	4.6	13.4	1	1	-	13.0	13.0	...	16
17 Deaths from immaturity	-	-	-	0	0	0	-	-	-	0	0	...	17
18 1-4 years * *	3	2	1	-	-	-	1	1	-	0	0	...	18
19 Maternal deaths	-	-	-	0	0	0	-	-	-	0	0	...	19
CAUSE OF DEATH													
20 Tuberculosis, all forms (001-019)	1	1	-	5.6	7.9	0	-	-	-	0	0	...	20
21 Syphilis and its sequelae (020-029)	-	-	-	0	0	0	-	-	-	0	0	...	21
22 Typhoid fever (040)	-	-	-	0	0	0	-	-	-	0	0	...	22
23 Dysentery, all forms (045-048)	-	-	-	0	0	0	-	-	-	0	0	...	23
24 Scarlet fever (050)	-	-	-	0	0	0	-	-	-	0	0	...	24
25 Streptococcal sore throat (051)	-	-	-	0	0	0	-	-	-	0	0	...	25
26 Diphtheria (055)	-	-	-	0	0	0	-	-	-	0	0	...	26
27 Whooping cough (056)	-	-	-	0	0	0	-	-	-	0	0	...	27
28 Meningococcal infections (057)	-	-	-	0	0	0	-	-	-	0	0	...	28
29 Acute poliomyelitis (080)	-	-	-	0	0	0	-	-	-	0	0	...	29
30 Acute infectious encephalitis (082)	-	-	-	0	0	0	-	-	-	0	0	...	30
31 Smallpox (084)	-	-	-	0	0	0	-	-	-	0	0	...	31
32 Measles (085)	-	-	-	0	0	0	-	-	-	0	0	...	32
33 Typhus and other rickettsial diseases (100-103, 105-108)	-	-	-	0	0	0	-	-	-	0	0	...	33
34 Rocky Mountain spotted fever (104)	-	-	-	0	0	0	-	-	-	0	0	...	34
35 Malaria (110-117)	-	-	-	0	0	0	-	-	-	0	0	...	35
36 All other diseases classified as infective and parasitic (030-039, 041-044, 049, 052-054, 059-074, 081, 083, 086-096, 120-138)	-	-	-	0	0	0	-	-	-	0	0	...	36
37 Malignant neoplasms, including neoplasms of lymphatic and haemotopoietic tissues (140-205)	22	14	8	123.6	110.2	156.9	4	4	-	85.1	85.1	...	37
38 Benign and unspecified neoplasms (210-239)	-	-	-	0	0	0	-	-	-	0	0	...	38
39 Diabetes mellitus (260)	-	-	-	0	0	0	2	2	-	42.6	42.6	...	39
40 Pellagra (281)	-	-	-	0	0	0	-	-	-	0	0	...	40
41 Anemias (290-293)	-	-	-	0	0	0	-	-	-	0	0	...	41
42 Vascular lesions affecting central nervous system (330-334)	30	20	10	168.5	157.5	196.1	8	8	-	170.2	170.2	...	42
43 Nonmeningococcal meningitis (340)	-	-	-	0	0	0	-	-	-	0	0	...	43
44 Rheumatic fever (400-402)	-	-	-	0	0	0	-	-	-	0	0	...	44
45 Heart diseases (410-443)	54	39	15	303.4	307.1	294.1	14	14	-	297.9	297.9	...	45
46 Hypertension without mention of heart (444-447)	2	2	-	11.2	15.7	0	-	-	-	0	0	...	46
47 Influenza and pneumonia (480-483, 490-493)	13	5	8	73.0	39.4	156.9	-	-	-	0	0	...	47
48 Bronchitis (500-502)	-	-	-	0	0	0	-	-	-	0	0	...	48
49 Ulcer of stomach and duodenum (540, 541)	-	-	-	0	0	0	-	-	-	0	0	...	49
50 Appendicitis (550-553)	-	-	-	0	0	0	-	-	-	0	0	...	50
51 Intestinal obstruction and hernia (560, 561, 570)	1	1	-	5.6	7.9	0	-	-	-	0	0	...	51
52 Gastritis, duodenitis, enteritis and colitis (except diarrhea of the newborn) (543, 571, 572)	3	1	2	16.9	7.9	39.2	-	-	-	0	0	...	52
53 Cirrhosis of liver (581)	2	2	-	11.2	15.7	0	-	-	-	0	0	...	53
54 Nephritis and nephrosis (590-594)	4	4	-	22.5	31.5	0	-	-	-	0	0	...	54
55 Hyperplasia of prostate (610)	-	-	-	0	0	0	-	-	-	0	0	...	55
56 Complications of pregnancy, childbirth and the puerperium (640-652, 670-689)	-	-	-	0	0	0	-	-	-	0	0	...	56
57 Congenital malformations (750-759)	1	1	-	5.6	7.9	0	-	-	-	0	0	...	57
58 Birth injuries, postnatal asphyxia and atelectasis (760-762)	1	1	-	5.6	7.9	0	-	-	-	0	0	...	58
59 Infection of the newborn (763-768)	2	-	2	11.2	0	39.2	-	-	-	0	0	...	59
60 Other diseases peculiar to early infancy, and immaturity unqualified (769-776)	-	-	-	0	0	0	-	-	-	0	0	...	60
61 Senility, without mention of psychosis (794)	1	1	-	5.6	7.9	0	-	-	-	0	0	...	61
62 Ill-defined and unknown causes (780-793, 795)	3	2	1	16.9	15.7	19.6	-	-	-	0	0	...	62
63 Motor vehicle accidents (E810-E835)	13	9	4	73.0	70.9	78.4	3	3	-	63.8	63.8	...	63
64 All other accidents (E800-E802, E840-E962)	5	4	1	28.1	31.5	19.6	1	1	-	21.3	21.3	...	64
65 Suicide (E963, E970-E979)	-	-	-	0	0	0	-	-	-	0	0	...	65
66 Homicide (E964, E980-E985)	9	4	5	50.6	31.5	98.0	-	-	-	0	0	...	66
67 All other diseases (residual)	18	10	8	101.1	78.7	156.9	4	4	-	85.1	85.1	...	67

TABLE XIII VITAL STATISTICS, BY COUNTY, BY RACE, GEORGIA, 1966

ITEM	TREULEN						TROUP							
	Number			Rate or Ratio *			Number			Rate or Ratio *				
	Total	White	Non-White	Total	White	Non-White	Total	White	Non-White	Total	White	Non-White		
1	Estimated population as of July 1	6,100	4,000	2,100			47,300	29,900	17,400				1	
LIVE BIRTHS														
2	Total	133	68	65	21.8	17.0	31.0	830	491	339	17.5	16.4	19.5	2
3	Delivered in hospital	100	67	33	75.2	98.5	50.8	692	488	204	83.4	99.4	60.2	3
4	Delivered in home by physician	1	1	-	0.8	1.5	0.7	17	2	15	2.0	0.4	4.4	4
5	Delivered in home by midwife	32	-	32	24.1	0	49.2	120	1	119	14.5	0.2	35.1	5
6	Other deliveries	-	-	-	0	0	0	1	-	1	0.1	0	0.3	6
7	Immature births	16	4	12	120.3	58.8	184.6	80	38	42	96.4	77.4	123.9	7
8	Live births to unwed mothers	11	1	10	82.7	14.7	153.8	91	10	81	109.6	20.4	238.9	8
FETAL DEATHS														
9	Total	2	1	1	15.0	14.7	15.4	55	38	17	66.3	77.4	50.1	9
10	Under 20 weeks gestation	-	-	-	0	0	0	37	30	7	44.6	61.1	20.6	10
11	20-27 weeks gestation	-	-	-	0	0	0	1	1	-	1.2	2.0	0	11
12	28 weeks and more	2	1	1	15.0	14.7	15.4	15	6	9	18.1	12.2	26.5	12
13	Unknown length of gestation	-	-	-	0	0	0	2	1	1	2.4	2.0	2.9	13
DEATHS														
14	Total, all ages	70	49	21	147.5	1225.0	1000.0	526	330	196	112.1	1103.7	1126.4	14
15	Under 1 year	2	2	-	15.0	29.4	0	32	14	18	38.6	28.5	53.1	15
16	Under 28 days	1	1	-	7.5	14.7	0	22	13	9	26.5	26.5	26.5	16
17	Deaths from immaturity	-	-	-	0	0	0	5	1	4	6.0	2.0	11.8	17
18	1-4 years * *	-	-	-	-	-	-	8	2	6	-	-	-	18
19	Maternal deaths	-	-	-	0	0	0	-	-	-	0	0	0	19
CAUSE OF DEATH														
20	Tuberculosis, all forms (001-019)	-	-	-	0	0	0	1	-	1	2.1	0	5.7	20
21	Syphilis and its sequelae (020-029)	1	1	-	16.4	0	47.6	-	-	-	0	0	0	21
22	Typhoid fever (040)	-	-	-	0	0	0	-	-	-	0	0	0	22
23	Dysentery, all forms (045-048)	-	-	-	0	0	0	-	-	-	0	0	0	23
24	Scarlet fever (050)	-	-	-	0	0	0	-	-	-	0	0	0	24
25	Streptococcal sore throat (051)	-	-	-	0	0	0	-	-	-	0	0	0	25
26	Diphtheria (055)	-	-	-	0	0	0	-	-	-	0	0	0	26
27	Whooping cough (056)	-	-	-	0	0	0	-	-	-	0	0	0	27
28	Meningococcal infections (057)	-	-	-	0	0	0	-	-	-	0	0	0	28
29	Acute poliomyelitis (080)	-	-	-	0	0	0	-	-	-	0	0	0	29
30	Acute infectious encephalitis (082)	-	-	-	0	0	0	-	-	-	0	0	0	30
31	Smallpox (084)	-	-	-	0	0	0	-	-	-	0	0	0	31
32	Measles (085)	-	-	-	0	0	0	-	-	-	0	0	0	32
33	Typhus and other rickettsial diseases (100-103, 105-108)	-	-	-	0	0	0	-	-	-	0	0	0	33
34	Rocky Mountain spotted fever (104)	-	-	-	0	0	0	-	-	-	0	0	0	34
35	Malaria (110-117)	-	-	-	0	0	0	-	-	-	0	0	0	35
36	All other diseases classified as infective and parasitic (030-039, 041-044, 049, 052-054, 059-074, 081, 083, 086-096, 120-138)	-	-	-	0	0	0	1	-	1	2.1	0	5.7	36
37	Malignant neoplasms, including neoplasms of lymphatic and haematopoietic tissues (140-205)	7	5	2	114.8	125.0	95.2	74	45	29	156.4	150.5	166.7	37
38	Benign and unspecified neoplasms (210-239)	2	1	1	32.8	25.0	47.6	4	2	2	8.5	6.7	11.5	38
39	Diabetes mellitus (260)	-	-	-	0	0	0	5	3	2	10.6	10.0	11.5	39
40	Pellagra (281)	-	-	-	0	0	0	-	-	-	0	0	0	40
41	Anemias (290-293)	-	-	-	0	0	0	1	-	1	2.1	0	5.7	41
42	Vascular lesions affecting central nervous system (330-334)	12	12	-	196.7	300.0	0	109	64	45	230.4	214.0	258.6	42
43	Nonmeningococcal meningitis (340)	1	1	-	16.4	25.0	0	1	-	1	2.1	0	5.7	43
44	Rheumatic fever (400-402)	-	-	-	0	0	0	-	-	-	0	0	0	44
45	Heart diseases (410-443)	27	18	9	442.6	450.0	428.6	169	117	52	357.3	391.3	298.9	45
46	Hypertension without mention of heart (444-447)	-	-	-	0	0	0	7	3	4	14.8	10.0	23.0	46
47	Influenza and pneumonia (480-483, 490-493)	3	2	1	49.2	50.0	47.6	4	-	4	8.5	0	23.0	47
48	Bronchitis (500-502)	-	-	-	0	0	0	3	2	1	6.3	6.7	5.7	48
49	Ulcer of stomach and duodenum (540, 541)	1	1	-	16.4	25.0	0	1	1	-	2.1	3.3	0	49
50	Appendicitis (550-553)	-	-	-	0	0	0	2	2	-	4.2	6.7	0	50
51	Intestinal obstruction and hernia (560, 561, 570)	-	-	-	0	0	0	2	2	-	4.2	6.7	0	51
52	Gastritis, duodenitis, enteritis and colitis (except diarrhea of the newborn) (543, 571, 572)	1	-	-	16.4	0	47.6	5	4	1	10.6	13.4	5.7	52
53	Cirrhosis of liver (581)	1	1	-	16.4	0	47.6	4	3	1	8.5	10.0	5.7	53
54	Nephritis and nephrosis (590-594)	1	1	-	16.4	25.0	0	4	1	3	8.5	3.3	17.2	54
55	Hyperplasia of prostate (610)	1	1	-	16.4	25.0	0	-	-	-	0	0	0	55
56	Complications of pregnancy, childbirth and the puerperium (640-652, 670-689)	-	-	-	0	0	0	-	-	-	0	0	0	56
57	Congenital malformations (750-759)	-	-	-	0	0	0	5	4	1	10.6	13.4	5.7	57
58	Birth injuries, postnatal asphyxia and atelectasis (760-762)	-	-	-	0	0	0	6	4	2	12.7	13.4	11.5	58
59	Infection of the newborn (763-768)	-	-	-	0	0	0	1	1	-	2.1	3.3	0	59
60	Other diseases peculiar to early infancy, and immaturity unqualified (769-776)	1	1	-	16.4	25.0	0	11	5	6	23.3	16.7	34.5	60
61	Senility, without mention of psychosis (794)	-	-	-	0	0	0	-	-	-	0	0	0	61
62	Ill-defined and unknown causes (780-793, 795)	-	-	-	0	0	0	-	-	-	0	0	0	62
63	Motor vehicle accidents (E810-E835)	4	1	3	65.6	25.0	142.9	14	10	4	29.6	33.4	23.0	63
64	All other accidents (E800-E802, E840-E962)	2	2	-	32.8	50.0	0	17	10	7	35.9	33.4	40.2	64
65	Suicide (E963, E970-E979)	1	1	-	16.4	25.0	0	7	6	1	14.8	20.1	5.7	65
66	Homicide (E964, E980-E985)	1	1	1	16.4	0	47.6	12	4	8	25.4	13.4	46.0	66
67	All other diseases (residual)	3	2	1	49.2	50.0	47.6	36	29	7	76.1	97.0	40.2	67

TABLE XIII VITAL STATISTICS, BY COUNTY, BY RACE, GEORGIA, 1966

ITEM	TURNER						TWIGGS						
	Number			Rate or Ratio *			Number			Rate or Ratio *			
	Total	White	Non-White	Total	White	Non-White	Total	White	Non-White	Total	White	Non-White	
1 Estimated population as of July 1	8,800	5,400	3,400				8,400	5,300	3,100				1
LIVE BIRTHS													
2 Total	191	79	113	21.7	14.4	33.2	180	47	133	21.4	14.2	26.1	2
3 Delivered in hospital	146	78	68	76.4%	100.0%	60.2%	159	47	112	88.3%	100.0%	84.2%	3
4 Delivered in home by physician	2	-	2	1.0%	0%	1.8%	19	-	19	10.6%	0%	14.3%	4
5 Delivered in home by midwife	43	-	43	22.5%	0%	38.1%	1	-	1	0.6%	0%	0.8%	5
6 Other deliveries	3	-	-	0%	0%	0%	1	-	1	0.6%	0%	0.8%	6
7 Immature births	11	3	8	57.6	38.5	70.8	25	4	21	138.9	85.1	157.9	7
8 Live births to unwed mothers	38	1	37	199.0	12.8	327.4	37	3	34	205.6	63.8	255.6	8
FETAL DEATHS													
9 Total	6	-	6	31.4	0	53.1	3	2	1	16.7	42.6	7.5	9
10 Under 20 weeks gestation	1	-	1	5.2	0	8.8	-	-	-	0	0	0	10
11 20-27 weeks gestation	2	-	2	10.5	0	17.7	-	-	-	0	0	0	11
12 28 weeks and more	3	-	3	15.7	0	26.5	3	2	1	16.7	42.6	7.5	12
13 Unknown length of gestation	-	-	-	0	0	0	-	-	-	0	0	0	13
DEATHS													
14 Total, all ages	113	68	45	284.1	1259.3	1323.5	75	26	49	892.9	787.9	960.8	14
15 Under 1 year	11	1	10	57.6	12.8	98.5	7	1	6	38.9	21.3	45.1	15
16 Under 28 days	5	1	4	26.2	12.8	35.4	4	-	4	22.2	0	30.1	16
17 Deaths from immaturity	1	-	1	5.2	0	8.8	-	-	-	0	0	0	17
18 1-4 years **	3	1	2	-	-	-	1	-	1	-	-	-	18
19 Maternal deaths	-	-	-	0	0	0	-	-	-	0	0	0	19
CAUSE OF DEATH													
20 Tuberculosis, all forms (001-019)	-	-	-	0	0	0	-	-	-	0	0	0	20
21 Syphilis and its sequelae (020-029)	1	1	-	11.4	18.5	0	-	-	-	0	0	0	21
22 Typhoid fever (040)	-	-	-	0	0	0	-	-	-	0	0	0	22
23 Dysentery, all forms (045-048)	1	-	1	11.4	0	29.4	-	-	-	0	0	0	23
24 Scarlet fever (050)	-	-	-	0	0	0	-	-	-	0	0	0	24
25 Streptococcal sore throat (051)	-	-	-	0	0	0	-	-	-	0	0	0	25
26 Diphtheria (055)	-	-	-	0	0	0	-	-	-	0	0	0	26
27 Whooping cough (056)	-	-	-	0	0	0	-	-	-	0	0	0	27
28 Meningococcal infections (057)	-	-	-	0	0	0	-	-	-	0	0	0	28
29 Acute poliomyelitis (080)	-	-	-	0	0	0	-	-	-	0	0	0	29
30 Acute infectious encephalitis (082)	-	-	-	0	0	0	-	-	-	0	0	0	30
31 Smallpox (084)	-	-	-	0	0	0	-	-	-	0	0	0	31
32 Measles (085)	-	-	-	0	0	0	-	-	-	0	0	0	32
33 Typhus and other rickettsial diseases (100-103, 105-108)	-	-	-	0	0	0	-	-	-	0	0	0	33
34 Rocky Mountain spotted fever (104)	-	-	-	0	0	0	-	-	-	0	0	0	34
35 Malaria (110-117)	-	-	-	0	0	0	-	-	-	0	0	0	35
36 All other diseases classified as infective and parasitic (030-039, 041-044, 049, 052-054, 059-074, 081, 083, 086-096, 120-138)	-	-	-	0	0	0	-	-	-	0	0	0	36
37 Malignant neoplasms, including neoplasms of lymphatic and haematopoietic tissues (140-205)	17	10	7	193.2	185.2	205.9	4	3	1	47.6	90.9	19.6	37
38 Benign and unspecified neoplasms (210-239)	-	-	-	0	0	0	-	-	-	0	0	0	38
39 Diabetes mellitus (260)	-	-	-	0	0	0	-	-	-	0	0	0	39
40 Pellagra (281)	-	-	-	0	0	0	-	-	-	0	0	0	40
41 Anemias (290-293)	-	-	-	0	0	0	-	-	-	0	0	0	41
42 Vascular lesions affecting central nervous system (330-334)	16	15	1	181.8	277.8	29.4	9	1	8	107.1	30.3	156.9	42
43 Nonmeningococcal meningitis (340)	-	-	-	0	0	0	-	-	-	0	0	0	43
44 Rheumatic fever (400-402)	-	-	-	0	0	0	-	-	-	0	0	0	44
45 Heart diseases (410-443)	48	28	20	545.5	518.5	588.2	29	13	16	345.2	393.9	313.7	45
46 Hypertension without mention of heart (444-447)	-	-	-	0	0	0	1	-	1	11.9	0	19.6	46
47 Influenza and pneumonia (480-483, 490-493)	9	3	6	102.3	55.6	176.5	-	-	-	0	0	0	47
48 Bronchitis (500-502)	-	-	-	0	0	0	-	-	-	0	0	0	48
49 Ulcer of stomach and duodenum (540, 541)	2	2	-	22.7	37.0	0	-	-	-	0	0	0	49
50 Appendicitis (550-553)	-	-	-	0	0	0	-	-	-	0	0	0	50
51 Intestinal obstruction and hernia (560, 561, 570)	-	-	-	0	0	0	1	1	-	11.9	30.3	0	51
52 Gastritis, duodenitis, enteritis and colitis (except diarrhea of the newborn) (543, 571, 572)	-	-	-	0	0	0	-	-	-	0	0	0	52
53 Cirrhosis of liver (581)	-	-	-	0	0	0	-	-	-	0	0	0	53
54 Nephritis and nephrosis (590-594)	1	-	1	11.4	0	29.4	-	-	-	0	0	0	54
55 Hyperplasia of prostate (610)	-	-	-	0	0	0	-	-	-	0	0	0	55
56 Complications of pregnancy, childbirth and the puerperium (640-652, 670-689)	-	-	-	0	0	0	-	-	-	0	0	0	56
57 Congenital malformations (750-759)	1	-	1	11.4	0	29.4	-	-	-	0	0	0	57
58 Birth injuries, postnatal asphyxia and atelectasis (760-762)	-	-	-	0	0	0	1	-	1	11.9	0	19.6	58
59 Infection of the newborn (763-768)	2	1	1	22.7	18.5	29.4	1	-	1	11.9	0	19.6	59
60 Other diseases peculiar to early infancy, and immaturity unqualified (769-776)	4	-	4	45.5	0	117.6	2	-	2	23.8	0	39.2	60
61 Senility, without mention of psychosis (794)	-	-	-	0	0	0	-	-	-	0	0	0	61
62 Ill-defined and unknown causes (780-793, 795)	-	-	-	0	0	0	-	-	-	0	0	0	62
63 Motor vehicle accidents (E810-E835)	2	1	1	22.7	18.5	29.4	4	-	4	47.6	0	78.4	63
64 All other accidents (E800-E802, E840-E962)	-	-	-	0	0	0	6	1	5	71.4	30.3	98.0	64
65 Suicide (E963, E970-E979)	2	2	-	22.7	37.0	0	2	2	-	23.8	60.6	0	65
66 Homicide (E964, E980-E985)	4	3	1	45.5	55.6	29.4	1	-	1	11.9	0	19.6	66
67 All other diseases (residual)	3	2	1	34.1	37.0	29.4	9	4	5	107.1	121.2	98.0	67

TABLE XIII VITAL STATISTICS, BY COUNTY, BY RACE, GEORGIA, 1966

ITEM	UNION						UPSON						
	Number			Rate or Ratio *			Number			Rate or Ratio *			
	Total	White	Non-White	Total	White	Non-White	Total	White	Non-White	Total	White	Non-White	
1 Estimated population as of July 1	6,800	6,800	0				24,700	17,700	7,000				1
LIVE BIRTHS													
2 Total	115	115	-	16.9	16.9	...	398	236	162	16.1	13.3	23.1	2
3 Delivered in hospital	114	114	-	99.1%	99.1%	...	321	234	87	80.7%	99.2%	53.7%	3
4 Delivered in home by physician	1	1	-	0.9%	0.9%	...	2	-	2	0.5%	0%	1.2%	4
5 Delivered in home by midwife	-	-	-	0%	0%	...	73	2	71	18.3%	0.8%	43.8%	5
6 Other deliveries	-	-	-	0%	0%	...	2	-	2	0.5%	0%	1.2%	6
7 Immature births	6	6	-	52.2	52.2	...	39	23	16	98.0	97.5	98.8	7
8 Live births to unwed mothers	6	6	-	52.2	52.2	...	41	4	37	103.0	16.9	228.4	8
FETAL DEATHS													
9 Total	4	4	-	34.8	34.8	...	7	6	1	17.6	25.4	6.2	9
10 Under 20 weeks gestation	1	1	-	8.7	8.7	...	3	3	-	7.5	12.7	0	10
11 20-27 weeks gestation	1	1	-	8.7	8.7	...	-	-	-	0	0	0	11
12 28 weeks and more	2	2	-	17.4	17.4	...	4	3	1	10.1	12.7	6.2	12
13 Unknown length of gestation	-	-	-	0	0	...	-	-	-	0	0	0	13
DEATHS													
14 Total, all ages	62	62	-	911.8	911.8	...	239	174	65	967.6	983.1	928.6	14
15 Under 1 year	4	4	-	34.8	34.8	...	12	7	5	30.2	29.7	30.9	15
16 Under 28 days	3	3	-	26.1	26.1	...	8	5	3	20.1	21.2	18.5	16
17 Deaths from immaturity	1	1	-	8.7	8.7	...	1	1	-	2.5	4.2	0	17
18 1-4 years "	1	1	-	-	-	...	4	4	-	-	-	-	18
19 Maternal deaths	-	-	-	0	0	...	-	-	-	0	0	0	19
CAUSE OF DEATH													
20 Tuberculosis, all forms (001-019)	1	1	-	14.7	14.7	...	1	1	-	4.0	5.6	0	20
21 Syphilis and its sequelae (020-029)	-	-	-	0	0	...	1	-	1	4.0	0	14.3	21
22 Typhoid fever (040)	-	-	-	0	0	...	-	-	-	0	0	0	22
23 Dysentery, all forms (045-048)	-	-	-	0	0	...	-	-	-	0	0	0	23
24 Scarlet fever (050)	-	-	-	0	0	...	-	-	-	0	0	0	24
25 Streptococcal sore throat (051)	-	-	-	0	0	...	-	-	-	0	0	0	25
26 Diphtheria (055)	-	-	-	0	0	...	-	-	-	0	0	0	26
27 Whooping cough (056)	-	-	-	0	0	...	-	-	-	0	0	0	27
28 Meningococcal infections (057)	-	-	-	0	0	...	1	1	-	4.0	5.6	0	28
29 Acute poliomyelitis (080)	-	-	-	0	0	...	-	-	-	0	0	0	29
30 Acute infectious encephalitis (082)	-	-	-	0	0	...	1	-	1	4.0	0	14.3	30
31 Smallpox (084)	-	-	-	0	0	...	-	-	-	0	0	0	31
32 Measles (085)	-	-	-	0	0	...	-	-	-	0	0	0	32
33 Typhus and other rickettsial diseases (100-103, 105-108)	-	-	-	0	0	...	-	-	-	0	0	0	33
34 Rocky Mountain spotted fever (104)	-	-	-	0	0	...	-	-	-	0	0	0	34
35 Malaria (110-117)	-	-	-	0	0	...	-	-	-	0	0	0	35
36 All other diseases classified as infective and parasitic (030-039, 041-044, 049, 052-054, 059-074, 081, 083, 086-096, 120-138)	2	2	-	29.4	29.4	...	-	-	-	0	0	0	36
37 Malignant neoplasms, including neoplasms of lymphatic and haematopoietic tissues (140-205)	13	13	-	191.2	191.2	...	33	25	8	133.6	141.2	114.3	37
38 Benign and unspecified neoplasms (210-239)	-	-	-	0	0	...	-	-	-	0	0	0	38
39 Diabetes mellitus (260)	-	-	-	0	0	...	2	1	1	8.1	5.6	14.3	39
40 Pellagra (281)	-	-	-	0	0	...	-	-	-	0	0	0	40
41 Anemias (290-293)	-	-	-	0	0	...	1	-	1	4.0	0	14.3	41
42 Vascular lesions affecting central nervous system (330-334)	10	10	-	147.1	147.1	...	43	29	14	174.1	163.8	200.0	42
43 Nonmeningococcal meningitis (340)	-	-	-	0	0	...	-	-	-	0	0	0	43
44 Rheumatic fever (400-402)	-	-	-	0	0	...	-	-	-	0	0	0	44
45 Heart diseases (410-443)	19	19	-	279.4	279.4	...	87	69	18	352.2	389.8	257.1	45
46 Hypertension without mention of heart (444-447)	1	1	-	14.7	14.7	...	3	-	3	12.1	0	42.9	46
47 Influenza and pneumonia (480-483, 490-493)	2	2	-	29.4	29.4	...	1	1	-	4.0	5.6	0	47
48 Bronchitis (500-502)	-	-	-	0	0	...	-	-	-	0	0	0	48
49 Ulcer of stomach and duodenum (540, 541)	1	1	-	14.7	14.7	...	-	-	-	0	0	0	49
50 Appendicitis (550-553)	1	1	-	14.7	14.7	...	-	-	-	0	0	0	50
51 Intestinal obstruction and hernia (560, 561, 570)	-	-	-	0	0	...	2	2	-	8.1	11.3	0	51
52 Gastritis, duodenitis, enteritis and colitis (except diarrhea of the newborn) (543, 571, 572)	-	-	-	0	0	...	-	-	-	0	0	0	52
53 Cirrhosis of liver (581)	1	1	-	14.7	14.7	...	-	-	-	0	0	0	53
54 Nephritis and nephrosis (590-594)	-	-	-	0	0	...	2	1	1	8.1	5.6	14.3	54
55 Hyperplasia of prostate (610)	-	-	-	0	0	...	-	-	-	0	0	0	55
56 Complications of pregnancy, childbirth and the puerperium (640-652, 670-689)	-	-	-	0	0	...	-	-	-	0	0	0	56
57 Congenital malformations (750-759)	-	-	-	0	0	...	5	3	2	20.2	16.9	28.6	57
58 Birth injuries, postnatal asphyxia and atelectasis (760-762)	3	3	-	44.1	44.1	...	3	2	1	12.1	11.3	14.3	58
59 Infection of the newborn (763-768)	-	-	-	0	0	...	-	-	-	0	0	0	59
60 Other diseases peculiar to early infancy, and immaturity unqualified (769-776)	1	1	-	14.7	14.7	...	4	4	-	16.2	22.6	0	60
61 Senility, without mention of psychosis (794)	-	-	-	0	0	...	-	-	-	0	0	0	61
62 Ill-defined and unknown causes (780-793, 795)	-	-	-	0	0	...	-	-	-	0	0	0	62
63 Motor vehicle accidents (E810-E835)	4	4	-	58.8	58.8	...	8	8	-	32.4	45.2	0	63
64 All other accidents (E800-E802, E840-E962)	1	1	-	14.7	14.7	...	10	8	2	40.5	45.2	28.6	64
65 Suicide (E963, E970-E979)	-	-	-	0	0	...	3	3	-	12.1	16.9	0	65
66 Homicide (E964, E980-E985)	-	-	-	0	0	...	2	1	1	8.1	5.6	14.3	66
67 All other diseases (residual)	2	2	-	29.4	29.4	...	16	10	6	64.8	56.5	85.7	67

TABLE XIII VITAL STATISTICS, BY COUNTY, BY RACE, GEORGIA, 1966

ITEM	WALKER						WALTON						
	Number			Rate or Ratio *			Number			Rate or Ratio *			
	Total	White	Non-White	Total	White	Non-White	Total	White	Non-White	Total	White	Non-White	
1 Estimated population as of July 1	51,900	48,900	3,000				21,500	14,800	6,700				1
LIVE BIRTHS													
2 Total	902	847	55	17.4	17.3	18.3	531	276	255	24.7	18.6	38.1	2
3 Delivered in hospital	898	844	54	99.6%	99.6%	98.2%	499	276	223	94.0%	100.0%	87.5%	3
4 Delivered in home by physician	3	2	1	0.3%	0.2%	1.0%	1	—	1	0.2%	0%	0.4%	4
5 Delivered in home by midwife	—	—	—	0%	0%	0%	31	—	31	5.8%	0%	12.2%	5
6 Other deliveries	1	1	—	0.1%	0.1%	0%	—	—	—	0%	0%	0%	6
7 Immature births	81	76	5	89.8	89.7	90.9	65	21	44	122.4	76.1	172.5	7
8 Live births to unwed mothers	30	20	10	33.3	23.6	181.8	85	8	77	160.1	29.0	302.0	8
FETAL DEATHS													
9 Total	17	17	—	18.8	20.1	0	17	12	5	32.0	43.5	19.6	9
10 Under 20 weeks gestation	2	2	—	2.2	2.4	0	5	4	1	9.4	14.5	3.9	10
11 20-27 weeks gestation	4	4	—	4.4	4.7	0	1	1	—	1.9	3.6	0	11
12 28 weeks and more	10	10	—	11.1	11.8	0	11	7	4	20.7	25.4	15.7	12
13 Unknown length of gestation	1	1	—	1.1	1.2	0	—	—	—	0	0	0	13
DEATHS													
14 Total, all ages	370	348	22	712.9	711.7	733.3	214	157	57	995.3	1060.8	850.7	14
15 Under 1 year	21	20	1	23.3	23.6	18.2	11	4	7	20.7	14.5	27.5	15
16 Under 28 days	13	13	—	14.4	15.3	0	5	3	2	9.4	10.9	7.8	16
17 Deaths from immaturity	5	5	—	5.5	5.9	0	—	—	—	0	0	0	17
18 1-4 years * *	5	5	—	—	—	—	2	1	1	—	—	—	18
19 Maternal deaths	2	2	—	22.2	23.6	0	—	—	—	0	0	0	19
CAUSE OF DEATH													
20 Tuberculosis, all forms (001-019)	2	2	—	3.9	4.1	0	—	—	—	0	0	0	20
21 Syphilis and its sequelae (020-029)	1	1	—	1.9	2.0	0	—	—	—	0	0	0	21
22 Typhoid fever (040)	—	—	—	0	0	0	—	—	—	0	0	0	22
23 Dysentery, all forms (045-048)	—	—	—	0	0	0	—	—	—	0	0	0	23
24 Scarlet fever (050)	—	—	—	0	0	0	—	—	—	0	0	0	24
25 Streptococcal sore throat (051)	—	—	—	0	0	0	—	—	—	0	0	0	25
26 Diphtheria (055)	—	—	—	0	0	0	—	—	—	0	0	0	26
27 Whooping cough (056)	—	—	—	0	0	0	—	—	—	0	0	0	27
28 Meningococcal infections (057)	—	—	—	0	0	0	—	—	—	0	0	0	28
29 Acute poliomyelitis (080)	—	—	—	0	0	0	—	—	—	0	0	0	29
30 Acute infectious encephalitis (082)	—	—	—	0	0	0	—	—	—	0	0	0	30
31 Smallpox (084)	—	—	—	0	0	0	—	—	—	0	0	0	31
32 Measles (085)	—	—	—	0	0	0	—	—	—	0	0	0	32
33 Typhus and other rickettsial diseases (100-103, 105-108)	—	—	—	0	0	0	—	—	—	0	0	0	33
34 Rocky Mountain spotted fever (104)	—	—	—	0	0	0	—	—	—	0	0	0	34
35 Malaria (110-117)	—	—	—	0	0	0	—	—	—	0	0	0	35
36 All other diseases classified as infective and parasitic (030-039, 041-044, 049, 052-054, 059-074, 081, 083, 086-096, 120-138)	—	—	—	0	0	0	1	1	—	4.7	6.8	0	36
37 Malignant neoplasms, including neoplasms of lymphatic and haematopoietic tissues (140-205)	63	60	3	121.4	122.7	100.0	26	17	9	120.9	114.9	134.3	37
38 Benign and unspecified neoplasms (210-239)	2	2	—	3.9	4.1	0	—	—	—	0	0	0	38
39 Diabetes mellitus (260)	8	8	—	15.4	16.4	0	8	7	1	37.2	47.3	14.9	39
40 Pellagra (281)	—	—	—	0	0	0	—	—	—	0	0	0	40
41 Anemias (290-293)	2	2	—	3.9	4.1	0	1	1	—	4.7	6.8	0	41
42 Vascular lesions affecting central nervous system (330-334)	32	30	2	61.7	61.3	66.7	27	23	4	125.6	155.4	59.7	42
43 Nonmeningococcal meningitis (340)	—	—	—	0	0	0	—	—	—	0	0	0	43
44 Rheumatic fever (400-402)	—	—	—	0	0	0	—	—	—	0	0	0	44
45 Heart diseases (410-443)	138	129	9	265.9	263.8	300.0	74	57	17	344.2	385.1	253.7	45
46 Hypertension without mention of heart (444-447)	3	2	1	5.8	4.1	33.3	—	—	—	0	0	0	46
47 Influenza and pneumonia (480-483, 490-493)	19	17	2	36.6	34.8	66.7	1	1	—	4.7	6.8	0	47
48 Bronchitis (500-502)	—	—	—	0	0	0	—	—	—	0	0	0	48
49 Ulcer of stomach and duodenum (540, 541)	2	2	—	3.9	4.1	0	2	—	2	9.3	0	29.9	49
50 Appendicitis (550-553)	1	1	—	1.9	2.0	0	—	—	—	0	0	0	50
51 Intestinal obstruction and hernia (560, 561, 570)	—	—	—	0	0	0	—	—	—	0	0	0	51
52 Gastritis, duodenitis, enteritis and colitis (except diarrhea of the newborn) (543, 571, 572)	—	—	—	0	0	0	1	1	—	4.7	6.8	0	52
53 Cirrhosis of liver (581)	3	2	1	5.8	4.1	33.3	1	1	—	4.7	6.8	0	53
54 Nephritis and nephrosis (590-594)	6	5	1	11.6	10.2	33.3	1	—	1	4.7	0	14.9	54
55 Hyperplasia of prostate (610)	—	—	—	0	0	0	1	1	—	4.7	6.8	0	55
56 Complications of pregnancy, childbirth and the puerperium (640-652, 670-689)	2	2	—	3.9	4.1	0	—	—	—	0	0	0	56
57 Congenital malformations (750-759)	5	4	1	9.6	8.2	33.3	2	2	—	9.3	13.5	0	57
58 Birth injuries, postnatal asphyxia and atelectasis (760-762)	1	1	—	1.9	2.0	0	2	1	1	9.3	6.8	14.9	58
59 Infection of the newborn (763-768)	3	3	—	5.8	6.1	0	1	—	1	4.7	0	14.9	59
60 Other diseases peculiar to early infancy, and immaturity unqualified (769-776)	7	7	—	13.5	14.3	0	2	1	1	9.3	6.8	14.9	60
61 Senility, without mention of psychosis (794)	1	1	—	1.9	2.0	0	—	—	—	0	0	0	61
62 Ill-defined and unknown causes (780-793, 795)	3	3	—	5.8	6.1	0	1	1	—	4.7	6.8	0	62
63 Motor vehicle accidents (E810-E835)	16	15	1	30.8	30.7	33.3	14	11	3	65.1	74.3	44.8	63
64 All other accidents (E800-E802, E840-E962)	12	12	—	23.1	24.5	0	4	1	3	18.6	6.8	44.8	64
65 Suicide (E963, E970-E979)	1	1	—	1.9	2.0	0	1	—	—	4.7	6.8	0	65
66 Homicide (E964, E980-E985)	4	3	1	7.7	6.1	33.3	4	1	3	18.6	6.8	44.8	66
67 All other diseases (residual)	33	33	—	63.6	67.5	0	28	22	6	130.2	148.6	89.6	67

TABLE XIII VITAL STATISTICS, BY COUNTY, BY RACE, GEORGIA, 1966

ITEM	WARE						WARREN						
	Number			Rate or Ratio *			Number			Rate or Ratio *			
	Total	White	Non-White	Total	White	Non-White	Total	White	Non-White	Total	White	Non-White	
1 Estimated population as of July 1	35,400	26,700	8,700				7,600	2,700	4,900				1
LIVE BIRTHS													
2 Total	691	502	189	19.5	18.8	21.7	152	24	128	20.0	8.9	26.1	2
3 Delivered in hospital	687	502	185	99.4	100.0	97.9	136	24	112	89.5	100.0	87.5	3
4 Delivered in home by physician	—	—	—	0	0	0	7	—	7	4.6	0	5.5	4
5 Delivered in home by midwife	4	—	4	0.6	0	2.1	9	—	9	5.9	0	7.0	5
6 Other deliveries	—	—	—	0	0	0	—	—	—	0	0	0	6
7 Immature births	54	37	17	78.1	73.7	89.9	21	—	21	138.2	0	164.1	7
8 Live births to unwed mothers	67	11	56	97.0	21.9	296.3	43	2	41	282.9	83.3	320.3	8
FETAL DEATHS													
9 Total	31	18	13	44.9	35.9	68.8	3	1	2	19.7	41.7	15.6	9
10 Under 20 weeks gestation	19	12	7	27.5	23.9	37.0	1	—	1	6.6	0	7.8	10
11 20-27 weeks gestation	5	3	2	7.2	6.0	10.6	—	—	—	0	0	0	11
12 28 weeks and more	5	3	2	7.2	6.0	10.6	2	1	1	13.2	41.7	7.8	12
13 Unknown length of gestation	2	—	2	2.9	0	10.6	—	—	—	0	0	0	13
DEATHS													
14 Total, all ages	366	262	104	1033.9	981.3	1195.4	74	37	37	973.7	1370.4	755.1	14
15 Under 1 year	14	10	4	20.3	19.9	21.2	4	—	4	26.3	0	31.3	15
16 Under 28 days	6	5	1	8.7	10.0	5.3	1	—	1	6.6	0	7.8	16
17 Deaths from immaturity	1	—	1	1.4	0	5.3	—	—	—	0	0	0	17
18 1-4 years **	7	7	—	—	—	—	4	—	4	—	—	—	18
19 Maternal deaths	—	—	—	0	0	0	—	—	—	0	0	0	19
CAUSE OF DEATH													
20 Tuberculosis, all forms (001-019)	1	1	—	2.8	3.7	0	—	—	—	0	0	0	20
21 Syphilis and its sequelae (020-029)	—	—	—	0	0	0	1	—	1	13.2	0	20.4	21
22 Typhoid fever (040)	—	—	—	0	0	0	—	—	—	0	0	0	22
23 Dysentery, all forms (045-048)	—	—	—	0	0	0	—	—	—	0	0	0	23
24 Scarlet fever (050)	—	—	—	0	0	0	—	—	—	0	0	0	24
25 Streptococcal sore throat (051)	—	—	—	0	0	0	—	—	—	0	0	0	25
26 Diphtheria (055)	—	—	—	0	0	0	—	—	—	0	0	0	26
27 Whooping cough (056)	—	—	—	0	0	0	—	—	—	0	0	0	27
28 Meningococcal infections (057)	—	—	—	0	0	0	—	—	—	0	0	0	28
29 Acute poliomyelitis (080)	—	—	—	0	0	0	—	—	—	0	0	0	29
30 Acute infectious encephalitis (082)	1	1	—	2.8	3.7	0	—	—	—	0	0	0	30
31 Smallpox (084)	—	—	—	0	0	0	—	—	—	0	0	0	31
32 Measles (085)	—	—	—	0	0	0	—	—	—	0	0	0	32
33 Typhus and other rickettsial diseases (100-103, 105-108)	—	—	—	0	0	0	—	—	—	0	0	0	33
34 Rocky Mountain spotted fever (104)	—	—	—	0	0	0	—	—	—	0	0	0	34
35 Malaria (110-117)	—	—	—	0	0	0	—	—	—	0	0	0	35
36 All other diseases classified as infective and parasitic (030-039, 041-044, 049, 052-054, 059-074, 081, 083, 086-096, 120-138)	—	—	—	0	0	0	1	—	1	13.2	0	20.4	36
37 Malignant neoplasms, including neoplasms of lymphatic and hematopoietic tissues (140-205)	54	37	17	152.5	138.6	195.4	8	6	2	105.3	222.2	40.8	37
38 Benign and unspecified neoplasms (210-239)	2	1	1	5.6	3.7	11.5	—	—	—	0	0	0	38
39 Diabetes mellitus (260)	11	5	6	31.1	18.7	69.0	—	—	—	0	0	0	39
40 Pellagra (281)	—	—	—	0	0	0	—	—	—	0	0	0	40
41 Anemias (290-293)	1	—	—	2.8	3.7	0	1	—	1	13.2	0	20.4	41
42 Vascular lesions affecting central nervous system (330-334)	39	21	18	110.2	78.7	206.9	8	2	6	105.3	74.1	122.4	42
43 Nonmeningococcal meningitis (340)	1	1	—	2.8	3.7	0	1	—	1	13.2	0	20.4	43
44 Rheumatic fever (400-402)	—	—	—	0	0	0	—	—	—	0	0	0	44
45 Heart diseases (410-443)	133	100	33	375.7	374.5	379.3	24	16	8	315.8	592.6	163.3	45
46 Hypertension without mention of heart (444-447)	4	3	1	11.3	11.2	11.5	2	1	1	26.3	37.0	20.4	46
47 Influenza and pneumonia (480-483, 490-493)	14	10	4	39.5	37.5	46.0	—	—	—	0	0	0	47
48 Bronchitis (500-502)	1	—	1	2.8	0	11.5	—	—	—	0	0	0	48
49 Ulcer of stomach and duodenum (540, 541)	3	2	1	8.5	7.5	11.5	—	—	—	0	0	0	49
50 Appendicitis (550-553)	1	1	—	2.8	3.7	0	—	—	—	0	0	0	50
51 Intestinal obstruction and hernia (560, 561, 570)	2	1	1	5.6	3.7	11.5	—	—	—	0	0	0	51
52 Gastritis, duodenitis, enteritis and colitis (except diarrhea of the newborn) (543, 571, 572)	2	2	—	5.6	7.5	0	—	—	—	0	0	0	52
53 Cirrhosis of liver (581)	7	5	2	19.8	18.7	23.0	—	—	—	0	0	0	53
54 Nephritis and nephrosis (590-594)	2	2	—	5.6	7.5	0	1	—	1	13.2	0	20.4	54
55 Hyperplasia of prostate (610)	—	—	—	0	0	0	—	—	—	0	0	0	55
56 Complications of pregnancy, childbirth and the puerperium (640-652, 670-689)	—	—	—	0	0	0	—	—	—	0	0	0	56
57 Congenital malformations (750-759)	5	5	—	14.1	18.7	0	1	—	1	13.2	0	20.4	57
58 Birth injuries, postnatal asphyxia and atelectasis (760-762)	4	4	—	11.3	15.0	0	1	—	1	13.2	0	20.4	58
59 Infection of the newborn (763-768)	1	—	—	0	0	0	—	—	—	0	0	0	59
60 Other diseases peculiar to early infancy, and immaturity unqualified (769-776)	1	—	1	2.8	0	11.5	—	—	—	0	0	0	60
61 Senility, without mention of psychosis (794)	—	—	—	0	0	0	—	—	—	0	0	0	61
62 Ill-defined and unknown causes (780-793, 795)	1	—	1	2.8	0	11.5	4	—	4	52.6	0	81.6	62
63 Motor vehicle accidents (E810-E835)	14	11	3	39.5	41.2	34.5	4	4	—	52.6	148.1	0	63
64 All other accidents (E800-E802, E840-E962)	21	20	1	59.3	74.9	11.5	7	3	4	92.1	111.1	81.6	64
65 Suicide (E963, E970-E979)	2	2	—	5.6	7.5	0	3	2	1	39.5	74.1	20.4	65
66 Homicide (E964, E980-E985)	5	3	2	14.1	11.2	23.0	1	—	1	13.2	0	20.4	66
67 All other diseases (residual)	34	23	11	96.0	86.1	126.4	4	3	1	52.6	111.1	20.4	67

TABLE XIII VITAL STATISTICS, BY COUNTY, BY RACE, GEORGIA, 1966

ITEM	WASHINGTON						WAYNE					
	Number			Rate or Ratio *			Number			Rate or Ratio *		
	Total	White	Non-White	Total	White	Non-White	Total	White	Non-White	Total	White	Non-White
1 Estimated population as of July 1	19,500	8,100	11,400				19,200	15,100	4,100			
LIVE BIRTHS												
2 Total	379	114	265	19.4	14.1	23.2	357	257	100	18.6	17.0	24.4
3 Delivered in hospital	297	113	184	78.4	99.1	69.4	354	257	97	99.2	100.0	97.0
4 Delivered in home by physician	8	1	7	2.1	0.9	2.6	3	-	3	0.8	0	3.0
5 Delivered in home by midwife	74	-	74	19.5	0	27.9	-	-	-	0	0	0
6 Other deliveries	-	-	-	0	0	0	-	-	-	0	0	0
7 Immature births	36	6	30	95.0	52.6	113.2	28	16	12	78.4	62.3	120.0
8 Live births to unwed mothers	91	2	89	240.1	17.5	335.8	31	9	22	86.8	35.0	220.0
FETAL DEATHS												
9 Total	13	-	13	34.3	0	49.1	12	12	-	33.6	46.7	0
10 Under 20 weeks gestation	6	-	6	15.8	0	22.6	5	5	-	14.0	19.5	0
11 20-27 weeks gestation	2	-	2	5.3	0	7.5	-	-	-	0	0	0
12 28 weeks and more	5	-	5	13.2	0	18.9	5	5	-	14.0	19.5	0
13 Unknown length of gestation	-	-	-	0	0	0	2	2	-	5.6	7.8	0
DEATHS												
14 Total, all ages	231	102	129	184.6	125.9	131.6	159	115	44	82.8	761.6	1073.2
15 Under 1 year	15	2	13	39.6	17.5	49.1	10	5	5	28.0	19.5	50.0
16 Under 28 days	3	1	2	7.9	8.8	7.5	5	3	2	14.0	11.7	20.0
17 Deaths from immaturity	-	-	-	0	0	0	3	2	1	8.4	7.8	10.0
18 1-4 years **	7	1	6	-	-	-	1	-	1	-	-	-
19 Maternal deaths	1	-	1	26.4	0	37.7	-	-	-	0	0	0
CAUSE OF DEATH												
20 Tuberculosis, all forms (001-019)	-	-	-	0	0	0	-	-	-	0	0	0
21 Syphilis and its sequelae (020-029)	1	-	1	5.1	0	8.8	-	-	-	0	0	0
22 Typhoid fever (040)	-	-	-	0	0	0	-	-	-	0	0	0
23 Dysentery, all forms (045-048)	-	-	-	0	0	0	-	-	-	0	0	0
24 Scarlet fever (050)	-	-	-	0	0	0	-	-	-	0	0	0
25 Streptococcal sore throat (051)	-	-	-	0	0	0	-	-	-	0	0	0
26 Diphtheria (055)	-	-	-	0	0	0	-	-	-	0	0	0
27 Whooping cough (056)	-	-	-	0	0	0	-	-	-	0	0	0
28 Meningococcal infections (057)	-	-	-	0	0	0	-	-	-	0	0	0
29 Acute poliomyelitis (080)	-	-	-	0	0	0	-	-	-	0	0	0
30 Acute infectious encephalitis (082)	-	-	-	0	0	0	-	-	-	0	0	0
31 Smallpox (084)	-	-	-	0	0	0	-	-	-	0	0	0
32 Measles (085)	-	-	-	0	0	0	-	-	-	0	0	0
33 Typhus and other rickettsial diseases (100-103, 105-108)	-	-	-	0	0	0	-	-	-	0	0	0
34 Rocky Mountain spotted fever (104)	-	-	-	0	0	0	-	-	-	0	0	0
35 Malaria (110-117)	-	-	-	0	0	0	-	-	-	0	0	0
36 All other diseases classified as infective and parasitic (030-039, 041-044, 049, 052-054, 059-074, 081, 083, 086-096, 120-138)	4	-	4	20.5	0	35.1	3	-	3	15.6	0	73.2
37 Malignant neoplasms, including neoplasms of lymphatic and haematopoietic tissues (140-205)	27	8	19	138.5	98.8	166.7	17	14	3	88.5	92.7	73.2
38 Benign and unspecified neoplasms (210-239)	-	-	-	0	0	0	2	-	2	10.4	0	48.8
39 Diabetes mellitus (260)	5	1	4	25.6	12.3	35.1	4	3	1	20.8	19.9	24.4
40 Pellagra (281)	-	-	-	0	0	0	-	-	-	0	0	0
41 Anemias (290-293)	-	-	-	0	0	0	-	-	-	0	0	0
42 Vascular lesions affecting central nervous system (330-334)	34	12	22	174.4	148.1	193.0	23	13	10	119.8	86.1	243.9
43 Nonmeningococcal meningitis (340)	1	-	1	5.1	0	8.8	1	1	-	5.2	6.6	0
44 Rheumatic fever (400-402)	-	-	-	0	0	0	-	-	-	0	0	0
45 Heart diseases (410-443)	79	49	30	405.1	604.9	263.2	68	56	12	354.2	370.9	292.7
46 Hypertension without mention of heart (444-447)	3	2	1	15.4	24.7	8.8	2	1	1	10.4	6.6	24.4
47 Influenza and pneumonia (480-483, 490-493)	8	2	6	41.0	24.7	52.6	-	-	-	0	0	0
48 Bronchitis (500-502)	1	-	1	5.1	0	8.8	-	-	-	0	0	0
49 Ulcer of stomach and duodenum (540, 541)	2	-	2	10.3	0	17.5	1	1	-	5.2	6.6	0
50 Appendicitis (550-553)	-	-	-	0	0	0	-	-	-	0	0	0
51 Intestinal obstruction and hernia (560, 561, 570)	2	1	1	10.3	12.3	8.8	-	-	-	0	0	0
52 Gastritis, duodenitis, enteritis and colitis (except diarrhea of the newborn) (543, 571, 572)	7	3	4	35.9	37.0	35.1	-	-	-	0	0	0
53 Cirrhosis of liver (581)	-	-	-	0	0	0	1	-	1	5.2	0	24.4
54 Nephritis and nephrosis (590-594)	1	1	-	5.1	12.3	0	-	-	-	0	0	0
55 Hyperplasia of prostate (610)	-	-	-	0	0	0	1	-	1	5.2	0	24.4
56 Complications of pregnancy, childbirth and the puerperium (640-652, 670-689)	1	-	1	5.1	0	8.8	-	-	-	0	0	0
57 Congenital malformations (750-759)	3	1	2	15.4	12.3	17.5	-	-	-	0	0	0
58 Birth injuries, postnatal asphyxia and atelectasis (760-762)	-	-	-	0	0	0	2	1	1	10.4	6.6	24.4
59 Infection of the newborn (763-768)	2	-	2	10.3	0	17.5	-	-	-	0	0	0
60 Other diseases peculiar to early infancy, and immaturity unqualified (769-776)	1	1	-	5.1	12.3	0	3	2	1	15.6	13.2	24.4
61 Senility, without mention of psychosis (794)	1	-	-	5.1	12.3	0	-	-	-	0	0	0
62 Ill-defined and unknown causes (780-793, 795)	2	-	2	10.3	0	17.5	-	-	-	0	0	0
63 Motor vehicle accidents (E810-E835)	7	2	5	35.9	24.7	43.9	6	5	1	31.3	33.1	24.4
64 All other accidents (E800-E802, E840-E962)	7	1	6	35.9	12.3	52.6	5	1	4	26.0	6.6	97.6
65 Suicide (E963, E970-E979)	2	-	2	10.3	24.7	0	3	3	-	15.6	19.9	0
66 Homicide (E964, E980-E985)	2	-	2	10.3	0	17.5	1	1	-	5.2	6.6	0
67 All other diseases (residual)	28	15	13	143.6	185.2	114.0	12	11	1	62.5	72.8	24.4

TABLE XIII VITAL STATISTICS, BY COUNTY, BY RACE, GEORGIA, 1966

ITEM	WEBSTER						WHEELER						
	Number			Rate or Ratio *			Number			Rate or Ratio *			
	Total	White	Non-White	Total	White	Non-White	Total	White	Non-White	Total	White	Non-White	
1 Estimated population as of July 1	3,300	1,100	2,200				5,400	3,600	1,800				1
LIVE BIRTHS													
2 Total	55	12	43	16.7	10.9	19.5	82	45	37	15.2	12.5	20.6	2
3 Delivered in hospital	18	12	6	32.7	100.0	14.0	62	45	17	75.6	100.0	45.9	3
4 Delivered in home by physician	18	—	18	32.7	0	41.9	—	—	—	0	0	0	4
5 Delivered in home by midwife	19	—	19	34.5	0	44.2	20	—	20	24.4	0	54.1	5
6 Other deliveries	—	—	—	0	0	0	—	—	—	0	0	0	6
7 Immature births	5	1	4	90.9	83.3	93.0	4	2	2	48.8	44.4	54.1	7
8 Live births to unwed mothers	5	—	5	90.9	0	116.3	5	1	4	61.0	22.2	108.1	8
FETAL DEATHS													
9 Total	1	1	—	18.2	83.3	0	—	—	—	0	0	0	9
10 Under 20 weeks gestation	1	1	—	18.2	83.3	0	—	—	—	0	0	0	10
11 20-27 weeks gestation	—	—	—	0	0	0	—	—	—	0	0	0	11
12 28 weeks and more	—	—	—	0	0	0	—	—	—	0	0	0	12
13 Unknown length of gestation	—	—	—	0	0	0	—	—	—	0	0	0	13
DEATHS													
14 Total, all ages	40	19	21	121.1	172.3	95.5	61	47	14	129.6	1305.6	777.8	14
15 Under 1 year	5	1	4	90.9	83.3	93.0	1	—	1	12.2	0	27.0	15
16 Under 28 days	—	—	—	0	0	0	—	—	—	0	0	0	16
17 Deaths from immaturity	—	—	—	0	0	0	—	—	—	0	0	0	17
18 1-4 years **	2	—	2	—	—	—	1	1	—	—	—	—	18
19 Maternal deaths	—	—	—	0	0	0	—	—	—	0	0	0	19
CAUSE OF DEATH													
20 Tuberculosis, all forms (001-019)	—	—	—	0	0	0	—	—	—	0	0	0	20
21 Syphilis and its sequelae (020-029)	—	—	—	0	0	0	—	—	—	0	0	0	21
22 Typhoid fever (040)	—	—	—	0	0	0	—	—	—	0	0	0	22
23 Dysentery, all forms (045-048)	1	1	—	30.3	90.9	0	—	—	—	0	0	0	23
24 Scarlet fever (050)	—	—	—	0	0	0	—	—	—	0	0	0	24
25 Streptococcal sore throat (051)	—	—	—	0	0	0	—	—	—	0	0	0	25
26 Diphtheria (055)	—	—	—	0	0	0	—	—	—	0	0	0	26
27 Whooping cough (056)	—	—	—	0	0	0	—	—	—	0	0	0	27
28 Meningococcal infections (057)	—	—	—	0	0	0	—	—	—	0	0	0	28
29 Acute poliomyelitis (080)	—	—	—	0	0	0	—	—	—	0	0	0	29
30 Acute infectious encephalitis (082)	—	—	—	0	0	0	—	—	—	0	0	0	30
31 Smallpox (084)	—	—	—	0	0	0	—	—	—	0	0	0	31
32 Measles (085)	—	—	—	0	0	0	—	—	—	0	0	0	32
33 Typhus and other rickettsial diseases (100-103, 105-108)	—	—	—	0	0	0	—	—	—	0	0	0	33
34 Rocky Mountain spotted fever (104)	—	—	—	0	0	0	—	—	—	0	0	0	34
35 Malaria (110-117)	—	—	—	0	0	0	—	—	—	0	0	0	35
36 All other diseases classified as infective and parasitic (030-039, 041-044, 049, 052-054, 059-074, 081, 083, 086-096, 120-138)	—	—	—	0	0	0	—	—	—	0	0	0	36
37 Malignant neoplasms, including neoplasms of lymphatic and haematopoietic tissues (140-205)	2	—	2	60.6	0	90.9	5	5	—	92.6	138.9	0	37
38 Benign and unspecified neoplasms (210-239)	—	—	—	0	0	0	—	—	—	0	0	0	38
39 Diabetes mellitus (260)	—	—	—	0	0	0	1	1	—	18.5	27.8	0	39
40 Pellagra (281)	—	—	—	0	0	0	—	—	—	0	0	0	40
41 Anomias (290-293)	—	—	—	0	0	0	—	—	—	0	0	0	41
42 Vascular lesions affecting central nervous system (330-334)	3	1	2	90.9	90.9	90.9	15	8	7	277.8	222.2	388.9	42
43 Nonmeningococcal meningitis (340)	—	—	—	0	0	0	—	—	—	0	0	0	43
44 Rheumatic fever (400-402)	—	—	—	0	0	0	—	—	—	0	0	0	44
45 Heart diseases (410-443)	12	8	4	363.6	727.3	181.8	17	17	—	314.8	472.2	0	45
46 Hypertension without mention of heart (444-447)	1	—	1	30.3	0	45.5	—	—	—	0	0	0	46
47 Influenza and pneumonia (480-483, 490-493)	5	2	3	151.5	181.8	136.4	—	—	—	0	0	0	47
48 Bronchitis (500-502)	2	2	—	60.6	181.8	0	—	—	—	0	0	0	48
49 Ulcer of stomach and duodenum (540, 541)	1	1	—	30.3	90.9	0	—	—	—	0	0	0	49
50 Appendicitis (550-553)	—	—	—	0	0	0	—	—	—	0	0	0	50
51 Intestinal obstruction and hernia (560, 561, 570)	—	—	—	0	0	0	—	—	—	0	0	0	51
52 Gastritis, duodenitis, enteritis and colitis (except diarrhea of the newborn) (543, 571, 572)	1	1	—	30.3	90.9	0	—	—	—	0	0	0	52
53 Cirrhosis of liver (581)	—	—	—	0	0	0	—	—	—	0	0	0	53
54 Nephritis and nephrosis (590-594)	—	—	—	0	0	0	—	—	—	0	0	0	54
55 Hypoplasia of prostate (610)	—	—	—	0	0	0	1	1	—	18.5	27.8	0	55
56 Complications of pregnancy, childbirth and the puerperium (640-652, 670-689)	—	—	—	0	0	0	—	—	—	0	0	0	56
57 Congenital malformations (750-759)	—	—	—	0	0	0	—	—	—	0	0	0	57
58 Birth injuries, postnatal asphyxia and atelectasis (760-762)	—	—	—	0	0	0	—	—	—	0	0	0	58
59 Infection of the newborn (763-768)	—	—	—	0	0	0	—	—	—	0	0	0	59
60 Other diseases peculiar to early infancy, and immaturity unqualified (769-776)	—	—	—	0	0	0	—	—	—	0	0	0	60
61 Senility, without mention of psychosis (794)	—	—	—	0	0	0	—	—	—	0	0	0	61
62 Ill-defined and unknown causes (780-793, 795)	2	—	2	60.6	0	90.9	7	3	4	129.6	83.3	222.2	62
63 Motor vehicle accidents (E810-E835)	1	—	1	30.3	0	45.5	3	2	1	55.6	55.6	55.6	63
64 All other accidents (E800-E802, E840-E962)	5	1	4	151.5	90.9	181.8	3	3	—	55.6	83.3	0	64
65 Suicide (E963, E970-E979)	1	—	1	30.3	90.9	0	2	2	—	37.0	55.6	0	65
66 Homicide (E964, E980-E985)	2	—	2	60.6	0	90.9	—	—	—	0	0	0	66
67 All other diseases (residual)	1	1	—	30.3	90.9	0	5	4	1	92.6	111.1	55.6	67

TABLE XIII VITAL STATISTICS, BY COUNTY, BY RACE, GEORGIA, 1966

ITEM	WHITE						WHITEFIELD					
	Number			Rate or Ratio *			Number			Rate or Ratio *		
	Total	White	Non-White	Total	White	Non-White	Total	White	Non-White	Total	White	Non-White
1 Estimated population as of July 1	7,300	7,000	300				52,200	49,700	2,500			
LIVE BIRTHS												
2 Total	131	124	7	17.9	17.7	23.3	1,120	1,068	52	21.5	21.5	20.8
3 Delivered in hospital	131	124	7	100.0%	100.0%	100.0%	1,108	1,058	50	98.9%	99.1%	96.2%
4 Delivered in home by physician	-	-	-	0%	0%	0%	7	5	2	0.6%	0.5%	3.8%
5 Delivered in home by midwife	-	-	-	0%	0%	0%	-	-	-	0%	0%	0%
6 Other deliveries	-	-	-	0%	0%	0%	5	5	-	0.4%	0.5%	0%
7 Immature births	14	13	1	106.9	104.8	142.9	106	97	9	94.6	90.8	173.1
8 Live births to unwed mothers	5	5	-	38.2	40.3	0	29	19	10	25.9	17.8	192.3
FETAL DEATHS												
9 Total	2	2	-	15.3	16.1	0	19	17	2	17.0	15.9	38.5
10 Under 20 weeks gestation	2	2	-	15.3	16.1	0	4	3	1	3.6	2.8	19.2
11 20-27 weeks gestation	-	-	-	0	0	0	4	4	-	3.6	3.7	0
12 28 weeks and more	-	-	-	0	0	0	6	5	1	5.4	4.7	19.2
13 Unknown length of gestation	-	-	-	0	0	0	5	5	-	4.5	4.7	0
DEATHS												
14 Total, all ages	64	61	3	876.7	871.4	1000.0	363	339	24	695.4	682.1	960.0
15 Under 1 year	3	3	-	22.9	24.2	0	34	29	5	30.4	27.2	96.2
16 Under 28 days	-	-	-	0	0	0	28	25	3	25.0	23.4	57.7
17 Deaths from immaturity	-	-	-	0	0	0	12	10	2	10.7	9.4	38.5
18 1-4 years **	3	3	-	-	-	-	6	5	1	-	-	-
19 Maternal deaths	1	1	-	76.3	80.6	0	-	-	-	0	0	0
CAUSE OF DEATH												
20 Tuberculosis, all forms (001-019)	-	-	-	0	0	0	4	4	-	7.7	8.0	0
21 Syphilis and its sequelae (020-029)	-	-	-	0	0	0	1	1	-	1.9	2.0	0
22 Typhoid fever (040)	-	-	-	0	0	0	-	-	-	0	0	0
23 Dysentery, all forms (045-048)	-	-	-	0	0	0	-	-	-	0	0	0
24 Scarlet fever (050)	-	-	-	0	0	0	-	-	-	0	0	0
25 Streptococcal sore throat (051)	-	-	-	0	0	0	-	-	-	0	0	0
26 Diphtheria (055)	-	-	-	0	0	0	-	-	-	0	0	0
27 Whooping cough (056)	-	-	-	0	0	0	-	-	-	0	0	0
28 Meningococcal infections (057)	-	-	-	0	0	0	-	-	-	0	0	0
29 Acute poliomyelitis (080)	-	-	-	0	0	0	-	-	-	0	0	0
30 Acute infectious encephalitis (082)	-	-	-	0	0	0	-	-	-	0	0	0
31 Smallpox (084)	-	-	-	0	0	0	-	-	-	0	0	0
32 Measles (085)	-	-	-	0	0	0	-	-	-	0	0	0
33 Typhus and other rickettsial diseases (100-103, 105-108)	-	-	-	0	0	0	-	-	-	0	0	0
34 Rocky Mountain spotted fever (104)	-	-	-	0	0	0	-	-	-	0	0	0
35 Malaria (110-117)	-	-	-	0	0	0	-	-	-	0	0	0
36 All other diseases classified as infective and parasitic (030-039, 041-044, 049, 052-054, 059-074, 081, 083, 086-096, 120-138)	-	-	-	0	0	0	4	3	1	7.7	6.0	40.0
37 Malignant neoplasms, including neoplasms of lymphatic and haematopoietic tissues (140-205)	8	8	-	109.6	114.3	0	54	52	2	103.4	104.6	80.0
38 Benign and unspecified neoplasms (210-239)	-	-	-	0	0	0	-	-	-	0	0	0
39 Diabetes mellitus (260)	1	1	-	13.7	14.3	0	4	4	-	7.7	8.0	0
40 Pellagra (281)	-	-	-	0	0	0	-	-	-	0	0	0
41 Anemias (290-293)	-	-	-	0	0	0	1	-	1	1.9	0	40.0
42 Vascular lesions affecting central nervous system (330-334)	8	7	1	109.6	100.0	333.3	46	44	2	88.1	88.5	80.0
43 Nonmeningococcal meningitis (340)	-	-	-	0	0	0	1	-	1	1.9	0	40.0
44 Rheumatic fever (400-402)	-	-	-	0	0	0	-	-	-	0	0	0
45 Heart diseases (410-443)	22	21	1	301.4	300.0	333.3	121	118	3	231.8	237.4	120.0
46 Hypertension without mention of heart (444-447)	-	-	-	0	0	0	1	1	-	1.9	2.0	0
47 Influenza and pneumonia (480-483, 490-493)	4	4	-	54.8	57.1	0	-	-	-	0	0	0
48 Bronchitis (500-502)	-	-	-	0	0	0	-	-	-	0	0	0
49 Ulcer of stomach and duodenum (540, 541)	-	-	-	0	0	0	1	1	-	1.9	2.0	0
50 Appendicitis (550-553)	-	-	-	0	0	0	-	-	-	0	0	0
51 Intestinal obstruction and hernia (560, 561, 570)	-	-	-	0	0	0	2	2	-	3.8	4.0	0
52 Gastritis, duodenitis, enteritis and colitis (except diarrhea of the newborn) (543, 571, 572)	-	-	-	0	0	0	3	3	-	5.7	6.0	0
53 Cirrhosis of liver (581)	-	-	-	0	0	0	8	6	2	15.3	12.1	80.0
54 Nephritis and nephrosis (590-594)	2	1	1	27.4	14.3	333.3	1	1	-	1.9	2.0	0
55 Hyperplasia of prostate (610)	-	-	-	0	0	0	1	1	-	1.9	2.0	0
56 Complications of pregnancy, childbirth and the puerperium (640-652, 670-689)	1	1	-	13.7	14.3	0	-	-	-	0	0	0
57 Congenital malformations (750-759)	1	1	-	13.7	14.3	0	6	6	-	11.5	12.1	0
58 Birth injuries, postnatal asphyxia and atelectasis (760-762)	-	-	-	0	0	0	3	3	-	5.7	6.0	0
59 Infection of the newborn (763-768)	-	-	-	0	0	0	2	1	1	3.8	2.0	40.0
60 Other diseases peculiar to early infancy, and immaturity unqualified (769-776)	-	-	-	0	0	0	18	16	2	34.5	32.2	80.0
61 Senility, without mention of psychosis (794)	1	1	-	13.7	14.3	0	-	-	-	0	0	0
62 Ill-defined and unknown causes (780-793, 795)	-	-	-	0	0	0	8	7	1	15.3	14.1	40.0
63 Motor vehicle accidents (E810-E835)	8	8	-	109.6	114.3	0	11	11	-	21.1	22.1	0
64 All other accidents (E800-E802, E840-E962)	4	4	-	54.8	57.1	0	15	13	2	28.7	26.2	80.0
65 Suicide (E963, E970-E979)	1	1	-	13.7	14.3	0	2	2	-	3.8	4.0	0
66 Homicide (E964, E980-E985)	-	-	-	0	0	0	6	5	1	11.5	10.1	40.0
67 All other diseases (residual)	3	3	-	41.1	42.9	0	27	24	3	51.7	48.3	120.0

TABLE XIII VITAL STATISTICS, BY COUNTY, BY RACE, GEORGIA, 1966

ITEM	WILCOX						WILKES					
	Number			Rate or Ratio *			Number			Rate or Ratio *		
	Total	White	Non-White	Total	White	Non-White	Total	White	Non-White	Total	White	Non-White
1 Estimated population as of July 1	8,000	5,300	2,700				11,100	5,400	5,700			
LIVE BIRTHS												
2 Total	93	56	37	11.6	10.6	13.7	186	54	132	16.8	10.0	23.2
3 Delivered in hospital	73	53	20	78.5%	94.6%	54.1%	173	52	121	93.0%	96.3%	91.7%
4 Delivered in home by physician	15	2	13	16.1%	3.6%	35.1%	13	2	11	7.0%	3.7%	8.3%
5 Delivered in home by midwife	5	1	4	5.4%	1.8%	10.8%	-	-	-	0%	0%	0%
6 Other deliveries	-	-	-	0%	0%	0%	-	-	-	0%	0%	0%
7 Immature births	6	5	1	64.5	89.3	27.0	14	2	12	75.3	37.0	90.9
8 Live births to unwed mothers	12	2	10	129.0	35.7	270.3	45	-	45	241.9	0	340.9
FETAL DEATHS												
9 Total	4	4	-	43.0	71.4	0	4	1	3	21.5	18.5	22.7
10 Under 20 weeks gestation	1	1	-	10.8	17.9	0	-	-	-	0	0	0
11 20-27 weeks gestation	-	-	-	0	0	0	-	-	-	0	0	0
12 28 weeks and more	1	1	-	10.8	17.9	0	4	1	3	21.5	18.5	22.7
13 Unknown length of gestation	2	2	-	21.5	35.7	0	-	-	-	0	0	0
DEATHS												
14 Total, all ages	80	47	33	1000.0	886.8	1222.2	140	65	75	1261.3	1203.7	1315.8
15 Under 1 year	5	1	4	53.8	17.9	108.1	4	-	4	21.5	0	30.3
16 Under 28 days	1	1	-	10.8	17.9	0	2	-	2	10.8	0	15.2
17 Deaths from immaturity	-	-	-	0	0	0	-	-	-	0	0	0
18 1-4 years **	-	-	-	0	0	0	1	-	1	0	0	0
19 Maternal deaths	-	-	-	0	0	0	-	-	-	0	0	0
CAUSE OF DEATH												
20 Tuberculosis, all forms (001-019)	-	-	-	0	0	0	-	-	-	0	0	0
21 Syphilis and its sequelae (020-029)	-	-	-	0	0	0	1	-	1	9.0	0	17.5
22 Typhoid fever (040)	-	-	-	0	0	0	-	-	-	0	0	0
23 Dysentery, all forms (045-048)	-	-	-	0	0	0	-	-	-	0	0	0
24 Scarlet fever (050)	-	-	-	0	0	0	-	-	-	0	0	0
25 Streptococcal sore throat (051)	-	-	-	0	0	0	-	-	-	0	0	0
26 Diphtheria (055)	-	-	-	0	0	0	-	-	-	0	0	0
27 Whooping cough (056)	-	-	-	0	0	0	-	-	-	0	0	0
28 Meningococcal infections (057)	-	-	-	0	0	0	-	-	-	0	0	0
29 Acute poliomyelitis (080)	-	-	-	0	0	0	-	-	-	0	0	0
30 Acute infectious encephalitis (082)	-	-	-	0	0	0	-	-	-	0	0	0
31 Smallpox (084)	-	-	-	0	0	0	-	-	-	0	0	0
32 Measles (085)	-	-	-	0	0	0	-	-	-	0	0	0
33 Typhus and other rickettsial diseases (100-103, 105-108)	-	-	-	0	0	0	-	-	-	0	0	0
34 Rocky Mountain spotted fever (104)	-	-	-	0	0	0	-	-	-	0	0	0
35 Malaria (110-117)	-	-	-	0	0	0	-	-	-	0	0	0
36 All other diseases classified as infective and parasitic (030-039, 041-044, 049, 052-054, 059-074, 081, 083, 086-096, 120-138)	-	-	-	0	0	0	1	-	1	9.0	0	17.5
37 Malignant neoplasms, including neoplasms of lymphatic and haematopoietic tissues (140-205)	5	4	1	62.5	75.5	37.0	16	7	9	144.1	129.6	157.9
38 Benign and unspecified neoplasms (210-239)	-	-	-	0	0	0	1	1	-	9.0	18.5	0
39 Diabetes mellitus (260)	-	-	-	0	0	0	2	-	2	18.0	0	35.1
40 Pellagra (281)	-	-	-	0	0	0	-	-	-	0	0	0
41 Anemias (290-293)	1	-	1	12.5	0	37.0	-	-	-	0	0	0
42 Vascular lesions affecting central nervous system (330-334)	10	5	5	125.0	94.3	185.2	23	11	12	207.2	203.7	210.5
43 Nonmeningococcal meningitis (340)	1	-	1	12.5	0	37.0	-	-	-	0	0	0
44 Rheumatic fever (400-402)	-	-	-	0	0	0	-	-	-	0	0	0
45 Heart diseases (410-443)	31	18	13	387.5	339.6	481.5	42	23	19	378.4	425.9	333.3
46 Hypertension without mention of heart (444-447)	-	-	-	0	0	0	-	-	-	0	0	0
47 Influenza and pneumonia (480-483, 490-493)	6	3	3	75.0	56.6	111.1	-	-	-	0	0	0
48 Bronchitis (500-502)	-	-	-	0	0	0	1	1	1	9.0	18.5	0
49 Ulcer of stomach and duodenum (540, 541)	-	-	-	0	0	0	2	1	1	18.0	18.5	17.5
50 Appendicitis (550-553)	1	-	1	12.5	0	37.0	1	-	1	9.0	0	17.5
51 Intestinal obstruction and hernia (560, 561, 570)	-	-	-	0	0	0	1	-	1	9.0	0	17.5
52 Gastritis, duodenitis, enteritis and colitis (except diarrhea of the newborn) (543, 571, 572)	1	1	-	12.5	18.9	0	1	-	1	9.0	0	17.5
53 Cirrhosis of liver (581)	2	2	-	25.0	37.7	0	1	1	-	9.0	18.5	0
54 Nephritis and nephrosis (590-594)	-	-	-	0	0	0	-	-	-	0	0	0
55 Hyperplasia of prostate (610)	-	-	-	0	0	0	-	-	-	0	0	0
56 Complications of pregnancy, childbirth and the puerperium (640-652, 670-689)	-	-	-	0	0	0	-	-	-	0	0	0
57 Congenital malformations (750-759)	1	-	1	12.5	0	37.0	1	-	1	9.0	0	17.5
58 Birth injuries, postnatal asphyxia and atelectasis (760-762)	-	-	-	0	0	0	-	-	-	0	0	0
59 Infection of the newborn (763-768)	-	-	-	0	0	0	1	-	1	9.0	0	17.5
60 Other diseases peculiar to early infancy, and immaturity unqualified (769-774)	1	1	-	12.5	18.9	0	-	-	-	0	0	0
61 Senility, without mention of psychosis (794)	2	-	2	25.0	0	74.1	-	-	-	0	0	0
62 Ill-defined and unknown causes (780-793, 795)	1	1	-	12.5	18.9	0	1	-	1	9.0	0	17.5
63 Motor vehicle accidents (E810-E835)	2	2	-	25.0	37.7	0	3	-	3	27.0	0	52.6
64 All other accidents (E800-E802, E840-E922)	3	2	1	37.5	37.7	37.0	6	3	3	54.1	55.6	52.6
65 Suicide (E963, E970-E979)	2	2	-	25.0	37.7	0	1	1	-	9.0	18.5	0
66 Homicide (E964, E980-E985)	1	1	-	12.5	18.9	0	1	-	1	9.0	0	17.5
67 All other diseases (residual)	9	5	4	112.5	94.3	148.1	27	12	15	243.2	222.2	263.2

TABLE XIII VITAL STATISTICS, BY COUNTY, BY RACE, GEORGIA, 1966

ITEM	WILKINSON						WORTH					
	Number			Rate or Ratio *			Number			Rate or Ratio *		
	Total	White	Non-White	Total	White	Non-White	Total	White	Non-White	Total	White	Non-White
1 Estimated population as of July 1	9,600	4,900	4,700				17,500	8,900	8,600			
LIVE BIRTHS												
2 Total	223	81	142	23.2	16.5	30.2	337	127	210	19.3	14.3	24.4
3 Delivered in hospital	189	78	111	84.8%	96.3%	78.2%	237	126	111	70.3%	99.2%	52.9%
4 Delivered in home by physician	7	3	4	3.1%	3.7%	2.8%	2	-	2	0.6%	0%	1.0%
5 Delivered in home by midwife	27	-	27	12.1%	0%	19.0%	98	1	97	29.1%	0.8%	46.2%
6 Other deliveries	-	-	-	0%	0%	0%	-	-	-	0%	0%	0%
7 Immature births	20	8	12	89.7	98.8	84.5	27	8	19	80.1	63.0	90.5
8 Live births to unwed mothers	32	-	32	143.5	0	225.4	64	2	62	189.9	15.7	295.2
FETAL DEATHS												
9 Total	2	1	1	9.0	12.3	7.0	8	1	7	23.7	7.9	33.3
10 Under 20 weeks gestation	1	-	1	4.5	0	7.0	1	-	1	3.0	0	4.8
11 20-27 weeks gestation	-	-	-	0	0	0	3	-	3	8.9	0	14.3
12 28 weeks and more	1	1	-	4.5	12.3	0	4	1	3	11.9	7.9	14.3
13 Unknown length of gestation	-	-	-	0	0	0	-	-	-	0	0	0
DEATHS												
14 Total, all ages	109	55	54	1135.4	1122.4	1148.9	159	84	75	908.6	943.8	872.1
15 Under 1 year	9	2	7	40.4	24.7	49.3	11	1	10	32.6	7.9	47.6
16 Under 28 days	4	2	2	17.9	24.7	14.1	5	1	4	14.8	7.9	19.0
17 Deaths from immaturity	1	-	1	4.5	0	7.0	2	-	2	5.9	0	9.5
18 1-4 years * **	1	-	1	-	-	-	2	-	2	-	-	-
19 Maternal deaths	-	-	-	0	0	0	-	-	-	0	0	0
CAUSE OF DEATH												
20 Tuberculosis, all forms (001-019)	-	-	-	0	0	0	-	-	-	0	0	0
21 Syphilis and its sequelae (020-029)	-	-	-	0	0	0	2	-	2	11.4	0	23.3
22 Typhoid fever (040)	-	-	-	0	0	0	-	-	-	0	0	0
23 Dysentery, all forms (045-048)	-	-	-	0	0	0	-	-	-	0	0	0
24 Scarlet fever (050)	-	-	-	0	0	0	-	-	-	0	0	0
25 Streptococcal sore throat (051)	-	-	-	0	0	0	-	-	-	0	0	0
26 Diphtheria (055)	-	-	-	0	0	0	-	-	-	0	0	0
27 Whooping cough (056)	-	-	-	0	0	0	-	-	-	0	0	0
28 Meningococcal infections (057)	-	-	-	0	0	0	-	-	-	0	0	0
29 Acute poliomyelitis (080)	-	-	-	0	0	0	-	-	-	0	0	0
30 Acute infectious encephalitis (082)	-	-	-	0	0	0	-	-	-	0	0	0
31 Smallpox (084)	-	-	-	0	0	0	-	-	-	0	0	0
32 Measles (085)	-	-	-	0	0	0	-	-	-	0	0	0
33 Typhus and other rickettsial diseases (100-103, 105-108)	-	-	-	0	0	0	-	-	-	0	0	0
34 Rocky Mountain spotted fever (104)	-	-	-	0	0	0	-	-	-	0	0	0
35 Malaria (110-117)	-	-	-	0	0	0	-	-	-	0	0	0
36 All other diseases classified as infective and parasitic (030-039, 041-044, 049, 052-054, 059-074, 081, 083, 086-096, 120-138)	1	1	-	10.4	20.4	0	2	-	2	11.4	0	23.3
37 Malignant neoplasms, including neoplasms of lymphatic and haematopoietic tissues (140-205)	14	7	7	145.8	142.9	148.9	16	11	5	91.4	123.6	58.1
38 Benign and unspecified neoplasms (210-239)	-	-	-	0	0	0	-	-	-	0	0	0
39 Diabetes mellitus (260)	2	2	-	20.8	40.8	0	4	1	3	22.9	11.2	34.9
40 Pellagra (281)	-	-	-	0	0	0	-	-	-	0	0	0
41 Anemias (290-293)	-	-	-	0	0	0	-	-	-	0	0	0
42 Vascular lesions affecting central nervous system (330-334)	19	8	11	197.9	163.3	234.0	26	13	13	148.6	146.1	151.2
43 Nonmeningococcal meningitis (340)	-	-	-	0	0	0	-	-	-	0	0	0
44 Rheumatic fever (400-402)	-	-	-	0	0	0	-	-	-	0	0	0
45 Heart diseases (410-443)	34	20	14	354.2	408.2	297.9	55	34	21	314.3	382.0	244.2
46 Hypertension without mention of heart (444-447)	1	1	-	10.4	20.4	0	2	-	2	11.4	0	23.3
47 Influenza and pneumonia (480-483, 490-493)	6	1	5	62.5	20.4	106.4	1	-	1	5.7	0	11.6
48 Bronchitis (500-502)	-	-	-	0	0	0	-	-	-	0	0	0
49 Ulcer of stomach and duodenum (540, 541)	-	-	-	0	0	0	-	-	-	0	0	0
50 Appendicitis (550-553)	1	-	1	10.4	0	21.3	-	-	-	0	0	0
51 Intestinal obstruction and hernia (560, 561, 570)	1	-	1	10.4	0	21.3	-	-	-	0	0	0
52 Gastritis, duodenitis, enteritis and colitis (except diarrhea of the newborn) (543, 571, 572)	2	-	2	20.8	0	42.6	-	-	-	0	0	0
53 Cirrhosis of liver (581)	1	1	-	10.4	20.4	0	-	-	-	0	0	0
54 Nephritis and nephrosis (590-594)	1	-	1	10.4	0	21.3	2	1	1	11.4	11.2	11.6
55 Hyperplasia of prostate (610)	-	-	-	0	0	0	-	-	-	0	0	0
56 Complications of pregnancy, childbirth and the puerperium (640-652, 670-689)	-	-	-	0	0	0	-	-	-	0	0	0
57 Congenital malformations (750-759)	-	-	-	0	0	0	1	1	-	5.7	11.2	0
58 Birth injuries, postnatal asphyxia and atelectasis (760-762)	1	1	-	10.4	20.4	0	-	-	-	0	0	0
59 Infection of the newborn (763-768)	1	-	1	10.4	0	21.3	1	-	1	5.7	0	11.6
60 Other diseases peculiar to early infancy, and immaturity unqualified (769-776)	2	1	1	20.8	20.4	21.3	4	-	4	22.9	0	46.5
61 Senility, without mention of psychosis (794)	-	-	-	0	0	0	2	-	2	11.4	0	23.3
62 Ill-defined and unknown causes (780-793, 795)	1	1	-	10.4	20.4	0	2	1	1	11.4	11.2	11.6
63 Motor vehicle accidents (E810-E835)	4	3	1	41.7	61.2	21.3	10	8	2	57.1	89.9	23.3
64 All other accidents (E800-E802, E840-E942)	3	1	2	31.3	20.4	42.6	3	2	1	17.1	22.5	11.6
65 Suicide (E963, E970-E979)	-	-	-	0	0	0	4	4	-	22.9	44.9	0
66 Homicide (E964, E980-E985)	2	-	2	20.8	0	42.6	4	-	4	22.9	0	46.5
67 All other diseases (residual)	12	7	5	125.0	142.9	106.4	11	7	4	62.9	78.7	46.5

TABLE XIV-A VITAL STATISTICS, BY CITY, , BY RACE, GEORGIA, 1966
POPULATION 75,000 & OVER

ITEM	ATLANTA						AUGUSTA						
	Number			Rate or Ratio *			Number			Rate or Ratio *			
	Total	White	Non-White	Total	White	Non-White	Total	White	Non-White	Total	White	Non-White	
1 Estimated population as of July 1	504,700	270,000	234,700				83,200	46,400	36,800				1
LIVE BIRTHS													
2 Total	11,213	5,083	6,130	22.2	18.8	26.1	1,971	1,115	856	23.7	24.0	23.3	2
3 Delivered in hospital	11,112	5,072	6,040	99.1%	99.8%	98.5%	1,960	1,112	848	99.4%	99.7%	99.1%	3
4 Delivered in home by physician	94	9	85	0.8%	0.2%	1.4%	11	3	8	0.6%	0.3%	0.9%	4
5 Delivered in home by midwife	5	1	4	0.0%	0.0%	0.1%	-	-	-	0%	0%	0%	5
6 Other deliveries	2	1	1	0.0%	0.0%	0.0%	-	-	-	0%	0%	0%	6
7 Immature births	1,368	429	939	122.0	84.4	153.2	211	81	130	107.1	72.6	151.9	7
8 Live births to unwed mothers	2,059	260	1,799	183.6	51.2	293.5	236	37	199	119.7	33.2	232.5	8
FETAL DEATHS													
9 Total	248	127	121	22.1	25.0	19.7	95	50	45	48.2	44.8	52.6	9
10 Under 20 weeks gestation	60	51	9	5.4	10.0	1.5	48	26	22	24.4	23.3	25.7	10
11 20-27 weeks gestation	47	23	24	4.2	4.5	3.9	14	8	6	7.1	7.2	7.0	11
12 28 weeks and more	130	49	81	11.6	9.6	13.2	31	15	16	15.7	13.5	18.7	12
13 Unknown length of gestation	11	4	7	1.0	0.8	1.1	2	1	1	1.0	0.9	1.2	13
DEATHS													
14 Total, all ages	5,539	2,984	2,555	1097.5	1105.2	1088.6	999	553	446	1200.7	1191.8	1212.0	14
15 Under 1 year	361	98	263	32.2	19.3	42.9	58	34	24	29.4	30.5	28.0	15
16 Under 28 days	255	72	183	22.7	14.2	29.9	38	26	12	19.3	23.3	14.0	16
17 Deaths from immaturity	56	13	43	5.0	2.6	7.0	8	3	5	4.1	2.7	5.8	17
18 1-4 years **	42	10	32	7.1	2.0	11.4	7	5	2	7.2	2.0	11.7	18
19 Maternal deaths	8	1	7	7.1	2.0	11.4	1	-	1	5.1	0	11.7	19
CAUSE OF DEATH													
20 Tuberculosis, all forms (001-019)	29	9	20	5.7	3.3	8.5	4	1	3	4.8	2.2	8.2	20
21 Syphilis and its sequelae (020-029)	14	3	11	2.8	1.1	4.7	-	-	-	0	0	0	21
22 Typhoid fever (040)	-	-	-	0	0	0	-	-	-	0	0	0	22
23 Dysentery, all forms (045-048)	-	-	-	0	0	0	-	-	-	0	0	0	23
24 Scarlet fever (050)	-	-	-	0	0	0	-	-	-	0	0	0	24
25 Streptococcal sore throat (051)	-	-	-	0	0	0	-	-	-	0	0	0	25
26 Diphtheria (055)	-	-	-	0	0	0	-	-	-	0	0	0	26
27 Whooping cough (056)	-	-	-	0	0	0	-	-	-	0	0	0	27
28 Meningococcal infections (057)	8	1	7	1.6	0.4	3.0	1	1	1	1.2	0	2.7	28
29 Acute poliomyelitis (080)	-	-	-	0	0	0	-	-	-	0	0	0	29
30 Acute infectious encephalitis (082)	1	-	1	0.2	0	0.4	2	2	-	2.4	4.3	0	30
31 Smallpox (084)	-	-	-	0	0	0	-	-	-	0	0	0	31
32 Measles (085)	-	-	-	0	0	0	1	-	1	1.2	0	2.7	32
33 Typhus and other rickettsial diseases (100-103, 105-108)	-	-	-	0	0	0	-	-	-	0	0	0	33
34 Rocky Mountain spotted fever (104)	1	-	1	0.2	0	0.4	-	-	-	0	0	0	34
35 Malaria (110-117)	-	-	-	0	0	0	-	-	-	0	0	0	35
36 All other diseases classified as infective and parasitic (030-039, 041-044, 049, 052-054, 059-074, 081, 083, 086-096, 120-138)	39	14	25	7.7	5.2	10.7	5	1	4	6.0	2.2	10.9	36
37 Malignant neoplasms, including neoplasms of lymphatic and haematopoietic tissues (140-205)	836	496	340	165.6	183.7	144.9	154	100	54	185.1	215.5	146.7	37
38 Benign and unspecified neoplasms (210-239)	15	6	9	3.0	2.2	3.8	3	2	1	3.6	4.3	2.7	38
39 Diabetes mellitus (260)	95	38	57	18.8	14.1	24.3	11	4	7	13.2	8.6	19.0	39
40 Pellagra (281)	-	-	-	0	0	0	-	-	-	0	0	0	40
41 Anemias (290-293)	9	6	3	1.8	2.2	1.3	1	-	1	1.2	0	2.7	41
42 Vascular lesions affecting central nervous system (330-334)	689	365	324	136.5	135.2	138.0	125	57	68	150.2	122.8	184.8	42
43 Nonmeningococcal meningitis (340)	17	5	12	3.4	1.9	5.1	1	-	1	1.2	0	2.7	43
44 Rheumatic fever (400-402)	2	2	-	0.4	0.7	0	-	-	-	0	0	0	44
45 Heart diseases (410-443)	1,723	1,036	687	341.4	383.7	292.7	343	205	138	412.3	441.8	375.0	45
46 Hypertension without mention of heart (444-447)	31	11	20	6.1	4.1	8.5	5	1	4	6.0	2.2	10.9	46
47 Influenza and pneumonia (480-483, 490-493)	212	125	87	42.0	46.3	37.1	1	-	1	1.2	0	2.7	47
48 Bronchitis (500-502)	14	9	5	2.8	3.3	2.1	1	1	-	1.2	2.2	0	48
49 Ulcer of stomach and duodenum (540, 541)	31	21	10	6.1	7.8	4.3	7	4	3	8.4	8.6	8.2	49
50 Appendicitis (550-553)	2	1	1	0.4	0.4	0.4	-	-	-	0	0	0	50
51 Intestinal obstruction and hernia (560, 561, 570)	23	14	9	4.6	5.2	3.8	7	3	4	8.4	6.5	10.9	51
52 Gastritis, duodenitis, enteritis and colitis (except diarrhea of the newborn) (543, 571, 572)	18	9	9	3.6	3.3	3.8	4	2	2	4.8	4.3	5.4	52
53 Cirrhosis of liver (581)	83	52	31	16.4	19.3	13.2	8	5	3	9.6	10.8	8.2	53
54 Nephritis and nephrosis (590-594)	64	18	46	12.7	6.7	19.6	3	1	2	3.6	2.2	5.4	54
55 Hyperplasia of prostate (610)	7	5	2	1.4	1.9	0.9	1	-	1	1.2	0	2.7	55
56 Complications of pregnancy, childbirth and the puerperium (640-652, 670-689)	8	1	7	1.6	0.4	3.0	1	-	1	1.2	0	2.7	56
57 Congenital malformations (750-759)	62	32	30	12.3	11.9	12.8	18	12	6	21.6	25.9	16.3	57
58 Birth injuries, postnatal asphyxia and atelectasis (760-762)	63	23	40	12.5	8.5	17.0	14	10	4	16.8	21.6	10.9	58
59 Infection of the newborn (763-768)	32	7	25	6.3	2.6	10.7	3	2	1	3.6	4.3	2.7	59
60 Other diseases peculiar to early infancy, and immaturity unqualified (769-776)	116	18	98	23.0	6.7	41.8	19	11	8	22.8	23.7	21.7	60
61 Senility, without mention of psychosis (794)	90	30	60	17.8	11.1	25.6	6	-	6	7.2	0	16.3	61
62 Ill-defined and unknown causes (780-793, 795)	82	37	45	16.2	13.7	19.2	5	3	2	6.0	6.5	5.4	62
63 Motor vehicle accidents (E810-E835)	147	88	59	29.1	32.6	25.1	27	20	7	32.5	43.1	19.0	63
64 All other accidents (E800-E802, E840-E962)	183	96	87	36.3	35.6	37.1	20	15	5	24.0	32.3	13.6	64
65 Suicide (E963, E970-E979)	68	58	10	13.5	21.5	4.3	10	10	-	12.0	21.6	0	65
66 Homicide (E964, E980-E985)	139	31	108	27.5	11.5	46.0	15	2	13	18.0	4.3	35.3	66
67 All other diseases (residual)	586	317	269	116.1	117.4	114.6	124	54	70	149.0	116.4	190.2	67

TABLE XIV-A VITAL STATISTICS, BY CITY, BY RACE, GEORGIA, 1966
POPULATION 75,000 & OVER

98

ITEM	COLUMBIUS						MACON						
	Number			Rate or Ratio *			Number			Rate or Ratio *			
	Total	White	Non-White	Total	White	Non-White	Total	White	Non-White	Total	White	Non-White	
1 Estimated population as of July 1	128,700	92,500	36,200				126,300	76,000	50,300				1
LIVE BIRTHS													
2 Total	3,102	2,211	891	24.1	23.9	24.6	2,488	1,385	1,103	19.7	18.2	21.9	2
3 Delivered in hospital	3,084	2,208	876	99.4%	99.9%	98.3%	2,480	1,385	1,095	99.7%	100.0%	99.3%	3
4 Delivered in home by physician	17	3	14	0.5%	0.1%	1.6%	8	-	8	0.3%	0%	0.7%	4
5 Delivered in home by midwife	1	-	1	0.0%	0%	0.1%	-	-	-	0%	0%	0%	5
6 Other deliveries	-	-	-	0%	0%	0%	-	-	-	0%	0%	0%	6
7 Immature births	349	202	147	112.5	91.4	165.0	286	126	160	115.0	91.0	145.1	7
8 Live births to unwed mothers	277	76	201	89.3	34.4	225.6	367	32	335	147.5	23.1	303.7	8
FETAL DEATHS													
9 Total	54	25	29	17.4	11.3	32.5	61	21	40	24.5	15.2	36.3	9
10 Under 20 weeks gestation	10	6	4	3.2	2.7	4.5	11	3	8	4.4	2.2	7.3	10
11 20-27 weeks gestation	17	7	10	5.5	3.2	11.2	26	10	16	10.5	7.2	14.5	11
12 28 weeks and more	26	11	15	8.4	5.0	16.8	24	8	16	9.6	5.8	14.5	12
13 Unknown length of gestation	1	1	-	0.3	0.5	0	-	-	-	0	0	0	13
DEATHS													
14 Total, all ages	1,067	732	335	829.1	791.4	925.4	1,363	785	578	1079.2	1032.9	1149.1	14
15 Under 1 year	86	58	28	27.7	26.2	31.4	79	31	48	31.8	22.4	43.5	15
16 Under 28 days	69	46	23	22.2	20.8	25.8	54	23	31	21.7	16.6	28.1	16
17 Deaths from immaturity	23	15	8	7.4	6.8	9.0	8	1	7	3.2	0.7	6.3	17
18 1-4 years **	9	7	2	-	-	-	14	7	7	-	-	-	18
19 Maternal deaths	1	1	-	3.2	4.5	0	-	-	-	0	0	0	19
CAUSE OF DEATH													
20 Tuberculosis, all forms (001-019)	3	1	2	2.3	1.1	5.5	5	4	1	4.0	5.3	2.0	20
21 Syphilis and its sequelae (020-029)	1	1	-	0.8	1.1	0	-	-	-	0	0	0	21
22 Typhoid fever (040)	-	-	-	0	0	0	-	-	-	0	0	0	22
23 Dysentery, all forms (045-048)	-	-	-	0	0	0	-	-	-	0	0	0	23
24 Scarlet fever (050)	-	-	-	0	0	0	-	-	-	0	0	0	24
25 Streptococcal sore throat (051)	-	-	-	0	0	0	-	-	-	0	0	0	25
26 Diphtheria (055)	-	-	-	0	0	0	-	-	-	0	0	0	26
27 Whooping cough (056)	-	-	-	0	0	0	-	-	-	0	0	0	27
28 Meningococcal infections (057)	-	-	-	0	0	0	2	2	-	1.6	2.6	0	28
29 Acute poliomyelitis (080)	-	-	-	0	0	0	-	-	-	0	0	0	29
30 Acute infectious encephalitis (082)	1	1	-	0.8	1.1	0	-	-	-	0	0	0	30
31 Smallpox (084)	-	-	-	0	0	0	-	-	-	0	0	0	31
32 Measles (085)	-	-	-	0	0	0	-	-	-	0	0	0	32
33 Typhus and other rickettsial diseases (100-103, 105-108)	-	-	-	0	0	0	-	-	-	0	0	0	33
34 Rocky Mountain spotted fever (104)	-	-	-	0	0	0	-	-	-	0	0	0	34
35 Malaria (110-117)	-	-	-	0	0	0	-	-	-	0	0	0	35
36 All other diseases classified as infective and parasitic (030-039, 041-044, 049, 052-054, 059-074, 081, 083, 086-096, 120-138)	3	1	2	2.3	1.1	5.5	5	2	3	4.0	2.6	6.0	36
37 Malignant neoplasms, including neoplasms of lymphatic and haematopoietic tissues (140-205)	140	105	35	108.8	113.5	96.7	153	103	50	121.1	135.5	99.4	37
38 Benign and unspecified neoplasms (210-239)	1	1	-	0.8	1.1	0	5	2	3	4.0	2.6	6.0	38
39 Diabetes mellitus (260)	18	9	9	14.0	9.7	24.9	19	8	11	15.0	10.5	21.9	39
40 Pellagra (281)	-	-	-	0	0	0	-	-	-	0	0	0	40
41 Anemias (290-293)	1	-	1	0.8	0	2.8	3	3	-	2.4	3.9	0	41
42 Vascular lesions affecting central nervous system (330-334)	125	75	50	97.1	81.1	138.1	197	94	103	156.0	123.7	204.8	42
43 Nonmeningococcal meningitis (340)	1	1	-	0.8	1.1	0	2	1	1	1.6	1.3	2.0	43
44 Rheumatic fever (400-402)	-	-	-	0	0	0	1	1	-	0.8	1.3	0	44
45 Heart diseases (410-443)	376	271	105	292.2	293.0	290.1	475	288	187	376.1	378.9	371.8	45
46 Hypertension without mention of heart (444-447)	9	3	6	7.0	3.2	16.6	12	1	11	9.5	1.3	21.9	46
47 Influenza and pneumonia (480-483, 490-493)	46	34	12	35.7	36.8	33.1	-	-	-	0	0	0	47
48 Bronchitis (500-502)	3	3	-	2.3	3.2	0	6	5	1	4.8	6.6	2.0	48
49 Ulcer of stomach and duodenum (540, 541)	8	6	2	6.2	6.5	5.5	14	7	7	11.1	9.2	13.9	49
50 Appendicitis (550-553)	2	2	-	1.6	2.2	0	1	1	-	0.8	1.3	0	50
51 Intestinal obstruction and hernia (560, 561, 570)	9	5	4	7.0	5.4	11.0	7	6	1	5.5	7.9	2.0	51
52 Gastritis, duodenitis, enteritis and colitis (except diarrhea of the newborn) (543, 571, 572)	2	2	-	1.6	2.2	0	7	5	2	5.5	6.6	4.0	52
53 Cirrhosis of liver (581)	16	11	5	12.4	11.9	13.8	23	19	4	18.2	25.0	8.0	53
54 Nephritis and nephrosis (590-594)	12	3	9	9.3	3.2	24.9	14	4	10	11.1	5.3	19.9	54
55 Hyperplasia of prostate (610)	-	-	-	0	0	0	2	-	2	1.6	0	4.0	55
56 Complications of pregnancy, childbirth and the puerperium (640-652, 670-689)	1	1	-	0.8	1.1	0	-	-	-	0	0	0	56
57 Congenital malformations (750-759)	15	12	3	11.7	13.0	8.3	15	10	5	11.9	13.2	9.9	57
58 Birth injuries, postnatal asphyxia and atelectasis (760-762)	23	13	10	17.9	14.1	27.6	21	9	12	16.7	11.8	23.9	58
59 Infection of the newborn (763-768)	1	1	-	0.8	1.1	0	3	1	2	2.4	1.3	4.0	59
60 Other diseases peculiar to early infancy, and immaturity unqualified (769-776)	38	27	11	29.5	29.2	30.4	26	7	19	20.6	9.2	37.8	60
61 Senility, without mention of psychosis (794)	1	-	1	0.8	0	2.8	-	-	-	0	0	0	61
62 Ill-defined and unknown causes (780-793, 795)	2	1	1	1.6	1.1	2.8	10	5	5	7.9	6.6	9.9	62
63 Motor vehicle accidents (E810-E835)	37	30	7	28.7	32.4	19.3	44	26	18	34.8	34.2	35.8	63
64 All other accidents (E800-E802, E840-E962)	44	24	20	34.2	25.9	55.2	42	27	15	33.3	35.5	29.8	64
65 Suicide (E963, E970-E979)	17	12	5	13.2	13.0	13.8	16	13	3	12.7	17.1	6.0	65
66 Homicide (E964, E980-E985)	15	6	9	11.7	6.5	24.9	15	4	11	11.9	5.3	21.9	66
67 All other diseases (residual)	96	70	26	74.6	75.7	71.8	168	103	65	133.0	135.5	129.2	67

TABLE XIVA VITAL STATISTICS, BY CITY, BY RACE, GEORGIA, 1966
POPULATION 75,000 & OVER

ITEM	SAVANNAH												
	Number			Rate or Ratio *			Number			Rate or Ratio *			
	Total	White	Non-White	Total	White	Non-White	Total	White	Non-White	Total	White	Non-White	
1 Estimated population as of July 1	142,700	80,600	62,100										1
LIVE BIRTHS													
2 Total	2,648	1,254	1,394	18.6	15.6	22.4							2
3 Delivered in hospital	2,625	1,254	1,371	99.1%	100.0%	98.4%							3
4 Delivered in home by physician	23	-	23	0.9%	0%	1.6%							4
5 Delivered in home by midwife	-	-	-	0%	0%	0%							5
6 Other deliveries	-	-	-	0%	0%	0%							6
7 Immature births	26.9	9.9	17.0	101.6	78.9	122.0							7
8 Live births to unwed mothers	44.9	4.5	40.4	169.6	35.9	289.8							8
FETAL DEATHS													
9 Total	131	78	53	49.5	62.2	38.0							9
10 Under 20 weeks gestation	7.7	6.2	1.5	29.1	49.4	10.8							10
11 20-27 weeks gestation	2.3	6	17	8.7	4.8	12.2							11
12 28 weeks and more	3.1	10	21	11.7	8.0	15.1							12
13 Unknown length of gestation	-	-	-	0	0	0							13
DEATHS													
14 Total, all ages	1,504	803	701	1054.0	996.3	1128.8							14
15 Under 1 year	7.8	2.9	4.9	29.5	23.1	35.2							15
16 Under 28 days	5.0	2.2	2.8	18.9	17.5	20.1							16
17 Deaths from immaturity	1.3	5	8	4.9	4.0	5.7							17
18 1-4 years **	1.3	3	10										18
19 Maternal deaths	-	-	-	0	0	0							19
CAUSE OF DEATH													
20 Tuberculosis, all forms (001-019)	8	4	4	5.6	5.0	6.4							20
21 Syphilis and its sequelae (020-029)	1	-	1	0.7	0	1.6							21
22 Typhoid fever (040)	-	-	-	0	0	0							22
23 Dysentery, all forms (045-048)	1	1	-	0.7	1.2	0							23
24 Scarlet fever (050)	-	-	-	0	0	0							24
25 Streptococcal sore throat (051)	-	-	-	0	0	0							25
26 Diphtheria (055)	-	-	-	0	0	0							26
27 Whooping cough (056)	-	-	-	0	0	0							27
28 Meningococcal infections (057)	-	-	-	0	0	0							28
29 Acute poliomyelitis (080)	-	-	-	0	0	0							29
30 Acute infectious encephalitis (082)	1	1	-	0.7	1.2	0							30
31 Smallpox (084)	-	-	-	0	0	0							31
32 Measles (085)	1	-	1	0.7	0	1.6							32
33 Typhus and other rickettsial diseases (100-103, 105-108)	-	-	-	0	0	0							33
34 Rocky Mountain spotted fever (104)	-	-	-	0	0	0							34
35 Malaria (110-117)	-	-	-	0	0	0							35
36 All other diseases classified as infective and parasitic (030-039, 041-044, 049, 052-054, 059-074, 081, 083, 086-096, 120-138)	9	1	8	6.3	1.2	12.9							36
37 Malignant neoplasms, including neoplasms of lymphatic and haematopoietic tissues (140-205)	21.7	12.7	9.0	152.1	157.6	144.9							37
38 Benign and unspecified neoplasms (210-239)	5	2	3	3.5	2.5	4.8							38
39 Diabetes mellitus (260)	3.1	1.3	1.8	21.7	16.1	29.0							39
40 Poliomyelitis (281)	-	-	-	0	0	0							40
41 Anemias (290-293)	3	1	2	2.1	1.2	3.2							41
42 Vascular lesions affecting central nervous system (330-334)	23.3	8.4	14.9	163.3	104.2	239.9							42
43 Nonmeningococcal meningitis (340)	2	-	2	1.4	0	3.2							43
44 Rheumatic fever (400-402)	1	-	1	0.7	0	1.6							44
45 Heart diseases (410-443)	51.0	32.1	18.9	357.4	398.3	304.3							45
46 Hypertension without mention of heart (444-447)	7	3	4	4.9	3.7	6.4							46
47 Influenza and pneumonia (480-483, 490-493)	4.9	2.6	2.3	34.3	32.3	37.0							47
48 Bronchitis (500-502)	6	5	1	4.2	6.2	1.6							48
49 Ulcer of stomach and duodenum (540, 541)	6	4	2	4.2	5.0	3.2							49
50 Appendicitis (550-553)	3	2	1	2.1	2.5	1.6							50
51 Intestinal obstruction and hernia (560, 561, 570)	4	3	1	2.8	3.7	1.6							51
52 Gastritis, duodenitis, enteritis and colitis (except diarrhea of the newborn) (543, 571, 572)	7	3	4	4.9	3.7	6.4							52
53 Cirrhosis of liver (581)	2.0	1.5	0.5	14.0	18.6	8.1							53
54 Nephritis and nephrosis (590-594)	1.4	4	10	9.8	5.0	16.1							54
55 Hyperplasia of prostate (610)	2	1	1	1.4	1.2	1.6							55
56 Complications of pregnancy, childbirth and the puerperium (640-652, 670-689)	-	-	-	0	0	0							56
57 Congenital malformations (750-759)	1.1	6	5	7.7	7.4	8.1							57
58 Birth injuries, postnatal asphyxia and atelectasis (760-762)	1.7	7	10	11.9	8.7	16.1							58
59 Infection of the newborn (763-768)	4	-	4	2.8	0	6.4							59
60 Other diseases peculiar to early infancy, and immaturity unqualified (769-774)	2.4	12	12	16.8	14.9	19.3							60
61 Senility, without mention of psychosis (794)	1	-	1	0.7	0	1.6							61
62 Ill-defined and unknown causes (780-793, 795)	6	2	4	4.2	2.5	6.4							62
63 Motor vehicle accidents (E810-E835)	4.2	2.9	1.3	29.4	36.0	20.9							63
64 All other accidents (E800-E802, E840-E862)	3.9	2.0	1.9	27.3	24.8	30.6							64
65 Suicide (E963, E970-E979)	2.1	1.6	0.5	14.7	19.9	8.1							65
66 Homicide (E964, E980-E985)	1.6	4	12	11.2	5.0	19.3							66
67 All other diseases (residual)	18.2	8.6	9.6	127.5	106.7	154.6							67

TABLE XIV-B VITAL STATISTICS, BY CITY, BY RACE, GEORGIA, 1966
POPULATION 10,000- 74,999

100

ITEM	ALBANY						AMERICUS						
	Number			Rate or Ratio *			Number			Rate or Ratio *			
	Total	White	Non-White	Total	White	Non-White	Total	White	Non-White	Total	White	Non-White	
1 Estimated population as of July 1	66,900	44,000	22,900				15,100	7,500	7,600				1
LIVE BIRTHS													
2 Total	1,733	1,020	713	25.9	23.2	31.1	343	161	182	22.7	21.5	23.9	2
3 Delivered in hospital	1,662	1,020	642	95.9%	100.0%	90.0%	256	161	95	74.6%	100.0%	52.2%	3
4 Delivered in home by physician	61	-	61	3.5%	0%	8.6%	3	-	3	0.9%	0%	1.6%	4
5 Delivered in home by midwife	10	-	10	0.6%	0%	1.4%	84	-	84	24.5%	0%	46.2%	5
6 Other deliveries	-	-	-	0%	0%	0%	-	-	-	0%	0%	0%	6
7 Immature births	147	64	83	84.8	62.7	116.4	39	9	30	113.7	55.9	164.8	7
8 Live births to unwed mothers	266	32	234	153.5	31.4	328.2	53	1	52	154.5	6.2	285.7	8
FETAL DEATHS													
9 Total	64	37	27	36.9	36.3	37.9	10	4	6	29.2	24.8	33.0	9
10 Under 20 weeks gestation	27	19	8	15.6	18.6	11.2	2	2	-	5.8	12.4	0	10
11 20-27 weeks gestation	12	7	5	6.9	6.9	7.0	3	1	2	8.7	6.2	11.0	11
12 28 weeks and more	21	9	12	12.1	8.8	16.8	4	1	3	11.7	6.2	16.5	12
13 Unknown length of gestation	4	2	2	2.3	2.0	2.8	1	-	1	2.9	0	5.5	13
DEATHS													
14 Total, all ages	480	242	238	717.5	550.0	1039.3	193	101	92	1278.1	1346.7	1210.5	14
15 Under 1 year	31	15	16	17.9	14.7	22.4	14	5	9	40.8	31.1	49.5	15
16 Under 28 days	19	14	5	11.0	13.7	7.0	11	4	7	32.1	24.8	38.5	16
17 Deaths from immaturity	4	4	-	2.3	3.9	0	3	1	2	8.7	6.2	11.0	17
18 1-4 years **	7	2	5	-	-	-	3	3	-	-	-	-	18
19 Maternal deaths	2	-	2	11.5	0	28.1	-	-	-	0	0	0	19
CAUSE OF DEATH													
20 Tuberculosis, all forms (001-019)	2	-	2	3.0	0	8.7	-	-	-	0	0	0	20
21 Syphilis and its sequelae (020-029)	-	-	-	0	0	0	1	1	-	6.6	13.3	0	21
22 Typhoid fever (040)	-	-	-	0	0	0	-	-	-	0	0	0	22
23 Dysentery, all forms (045-048)	-	-	-	0	0	0	-	-	-	0	0	0	23
24 Scarlet fever (050)	-	-	-	0	0	0	-	-	-	0	0	0	24
25 Streptococcal sore throat (051)	-	-	-	0	0	0	-	-	-	0	0	0	25
26 Diphtheria (055)	-	-	-	0	0	0	-	-	-	0	0	0	26
27 Whooping cough (056)	-	-	-	0	0	0	-	-	-	0	0	0	27
28 Meningococcal infections (057)	-	-	-	0	0	0	-	-	-	0	0	0	28
29 Acute poliomyelitis (080)	-	-	-	0	0	0	-	-	-	0	0	0	29
30 Acute infectious encephalitis (082)	-	-	-	0	0	0	-	-	-	0	0	0	30
31 Smallpox (084)	-	-	-	0	0	0	-	-	-	0	0	0	31
32 Measles (085)	-	-	-	0	0	0	-	-	-	0	0	0	32
33 Typhus and other rickettsial diseases (100-103, 105-108)	-	-	-	0	0	0	-	-	-	0	0	0	33
34 Rocky Mountain spotted fever (104)	-	-	-	0	0	0	-	-	-	0	0	0	34
35 Malaria (110-117)	-	-	-	0	0	0	-	-	-	0	0	0	35
36 All other diseases classified as infective and parasitic (030-039, 041-044, 049, 052-054, 059-074, 081, 083, 086-096, 120-138)	4	1	3	6.0	2.3	13.1	-	-	-	0	0	0	36
37 Malignant neoplasms, including neoplasms of lymphatic and haematopoietic tissues (140-205)	65	33	32	97.2	75.0	139.7	14	7	7	92.7	93.3	92.1	37
38 Benign and unspecified neoplasms (210-239)	-	-	-	0	0	0	1	1	-	6.6	13.3	0	38
39 Diabetes mellitus (260)	3	-	3	4.5	0	13.1	2	2	-	13.2	26.7	0	39
40 Pellagra (281)	-	-	-	0	0	0	-	-	-	0	0	0	40
41 Anemias (290-293)	2	1	1	3.0	2.3	4.4	1	-	1	6.6	0	13.2	41
42 Vascular lesions affecting central nervous system (330-334)	88	29	59	131.5	65.9	257.6	31	9	22	205.3	120.0	289.5	42
43 Nonmeningococcal meningitis (340)	-	-	-	0	0	0	1	-	1	6.6	0	13.2	43
44 Rheumatic fever (400-402)	-	-	-	0	0	0	-	-	-	0	0	0	44
45 Heart diseases (410-443)	150	87	63	224.2	197.7	275.1	58	37	21	384.1	493.3	276.3	45
46 Hypertension without mention of heart (444-447)	3	1	2	4.5	2.3	8.7	-	-	-	0	0	0	46
47 Influenza and pneumonia (480-483, 490-493)	25	9	16	37.4	20.5	69.9	1	1	-	6.6	13.3	0	47
48 Bronchitis (500-502)	-	-	-	0	0	0	-	-	-	0	0	0	48
49 Ulcer of stomach and duodenum (540, 541)	2	2	-	3.0	4.5	0	1	-	1	6.6	0	13.2	49
50 Appendicitis (550-553)	1	-	1	1.5	0	4.4	-	-	-	0	0	0	50
51 Intestinal obstruction and hernia (560, 561, 570)	1	1	-	1.5	2.3	0	-	-	-	0	0	0	51
52 Gastritis, duodenitis, enteritis and colitis (except diarrhea of the newborn) (543, 571, 572)	3	1	2	4.5	2.3	8.7	-	-	-	0	0	0	52
53 Cirrhosis of liver (581)	4	3	1	6.0	6.8	4.4	5	3	2	33.1	40.0	26.3	53
54 Nephritis and nephrosis (590-594)	8	-	8	12.0	0	34.9	-	-	-	0	0	0	54
55 Hyperplasia of prostate (610)	1	-	1	1.5	0	4.4	1	1	-	6.6	13.3	0	55
56 Complications of pregnancy, childbirth and the puerperium (640-652, 670-689)	2	-	2	3.0	0	8.7	-	-	-	0	0	0	56
57 Congenital malformations (750-759)	2	2	-	3.0	4.5	0	4	2	2	26.5	26.7	26.3	57
58 Birth injuries, postnatal asphyxia and atelectasis (760-762)	5	4	1	7.5	9.1	4.4	2	1	1	13.2	13.3	13.2	58
59 Infection of the newborn (763-768)	3	-	3	4.5	0	13.1	-	-	-	0	0	0	59
60 Other diseases peculiar to early infancy, and immaturity unqualified (769-776)	7	7	-	10.5	15.9	0	6	3	3	39.7	40.0	39.5	60
61 Senility, without mention of psychosis (794)	-	-	-	0	0	0	-	-	-	0	0	0	61
62 Ill-defined and unknown causes (780-793, 795)	5	2	3	7.5	4.5	13.1	12	2	10	79.5	26.7	131.6	62
63 Motor vehicle accidents (E810-E835)	10	7	3	14.9	15.9	13.1	4	3	1	26.5	40.0	13.2	63
64 All other accidents (E800-E802, E840-E962)	21	12	9	31.4	27.3	39.3	5	2	3	33.1	26.7	39.5	64
65 Suicide (E963, E970-E979)	14	14	-	20.9	31.8	0	-	-	-	0	0	0	65
66 Homicide (E964, E980-E985)	6	1	5	9.0	2.3	21.8	3	2	1	19.9	26.7	13.2	66
67 All other diseases (residual)	43	25	18	64.3	56.8	78.6	34	21	13	225.2	280.0	171.1	67

TABLE XIV-B VITAL STATISTICS, BY CITY, BY RACE, GEORGIA, 1966
POPULATION 10,000-74,999

ITEM	ATHENS						BAINBRIDGE						
	Number			Rate or Ratio *			Number			Rate or Ratio *			
	Total	White	Non-White	Total	White	Non-White	Total	White	Non-White	Total	White	Non-White	
1 Estimated population as of July 1	42,600	31,500	11,100				11,700	6,600	5,100				1
LIVE BIRTHS													
2 Total	820	572	248	19.2	18.2	22.3	229	120	109	19.6	18.2	21.4	2
3 Delivered in hospital	819	572	247	99.9%	100.0%	99.6%	197	118	79	86.0%	98.3%	72.5%	3
4 Delivered in home by physician	1	-	1	0.1%	0%	0.4%	3	-	3	1.3%	0%	2.8%	4
5 Delivered in home by midwife	-	-	-	0%	0%	0%	29	2	27	12.7%	1.7%	24.8%	5
6 Other deliveries	-	-	-	0%	0%	0%	-	-	-	0%	0%	0%	6
7 Immature births	84	51	33	102.4	89.2	133.1	17	8	9	74.2	66.7	82.6	7
8 Live births to unwed mothers	79	10	69	96.3	17.5	278.2	32	3	29	139.7	25.0	266.1	8
FETAL DEATHS													
9 Total	20	14	6	24.4	24.5	24.2	6	1	5	26.2	8.3	45.9	9
10 Under 20 weeks gestation	1	1	-	1.2	1.7	0	3	1	2	13.1	8.3	18.3	10
11 20-27 weeks gestation	4	3	1	4.9	5.2	4.0	1	-	1	4.4	0	9.2	11
12 28 weeks and more	15	10	5	18.3	17.5	20.2	1	-	1	4.4	0	9.2	12
13 Unknown length of gestation	-	-	-	0	0	0	1	-	1	4.4	0	9.2	13
DEATHS													
14 Total, all ages	316	186	130	741.8	590.5	1171.2	153	87	66	1307.7	1318.2	1294.1	14
15 Under 1 year	21	13	8	25.6	22.7	32.3	5	1	4	21.8	8.3	36.7	15
16 Under 28 days	14	10	4	17.1	17.5	16.1	4	1	3	17.5	8.3	27.5	16
17 Deaths from immaturity	5	4	1	6.1	7.0	4.0	2	1	1	8.7	8.3	9.2	17
18 1-4 years * *	-	-	-	-	-	-	4	2	2	-	-	-	18
19 Maternal deaths	-	-	-	0	0	0	-	-	-	0	0	0	19
CAUSE OF DEATH													
20 Tuberculosis, all forms (001-019)	2	2	-	4.7	6.3	0	2	-	2	17.1	0	39.2	20
21 Syphilis and its sequelae (020-029)	-	-	-	0	0	0	1	1	-	8.5	15.2	0	21
22 Typhoid fever (040)	-	-	-	0	0	0	-	-	-	0	0	0	22
23 Dysentery, all forms (045-048)	-	-	-	0	0	0	-	-	-	0	0	0	23
24 Scarlet fever (050)	-	-	-	0	0	0	-	-	-	0	0	0	24
25 Streptococcal sore throat (051)	-	-	-	0	0	0	-	-	-	0	0	0	25
26 Diphtheria (055)	-	-	-	0	0	0	-	-	-	0	0	0	26
27 Whooping cough (056)	-	-	-	0	0	0	-	-	-	0	0	0	27
28 Meningococcal infections (057)	-	-	-	0	0	0	-	-	-	0	0	0	28
29 Acute poliomyelitis (080)	-	-	-	0	0	0	-	-	-	0	0	0	29
30 Acute infectious encephalitis (082)	-	-	-	0	0	0	1	-	1	8.5	0	19.6	30
31 Smallpox (084)	-	-	-	0	0	0	-	-	-	0	0	0	31
32 Measles (085)	-	-	-	0	0	0	-	-	-	0	0	0	32
33 Typhus and other rickettsial diseases (100-103, 105-108)	-	-	-	0	0	0	-	-	-	0	0	0	33
34 Rocky Mountain spotted fever (104)	-	-	-	0	0	0	-	-	-	0	0	0	34
35 Malaria (110-117)	-	-	-	0	0	0	-	-	-	0	0	0	35
36 All other diseases classified as infective and parasitic (030-039, 041-044, 049, 052-054, 059-074, 081, 083, 086-096, 120-138)	1	1	-	2.3	3.2	0	1	1	-	8.5	15.2	0	36
37 Malignant neoplasms, including neoplasms of lymphatic and haematopoietic tissues (140-205)	37	26	11	86.9	82.5	99.1	21	13	8	179.5	197.0	156.9	37
38 Benign and unspecified neoplasms (210-239)	-	-	-	0	0	0	1	-	1	8.5	0	19.6	38
39 Diabetes mellitus (260)	6	2	4	14.1	6.3	36.0	1	1	-	8.5	15.2	0	39
40 Pellagra (281)	-	-	-	0	0	0	-	-	-	0	0	0	40
41 Anemias (290-293)	1	-	1	2.3	0	9.0	-	-	-	0	0	0	41
42 Vascular lesions affecting central nervous system (330-334)	43	22	21	100.9	69.8	189.2	20	10	10	170.9	151.5	196.1	42
43 Nonmeningococcal meningitis (340)	1	-	1	2.3	0	9.0	-	-	-	0	0	0	43
44 Rheumatic fever (400-402)	-	-	-	0	0	0	-	-	-	0	0	0	44
45 Heart diseases (410-443)	116	68	48	272.3	215.9	432.4	41	27	14	350.4	409.1	274.5	45
46 Hypertension without mention of heart (444-447)	3	2	1	7.0	6.3	9.0	6	1	5	51.3	15.2	98.0	46
47 Influenza and pneumonia (480-483, 490-493)	16	9	7	37.6	28.6	63.1	-	-	-	0	0	0	47
48 Bronchitis (500-502)	2	1	1	4.7	3.2	9.0	-	-	-	0	0	0	48
49 Ulcer of stomach and duodenum (540, 541)	-	-	-	0	0	0	-	-	-	0	0	0	49
50 Appendicitis (550-553)	-	-	-	0	0	0	-	-	-	0	0	0	50
51 Intestinal obstruction and hernia (560, 561, 570)	2	2	-	4.7	6.3	0	-	-	-	0	0	0	51
52 Gastritis, duodenitis, enteritis and colitis (except diarrhea of the newborn) (543, 571, 572)	1	1	-	2.3	3.2	0	-	-	-	0	0	0	52
53 Cirrhosis of liver (581)	5	4	1	11.7	12.7	9.0	1	1	-	8.5	15.2	0	53
54 Nephritis and nephrosis (590-594)	5	2	3	11.7	6.3	27.0	4	3	1	34.2	45.5	19.6	54
55 Hyperplasia of prostate (610)	-	-	-	0	0	0	-	-	-	0	0	0	55
56 Complications of pregnancy, childbirth and the puerperium (640-652, 670-689)	-	-	-	0	0	0	-	-	-	0	0	0	56
57 Congenital malformations (750-759)	-	-	-	0	0	0	2	1	1	17.1	15.2	19.6	57
58 Birth injuries, postnatal asphyxia and atelectasis (760-762)	7	5	2	16.4	15.9	18.0	-	-	-	0	0	0	58
59 Infection of the newborn (763-768)	1	-	1	2.3	0	9.0	1	-	1	8.5	0	19.6	59
60 Other diseases peculiar to early infancy, and immaturity unqualified (769-776)	6	5	1	14.1	15.9	9.0	3	1	2	25.6	15.2	39.2	60
61 Senility, without mention of psychosis (794)	-	-	-	0	0	0	-	-	-	0	0	0	61
62 Ill-defined and unknown causes (780-793, 795)	1	-	1	2.3	0	9.0	3	1	2	25.6	15.2	39.2	62
63 Motor vehicle accidents (E810-E835)	8	4	4	18.8	12.7	36.0	10	5	5	85.5	75.8	98.0	63
64 All other accidents (E800-E802, E840-E962)	12	7	5	28.2	22.2	45.0	7	5	2	59.8	75.8	39.2	64
65 Suicide (E963, E970-E979)	5	5	-	11.7	15.9	0	1	1	-	8.5	15.2	0	65
66 Homicide (E964, E980-E985)	4	1	3	9.4	3.2	27.0	3	1	2	25.6	15.2	39.2	66
67 All other diseases (residual)	31	17	14	72.8	54.0	126.1	18	11	7	153.8	166.7	137.3	67

TABLE XIV-B VITAL STATISTICS, BY CITY, BY RACE, GEORGIA, 1966
POPULATION 10,000- 74,999

102

ITEM	BRUNSWICK						CARROLLTON						
	Number			Rate or Ratio *			Number			Rate or Ratio *			
	Total	White	Non-White	Total	White	Non-White	Total	White	Non-White	Total	White	Non-White	
1 Estimated population as of July 1	25,500	15,900	9,600				11,900	9,200	2,700				1
LIVE BIRTHS													
2 Total	481	269	212	18.9	16.9	22.1	207	133	74	17.4	14.5	27.4	2
3 Delivered in hospital	433	268	165	90.0%	99.6%	77.8%	202	133	69	97.6%	100.0%	93.2%	3
4 Delivered in home by physician	1	-	1	0.2%	0%	0.5%	-	-	-	0%	0%	0%	4
5 Delivered in home by midwife	45	1	44	9.4%	0.4%	20.8%	5	-	5	2.4%	0%	6.8%	5
6 Other deliveries	2	-	2	0.4%	0%	0.9%	-	-	-	0%	0%	0%	6
7 Immature births	39	11	28	81.1	40.9	132.1	21	11	10	101.4	82.7	135.1	7
8 Live births to unwed mothers	54	9	45	112.3	33.5	212.3	19	-	19	91.8	0	256.8	8
FETAL DEATHS													
9 Total	6	3	3	12.5	11.2	14.2	14	8	6	67.6	60.2	81.1	9
10 Under 20 weeks gestation	1	-	1	2.1	0	4.7	10	7	3	48.3	52.6	40.5	10
11 20-27 weeks gestation	1	1	-	2.1	3.7	0	2	-	2	9.7	0	27.0	11
12 28 weeks and more	3	2	1	6.2	7.4	4.7	2	1	1	9.7	7.5	13.5	12
13 Unknown length of gestation	1	-	1	2.1	0	4.7	-	-	-	0	0	0	13
DEATHS													
14 Total, all ages	225	103	122	882.4	647.8	1270.8	107	81	26	899.2	880.4	963.0	14
15 Under 1 year	25	15	10	52.0	55.8	47.2	9	8	1	43.5	60.2	13.5	15
16 Under 28 days	16	10	6	33.3	37.2	28.3	7	6	1	33.8	45.1	13.5	16
17 Deaths from immaturity	2	1	1	4.2	3.7	4.7	2	2	-	9.7	15.0	0	17
18 1-4 years * *	3	-	3	-	-	-	2	1	1	-	-	-	18
19 Maternal deaths	-	-	-	0	0	0	-	-	-	0	0	0	19
CAUSE OF DEATH													
20 Tuberculosis, all forms (001-019)	1	-	1	3.9	0	10.4	-	-	-	0	0	0	20
21 Syphilis and its sequelae (020-029)	-	-	-	0	0	0	-	-	-	0	0	0	21
22 Typhoid fever (040)	-	-	-	0	0	0	-	-	-	0	0	0	22
23 Dysentery, all forms (045-048)	-	-	-	0	0	0	-	-	-	0	0	0	23
24 Scarlet fever (050)	-	-	-	0	0	0	-	-	-	0	0	0	24
25 Streptococcal sore throat (051)	-	-	-	0	0	0	-	-	-	0	0	0	25
26 Diphtheria (055)	-	-	-	0	0	0	-	-	-	0	0	0	26
27 Whooping cough (056)	-	-	-	0	0	0	-	-	-	0	0	0	27
28 Meningococcal infections (057)	-	-	-	0	0	0	-	-	-	0	0	0	28
29 Acute poliomyelitis (080)	-	-	-	0	0	0	-	-	-	0	0	0	29
30 Acute infectious encephalitis (082)	-	-	-	0	0	0	-	-	-	0	0	0	30
31 Smallpox (084)	-	-	-	0	0	0	-	-	-	0	0	0	31
32 Measles (085)	-	-	-	0	0	0	-	-	-	0	0	0	32
33 Typhus and other rickettsial diseases (100-103, 105-108)	-	-	-	0	0	0	-	-	-	0	0	0	33
34 Rocky Mountain spotted fever (104)	-	-	-	0	0	0	-	-	-	0	0	0	34
35 Malaria (110-117)	-	-	-	0	0	0	-	-	-	0	0	0	35
36 All other diseases classified as infective and parasitic (030-039, 041-044, 049, 052-054, 059-074, 081, 083, 086-096, 120-138)	1	-	1	3.9	0	10.4	2	1	1	16.8	10.9	37.0	36
37 Malignant neoplasms, including neoplasms of lymphatic and haematopoietic tissues (140-205)	40	18	22	156.9	113.2	229.2	9	9	-	75.6	97.8	0	37
38 Benign and unspecified neoplasms (210-239)	2	1	1	7.8	6.3	10.4	-	-	-	0	0	0	38
39 Diabetes mellitus (260)	3	1	2	11.8	6.3	20.8	-	-	-	0	0	0	39
40 Pellagra (281)	-	-	-	0	0	0	-	-	-	0	0	0	40
41 Anemias (290-293)	-	-	-	0	0	0	-	-	-	0	0	0	41
42 Vascular lesions affecting central nervous system (330-334)	24	11	13	94.1	69.2	135.4	17	11	6	142.9	119.6	222.2	42
43 Nonmeningococcal meningitis (340)	1	1	-	3.9	6.3	0	1	1	-	8.4	10.9	0	43
44 Rheumatic fever (400-402)	1	-	1	3.9	0	10.4	-	-	-	0	0	0	44
45 Heart diseases (410-443)	75	36	39	294.1	226.4	406.3	30	24	6	252.1	260.9	222.2	45
46 Hypertension without mention of heart (444-447)	1	-	1	3.9	0	10.4	-	-	-	0	0	0	46
47 Influenza and pneumonia (480-483, 490-493)	14	3	11	54.9	18.9	114.6	-	-	-	0	0	0	47
48 Bronchitis (500-502)	-	-	-	0	0	0	-	-	-	0	0	0	48
49 Ulcer of stomach and duodenum (540, 541)	-	-	-	0	0	0	1	1	-	8.4	10.9	0	49
50 Appendicitis (550-553)	-	-	-	0	0	0	-	-	-	0	0	0	50
51 Intestinal obstruction and hernia (560, 561, 570)	3	2	1	11.8	12.6	10.4	1	1	-	8.4	10.9	0	51
52 Gastritis, duodenitis, enteritis and colitis (except diarrhea of the newborn) (543, 571, 572)	1	1	-	3.9	6.3	0	-	-	-	0	0	0	52
53 Cirrhosis of liver (581)	-	-	-	0	0	0	1	-	1	8.4	0	37.0	53
54 Nephritis and nephrosis (590-594)	-	-	-	0	0	0	2	2	-	16.8	21.7	0	54
55 Hyperplasia of prostate (610)	-	-	-	0	0	0	1	-	1	8.4	0	37.0	55
56 Complications of pregnancy, childbirth and the puerperium (640-652, 670-689)	-	-	-	0	0	0	-	-	-	0	0	0	56
57 Congenital malformations (750-759)	6	4	2	23.5	25.2	20.8	2	2	-	16.8	21.7	0	57
58 Birth injuries, postnatal asphyxia and atelectasis (760-762)	6	4	2	23.5	25.2	20.8	-	-	-	0	0	0	58
59 Infection of the newborn (763-768)	-	-	-	0	0	0	1	-	1	8.4	0	37.0	59
60 Other diseases peculiar to early infancy, and immaturity unqualified (769-776)	6	2	4	23.5	12.6	41.7	4	4	-	33.6	43.5	0	60
61 Senility, without mention of psychosis (794)	1	1	-	3.9	6.3	0	3	1	2	25.2	10.9	74.1	61
62 Ill-defined and unknown causes (780-793, 795)	3	2	1	11.8	12.6	10.4	2	1	1	16.8	10.9	37.0	62
63 Motor vehicle accidents (E810-E835)	3	2	1	11.8	12.6	10.4	4	4	-	33.6	43.5	0	63
64 All other accidents (E800-E802, E840-E962)	12	5	7	47.1	31.4	72.9	5	3	2	42.0	32.6	74.1	64
65 Suicide (E963, E970-E979)	-	-	-	0	0	0	1	1	-	8.4	10.9	0	65
66 Homicide (E964, E980-E985)	5	2	3	19.6	12.6	31.3	1	-	1	8.4	0	37.0	66
67 All other diseases (residual)	16	7	9	62.7	44.0	93.8	15	12	3	126.1	130.4	111.1	67

TABLE XIV-B VITAL STATISTICS, BY CITY, BY RACE, GEORGIA, 1966
POPULATION 10,000 - 74,999

ITEM	CARTERSVILLE						CHAMBLEE						
	Number			Rate or Ratio *			Number			Rate or Ratio *			
	Total	White	Non-White	Total	White	Non-White	Total	White	Non-White	Total	White	Non-White	
1 Estimated population as of July 1	10,100	7,800	2,300				10,500	10,400	100				1
LIVE BIRTHS													
2 Total	202	157	45	20.0	20.1	19.6	277	277	-	26.4	26.6	0	2
3 Delivered in hospital	202	157	45	100.0%	100.0%	100.0%	277	277	-	100.0%	100.0%	---	3
4 Delivered in home by physician	-	-	-	0%	0%	0%	-	-	-	0%	0%	---	4
5 Delivered in home by midwife	-	-	-	0%	0%	0%	-	-	-	0%	0%	---	5
6 Other deliveries	-	-	-	0%	0%	0%	-	-	-	0%	0%	---	6
7 Immature births	17	10	7	84.2	63.7	155.6	13	13	-	46.9	46.9	---	7
8 Live births to unwed mothers	23	8	15	113.9	51.0	333.3	14	14	-	50.5	50.5	---	8
FETAL DEATHS													
9 Total	4	3	1	19.8	19.1	22.2	4	4	-	14.4	14.4	---	9
10 Under 20 weeks gestation	-	-	-	0	0	0	3	3	-	10.8	10.8	---	10
11 20-27 weeks gestation	-	-	-	0	0	0	1	1	-	3.6	3.6	---	11
12 28 weeks and more	3	3	-	14.9	19.1	0	-	-	-	0	0	---	12
13 Unknown length of gestation	1	-	1	5.0	0	22.2	-	-	-	0	0	---	13
DEATHS													
14 Total, all ages	84	58	26	831.7	743.6	1130.4	39	39	-	371.4	375.0	0	14
15 Under 1 year	2	1	1	9.9	6.4	22.2	2	2	-	7.2	7.2	---	15
16 Under 28 days	2	1	1	9.9	6.4	22.2	2	2	-	7.2	7.2	---	16
17 Deaths from immaturity	-	-	-	0	0	0	1	1	-	3.6	3.6	---	17
18 1-4 years **	-	-	-	-	-	-	1	1	-	-	-	---	18
19 Maternal deaths	-	-	-	0	0	0	-	-	-	0	0	---	19
CAUSE OF DEATH													
20 Tuberculosis, all forms (001-019)	1	1	-	9.9	12.8	0	-	-	-	0	0	0	20
21 Syphilis and its sequelae (020-029)	-	-	-	0	0	0	-	-	-	0	0	0	21
22 Typhoid fever (040)	-	-	-	0	0	0	-	-	-	0	0	0	22
23 Dysentery, all forms (045-048)	-	-	-	0	0	0	-	-	-	0	0	0	23
24 Scarlet fever (050)	-	-	-	0	0	0	-	-	-	0	0	0	24
25 Streptococcal sore throat (051)	-	-	-	0	0	0	-	-	-	0	0	0	25
26 Diphtheria (055)	-	-	-	0	0	0	-	-	-	0	0	0	26
27 Whooping cough (056)	-	-	-	0	0	0	-	-	-	0	0	0	27
28 Meningococcal infections (057)	-	-	-	0	0	0	-	-	-	0	0	0	28
29 Acute poliomyelitis (080)	-	-	-	0	0	0	-	-	-	0	0	0	29
30 Acute infectious encephalitis (082)	-	-	-	0	0	0	-	-	-	0	0	0	30
31 Smallpox (084)	-	-	-	0	0	0	-	-	-	0	0	0	31
32 Measles (085)	-	-	-	0	0	0	-	-	-	0	0	0	32
33 Typhus and other rickettsial diseases (100-103, 105-108)	-	-	-	0	0	0	-	-	-	0	0	0	33
34 Rocky Mountain spotted fever (104)	-	-	-	0	0	0	-	-	-	0	0	0	34
35 Malaria (110-117)	-	-	-	0	0	0	-	-	-	0	0	0	35
36 All other diseases classified as infective and parasitic (030-039, 041-044, 049, 052-054, 059-074, 081, 083, 086-096, 120-138)	-	-	-	0	0	0	-	-	-	0	0	0	36
37 Malignant neoplasms, including neoplasms of lymphatic and haematopoietic tissues (140-205)	10	6	4	99.0	76.9	173.9	9	9	-	85.7	86.5	0	37
38 Benign and unspecified neoplasms (210-239)	-	-	-	0	0	0	-	-	-	0	0	0	38
39 Diabetes mellitus (260)	1	1	-	9.9	12.8	0	-	-	-	0	0	0	39
40 Pellagra (281)	-	-	-	0	0	0	-	-	-	0	0	0	40
41 Anemias (290-293)	-	-	-	0	0	0	-	-	-	0	0	0	41
42 Vascular lesions affecting central nervous system (330-334)	15	10	5	148.5	128.2	217.4	4	4	-	38.1	38.5	0	42
43 Nonmeningococcal meningitis (340)	-	-	-	0	0	0	-	-	-	0	0	0	43
44 Rheumatic fever (400-402)	-	-	-	0	0	0	-	-	-	0	0	0	44
45 Heart diseases (410-443)	35	28	7	346.5	359.0	304.3	5	5	-	47.6	48.1	0	45
46 Hypertension without mention of heart (444-447)	-	-	-	0	0	0	1	1	-	9.5	9.6	0	46
47 Influenza and pneumonia (480-483, 490-493)	2	2	-	19.8	25.6	0	-	-	-	0	0	0	47
48 Bronchitis (500-502)	-	-	-	0	0	0	-	-	-	0	0	0	48
49 Ulcer of stomach and duodenum (540, 541)	-	-	-	0	0	0	-	-	-	0	0	0	49
50 Appendicitis (550-553)	-	-	-	0	0	0	-	-	-	0	0	0	50
51 Intestinal obstruction and hernia (560, 561, 570)	-	-	-	0	0	0	-	-	-	0	0	0	51
52 Gastritis, duodenitis, enteritis and colitis (except diarrhea of the newborn) (543, 571, 572)	-	-	-	0	0	0	-	-	-	0	0	0	52
53 Cirrhosis of liver (581)	-	-	-	0	0	0	1	1	-	9.5	9.6	0	53
54 Nephritis and nephrosis (590-594)	-	-	-	0	0	0	-	-	-	0	0	0	54
55 Hyperplasia of prostate (610)	-	-	-	0	0	0	-	-	-	0	0	0	55
56 Complications of pregnancy, childbirth and the puerperium (640-652, 670-689)	-	-	-	0	0	0	-	-	-	0	0	0	56
57 Congenital malformations (750-759)	-	-	-	0	0	0	-	-	-	0	0	0	57
58 Birth injuries, postnatal asphyxia and atelectasis (760-762)	-	-	-	0	0	0	-	-	-	0	0	0	58
59 Infection of the newborn (763-768)	-	-	-	0	0	0	-	-	-	0	0	0	59
60 Other diseases peculiar to early infancy, and immaturity unqualified (769-776)	2	1	1	19.8	12.8	43.5	1	1	-	9.5	9.6	0	60
61 Senility, without mention of psychosis (794)	-	-	-	0	0	0	-	-	-	0	0	0	61
62 Ill-defined and unknown causes (780-793, 795)	-	-	-	0	0	0	-	-	-	0	0	0	62
63 Motor vehicle accidents (E810-E835)	5	2	3	49.5	25.6	130.4	8	8	-	76.2	76.9	0	63
64 All other accidents (E800-E802, E840-E962)	2	2	-	19.8	25.6	0	4	4	-	38.1	38.5	0	64
65 Suicide (E963, E970-E979)	-	-	-	0	0	0	-	-	-	0	0	0	65
66 Homicide (E984, E980-E985)	4	2	2	39.6	25.6	87.0	-	-	-	0	0	0	66
67 All other diseases (residual)	7	3	4	69.3	38.5	173.9	5	5	-	47.6	48.1	0	67

TABLE XV-B VITAL STATISTICS, BY CITY, BY RACE, GEORGIA, 1966
POPULATION 10,000-74,999

ITEM	COLLEGE PARK						CORDELE						
	Number			Rate or Ratio *			Number			Rate or Ratio *			
	Total	White	Non-White	Total	White	Non-White	Total	White	Non-White	Total	White	Non-White	
1 Estimated population as of July 1	27,300	22,700	4,600				11,800	5,800	6,000				1
LIVE BIRTHS													
2 Total	461	381	80	16.9	16.8	17.4	267	105	162	22.6	18.1	27.0	2
3 Delivered in hospital	457	379	78	99.1%	99.5%	97.5%	149	105	44	55.8%	100.0%	27.2%	3
4 Delivered in home by physician	3	1	2	0.7%	0.3%	2.5%	4	-	4	1.5%	0%	2.5%	4
5 Delivered in home by midwife	1	1	-	0.2%	0.3%	0%	114	-	114	42.7%	0%	70.4%	5
6 Other deliveries	-	-	-	0%	0%	0%	-	-	-	0%	0%	0%	6
7 Immature births	42	28	14	91.1	73.5	175.0	14	6	8	52.4	57.1	49.4	7
8 Live births to unwed mothers	47	20	27	102.0	52.5	337.5	78	4	74	292.1	38.1	456.8	8
FETAL DEATHS													
9 Total	13	9	4	28.2	23.6	50.0	15	5	10	56.2	47.6	61.7	9
10 Under 20 weeks gestation	2	2	-	4.3	5.2	0	7	3	4	26.2	28.6	24.7	10
11 20-27 weeks gestation	3	2	1	6.5	5.2	12.5	5	1	4	18.7	9.5	24.7	11
12 28 weeks and more	8	5	3	17.4	13.1	37.5	3	1	2	11.2	9.5	12.3	12
13 Unknown length of gestation	-	-	-	0	0	0	-	-	-	0	0	0	13
DEATHS													
14 Total, all ages	162	133	29	593.4	585.9	630.4	149	64	85	262.7	1103.4	1416.7	14
15 Under 1 year	13	10	3	28.2	26.2	37.5	10	3	7	37.5	28.6	43.2	15
16 Under 28 days	8	7	1	17.4	18.4	12.5	4	2	2	15.0	19.0	12.3	16
17 Deaths from immaturity	3	3	-	6.5	7.9	0	1	-	1	3.7	0	6.2	17
18 1-4 years **	4	4	-	-	-	-	1	-	1	-	-	-	18
19 Maternal deaths	-	-	-	0	0	0	-	-	-	0	0	0	19
CAUSE OF DEATH													
20 Tuberculosis, all forms (001-019)	1	-	1	3.7	0	21.7	-	-	-	0	0	0	20
21 Syphilis and its sequelae (020-029)	1	1	-	3.7	4.4	0	-	-	-	0	0	0	21
22 Typhoid fever (040)	-	-	-	0	0	0	-	-	-	0	0	0	22
23 Dysentery, all forms (045-048)	-	-	-	0	0	0	-	-	-	0	0	0	23
24 Scarlet fever (050)	-	-	-	0	0	0	-	-	-	0	0	0	24
25 Streptococcal sore throat (051)	-	-	-	0	0	0	-	-	-	0	0	0	25
26 Diphtheria (055)	-	-	-	0	0	0	-	-	-	0	0	0	26
27 Whooping cough (056)	-	-	-	0	0	0	-	-	-	0	0	0	27
28 Meningococcal infections (057)	-	-	-	0	0	0	-	-	-	0	0	0	28
29 Acute poliomyelitis (080)	-	-	-	0	0	0	-	-	-	0	0	0	29
30 Acute infectious encephalitis (082)	-	-	-	0	0	0	-	-	-	0	0	0	30
31 Smallpox (084)	-	-	-	0	0	0	-	-	-	0	0	0	31
32 Measles (085)	-	-	-	0	0	0	-	-	-	0	0	0	32
33 Typhus and other rickettsial diseases (100-103, 105-108)	-	-	-	0	0	0	-	-	-	0	0	0	33
34 Rocky Mountain spotted fever (104)	-	-	-	0	0	0	-	-	-	0	0	0	34
35 Malaria (110-117)	-	-	-	0	0	0	-	-	-	0	0	0	35
36 All other diseases classified as infective and parasitic (030-039, 041-044, 049, 052-054, 059-074, 081, 083, 086-096, 120-138)	-	-	-	0	0	0	-	-	-	0	0	0	36
37 Malignant neoplasms, including neoplasms of lymphatic and haematopoietic tissues (140-205)	26	23	3	95.2	101.3	65.2	14	6	8	118.6	103.4	133.3	37
38 Benign and unspecified neoplasms (210-239)	-	-	-	0	0	0	-	-	-	0	0	0	38
39 Diabetes mellitus (260)	2	-	2	7.3	0	43.5	-	-	-	0	0	0	39
40 Pellagra (281)	-	-	-	0	0	0	-	-	-	0	0	0	40
41 Anemias (290-293)	-	-	-	0	0	0	-	-	-	0	0	0	41
42 Vascular lesions affecting central nervous system (330-334)	20	15	5	73.3	66.1	108.7	20	5	15	169.5	86.2	250.0	42
43 Nonmeningococcal meningitis (340)	-	-	-	0	0	0	-	-	-	0	0	0	43
44 Rheumatic fever (400-402)	-	-	-	0	0	0	-	-	-	0	0	0	44
45 Heart diseases (410-443)	53	46	7	194.1	202.6	152.2	55	27	28	466.1	465.5	466.7	45
46 Hypertension without mention of heart (444-447)	1	-	1	3.7	0	21.7	1	-	1	8.5	0	16.7	46
47 Influenza and pneumonia (480-483, 490-493)	5	5	-	18.3	22.0	0	-	-	-	0	0	0	47
48 Bronchitis (500-502)	-	-	-	0	0	0	1	1	-	8.5	17.2	0	48
49 Ulcer of stomach and duodenum (540, 541)	1	1	-	3.7	4.4	0	3	2	1	25.4	34.5	16.7	49
50 Appendicitis (550-553)	1	1	-	3.7	4.4	0	-	-	-	0	0	0	50
51 Intestinal obstruction and hernia (560, 561, 570)	-	-	-	0	0	0	-	-	-	0	0	0	51
52 Gastritis, duodenitis, enteritis and colitis (except diarrhea of the newborn) (543, 571, 572)	1	1	-	3.7	4.4	0	1	-	1	8.5	0	16.7	52
53 Cirrhosis of liver (581)	-	-	-	0	0	0	2	2	-	16.9	34.5	0	53
54 Nephritis and nephrosis (590-594)	-	-	-	0	0	0	1	-	1	8.5	0	16.7	54
55 Hyperplasia of prostate (610)	-	-	-	0	0	0	-	-	-	0	0	0	55
56 Complications of pregnancy, childbirth and the puerperium (640-652, 670-689)	-	-	-	0	0	0	-	-	-	0	0	0	56
57 Congenital malformations (750-759)	2	2	-	7.3	8.8	0	-	-	-	0	0	0	57
58 Birth injuries, postnatal asphyxia and atelectasis (760-762)	1	1	-	3.7	4.4	0	2	2	-	16.9	34.5	0	58
59 Infection of the newborn (763-768)	1	-	-	0	0	0	-	-	-	0	0	0	59
60 Other diseases peculiar to early infancy, and immaturity unqualified (769-776)	5	4	1	18.3	17.6	21.7	2	-	2	16.9	0	33.3	60
61 Senility, without mention of psychosis (794)	3	2	1	11.0	8.8	21.7	-	-	-	0	0	0	61
62 Ill-defined and unknown causes (780-793, 795)	2	1	1	7.3	4.4	21.7	-	-	-	0	0	0	62
63 Motor vehicle accidents (E810-E835)	7	7	-	25.6	30.8	0	3	2	1	25.4	34.5	16.7	63
64 All other accidents (E800-E802, E840-E962)	4	3	1	14.7	13.2	21.7	4	2	2	33.9	34.5	33.3	64
65 Suicide (E963, E970-E979)	3	3	-	11.0	13.2	0	-	-	-	0	0	0	65
66 Homicide (E964, E980-E985)	1	1	-	3.7	4.4	0	6	6	6	50.8	0	100.0	66
67 All other diseases (residual)	22	16	6	80.6	70.5	130.4	18	12	6	152.5	206.9	100.0	67

TABLE XIV-B VITAL STATISTICS, BY CITY, BY RACE, GEORGIA, 1966
POPULATION - 10,000- 74,999

ITEM	DALTON						DECATUR						
	Number			Rate or Ratio *			Number			Rate or Ratio *			
	Total	White	Non-White	Total	White	Non-White	Total	White	Non-White	Total	White	Non-White	
1 Estimated population as of July 1	22,700	20,300	2,400				31,100	27,800	3,300				1
LIVE BIRTHS													
2 Total	649	600	49	28.6	29.6	20.4	402	361	41	12.9	13.0	12.4	2
3 Delivered in hospital	641	594	47	98.8%	99.0%	95.9%	401	361	40	99.8%	100.0%	97.6%	3
4 Delivered in home by physician	6	4	2	0.9%	0.7%	4.1%	1	1	1	0.2%	0%	2.4%	4
5 Delivered in home by midwife	—	—	—	0%	0%	0%	—	—	—	0%	0%	0%	5
6 Other deliveries	2	2	—	0.3%	0.3%	0%	—	—	—	0%	0%	0%	6
7 Immature births	66	57	9	101.7	95.0	183.7	35	27	8	87.1	74.8	195.1	7
8 Live births to unwed mothers	22	12	10	33.9	20.0	204.1	21	9	12	52.2	24.9	292.7	8
FETAL DEATHS													
9 Total	11	11	—	16.9	18.3	0	4	2	2	10.0	5.5	48.8	9
10 Under 20 weeks gestation	1	1	—	1.5	1.7	0	1	1	—	2.5	2.8	0	10
11 20-27 weeks gestation	3	3	—	4.6	5.0	0	—	—	—	0	0	0	11
12 28 weeks and more	4	4	—	6.2	6.7	0	3	1	2	7.5	2.8	48.8	12
13 Unknown length of gestation	3	3	—	4.6	5.0	0	—	—	—	0	0	0	13
DEATHS													
14 Total, all ages	191	169	22	841.4	832.5	916.7	221	200	21	710.6	719.4	636.4	14
15 Under 1 year	23	18	5	35.4	30.0	102.0	4	1	3	10.0	2.8	73.2	15
16 Under 28 days	19	16	3	29.3	26.7	61.2	3	1	2	7.5	2.8	48.8	16
17 Deaths from immaturity	8	6	2	12.3	10.0	40.8	—	—	—	0	0	0	17
18 1-4 years **	3	2	1	—	—	—	1	1	—	—	—	—	18
19 Maternal deaths	—	—	—	0	0	0	1	1	—	24.9	27.7	0	19
CAUSE OF DEATH													
20 Tuberculosis, all forms (001-019)	2	2	—	8.8	9.9	0	—	—	—	0	0	0	20
21 Syphilis and its sequelae (020-029)	—	—	—	0	0	0	—	—	—	0	0	0	21
22 Typhoid fever (040)	—	—	—	0	0	0	—	—	—	0	0	0	22
23 Dysentery, all forms (045-048)	—	—	—	0	0	0	—	—	—	0	0	0	23
24 Scarlet fever (050)	—	—	—	0	0	0	—	—	—	0	0	0	24
25 Streptococcal sore throat (051)	—	—	—	0	0	0	—	—	—	0	0	0	25
26 Diphtheria (055)	—	—	—	0	0	0	—	—	—	0	0	0	26
27 Whooping cough (056)	—	—	—	0	0	0	—	—	—	0	0	0	27
28 Meningococcal infections (057)	—	—	—	0	0	0	—	—	—	0	0	0	28
29 Acute poliomyelitis (080)	—	—	—	0	0	0	—	—	—	0	0	0	29
30 Acute infectious encephalitis (082)	—	—	—	0	0	0	—	—	—	0	0	0	30
31 Smallpox (084)	—	—	—	0	0	0	—	—	—	0	0	0	31
32 Measles (085)	—	—	—	0	0	0	—	—	—	0	0	0	32
33 Typhus and other rickettsial diseases (100-103, 105-108)	—	—	—	0	0	0	—	—	—	0	0	0	33
34 Rocky Mountain spotted fever (104)	—	—	—	0	0	0	—	—	—	0	0	0	34
35 Malaria (110-117)	—	—	—	0	0	0	—	—	—	0	0	0	35
36 All other diseases classified as infective and parasitic (030-039, 041-044, 049, 052-054, 059-074, 081, 083, 086-096, 120-138)	2	1	1	8.8	4.9	41.7	1	1	—	3.2	3.6	0	36
37 Malignant neoplasms, including neoplasms of lymphatic and haematopoietic tissues (140-205)	24	23	1	105.7	113.3	41.7	40	37	3	128.6	133.1	90.9	37
38 Benign and unspecified neoplasms (210-239)	—	—	—	0	0	0	—	—	—	0	0	0	38
39 Diabetes mellitus (260)	1	1	—	4.4	4.9	0	3	2	1	9.6	7.2	30.3	39
40 Pellagra (281)	—	—	—	0	0	0	—	—	—	0	0	0	40
41 Anemias (290-293)	1	1	—	4.4	0	41.7	—	—	—	0	0	0	41
42 Vascular lesions affecting central nervous system (330-334)	26	24	2	114.5	118.2	83.3	34	34	—	109.3	122.3	0	42
43 Nonmeningococcal meningitis (340)	1	—	1	4.4	0	41.7	—	—	—	0	0	0	43
44 Rheumatic fever (400-402)	—	—	—	0	0	0	—	—	—	0	0	0	44
45 Heart diseases (410-443)	61	58	3	268.7	285.7	125.0	87	80	7	279.7	287.8	212.1	45
46 Hypertension without mention of heart (444-447)	—	—	—	0	0	0	2	2	—	6.4	7.2	0	46
47 Influenza and pneumonia (480-483, 490-493)	8	6	2	35.2	29.6	83.3	1	1	1	3.2	0	30.3	47
48 Bronchitis (500-502)	—	—	—	0	0	0	1	1	—	3.2	3.6	0	48
49 Ulcer of stomach and duodenum (540, 541)	—	—	—	0	0	0	2	2	—	6.4	7.2	0	49
50 Appendicitis (550-553)	—	—	—	0	0	0	—	—	—	0	0	0	50
51 Intestinal obstruction and hernia (560, 561, 570)	—	—	—	0	0	0	—	—	—	0	0	0	51
52 Gastritis, duodenitis, enteritis and colitis (except diarrhea of the newborn) (543, 571, 572)	1	1	—	4.4	4.9	0	1	1	—	3.2	3.6	0	52
53 Cirrhosis of liver (581)	5	3	2	22.0	14.8	83.3	—	—	—	0	0	0	53
54 Nephritis and nephrosis (590-594)	1	1	—	4.4	4.9	0	2	1	1	6.4	3.6	30.3	54
55 Hyperplasia of prostate (610)	—	—	—	0	0	0	1	1	—	3.2	3.6	0	55
56 Complications of pregnancy, childbirth and the puerperium (640-652, 670-689)	—	—	—	0	0	0	1	1	—	3.2	3.6	0	56
57 Congenital malformations (750-759)	3	3	—	13.2	14.8	0	—	—	—	0	0	0	57
58 Birth injuries, postnatal asphyxia and atelectasis (760-762)	2	2	—	8.8	9.9	0	2	—	2	6.4	0	60.6	58
59 Infection of the newborn (763-768)	2	1	1	8.8	4.9	41.7	—	—	—	0	0	0	59
60 Other diseases peculiar to early infancy, and immaturity unqualified (769-776)	12	10	2	52.9	49.3	83.3	1	1	—	3.2	3.6	0	60
61 Senility, without mention of psychosis (794)	—	—	—	0	0	0	—	—	—	0	0	0	61
62 Ill-defined and unknown causes (780-793, 795)	5	4	1	22.0	19.7	41.7	2	1	1	6.4	3.6	30.3	62
63 Motor vehicle accidents (E810-E835)	7	7	—	30.8	34.5	0	1	1	—	3.2	3.6	0	63
64 All other accidents (E800-E802, E840-E942)	9	7	2	39.6	34.5	83.3	5	4	1	16.1	14.4	30.3	64
65 Suicide (E963, E970-E979)	1	1	—	4.4	4.9	0	3	3	—	9.6	10.8	0	65
66 Homicide (E964, E980-E985)	5	4	1	22.0	19.7	41.7	1	1	—	3.2	3.6	0	66
67 All other diseases (residual)	12	10	2	52.9	49.3	83.3	23	22	1	74.0	79.1	30.3	67

TABLE XIV-B VITAL STATISTICS, BY CITY, BY RACE, GEORGIA, 1966
POPULATION 10,000 — 74,999

106

ITEM	DUBLIN						EAST POINT						
	Number			Rate or Ratio *			Number			Rate or Ratio *			
	Total	White	Non-White	Total	White	Non-White	Total	White	Non-White	Total	White	Non-White	
1 Estimated population as of July 1	14,300	9,000	5,300				38,500	32,800	5,700				1
LIVE BIRTHS													
2 Total	296	141	155	20.7	15.7	29.2	758	671	87	19.7	20.5	15.3	2
3 Delivered in hospital	242	140	102	81.8	99.3	65.8	753	670	83	99.3	99.9	95.4	3
4 Delivered in home by physician	6	1	5	2.0	0.7	3.2	4	1	3	0.5	0.1	3.4	4
5 Delivered in home by midwife	44	—	44	14.9	0	28.4	1	—	1	0.1	0	1.1	5
6 Other deliveries	4	—	4	1.4	0	2.6	—	—	—	0	0	0	6
7 Immature births	31	9	22	104.7	63.8	141.9	65	52	13	85.8	77.5	149.4	7
8 Live births to unwed mothers	42	4	38	141.9	28.4	245.2	42	13	29	55.4	19.4	333.3	8
FETAL DEATHS													
9 Total	5	1	4	16.9	7.1	25.8	17	17	—	22.4	25.3	0	9
10 Under 20 weeks gestation	—	—	—	0	0	0	10	10	—	13.2	14.9	0	10
11 20-27 weeks gestation	—	—	—	0	0	0	4	4	—	5.3	6.0	0	11
12 28 weeks and more	2	1	1	6.8	7.1	6.5	3	3	—	4.0	4.5	0	12
13 Unknown length of gestation	3	—	3	10.1	0	19.4	—	—	—	0	0	0	13
DEATHS													
14 Total, all ages	184	107	77	1286.7	1188.9	1452.8	276	235	41	716.9	716.5	719.3	14
15 Under 1 year	14	2	12	47.3	14.2	77.4	18	15	3	23.7	22.4	34.5	15
16 Under 28 days	6	1	5	20.3	7.1	32.3	15	13	2	19.8	19.4	23.0	16
17 Deaths from immaturity	4	—	4	13.5	0	25.8	4	3	1	5.3	4.5	11.5	17
18 1-4 years **	1	—	1	—	—	—	1	—	1	—	—	—	18
19 Maternal deaths	—	—	—	0	0	0	—	—	—	0	0	0	19
CAUSE OF DEATH													
20 Tuberculosis, all forms (001-019)	—	—	—	0	0	0	—	—	—	0	0	0	20
21 Syphilis and its sequelae (020-029)	—	—	—	0	0	0	—	—	—	0	0	0	21
22 Typhoid fever (040)	—	—	—	0	0	0	—	—	—	0	0	0	22
23 Dysentery, all forms (045-048)	—	—	—	0	0	0	—	—	—	0	0	0	23
24 Scarlet fever (050)	—	—	—	0	0	0	—	—	—	0	0	0	24
25 Streptococcal sore throat (051)	—	—	—	0	0	0	—	—	—	0	0	0	25
26 Diphtheria (055)	—	—	—	0	0	0	—	—	—	0	0	0	26
27 Whooping cough (056)	—	—	—	0	0	0	—	—	—	0	0	0	27
28 Meningococcal infections (057)	—	—	—	0	0	0	—	—	—	0	0	0	28
29 Acute poliomyelitis (080)	—	—	—	0	0	0	—	—	—	0	0	0	29
30 Acute infectious encephalitis (082)	—	—	—	0	0	0	—	—	—	0	0	0	30
31 Smallpox (084)	—	—	—	0	0	0	—	—	—	0	0	0	31
32 Measles (085)	—	—	—	0	0	0	—	—	—	0	0	0	32
33 Typhus and other rickettsial diseases (100-103, 105-108)	—	—	—	0	0	0	—	—	—	0	0	0	33
34 Rocky Mountain spotted fever (104)	—	—	—	0	0	0	—	—	—	0	0	0	34
35 Malaria (110-117)	—	—	—	0	0	0	—	—	—	0	0	0	35
36 All other diseases classified as infective and parasitic (030-039, 041-044, 049, 052-054, 059-074, 081, 083, 086-096, 120-138)	—	—	—	0	0	0	3	1	2	7.8	3.0	35.1	36
37 Malignant neoplasms, including neoplasms of lymphatic and haematopoietic tissues (140-205)	31	21	10	216.8	233.3	188.7	50	45	5	129.9	137.2	87.7	37
38 Benign and unspecified neoplasms (210-239)	1	1	—	7.0	11.1	0	—	—	—	0	0	0	38
39 Diabetes mellitus (260)	1	—	1	7.0	0	18.9	3	3	—	7.8	9.1	0	39
40 Pellagra (281)	—	—	—	0	0	0	—	—	—	0	0	0	40
41 Anemias (290-293)	1	—	1	7.0	0	18.9	—	—	—	0	0	0	41
42 Vascular lesions affecting central nervous system (330-334)	19	7	12	132.9	77.8	226.4	22	18	4	57.1	54.9	70.2	42
43 Nonmeningococcal meningitis (340)	—	—	—	0	0	0	—	—	—	0	0	0	43
44 Rheumatic fever (400-402)	—	—	—	0	0	0	—	—	—	0	0	0	44
45 Heart diseases (410-443)	72	46	26	503.5	511.1	490.6	103	87	16	267.5	265.2	280.7	45
46 Hypertension without mention of heart (444-447)	—	—	—	0	0	0	—	—	—	0	0	0	46
47 Influenza and pneumonia (480-483, 490-493)	10	3	7	69.9	33.3	132.1	—	—	—	0	0	0	47
48 Bronchitis (500-502)	—	—	—	0	0	0	—	—	—	0	0	0	48
49 Ulcer of stomach and duodenum (540, 541)	1	1	—	7.0	11.1	0	2	2	—	5.2	6.1	0	49
50 Appendicitis (550-553)	—	—	—	0	0	0	—	—	—	0	0	0	50
51 Intestinal obstruction and hernia (560, 561, 570)	3	2	1	21.0	22.2	18.9	—	—	—	0	0	0	51
52 Gastritis, duodenitis, enteritis and colitis (except diarrhea of the newborn) (543, 571, 572)	2	1	1	14.0	11.1	18.9	1	1	—	2.6	3.0	0	52
53 Cirrhosis of liver (581)	—	—	—	0	0	0	3	3	—	7.8	9.1	0	53
54 Nephritis and nephrosis (590-594)	3	3	—	21.0	33.3	0	3	3	—	7.8	0	52.6	54
55 Hyperplasia of prostate (610)	—	—	—	0	0	0	—	—	—	0	0	0	55
56 Complications of pregnancy, childbirth and the puerperium (640-652, 670-689)	—	—	—	0	0	0	—	—	—	0	0	0	56
57 Congenital malformations (750-759)	1	1	—	7.0	11.1	0	—	—	—	0	0	0	57
58 Birth injuries, postnatal asphyxia and atelectasis (760-762)	1	1	—	7.0	11.1	0	6	5	1	15.6	15.2	17.5	58
59 Infection of the newborn (763-768)	1	—	1	7.0	0	18.9	—	—	—	0	0	0	59
60 Other diseases peculiar to early infancy, and immaturity unqualified (769-776)	4	—	4	28.0	0	75.5	8	7	1	20.8	21.3	17.5	60
61 Senility, without mention of psychosis (794)	—	—	—	0	0	0	5	4	1	13.0	12.2	17.5	61
62 Ill-defined and unknown causes (780-793, 795)	—	—	—	0	0	0	4	4	—	10.4	12.2	0	62
63 Motor vehicle accidents (E810-E835)	8	4	4	55.9	44.4	75.5	8	7	1	20.8	21.3	17.5	63
64 All other accidents (E800-E802, E840-E962)	3	1	2	21.0	11.1	37.7	6	4	2	15.6	12.2	35.1	64
65 Suicide (E963, E970-E979)	—	—	—	0	0	0	3	3	—	7.8	9.1	0	65
66 Homicide (E964, E980-E985)	3	—	3	21.0	0	56.6	—	—	—	0	0	0	66
67 All other diseases (residual)	19	15	4	132.9	166.7	75.5	29	27	2	75.3	82.3	35.1	67

TABLE XIV-B VITAL STATISTICS, BY CITY, BY RACE, GEORGIA, 1966
POPULATION 10,000— 74,999

ITEM	FOREST PARK						GAINESVILLE						
	Number			Rate or Ratio *			Number			Rate or Ratio *			
	Total	White	Non-White	Total	White	Non-White	Total	White	Non-White	Total	White	Non-White	
1 Estimated population as of July 1	22,000	20,600	1,400				18,200	13,800	4,400				1
LIVE BIRTHS													
2 Total	434	402	32	19.7	19.5	22.9	352	227	125	19.3	16.4	28.4	2
3 Delivered in hospital	434	402	32	100.0%	100.0%	100.0%	350	226	124	99.4%	99.6%	99.2%	3
4 Delivered in home by physician	—	—	—	0%	0%	0%	2	1	1	0.6%	0.4%	0.9%	4
5 Delivered in home by midwife	—	—	—	0%	0%	0%	—	—	—	0%	0%	0%	5
6 Other deliveries	—	—	—	0%	0%	0%	—	—	—	0%	0%	0%	6
7 Immature births	28	25	3	64.5	62.2	93.8	36	17	19	102.3	74.9	152.0	7
8 Live births to unwed mothers	18	9	9	41.5	22.4	281.3	59	8	51	167.6	35.2	408.0	8
FETAL DEATHS													
9 Total	17	17	—	39.2	42.3	0	10	4	6	28.4	17.6	48.0	9
10 Under 20 weeks gestation	9	9	—	20.7	22.4	0	—	—	—	0	0	0	10
11 20-27 weeks gestation	5	5	—	11.5	12.4	0	5	2	3	14.2	8.8	24.0	11
12 28 weeks and more	3	3	—	6.9	7.5	0	5	2	3	14.2	8.8	24.0	12
13 Unknown length of gestation	—	—	—	0	0	0	—	—	—	0	0	0	13
DEATHS													
14 Total, all ages	82	70	12	372.7	339.8	857.1	158	107	51	868.1	775.4	1159.1	14
15 Under 1 year	10	9	1	23.0	22.4	31.3	10	6	4	28.4	26.4	32.0	15
16 Under 28 days	8	7	1	18.4	17.4	31.3	6	4	2	17.0	17.6	16.0	16
17 Deaths from immaturity	2	1	1	4.6	2.5	31.3	3	3	—	8.5	13.2	0	17
18 1-4 years **	1	1	—	—	—	—	—	—	—	—	—	—	18
19 Maternal deaths	—	—	—	0	0	0	—	—	—	0	0	0	19
CAUSE OF DEATH													
20 Tuberculosis, all forms (001-019)	—	—	—	0	0	0	1	—	1	5.5	0	22.7	20
21 Syphilis and its sequelae (020-029)	—	—	—	0	0	0	—	—	—	0	0	0	21
22 Typhoid fever (040)	—	—	—	0	0	0	—	—	—	0	0	0	22
23 Dysentery, all forms (045-048)	—	—	—	0	0	0	—	—	—	0	0	0	23
24 Scarlet fever (050)	—	—	—	0	0	0	—	—	—	0	0	0	24
25 Streptococcal sore throat (051)	—	—	—	0	0	0	—	—	—	0	0	0	25
26 Diphtheria (055)	—	—	—	0	0	0	—	—	—	0	0	0	26
27 Whooping cough (056)	—	—	—	0	0	0	—	—	—	0	0	0	27
28 Meningococcal infections (057)	—	—	—	0	0	0	—	—	—	0	0	0	28
29 Acute poliomyelitis (080)	—	—	—	0	0	0	—	—	—	0	0	0	29
30 Acute infectious encephalitis (082)	—	—	—	0	0	0	—	—	—	0	0	0	30
31 Smallpox (084)	—	—	—	0	0	0	—	—	—	0	0	0	31
32 Measles (085)	—	—	—	0	0	0	—	—	—	0	0	0	32
33 Typhus and other rickettsial diseases (100-103, 105-108)	—	—	—	0	0	0	—	—	—	0	0	0	33
34 Rocky Mountain spotted fever (104)	—	—	—	0	0	0	—	—	—	0	0	0	34
35 Malaria (110-117)	—	—	—	0	0	0	—	—	—	0	0	0	35
36 All other diseases classified as infective and parasitic (030-039, 041-044, 049, 052-054, 059-074, 081, 083, 086-096, 120-138)	—	—	—	0	0	0	1	—	1	5.5	0	22.7	36
37 Malignant neoplasms, including neoplasms of lymphatic and haematopoietic tissues (140-205)	9	8	1	40.9	38.8	71.4	22	19	3	120.9	137.7	68.2	37
38 Benign and unspecified neoplasms (210-239)	1	1	—	4.5	4.9	0	—	—	—	0	0	0	38
39 Diabetes mellitus (260)	—	—	—	0	0	0	5	—	5	27.5	0	113.6	39
40 Pellagra (281)	—	—	—	0	0	0	—	—	—	0	0	0	40
41 Anemias (290-293)	—	—	—	0	0	0	1	1	—	5.5	7.2	0	41
42 Vascular lesions affecting central nervous system (330-334)	10	7	3	45.5	34.0	214.3	24	16	8	131.9	115.9	181.8	42
43 Nonmeningococcal meningitis (340)	—	—	—	0	0	0	1	—	1	5.5	0	22.7	43
44 Rheumatic fever (400-402)	—	—	—	0	0	0	—	—	—	0	0	0	44
45 Heart diseases (410-443)	25	21	4	113.6	101.9	285.7	50	38	12	274.7	275.4	272.7	45
46 Hypertension without mention of heart (444-447)	1	1	—	4.5	4.9	0	1	1	—	5.5	7.2	0	46
47 Influenza and pneumonia (480-483, 490-493)	2	2	—	9.1	9.7	0	—	—	—	0	0	0	47
48 Bronchitis (500-502)	—	—	—	0	0	0	—	—	—	0	0	0	48
49 Ulcer of stomach and duodenum (540, 541)	1	—	1	4.5	0	71.4	—	—	—	0	0	0	49
50 Appendicitis (550-553)	—	—	—	0	0	0	—	—	—	0	0	0	50
51 Intestinal obstruction and hernia (560, 561, 570)	1	1	—	4.5	4.9	0	—	—	—	0	0	0	51
52 Gastritis, duodenitis, enteritis and colitis (except diarrhea of the newborn) (543, 571, 572)	—	—	—	0	0	0	1	—	1	5.5	0	22.7	52
53 Cirrhosis of liver (581)	2	2	—	9.1	9.7	0	2	1	1	11.0	7.2	22.7	53
54 Nephritis and nephrosis (590-594)	1	1	—	4.5	4.9	0	1	—	1	5.5	0	22.7	54
55 Hyperplasia of prostate (610)	—	—	—	0	0	0	—	—	—	0	0	0	55
56 Complications of pregnancy, childbirth and the puerperium (640-652, 670-689)	—	—	—	0	0	0	—	—	—	0	0	0	56
57 Congenital malformations (750-759)	2	2	—	9.1	9.7	0	1	1	—	5.5	7.2	0	57
58 Birth injuries, postnatal asphyxia and atelectasis (760-762)	2	2	—	9.1	9.7	0	2	1	1	11.0	7.2	22.7	58
59 Infection of the newborn (763-768)	—	—	—	0	0	0	1	—	1	5.5	0	22.7	59
60 Other diseases peculiar to early infancy, and immaturity unqualified (769-776)	6	5	1	27.3	24.3	71.4	3	3	—	16.5	21.7	0	60
61 Senility, without mention of psychosis (794)	—	—	—	0	0	0	—	—	—	0	0	0	61
62 Ill-defined and unknown causes (780-793, 795)	—	—	—	0	0	0	1	1	—	5.5	7.2	0	62
63 Motor vehicle accidents (E810-E835)	8	7	1	36.4	34.0	71.4	4	3	1	22.0	21.7	22.7	63
64 All other accidents (E800-E802, E840-E962)	2	2	—	9.1	9.7	0	4	3	1	22.0	21.7	22.7	64
65 Suicide (E963, E970-E979)	2	2	—	9.1	9.7	0	—	—	—	0	0	0	65
66 Homicide (E964, E980-E985)	1	1	—	4.5	4.9	0	3	2	1	16.5	14.5	22.7	66
67 All other diseases (residual)	6	5	1	27.3	24.3	71.4	19	10	9	104.4	72.5	204.5	67

TABLE XIV-B VITAL STATISTICS, BY CITY, BY RACE, GEORGIA, 1966
POPULATION 10,000- 74,999

ITEM	GRIFFIN						HAPEVILLE						
	Number			Rate or Ratio *			Number			Rate or Ratio *			
	Total	White	Non-White	Total	White	Non-White	Total	White	Non-White	Total	White	Non-White	
1 Estimated population as of July 1	24,300	15,300	9,000				10,700	10,500	200				1
LIVE BIRTHS													
2 Total	566	346	220	23.3	22.6	24.4	177	171	6	16.5	16.3	30.0	2
3 Delivered in hospital	461	335	126	81.4%	96.8%	57.3%	175	169	6	98.9%	98.8%	100.0%	3
4 Delivered in home by physician	4	1	3	0.7%	0.3%	1.4%	2	2	-	1.1%	1.2%	0%	4
5 Delivered in home by midwife	100	10	90	17.7%	2.9%	40.9%	-	-	-	0%	0%	0%	5
6 Other deliveries	1	-	1	0.2%	0%	0.5%	-	-	-	0%	0%	0%	6
7 Immature births	71	33	38	125.4	95.4	172.7	14	14	-	79.1	81.9	0	7
8 Live births to unwed mothers	66	13	53	116.6	37.6	240.9	6	4	2	33.9	23.4	333.3	8
FETAL DEATHS													
9 Total	43	29	14	76.0	83.8	63.6	2	2	-	11.3	11.7	0	9
10 Under 20 weeks gestation	19	16	3	33.6	46.2	13.6	-	-	-	0	0	0	10
11 20-27 weeks gestation	11	6	5	19.4	17.3	22.7	1	1	-	5.6	5.8	0	11
12 28 weeks and more	9	4	5	15.9	11.6	22.7	1	1	-	5.6	5.8	0	12
13 Unknown length of gestation	4	3	1	7.1	8.7	4.5	-	-	-	0	0	0	13
DEATHS													
14 Total, all ages	295	190	105	214.0	241.8	1166.7	79	78	1	738.3	742.9	500.0	14
15 Under 1 year	18	5	13	31.8	14.5	59.1	6	6	-	33.9	35.1	0	15
16 Under 28 days	12	5	7	21.2	14.5	31.8	3	3	-	16.9	17.5	0	16
17 Deaths from immaturity	3	2	1	5.3	5.8	4.5	-	-	-	0	0	0	17
18 1-4 years **	4	2	2	-	-	-	-	-	-	-	-	-	18
19 Maternal deaths	-	-	-	0	0	0	-	-	-	0	0	0	19
CAUSE OF DEATH													
20 Tuberculosis, all forms (001-019)	1	-	1	4.1	0	11.1	-	-	-	0	0	0	20
21 Syphilis and its sequelae (020-029)	-	-	-	0	0	0	-	-	-	0	0	0	21
22 Typhoid fever (040)	-	-	-	0	0	0	-	-	-	0	0	0	22
23 Dysentery, all forms (045-048)	-	-	-	0	0	0	-	-	-	0	0	0	23
24 Scarlet fever (050)	-	-	-	0	0	0	-	-	-	0	0	0	24
25 Streptococcal sore throat (051)	-	-	-	0	0	0	-	-	-	0	0	0	25
26 Diphtheria (055)	-	-	-	0	0	0	-	-	-	0	0	0	26
27 Whooping cough (056)	-	-	-	0	0	0	-	-	-	0	0	0	27
28 Meningococcal infections (057)	2	2	-	8.2	0	22.2	-	-	-	0	0	0	28
29 Acute poliomyelitis (080)	-	-	-	0	0	0	-	-	-	0	0	0	29
30 Acute infectious encephalitis (082)	-	-	-	0	0	0	-	-	-	0	0	0	30
31 Smallpox (084)	-	-	-	0	0	0	-	-	-	0	0	0	31
32 Measles (085)	-	-	-	0	0	0	-	-	-	0	0	0	32
33 Typhus and other rickettsial diseases (100-103, 105-108)	-	-	-	0	0	0	-	-	-	0	0	0	33
34 Rocky Mountain spotted fever (104)	-	-	-	0	0	0	-	-	-	0	0	0	34
35 Malaria (110-117)	-	-	-	0	0	0	-	-	-	0	0	0	35
36 All other diseases classified as infective and parasitic (030-039, 041-044, 049, 052-054, 059-074, 081, 083, 086-096, 120-138)	1	-	1	4.1	0	11.1	-	-	-	0	0	0	36
37 Malignant neoplasms, including neoplasms of lymphatic and haemopoietic tissues (140-205)	43	31	12	177.0	202.6	133.3	13	13	-	121.5	123.8	0	37
38 Benign and unspecified neoplasms (210-239)	-	-	-	0	0	0	-	-	-	0	0	0	38
39 Diabetes mellitus (260)	-	-	-	0	0	0	2	2	-	18.7	19.0	0	39
40 Pellagra (281)	-	-	-	0	0	0	-	-	-	0	0	0	40
41 Anemias (290-293)	1	1	-	4.1	6.5	0	-	-	-	0	0	0	41
42 Vascular lesions affecting central nervous system (330-334)	64	41	23	263.4	268.0	255.6	5	4	1	46.7	38.1	500.0	42
43 Nonmeningococcal meningitis (340)	1	1	-	4.1	6.5	0	-	-	-	0	0	0	43
44 Rheumatic fever (400-402)	-	-	-	0	0	0	-	-	-	0	0	0	44
45 Heart diseases (410-443)	94	72	22	386.8	470.6	244.4	28	28	-	261.7	266.7	0	45
46 Hypertension without mention of heart (444-447)	-	-	-	0	0	0	2	2	-	18.7	19.0	0	46
47 Influenza and pneumonia (480-483, 490-493)	9	2	7	37.0	13.1	77.8	-	-	-	0	0	0	47
48 Bronchitis (500-502)	-	-	-	0	0	0	1	1	-	9.3	9.5	0	48
49 Ulcer of stomach and duodenum (540, 541)	1	1	-	4.1	6.5	0	1	1	-	9.3	9.5	0	49
50 Appendicitis (550-553)	-	-	-	0	0	0	-	-	-	0	0	0	50
51 Intestinal obstruction and hernia (560, 561, 570)	1	-	1	4.1	0	11.1	1	1	-	9.3	9.5	0	51
52 Gastritis, duodenitis, enteritis and colitis (except diarrhea of the newborn) (543, 571, 572)	4	1	3	16.5	6.5	33.3	-	-	-	0	0	0	52
53 Cirrhosis of liver (581)	2	1	1	8.2	6.5	11.1	-	-	-	0	0	0	53
54 Nephritis and nephrosis (590-594)	1	-	1	4.1	0	11.1	-	-	-	0	0	0	54
55 Hyperplasia of prostate (610)	-	-	-	0	0	0	-	-	-	0	0	0	55
56 Complications of pregnancy, childbirth and the puerperium (640-652, 670-689)	-	-	-	0	0	0	-	-	-	0	0	0	56
57 Congenital malformations (750-759)	5	2	3	20.6	13.1	33.3	3	3	-	28.0	28.6	0	57
58 Birth injuries, postnatal asphyxia and atelectasis (760-762)	1	1	-	4.1	6.5	0	1	1	-	9.3	9.5	0	58
59 Infection of the newborn (763-768)	1	-	1	4.1	0	11.1	-	-	-	0	0	0	59
60 Other diseases peculiar to early infancy, and immaturity unqualified (769-776)	7	3	4	28.8	19.6	44.4	1	1	-	9.3	9.5	0	60
61 Senility, without mention of psychosis (794)	1	-	1	4.1	0	11.1	-	-	-	0	0	0	61
62 Ill-defined and unknown causes (780-793, 795)	-	-	-	0	0	0	-	-	-	0	0	0	62
63 Motor vehicle accidents (E810-E835)	8	3	5	32.9	19.6	55.6	-	-	-	0	0	0	63
64 All other accidents (E800-E802, E840-E962)	9	3	6	37.0	19.6	66.7	2	2	-	18.7	19.0	0	64
65 Suicide (E963, E970-E979)	3	3	-	12.3	19.6	0	3	3	-	28.0	28.6	0	65
66 Homicide (E964, E980-E985)	4	2	2	16.5	13.1	22.2	-	-	-	0	0	0	66
67 All other diseases (residual)	31	22	9	127.6	143.8	100.0	11	11	-	102.8	104.8	0	67

TABLE XIV-B VITAL STATISTICS, BY CITY, BY RACE, GEORGIA, 1966
POPULATION 10,000- 74,999

ITEM	LAGRANGE						MARIETTA						
	Number			Rate or Ratio *			Number			Rate or Ratio *			
	Total	White	Non-White	Total	White	Non-White	Total	White	Non-White	Total	White	Non-White	
1 Estimated population as of July 1	23,800	15,300	8,500				36,800	22,400	14,400				1
LIVE BIRTHS													
2 Total	463	287	181	19.7	18.8	21.3	612	519	93	16.6	16.0	21.1	2
3 Delivered in hospital	395	285	110	84.4%	99.3%	60.8%	610	513	92	99.7%	99.8%	98.9%	3
4 Delivered in home by physician	2	1	7	1.7%	0.3%	3.9%	2	1	1	0.3%	0.2%	1.1%	4
5 Delivered in home by midwife	54	1	63	13.7%	0.3%	34.8%	—	—	—	0%	0%	0%	5
6 Other deliveries	1	—	1	0.2%	0%	0.6%	—	—	—	0%	0%	0%	6
7 Immature births	47	23	24	100.4	80.1	132.6	62	44	18	101.3	84.8	193.5	7
8 Live births to unwed mothers	50	6	44	106.8	20.9	243.1	29	15	14	47.4	28.9	150.5	8
FETAL DEATHS													
9 Total	29	20	9	62.0	69.7	49.7	10	8	2	16.3	15.4	21.5	9
10 Under 20 weeks gestation	19	14	4	39.5	48.8	22.1	—	—	—	0	0	0	10
11 20-27 weeks gestation	1	1	—	2.1	3.5	0	1	1	—	1.6	1.9	0	11
12 28 weeks and more	9	4	5	19.2	13.9	27.6	3	3	—	4.9	5.8	0	12
13 Unknown length of gestation	1	1	—	2.1	3.5	0	6	4	2	9.8	7.7	21.5	13
DEATHS													
14 Total, all ages	279	176	103	172.3	150.3	1211.8	225	169	56	611.4	521.6	1272.7	14
15 Under 1 year	20	9	11	42.7	31.4	60.8	14	12	2	22.9	23.1	21.5	15
16 Under 28 days	13	8	5	27.8	27.9	27.6	13	11	2	21.2	21.2	21.5	16
17 Deaths from immaturity	2	1	1	4.3	3.5	5.5	4	3	1	6.5	5.8	10.8	17
18 1-4 years **	5	1	4	—	—	—	2	—	2	—	—	—	18
19 Maternal deaths	—	—	—	0	0	0	—	—	—	0	0	0	19
CAUSE OF DEATH													
20 Tuberculosis, all forms (001-019)	1	—	1	4.2	0	11.8	—	—	—	0	0	0	20
21 Syphilis and its sequelae (020-029)	—	—	—	0	0	0	—	—	—	0	0	0	21
22 Typhoid fever (040)	—	—	—	0	0	0	—	—	—	0	0	0	22
23 Dysentery, all forms (045-048)	—	—	—	0	0	0	—	—	—	0	0	0	23
24 Scarlet fever (050)	—	—	—	0	0	0	—	—	—	0	0	0	24
25 Streptococcal sore throat (051)	—	—	—	0	0	0	—	—	—	0	0	0	25
26 Diphtheria (055)	—	—	—	0	0	0	—	—	—	0	0	0	26
27 Whooping cough (056)	—	—	—	0	0	0	—	—	—	0	0	0	27
28 Meningococcal infections (057)	—	—	—	0	0	0	—	—	—	0	0	0	28
29 Acute poliomyelitis (080)	—	—	—	0	0	0	—	—	—	0	0	0	29
30 Acute infectious encephalitis (082)	—	—	—	0	0	0	—	—	—	0	0	0	30
31 Smallpox (084)	—	—	—	0	0	0	—	—	—	0	0	0	31
32 Measles (085)	—	—	—	0	0	0	—	—	—	0	0	0	32
33 Typhus and other rickettsial diseases (100-103, 105-108)	—	—	—	0	0	0	—	—	—	0	0	0	33
34 Rocky Mountain spotted fever (104)	—	—	—	0	0	0	—	—	—	0	0	0	34
35 Malaria (110-117)	—	—	—	0	0	0	—	—	—	0	0	0	35
36 All other diseases classified as infective and parasitic (030-039, 041-044, 049, 052-054, 059-074, 081, 083, 086-096, 120-138)	—	—	—	0	0	0	—	—	—	0	0	0	36
37 Malignant neoplasms, including neoplasms of lymphatic and haematopoietic tissues (140-205)	41	25	16	172.3	163.4	188.2	35	28	7	95.1	86.4	159.1	37
38 Benign and unspecified neoplasms (210-239)	4	2	2	16.8	13.1	23.5	1	1	—	2.7	3.1	0	38
39 Diabetes mellitus (260)	3	2	1	12.6	13.1	11.8	0	4	2	16.3	12.3	45.5	39
40 Pellagra (281)	—	—	—	0	0	0	—	—	—	0	0	0	40
41 Anemias (290-293)	1	—	1	4.2	0	11.8	1	1	—	2.7	3.1	0	41
42 Vascular lesions affecting central nervous system (330-334)	49	27	22	205.9	176.5	258.8	28	22	6	76.1	67.9	136.4	42
43 Nonmeningococcal meningitis (340)	1	—	1	4.2	0	11.8	—	—	—	0	0	0	43
44 Rheumatic fever (400-402)	—	—	—	0	0	0	—	—	—	0	0	0	44
45 Heart diseases (410-443)	94	70	24	395.0	457.5	282.4	73	52	21	198.4	160.5	477.3	45
46 Hypertension without mention of heart (444-447)	4	1	3	16.8	6.5	35.3	1	—	1	2.7	0	22.7	46
47 Influenza and pneumonia (480-483, 490-493)	14	5	9	58.8	32.7	105.9	—	—	—	0	0	0	47
48 Bronchitis (500-502)	—	—	—	0	0	0	1	1	—	2.7	3.1	0	48
49 Ulcer of stomach and duodenum (540, 541)	—	—	—	0	0	0	1	1	—	2.7	3.1	0	49
50 Appendicitis (550-553)	2	2	—	8.4	13.1	0	—	—	—	0	0	0	50
51 Intestinal obstruction and hernia (560, 561, 570)	2	2	—	8.4	13.1	0	3	3	—	8.2	9.3	0	51
52 Gastritis, duodenitis, enteritis and colitis (except diarrhea of the newborn) (543, 571, 572)	3	2	1	12.6	13.1	11.8	—	—	—	0	0	0	52
53 Cirrhosis of liver (581)	3	2	1	12.6	13.1	11.8	4	3	1	10.9	9.3	22.7	53
54 Nephritis and nephrosis (590-594)	2	1	1	8.4	6.5	11.8	2	1	1	5.4	3.1	22.7	54
55 Hyperplasia of prostate (610)	—	—	—	0	0	0	1	1	—	2.7	3.1	0	55
56 Complications of pregnancy, childbirth and the puerperium (640-652, 670-689)	—	—	—	0	0	0	—	—	—	0	0	0	56
57 Congenital malformations (750-759)	4	3	1	16.8	19.6	11.8	4	3	1	10.9	9.3	22.7	57
58 Birth injuries, postnatal asphyxia and atelectasis (760-762)	3	3	—	12.6	19.6	0	4	3	1	10.9	9.3	22.7	58
59 Infection of the newborn (763-768)	—	—	—	0	0	0	—	—	—	0	0	0	59
60 Other diseases peculiar to early infancy, and immaturity unqualified (769-776)	4	2	2	16.8	13.1	23.5	7	6	1	19.0	18.5	22.7	60
61 Senility, without mention of psychosis (794)	—	—	—	0	0	0	—	—	—	0	0	0	61
62 Ill-defined and unknown causes (780-793, 795)	—	—	—	0	0	0	4	2	2	10.9	6.2	45.5	62
63 Motor vehicle accidents (E810-E835)	5	4	1	21.0	26.1	11.8	5	5	—	13.6	15.4	0	63
64 All other accidents (E800-E802, E840-E962)	7	5	2	29.4	32.7	23.5	6	5	1	16.3	15.4	22.7	64
65 Suicide (E963, E970-E979)	4	4	—	16.8	26.1	0	8	7	1	21.7	21.6	22.7	65
66 Homicide (E964, E980-E985)	9	2	7	37.8	13.1	82.4	4	—	4	10.9	0	90.9	66
67 All other diseases (residual)	19	12	7	79.8	78.4	82.4	17	12	5	46.2	37.0	113.6	67

TABLE XIV-B VITAL STATISTICS, BY CITY, BY RACE, GEORGIA, 1966
POPULATION 10,000- 74,999

110

ITEM	MILLEDGEVILLE						MOULTRIE						
	Number			Rate or Ratio *			Number			Rate or Ratio *			
	Total	White	Non-White	Total	White	Non-White	Total	White	Non-White	Total	White	Non-White	
1 Estimated population as of July 1	14,400	8,700	5,700				15,700	10,200	5,500				1
LIVE BIRTHS													
2 Total	347	138	209	24.1	15.9	36.7	351	196	155	22.4	19.2	28.2	2
3 Delivered in hospital	314	138	176	90.5%	100.0%	84.2%	225	192	33	64.1%	98.0%	21.3%	3
4 Delivered in home by physician	3	-	3	0.9%	0%	1.4%	1	-	1	0.3%	0%	0.6%	4
5 Delivered in home by midwife	30	-	30	8.6%	0%	14.4%	175	4	121	35.6%	2.0%	78.1%	5
6 Other deliveries	-	-	-	0%	0%	0%	-	-	-	0%	0%	0%	6
7 Immature births	36	9	27	103.7	65.2	129.2	43	14	29	122.5	71.4	187.1	7
8 Live births to unwed mothers	61	3	58	175.8	21.7	277.5	40	2	38	114.0	10.2	245.2	8
FETAL DEATHS													
9 Total	12	4	8	34.6	29.0	38.3	5	2	3	14.2	10.2	19.4	9
10 Under 20 weeks gestation	-	-	-	0	0	0	-	-	-	0	0	0	10
11 20-27 weeks gestation	3	2	1	8.6	14.5	4.8	2	-	2	5.7	0	12.9	11
12 28 weeks and more	4	1	3	11.5	7.2	14.4	1	1	-	2.8	5.1	0	12
13 Unknown length of gestation	5	1	4	14.4	7.2	19.1	2	1	1	5.7	5.1	6.5	13
DEATHS													
14 Total, all ages	116	47	69	805.6	540.2	1210.5	139	89	50	885.4	872.5	909.1	14
15 Under 1 year	9	2	7	25.9	14.5	33.5	13	2	11	37.0	10.2	71.0	15
16 Under 28 days	3	2	1	8.6	14.5	4.8	8	2	6	22.8	10.2	38.7	16
17 Deaths from immaturity	-	-	-	0	0	0	1	1	-	2.8	5.1	0	17
18 1-4 years **	1	-	1	0	0	0	1	1	-	0	0	0	18
19 Maternal deaths	-	-	-	0	0	0	-	-	-	0	0	0	19
CAUSE OF DEATH													
20 Tuberculosis, all forms (001-019)	-	-	-	0	0	0	-	-	-	0	0	0	20
21 Syphilis and its sequelae (020-029)	-	-	-	0	0	0	-	-	-	0	0	0	21
22 Typhoid fever (040)	-	-	-	0	0	0	-	-	-	0	0	0	22
23 Dysentery, all forms (045-048)	-	-	-	0	0	0	-	-	-	0	0	0	23
24 Scarlet fever (050)	-	-	-	0	0	0	-	-	-	0	0	0	24
25 Streptococcal sore throat (051)	-	-	-	0	0	0	-	-	-	0	0	0	25
26 Diphtheria (055)	-	-	-	0	0	0	-	-	-	0	0	0	26
27 Whooping cough (056)	-	-	-	0	0	0	-	-	-	0	0	0	27
28 Meningococcal infections (057)	-	-	-	0	0	0	-	-	-	0	0	0	28
29 Acute poliomyelitis (080)	-	-	-	0	0	0	-	-	-	0	0	0	29
30 Acute infectious encephalitis (082)	-	-	-	0	0	0	-	-	-	0	0	0	30
31 Smallpox (084)	-	-	-	0	0	0	-	-	-	0	0	0	31
32 Measles (085)	-	-	-	0	0	0	-	-	-	0	0	0	32
33 Typhus and other rickettsial diseases (100-103, 105-108)	-	-	-	0	0	0	-	-	-	0	0	0	33
34 Rocky Mountain spotted fever (104)	-	-	-	0	0	0	-	-	-	0	0	0	34
35 Malaria (110-117)	-	-	-	0	0	0	-	-	-	0	0	0	35
36 All other diseases classified as infective and parasitic (030-039, 041-044, 049, 052-054, 059-074, 081, 083, 086-096, 120-138)	-	-	-	0	0	0	-	-	-	0	0	0	36
37 Malignant neoplasms, including neoplasms of lymphatic and haematopoietic tissues (140-205)	12	7	5	83.3	80.5	87.7	17	12	5	108.3	117.6	90.9	37
38 Benign and unspecified neoplasms (210-239)	-	-	-	0	0	0	-	-	-	0	0	0	38
39 Diabetes mellitus (260)	2	1	1	13.9	11.5	17.5	1	1	-	6.4	9.8	0	39
40 Pellagra (281)	-	-	-	0	0	0	-	-	-	0	0	0	40
41 Anemias (290-293)	-	-	-	0	0	0	1	1	-	6.4	9.8	0	41
42 Vascular lesions affecting central nervous system (330-334)	21	7	14	145.8	80.5	245.6	14	11	3	89.2	107.8	54.5	42
43 Nonmeningococcal meningitis (340)	-	-	-	0	0	0	-	-	-	0	0	0	43
44 Rheumatic fever (400-402)	-	-	-	0	0	0	1	-	1	6.4	0	18.2	44
45 Heart diseases (410-443)	43	19	24	298.6	218.4	421.1	54	38	16	343.9	372.5	290.9	45
46 Hypertension without mention of heart (444-447)	-	-	-	0	0	0	1	1	-	6.4	9.8	0	46
47 Influenza and pneumonia (480-483, 490-493)	12	1	11	83.3	11.5	193.0	-	-	-	0	0	0	47
48 Bronchitis (500-502)	-	-	-	0	0	0	-	-	-	0	0	0	48
49 Ulcer of stomach and duodenum (540, 541)	-	-	-	0	0	0	1	1	-	6.4	9.8	0	49
50 Appendicitis (550-553)	-	-	-	0	0	0	1	-	1	6.4	0	18.2	50
51 Intestinal obstruction and hernia (560, 561, 570)	-	-	-	0	0	0	-	-	-	0	0	0	51
52 Gastritis, duodenitis, enteritis and colitis (except diarrhea of the newborn) (543, 571, 572)	-	-	-	0	0	0	2	-	2	12.7	0	36.4	52
53 Cirrhosis of liver (581)	1	-	1	6.9	0	17.5	1	-	1	6.4	0	18.2	53
54 Nephritis and nephrosis (590-594)	2	-	2	13.9	0	35.1	-	-	-	0	0	0	54
55 Hyperplasia of prostate (610)	-	-	-	0	0	0	3	1	2	19.1	9.8	36.4	55
56 Complications of pregnancy, childbirth and the puerperium (640-652, 670-689)	-	-	-	0	0	0	-	-	-	0	0	0	56
57 Congenital malformations (750-759)	2	1	1	13.9	11.5	17.5	-	-	-	0	0	0	57
58 Birth injuries, postnatal asphyxia and atelectasis (760-762)	1	1	-	6.9	11.5	0	3	-	3	19.1	0	54.5	58
59 Infection of the newborn (763-768)	-	-	-	0	0	0	2	1	1	12.7	9.8	18.2	59
60 Other diseases peculiar to early infancy, and immaturity unqualified (769-776)	-	-	-	0	0	0	1	1	-	6.4	9.8	0	60
61 Senility, without mention of psychosis (794)	-	-	-	0	0	0	-	-	-	0	0	0	61
62 Ill-defined and unknown causes (780-793, 795)	-	-	-	0	0	0	2	-	2	12.7	0	36.4	62
63 Motor vehicle accidents (E810-E835)	5	3	2	34.7	34.5	35.1	3	3	-	19.1	29.4	0	63
64 All other accidents (E800-E802, E840-E862)	4	2	2	27.8	23.0	35.1	13	7	6	82.8	68.6	109.1	64
65 Suicide (E963, E970-E979)	1	-	1	6.9	0	17.5	2	2	-	12.7	19.6	0	65
66 Homicide (E964, E980-E985)	2	1	1	13.9	11.5	17.5	-	-	-	0	0	0	66
67 All other diseases (residual)	8	4	4	55.6	46.0	70.2	13	8	5	82.8	78.4	90.9	67

TABLE XIV-B VITAL STATISTICS, BY CITY, BY RACE, GEORGIA, 1966
POPULATION 10,000- 74,999

ITEM	NEWMAN						ROME					
	Number			Rate or Ratio *			Number			Rate or Ratio *		
	Total	White	Non-White	Total	White	Non-White	Total	White	Non-White	Total	White	Non-White
1 Estimated population as of July 1	12,900	7,900	5,000				33,900	25,200	8,700			
LIVE BIRTHS												
2 Total	231	127	104	17.9	16.1	20.8	606	414	192	17.9	16.4	22.1
3 Delivered in hospital	195	126	69	84.4%	99.2%	66.3%	603	411	192	99.5%	99.3%	100.0%
4 Delivered in home by physician	2	1	1	0.9%	0.8%	1.0%	3	3	0	0.5%	0.7%	0.0%
5 Delivered in home by midwife	34	—	34	14.7%	0%	32.7%	—	—	—	0%	0%	0%
6 Other deliveries	—	—	—	0%	0%	0%	—	—	—	0%	0%	0%
7 Immature births	10	16	14	129.9	126.0	134.6	80	41	39	132.0	99.0	203.1
8 Live births to unwed mothers	23	4	19	99.6	31.5	182.7	56	9	47	92.4	21.7	244.8
FETAL DEATHS												
9 Total	3	3	—	13.0	23.6	0	14	10	4	23.1	24.2	20.8
10 Under 20 weeks gestation	—	—	—	0	0	0	—	—	—	0	0	0
11 20-27 weeks gestation	—	—	—	0	0	0	7	4	3	11.6	9.7	15.6
12 28 weeks and more	2	2	—	8.7	15.7	0	7	6	1	11.6	14.5	5.2
13 Unknown length of gestation	1	1	—	4.3	7.9	0	—	—	—	0	0	0
DEATHS												
14 Total, all ages	155	105	50	1201.6	1329.1	1000.0	407	311	96	1200.6	1234.1	1103.4
15 Under 1 year	9	3	5	34.6	23.6	48.1	19	15	4	31.4	36.2	20.8
16 Under 20 days	7	2	5	30.3	15.7	48.1	16	14	2	26.4	33.9	10.4
17 Death from immaturity	2	—	2	8.7	0	19.2	6	6	—	9.9	14.5	0
18 1-4 years **	—	—	—	0	0	0	4	2	2	—	—	—
19 Maternal deaths	—	—	—	0	0	0	1	1	—	16.5	24.2	0
CAUSE OF DEATH												
20 Tuberculosis, all forms (001-019)	—	—	—	0	0	0	2	1	1	5.9	4.0	11.5
21 Syphilis and its sequelae (020-029)	—	—	—	0	0	0	1	—	1	2.9	0	11.5
22 Typhoid fever (040)	—	—	—	0	0	0	—	—	—	0	0	0
23 Dysentery, all forms (045-048)	—	—	—	0	0	0	—	—	—	0	0	0
24 Scarlet fever (050)	—	—	—	0	0	0	—	—	—	0	0	0
25 Streptococcal sore throat (051)	—	—	—	0	0	0	—	—	—	0	0	0
26 Diphtheria (055)	—	—	—	0	0	0	—	—	—	0	0	0
27 Whooping cough (056)	—	—	—	0	0	0	—	—	—	0	0	0
28 Meningococcal infections (057)	—	—	—	0	0	0	—	—	—	0	0	0
29 Acute poliomyelitis (080)	—	—	—	0	0	0	—	—	—	0	0	0
30 Acute infectious encephalitis (082)	—	—	—	0	0	0	1	—	1	2.9	0	11.5
31 Smallpox (084)	—	—	—	0	0	0	—	—	—	0	0	0
32 Measles (085)	—	—	—	0	0	0	—	—	—	0	0	0
33 Typhus and other rickettsial diseases (100-103, 105-108)	—	—	—	0	0	0	—	—	—	0	0	0
34 Rocky Mountain spotted fever (104)	—	—	—	0	0	0	—	—	—	0	0	0
35 Malaria (110-117)	—	—	—	0	0	0	—	—	—	0	0	0
36 All other diseases classified as infective and parasitic (030-039, 041-044, 049, 052-054, 059-074, 081, 083, 086-096, 120-138)	—	—	—	0	0	0	2	2	—	5.9	7.9	0
37 Malignant neoplasms, including neoplasms of lymphatic and haematopoietic tissues (140-205)	18	16	2	139.5	202.5	40.0	68	58	10	200.6	230.2	114.9
38 Benign and unspecified neoplasms (210-239)	1	—	1	7.8	0	20.0	2	1	1	5.9	4.0	11.5
39 Diabetes mellitus (260)	1	1	—	7.8	0	20.0	—	—	—	0	0	0
40 Polio (281)	—	—	—	0	0	0	—	—	—	0	0	0
41 Anemias (290-293)	1	1	—	7.8	12.7	0	6	5	1	17.7	19.8	11.5
42 Vascular lesions affecting central nervous system (330-334)	31	19	12	240.3	240.5	240.0	67	50	17	197.6	198.4	195.4
43 Nonmeningococcal meningitis (340)	1	1	—	7.8	12.7	0	—	—	—	0	0	0
44 Rheumatic fever (400-402)	—	—	—	0	0	0	—	—	—	0	0	0
45 Heart diseases (410-443)	44	32	12	341.1	405.1	240.0	129	99	30	380.5	392.9	344.8
46 Hypertension without mention of heart (444-447)	2	—	2	15.5	0	40.0	3	1	2	8.8	4.0	23.0
47 Influenza and pneumonia (460-483, 490-493)	4	4	—	31.0	50.6	0	—	—	—	0	0	0
48 Bronchitis (500-502)	1	1	—	7.8	0	20.0	1	1	—	2.9	4.0	0
49 Ulcer of stomach and duodenum (540, 541)	1	1	—	7.8	12.7	0	—	—	—	0	0	0
50 Appendicitis (550-553)	—	—	—	0	0	0	—	—	—	0	0	0
51 Intestinal obstruction and hernia (560, 561, 570)	—	—	—	0	0	0	—	—	—	0	0	0
52 Gastritis, duodenitis, enteritis and colitis (except diarrhea of the newborn) (543, 571, 572)	—	—	—	0	0	0	—	—	—	0	0	0
53 Cirrhosis of liver (581)	2	2	—	15.5	25.3	0	2	1	1	5.9	4.0	11.5
54 Nephritis and nephrosis (590-594)	4	—	4	31.0	0	80.0	6	3	3	17.7	11.9	34.5
55 Hyperplasia of prostate (610)	—	—	—	0	0	0	1	1	—	2.9	4.0	0
56 Complications of pregnancy, childbirth and the puerperium (640-652, 670-689)	—	—	—	0	0	0	1	1	—	2.9	4.0	0
57 Congenital malformations (750-759)	2	2	—	15.5	25.3	0	4	4	—	11.8	15.9	0
58 Birth injuries, postnatal asphyxia and strabismus (760-762)	1	1	—	7.8	12.7	0	3	2	1	8.8	7.9	11.5
59 Infection of the newborn (763-766)	—	—	—	0	0	0	1	1	—	2.9	4.0	0
60 Other diseases peculiar to early infancy, and immaturity unqualified (769-776)	3	1	2	23.3	12.7	40.0	10	9	1	29.5	35.7	11.5
61 Sanfilippo, without mention of psychosis (794)	—	—	—	0	0	0	1	1	—	2.9	4.0	0
62 Ill-defined and unknown causes (780-793, 795)	7	2	5	54.3	25.3	100.0	10	7	3	29.5	27.8	34.5
63 Motor vehicle accidents (E810-E835)	6	5	1	46.5	63.3	20.0	15	11	4	44.2	43.7	46.0
64 All other accidents (E800-E802, E840-E862)	5	4	1	38.8	50.6	20.0	9	5	4	26.5	19.8	46.0
65 Suicide (E933, E970-E979)	4	4	—	31.0	50.6	0	7	7	—	20.6	27.8	0
66 Homicide (E964, E980-E985)	1	—	1	7.8	0	20.0	5	2	3	14.7	7.9	34.5
67 All other diseases (residual)	15	10	5	116.3	126.6	100.0	38	28	10	112.1	111.1	114.9

TABLE XIV-B VITAL STATISTICS, BY CITY, BY RACE, GEORGIA, 1966
POPULATION 10,000-74,999

ITEM	SMYRNA						THOMASTON						
	Number			Rate or Ratio *			Number			Rate or Ratio *			
	Total	White	Non-White	Total	White	Non-White	Total	White	Non-White	Total	White	Non-White	
1 Estimated population as of July 1	14,800	14,800	0				10,500	8,200	2,400				1
LIVE BIRTHS													
2 Total	289	284	5	19.5	19.2	...	168	115	53	15.8	14.0	22.1	2
3 Delivered in hospital	289	283	5	99.7	99.6	100.0	145	114	31	86.3	99.1	58.5	3
4 Delivered in home by physician	1	1	0	0.3	0.4	0	1	1	0	0	0	0	4
5 Delivered in home by midwife	1	1	0	0	0	0	23	1	22	13.7	0.9	41.5	5
6 Other deliveries	1	1	0	0	0	0	1	1	0	0	0	0	6
7 Immature births	23	22	1	79.6	77.5	200.0	13	8	5	77.4	69.6	94.3	7
8 Live births to unwed mothers	5	5	0	17.3	17.6	0	21	3	18	125.0	26.1	339.6	8
FETAL DEATHS													
9 Total	11	9	2	38.1	31.7	400.0	3	3	0	17.9	26.1	0	9
10 Under 20 weeks gestation	5	3	2	10.4	10.6	0	1	1	0	6.0	8.7	0	10
11 20-27 weeks gestation	1	1	0	3.5	3.5	0	1	1	0	0	0	0	11
12 28 weeks and more	5	4	1	17.3	14.1	200.0	2	2	0	11.9	17.4	0	12
13 Unknown length of gestation	2	1	1	6.9	3.5	200.0	1	1	0	0	0	0	13
DEATHS													
14 Total, all ages	74	74	0	500.0	500.0	...	117	89	28	103.8	108.5	166.7	14
15 Under 1 year	28	8	20	27.7	28.2	0	6	2	4	35.7	17.4	75.5	15
16 Under 28 days	7	7	0	24.2	24.6	0	5	2	3	29.8	17.4	56.6	16
17 Deaths from immaturity	3	3	0	10.4	10.6	0	1	1	0	6.0	8.7	0	17
18 1-4 years **	1	1	0	6.9	6.9	0	1	1	0	6.0	8.7	0	18
19 Maternal deaths	1	1	0	6.9	6.9	0	1	1	0	6.0	8.7	0	19
CAUSE OF DEATH													
20 Tuberculosis, all forms (001-019)	1	1	0	6.9	6.9	0	1	1	0	6.0	8.7	0	20
21 Syphilis and its sequelae (020-029)	1	1	0	6.9	6.9	0	1	1	0	6.0	8.7	0	21
22 Typhoid fever (040)	1	1	0	6.9	6.9	0	1	1	0	6.0	8.7	0	22
23 Dysentery, all forms (045-048)	1	1	0	6.9	6.9	0	1	1	0	6.0	8.7	0	23
24 Scarlet fever (050)	1	1	0	6.9	6.9	0	1	1	0	6.0	8.7	0	24
25 Streptococcal sore throat (051)	1	1	0	6.9	6.9	0	1	1	0	6.0	8.7	0	25
26 Diphtheria (055)	1	1	0	6.9	6.9	0	1	1	0	6.0	8.7	0	26
27 Whooping cough (056)	1	1	0	6.9	6.9	0	1	1	0	6.0	8.7	0	27
28 Meningococcal infections (057)	1	1	0	6.9	6.9	0	1	1	0	6.0	8.7	0	28
29 Acute poliomyelitis (080)	1	1	0	6.9	6.9	0	1	1	0	6.0	8.7	0	29
30 Acute infectious encephalitis (082)	1	1	0	6.9	6.9	0	1	1	0	6.0	8.7	0	30
31 Smallpox (084)	1	1	0	6.9	6.9	0	1	1	0	6.0	8.7	0	31
32 Measles (085)	1	1	0	6.9	6.9	0	1	1	0	6.0	8.7	0	32
33 Typhus and other rickettsial diseases (100-103, 105-108)	1	1	0	6.9	6.9	0	1	1	0	6.0	8.7	0	33
34 Rocky Mountain spotted fever (104)	1	1	0	6.9	6.9	0	1	1	0	6.0	8.7	0	34
35 Malaria (110-117)	1	1	0	6.9	6.9	0	1	1	0	6.0	8.7	0	35
36 All other diseases classified as infective and parasitic (130-035, 041-044, 049, 052-054, 059-074, 081, 093, 096-099, 120-138)	1	1	0	6.9	6.9	0	1	1	0	6.0	8.7	0	36
37 Malignant neoplasms, including neoplasms of lymphatic and haematopoietic tissues (140-205)	16	16	0	108.1	108.1	...	15	11	4	141.5	134.1	166.7	37
38 Benign and unspecified neoplasms (210-239)	1	1	0	6.9	6.9	0	1	1	0	6.0	8.7	0	38
39 Diabetes mellitus (240)	1	1	0	6.9	6.9	0	1	1	0	6.0	8.7	0	39
40 Polio (261)	1	1	0	6.9	6.9	0	1	1	0	6.0	8.7	0	40
41 Anemias (290-293)	1	1	0	6.9	6.9	0	1	1	0	6.0	8.7	0	41
42 Vascular lesions affecting central nervous system (330-334)	16	16	0	108.1	108.1	...	19	15	4	179.2	182.9	166.7	42
43 Nonmeningococcal meningitis (240)	1	1	0	6.9	6.9	0	1	1	0	6.0	8.7	0	43
44 Rheumatic fever (400-402)	1	1	0	6.9	6.9	0	1	1	0	6.0	8.7	0	44
45 Heart diseases (410-443)	19	19	0	128.4	128.4	...	45	38	7	424.5	463.4	291.7	45
46 Hypertension without mention of heart (444-447)	1	1	0	6.9	6.9	0	2	2	0	18.9	0	83.3	46
47 Influenza and pneumonia (480-483, 490-493)	1	1	0	6.9	6.9	0	1	1	0	9.4	12.2	0	47
48 Bronchitis (500-502)	1	1	0	6.9	6.9	0	1	1	0	6.0	8.7	0	48
49 Ulcer of stomach and duodenum (540, 541)	1	1	0	6.9	6.9	0	1	1	0	6.0	8.7	0	49
50 Appendicitis (530-533)	1	1	0	6.9	6.9	0	1	1	0	6.0	8.7	0	50
51 Intestinal obstruction and hernia (560, 561, 570)	1	1	0	6.9	6.9	0	1	1	0	6.0	8.7	0	51
52 Gastritis, duodenitis, enteritis and colitis (except diarrhea of the newborn) (543, 571, 572)	1	1	0	6.9	6.9	0	1	1	0	6.0	8.7	0	52
53 Cirrhosis of liver (581)	1	1	0	6.9	6.9	0	1	1	0	6.0	8.7	0	53
54 Nephritis and nephrosis (590-594)	1	1	0	6.9	6.9	0	1	1	0	6.0	8.7	0	54
55 Hyperplasia of prostate (610)	1	1	0	6.9	6.9	0	1	1	0	6.0	8.7	0	55
56 Complications of pregnancy, childbirth and the puerperium (640-652, 670-689)	1	1	0	6.9	6.9	0	1	1	0	6.0	8.7	0	56
57 Congenital malformations (730-759)	1	1	0	6.9	6.9	0	3	1	2	28.3	12.2	83.3	57
58 Birth injuries, postnatal asphyxia and atelectasis (760-762)	2	2	0	13.5	13.5	...	1	1	0	9.4	0	41.7	58
59 Infection of the newborn (763-768)	1	1	0	6.9	6.9	0	1	1	0	6.0	8.7	0	59
60 Other diseases peculiar to early infancy, and immaturity unspecified (769-778)	5	5	0	33.8	33.8	...	2	2	0	18.9	24.4	0	60
61 Scellity, without mention of psychosis (794)	1	1	0	6.9	6.9	0	1	1	0	6.0	8.7	0	61
62 Ill-defined and unknown causes (780-793, 795)	1	1	0	6.9	6.9	0	1	1	0	6.0	8.7	0	62
63 Motor vehicle accidents (E810-E835)	2	2	0	13.5	13.5	...	5	5	0	47.2	61.0	0	63
64 All other accidents (E830-E802, E840-E862)	5	5	0	33.8	33.8	...	3	2	1	28.3	24.4	41.7	64
65 Suicide (E965, E970-E979)	2	2	0	13.5	13.5	...	3	3	0	28.3	36.6	0	65
66 Homicide (E994, E980-E993)	3	3	0	20.3	20.3	...	2	1	1	18.9	12.2	41.7	66
67 All other diseases (residual)	3	3	0	20.3	20.3	...	8	4	4	75.5	49.8	166.7	67

TABLE XIV-B VITAL STATISTICS, BY CITY BY RACE, GEORGIA, 1966

POPULATION 10,000-74,999

ITEM	THOMASVILLE						TIFTON						
	Number			Rate or Ratio %			Number			Rate or Ratio %			
	Total	White	Non-White	Total	White	Non-White	Total	White	Non-White	Total	White	Non-White	
1 Estimated population as of July 1	19,900	11,300	8,600				11,300	9,500	1,800				1
LIVE BIRTHS													
2 Total	391	173	218	19.6	15.3	25.3	257	173	84	22.7	18.2	46.7	2
3 Delivered in hospital	288	170	118	73.7	98.3	54.1	228	173	55	88.7	100.0	65.5	3
4 Delivered in home by physician	2	2	-	0.5	1.2	0.7	-	-	-	0.0	0.0	0.0	4
5 Delivered in home by midwife	101	1	100	25.6	0.6	45.9	29	-	29	11.3	0.0	34.5	5
6 Other deliveries	-	-	0	0	0	0	-	-	-	0.0	0.0	0.0	6
7 Immature births	49	11	38	125.3	63.6	174.3	23	13	10	89.5	75.1	119.0	7
8 Live births to unwed mothers	58	3	55	148.3	17.3	252.3	24	4	20	93.4	23.1	238.1	8
FETAL DEATHS													
9 Total	26	13	13	66.5	75.1	59.6	10	8	2	38.9	46.2	23.8	9
10 Under 20 weeks gestation	18	11	7	46.0	63.6	32.1	5	5	-	19.5	28.9	0	10
11 20-27 weeks gestation	1	1	-	2.6	5.8	0	-	-	-	0	0	0	11
12 28 weeks and more	6	-	6	15.3	0	27.5	4	2	2	15.6	11.6	23.8	12
13 Unknown length of gestation	1	1	-	2.6	5.8	0	1	1	-	3.9	5.8	0	13
DEATHS													
14 Total, all ages	218	118	100	1095.5	1044.2	1162.8	113	93	20	1000.0	978.9	1111.1	14
15 Under 1 year	8	3	5	20.5	17.3	22.9	9	5	4	35.0	28.9	47.6	15
16 Under 28 days	6	3	3	15.3	17.3	13.8	6	3	3	23.3	17.3	35.7	16
17 Deaths from immaturity	1	-	1	2.6	0	4.5	-	-	-	0	0	0	17
18 1-4 years "	1	-	-	0	0	0	2	2	-	0	0	0	18
19 Maternal deaths	-	-	-	0	0	0	-	-	-	0	0	0	19
CAUSE OF DEATH													
20 Tuberculosis, all forms (001-019)	-	-	-	0	0	0	1	1	-	8.8	10.5	0	20
21 Syphilis and its sequelae (020-023)	-	-	-	0	0	0	-	-	-	0	0	0	21
22 Typhoid fever (040)	-	-	-	0	0	0	-	-	-	0	0	0	22
23 Dysentery, all forms (043-048)	-	-	-	0	0	0	-	-	-	0	0	0	23
24 Scarlet fever (050)	-	-	-	0	0	0	-	-	-	0	0	0	24
25 Streptococcal sore throat (051)	-	-	-	0	0	0	-	-	-	0	0	0	25
26 Diphtheria (052)	-	-	-	0	0	0	-	-	-	0	0	0	26
27 Whooping cough (056)	-	-	-	0	0	0	-	-	-	0	0	0	27
28 Meningococcal infections (057)	-	-	-	0	0	0	-	-	-	0	0	0	28
29 Acute poliomyelitis (080)	-	-	-	0	0	0	-	-	-	0	0	0	29
30 Acute infectious encephalitis (082)	-	-	-	0	0	0	-	-	-	0	0	0	30
31 Smallpox (084)	-	-	-	0	0	0	-	-	-	0	0	0	31
32 Measles (085)	-	-	-	0	0	0	-	-	-	0	0	0	32
33 Typhus and other rickettsial diseases (100-103, 105-108)	-	-	-	0	0	0	-	-	-	0	0	0	33
34 Rocky Mountain spotted fever (104)	-	-	-	0	0	0	-	-	-	0	0	0	34
35 Malaria (110-117)	-	-	-	0	0	0	-	-	-	0	0	0	35
36 All other diseases classified as infectious and parasitic (120-138)	1	-	1	5.0	0	11.6	-	-	-	0	0	0	36
37 Malignant neoplasms, including neoplasms of lymphatic and hematopoietic tissues (140-205)	23	15	8	115.6	132.7	93.0	14	12	2	123.9	126.3	111.1	37
38 Benign and unspecified neoplasms (210-235)	-	-	-	0	0	0	1	1	-	8.8	10.5	0	38
39 Diabetes mellitus (250)	3	1	2	15.1	8.8	23.3	1	1	-	8.8	10.5	0	39
40 Pellagra (281)	-	-	-	0	0	0	-	-	-	0	0	0	40
41 Anemias (290-293)	-	-	-	0	0	0	1	1	-	8.8	10.5	0	41
42 Vascular lesions affecting central nervous system (330-334)	51	27	24	256.3	238.9	279.1	14	9	5	123.9	94.7	277.8	42
43 Nonbacterial meningitis (340)	1	-	1	5.0	0	11.6	-	-	-	0	0	0	43
44 Rheumatic fever (400-402)	-	-	-	0	0	0	-	-	-	0	0	0	44
45 Heart diseases (410-443)	78	41	37	392.0	362.8	430.2	44	40	4	389.4	421.1	222.2	45
46 Hypertension without mention of heart (444-447)	3	1	2	15.1	8.8	23.3	2	2	-	17.7	21.1	0	46
47 Influenza and pneumonia (480-483, 490-493)	8	3	5	40.2	26.5	58.1	-	-	-	0	0	0	47
48 Bronchitis (590-502)	3	-	3	0	0	0	1	1	-	8.8	10.5	0	48
49 Ulcer of stomach and duodenum (540, 541)	3	3	-	15.1	26.5	0	-	-	-	0	0	0	49
50 Appendicitis (550-552)	1	-	1	5.0	0	11.6	-	-	-	0	0	0	50
51 Intestinal obstruction and hernia (560, 561, 570)	2	1	1	10.1	8.8	11.6	2	2	-	17.7	21.1	0	51
52 Gastritis, duodenitis, enteritis and colitis (except diarrhea of the newborn) (543, 571, 572)	1	-	1	5.0	0	11.6	1	-	1	8.8	0	55.6	52
53 Cirrhosis of liver (581)	1	-	1	5.0	0	11.6	1	1	-	8.8	10.5	0	53
54 Nephritis and nephrosis (590-594)	1	-	1	5.0	0	11.6	-	-	-	0	0	0	54
55 Hyperplasia of prostate (610)	-	-	-	0	0	0	-	-	-	0	0	0	55
56 Complications of pregnancy, childbirth and the puerperium (640-652, 670-689)	-	-	-	0	0	0	-	-	-	0	0	0	56
57 Congenital malformations (750-759)	-	-	-	0	0	0	-	-	-	0	0	0	57
58 Birth injuries, postnatal asphyxia and asfexia (760-762)	3	1	2	15.1	8.8	23.3	1	-	1	8.8	0	55.6	58
59 Infection of the newborn (763-768)	1	-	1	5.0	0	0	1	1	-	8.8	10.5	0	59
60 Other diseases peculiar to early infancy, and immature unqualified (769-776)	2	-	2	10.1	17.7	11.6	3	1	2	26.5	10.5	111.1	60
61 Sanities, without mention of psychosis (794)	-	-	-	0	0	0	2	2	-	17.7	21.1	0	61
62 Unspecified and unknown causes (780-793, 795)	1	1	-	5.0	8.8	0	1	-	1	8.8	0	55.6	62
63 Motor vehicle accidents (E810-E835)	6	3	3	30.2	26.5	34.9	5	5	-	44.2	52.6	0	63
64 All other accidents (E800-E802, E840-E861)	2	1	1	10.1	17.7	11.6	3	3	-	26.5	31.6	0	64
65 Suicide (E950, E970-E979)	3	-	3	15.1	26.5	0	2	-	2	17.7	21.1	0	65
66 Homicide (E960, E980-E983)	1	-	1	5.0	8.8	11.6	-	-	-	0	0	0	66
67 All other diseases (residual)	1	1	0	5.0	8.8	0	8	6	2	70.8	63.2	111.1	67

TABLE XIV-B VITAL STATISTICS, BY CITY, BY RACE, GEORGIA, 1966
POPULATION 10,000-74,999

ITEM	VALDOSTA						WARNER ROBINS					
	Number			Rate or Ratio *			Number			Rate or Ratio *		
	Total	White	Non-White	Total	White	Non-White	Total	White	Non-White	Total	White	Non-White
1 Estimated population as of July 1	32,000	20,100	11,900				26,000	24,300	1,700			
LIVE BIRTHS												
2 Total	757	463	294	23.7	23.0	24.7	601	532	69	23.1	21.9	40.6
3 Delivered in hospital	677	460	217	89.4	99.4	73.8	596	532	64	99.2	100.0	92.8
4 Delivered in home by physician	3	1	2	0.4	0.2	0.7	-	-	-	0.0	0.0	0.0
5 Delivered in home by midwife	76	2	74	10.0	0.4	25.2	5	5	5	0.8	0.0	7.2
6 Other deliveries	1	-	1	0.1	0.0	0.3	-	-	-	0.0	0.0	0.0
7 Immature births	70	31	39	92.5	67.0	132.7	41	34	7	68.2	63.9	101.4
8 Live births to unwed mothers	64	15	49	84.5	32.4	166.7	18	6	12	30.0	11.3	173.9
FETAL DEATHS												
9 Total	27	8	19	35.7	17.3	64.6	12	9	3	20.0	16.9	43.5
10 Under 20 weeks gestation	13	4	9	17.2	8.6	30.6	2	2	-	3.3	3.8	0
11 20-27 weeks gestation	3	1	2	4.0	2.2	6.8	3	2	1	5.0	3.8	14.5
12 28 weeks and more	8	2	6	10.6	4.3	20.4	5	4	1	8.3	7.5	14.5
13 Unknown length of gestation	3	1	2	4.0	2.2	6.8	2	1	1	3.3	1.9	14.5
DEATHS												
14 Total, all ages	262	142	120	818.8	706.5	1008.4	111	102	9	426.9	419.8	529.4
15 Under 1 year	14	7	7	18.5	15.1	23.8	13	13	-	21.6	24.4	0
16 Under 28 days	7	6	1	9.2	13.0	3.4	10	10	-	16.6	18.8	0
17 Deaths from immaturity	2	2	-	2.6	4.3	0	4	4	-	6.7	7.5	0
18 1-4 years **	6	-	6	0	0	0	-	-	-	-	-	-
19 Maternal deaths	1	-	-	0	0	0	1	1	-	16.6	18.8	0
CAUSE OF DEATH												
20 Tuberculosis, all forms (001-019)	1	-	1	3.1	0	8.4	-	-	-	0	0	0
21 Syphilis and its sequelae (020-029)	-	-	-	0	0	0	-	-	-	0	0	0
22 Typhoid fever (040)	-	-	-	0	0	0	-	-	-	0	0	0
23 Dysentery, all forms (045-048)	-	-	-	0	0	0	-	-	-	0	0	0
24 Scarlet fever (050)	-	-	-	0	0	0	-	-	-	0	0	0
25 Streptococcal sore throat (051)	-	-	-	0	0	0	-	-	-	0	0	0
26 Diphtheria (055)	-	-	-	0	0	0	-	-	-	0	0	0
27 Whooping cough (056)	-	-	-	0	0	0	-	-	-	0	0	0
28 Meningococcal infections (057)	1	-	1	3.1	0	8.4	-	-	-	0	0	0
29 Acute poliomyelitis (080)	-	-	-	0	0	0	-	-	-	0	0	0
30 Acute infectious encephalitis (082)	1	-	1	3.1	0	8.4	-	-	-	0	0	0
31 Smallpox (084)	-	-	-	0	0	0	-	-	-	0	0	0
32 Measles (085)	-	-	-	0	0	0	-	-	-	0	0	0
33 Typhus and other rickettsial diseases (100-105, 105-108)	-	-	-	0	0	0	-	-	-	0	0	0
34 Rocky Mountain spotted fever (104)	-	-	-	0	0	0	-	-	-	0	0	0
35 Malaria (110-117)	-	-	-	0	0	0	-	-	-	0	0	0
36 All other diseases classified as infective and parasitic (130-039, 041-044, 049, 052-054, 059-074, 081, 083, 086-096, 120-132)	1	-	1	3.1	0	8.4	1	-	1	3.8	0	58.8
37 Malignant neoplasms, including neoplasms of lymphatic and haematopoietic tissues (140-205)	42	25	17	131.3	124.4	142.9	11	10	1	42.3	41.2	58.8
38 Benign and unspecified neoplasms (210-239)	1	1	-	3.1	5.0	0	-	-	-	0	0	0
39 Diabetes mellitus (260)	4	4	1	15.6	19.9	8.4	1	1	-	3.8	4.1	0
40 Poliomyelitis (281)	-	-	-	0	0	0	-	-	-	0	0	0
41 Anemias (290-293)	-	-	-	0	0	0	-	-	-	0	0	0
42 Vascular lesions affecting central nervous system (330-334)	38	15	23	118.8	74.6	193.3	11	8	3	42.3	32.9	176.5
43 Nonmeningococcal meningitis (340)	-	-	-	0	0	0	-	-	-	0	0	0
44 Rheumatic fever (400-402)	-	-	-	0	0	0	-	-	-	0	0	0
45 Heart diseases (410-443)	93	63	30	290.6	313.4	252.1	39	35	4	150.0	144.0	235.3
46 Hypertension without mention of heart (444-447)	6	2	4	18.8	10.0	33.6	-	-	-	0	0	0
47 Influenza and pneumonia (480-483, 490-493)	9	1	8	28.1	5.0	67.2	-	-	-	0	0	0
48 Bronchitis (500-502)	1	-	1	0	0	0	1	1	-	3.8	4.1	0
49 Ulcer of stomach and duodenum (540, 541)	1	1	-	3.1	5.0	0	-	-	-	0	0	0
50 Appendicitis (550-553)	2	1	1	6.3	5.0	8.4	-	-	-	0	0	0
51 Intestinal obstruction and hernia (560, 561, 570)	1	-	1	3.1	0	8.4	1	1	-	3.8	4.1	0
52 Gastritis, duodenitis, enteritis and colitis (except diarrhea of the newborn) (543, 571, 572)	1	-	-	0	0	0	3	3	-	11.5	12.3	0
53 Cirrhosis of liver (581)	2	2	-	6.3	10.0	0	6	6	-	23.1	24.7	0
54 Nephritis and nephrosis (590-594)	2	-	2	6.3	0	16.8	-	-	-	0	0	0
55 Hyperplasia of prostate (610)	-	-	-	0	0	0	-	-	-	0	0	0
56 Complications of pregnancy, childbirth and the puerperium (640-652, 670-689)	-	-	-	0	0	0	1	1	-	3.8	4.1	0
57 Congenital malformations (750-759)	4	2	2	12.5	10.0	16.8	2	2	-	7.7	8.2	0
58 Birth injuries, postnatal asphyxia and analectosis (760-762)	1	1	-	3.1	5.0	0	5	5	-	19.2	20.6	0
59 Infection of the newborn (763-768)	3	3	-	9.4	14.9	0	5	5	-	19.2	20.6	0
60 Other diseases peculiar to early infancy, and immaturity unqualified (769-776)	-	-	-	0	0	0	-	-	-	0	0	0
61 Senility, without mention of psychosis (783)	1	-	1	3.1	0	8.4	-	-	-	0	0	0
62 Ill-defined and unknown causes (780-793, 795)	16	-	16	50.0	0	134.5	-	-	-	0	0	0
63 Motor vehicle accidents (E810-E835)	7	5	2	21.9	24.9	16.8	7	7	-	26.9	28.8	0
64 All other accidents (E860-E882, E840-E862)	4	2	2	12.5	10.0	16.8	2	2	-	7.7	8.2	0
65 Suicide (E963, E970-E979)	3	3	-	9.4	14.9	0	1	1	-	3.8	4.1	0
66 Homicide (E964, E980-E985)	1	-	1	0	0	0	1	1	-	3.8	4.1	0
67 All other diseases (residual)	17	11	6	53.1	54.7	50.4	10	10	-	38.5	41.2	0

TABLE XIV-C VITAL STATISTICS, BY CITY, BY RACE, GEORGIA, 1966
POPULATION 2,500-9,999

116

ITEM	ADEI						AI MA						
	Number			Rate or Ratio *			Number			Rate or Ratio *			
	Total	White	Non-White	Total	White	Non-White	Total	White	Non-White	Total	White	Non-White	
1 Estimated population as of July 1	5,000	3,000	2,000				3,900	3,200	700				1
LIVE BIRTHS													
2 Total	135	62	73	27.0	20.7	36.5	88	65	23	22.6	20.3	32.9	2
3 Delivered in hospital	113	62	51	83.7%	100.0%	69.9%	85	65	20	96.6%	100.0%	87.0%	3
4 Delivered in home by physician	1	-	1	0.7%	0%	1.4%	-	-	-	0%	0%	0%	4
5 Delivered in home by midwife	21	-	21	15.6%	0%	28.8%	3	-	3	3.4%	0%	13.0%	5
6 Other deliveries	-	-	-	0%	0%	0%	-	-	-	0%	0%	0%	6
7 Immature births	12	5	7	88.9	80.6	95.9	3	1	2	34.1	15.4	87.0	7
8 Live births to unwed mothers	14	1	13	103.7	16.1	178.1	4	-	4	45.5	0	173.9	8
FETAL DEATHS													
9 Total	3	2	1	22.2	32.3	13.7	-	-	-	0	0	0	9
10 Under 20 weeks gestation	2	2	-	14.8	32.3	0	-	-	-	0	0	0	10
11 20-27 weeks gestation	-	-	-	0	0	0	-	-	-	0	0	0	11
12 28 weeks and more	1	-	1	7.4	0	13.7	-	-	-	0	0	0	12
13 Unknown length of gestation	-	-	-	0	0	0	-	-	-	0	0	0	13
DEATHS													
14 Total, all ages	40	23	17	800.0	766.7	850.0	41	37	4	1051.3	1156.3	571.4	14
15 Under 1 year	2	2	-	14.8	32.3	0	1	1	-	11.4	15.4	0	15
16 Under 28 days	2	2	-	14.8	32.3	0	1	1	-	11.4	15.4	0	16
17 Deaths from immaturity	1	-	1	7.4	16.1	0	-	-	-	0	0	0	17
18 1-4 years *	1	-	1	0	0	0	-	-	-	0	0	0	18
19 Maternal deaths	-	-	-	0	0	0	-	-	-	0	0	0	19
CAUSE OF DEATH													
20 Tuberculosis, all forms (001-019)	-	-	-	0	0	0	-	-	-	0	0	0	20
21 Syphilis and its sequelae (020-029)	-	-	-	0	0	0	-	-	-	0	0	0	21
22 Typhoid fever (040)	-	-	-	0	0	0	-	-	-	0	0	0	22
23 Dysentery, all forms (045-048)	-	-	-	0	0	0	-	-	-	0	0	0	23
24 Scarlet fever (050)	-	-	-	0	0	0	-	-	-	0	0	0	24
25 Streptococcal sore throat (051)	-	-	-	0	0	0	-	-	-	0	0	0	25
26 Diphtheria (055)	-	-	-	0	0	0	-	-	-	0	0	0	26
27 Whooping cough (056)	-	-	-	0	0	0	-	-	-	0	0	0	27
28 Meningococcal infections (057)	-	-	-	0	0	0	-	-	-	0	0	0	28
29 Acute poliomyelitis (080)	-	-	-	0	0	0	-	-	-	0	0	0	29
30 Acute infectious encephalitis (082)	-	-	-	0	0	0	-	-	-	0	0	0	30
31 Smallpox (084)	-	-	-	0	0	0	-	-	-	0	0	0	31
32 Measles (085)	-	-	-	0	0	0	-	-	-	0	0	0	32
33 Typhus and other rickettsial diseases (100-103, 105-108)	-	-	-	0	0	0	-	-	-	0	0	0	33
34 Rocky Mountain spotted fever (104)	-	-	-	0	0	0	-	-	-	0	0	0	34
35 Malaria (110-117)	-	-	-	0	0	0	-	-	-	0	0	0	35
36 All other diseases classified as infective and parasitic (030-039, 041-044, 049, 052-054, 059-074, 081, 083, 086-096, 120-138)	-	-	-	0	0	0	-	-	-	0	0	0	36
37 Malignant neoplasms, including neoplasms of lymphatic and hematopoietic tissues (140-205)	4	3	1	80.0	100.0	50.0	6	5	1	153.8	156.3	142.9	37
38 Benign and unspecified neoplasms (210-239)	1	-	1	20.0	0	50.0	-	-	-	0	0	0	38
39 Diabetes mellitus (260)	-	-	-	0	0	0	2	2	-	51.3	62.5	0	39
40 Pellagra (281)	-	-	-	0	0	0	-	-	-	0	0	0	40
41 Anemias (290-293)	-	-	-	0	0	0	-	-	-	0	0	0	41
42 Vascular lesions affecting central nervous system (330-334)	8	3	5	160.0	100.0	250.0	3	3	-	76.9	93.8	0	42
43 Nonmeningococcal meningitis (340)	-	-	-	0	0	0	-	-	-	0	0	0	43
44 Rheumatic fever (400-402)	-	-	-	0	0	0	-	-	-	0	0	0	44
45 Heart diseases (410-442)	11	9	2	220.0	300.0	100.0	15	13	2	384.6	406.3	295.7	45
46 Hypertension without mention of heart (444-447)	1	1	0	20.0	0	50.0	-	-	-	0	0	0	46
47 Influenza and pneumonia (480-483, 490-493)	3	2	1	60.0	66.7	50.0	-	-	-	0	0	0	47
48 Bronchitis (500-502)	-	-	-	0	0	0	1	1	-	25.6	31.3	0	48
49 Ulcer of stomach and duodenum (540, 541)	-	-	-	0	0	0	1	1	-	25.6	31.3	0	49
50 Appendicitis (530-533)	-	-	-	0	0	0	-	-	-	0	0	0	50
51 Intestinal obstruction and hernia (560, 561, 570)	1	1	-	20.0	33.3	0	-	-	-	0	0	0	51
52 Gastritis, duodenitis, enteritis and colitis (except diarrhea of the newborn) (543, 571, 572)	-	-	-	0	0	0	-	-	-	0	0	0	52
53 Cirrhosis of liver (581)	1	-	1	20.0	0	50.0	-	-	-	0	0	0	53
54 Nephritis and nephrosis (590-594)	-	-	-	0	0	0	1	1	-	25.6	31.3	0	54
55 Hypertrophy of prostate (610)	-	-	-	0	0	0	-	-	-	0	0	0	55
56 Complications of pregnancy, childbirth and the puerperium (640-652, 670-689)	-	-	-	0	0	0	-	-	-	0	0	0	56
57 Congenital malformations (750-759)	-	-	-	0	0	0	-	-	-	0	0	0	57
58 Birth injuries, postnatal asphyxia and atelectasis (760-762)	-	-	-	0	0	0	1	1	-	25.6	31.3	0	58
59 Infection of the newborn (763-768)	-	-	-	0	0	0	-	-	-	0	0	0	59
60 Other diseases peculiar to early infancy, and immaturity unqualified (769-776)	2	2	-	40.0	66.7	0	-	-	-	0	0	0	60
61 Senility, without mention of psychosis (794)	-	-	-	0	0	0	-	-	-	0	0	0	61
62 Ill-defined and unknown causes (790-793, 795)	2	-	2	40.0	0	100.0	-	-	-	0	0	0	62
63 Motor vehicle accidents (E810-E835)	1	1	-	20.0	33.3	0	2	2	-	51.3	62.5	0	63
64 All other accidents (E800-E802, E840-E962)	1	1	-	20.0	33.3	0	-	-	-	0	0	0	64
65 Suicide (E963, E970-E979)	1	-	1	20.0	0	50.0	1	1	-	25.6	31.3	0	65
66 Homicide (E964, E980-E985)	1	-	1	20.0	0	50.0	-	-	-	0	0	0	66
67 All other diseases (residual)	2	1	1	40.0	33.3	50.0	3	3	-	76.9	93.8	0	67

TABLE XIV-C VITAL STATISTICS, BY CITY, BY RACE, GEORGIA, 1966
POPULATION 2,500-9,999

ITEM	ASHBURN						BARNESVILLE					
	Number			Rate or Ratio ^a			Number			Rate or Ratio ^a		
	Total	White	Non-White	Total	White	Non-White	Total	White	Non-White	Total	White	Non-White
1 Estimated population as of July 1	3,700	2,000	1,700				5,500	3,100	2,400			
LIVE BIRTHS												
2 Total	94	39	55	25.4	19.5	32.4	91	44	47	16.5	14.2	19.6
3 Delivered in hospital	74	39	35	78.7	100.0	63.6	61	44	17	67.0	100.0	36.2
4 Delivered in home by physician	1	-	1	1.1	0	1.8	-	-	-	0	0	0
5 Delivered in home by midwife	19	-	19	20.2	0	34.5	30	-	30	33.0	0	63.8
6 Other deliveries	-	-	-	0	0	0	-	-	-	0	0	0
7 Immature births	5	-	5	5.3	0	90.9	21	3	18	230.8	68.2	383.0
8 Live births to unwed mothers	24	1	23	25.3	25.6	418.2	12	-	12	131.9	0	255.3
FETAL DEATHS												
9 Total	3	-	3	31.9	0	54.5	3	2	1	33.0	45.5	21.3
10 Under 20 weeks gestation	1	-	1	10.6	0	18.2	2	2	-	22.0	45.5	0
11 20-27 weeks gestation	1	-	1	10.6	0	18.2	-	-	-	0	0	0
12 28 weeks and more	1	-	1	10.6	0	18.2	1	-	1	11.0	0	21.3
13 Unknown length of gestation	-	-	-	0	0	0	-	-	-	0	0	0
DEATHS												
14 Total, all ages	57	26	31	540.5	1300.0	1823.5	55	26	29	1000.0	838.7	1208.3
15 Under 1 year	7	1	6	74.5	25.6	109.1	7	2	5	76.9	45.5	106.4
16 Under 28 days	3	1	2	31.9	25.6	36.4	2	1	1	22.0	22.7	21.3
17 Deaths from immaturity	-	-	-	0	0	0	-	-	-	0	0	0
18 1-4 years **	-	-	-	0	0	0	-	-	-	0	0	0
19 Maternal deaths	-	-	-	0	0	0	-	-	-	0	0	0
CAUSE OF DEATH												
20 Tuberculosis, all forms (001-019)	-	-	-	0	0	0	-	-	-	0	0	0
21 Syphilis and its sequelae (020-029)	1	1	-	27.0	50.0	0	-	-	-	0	0	0
22 Typhoid fever (040)	-	-	-	0	0	0	-	-	-	0	0	0
23 Dysentery, all forms (045-048)	-	-	-	0	0	0	1	-	1	13.2	0	41.7
24 Scarlet fever (050)	-	-	-	0	0	0	-	-	-	0	0	0
25 Streptococcal sore throat (051)	-	-	-	0	0	0	-	-	-	0	0	0
26 Diphtheria (055)	-	-	-	0	0	0	-	-	-	0	0	0
27 Whooping cough (056)	-	-	-	0	0	0	-	-	-	0	0	0
28 Meningococcal infections (057)	-	-	-	0	0	0	-	-	-	0	0	0
29 Acute poliomyelitis (050)	-	-	-	0	0	0	-	-	-	0	0	0
30 Acute infectious encephalitis (082)	-	-	-	0	0	0	-	-	-	0	0	0
31 Smallpox (084)	-	-	-	0	0	0	-	-	-	0	0	0
32 Measles (085)	-	-	-	0	0	0	-	-	-	0	0	0
33 Typhus and other rickettsial diseases (100-103, 105-108)	-	-	-	0	0	0	-	-	-	0	0	0
34 Rocky Mountain spotted fever (104)	-	-	-	0	0	0	-	-	-	0	0	0
35 Malaria (110-117)	-	-	-	0	0	0	-	-	-	0	0	0
36 All other diseases classified as infective and parasitic (030-039, 041-044, 049, 052-054, 059-074, 081, 083, 086-095, 120-132)	-	-	-	0	0	0	-	-	-	0	0	0
37 Malignant neoplasms, including neoplasms of lymphatic and haematopoietic tissues (140-205)	8	2	6	216.2	100.0	352.9	5	4	1	90.9	129.0	41.7
38 Benign and unspecified neoplasms (210-239)	-	-	-	0	0	0	-	-	-	0	0	0
39 Diabetes mellitus (260)	-	-	-	0	0	0	1	1	-	18.2	32.3	0
40 Pellagra (281)	-	-	-	0	0	0	-	-	-	0	0	0
41 Anemias (290-293)	-	-	-	0	0	0	-	-	-	0	0	0
42 Vascular lesions affecting central nervous system (330-334)	6	5	1	162.2	250.0	58.8	12	2	10	218.2	64.5	416.7
43 Nonmeningococcal meningitis (340)	-	-	-	0	0	0	-	-	-	0	0	0
44 Rheumatic fever (400-402)	-	-	-	0	0	0	-	-	-	0	0	0
45 Heart diseases (410-443)	29	14	15	783.8	700.0	882.4	18	10	8	327.3	322.6	333.3
46 Hypertension without mention of heart (444-447)	-	-	-	0	0	0	1	1	-	18.2	32.3	0
47 Influenza and pneumonia (480-483, 490-493)	3	-	3	91.1	0	176.5	-	-	-	0	0	0
48 Bronchitis (500-502)	-	-	-	0	0	0	-	-	-	0	0	0
49 Ulcer of stomach and duodenum (540, 541)	-	-	-	0	0	0	-	-	-	0	0	0
50 Appendicitis (550-553)	-	-	-	0	0	0	-	-	-	0	0	0
51 Intestinal obstruction and hernia (560, 561, 570)	-	-	-	0	0	0	-	-	-	0	0	0
52 Gastritis, duodenitis, enteritis and colitis (except diarrhea of the newborn) (543, 571, 572)	-	-	-	0	0	0	-	-	-	0	0	0
53 Cirrhosis of liver (581)	-	-	-	27.0	0	58.8	-	-	-	0	0	0
54 Hepatitis and nephrosis (590-594)	1	-	1	27.0	0	58.8	-	-	-	0	0	0
55 Hypertrophy of prostate (610)	-	-	-	0	0	0	-	-	-	0	0	0
56 Complications of pregnancy, childbirth and the puerperium (640-652, 670-689)	-	-	-	0	0	0	-	-	-	0	0	0
57 Congenital malformations (750-759)	1	-	1	27.0	0	58.8	1	-	1	18.2	0	41.7
58 Birth injuries, neonatal asphyxia and asystole (760-762)	-	-	-	0	0	0	-	-	-	0	0	0
59 Infection of the newborn (763-768)	1	1	-	27.0	50.0	0	-	-	-	0	0	0
60 Other diseases peculiar to early infancy, and immaturity unspecified (769-774)	3	-	3	91.1	0	176.5	1	1	-	18.2	32.3	0
61 Senility, without mention of psychosis (794)	-	-	-	0	0	0	1	-	1	18.2	0	41.7
62 Ill-defined and unknown causes (780-793, 795)	-	-	-	0	0	0	1	-	1	18.2	0	41.7
63 Motor vehicle accidents (E810-E835)	1	1	-	27.0	50.0	0	2	1	1	36.4	32.3	41.7
64 All other accidents (E800-E802, E840-E867)	-	-	-	0	0	0	1	-	1	18.2	0	41.7
65 Suicide (E963, E970-E979)	1	-	1	27.0	50.0	0	2	2	-	36.4	64.5	0
66 Homicide (E984, E980-E985)	-	-	-	0	0	0	2	2	-	36.4	64.5	0
67 All other diseases (residual)	2	1	1	54.1	50.0	58.8	1	1	-	18.2	32.3	0

TABLE XIV-C VITAL STATISTICS, BY CITY, BY RACE, GEORGIA, 1966
POPULATION 2,500-9,999

ITEM	BAXLEY						BLAKELY					
	Number			Rate or Ratio *			Number			Rate or Ratio *		
	Total	White	Non-White	Total	White	Non-White	Total	White	Non-White	Total	White	Non-White
1 Estimated population as of July 1	4,800	3,300	1,500				4,000	2,400	1,600			
LIVE BIRTHS												
2 Total	93	60	33	19.4	18.2	22.0	99	53	46	24.8	22.1	28.8
3 Delivered in hospital	84	60	24	90.3	100.0%	72.7%	62	52	10	62.6%	98.1%	21.7%
4 Delivered in home by physician	1	—	1	1.1	0%	3.0%	5	1	4	5.1%	1.9%	8.7%
5 Delivered in home by midwife	6	—	6	6.5	0%	18.2%	32	—	32	32.3%	0%	69.6%
6 Other deliveries	2	—	2	2.2	0%	6.1%	—	—	—	0%	0%	0%
7 Immature births	10	4	6	107.5	66.7	181.8	13	3	10	131.3	56.6	217.4
8 Live births to unwed mothers	4	—	4	43.0	0	121.2	14	1	13	141.4	18.9	282.6
FETAL DEATHS												
9 Total	4	4	—	43.0	66.7	0	1	—	1	10.1	0	21.7
10 Under 20 weeks gestation	3	3	—	32.3	50.0	0	1	—	1	10.1	0	21.7
11 20-27 weeks gestation	1	1	—	10.8	16.7	0	—	—	—	0	0	0
12 28 weeks and more	—	—	—	0	0	0	—	—	—	0	0	0
13 Unknown length of gestation	—	—	—	0	0	0	—	—	—	0	0	0
DEATHS												
14 Total, all ages	62	43	19	291.7	1303.0	1266.7	57	34	23	425.0	1416.7	1437.5
15 Under 1 year	5	3	2	53.8	50.0	60.6	5	2	3	50.5	37.7	65.2
16 Under 28 days	1	—	1	10.8	0	30.3	2	1	1	20.2	18.9	21.7
17 Deaths from immaturity	—	—	—	0	0	0	1	—	1	10.1	0	21.7
18 1-4 years **	—	—	—	—	—	—	1	1	—	—	—	—
19 Maternal deaths	—	—	—	0	0	0	—	—	—	0	0	0
CAUSE OF DEATH												
20 Tuberculosis, all forms (001-019)	—	—	—	0	0	0	—	—	—	0	0	0
21 Syphilis and its sequelae (020-029)	—	—	—	0	0	0	—	—	—	0	0	0
22 Typhoid fever (040)	—	—	—	0	0	0	—	—	—	0	0	0
23 Dysentery, all forms (045-048)	—	—	—	0	0	0	—	—	—	0	0	0
24 Scarlet fever (050)	—	—	—	0	0	0	—	—	—	0	0	0
25 Streptococcal sore throat (051)	—	—	—	0	0	0	—	—	—	0	0	0
26 Diphtheria (055)	—	—	—	0	0	0	—	—	—	0	0	0
27 Whooping cough (056)	—	—	—	0	0	0	—	—	—	0	0	0
28 Meningococcal infections (057)	—	—	—	0	0	0	—	—	—	0	0	0
29 Acute poliomyelitis (080)	—	—	—	0	0	0	—	—	—	0	0	0
30 Acute infectious encephalitis (082)	—	—	—	0	0	0	—	—	—	0	0	0
31 Smallpox (084)	—	—	—	0	0	0	—	—	—	0	0	0
32 Measles (085)	—	—	—	0	0	0	—	—	—	0	0	0
33 Typhus and other rickettsial diseases (100-103, 105-108)	—	—	—	0	0	0	—	—	—	0	0	0
34 Rocky Mountain spotted fever (104)	—	—	—	0	0	0	—	—	—	0	0	0
35 Malaria (110-117)	—	—	—	0	0	0	—	—	—	0	0	0
36 All other diseases classified as infective and parasitic (030-039, 041-044, 049, 052-054, 059-074, 081, 083, 085-096, 120-138)	1	1	—	20.8	30.3	0	—	—	—	0	0	0
37 Malignant neoplasms, including neoplasms of lymphatic and hematopoietic tissues (140-205)	12	8	4	250.0	242.4	266.7	4	3	1	100.0	125.0	62.5
38 Benign and unspecified neoplasms (210-239)	—	—	—	0	0	0	—	—	—	0	0	0
39 Diabetes mellitus (260)	2	1	1	41.7	30.3	66.7	1	—	1	25.0	0	62.5
40 Pellagra (281)	—	—	—	0	0	0	—	—	—	0	0	0
41 Anemias (290-293)	—	—	—	0	0	0	—	—	—	0	0	0
42 Vascular lesions affecting central nervous system (330-334)	7	5	2	145.8	151.5	133.3	8	3	5	200.0	125.0	312.5
43 Nonmeningococcal meningitis (340)	—	—	—	0	0	0	—	—	—	0	0	0
44 Rheumatic fever (400-402)	—	—	—	0	0	0	—	—	—	0	0	0
45 Heart diseases (410-443)	18	13	6	395.8	393.9	400.0	25	18	7	625.0	750.0	437.5
46 Hypertension without mention of heart (444-447)	1	—	1	20.8	0	66.7	—	—	—	0	0	0
47 Influenza and pneumonia (480-483, 490-493)	4	3	1	83.3	90.9	66.7	—	—	—	0	0	0
48 Bronchitis (500-502)	—	—	—	0	0	0	—	—	—	0	0	0
49 Ulcer of stomach and duodenum (540, 541)	—	—	—	0	0	0	1	1	—	25.0	41.7	0
50 Appendicitis (550-553)	—	—	—	0	0	0	—	—	—	0	0	0
51 Intestinal obstruction and hernia (560, 561, 570)	—	—	—	0	0	0	—	—	—	0	0	0
52 Gastritis, duodenitis, ulceritis and colitis (except diarrhea of the newborn) (543, 571, 572)	—	—	—	0	0	0	1	—	1	25.0	0	62.5
53 Cirrhosis of liver (581)	1	—	1	20.8	30.3	0	1	—	1	25.0	0	62.5
54 Nephritis and nephrosis (590-594)	1	1	—	20.8	30.3	0	1	—	1	25.0	0	62.5
55 Hypertrophy of prostate (610)	—	—	—	0	0	0	—	—	—	0	0	0
56 Complications of pregnancy, childbirth and the puerperium (640-652, 670-689)	—	—	—	0	0	0	—	—	—	0	0	0
57 Congenital malformations (750-759)	2	2	—	41.7	60.6	0	3	2	1	75.0	83.3	62.5
58 Birth injuries, postnatal asphyxia and asphyxia (760-762)	—	—	—	0	0	0	1	1	—	25.0	41.7	0
59 Infection of the newborn (763-768)	—	—	—	0	0	0	—	—	—	0	0	0
60 Other diseases peculiar to early infancy, and immaturity unspecified (769-776)	2	1	1	41.7	30.3	66.7	1	—	1	25.0	0	62.5
61 Sanity, without mention of psychosis (794)	—	—	—	0	0	0	—	—	—	0	0	0
62 Ill-defined and unknown causes (780-793, 795)	—	—	—	0	0	0	—	—	—	0	0	0
63 Motor vehicle accidents (810-833)	1	1	—	20.8	30.3	0	2	1	1	50.0	41.7	62.5
64 All other accidents (890-893, 894-896)	2	2	—	41.7	60.6	0	—	—	—	0	0	0
65 Suicide (E963, E970-E979)	—	—	—	0	0	0	—	—	—	0	0	0
66 Homicide (E964, E980-E985)	2	1	1	41.7	30.3	66.7	2	—	2	50.0	0	125.0
67 All other diseases (residual)	5	3	2	104.2	90.9	133.3	5	4	1	125.0	166.7	62.5

TABLE XIV-C VITAL STATISTICS, BY CITY, BY RACE, GEORGIA, 1966
POPULATION 2,500-9,999

ITEM	BREMEN						SUFORD						
	Number			Rate or Ratio *			Number			Rate or Ratio *			
	Total	White	Non-White	Total	White	Non-White	Total	White	Non-White	Total	White	Non-White	
1 Estimated population as of July 1	3,500	3,200	300				5,200	4,000	1,200				1
LIVE BIRTHS													
2 Total	73	64	9	20.9	20.0	30.0	121	80	41	23.3	20.0	34.2	2
3 Delivered in hospital	70	64	6	95.9	100.0	66.7	120	80	40	99.2	100.0	97.6	3
4 Delivered in home by physician	-	-	-	0	0	0	1	-	1	0.8	0	2.4	4
5 Delivered in home by midwife	3	-	3	4.1	0	33.3	-	-	-	0	0	0	5
6 Other deliveries	-	-	-	0	0	0	-	-	-	0	0	0	6
7 Immature births	11	10	1	150.7	156.3	111.1	16	8	8	132.2	100.0	195.1	7
8 Live births to unwed mothers	4	-	4	54.8	0	444.4	11	1	10	90.9	12.5	243.9	8
FETAL DEATHS													
9 Total	2	2	-	27.4	31.3	0	-	-	-	0	0	0	9
10 Under 20 weeks gestation	2	2	-	27.4	31.3	0	-	-	-	0	0	0	10
11 20-27 weeks gestation	-	-	-	0	0	0	-	-	-	0	0	0	11
12 28 weeks and more	-	-	-	0	0	0	-	-	-	0	0	0	12
13 Unknown length of gestation	-	-	-	0	0	0	-	-	-	0	0	0	13
DEATHS													
14 Total, all ages	37	34	3	1057.1	1062.5	1000.0	50	35	15	961.5	875.0	1250.0	14
15 Under 1 year	2	2	-	27.4	31.3	0	4	3	1	33.1	37.5	24.4	15
16 Under 28 days	2	2	-	27.4	31.3	0	2	2	-	16.5	25.0	0	16
17 Deaths from immaturity	1	-	-	0	0	0	-	-	-	0	0	0	17
18 1-4 years **	1	1	-	-	-	-	-	-	-	-	-	-	18
19 Maternal deaths	-	-	-	0	0	0	-	-	-	0	0	0	19
CAUSE OF DEATH													
20 Tuberculosis, all forms (001-019)	-	-	-	0	0	0	1	1	-	19.2	25.0	0	20
21 Syphilis and its sequelae (020-029)	-	-	-	0	0	0	-	-	-	0	0	0	21
22 Typhoid fever (040)	-	-	-	0	0	0	-	-	-	0	0	0	22
23 Dysentery, all forms (045-048)	-	-	-	0	0	0	-	-	-	0	0	0	23
24 Scarlet fever (050)	-	-	-	0	0	0	-	-	-	0	0	0	24
25 Streptococcal sore throat (051)	-	-	-	0	0	0	-	-	-	0	0	0	25
26 Diphtheria (055)	-	-	-	0	0	0	-	-	-	0	0	0	26
27 Whooping cough (056)	-	-	-	0	0	0	-	-	-	0	0	0	27
28 Meningococcal infections (057)	-	-	-	0	0	0	-	-	-	0	0	0	28
29 Acute poliomyelitis (080)	-	-	-	0	0	0	-	-	-	0	0	0	29
30 Acute infectious encephalitis (082)	-	-	-	0	0	0	-	-	-	0	0	0	30
31 Smallpox (084)	-	-	-	0	0	0	-	-	-	0	0	0	31
32 Measles (085)	-	-	-	0	0	0	-	-	-	0	0	0	32
33 Typhus and other rickettsial diseases (100-103, 105-108)	-	-	-	0	0	0	-	-	-	0	0	0	33
34 Rocky Mountain spotted fever (104)	-	-	-	0	0	0	-	-	-	0	0	0	34
35 Malaria (110-117)	-	-	-	0	0	0	-	-	-	0	0	0	35
36 All other diseases classified as infective and parasitic (030-039, 041-044, 049, 052-054, 059-074, 081, 083, 086-096, 120-138)	-	-	-	0	0	0	-	-	-	0	0	0	36
37 Malignant neoplasms, including neoplasms of lymphatic and haematopoietic tissues (140-205)	6	6	-	171.4	187.5	0	6	3	3	115.4	75.0	250.0	37
38 Benign and unspecified neoplasms (210-239)	-	-	-	0	0	0	-	-	-	0	0	0	38
39 Diabetes mellitus (260)	-	-	-	0	0	0	-	-	-	0	0	0	39
40 Pellagra (281)	-	-	-	0	0	0	-	-	-	0	0	0	40
41 Anemias (290-293)	-	-	-	0	0	0	-	-	-	0	0	0	41
42 Vascular lesions affecting central nervous system (330-334)	6	4	2	171.4	125.0	666.7	15	11	4	288.5	275.0	333.3	42
43 Nonmeningococcal meningitis (340)	-	-	-	0	0	0	-	-	-	0	0	0	43
44 Rheumatic fever (400-402)	-	-	-	0	0	0	-	-	-	0	0	0	44
45 Heart diseases (410-443)	7	6	1	200.0	187.5	333.3	11	10	1	211.5	250.0	83.3	45
46 Hypertension without mention of heart (444-447)	-	-	-	0	0	0	-	-	-	0	0	0	46
47 Influenza and pneumonia (480-483, 490-493)	2	2	-	57.1	62.5	0	-	-	-	0	0	0	47
48 Bronchitis (500-502)	-	-	-	0	0	0	-	-	-	0	0	0	48
49 Ulcer of stomach and duodenum (540, 541)	1	1	-	28.6	31.3	0	-	-	-	0	0	0	49
50 Appendicitis (550-553)	-	-	-	0	0	0	-	-	-	0	0	0	50
51 Intestinal obstruction and hernia (560, 561, 570)	-	-	-	0	0	0	-	-	-	0	0	0	51
52 Gastritis, duodenitis, enteritis and colitis (except diarrhea of the newborn) (543, 571, 572)	-	-	-	0	0	0	-	-	-	0	0	0	52
53 Cirrhosis of liver (581)	-	-	-	0	0	0	-	-	-	0	0	0	53
54 Nephritis and nephrosis (590-594)	1	1	-	28.6	31.3	0	-	-	-	0	0	0	54
55 Hyperplasia of prostate (610)	-	-	-	0	0	0	-	-	-	0	0	0	55
56 Complications of pregnancy, childbirth and the puerperium (640-652, 670-689)	-	-	-	0	0	0	-	-	-	0	0	0	56
57 Congenital malformations (750-759)	1	1	-	28.6	31.3	0	1	1	-	19.2	25.0	0	57
58 Birth injuries, postnatal asphyxia and atelectasis (760-762)	1	1	-	28.6	31.3	0	1	1	-	19.2	25.0	0	58
59 Infection of the newborn (763-768)	-	-	-	0	0	0	1	1	-	19.2	25.0	0	59
60 Other diseases peculiar to early infancy, and immaturity unqualified (769-776)	-	-	-	0	0	0	-	-	-	0	0	0	60
61 Senility, without mention of psychosis (794)	1	1	-	28.6	31.3	0	-	-	-	0	0	0	61
62 Ill-defined and unknown causes (780-793, 795)	-	-	-	0	0	0	2	1	1	38.5	25.0	83.3	62
63 Motor vehicle accidents (E810-E835)	2	2	-	57.1	62.5	0	1	1	-	19.2	25.0	0	63
64 All other accidents (E800-E802, E840-E962)	1	1	-	28.6	31.3	0	3	1	2	57.7	25.0	166.7	64
65 Suicide (E963, E970-E979)	4	4	-	114.3	125.0	0	1	1	-	19.2	25.0	0	65
66 Homicide (E964, E980-E985)	1	1	-	28.6	31.3	0	-	-	-	0	0	0	66
67 All other diseases (residual)	3	3	-	85.7	93.8	0	4	2	2	76.9	50.0	166.7	67

TABLE XIV-C VITAL STATISTICS, BY CITY, BY RACE, GEORGIA, 1966
POPULATION, 2,500-9,999

126

ITEM	CAIRO						CALHOUN					
	Number			Rate or Ratio			Number			Rate or Ratio		
	Total	White	Non-White	Total	White	Non-White	Total	White	Non-White	Total	White	Non-White
1 Estimated population as of July 1	8,400	4,800	3,600				4,000	3,300	700			
LIVE BIRTHS												
2 Total	180	96	84	21.4	20.0	23.3	114	92	22	28.5	27.9	31.4
3 Delivered in hospital	145	96	49	80.6	100.0	58.3	114	92	22	100.0	100.0	100.0
4 Delivered in home by physician	2	-	2	1.1	0	2.4	-	-	-	0	0	0
5 Delivered in home by midwife	33	-	33	18.3	0	39.3	-	-	-	0	0	0
6 Other deliveries	-	-	-	0	0	0	-	-	-	0	0	0
7 Immature births	10	2	8	5.6	20.8	95.2	12	9	3	105.3	97.8	136.4
8 Live births to unwed mothers	31	1	30	172.2	10.4	357.1	6	1	5	52.6	10.9	227.3
FETAL DEATHS												
9 Total	4	2	2	22.2	20.8	23.8	1	1	-	8.8	10.9	0
10 Under 20 weeks gestation	2	2	-	11.1	20.8	0	-	-	-	0	0	0
11 20-27 weeks gestation	-	-	-	0	0	0	1	1	-	8.8	10.9	0
12 28 weeks and more	1	-	1	5.6	0	11.9	-	-	-	0	0	0
13 Unknown length of gestation	1	-	1	5.6	0	11.9	-	-	-	0	0	0
DEATHS												
14 Total, all ages	82	48	34	976.2	1000.0	944.4	64	54	10	1600.0	1636.4	1428.6
15 Under 1 year	5	2	3	27.8	20.8	35.7	2	2	-	17.5	21.7	0
16 Under 28 days	2	2	-	11.1	20.8	0	2	2	-	17.5	21.7	0
17 Deaths from immaturity	-	-	-	0	0	0	1	1	-	8.8	10.9	0
18 1-4 years "	-	-	-	0	0	0	-	-	-	0	0	0
19 Maternal deaths	-	-	-	0	0	0	-	-	-	0	0	0
CAUSE OF DEATH												
20 Tuberculosis, all forms (001-019)	-	-	-	0	0	0	-	-	-	0	0	0
21 Syphilis and its sequelae (020-029)	-	-	-	0	0	0	-	-	-	0	0	0
22 Typhoid fever (040)	-	-	-	0	0	0	-	-	-	0	0	0
23 Dysentery, all forms (045-048)	-	-	-	0	0	0	-	-	-	0	0	0
24 Scarlet fever (050)	-	-	-	0	0	0	-	-	-	0	0	0
25 Streptococcal sore throat (051)	-	-	-	0	0	0	-	-	-	0	0	0
26 Diphtheria (055)	-	-	-	0	0	0	-	-	-	0	0	0
27 Whooping cough (056)	-	-	-	0	0	0	-	-	-	0	0	0
28 Meningococcal infections (057)	-	-	-	0	0	0	-	-	-	0	0	0
29 Acute poliomyelitis (060)	-	-	-	0	0	0	-	-	-	0	0	0
30 Acute infectious encephalitis (082)	-	-	-	0	0	0	-	-	-	0	0	0
31 Smallpox (084)	-	-	-	0	0	0	-	-	-	0	0	0
32 Measles (085)	-	-	-	0	0	0	-	-	-	0	0	0
33 Typhus and other rickettsial diseases (100-103, 105-108)	-	-	-	0	0	0	-	-	-	0	0	0
34 Rocky Mountain spotted fever (104)	-	-	-	0	0	0	-	-	-	0	0	0
35 Malaria (110-117)	-	-	-	0	0	0	-	-	-	0	0	0
36 All other diseases classified as infectious and parasitic (130-139, 041-044, 049, 052-054, 059-074, 081, 083, 086-096, 120-138)	-	-	-	0	0	0	-	-	-	0	0	0
37 Malignant neoplasms, including neoplasms of lymphatic and haematopoietic tissues (140-205)	10	7	3	119.0	145.8	83.3	9	8	1	225.0	242.4	142.9
38 Benign and unspecified neoplasms (210-239)	-	-	-	0	0	0	-	-	-	0	0	0
39 Diabetes mellitus (260)	1	1	-	11.9	20.8	0	1	-	1	25.0	0	142.9
40 Fallot's (281)	-	-	-	0	0	0	-	-	-	0	0	0
41 Anemias (290-293)	-	-	-	0	0	0	-	-	-	0	0	0
42 Vascular lesions affecting central nervous system (330-334)	15	6	9	178.6	125.0	250.0	11	10	1	275.0	303.0	142.9
43 Nonmeningococcal meningitis (340)	1	1	-	11.9	20.8	0	-	-	-	0	0	0
44 Rheumatic fever (400-402)	-	-	-	0	0	0	-	-	-	0	0	0
45 Heart diseases (410-443)	32	21	11	381.0	437.5	305.6	22	17	5	550.0	515.2	714.3
46 Hypertension without mention of heart (444-447)	1	-	1	11.9	0	27.8	-	-	-	0	0	0
47 Influenza and pneumonia (480-483, 490-493)	3	1	2	35.7	20.8	55.6	1	1	-	25.0	30.3	0
48 Bronchitis (500-502)	-	-	-	0	0	0	-	-	-	0	0	0
49 Ulcer of stomach and duodenum (540, 541)	2	1	1	23.8	20.8	27.8	-	-	-	0	0	0
50 Appendicitis (550-553)	-	-	-	0	0	0	-	-	-	0	0	0
51 Intestinal obstruction and hernia (560, 561, 570)	2	1	1	23.8	20.8	27.8	-	-	-	0	0	0
52 Gastritis, duodenitis, enteritis and colitis (except diarrhea of the newborn) (543, 571, 572)	1	-	1	11.9	0	27.8	1	1	-	25.0	30.3	0
53 Cirrhosis of liver (581)	1	1	-	11.9	20.8	0	-	-	-	0	0	0
54 Nephritis and nephrosis (590-594)	-	-	-	0	0	0	-	-	-	0	0	0
55 Hypertrophy of prostate (610)	-	-	-	0	0	0	-	-	-	0	0	0
56 Complications of pregnancy, childbirth and the puerperium (640-652, 670-689)	-	-	-	0	0	0	-	-	-	0	0	0
57 Congenital malformations (750-759)	-	-	-	0	0	0	-	-	-	0	0	0
58 Birth injuries, postnatal asphyxia and atelectasis (760-762)	-	-	-	0	0	0	-	-	-	0	0	0
59 Infection of the newborn (763-768)	-	-	-	0	0	0	-	-	-	0	0	0
60 Other diseases peculiar to early infancy, and immaturity unqualified (769-776)	1	1	-	11.9	20.8	0	2	2	-	50.0	60.6	0
61 Senility, without mention of psychosis (794)	-	-	-	0	0	0	-	-	-	0	0	0
62 Ill-defined and unknown causes (780-793, 795)	-	-	-	0	0	0	1	1	-	25.0	30.3	0
63 Motor vehicle accidents (E810-E835)	9	2	3	59.5	41.7	83.3	5	5	2	125.0	151.5	0
64 All other accidents (E800-E802, E840-E862)	2	-	2	23.8	41.7	0	1	1	-	50.0	0	285.7
65 Suicide (E923, E970-E979)	2	2	-	23.8	41.7	0	-	-	-	25.0	30.3	0
66 Homicide (E964, E980-E985)	-	-	-	0	0	0	-	-	-	0	0	0
67 All other diseases (residual)	5	3	2	59.5	62.5	55.6	7	7	-	175.0	212.1	0

TABLE XIV-C VITAL STATISTICS, BY CITY, BY RACE, GEORGIA, 1966
POPULATION 2,500-9,999

ITEM	CAMILLA						CEDARTOWN					
	Number			Rate or Ratio *			Number			Rate or Ratio *		
	Total	White	Non-White	Total	White	Non-White	Total	White	Non-White	Total	White	Non-White
1 Estimated population as of July 1	5,500	2,200	3,300				9,800	8,200	1,600			
LIVE BIRTHS												
2 Total	128	38	90	23.3	17.3	27.3	177	134	43	18.1	16.3	26.9
3 Delivered in hospital	123	38	85	96.1%	100.0%	94.4%	176	134	42	99.4%	100.0%	97.7%
4 Delivered in home by physician				0%	0%	0%	1		1	0.6%	0%	2.3%
5 Delivered in home by midwife	5		5	3.9%	0%	5.6%				0%	0%	0%
6 Other deliveries				0%	0%	0%				0%	0%	0%
7 Immature births	9	1	8	70.3	26.3	88.9	19	10	9	107.3	74.6	209.3
8 Live births to unwed mothers	21		21	164.1	0	233.3	17	4	13	96.0	29.9	302.3
FETAL DEATHS												
9 Total	6	1	5	46.9	26.3	55.6	3	3		16.9	22.4	0
10 Under 20 weeks gestation	3	1	2	23.4	26.3	22.2				0	0	0
11 20-27 weeks gestation	2		2	15.6	0	22.2				0	0	0
12 28 weeks and more	1		1	7.8	0	11.1	3	3		16.9	22.4	0
13 Unknown length of gestation				0	0	0				0	0	0
DEATHS												
14 Total, all ages	52	25	27	945.5	1136.4	818.2	119	100	19	214.3	219.5	1187.5
15 Under 1 year	1		1	7.8	0	11.1	6	2	4	33.9	14.9	93.0
16 Under 28 days				7.8	0	11.1	5	2	3	28.2	14.9	69.8
17 Deaths from immaturity				0	0	0	3	1	2	16.9	7.5	46.5
18 1-4 years **	2		2									
19 Maternal deaths				0	0	0				0	0	0
CAUSE OF DEATH												
20 Tuberculosis, all forms (001-019)	1	1		18.2	45.5	0				0	0	0
21 Syphilis and its sequelae (020-029)				0	0	0				0	0	0
22 Typhoid fever (040)				0	0	0				0	0	0
23 Dysentery, all forms (045-048)				0	0	0				0	0	0
24 Scarlet fever (050)				0	0	0				0	0	0
25 Streptococcal sore throat (051)				0	0	0				0	0	0
26 Diphtheria (055)				0	0	0				0	0	0
27 Whooping cough (056)				0	0	0				0	0	0
28 Meningococcal infections (057)				0	0	0				0	0	0
29 Acute poliomyelitis (080)				0	0	0				0	0	0
30 Acute infectious encephalitis (082)				0	0	0				0	0	0
31 Smallpox (084)				0	0	0				0	0	0
32 Measles (085)				0	0	0				0	0	0
33 Typhus and other rickettsial diseases (100-103, 105-108)				0	0	0				0	0	0
34 Rocky Mountain spotted fever (104)				0	0	0				0	0	0
35 Malaria (110-117)				0	0	0				0	0	0
36 All other diseases classified as infective and parasitic (030-039, 041-044, 049, 052-054, 059-074, 081, 083, 086-096, 120-138)				0	0	0				0	0	0
37 Malignant neoplasms, including neoplasms of lymphatic and haematopoietic tissues (140-205)	11	4	7	200.0	181.8	212.1	13	13		132.7	158.5	0
38 Benign and unspecified neoplasms (210-239)				0	0	0				0	0	0
39 Diabetes mellitus (260)				0	0	0				0	0	0
40 Pellagra (281)				0	0	0				0	0	0
41 Anemias (290-293)				0	0	0				0	0	0
42 Vascular lesions affecting central nervous system (330-334)	11	5	6	200.0	227.3	181.8	12	10	2	122.4	122.0	125.0
43 Nonmeningococcal meningitis (340)				0	0	0				0	0	0
44 Rheumatic fever (400-402)				0	0	0				0	0	0
45 Heart diseases (410-443)	17	11	6	309.1	500.0	181.8	49	45	4	500.0	548.8	250.0
46 Hypertension without mention of heart (444-447)				0	0	0	6	4	2	61.2	48.8	125.0
47 Influenza and pneumonia (480-483, 490-493)	4	2	2	72.7	90.9	60.6				0	0	0
48 Bronchitis (500-502)				0	0	0				0	0	0
49 Ulcer of stomach and duodenum (540, 541)				0	0	0				0	0	0
50 Appendicitis (550-553)	1		1	18.2	0	30.3				0	0	0
51 Intestinal obstruction and hernia (560, 561, 570)				0	0	0	1	1		10.2	12.2	0
52 Gastritis, duodenitis, enteritis and colitis (except diarrhea of the newborn) (543, 571, 572)	1		1	18.2	0	30.3				0	0	0
53 Cirrhosis of liver (581)				0	0	0	2	2		20.4	24.4	0
54 Nephritis and nephrosis (590-594)				0	0	0				0	0	0
55 Hyperplasia of prostate (610)				0	0	0				0	0	0
56 Complications of pregnancy, childbirth and the puerperium (640-652, 670-689)				0	0	0				0	0	0
57 Congenital malformations (750-759)	2		2	36.4	0	60.6				0	0	0
58 Birth injuries, postnatal asphyxia and atelectasis (760-762)				0	0	0				0	0	0
59 Infection of the newborn (763-768)				0	0	0				0	0	0
60 Other diseases peculiar to early infancy, and immaturity unqualified (769-776)				0	0	0	5	2	3	51.0	24.4	187.5
61 Senility, without mention of psychosis (794)				0	0	0				0	0	0
62 Ill-defined and unknown causes (780-793, 795)	1		1	18.2	0	30.3	1		1	10.2	0	62.5
63 Motor vehicle accidents (E810-E835)				0	0	0	6	5	1	61.2	61.0	62.5
64 All other accidents (E800-E802, E840-E862)	1	1		18.2	45.5	0	6	4	2	61.2	48.8	125.0
65 Suicide (E963, E970-E979)				0	0	0	3	2	1	30.6	24.4	62.5
66 Homicide (E964, E980-E985)	1		1	18.2	0	30.3	2	1	1	20.4	12.2	62.5
67 All other diseases (residual)	1	1		18.2	45.5	0	10	8	2	102.0	97.6	125.0

TABLE XIV-C VITAL STATISTICS, BY CITY, BY RACE, GEORGIA, 1966
POPULATION 2,500-9,999

ITEM	CLAXTON						COCHRAN						
	Number			Rate or Ratio *			Number			Rate or Ratio *			
	Total	White	Non-White	Total	White	Non-White	Total	White	Non-White	Total	White	Non-White	
1 Estimated population as of July 1	3,000	2,100	900				5,200	3,500	1,700				1
LIVE BIRTHS													
2 Total	62	35	27	20.7	16.7	30.0	79	27	52	15.2	7.7	30.6	2
3 Delivered in hospital	44	35	9	71.0	100.0	33.3	35	26	9	44.3	96.3	17.3	3
4 Delivered in home by physician	18		18	29.0	0	66.7				0	0	0	4
5 Delivered in home by midwife				0	0	0	44	1	43	55.7	3.7	82.7	5
6 Other deliveries				0	0	0				0	0	0	6
7 Immature births	5	3	2	8.6	65.7	74.1	15	3	12	189.9	111.1	230.8	7
8 Live births to unwed mothers	9	3	6	145.2	85.7	222.2	28	1	27	354.4	37.0	519.2	8
FETAL DEATHS													
9 Total	3	1	2	48.4	28.6	74.1	2	2		25.3	74.1	0	9
10 Under 20 weeks gestation	1	1		16.1	28.6	0				0	0	0	10
11 20-27 weeks gestation	1			0	0	0	1	1		12.7	37.0	0	11
12 28 weeks and more	1		1	16.1	0	37.0				0	0	0	12
13 Unknown length of gestation	1		1	16.1	0	37.0	1	1		12.7	37.0	0	13
DEATHS													
14 Total, all ages	39	29	10	300.0	1381.0	1111.1	55	34	21	1057.7	971.4	1235.2	14
15 Under 1 year	1	1		16.1	28.6	0	6	6	6	75.9	0	115.4	15
16 Under 28 days	1	1		16.1	28.6	0				0	0	0	16
17 Deaths from immaturity	1	1		16.1	28.6	0				0	0	0	17
18 1-4 years **				0	0	0				0	0	0	18
19 Maternal deaths				0	0	0				0	0	0	19
CAUSE OF DEATH													
20 Tuberculosis, all forms (001-019)				0	0	0				0	0	0	20
21 Syphilis and its sequelae (020-029)				0	0	0				0	0	0	21
22 Typhoid fever (040)				0	0	0				0	0	0	22
23 Dysentery, all forms (045-048)				0	0	0				0	0	0	23
24 Scarlet fever (050)				0	0	0				0	0	0	24
25 Streptococcal sore throat (051)				0	0	0				0	0	0	25
26 Diphtheria (055)				0	0	0				0	0	0	26
27 Whooping cough (056)				0	0	0				0	0	0	27
28 Meningococcal infections (057)				0	0	0				0	0	0	28
29 Acute poliomyelitis (060)				0	0	0				0	0	0	29
30 Acute infectious encephalitis (062)				0	0	0				0	0	0	30
31 Smallpox (084)				0	0	0				0	0	0	31
32 Measles (085)				0	0	0				0	0	0	32
33 Typhus and other rickettsial diseases (100-103, 105-108)				0	0	0				0	0	0	33
34 Rocky Mountain spotted fever (104)				0	0	0				0	0	0	34
35 Malaria (110-117)				0	0	0				0	0	0	35
36 All other diseases classified as infective and parasitic (030-039, 041-044, 049, 052-054, 059-074, 081, 083, 086-096, 120-130)	1	1		33.3	47.6	0	1		1	19.2	0	58.8	36
37 Malignant neoplasms, including neoplasms of lymphatic and hematopoietic tissues (140-205)	6	4	2	200.0	190.5	222.2	7	7		134.6	200.0	0	37
38 Benign and unspecified neoplasms (210-239)				0	0	0				0	0	0	38
39 Diabetes mellitus (260)	1			33.3	0	111.1				0	0	0	39
40 Pellagra (281)				0	0	0				0	0	0	40
41 Anemia (290-293)				0	0	0				0	0	0	41
42 Vascular lesions affecting central nervous system (330-334)	6	4	2	200.0	190.5	222.2	6	4	2	115.4	114.3	117.6	42
43 Nonmeningococcal meningitis (340)				0	0	0				0	0	0	43
44 Rheumatic fever (400-402)				0	0	0				0	0	0	44
45 Heart diseases (410-443)	16	12	4	533.3	571.4	444.4	18	10	8	346.2	285.7	470.6	45
46 Hypertension without mention of heart (444-447)				0	0	0				0	0	0	46
47 Influenza and pneumonia (480-483, 490-493)	3	3		100.0	142.9	0				0	0	0	47
48 Bronchitis (500-502)				0	0	0				0	0	0	48
49 Ulcer of stomach and duodenum (540, 541)				0	0	0				0	0	0	49
50 Appendicitis (550-553)				0	0	0				0	0	0	50
51 Intestinal obstruction and hernia (560, 561, 570)				0	0	0				0	0	0	51
52 Gastritis, duodenitis, enteritis and colitis (except diarrhea of the newborn) (543, 571, 572)				0	0	0				0	0	0	52
53 Cirrhosis of liver (581)				0	0	0	1	1		19.2	28.6	0	53
54 Nephritis and nephrosis (590-594)				0	0	0				0	0	0	54
55 Hyperplasia of prostate (610)	1	1		33.3	47.6	0				0	0	0	55
56 Complications of pregnancy, childbirth and the puerperium (640-652, 670-689)				0	0	0				0	0	0	56
57 Congenital malformations (750-759)	1	1		33.3	47.6	0				0	0	0	57
58 Birth injuries, postnatal asphyxia and asolectosis (760-762)				0	0	0				0	0	0	58
59 Infection of the newborn (763-768)				0	0	0				0	0	0	59
60 Other diseases peculiar to early infancy, and immaturity unspecified (769-776)	1	1		33.3	47.6	0				0	0	0	60
61 Senility, without mention of psychosis (794)				0	0	0				0	0	0	61
62 Ill-defined and unknown causes (780-793, 795)				0	0	0	2		2	38.5	0	117.6	62
63 Motor vehicle accidents (E810-E833)				0	0	0	1	1		19.2	28.6	0	63
64 All other accidents (E890-E902, E940-E962)				0	0	0	1	1		19.2	28.6	0	64
65 Suicide (E963, E970-E979)				0	0	0	4	3	1	76.9	85.7	58.8	65
66 Homicide (E984, E990-E995)	1		1	33.3	0	111.1	3	1	2	57.7	28.6	117.6	66
67 All other diseases (residual)	2	2		66.7	95.2	0	4	3	1	76.9	85.7	58.8	67

TABLE XIV-C VITAL STATISTICS, BY CITY, BY RACE, GEORGIA, 1966
POPULATION 2,500-9,999

ITEM	COMMERCE						CONYERS						
	Number			Rate or Ratio *			Number			Rate or Ratio *			
	Total	White	Non-White	Total	White	Non-White	Total	White	Non-White	Total	White	Non-White	
1 Estimated population as of July 1	3,800	3,300	500				4,300	2,700	1,600				1
LIVE BIRTHS													
2 Total	67	57	10	17.6	17.3	20.0	100	64	36	23.3	23.7	22.5	2
3 Delivered in hospital	67	57	10	100.0	100.0	100.0	100	64	36	100.0	100.0	100.0	3
4 Delivered in home by physician				0	0	0				0	0	0	4
5 Delivered in home by midwife				0	0	0				0	0	0	5
6 Other deliveries				0	0	0				0	0	0	6
7 Immature births	8	5	3	11.9	8.7	30.0	8	4	4	80.0	62.5	111.1	7
8 Live births to unwed mothers	3	1	2	4.4	1.5	20.0	12	3	9	120.0	46.9	250.0	8
FETAL DEATHS													
9 Total	1	1		14.9	17.5	0	1	1		10.0	15.6	0	9
10 Under 20 weeks gestation				0	0	0				0	0	0	10
11 20-27 weeks gestation				0	0	0				0	0	0	11
12 28 weeks and more	1	1		14.9	17.5	0	1	1		10.0	15.6	0	12
13 Unknown length of gestation				0	0	0				0	0	0	13
DEATHS													
14 Total, all ages	45	34	11	184.2	1030.3	2200.0	41	31	10	953.5	1148.1	625.0	14
15 Under 1 year	1		1	14.9	0	100.0	1		1	10.0	0	27.8	15
16 Under 28 days				0	0	0	1		1	10.0	0	27.8	16
17 Deaths from immaturity				0	0	0				0	0	0	17
18 1-4 years **				0	0	0	1	1		0	0	0	18
19 Maternal deaths				0	0	0				0	0	0	19
CAUSE OF DEATH													
20 Tuberculosis, all forms (001-019)	1	1		26.3	30.3	0	1		1	23.3	0	62.5	20
21 Syphilis and its sequelae (020-029)				0	0	0				0	0	0	21
22 Typhoid fever (040)				0	0	0				0	0	0	22
23 Dysentery, all forms (045-048)				0	0	0				0	0	0	23
24 Scarlet fever (050)				0	0	0				0	0	0	24
25 Streptococcal sore throat (051)				0	0	0				0	0	0	25
26 Diphtheria (055)				0	0	0				0	0	0	26
27 Whooping cough (056)				0	0	0				0	0	0	27
28 Meningococcal infections (057)				0	0	0				0	0	0	28
29 Acute poliomyelitis (080)				0	0	0				0	0	0	29
30 Acute infectious encephalitis (082)				0	0	0				0	0	0	30
31 Smallpox (084)				0	0	0				0	0	0	31
32 Measles (085)				0	0	0				0	0	0	32
33 Typhus and other rickettsial diseases (100-103, 105-108)				0	0	0				0	0	0	33
34 Rocky Mountain spotted fever (104)				0	0	0				0	0	0	34
35 Malaria (110-117)				0	0	0	1	1		23.3	37.0	0	35
36 All other diseases classified as infective and parasitic (030-039, 041-044, 049, 052-054, 059-074, 081, 083, 086-096, 120-138)				0	0	0				0	0	0	36
37 Malignant neoplasms, including neoplasms of lymphatic and haematopoietic tissues (140-205)	5	2	3	131.6	60.6	600.0	4	3	1	93.0	111.1	62.5	37
38 Benign and unspecified neoplasms (210-239)				0	0	0				0	0	0	38
39 Diabetes mellitus (260)				0	0	0	2	2		46.5	0	125.0	39
40 Pellagra (281)				0	0	0				0	0	0	40
41 Anemias (290-293)				0	0	0				0	0	0	41
42 Vascular lesions affecting central nervous system (330-334)	6	4	2	157.9	121.2	400.0	3	1	2	69.8	37.0	125.0	42
43 Nonmeningococcal meningitis (340)				0	0	0				0	0	0	43
44 Rheumatic fever (400-402)				0	0	0				0	0	0	44
45 Heart diseases (410-443)	16	14	2	421.1	424.2	400.0	17	14	3	395.3	518.5	187.5	45
46 Hypertension without mention of heart (444-447)				0	0	0				0	0	0	46
47 Influenza and pneumonia (480-483, 490-493)	3	2	1	78.9	60.6	200.0				0	0	0	47
48 Bronchitis (500-502)				0	0	0				0	0	0	48
49 Ulcer of stomach and duodenum (540, 541)				0	0	0				0	0	0	49
50 Appendicitis (550-553)				0	0	0				0	0	0	50
51 Intestinal obstruction and hernia (560, 561, 570)				0	0	0				0	0	0	51
52 Gastritis, duodenitis, enteritis and colitis (except diarrhea of the newborn) (543, 571, 572)				0	0	0				0	0	0	52
53 Cirrhosis of liver (581)				0	0	0				0	0	0	53
54 Nephritis and nephrosis (590-594)				0	0	0				0	0	0	54
55 Hyperplasia of prostate (610)				0	0	0	1	1		23.3	37.0	0	55
56 Complications of pregnancy, childbirth and the puerperium (640-652, 670-689)				0	0	0				0	0	0	56
57 Congenital malformations (750-759)				0	0	0				0	0	0	57
58 Birth injuries, postnatal asphyxia and atelectasis (760-762)				0	0	0				0	0	0	58
59 Infection of the newborn (763-768)				0	0	0	1		1	23.3	0	62.5	59
60 Other diseases peculiar to early infancy, and immaturity unqualified (769-776)				0	0	0				0	0	0	60
61 Senility, without mention of psychosis (794)				0	0	0				0	0	0	61
62 Ill-defined and unknown causes (780-793, 795)	1	1		26.3	30.3	0				0	0	0	62
63 Motor vehicle accidents (E810-E835)	4	4		105.3	121.2	0	3	3		69.8	111.1	0	63
64 All other accidents (E800-E802, E840-E962)	2	1	1	52.6	30.3	200.0	2	2		46.5	74.1	0	64
65 Suicide (E963, E970-E979)	1	1		26.3	30.3	0				0	0	0	65
66 Homicide (E964, E980-E985)	1		1	26.3	0	200.0				0	0	0	66
67 All other diseases (residual)	5	4	1	131.6	121.2	200.0	6	6		139.5	222.2	0	67

TABLE XIV-C VITAL STATISTICS, BY CITY, BY RACE, GEORGIA, 1966
POPULATION 2,500—9,999

ITEM	CORNELIA						COVINGTON						
	Number			Rate or Ratio *			Number			Rate or Ratio *			
	Total	White	Non-White	Total	White	Non-White	Total	White	Non-White	Total	White	Non-White	
1 Estimated population as of July 1	3,200	2,800	400				9,300	5,000	4,300				1
LIVE BIRTHS													
2 Total	56	45	11	17.5	16.1	27.5	204	93	111	21.9	18.6	25.8	2
3 Delivered in hospital	56	45	11	100.0%	100.0%	100.0%	183	93	90	89.7%	100.0%	81.1%	3
4 Delivered in home by physician				0%	0%	0%	1		1	0.5%	0%	0.9%	4
5 Delivered in home by midwife				0%	0%	0%	20		20	9.8%	0%	18.0%	5
6 Other deliveries				0%	0%	0%				0%	0%	0%	6
7 Immature births	5	3	2	89.3	66.7	181.8	21	9	12	102.9	96.8	108.1	7
8 Live births to unwed mothers	6	4	2	107.1	88.9	181.8	31	1	30	152.0	10.8	270.3	8
FETAL DEATHS													
9 Total	1		1	17.9	0	90.9	3	1	2	14.7	10.8	18.0	9
10 Under 20 weeks gestation	1		1	17.9	0	90.9				0	0	0	10
11 20-27 weeks gestation				0	0	0	3	1	2	14.7	10.8	18.0	11
12 28 weeks and more				0	0	0				0	0	0	12
13 Unknown length of gestation				0	0	0				0	0	0	13
DEATHS													
14 Total, all ages	25	23	2	781.3	821.4	500.0	84	47	37	903.2	940.0	860.5	14
15 Under 1 year				0	0	0	5	1	4	24.5	10.8	36.0	15
16 Under 28 days				0	0	0	3	1	2	14.7	10.8	18.0	16
17 Deaths from immaturity				0	0	0	3	1	2	14.7	10.8	18.0	17
18 1-4 years **				0	0	0	2	2					18
19 Maternal deaths				0	0	0				0	0	0	19
CAUSE OF DEATH													
20 Tuberculosis, all forms (001-019)				0	0	0				0	0	0	20
21 Syphilis and its sequelae (020-029)				0	0	0				0	0	0	21
22 Typhoid fever (040)				0	0	0				0	0	0	22
23 Dysentery, all forms (045-046)				0	0	0				0	0	0	23
24 Scarlet fever (050)				0	0	0				0	0	0	24
25 Streptococcal sore throat (051)				0	0	0				0	0	0	25
26 Diphtheria (055)				0	0	0				0	0	0	26
27 Whooping cough (056)				0	0	0				0	0	0	27
28 Meningococcal infections (057)				0	0	0				0	0	0	28
29 Acute poliomyelitis (060)				0	0	0				0	0	0	29
30 Acute infectious encephalitis (062)				0	0	0				0	0	0	30
31 Smallpox (084)				0	0	0				0	0	0	31
32 Measles (085)				0	0	0				0	0	0	32
33 Typhus and other rickettsial diseases (100-103, 105-106)				0	0	0				0	0	0	33
34 Rocky Mountain spotted fever (104)				0	0	0				0	0	0	34
35 Malaria (110-117)				0	0	0				0	0	0	35
36 All other diseases classified as infective and parasitic (030-033, 041-044, 049, 052-054, 059-074, 081, 083, 086-096, 120-138)				0	0	0	1		1	10.8	0	23.3	36
37 Malignant neoplasms, including neoplasms of lymphatic and haemopoietic tissues (140-205)	3	3		93.8	107.1	0	18	11	7	193.5	220.0	162.8	37
38 Benign and unspecified neoplasms (210-239)				0	0	0				0	0	0	38
39 Diabetes mellitus (260)				0	0	0	1	1		10.8	20.0	0	39
40 Pellagra (281)				0	0	0				0	0	0	40
41 Anemias (290-293)				0	0	0				0	0	0	41
42 Vascular lesions affecting central nervous system (330-334)	6	6		187.5	214.3	0	16	9	7	172.0	180.0	162.8	42
43 Nonmeningococcal meningitis (340)				0	0	0				0	0	0	43
44 Rheumatic fever (400-402)				0	0	0				0	0	0	44
45 Heart diseases (410-442)	10	9	1	312.5	321.4	250.0	22	14	8	236.6	280.0	186.0	45
46 Hypertension without mention of heart (444-447)				0	0	0	2		2	21.5	0	46.5	46
47 Influenza and pneumonia (480-485, 490-493)				0	0	0				0	0	0	47
48 Bronchitis (500-502)				0	0	0				0	0	0	48
49 Ulcer of stomach and duodenum (540, 541)				0	0	0	1		1	10.8	0	23.3	49
50 Appendicitis (550-553)				0	0	0				0	0	0	50
51 Intestinal obstruction and hernia (560, 561, 570)				0	0	0	1		1	10.8	0	23.3	51
52 Gastritis, duodenitis, enteritis and colitis (except diarrhea of the newborn) (543, 571, 572)				0	0	0				0	0	0	52
53 Cirrhosis of liver (581)				0	0	0	1	1		10.8	20.0	0	53
54 Hepatitis and nephrosis (590-594)				0	0	0	1		1	10.8	0	23.3	54
55 Hyperplasia of prostate (610)				0	0	0				0	0	0	55
56 Complications of pregnancy, childbirth and the puerperium (640-652, 670-689)				0	0	0				0	0	0	56
57 Congenital malformations (750-759)				0	0	0				0	0	0	57
58 Birth injuries, neonatal erythema and atelectasis (760-762)				0	0	0	1		1	10.8	0	23.3	58
59 Infection of the newborn (763-768)				0	0	0	3	1	2	32.3	20.0	46.5	59
60 Other diseases peculiar to early infancy, and immaturity unqualified (769-776)				0	0	0				0	0	0	60
61 Senility, without mention of psychosis (794)				0	0	0				0	0	0	61
62 Ill-defined and unknown causes (780-793, 795)				0	0	0				0	0	0	62
63 Motor vehicle accidents (E810-E835)	4	3	1	125.0	107.1	250.0	2	2		21.5	40.0	0	63
64 All other accidents (E800-E802, E840-E962)	1	1		31.3	35.7	0	3	2	1	32.3	40.0	23.3	64
65 Suicide (E963, E970-E979)				0	0	0	1	1		10.8	20.0	0	65
66 Homicide (E964, E980-E985)				0	0	0	3		3	32.3	0	69.6	66
67 All other diseases (residual)	1	1		31.3	35.7	0	5	4	1	53.8	80.0	23.3	67

TABLE XIV-C VITAL STATISTICS, BY CITY, BY RACE, GEORGIA, 1966
POPULATION 2,500-9,999

ITEM	CUTHBERT						DAHLONEGA						
	Number			Rate or Ratio *			Number			Rate or Ratio *			
	Total	White	Non-White	Total	White	Non-White	Total	White	Non-White	Total	White	Non-White	
1 Estimated population as of July 1	4,600	1,700	2,900				2,900	2,800	100				1
LIVE BIRTHS													
2 Total	68	18	50	14.8	10.6	17.2	34	33	1	11.7	11.8	10.0	2
3 Delivered in hospital	25	18	7	36.8	100.0	14.0	30	30	-	88.2	90.9	0	3
4 Delivered in home by physician	-	-	-	0	0	0	4	3	1	11.8	9.1	100.0	4
5 Delivered in home by midwife	43	-	43	63.2	0	86.0	-	-	-	0	0	0	5
6 Other deliveries	-	-	-	0	0	0	-	-	-	0	0	0	6
7 Immature births	3	-	3	4.4	0	60.0	2	1	1	58.8	30.3	100.0	7
8 Live births to unwed mothers	15	-	15	220.6	0	300.0	3	3	-	88.2	90.9	0	8
FETAL DEATHS													
9 Total	2	1	1	29.4	55.6	20.0	-	-	-	0	0	0	9
10 Under 20 weeks gestation	-	-	-	0	0	0	-	-	-	0	0	0	10
11 20-27 weeks gestation	1	1	-	14.7	55.6	0	-	-	-	0	0	0	11
12 28 weeks and more	1	-	1	14.7	0	20.0	-	-	-	0	0	0	12
13 Unknown length of gestation	-	-	-	0	0	0	-	-	-	0	0	0	13
DEATHS													
14 Total, all ages	66	26	40	143.8	1529.4	1379.3	19	16	3	655.2	571.4	3000.0	14
15 Under 1 year	3	-	3	44.1	0	60.0	-	-	-	0	0	0	15
16 Under 28 days	1	-	1	14.7	0	20.0	-	-	-	0	0	0	16
17 Deaths from immaturity	-	-	-	0	0	0	-	-	-	0	0	0	17
18 1-4 years **	1	-	1	0	0	0	1	1	-	0	0	0	18
19 Maternal deaths	-	-	-	0	0	0	-	-	-	0	0	0	19
CAUSE OF DEATH													
20 Tuberculosis, all forms (001-019)	1	-	1	21.7	0	34.5	-	-	-	0	0	0	20
21 Syphilis and its sequelae (020-029)	-	-	-	0	0	0	-	-	-	0	0	0	21
22 Typhoid fever (040)	-	-	-	0	0	0	-	-	-	0	0	0	22
23 Dysentery, all forms (045-048)	-	-	-	0	0	0	-	-	-	0	0	0	23
24 Scarlet fever (050)	-	-	-	0	0	0	-	-	-	0	0	0	24
25 Streptococcal sore throat (051)	-	-	-	0	0	0	-	-	-	0	0	0	25
26 Diphtheria (055)	-	-	-	0	0	0	-	-	-	0	0	0	26
27 Whooping cough (056)	-	-	-	0	0	0	-	-	-	0	0	0	27
28 Meningococcal infections (057)	-	-	-	0	0	0	-	-	-	0	0	0	28
29 Acute poliomyelitis (080)	-	-	-	0	0	0	-	-	-	0	0	0	29
30 Acute infectious encephalitis (082)	-	-	-	0	0	0	-	-	-	0	0	0	30
31 Smallpox (084)	-	-	-	0	0	0	-	-	-	0	0	0	31
32 Measles (085)	-	-	-	0	0	0	-	-	-	0	0	0	32
33 Typhus and other rickettsial diseases (100-103, 105-108)	-	-	-	0	0	0	-	-	-	0	0	0	33
34 Rocky Mountain spotted fever (104)	-	-	-	0	0	0	-	-	-	0	0	0	34
35 Malaria (110-117)	-	-	-	0	0	0	-	-	-	0	0	0	35
36 All other diseases classified as infective and parasitic (030-039, 041-044, 049, 052-054, 059-074, 081, 083, 086-096, 120-138)	-	-	-	0	0	0	-	-	-	0	0	0	36
37 Malignant neoplasms, including neoplasms of lymphatic and haematopoietic tissues (140-205)	7	7	-	152.2	411.8	0	4	2	2	137.9	71.4	2000.0	37
38 Benign and unspecified neoplasms (210-239)	-	-	-	0	0	0	-	-	-	0	0	0	38
39 Diabetes mellitus (260)	1	1	-	21.7	58.8	0	-	-	-	0	0	0	39
40 Pellagra (281)	-	-	-	0	0	0	-	-	-	0	0	0	40
41 Anemias (290-293)	-	-	-	0	0	0	-	-	-	0	0	0	41
42 Vascular lesions affecting central nervous system (330-334)	21	6	15	456.5	352.9	517.2	2	1	1	69.0	35.7	1000.0	42
43 Nonmeningococcal meningitis (340)	-	-	-	0	0	0	-	-	-	0	0	0	43
44 Rheumatic fever (400-402)	-	-	-	0	0	0	-	-	-	0	0	0	44
45 Heart diseases (410-443)	13	4	9	282.6	235.3	310.3	9	9	-	310.3	321.4	0	45
46 Hypertension without mention of heart (444-447)	-	-	-	0	0	0	-	-	-	0	0	0	46
47 Influenza and pneumonia (480-483, 490-493)	4	1	3	87.0	58.8	103.4	-	-	-	0	0	0	47
48 Bronchitis (500-502)	-	-	-	0	0	0	-	-	-	0	0	0	48
49 Ulcer of stomach and duodenum (540, 541)	1	-	1	21.7	0	34.5	-	-	-	0	0	0	49
50 Appendicitis (550-553)	-	-	-	0	0	0	-	-	-	0	0	0	50
51 Intestinal obstruction and hernia (560, 561, 570)	-	-	-	0	0	0	-	-	-	0	0	0	51
52 Gastritis, duodenitis, enteritis and colitis (except diarrhea of the newborn) (543, 571, 572)	2	-	2	43.5	0	69.0	-	-	-	0	0	0	52
53 Cirrhosis of liver (581)	1	1	-	21.7	58.8	0	1	1	-	34.5	35.7	0	53
54 Nephritis and nephrosis (590-594)	-	-	-	0	0	0	-	-	-	0	0	0	54
55 Hyperplasia of prostate (610)	-	-	-	0	0	0	-	-	-	0	0	0	55
56 Complications of pregnancy, childbirth and the puerperium (640-652, 670-689)	-	-	-	0	0	0	-	-	-	0	0	0	56
57 Congenital malformations (750-759)	1	-	1	21.7	0	34.5	-	-	-	0	0	0	57
58 Birth injuries, postnatal asphyxia and atelectasis (760-762)	-	-	-	0	0	0	-	-	-	0	0	0	58
59 Infection of the newborn (763-768)	-	-	-	0	0	0	-	-	-	0	0	0	59
60 Other diseases peculiar to early infancy, and immaturity unqualified (769-776)	-	-	-	0	0	0	-	-	-	0	0	0	60
61 Senility, without mention of psychosis (794)	-	-	-	0	0	0	-	-	-	0	0	0	61
62 Ill-defined and unknown causes (780-793, 795)	4	-	4	87.0	0	137.9	-	-	-	0	0	0	62
63 Motor vehicle accidents (E810-E835)	1	1	-	21.7	58.8	0	-	-	-	0	0	0	63
64 All other accidents (E800-E802, E840-E962)	3	3	-	65.2	176.5	0	2	2	-	69.0	71.4	0	64
65 Suicide (E963, E970-E979)	-	-	-	0	0	0	-	-	-	0	0	0	65
66 Homicide (E964, E980-E985)	6	2	4	130.4	117.6	137.9	-	-	-	0	0	0	66
67 All other diseases (residual)	-	-	-	0	0	0	-	-	-	0	0	0	67

TABLE XIV-C VITAL STATISTICS, BY CITY, BY RACE, GEORGIA, 1966
POPULATION 2,500-9,999

ITEM	DANSON						DONALSONVILLE					
	Number			Rate or Ratio ^a			Number			Rate or Ratio ^a		
	Total	White	Non-White	Total	White	Non-White	Total	White	Non-White	Total	White	Non-White
1 Estimated population as of July 1	5,700	2,200	3,500				2,900	1,700	1,200			
LIVE BIRTHS												
2 Total	123	32	91	21.6	14.5	26.0	63	29	34	21.7	17.1	28.3
3 Delivered in hospital	67	31	36	54.5%	96.9%	39.6%	61	29	32	96.8%	100.0%	94.1%
4 Delivered in home by physician	1	1		0.8%	3.1%	0%	2		2	3.2%	0%	5.9%
5 Delivered in home by midwife	55		55	44.7%	0%	60.4%				0%	0%	0%
6 Other deliveries				0%	0%	0%				0%	0%	0%
7 Immature births	11	1	10	89.4	31.3	109.9	3		3	47.6	0	88.2
8 Live births to unwed mothers	26	1	25	211.4	31.3	274.7	16	2	14	254.0	69.0	411.8
FETAL DEATHS												
9 Total	1		1	8.1	0	11.0				0	0	0
10 Under 20 weeks gestation				0	0	0				0	0	0
11 20-27 weeks gestation				0	0	0				0	0	0
12 28 weeks and more				0	0	0				0	0	0
13 Unknown length of gestation	1		1	8.1	0	11.0				0	0	0
DEATHS												
14 Total, all ages	70	28	42	228.1	127.7	1200.0	29	16	12	965.5	941.2	1000.0
15 Under 1 year	5	1	4	40.7	31.3	44.0				0	0	0
16 Under 28 days	2		2	16.3	0	22.0				0	0	0
17 Deaths from immaturity				0	0	0				0	0	0
18 1-4 years **												
19 Maternal deaths	1		1	81.3	0	109.9				0	0	0
CAUSE OF DEATH												
20 Tuberculosis, all forms (001-019)	1		1	17.5	0	28.6				0	0	0
21 Syphilis and its sequelae (020-029)				0	0	0				0	0	0
22 Typhoid fever (040)				0	0	0				0	0	0
23 Dysentery, all forms (045-048)				0	0	0				0	0	0
24 Scarlet fever (050)				0	0	0				0	0	0
25 Streptococcal sore throat (051)				0	0	0				0	0	0
26 Diphtheria (055)				0	0	0				0	0	0
27 Whooping cough (056)				0	0	0				0	0	0
28 Meningococcal infections (057)				0	0	0				0	0	0
29 Acute poliomyelitis (080)				0	0	0				0	0	0
30 Acute infectious encephalitis (082)				0	0	0				0	0	0
31 Smallpox (084)				0	0	0				0	0	0
32 Measles (095)				0	0	0				0	0	0
33 Typhus and other rickettsial diseases (100-105, 105-108)				0	0	0				0	0	0
34 Rocky Mountain spotted fever (104)				0	0	0				0	0	0
35 Malaria (110-117)				0	0	0				0	0	0
36 All other diseases classified as infective and parasitic (020-039, 041-044, 049, 052-054, 059-074, 081, 083, 084-096, 120-138)				0	0	0				0	0	0
37 Malignant neoplasms, including neoplasms of lymphatic and hematopoietic tissues (140-205)	15	8	7	263.2	363.6	200.0	9	1	2	103.4	58.8	166.7
38 Benign and unspecified neoplasms (210-239)				0	0	0				0	0	0
39 Diabetes mellitus (260)	2		2	35.1	0	57.1				0	0	0
40 Pellagra (261)				0	0	0				0	0	0
41 Anemias (290-293)				0	0	0				0	0	0
42 Vascular lesions affecting central nervous system (330-334)	6		6	105.3	0	171.4	5	2	3	172.4	117.6	250.0
43 Nonmeningococcal meningitis (340)				0	0	0				0	0	0
44 Rheumatic fever (400-402)				0	0	0				0	0	0
45 Heart diseases (410-443)	24	12	12	421.1	545.5	342.9	15	10	5	517.2	588.2	416.7
46 Hypertension without mention of heart (444-447)				0	0	0				0	0	0
47 Influenza and pneumonia (480-483, 490-493)	1		1	17.5	0	28.6				0	0	0
48 Bronchitis (500-502)				0	0	0				0	0	0
49 Ulcer of stomach and duodenum (540, 541)				0	0	0				0	0	0
50 Appendicitis (550-553)	1		1	17.5	0	28.6				0	0	0
51 Intestinal obstruction and hernia (560, 561, 570)				0	0	0				0	0	0
52 Gastritis, duodenitis, enteritis and colitis (except diarrhea of the newborn) (543, 571, 572)	2	1	1	35.1	45.5	28.6				0	0	0
53 Cirrhosis of liver (581)				0	0	0	1		1	34.5	0	83.3
54 Nephritis and nephrosis (590-594)				0	0	0				0	0	0
55 Hyperplasia of prostate (610)				0	0	0				0	0	0
56 Complications of pregnancy, childbirth and the puerperium (640-652, 670-689)	1		1	17.5	0	28.6				0	0	0
57 Congenital malformations (750-759)				0	0	0				0	0	0
58 Birth injuries, postnatal asphyxia and atelectasis (760-762)	1		1	17.5	0	28.6				0	0	0
59 Infection of the newborn (763-768)				0	0	0				0	0	0
60 Other diseases peculiar to early infancy and immaturity unqualified (769-776)				0	0	0				0	0	0
61 Senility, without mention of psychosis (794)	1	1		17.5	45.5	0				0	0	0
62 Ill-defined and unknown causes (780-793, 795)	1		1	17.5	0	28.6	1	1		34.5	58.8	0
63 Motor vehicle accidents (E810-E835)	1		1	17.5	0	28.6	2	2		69.0	117.6	0
64 All other accidents (E830-E802, E840-E862)	2	1	1	35.1	45.5	28.6				0	0	0
65 Suicide (E960, E970-E979)				0	0	0				0	0	0
66 Homicide (E964, E980-E985)	2		2	35.1	0	57.1				0	0	0
67 All other diseases (residual)	9	5	4	157.9	227.3	114.3				0	0	0

TABLE XIV-C VITAL STATISTICS, BY CITY, BY RACE, GEORGIA, 1966
POPULATION 2,500 - 9,999

ITEM	DORAVILLE						DOUGLAS						
	Number			Rate or Ratio *			Number			Rate or Ratio *			
	Total	White	Non-White	Total	White	Non-White	Total	White	Non-White	Total	White	Non-White	
1 Estimated population as of July 1	6,800	6,500	300				9,900	6,900	3,000				1
LIVE BIRTHS													
2 Total	170	162	8	25.0	24.9	26.7	192	104	88	19.4	15.1	29.3	2
3 Delivered in hospital	170	162	8	100.0%	100.0%	100.0%	191	104	87	99.5%	100.0%	98.9%	3
4 Delivered in home by physician	-	-	-	0%	0%	0%	1	-	1	0.5%	0%	1.1%	4
5 Delivered in home by midwife	-	-	-	0%	0%	0%	-	-	-	0%	0%	0%	5
6 Other deliveries	-	-	-	0%	0%	0%	-	-	-	0%	0%	0%	6
7 Immature births	12	11	1	70.6	67.9	125.0	19	8	11	99.0	76.9	125.0	7
8 Live births to unwed mothers	3	3	-	17.6	18.5	0	37	2	35	192.7	19.2	397.7	8
FETAL DEATHS													
9 Total	3	3	-	17.6	18.5	0	5	2	3	26.0	19.2	34.1	9
10 Under 20 weeks gestation	2	2	-	11.8	12.3	0	-	-	-	0	0	0	10
11 20-27 weeks gestation	1	1	-	5.9	6.2	0	1	-	1	5.2	0	11.4	11
12 28 weeks and more	-	-	-	0	0	0	4	2	2	20.8	19.2	22.7	12
13 Unknown length of gestation	-	-	-	0	0	0	-	-	-	0	0	0	13
DEATHS													
14 Total, all ages	36	30	6	529.4	461.5	2000.0	83	57	26	838.4	826.1	866.7	14
15 Under 1 year	6	6	-	35.3	37.0	0	8	4	4	41.7	38.5	45.5	15
16 Under 28 days	5	5	-	29.4	30.9	0	5	3	2	26.0	28.8	22.7	16
17 Deaths from immaturity	1	1	-	5.9	6.2	0	-	-	-	0	0	0	17
18 1-4 years **	2	2	-	0	0	0	2	2	-	0	0	0	18
19 Maternal deaths	-	-	-	0	0	0	-	-	-	0	0	0	19
CAUSE OF DEATH													
20 Tuberculosis, all forms (001-019)	-	-	-	0	0	0	-	-	-	0	0	0	20
21 Syphilis and its sequelae (020-029)	1	1	-	14.7	15.4	0	-	-	-	0	0	0	21
22 Typhoid fever (040)	-	-	-	0	0	0	-	-	-	0	0	0	22
23 Dysentery, all forms (045-048)	-	-	-	0	0	0	-	-	-	0	0	0	23
24 Scarlet fever (050)	-	-	-	0	0	0	-	-	-	0	0	0	24
25 Streptococcal sore throat (051)	-	-	-	0	0	0	-	-	-	0	0	0	25
26 Diphtheria (055)	-	-	-	0	0	0	-	-	-	0	0	0	26
27 Whooping cough (056)	-	-	-	0	0	0	-	-	-	0	0	0	27
28 Meningococcal infections (057)	-	-	-	0	0	0	-	-	-	0	0	0	28
29 Acute poliomyelitis (080)	-	-	-	0	0	0	-	-	-	0	0	0	29
30 Acute infectious encephalitis (082)	-	-	-	0	0	0	-	-	-	0	0	0	30
31 Smallpox (084)	-	-	-	0	0	0	-	-	-	0	0	0	31
32 Measles (085)	-	-	-	0	0	0	-	-	-	0	0	0	32
33 Typhus and other rickettsial diseases (100-103, 105-108)	-	-	-	0	0	0	-	-	-	0	0	0	33
34 Rocky Mountain spotted fever (104)	-	-	-	0	0	0	-	-	-	0	0	0	34
35 Malaria (110-117)	-	-	-	0	0	0	-	-	-	0	0	0	35
36 All other diseases classified as infective and parasitic (030-039, 041-044, 049, 052-054, 059-074, 081, 083, 086-096, 120-138)	-	-	-	0	0	0	-	-	-	0	0	0	36
37 Malignant neoplasms, including neoplasms of lymphatic and haematopoietic tissues (140-205)	4	4	-	58.8	61.5	0	14	11	3	141.4	159.4	100.0	37
38 Benign and unspecified neoplasms (210-239)	-	-	-	0	0	0	-	-	-	0	0	0	38
39 Diabetes mellitus (240)	1	1	-	14.7	15.4	0	1	-	1	10.1	0	33.3	39
40 Pellagra (281)	-	-	-	0	0	0	-	-	-	0	0	0	40
41 Anemias (290-293)	-	-	-	0	0	0	-	-	-	0	0	0	41
42 Vascular lesions affecting central nervous system (330-334)	3	1	2	44.1	15.4	666.7	19	11	8	191.9	159.4	266.7	42
43 Nonmeningococcal meningitis (340)	-	-	-	0	0	0	-	-	-	0	0	0	43
44 Rheumatic fever (400-402)	-	-	-	0	0	0	-	-	-	0	0	0	44
45 Heart diseases (410-443)	11	7	4	161.8	107.7	1333.3	24	19	5	242.4	275.4	166.7	45
46 Hypertension without mention of heart (444-447)	-	-	-	0	0	0	1	-	1	10.1	0	33.3	46
47 Influenza and pneumonia (480-483, 490-493)	1	1	-	14.7	15.4	0	-	-	-	0	0	0	47
48 Bronchitis (500-502)	-	-	-	0	0	0	-	-	-	0	0	0	48
49 Ulcer of stomach and duodenum (540, 541)	-	-	-	0	0	0	-	-	-	0	0	0	49
50 Appendicitis (550-553)	-	-	-	0	0	0	-	-	-	0	0	0	50
51 Intestinal obstruction and hernia (560, 561, 570)	1	1	-	14.7	15.4	0	1	1	-	10.1	14.5	0	51
52 Gastritis, duodenitis, enteritis and colitis (except diarrhea of the newborn) (543, 571, 572)	1	1	-	14.7	15.4	0	1	1	-	10.1	14.5	0	52
53 Cirrhosis of liver (581)	-	-	-	0	0	0	-	-	-	0	0	0	53
54 Nephritis and nephrosis (590-594)	-	-	-	0	0	0	-	-	-	0	0	0	54
55 Hyperplasia of prostate (610)	-	-	-	0	0	0	-	-	-	0	0	0	55
56 Complications of pregnancy, childbirth and the puerperium (640-652, 670-689)	-	-	-	0	0	0	-	-	-	0	0	0	56
57 Congenital malformations (750-759)	1	1	-	14.7	15.4	0	1	-	1	10.1	0	33.3	57
58 Birth injuries, postnatal asphyxia and atelectasis (760-762)	1	1	-	14.7	15.4	0	3	3	-	30.3	43.5	0	58
59 Infection of the newborn (763-768)	2	2	-	29.4	30.8	0	-	-	-	0	0	0	59
60 Other diseases peculiar to early infancy, and immaturity unqualified (769-776)	2	2	-	29.4	30.8	0	1	-	1	10.1	0	33.3	60
61 Senility, without mention of psychosis (794)	-	-	-	0	0	0	-	-	-	0	0	0	61
62 Ill-defined and unknown causes (780-793, 795)	-	-	-	0	0	0	1	-	1	10.1	0	33.3	62
63 Motor vehicle accidents (E810-E835)	3	3	-	44.1	46.2	0	6	4	2	60.6	58.0	66.7	63
64 All other accidents (E800-E802, E840-E962)	1	1	-	14.7	15.4	0	2	1	1	20.2	14.5	33.3	64
65 Suicide (E963, E970-E979)	-	-	-	0	0	0	-	-	-	0	0	0	65
66 Homicide (E964, E980-E985)	-	-	-	0	0	0	-	-	-	0	0	0	66
67 All other diseases (residual)	3	3	-	44.1	46.2	0	6	5	1	60.6	72.5	33.3	67

TABLE XIV-C VITAL STATISTICS, BY CITY, BY RACE, GEORGIA, 1966
 POPULATION 2,500—9,999

128

ITEM	DOUGLASVILLE						EASTMAN					
	Number			Rate or Ratio *			Number			Rate or Ratio *		
	Total	White	Non-White	Total	White	Non-White	Total	White	Non-White	Total	White	Non-White
1 Estimated population as of July 1	5,900	4,400	1,500				5,500	4,100	1,400			
LIVE BIRTHS												
2 Total	99	68	31	16.8	15.5	20.7	102	63	39	18.5	15.4	27.9
3 Delivered in hospital	99	68	31	100.0	100.0	100.0	86	62	24	84.3	98.4	61.5
4 Delivered in home by physician				0	0	0				0	0	0
5 Delivered in home by midwife				0	0	0	16	1	15	15.7	1.6	38.5
6 Other deliveries				0	0	0				0	0	0
7 Immature births	11	7	4	111.1	102.9	129.0	14	6	8	137.3	95.2	205.1
8 Live births to unwed mothers	11	3	8	111.1	44.1	258.1	20	3	17	196.1	47.6	435.9
FETAL DEATHS												
9 Total	4	4		40.4	58.8	0	2	1	1	19.6	15.9	25.6
10 Under 20 weeks gestation	2	2		20.2	29.4	0				0	0	0
11 20-27 weeks gestation	1	1		10.1	14.7	0				0	0	0
12 28 weeks and more	1	1		10.1	14.7	0	2	1	1	19.6	15.9	25.6
13 Unknown length of gestation				0	0	0				0	0	0
DEATHS												
14 Total, all ages	53	32	21	898.3	727.3	1400.0	68	49	19	1236.4	1195.1	1357.1
15 Under 1 year	3	1	2	30.3	14.7	64.5	8	2	6	78.4	31.7	153.8
16 Under 28 days	2	1	1	20.2	14.7	32.3	6	2	4	58.8	31.7	102.6
17 Deaths from immaturity				0	0	0	2	1	1	19.6	15.9	25.6
18 1-4 years **	1		1				1		1			
19 Maternal deaths				0	0	0				0	0	0
CAUSE OF DEATH												
20 Tuberculosis, all forms (001-019)				0	0	0	1	1		18.2	24.4	0
21 Syphilis and its sequelae (020-029)				0	0	0				0	0	0
22 Typhoid fever (040)				0	0	0				0	0	0
23 Dysentery, all forms (045-048)				0	0	0	1		1	18.2	0	71.4
24 Scarlet fever (050)				0	0	0				0	0	0
25 Streptococcal sore throat (051)				0	0	0				0	0	0
26 Diphtheria (055)				0	0	0				0	0	0
27 Whooping cough (056)				0	0	0				0	0	0
28 Meningococcal infections (057)				0	0	0				0	0	0
29 Acute poliomyelitis (080)				0	0	0				0	0	0
30 Acute infectious encephalitis (082)				0	0	0				0	0	0
31 Smallpox (084)				0	0	0				0	0	0
32 Measles (085)				0	0	0				0	0	0
33 Typhus and other rickettsial diseases (100-103, 105-108)				0	0	0				0	0	0
34 Rocky Mountain spotted fever (104)				0	0	0				0	0	0
35 Malaria (110-117)				0	0	0				0	0	0
36 All other diseases classified as infective and parasitic (030-039, 041-044, 049, 052-054, 059-074, 081, 083, 086-096, 120-138)	1	1		16.9	22.7	0	1		1	18.2	0	71.4
37 Malignant neoplasms, including neoplasms of lymphatic and haematopoietic tissues (140-205)	10	9	1	169.5	204.5	66.7	4	4		72.7	97.6	0
38 Benign and unspecified neoplasms (210-239)				0	0	0				0	0	0
39 Diabetes mellitus (260)	1		1	16.9	0	66.7				0	0	0
40 Pellagra (281)				0	0	0				0	0	0
41 Anemias (290-293)				0	0	0				0	0	0
42 Vascular lesions affecting central nervous system (330-334)	8	6	2	135.6	136.4	133.3	18	13	5	327.3	317.1	357.1
43 Nonmeningococcal meningitis (340)				0	0	0				0	0	0
44 Rheumatic fever (400-402)				0	0	0				0	0	0
45 Heart diseases (410-443)	22	11	11	372.9	250.0	733.3	24	20	4	436.4	487.8	285.7
46 Hypertension without mention of heart (444-447)				0	0	0				0	0	0
47 Influenza and pneumonia (480-483, 490-493)	3		3	50.8	0	200.0				0	0	0
48 Bronchitis (500-502)				0	0	0				0	0	0
49 Ulcer of stomach and duodenum (540, 541)				0	0	0	2	1	1	36.4	24.4	71.4
50 Appendicitis (550-553)				0	0	0				0	0	0
51 Intestinal obstruction and hernia (560, 561, 570)				0	0	0				0	0	0
52 Gastritis, duodenitis, enteritis and colitis (except diarrhoea of the newborn) (543, 571, 572)				0	0	0				0	0	0
53 Cirrhosis of liver (581)	1	1		16.9	22.7	0				0	0	0
54 Nephritis and nephrosis (590-594)				0	0	0				0	0	0
55 Hyperplasia of prostate (610)				0	0	0				0	0	0
56 Complications of pregnancy, childbirth and the puerperium (640-652, 670-689)				0	0	0				0	0	0
57 Congenital malformations (750-759)	1		1	16.9	0	66.7				0	0	0
58 Birth injuries, postnatal asphyxia and atelectasis (760-762)				0	0	0	2	1	1	36.4	24.4	71.4
59 Infection of the newborn (763-768)				0	0	0				0	0	0
60 Other diseases peculiar to early infancy, and immaturity unqualified (769-776)	2	1	1	33.9	22.7	66.7	2	1	1	36.4	24.4	71.4
61 Senility, without mention of psychosis (794)				0	0	0				0	0	0
62 Ill-defined and unknown causes (780-793, 795)				0	0	0	3		3	54.5	0	214.3
63 Motor vehicle accidents (E810-E835)	2	1	1	33.9	22.7	66.7	4	3	1	72.7	73.2	71.4
64 All other accidents (E800-E802, E840-E962)				0	0	0	2	2		36.4	48.8	0
65 Suicide (E963, E970-E979)				0	0	0				0	0	0
66 Homicide (E964, E980-E985)				0	0	0				0	0	0
67 All other diseases (residual)	2	2		33.9	45.5	0	3	2	1	54.5	48.8	71.4

TABLE XIV-C VITAL STATISTICS, BY CITY, BY RACE, GEORGIA, 1966
POPULATION 2,500-9,999

ITEM	EATONTON						ELBERTON						
	Number			Rate or Ratio *			Number			Rate or Ratio *			
	Total	White	Non-White	Total	White	Non-White	Total	White	Non-White	Total	White	Non-White	
1 Estimated population as of July 1	4,100	1,800	2,300				7,800	5,200	2,600				1
LIVE BIRTHS													
2 Total	80	27	53	19.5	15.0	23.0	135	79	56	17.3	15.2	21.5	2
3 Delivered in hospital	60	27	33	75.0%	100.0%	62.3%	128	79	49	94.8%	100.0%	87.5%	3
4 Delivered in home by physician	-	-	-	0%	0%	0%	1	-	1	0.7%	0%	1.8%	4
5 Delivered in home by midwife	20	-	20	25.0%	0%	37.7%	6	-	6	4.4%	0%	10.7%	5
6 Other deliveries	-	-	-	0%	0%	0%	-	-	-	0%	0%	0%	6
7 Immature births	7	-	7	87.5	0	132.1	16	7	9	118.5	88.6	160.7	7
8 Live births to unwed mothers	14	1	13	175.0	37.0	245.3	9	1	8	66.7	12.7	142.9	8
FETAL DEATHS													
9 Total	-	-	-	0	0	0	3	1	2	22.2	12.7	35.7	9
10 Under 20 weeks gestation	-	-	-	0	0	0	-	-	-	0	0	0	10
11 20-27 weeks gestation	-	-	-	0	0	0	-	-	-	0	0	0	11
12 28 weeks and more	-	-	-	0	0	0	2	1	1	14.8	12.7	17.9	12
13 Unknown length of gestation	-	-	-	0	0	0	1	-	1	7.4	0	17.9	13
DEATHS													
14 Total, all ages	39	20	19	951.2	1111.1	826.1	87	56	31	1115.4	1076.9	1192.3	14
15 Under 1 year	5	-	5	62.5	0	94.3	3	3	-	22.2	38.0	0	15
16 Under 28 days	1	-	1	12.5	0	18.9	3	3	-	22.2	38.0	0	16
17 Deaths from immaturity	-	-	-	0	0	0	-	-	-	0	0	0	17
18 1-4 years **	1	1	-	-	-	-	-	-	-	-	-	-	18
19 Maternal deaths	-	-	-	0	0	0	-	-	-	0	0	0	19
CAUSE OF DEATH													
20 Tuberculosis, all forms (001-019)	-	-	-	0	0	0	1	1	-	12.8	19.2	0	20
21 Syphilis and its sequelae (020-029)	1	-	1	24.4	0	43.5	-	-	-	0	0	0	21
22 Typhoid fever (040)	-	-	-	0	0	0	-	-	-	0	0	0	22
23 Dysentery, all forms (045-048)	-	-	-	0	0	0	-	-	-	0	0	0	23
24 Scarlet fever (050)	-	-	-	0	0	0	-	-	-	0	0	0	24
25 Streptococcal sore throat (051)	-	-	-	0	0	0	-	-	-	0	0	0	25
26 Diphtheria (055)	-	-	-	0	0	0	-	-	-	0	0	0	26
27 Whooping cough (056)	-	-	-	0	0	0	-	-	-	0	0	0	27
28 Meningococcal infections (057)	-	-	-	0	0	0	-	-	-	0	0	0	28
29 Acute poliomyelitis (080)	-	-	-	0	0	0	-	-	-	0	0	0	29
30 Acute infectious encephalitis (082)	-	-	-	0	0	0	-	-	-	0	0	0	30
31 Smallpox (084)	-	-	-	0	0	0	-	-	-	0	0	0	31
32 Measles (085)	-	-	-	0	0	0	-	-	-	0	0	0	32
33 Typhus and other rickettsial diseases (100-103, 105-108)	-	-	-	0	0	0	-	-	-	0	0	0	33
34 Rocky Mountain spotted fever (104)	-	-	-	0	0	0	-	-	-	0	0	0	34
35 Malaria (110-117)	-	-	-	0	0	0	-	-	-	0	0	0	35
36 All other diseases classified as infective and parasitic (030-039, 041-044, 049, 052-054, 059-074, 081, 083, 086-096, 120-138)	4	-	4	97.6	0	173.9	-	-	-	0	0	0	36
37 Malignant neoplasms, including neoplasms of lymphatic and haematopoietic tissues (140-205)	2	2	-	48.8	111.1	0	10	7	3	128.2	134.6	115.4	37
38 Benign and unspecified neoplasms (210-239)	-	-	-	0	0	0	1	1	-	12.8	19.2	0	38
39 Diabetes mellitus (260)	-	-	-	0	0	0	3	3	-	38.5	57.7	0	39
40 Pellagra (281)	-	-	-	0	0	0	-	-	-	0	0	0	40
41 Anemias (290-293)	-	-	-	0	0	0	-	-	-	0	0	0	41
42 Vascular lesions affecting central nervous system (330-334)	5	1	4	122.0	55.6	173.9	10	5	5	128.2	96.2	192.3	42
43 Nonmeningococcal meningitis (340)	-	-	-	0	0	0	-	-	-	0	0	0	43
44 Rheumatic fever (400-402)	-	-	-	0	0	0	-	-	-	0	0	0	44
45 Heart diseases (410-443)	17	11	6	414.6	611.1	260.9	35	23	12	448.7	442.3	461.5	45
46 Hypertension without mention of heart (444-447)	-	-	-	0	0	0	-	-	-	0	0	0	46
47 Influenza and pneumonia (480-483, 490-493)	1	-	1	24.4	0	43.5	-	-	-	0	0	0	47
48 Bronchitis (500-502)	-	-	-	0	0	0	-	-	-	0	0	0	48
49 Ulcer of stomach and duodenum (540, 541)	-	-	-	0	0	0	-	-	-	0	0	0	49
50 Appendicitis (550-553)	-	-	-	0	0	0	-	-	-	0	0	0	50
51 Intestinal obstruction and hernia (560, 561, 570)	-	-	-	0	0	0	-	-	-	0	0	0	51
52 Gastritis, duodenitis, enteritis and colitis (except diarrhea of the newborn) (543, 571, 572)	1	1	-	24.4	55.6	0	-	-	-	0	0	0	52
53 Cirrhosis of liver (581)	-	-	-	0	0	0	2	1	1	25.6	19.2	38.5	53
54 Nephritis and nephrosis (590-594)	-	-	-	0	0	0	2	1	1	25.6	19.2	38.5	54
55 Hyperplasia of prostate (610)	-	-	-	0	0	0	-	-	-	0	0	0	55
56 Complications of pregnancy, childbirth and the puerperium (640-652, 670-689)	-	-	-	0	0	0	-	-	-	0	0	0	56
57 Congenital malformations (750-759)	-	-	-	0	0	0	-	-	-	0	0	0	57
58 Birth injuries, postnatal asphyxia and atelectasis (760-762)	-	-	-	0	0	0	1	1	-	12.8	19.2	0	58
59 Infection of the newborn (763-768)	1	-	1	24.4	0	43.5	-	-	-	0	0	0	59
60 Other diseases peculiar to early infancy, and immaturity unqualified (769-776)	-	-	-	0	0	0	2	2	-	25.6	38.5	0	60
61 Senility, without mention of psychosis (794)	-	-	-	0	0	0	-	-	-	0	0	0	61
62 Ill-defined and unknown causes (780-793, 795)	-	-	-	0	0	0	1	-	1	12.8	0	38.5	62
63 Motor vehicle accidents (E810-E835)	2	2	-	48.8	111.1	0	-	-	-	0	0	0	63
64 All other accidents (E800-E802, E840-E942)	1	-	1	24.4	0	43.5	3	-	3	38.5	0	115.4	64
65 Suicide (E963, E970-E973)	-	-	-	0	0	0	1	1	-	12.8	19.2	0	65
66 Homicide (E964, E980-E985)	-	-	-	0	0	0	2	-	2	25.6	0	76.9	66
67 All other diseases (residual)	4	3	1	97.6	166.7	43.5	12	9	3	153.8	173.1	115.4	67

TABLE XIV-C VITAL STATISTICS, BY CITY, BY RACE, GEORGIA, 1966
POPULATION 2,500-9,999

130

ITEM	FITZGERALD						FORSYTH						
	Number			Rate or Ratio *			Number			Rate or Ratio *			
	Total	White	Non-White	Total	White	Non-White	Total	White	Non-White	Total	White	Non-White	
1 Estimated population as of July 1	9,400	5,700	3,700				4,000	2,200	1,800				1
LIVE BIRTHS													
2 Total	152	82	70	16.2	14.4	18.9	50	18	32	12.5	8.2	17.8	2
3 Delivered in hospital	152	82	70	100.0%	100.0%	100.0%	35	18	17	70.0%	100.0%	53.1%	3
4 Delivered in home by physician	-	-	-	0%	0%	0%	1	-	1	2.0%	0%	3.1%	4
5 Delivered in home by midwife	-	-	-	0%	0%	0%	14	-	14	28.0%	0%	43.8%	5
6 Other deliveries	-	-	-	0%	0%	0%	-	-	-	0%	0%	0%	6
7 Immature births	15	9	6	98.7	109.8	85.7	4	1	3	80.0	55.6	93.8	7
8 Live births to unwed mothers	12	1	11	78.9	12.2	157.1	8	-	8	160.0	0	250.0	8
FETAL DEATHS													
9 Total	3	-	3	19.7	0	42.9	4	1	3	80.0	55.6	93.8	9
10 Under 20 weeks gestation	1	-	1	6.6	0	14.3	2	1	1	40.0	55.6	31.3	10
11 20-27 weeks gestation	-	-	-	0	0	0	-	-	-	0	0	0	11
12 28 weeks and more	1	-	1	6.6	0	14.3	2	-	2	40.0	0	62.5	12
13 Unknown length of gestation	1	-	1	6.6	0	14.3	-	-	-	0	0	0	13
DEATHS													
14 Total, all ages	139	94	45	1478.7	1649.1	1216.2	46	28	18	1150.0	1272.7	1000.0	14
15 Under 1 year	12	6	6	78.9	73.2	85.7	2	1	1	40.0	55.6	31.3	15
16 Under 28 days	7	6	1	46.1	73.2	14.3	2	1	1	40.0	55.6	31.3	16
17 Deaths from immaturity	-	-	-	0	0	0	-	-	-	0	0	0	17
18 1-4 years **	1	1	-	0	0	0	-	-	-	0	0	0	18
19 Maternal deaths	-	-	-	0	0	0	-	-	-	0	0	0	19
CAUSE OF DEATH													
20 Tuberculosis, all forms (001-019)	-	-	-	0	0	0	-	-	-	0	0	0	20
21 Syphilis and its sequelae (020-029)	-	-	-	0	0	0	-	-	-	0	0	0	21
22 Typhoid fever (040)	-	-	-	0	0	0	-	-	-	0	0	0	22
23 Dysentery, all forms (045-048)	-	-	-	0	0	0	-	-	-	0	0	0	23
24 Scarlet fever (050)	-	-	-	0	0	0	-	-	-	0	0	0	24
25 Streptococcal sore throat (051)	-	-	-	0	0	0	-	-	-	0	0	0	25
26 Diphtheria (055)	-	-	-	0	0	0	-	-	-	0	0	0	26
27 Whooping cough (056)	-	-	-	0	0	0	-	-	-	0	0	0	27
28 Meningococcal infections (057)	-	-	-	0	0	0	-	-	-	0	0	0	28
29 Acute poliomyelitis (080)	-	-	-	0	0	0	-	-	-	0	0	0	29
30 Acute infectious encephalitis (082)	-	-	-	0	0	0	-	-	-	0	0	0	30
31 Smallpox (084)	-	-	-	0	0	0	-	-	-	0	0	0	31
32 Measles (085)	-	-	-	0	0	0	-	-	-	0	0	0	32
33 Typhus and other rickettsial diseases (100-103, 105-108)	-	-	-	0	0	0	-	-	-	0	0	0	33
34 Rocky Mountain spotted fever (104)	-	-	-	0	0	0	-	-	-	0	0	0	34
35 Malaria (110-117)	-	-	-	0	0	0	-	-	-	0	0	0	35
36 All other diseases classified as infective and parasitic (030-039, 041-044, 049, 052-054, 059-074, 081, 083, 086-096, 120-138)	3	3	-	31.9	52.6	0	-	-	-	0	0	0	36
37 Malignant neoplasms, including neoplasms of lymphatic and haematopoietic tissues (140-205)	19	15	4	202.1	263.2	108.1	4	3	1	100.0	136.4	55.6	37
38 Benign and unspecified neoplasms (210-239)	-	-	-	0	0	0	-	-	-	0	0	0	38
39 Diabetes mellitus (260)	2	2	-	21.3	35.1	0	-	-	-	0	0	0	39
40 Pellagra (281)	-	-	-	0	0	0	-	-	-	0	0	0	40
41 Anemias (290-293)	1	1	-	10.6	17.5	0	-	-	-	0	0	0	41
42 Vascular lesions affecting central nervous system (330-334)	31	17	14	329.8	298.2	378.4	7	4	3	175.0	181.8	166.7	42
43 Nonmeningococcal meningitis (340)	-	-	-	0	0	0	-	-	-	0	0	0	43
44 Rheumatic fever (400-402)	-	-	-	0	0	0	-	-	-	0	0	0	44
45 Heart diseases (410-443)	47	34	13	500.0	596.5	351.4	24	15	9	600.0	681.8	500.0	45
46 Hypertension without mention of heart (444-447)	1	1	-	10.6	17.5	0	-	-	-	0	0	0	46
47 Influenza and pneumonia (480-483, 490-493)	5	-	5	53.2	0	135.1	-	-	-	0	0	0	47
48 Bronchitis (500-502)	-	-	-	0	0	0	-	-	-	0	0	0	48
49 Ulcer of stomach and duodenum (540, 541)	-	-	-	0	0	0	1	1	-	25.0	45.5	0	49
50 Appendicitis (550-553)	-	-	-	0	0	0	-	-	-	0	0	0	50
51 Intestinal obstruction and hernia (560, 561, 570)	-	-	-	0	0	0	-	-	-	0	0	0	51
52 Gastritis, duodenitis, enteritis and colitis (except diarrhea of the newborn) (543, 571, 572)	-	-	-	0	0	0	-	-	-	0	0	0	52
53 Cirrhosis of liver (581)	1	1	-	10.6	17.5	0	1	-	1	25.0	0	55.6	53
54 Nephritis and nephrosis (590-594)	3	1	2	31.9	17.5	54.1	-	-	-	0	0	0	54
55 Hyperplasia of prostate (610)	1	-	1	10.6	0	27.0	-	-	-	0	0	0	55
56 Complications of pregnancy, childbirth and the puerperium (640-652, 670-689)	-	-	-	0	0	0	-	-	-	0	0	0	56
57 Congenital malformations (750-759)	2	2	-	21.3	35.1	0	-	-	-	0	0	0	57
58 Birth injuries, postnatal asphyxia and atelectasis (760-762)	2	2	-	21.3	35.1	0	1	-	1	25.0	0	55.6	58
59 Infection of the newborn (763-768)	3	2	1	31.9	35.1	27.0	-	-	-	0	0	0	59
60 Other diseases peculiar to early infancy, and immaturity unqualified (769-776)	-	-	-	0	0	0	1	1	-	25.0	45.5	0	60
61 Senility, without mention of psychosis (794)	-	-	-	0	0	0	-	-	-	0	0	0	61
62 Ill-defined and unknown causes (780-793, 795)	1	1	-	10.6	17.5	0	1	1	-	25.0	45.5	0	62
63 Motor vehicle accidents (E810-E835)	3	2	1	31.9	35.1	27.0	-	-	-	0	0	0	63
64 All other accidents (E800-E802, E840-E962)	3	2	1	31.9	35.1	27.0	2	1	1	50.0	45.5	55.6	64
65 Suicide (E963, E970-E979)	1	1	-	10.6	17.5	0	-	-	-	0	0	0	65
66 Homicide (E984, E980-E985)	-	-	-	0	0	0	-	-	-	0	0	0	66
67 All other diseases (residual)	10	7	3	106.4	122.8	81.1	2	1	1	50.0	45.5	55.6	67

TABLE XIV-C VITAL STATISTICS, BY CITY, BY RACE, GEORGIA, 1966
POPULATION 2,500-9,999

ITEM	FORT VALLEY						GARDEN CITY						
	Number			Rate or Ratio *			Number			Rate or Ratio *			
	Total	White	Non-White	Total	White	Non-White	Total	White	Non-White	Total	White	Non-White	
1 Estimated population as of July 1	9,300	3,500	5,800				5,200	3,600	1,600				1
LIVE BIRTHS													
2 Total	204	44	160	21.9	12.6	27.6	78	76	2	15.0	21.1	1.3	2
3 Delivered in hospital	157	43	114	77.0%	97.7%	71.3%	77	75	2	98.7%	98.7%	100.0%	3
4 Delivered in home by physician	4	1	3	2.0%	2.3%	1.9%	1	1	-	1.3%	1.3%	0%	4
5 Delivered in home by midwife	43	-	43	21.1%	0%	26.9%	-	-	-	0%	0%	0%	5
6 Other deliveries	-	-	-	0%	0%	0%	-	-	-	0%	0%	0%	6
7 Immature births	25	2	23	12.5	45.5	143.8	6	5	1	76.9	65.8	500.0	7
8 Live births to unwed mothers	27	1	26	132.4	22.7	162.5	1	1	-	12.8	13.2	0	8
FETAL DEATHS													
9 Total	3	1	2	14.7	22.7	12.5	11	11	-	141.0	144.7	0	9
10 Under 20 weeks gestation	1	-	1	4.9	0	6.3	6	6	-	76.9	78.9	0	10
11 20-27 weeks gestation	2	1	1	9.8	22.7	6.3	1	1	-	12.8	13.2	0	11
12 28 weeks and more	-	-	-	0	0	0	4	4	-	51.3	52.6	0	12
13 Unknown length of gestation	-	-	-	0	0	0	-	-	-	0	0	0	13
DEATHS													
14 Total, all ages	93	39	54	1000.0	114.3	931.0	26	21	5	500.0	583.3	312.5	14
15 Under 1 year	12	4	8	58.8	90.9	50.0	6	4	2	76.9	52.6	1000.0	15
16 Under 28 days	6	3	3	29.4	68.2	18.8	5	4	1	64.1	52.6	500.0	16
17 Deaths from immaturity	-	-	-	0	0	0	1	1	-	12.8	13.2	0	17
18 1-4 years **	4	1	3	-	0	0	3	3	-	-	-	0	18
19 Maternal deaths	-	-	-	0	0	0	-	-	-	0	0	0	19
CAUSE OF DEATH													
20 Tuberculosis, all forms (001-019)	1	1	-	10.8	28.6	0	-	-	-	0	0	0	20
21 Syphilis and its sequelae (020-029)	1	1	-	10.8	28.6	0	-	-	-	0	0	0	21
22 Typhoid fever (040)	-	-	-	0	0	0	-	-	-	0	0	0	22
23 Dysentery, all forms (045-048)	-	-	-	0	0	0	-	-	-	0	0	0	23
24 Scarlet fever (050)	-	-	-	0	0	0	-	-	-	0	0	0	24
25 Streptococcal sore throat (051)	-	-	-	0	0	0	-	-	-	0	0	0	25
26 Diphtheria (055)	-	-	-	0	0	0	-	-	-	0	0	0	26
27 Whooping cough (056)	-	-	-	0	0	0	-	-	-	0	0	0	27
28 Meningococcal infections (057)	-	-	-	0	0	0	-	-	-	0	0	0	28
29 Acute poliomyelitis (080)	-	-	-	0	0	0	-	-	-	0	0	0	29
30 Acute infectious encephalitis (082)	-	-	-	0	0	0	-	-	-	0	0	0	30
31 Smallpox (084)	-	-	-	0	0	0	-	-	-	0	0	0	31
32 Measles (085)	1	-	1	10.8	0	17.2	-	-	-	0	0	0	32
33 Typhus and other rickettsial diseases (100-103, 105-108)	-	-	-	0	0	0	-	-	-	0	0	0	33
34 Rocky Mountain spotted fever (104)	-	-	-	0	0	0	-	-	-	0	0	0	34
35 Malaria (110-117)	-	-	-	0	0	0	-	-	-	0	0	0	35
36 All other diseases classified as infective and parasitic (030-039, 041-044, 049, 052-054, 059-074, 081, 083, 086-096, 120-138)	1	1	-	10.8	28.6	0	-	-	-	0	0	0	36
37 Malignant neoplasms, including neoplasms of lymphatic and haematopoietic tissues (140-205)	10	3	7	107.5	85.7	120.7	3	3	-	57.7	83.3	0	37
38 Benign and unspecified neoplasms (210-239)	1	-	1	10.8	0	17.2	-	-	-	0	0	0	38
39 Diabetes mellitus (260)	2	2	-	21.5	57.1	0	-	-	-	0	0	0	39
40 Pellagra (281)	-	-	-	0	0	0	-	-	-	0	0	0	40
41 Anemias (290-293)	-	-	-	0	0	0	-	-	-	0	0	0	41
42 Vascular lesions affecting central nervous system (330-334)	11	5	6	118.3	142.9	103.4	3	2	1	57.7	55.6	62.5	42
43 Nonmeningococcal meningitis (340)	-	-	-	0	0	0	-	-	-	0	0	0	43
44 Rheumatic fever (400-402)	-	-	-	0	0	0	-	-	-	0	0	0	44
45 Heart diseases (410-443)	31	14	17	333.3	400.0	293.1	9	7	2	173.1	194.4	125.0	45
46 Hypertension without mention of heart (444-447)	2	2	2	21.5	0	34.5	-	-	-	0	0	0	46
47 Influenza and pneumonia (480-483, 490-493)	9	2	7	96.8	57.1	120.7	-	-	-	0	0	0	47
48 Bronchitis (500-502)	-	-	-	0	0	0	-	-	-	0	0	0	48
49 Ulcer of stomach and duodenum (540, 541)	-	-	-	0	0	0	-	-	-	0	0	0	49
50 Appendicitis (550-553)	-	-	-	0	0	0	-	-	-	0	0	0	50
51 Intestinal obstruction and hernia (560, 561, 570)	1	1	1	10.8	0	17.2	-	-	-	0	0	0	51
52 Gastritis, duodenitis, enteritis and colitis (except diarrhea of the newborn) (543, 571, 572)	-	-	-	0	0	0	-	-	-	0	0	0	52
53 Cirrhosis of liver (581)	1	1	-	10.8	28.6	0	-	-	-	0	0	0	53
54 Nephritis and nephrosis (590-594)	-	-	-	0	0	0	-	-	-	0	0	0	54
55 Hyperplasia of prostate (610)	-	-	-	0	0	0	-	-	-	0	0	0	55
56 Complications of pregnancy, childbirth and the puerperium (640-652, 670-689)	-	-	-	0	0	0	-	-	-	0	0	0	56
57 Congenital malformations (750-759)	5	3	2	53.8	85.7	34.5	-	-	-	0	0	0	57
58 Birth injuries, postnatal asphyxia and atelectasis (760-762)	1	1	-	10.8	28.6	0	2	2	-	38.5	55.6	0	58
59 Infection of the newborn (763-768)	1	-	1	10.8	0	17.2	-	-	-	0	0	0	59
60 Other diseases peculiar to early infancy, and immaturity unqualified (769-776)	1	-	1	10.8	0	17.2	3	2	1	57.7	55.6	62.5	60
61 Senility, without mention of psychosis (794)	-	-	-	0	0	0	-	-	-	0	0	0	61
62 Ill-defined and unknown causes (780-793, 795)	-	-	-	0	0	0	-	-	-	0	0	0	62
63 Motor vehicle accidents (E810-E835)	1	1	1	10.8	0	17.2	-	-	-	0	0	0	63
64 All other accidents (E800-E802, E840-E862)	3	2	1	32.3	57.1	17.2	1	1	-	19.2	27.8	0	64
65 Suicide (E963, E970-E979)	2	1	1	21.5	28.6	17.2	1	1	-	19.2	27.8	0	65
66 Homicide (E964, E980-E985)	2	2	2	21.5	0	34.5	-	-	-	0	0	0	66
67 All other diseases (residual)	5	2	3	53.8	57.1	51.7	2	2	-	38.5	55.6	0	67

TABLE XIV-C VITAL STATISTICS, BY CITY, BY RACE, GEORGIA, 1966
POPULATION 2, 500- 9999

ITEM	GLENNVILLE						GREENSBORO						
	Number			Rate or Ratio *			Number			Rate or Ratio *			
	Total	White	Non-White	Total	White	Non-White	Total	White	Non-White	Total	White	Non-White	
1 Estimated population as of July 1	3,100	2,300	800				3,000	1,700	1,300				1
LIVE BIRTHS													
2 Total	39	21	18	12.6	9.1	22.5	50	24	26	16.7	14.1	20.0	2
3 Delivered in hospital	30	21	9	76.9%	100.0%	50.0%	49	24	25	98.0%	100.0%	96.2%	3
4 Delivered in home by physician	4	-	4	10.3%	0%	22.2%	-	-	-	0%	0%	0%	4
5 Delivered in home by midwife	5	-	5	12.8%	0%	27.8%	1	-	1	2.0%	0%	3.8%	5
6 Other deliveries	-	-	-	0%	0%	0%	-	-	-	0%	0%	0%	6
7 Immature births	5	2	3	128.2	95.2	166.7	2	-	2	40.0	0	76.9	7
8 Live births to unwed mothers	8	-	8	205.1	0	444.4	8	1	7	160.0	41.7	269.2	8
FETAL DEATHS													
9 Total	2	1	1	51.3	47.6	55.6	4	3	1	80.0	125.0	38.5	9
10 Under 20 weeks gestation	1	1	-	25.6	47.6	0	3	2	1	60.0	83.3	38.5	10
11 20-27 weeks gestation	1	-	1	25.6	0	55.6	1	1	-	20.0	41.7	0	11
12 28 weeks and more	-	-	-	0	0	0	-	-	-	0	0	0	12
13 Unknown length of gestation	-	-	-	0	0	0	-	-	-	0	0	0	13
DEATHS													
14 Total, all ages	40	28	12	1290.3	1217.4	1500.0	42	21	21	1400.0	1235.3	1615.4	14
15 Under 1 year	2	-	2	51.3	0	111.1	4	1	3	80.0	41.7	115.4	15
16 Under 28 days	-	-	-	0	0	0	2	1	1	40.0	41.7	38.5	16
17 Deaths from immaturity	-	-	-	0	0	0	-	-	-	0	0	0	17
18 1-4 years **	2	-	2	-	-	-	-	-	-	-	-	-	18
19 Maternal deaths	-	-	-	0	0	0	-	-	-	0	0	0	19
CAUSE OF DEATH													
20 Tuberculosis, all forms (001-019)	-	-	-	0	0	0	-	-	-	0	0	0	20
21 Syphilis and its sequelae (020-029)	-	-	-	0	0	0	-	-	-	0	0	0	21
22 Typhoid fever (040)	-	-	-	0	0	0	-	-	-	0	0	0	22
23 Dysentery, all forms (045-048)	-	-	-	0	0	0	-	-	-	0	0	0	23
24 Scarlet fever (050)	-	-	-	0	0	0	-	-	-	0	0	0	24
25 Streptococcal sore throat (051)	-	-	-	0	0	0	-	-	-	0	0	0	25
26 Diphtheria (055)	-	-	-	0	0	0	-	-	-	0	0	0	26
27 Whooping cough (056)	-	-	-	0	0	0	-	-	-	0	0	0	27
28 Meningococcal infections (057)	-	-	-	0	0	0	-	-	-	0	0	0	28
29 Acute poliomyelitis (080)	-	-	-	0	0	0	-	-	-	0	0	0	29
30 Acute infectious encephalitis (082)	-	-	-	0	0	0	-	-	-	0	0	0	30
31 Smallpox (084)	-	-	-	0	0	0	-	-	-	0	0	0	31
32 Measles (085)	-	-	-	0	0	0	-	-	-	0	0	0	32
33 Typhus and other rickettsial diseases (100-103, 105-108)	-	-	-	0	0	0	-	-	-	0	0	0	33
34 Rocky Mountain spotted fever (104)	-	-	-	0	0	0	-	-	-	0	0	0	34
35 Malaria (110-117)	-	-	-	0	0	0	-	-	-	0	0	0	35
36 All other diseases classified as infective and parasitic (030-039, 041-044, 049, 052-054, 059-074, 081, 083, 086-096, 120-138)	-	-	-	0	0	0	-	-	-	0	0	0	36
37 Malignant neoplasms, including neoplasms of lymphatic and haematopoietic tissues (140-205)	6	3	3	193.5	130.4	375.0	7	5	2	233.3	294.1	153.8	37
38 Benign and unspecified neoplasms (210-239)	-	-	-	0	0	0	-	-	-	0	0	0	38
39 Diabetes mellitus (260)	-	-	-	0	0	0	1	-	1	33.3	0	76.9	39
40 Pellagra (281)	-	-	-	0	0	0	-	-	-	0	0	0	40
41 Anemias (290-293)	1	1	1	32.3	0	125.0	-	-	-	0	0	0	41
42 Vascular lesions affecting central nervous system (330-334)	5	3	2	161.3	130.4	250.0	4	3	1	133.3	176.5	76.9	42
43 Nonmeningococcal meningitis (340)	-	-	-	0	0	0	-	-	-	0	0	0	43
44 Rheumatic fever (400-402)	-	-	-	0	0	0	-	-	-	0	0	0	44
45 Heart diseases (410-443)	17	14	3	548.4	608.7	375.0	19	9	10	633.3	529.4	769.2	45
46 Hypertension without mention of heart (444-447)	1	1	1	32.3	43.5	0	-	-	-	0	0	0	46
47 Influenza and pneumonia (480-483, 490-493)	3	1	2	96.8	43.5	250.0	-	-	-	0	0	0	47
48 Bronchitis (500-502)	1	1	1	32.3	43.5	0	-	-	-	0	0	0	48
49 Ulcer of stomach and duodenum (540, 541)	1	-	1	32.3	0	125.0	-	-	-	0	0	0	49
50 Appendicitis (550-553)	-	-	-	0	0	0	-	-	-	0	0	0	50
51 Intestinal obstruction and hernia (560, 561, 570)	1	1	-	32.3	43.5	0	-	-	-	0	0	0	51
52 Gastritis, duodenitis, enteritis and colitis (except diarrhea of the newborn) (543, 571, 572)	-	-	-	0	0	0	-	-	-	0	0	0	52
53 Cirrhosis of liver (581)	-	-	-	0	0	0	1	1	-	33.3	58.8	0	53
54 Nephritis and nephrosis (590-594)	-	-	-	0	0	0	-	-	-	0	0	0	54
55 Hyperplasia of prostate (610)	-	-	-	0	0	0	1	-	1	33.3	0	76.9	55
56 Complications of pregnancy, childbirth and the puerperium (640-652, 670-689)	-	-	-	0	0	0	-	-	-	0	0	0	56
57 Congenital malformations (750-759)	1	1	-	32.3	43.5	0	-	-	-	0	0	0	57
58 Birth injuries, postnatal asphyxia and atelectasis (760-762)	-	-	-	0	0	0	1	1	-	33.3	58.8	0	58
59 Infection of the newborn (763-768)	-	-	-	0	0	0	-	-	-	0	0	0	59
60 Other diseases peculiar to early infancy, and immaturity unqualified (769-774)	-	-	-	0	0	0	2	-	2	66.7	0	153.8	60
61 Senility, without mention of psychosis (794)	-	-	-	0	0	0	-	-	-	0	0	0	61
62 Ill-defined and unknown causes (780-793, 795)	1	1	-	32.3	43.5	0	-	-	-	0	0	0	62
63 Motor vehicle accidents (E810-E835)	1	1	-	32.3	43.5	0	-	-	-	0	0	0	63
64 All other accidents (E800-E802, E840-E862)	-	-	-	0	0	0	-	-	-	0	0	0	64
65 Suicide (E963, E970-E979)	-	-	-	0	0	0	1	-	1	33.3	0	76.9	65
66 Homicide (E964, E980-E985)	-	-	-	0	0	0	-	-	-	0	0	0	66
67 All other diseases (residual)	1	1	-	32.3	43.5	0	2	2	-	66.7	117.6	0	67

TABLE XIV C VITAL STATISTICS, BY CITY, BY RACE, GEORGIA, 1966
POPULATION 2,500- 9,999

ITEM	HARTWELL						HAWKINSVILLE						
	Number			Rate or Ratio *			Number			Rate or Ratio *			
	Total	White	Non-White	Total	White	Non-White	Total	White	Non-White	Total	White	Non-White	
1 Estimated population as of July 1	5,000	3,800	1,200				4,400	2,500	1,900				1
LIVE BIRTHS													
2 Total	111	78	33	22.2	20.5	27.5	83	42	41	18.9	16.8	21.6	2
3 Delivered in hospital	111	78	33	100.0	100.0	100.0	55	42	13	66.3	100.0	31.7	3
4 Delivered in home by physician				0	0	0				0	0	0	4
5 Delivered in home by midwife				0	0	0	28		28	33.7	0	68.3	5
6 Other deliveries				0	0	0				0	0	0	6
7 Immature births	11	8	3	99.1	102.6	90.9	13	5	8	156.6	119.0	195.1	7
8 Live births to unwed mothers	9	2	7	81.1	25.6	212.1	12	2	10	144.6	47.6	243.9	8
FETAL DEATHS													
9 Total	2	1	1	18.0	12.8	30.3	3		3	36.1	0	73.2	9
10 Under 20 weeks gestation	1		1	9.0	0	30.3	1		1	12.0	0	24.4	10
11 20-27 weeks gestation				0	0	0				0	0	0	11
12 28 weeks and more				0	0	0	1		1	12.0	0	24.4	12
13 Unknown length of gestation	1	1		9.0	12.8	0	1		1	12.0	0	24.4	13
DEATHS													
14 Total, all ages	39	30	9	780.0	789.5	750.0	49	26	23	113.6	104.0	1210.5	14
15 Under 1 year	3	3		27.0	38.5	0	4	3	1	48.2	71.4	24.4	15
16 Under 28 days	2	2		18.0	25.6	0	3	2	1	36.1	47.6	24.4	16
17 Deaths from immaturity				0	0	0				0	0	0	17
18 1-4 years * *				0	0	0	2	1	1				18
19 Maternal deaths				0	0	0				0	0	0	19
CAUSE OF DEATH													
20 Tuberculosis, all forms (001-019)				0	0	0				0	0	0	20
21 Syphilis and its sequelae (020-029)				0	0	0				0	0	0	21
22 Typhoid fever (040)				0	0	0				0	0	0	22
23 Dysentery, all forms (045-048)				0	0	0				0	0	0	23
24 Scarlet fever (050)				0	0	0				0	0	0	24
25 Streptococcal sore throat (051)				0	0	0				0	0	0	25
26 Diphtheria (055)				0	0	0				0	0	0	26
27 Whooping cough (056)				0	0	0				0	0	0	27
28 Meningococcal infections (057)				0	0	0				0	0	0	28
29 Acute poliomyelitis (080)				0	0	0				0	0	0	29
30 Acute infectious encephalitis (082)				0	0	0				0	0	0	30
31 Smallpox (084)				0	0	0				0	0	0	31
32 Measles (085)				0	0	0				0	0	0	32
33 Typhus and other rickettsial diseases (100-103, 105-108)				0	0	0				0	0	0	33
34 Rocky Mountain spotted fever (104)				0	0	0				0	0	0	34
35 Malaria (110-117)				0	0	0				0	0	0	35
36 All other diseases classified as infective and parasitic (030-039, 041-044, 049, 052-054, 059-074, 081, 083, 086-096, 120-138)				0	0	0	1		1	22.7	0	52.6	36
37 Malignant neoplasms, including neoplasms of lymphatic and haematopoietic tissues (140-205)	6	4	2	120.0	105.3	166.7	6	2	4	136.4	80.0	210.5	37
38 Benign and unspecified neoplasms (210-239)				0	0	0				0	0	0	38
39 Diabetes mellitus (260)				0	0	0	1	1		22.7	40.0	0	39
40 Pellagra (281)				0	0	0				0	0	0	40
41 Anemias (290-293)				0	0	0				0	0	0	41
42 Vascular lesions affecting central nervous system (330-334)	5	1	4	100.0	26.3	333.3	6	3	3	136.4	120.0	157.9	42
43 Nonmeningococcal meningitis (340)				0	0	0				0	0	0	43
44 Rheumatic fever (400-402)				0	0	0				0	0	0	44
45 Heart diseases (410-443)	10	10		200.0	263.2	0	14	10	4	318.2	400.0	210.5	45
46 Hypertension without mention of heart (444-447)	1	1		20.0	26.3	0				0	0	0	46
47 Influenza and pneumonia (480-483, 490-493)	2	2		40.0	52.6	0				0	0	0	47
48 Bronchitis (500-502)				0	0	0				0	0	0	48
49 Ulcer of stomach and duodenum (540, 541)				0	0	0	1	1		22.7	40.0	0	49
50 Appendicitis (550-553)				0	0	0				0	0	0	50
51 Intestinal obstruction and hernia (560, 561, 570)	1	1		20.0	26.3	0				0	0	0	51
52 Gastritis, duodenitis, enteritis and colitis (except diarrhea of the newborn) (543, 571, 572)				0	0	0				0	0	0	52
53 Cirrhosis of liver (581)				0	0	0				0	0	0	53
54 Nephritis and nephrosis (590-594)				0	0	0				0	0	0	54
55 Hyperplasia of prostate (610)				0	0	0				0	0	0	55
56 Complications of pregnancy, childbirth and the puerperium (640-652, 670-689)				0	0	0				0	0	0	56
57 Congenital malformations (750-759)	1	1		20.0	26.3	0	2	2		45.5	80.0	0	57
58 Birth injuries, postnatal asphyxia and tetralogy (760-762)	1	1		20.0	26.3	0	1	1		22.7	40.0	0	58
59 Infection of the newborn (763-768)				0	0	0				0	0	0	59
60 Other diseases peculiar to early infancy, and immaturity unqualified (769-776)	1	1		20.0	26.3	0	2	1	1	45.5	40.0	52.6	60
61 Senility, without mention of psychosis (794)				0	0	0	1		1	22.7	0	52.6	61
62 Ill-defined and unknown causes (780-793, 795)	1		1	20.0	0	83.3	3		3	68.2	0	157.9	62
63 Motor vehicle accidents (E810-E835)	2	2		40.0	52.6	0	1	1		22.7	40.0	0	63
64 All other accidents (E800-E802, E840-E962)	3	2	1	60.0	52.6	83.3	3	1	2	68.2	40.0	105.3	64
65 Suicide (E963, E970-E979)				0	0	0				0	0	0	65
66 Homicide (E964, E980-E985)				0	0	0	1		1	22.7	0	52.6	66
67 All other diseases (residual)	5	4	1	100.0	105.3	83.3	6	3	3	136.4	120.0	157.9	67

TABLE XIV-C VITAL STATISTICS, BY CITY, BY RACE, GEORGIA, 1966
POPULATION 2,500-9,999

ITEM	HAZLEHURST						HINESVILLE					
	Number			Rate or Ratio *			Number			Rate or Ratio *		
	Total	White	Non-White	Total	White	Non-White	Total	White	Non-White	Total	White	Non-White
1 Estimated population as of July 1	4,300	3,200	1,100				4,000	3,300	700			
LIVE BIRTHS												
2 Total	104	80	24	24.2	25.0	21.8	93	75	18	23.3	22.7	25.7
3 Delivered in hospital	96	80	16	92.3	100.0	66.7	91	75	16	97.8	100.0	88.9
4 Delivered in home by physician	2		2	1.9	0	8.3				0	0	0
5 Delivered in home by midwife	6		6	5.8	0	25.0	2		2	2.2	0	11.1
6 Other deliveries				0	0	0				0	0	0
7 Immature births	7	3	4	67.3	37.5	166.7	11	8	3	118.3	106.7	166.7
8 Live births to unwed mothers	7	3	4	67.3	37.5	166.7	10	2	8	107.5	26.7	444.4
FETAL DEATHS												
9 Total	1	1		9.6	12.5	0	8	6	2	86.0	80.0	111.1
10 Under 20 weeks gestation				0	0	0	5	3	2	53.8	40.0	111.1
11 20-27 weeks gestation				0	0	0	2	2		21.5	26.7	0
12 28 weeks and more	1	1		9.6	12.5	0	1	1		10.8	13.3	0
13 Unknown length of gestation				0	0	0				0	0	0
DEATHS												
14 Total, all ages	44	31	13	1023.3	968.8	1181.8	19	15	4	475.0	454.5	571.4
15 Under 1 year	2	1	1	19.2	12.5	41.7	4	4		43.0	53.3	0
16 Under 28 days				0	0	0	2	2		21.5	26.7	0
17 Deaths from immaturity				0	0	0	1	1		10.8	13.3	0
18 1-4 years * *	1		1									
19 Maternal deaths				0	0	0				0	0	0
CAUSE OF DEATH												
20 Tuberculosis, all forms (001-019)				0	0	0				0	0	0
21 Syphilis and its sequelae (020-029)				0	0	0				0	0	0
22 Typhoid fever (040)				0	0	0				0	0	0
23 Dysentery, all forms (045-048)				0	0	0				0	0	0
24 Scarlet fever (050)				0	0	0				0	0	0
25 Streptococcal sore throat (051)				0	0	0				0	0	0
26 Diphtheria (055)				0	0	0				0	0	0
27 Whooping cough (056)				0	0	0				0	0	0
28 Meningococcal infections (057)				0	0	0				0	0	0
29 Acute poliomyelitis (080)				0	0	0				0	0	0
30 Acute infectious encephalitis (082)				0	0	0				0	0	0
31 Smallpox (084)				0	0	0				0	0	0
32 Measles (085)				0	0	0				0	0	0
33 Typhus and other rickettsial diseases (100-103, 105-108)				0	0	0				0	0	0
34 Rocky Mountain spotted fever (104)				0	0	0				0	0	0
35 Malaria (110-117)				0	0	0				0	0	0
36 All other diseases classified as infective and parasitic (030-039, 041-044, 049, 052-054, 059-074, 081, 083, 086-096, 120-138)				0	0	0				0	0	0
37 Malignant neoplasms, including neoplasms of lymphatic and haemopoietic tissues (140-205)	2	1	1	46.5	31.3	90.9	3	3		75.0	90.9	0
38 Benign and unspecified neoplasms (210-239)				0	0	0				0	0	0
39 Diabetes mellitus (260)	1		1	23.3	0	90.9	1	1		25.0	30.3	0
40 Pellagra (281)				0	0	0				0	0	0
41 Anemias (290-293)	1	1		23.3	31.3	0				0	0	0
42 Vascular lesions affecting central nervous system (330-334)	9	5	4	209.3	156.3	363.6	5	3	2	125.0	90.9	285.7
43 Nonmeningococcal meningitis (340)				0	0	0				0	0	0
44 Rheumatic fever (400-402)				0	0	0				0	0	0
45 Heart diseases (410-443)	15	14	1	348.8	437.5	90.9	4	3	1	100.0	90.9	142.9
46 Hypertension without mention of heart (444-447)				0	0	0				0	0	0
47 Influenza and pneumonia (480-483, 490-493)	3	2	1	69.8	62.5	90.9				0	0	0
48 Bronchitis (500-502)	1	1		23.3	31.3	0				0	0	0
49 Ulcer of stomach and duodenum (540, 541)				0	0	0				0	0	0
50 Appendicitis (550-553)				0	0	0				0	0	0
51 Intestinal obstruction and hernia (560, 561, 570)				0	0	0				0	0	0
52 Gastritis, duodenitis, enteritis and colitis (except diarrhea of the newborn) (543, 571, 572)				0	0	0				0	0	0
53 Cirrhosis of liver (581)				0	0	0				0	0	0
54 Nephritis and nephrosis (590-594)				0	0	0				0	0	0
55 Hyperplasia of prostate (610)				0	0	0				0	0	0
56 Complications of pregnancy, childbirth and the puerperium (640-652, 670-689)				0	0	0				0	0	0
57 Congenital malformations (750-759)				0	0	0	2	2		50.0	60.6	0
58 Birth injuries, postnatal asphyxia and atelectasis (760-762)				0	0	0	1	1		25.0	30.3	0
59 Infection of the newborn (763-768)				0	0	0				0	0	0
60 Other diseases peculiar to early infancy, and immaturity unqualified (769-776)				0	0	0	1	1		25.0	30.3	0
61 Senility, without mention of psychosis (794)				0	0	0				0	0	0
62 Ill-defined and unknown causes (780-793, 795)	1	1		23.3	31.3	0				0	0	0
63 Motor vehicle accidents (E810-E835)	4	4		93.0	125.0	0				0	0	0
64 All other accidents (E800-E802, E840-E962)	3		3	69.8	0	272.7				0	0	0
65 Suicide (E963, E970-E979)				0	0	0				0	0	0
66 Homicide (E964, E980-E985)				0	0	0	1		1	25.0	0	142.9
67 All other diseases (residual)	4	2	2	93.0	62.5	181.8	1	1		25.0	30.3	0

TABLE XIV-C VITAL STATISTICS, BY CITY, BY RACE, GEORGIA, 1966
POPULATION 2,500-9,999

ITEM	HOGANSVILLE						HOMERVILLE						
	Number			Rate or Ratio *			Number			Rate or Ratio *			
	Total	White	Non-White	Total	White	Non-White	Total	White	Non-White	Total	White	Non-White	
1 Estimated population as of July 1	3,600	2,000	1,600				3,100	1,900	1,200				1
LIVE BIRTHS													
2 Total	57	28	29	15.8	14.0	18.1	85	38	47	27.4	20.0	39.2	2
3 Delivered in hospital	47	28	19	82.5	100.0	65.5	84	38	46	98.8	100.0	97.9	3
4 Delivered in home by physician				0	0	0				0	0	0	4
5 Delivered in home by midwife	10		10	17.5	0	34.5				0	0	0	5
6 Other deliveries				0	0	0				0	0	2.1	6
7 Immature births	2	2		35.1	71.4	0	10	6	4	117.6	157.9	85.1	7
8 Live births to unwed mothers	5		5	87.7	0	172.4	13	1	12	152.9	26.3	255.3	8
FETAL DEATHS													
9 Total	6	3	3	105.3	107.1	103.4	2		2	23.5	0	42.6	9
10 Under 20 weeks gestation	4	3	1	70.2	107.1	34.5	1		1	11.8	0	21.3	10
11 20-27 weeks gestation				0	0	0	1		1	11.8	0	21.3	11
12 28 weeks and more	2		2	35.1	0	69.0				0	0	0	12
13 Unknown length of gestation				0	0	0				0	0	0	13
DEATHS													
14 Total, all ages	43	25	18	194.4	1250.0	1125.0	31	19	12	1000.0	1000.0	1000.0	14
15 Under 1 year	1	1		17.5	35.7	0	4	2	2	47.1	52.6	42.6	15
16 Under 28 days	1	1		17.5	35.7	0	2	2		23.5	52.6	0	16
17 Deaths from immaturity				0	0	0	1	1		11.8	26.3	0	17
18 1-4 years **	1		1	0	0	0				0	0	0	18
19 Maternal deaths				0	0	0				0	0	0	19
CAUSE OF DEATH													
20 Tuberculosis, all forms (001-019)				0	0	0				0	0	0	20
21 Syphilis and its sequelae (020-029)				0	0	0				0	0	0	21
22 Typhoid fever (040)				0	0	0				0	0	0	22
23 Dysentery, all forms (045-048)				0	0	0				0	0	0	23
24 Scarlet fever (050)				0	0	0				0	0	0	24
25 Streptococcal sore throat (051)				0	0	0				0	0	0	25
26 Diphtheria (055)				0	0	0				0	0	0	26
27 Whooping cough (056)				0	0	0				0	0	0	27
28 Meningococcal infections (057)				0	0	0				0	0	0	28
29 Acute poliomyelitis (080)				0	0	0				0	0	0	29
30 Acute infectious encephalitis (082)				0	0	0				0	0	0	30
31 Smallpox (084)				0	0	0				0	0	0	31
32 Measles (085)				0	0	0				0	0	0	32
33 Typhus and other rickettsial diseases (100-103, 105-108)				0	0	0				0	0	0	33
34 Rocky Mountain spotted fever (104)				0	0	0				0	0	0	34
35 Malaria (110-117)				0	0	0				0	0	0	35
36 All other diseases classified as infective and parasitic (030-039, 041-044, 049, 052-054, 059-074, 081, 083, 086-096, 120-138)				0	0	0				0	0	0	36
37 Malignant neoplasms, including neoplasms of lymphatic and haematopoietic tissues (140-205)	1		1	27.8	0	62.5	5	5		161.3	263.2	0	37
38 Benign and unspecified neoplasms (210-239)				0	0	0				0	0	0	38
39 Diabetes mellitus (260)				0	0	0				0	0	0	39
40 Pellagra (281)				0	0	0				0	0	0	40
41 Anemias (290-293)				0	0	0	1		1	32.3	0	83.3	41
42 Vascular lesions affecting central nervous system (330-334)	13	7	6	361.1	350.0	375.0	4	2	2	129.0	105.3	166.7	42
43 Nonmeningococcal meningitis (340)				0	0	0				0	0	0	43
44 Rheumatic fever (400-402)				0	0	0				0	0	0	44
45 Heart diseases (410-443)	17	10	7	472.2	500.0	437.5	8	4	4	258.1	210.5	333.3	45
46 Hypertension without mention of heart (444-447)	3	2	1	83.3	100.0	62.5				0	0	0	46
47 Influenza and pneumonia (480-483, 490-493)	2		2	55.6	0	125.0				0	0	0	47
48 Bronchitis (500-502)	2	1	1	55.6	50.0	62.5				0	0	0	48
49 Ulcer of stomach and duodenum (540, 541)				0	0	0	1	1		32.3	52.6	0	49
50 Appendicitis (550-553)				0	0	0				0	0	0	50
51 Intestinal obstruction and hernia (560, 561, 570)				0	0	0				0	0	0	51
52 Gastritis, duodenitis, enteritis and colitis (except diarrhea of the newborn) (543, 571, 572)				0	0	0	1		1	32.3	0	83.3	52
53 Cirrhosis of liver (581)				0	0	0				0	0	0	53
54 Nephritis and nephrosis (590-594)				0	0	0				0	0	0	54
55 Hyperplasia of prostate (610)				0	0	0				0	0	0	55
56 Complications of pregnancy, childbirth and the puerperium (640-652, 670-689)				0	0	0				0	0	0	56
57 Congenital malformations (750-759)				0	0	0				0	0	0	57
58 Birth injuries, postnatal asphyxia and atelectasis (760-762)				0	0	0	1	1		32.3	52.6	0	58
59 Infection of the newborn (763-768)				0	0	0				0	0	0	59
60 Other diseases peculiar to early infancy, and immaturity unqualified (769-776)	1	1		27.8	50.0	0	1	1		32.3	52.6	0	60
61 Senility, without mention of psychosis (794)				0	0	0				0	0	0	61
62 Ill-defined and unknown causes (780-793, 795)				0	0	0				0	0	0	62
63 Motor vehicle accidents (E810-E835)	3	3		83.3	150.0	0	2	2		64.5	105.3	0	63
64 All other accidents (E800-E802, E840-E962)				0	0	0	4	1	3	129.0	52.6	250.0	64
65 Suicide (E963, E970-E979)				0	0	0				0	0	0	65
66 Homicide (E964, E980-E985)				0	0	0	1		1	32.3	0	83.3	66
67 All other diseases (residual)	1	1		27.8	50.0	0	2	2		64.5	105.3	0	67

TABLE XIV-C VITAL STATISTICS, BY CITY, BY RACE, GEORGIA, 1966
POPULATION 2,500-9,999

136

ITEM	JACKSON						JESUP					
	Number			Rate or Ratio *			Number			Rate or Ratio *		
	Total	White	Non-White	Total	White	Non-White	Total	White	Non-White	Total	White	Non-White
1 Estimated population as of July 1	2,800	1,500	1,300				8,500	5,900	2,600			
LIVE BIRTHS												
2 Total	63	20	43	22.5	13.3	33.1	167	110	57	19.6	18.6	21.9
3 Delivered in hospital	52	20	32	82.5%	100.0%	74.4%	166	110	56	99.4%	100.0%	98.2%
4 Delivered in home by physician	1	-	1	1.6%	0%	2.3%	1	-	1	0.6%	0%	1.8%
5 Delivered in home by midwife	10	-	10	15.9%	0%	23.3%	-	-	-	0%	0%	0%
6 Other deliveries	-	-	-	0%	0%	0%	-	-	-	0%	0%	0%
7 Immature births	8	2	6	12.7	100.0	139.5	14	7	7	83.8	63.6	122.8
8 Live births to unwed mothers	10	-	10	158.7	0	232.6	19	3	16	113.8	27.3	280.7
FETAL DEATHS												
9 Total	1	1	-	15.9	50.0	0	7	7	-	41.9	63.6	0
10 Under 20 weeks gestation	-	-	-	0	0	0	3	3	-	18.0	27.3	0
11 20-27 weeks gestation	-	-	-	0	0	0	-	-	-	0	0	0
12 28 weeks and more	-	-	-	0	0	0	4	4	-	24.0	36.4	0
13 Unknown length of gestation	1	1	-	15.9	50.0	0	-	-	-	0	0	0
DEATHS												
14 Total, all ages	39	29	10	1392.9	1933.3	769.2	73	48	25	858.8	813.6	961.5
15 Under 1 year	-	-	-	0	0	0	5	1	4	29.9	9.1	70.2
16 Under 28 days	-	-	-	0	0	0	3	1	2	18.0	9.1	35.1
17 Deaths from immaturity	-	-	-	0	0	0	2	1	1	12.0	9.1	17.5
18 1-4 years **	-	-	-	0	0	0	-	-	-	0	0	0
19 Maternal deaths	-	-	-	0	0	0	-	-	-	0	0	0
CAUSE OF DEATH												
20 Tuberculosis, all forms (001-019)	-	-	-	0	0	0	-	-	-	0	0	0
21 Syphilis and its sequelae (020-029)	-	-	-	0	0	0	-	-	-	0	0	0
22 Typhoid fever (040)	-	-	-	0	0	0	-	-	-	0	0	0
23 Dysentery, all forms (045-048)	-	-	-	0	0	0	-	-	-	0	0	0
24 Scarlet fever (050)	-	-	-	0	0	0	-	-	-	0	0	0
25 Streptococcal sore throat (051)	-	-	-	0	0	0	-	-	-	0	0	0
26 Diphtheria (055)	-	-	-	0	0	0	-	-	-	0	0	0
27 Whooping cough (056)	-	-	-	0	0	0	-	-	-	0	0	0
28 Meningococcal infections (057)	-	-	-	0	0	0	-	-	-	0	0	0
29 Acute poliomyelitis (080)	-	-	-	0	0	0	-	-	-	0	0	0
30 Acute infectious encephalitis (082)	-	-	-	0	0	0	-	-	-	0	0	0
31 Smallpox (084)	-	-	-	0	0	0	-	-	-	0	0	0
32 Measles (085)	-	-	-	0	0	0	-	-	-	0	0	0
33 Typhus and other rickettsial diseases (100-103, 105-108)	-	-	-	0	0	0	-	-	-	0	0	0
34 Rocky Mountain spotted fever (104)	-	-	-	0	0	0	-	-	-	0	0	0
35 Malaria (110-117)	-	-	-	0	0	0	-	-	-	0	0	0
36 All other diseases classified as infective and parasitic (030-039, 041-044, 049, 052-054, 059-074, 081, 083, 086-096, 120-138)	-	-	-	0	0	0	-	-	-	0	0	0
37 Malignant neoplasms, including neoplasms of lymphatic and haematopoietic tissues (140-205)	5	3	2	178.6	200.0	153.8	7	5	2	82.4	84.7	76.9
38 Benign and unspecified neoplasms (210-239)	-	-	-	0	0	0	2	-	2	23.5	0	76.9
39 Diabetes mellitus (260)	1	1	-	35.7	66.7	0	2	2	-	23.5	33.9	0
40 Pellagra (281)	-	-	-	0	0	0	-	-	-	0	0	0
41 Anemias (290-293)	-	-	-	0	0	0	-	-	-	0	0	0
42 Vascular lesions affecting central nervous system (330-334)	4	3	1	142.9	200.0	76.9	9	5	4	105.9	84.7	153.8
43 Nonmeningococcal meningitis (340)	-	-	-	0	0	0	-	-	-	0	0	0
44 Rheumatic fever (400-402)	-	-	-	0	0	0	-	-	-	0	0	0
45 Heart diseases (410-443)	15	13	2	535.7	866.7	153.8	33	25	8	388.2	423.7	307.7
46 Hypertension without mention of heart (444-447)	-	-	-	0	0	0	1	-	1	11.8	0	38.5
47 Influenza and pneumonia (480-483, 490-493)	1	1	-	35.7	66.7	0	-	-	-	0	0	0
48 Bronchitis (500-502)	-	-	-	0	0	0	-	-	-	0	0	0
49 Ulcer of stomach and duodenum (540, 541)	-	-	-	0	0	0	-	-	-	0	0	0
50 Appendicitis (550-553)	-	-	-	0	0	0	-	-	-	0	0	0
51 Intestinal obstruction and hernia (560, 561, 570)	1	1	-	35.7	66.7	0	-	-	-	0	0	0
52 Gastritis, duodenitis, enteritis and colitis (except diarrhea of the newborn) (543, 571, 572)	-	-	-	0	0	0	-	-	-	0	0	0
53 Cirrhosis of liver (581)	-	-	-	0	0	0	1	-	1	11.8	0	38.5
54 Nephritis and nephrosis (590-594)	-	-	-	0	0	0	-	-	-	0	0	0
55 Hyperplasia of prostate (610)	-	-	-	0	0	0	1	-	1	11.8	0	38.5
56 Complications of pregnancy, childbirth and the puerperium (640-652, 670-689)	-	-	-	0	0	0	-	-	-	0	0	0
57 Congenital malformations (750-759)	-	-	-	0	0	0	-	-	-	0	0	0
58 Birth injuries, postnatal asphyxia and atelectasis (760-762)	-	-	-	0	0	0	1	-	1	11.8	0	38.5
59 Infection of the newborn (763-768)	-	-	-	0	0	0	-	-	-	0	0	0
60 Other diseases peculiar to early infancy, and immaturity unqualified (769-776)	-	-	-	0	0	0	2	1	1	23.5	16.9	38.5
61 Senility, without mention of psychosis (794)	-	-	-	0	0	0	-	-	-	0	0	0
62 Ill-defined and unknown causes (780-793, 795)	1	-	-	0	0	0	-	-	-	0	0	0
63 Motor vehicle accidents (E810-E835)	1	1	-	35.7	66.7	0	2	2	-	23.5	33.9	0
64 All other accidents (E800-E802, E840-E962)	1	1	-	35.7	66.7	0	3	1	2	35.3	16.9	76.9
65 Suicide (E963, E970-E979)	-	-	-	0	0	0	2	2	-	23.5	33.9	0
66 Homicide (E964, E980-E985)	3	1	2	107.1	66.7	153.8	1	1	-	11.8	16.9	0
67 All other diseases (residual)	7	4	3	250.0	266.7	230.8	4	3	1	47.1	50.8	38.5

TABLE XIV-C VITAL STATISTICS, BY CITY, BY RACE, GEORGIA, 1966
POPULATION 2,500-9,999

ITEM	JONESBORO						LAFAYETTE						
	Number			Rate or Ratio *			Number			Rate or Ratio *			
	Total	White	Non-White	Total	White	Non-White	Total	White	Non-White	Total	White	Non-White	
1 Estimated population as of July 1	4,500	3,700	800				6,500	5,900	600				1
LIVE BIRTHS													
2 Total	105	77	28	23.3	20.8	35.0	141	125	16	21.7	21.2	26.7	2
3 Delivered in hospital	103	77	26	98.1	100.0	92.9	140	125	15	99.3	100.0	93.8	3
4 Delivered in home by physician	2	-	2	1.9	0	7.1	1	-	1	0.7	0	6.3	4
5 Delivered in home by midwife	-	-	-	0	0	0	-	-	-	0	0	0	5
6 Other deliveries	-	-	-	0	0	0	-	-	-	0	0	0	6
7 Immature births	13	9	4	123.8	116.9	142.9	12	12	-	85.1	96.0	0	7
8 Live births to unwed mothers	13	1	12	123.8	13.0	428.6	5	3	2	35.5	24.0	125.0	8
FETAL DEATHS													
9 Total	2	2	-	19.0	26.0	0	4	4	-	28.4	32.0	0	9
10 Under 20 weeks gestation	-	-	-	0	0	0	-	-	-	0	0	0	10
11 20-27 weeks gestation	-	-	-	0	0	0	1	1	-	7.1	8.0	0	11
12 28 weeks and more	2	2	-	19.0	26.0	0	3	3	-	21.3	24.0	0	12
13 Unknown length of gestation	-	-	-	0	0	0	-	-	-	0	0	0	13
DEATHS													
14 Total, all ages	36	28	8	800.0	756.8	1000.0	64	59	5	984.6	1000.0	833.3	14
15 Under 1 year	6	5	1	57.1	64.9	35.7	5	4	1	35.5	32.0	62.5	15
16 Under 28 days	5	4	1	47.6	51.9	35.7	2	2	-	14.2	16.0	0	16
17 Deaths from immaturity	1	1	-	9.5	13.0	0	1	1	-	7.1	8.0	0	17
18 1-4 years **	-	-	-	-	-	-	2	2	-	-	-	-	18
19 Maternal deaths	-	-	-	0	0	0	-	-	-	0	0	0	19
CAUSE OF DEATH													
20 Tuberculosis, all forms (001-019)	-	-	-	0	0	0	-	-	-	0	0	0	20
21 Syphilis and its sequelae (020-029)	-	-	-	0	0	0	-	-	-	0	0	0	21
22 Typhoid fever (040)	-	-	-	0	0	0	-	-	-	0	0	0	22
23 Dysentery, all forms (045-048)	-	-	-	0	0	0	-	-	-	0	0	0	23
24 Scarlet fever (050)	-	-	-	0	0	0	-	-	-	0	0	0	24
25 Streptococcal sore throat (051)	-	-	-	0	0	0	-	-	-	0	0	0	25
26 Diphtheria (055)	-	-	-	0	0	0	-	-	-	0	0	0	26
27 Whooping cough (056)	-	-	-	0	0	0	-	-	-	0	0	0	27
28 Meningococcal infections (057)	-	-	-	0	0	0	-	-	-	0	0	0	28
29 Acute poliomyelitis (080)	-	-	-	0	0	0	-	-	-	0	0	0	29
30 Acute infectious encephalitis (082)	-	-	-	0	0	0	-	-	-	0	0	0	30
31 Smallpox (084)	-	-	-	0	0	0	-	-	-	0	0	0	31
32 Measles (085)	-	-	-	0	0	0	-	-	-	0	0	0	32
33 Typhus and other rickettsial diseases (100-103, 105-108)	-	-	-	0	0	0	-	-	-	0	0	0	33
34 Rocky Mountain spotted fever (104)	-	-	-	0	0	0	-	-	-	0	0	0	34
35 Malaria (110-117)	-	-	-	0	0	0	-	-	-	0	0	0	35
36 All other diseases classified as infective and parasitic (030-039, 041-044, 049, 052-054, 059-074, 081, 083, 086-096, 120-138)	-	-	-	0	0	0	-	-	-	0	0	0	36
37 Malignant neoplasms, including neoplasms of lymphatic and haematopoietic tissues (140-205)	3	3	-	66.7	81.1	0	12	12	-	184.6	203.4	0	37
38 Benign and unspecified neoplasms (210-239)	-	-	-	0	0	0	-	-	-	0	0	0	38
39 Diabetes mellitus (260)	-	-	-	0	0	0	1	1	-	15.4	16.9	0	39
40 Pellagra (281)	-	-	-	0	0	0	-	-	-	0	0	0	40
41 Anemias (290-293)	-	-	-	0	0	0	1	1	-	15.4	16.9	0	41
42 Vascular lesions affecting central nervous system (330-334)	5	3	2	111.1	81.1	250.0	5	5	-	76.9	84.7	0	42
43 Nonmeningococcal meningitis (340)	-	-	-	0	0	0	-	-	-	0	0	0	43
44 Rheumatic fever (400-402)	-	-	-	0	0	0	-	-	-	0	0	0	44
45 Heart diseases (410-443)	13	11	2	288.9	297.3	250.0	24	21	3	369.2	355.9	500.0	45
46 Hypertension without mention of heart (444-447)	-	-	-	0	0	0	1	-	1	15.4	0	166.7	46
47 Influenza and pneumonia (480-483, 490-493)	1	1	-	22.2	27.0	0	-	-	-	0	0	0	47
48 Bronchitis (500-502)	-	-	-	0	0	0	-	-	-	0	0	0	48
49 Ulcer of stomach and duodenum (540, 541)	-	-	-	0	0	0	-	-	-	0	0	0	49
50 Appendicitis (550-553)	-	-	-	0	0	0	-	-	-	0	0	0	50
51 Intestinal obstruction and hernia (560, 561, 570)	-	-	-	0	0	0	-	-	-	0	0	0	51
52 Gastritis, duodenitis, enteritis and colitis (except diarrhea of the newborn) (543, 571, 572)	-	-	-	0	0	0	-	-	-	0	0	0	52
53 Cirrhosis of liver (581)	-	-	-	0	0	0	-	-	-	0	0	0	53
54 Nephritis and nephrosis (590-594)	1	1	-	22.2	0	125.0	1	1	-	15.4	16.9	0	54
55 Hyperplasia of prostate (610)	-	-	-	0	0	0	-	-	-	0	0	0	55
56 Complications of pregnancy, childbirth and the puerperium (640-652, 670-689)	-	-	-	0	0	0	-	-	-	0	0	0	56
57 Congenital malformations (750-759)	1	1	-	22.2	27.0	0	1	-	1	15.4	0	166.7	57
58 Birth injuries, postnatal asphyxia and atelectasis (760-762)	1	1	-	22.2	27.0	0	-	-	-	0	0	0	58
59 Infection of the newborn (763-768)	1	-	1	22.2	0	125.0	-	-	-	0	0	0	59
60 Other diseases peculiar to early infancy, and immaturity unqualified (769-776)	3	3	-	66.7	81.1	0	2	2	-	30.8	33.9	0	60
61 Senility, without mention of psychosis (794)	-	-	-	0	0	0	1	1	-	15.4	16.9	0	61
62 Ill-defined and unknown causes (780-793, 795)	2	2	-	44.4	54.1	0	7	7	-	107.7	118.6	0	62
63 Motor vehicle accidents (E810-E835)	-	-	-	0	0	0	-	-	-	0	0	0	63
64 All other accidents (E800-E802, E840-E962)	1	1	-	22.2	27.0	0	2	2	-	30.8	33.9	0	64
65 Suicide (E963, E970-E979)	-	-	-	0	0	0	-	-	-	0	0	0	65
66 Homicide (E964, E980-E985)	1	-	1	22.2	0	125.0	-	-	-	0	0	0	66
67 All other diseases (residual)	3	2	1	66.7	54.1	125.0	2	2	-	30.8	33.9	0	67

TABLE XIV-C VITAL STATISTICS, BY CITY, BY RACE, GEORGIA, 1966
POPULATION 2,500-9,999

ITEM	LAWRENCEVILLE						LYONS						
	Number			Rate or Ratio *			Number			Rate or Ratio *			
	Total	White	Non-White	Total	White	Non-White	Total	White	Non-White	Total	White	Non-White	
1 Estimated population as of July 1	4,800	4,200	600				3,700	2,400	1,300				1
LIVE BIRTHS													
2 Total	92	81	11	19.2	19.3	18.3	71	35	36	19.2	14.6	27.7	2
3 Delivered in hospital	92	81	11	100.0%	100.0%	100.0%	54	35	19	76.1%	100.0%	52.8%	3
4 Delivered in home by physician	-	-	-	0%	0%	0%	1	-	1	1.4%	0%	2.8%	4
5 Delivered in home by midwife	-	-	-	0%	0%	0%	16	-	16	22.5%	0%	44.4%	5
6 Other deliveries	-	-	-	0%	0%	0%	-	-	-	0%	0%	0%	6
7 Immature births	5	2	3	54.3	24.7	272.7	3	-	3	42.3	0	83.3	7
8 Live births to unwed mothers	1	-	1	10.9	0	90.9	9	-	9	126.8	0	250.0	8
FETAL DEATHS													
9 Total	-	-	-	0	0	0	5	2	3	70.4	57.1	83.3	9
10 Under 20 weeks gestation	-	-	-	0	0	0	2	1	1	28.2	28.6	27.8	10
11 20-27 weeks gestation	-	-	-	0	0	0	1	-	1	14.1	0	27.8	11
12 28 weeks and more	-	-	-	0	0	0	2	1	1	28.2	28.6	27.8	12
13 Unknown length of gestation	-	-	-	0	0	0	-	-	-	0	0	0	13
DEATHS													
14 Total, all ages	46	41	5	958.3	976.2	833.3	43	22	21	162.2	916.7	1615.4	14
15 Under 1 year	2	1	1	21.7	12.3	90.9	1	1	-	14.1	28.6	0	15
16 Under 28 days	2	1	1	21.7	12.3	90.9	1	1	-	14.1	28.6	0	16
17 Deaths from immaturity	-	-	-	0	0	0	-	-	-	0	0	0	17
18 1-4 years **	1	-	1	0	0	0	-	-	-	0	0	0	18
19 Maternal deaths	-	-	-	0	0	0	-	-	-	0	0	0	19
CAUSE OF DEATH													
20 Tuberculosis, all forms (001-019)	-	-	-	0	0	0	-	-	-	0	0	0	20
21 Syphilis and its sequelae (020-029)	-	-	-	0	0	0	-	-	-	0	0	0	21
22 Typhoid fever (040)	-	-	-	0	0	0	-	-	-	0	0	0	22
23 Dysentery, all forms (045-048)	-	-	-	0	0	0	-	-	-	0	0	0	23
24 Scarlet fever (050)	-	-	-	0	0	0	-	-	-	0	0	0	24
25 Streptococcal sore throat (051)	-	-	-	0	0	0	-	-	-	0	0	0	25
26 Diphtheria (055)	-	-	-	0	0	0	-	-	-	0	0	0	26
27 Whooping cough (056)	-	-	-	0	0	0	-	-	-	0	0	0	27
28 Meningococcal infections (057)	-	-	-	0	0	0	-	-	-	0	0	0	28
29 Acute poliomyelitis (080)	-	-	-	0	0	0	-	-	-	0	0	0	29
30 Acute infectious encephalitis (082)	-	-	-	0	0	0	-	-	-	0	0	0	30
31 Smallpox (084)	-	-	-	0	0	0	-	-	-	0	0	0	31
32 Measles (085)	-	-	-	0	0	0	-	-	-	0	0	0	32
33 Typhus and other rickettsial diseases (100-103, 105-108)	-	-	-	0	0	0	-	-	-	0	0	0	33
34 Rocky Mountain spotted fever (104)	-	-	-	0	0	0	-	-	-	0	0	0	34
35 Malaria (110-117)	-	-	-	0	0	0	-	-	-	0	0	0	35
36 All other diseases classified as infective and parasitic (030-039, 041-044, 049, 052-054, 059-074, 081, 083, 086-096, 120-138)	-	-	-	0	0	0	-	-	-	0	0	0	36
37 Malignant neoplasms, including neoplasms of lymphatic and haematopoietic tissues (140-205)	9	9	-	187.5	214.3	0	3	1	2	81.1	41.7	153.8	37
38 Benign and unspecified neoplasms (210-239)	-	-	-	0	0	0	-	-	-	0	0	0	38
39 Diabetes mellitus (260)	-	-	-	0	0	0	-	-	-	0	0	0	39
40 Pellagra (281)	-	-	-	0	0	0	-	-	-	0	0	0	40
41 Anemias (290-293)	-	-	-	0	0	0	-	-	-	0	0	0	41
42 Vascular lesions affecting central nervous system (330-334)	8	7	1	166.7	166.7	166.7	6	2	4	162.2	83.3	307.7	42
43 Nonmeningococcal meningitis (340)	-	-	-	0	0	0	-	-	-	0	0	0	43
44 Rheumatic fever (400-402)	-	-	-	0	0	0	-	-	-	0	0	0	44
45 Heart diseases (410-443)	15	14	1	312.5	333.3	166.7	14	9	5	378.4	375.0	384.6	45
46 Hypertension without mention of heart (444-447)	-	-	-	0	0	0	1	1	-	27.0	41.7	0	46
47 Influenza and pneumonia (480-483, 490-493)	2	1	1	41.7	23.8	166.7	-	-	-	0	0	0	47
48 Bronchitis (500-502)	-	-	-	0	0	0	-	-	-	0	0	0	48
49 Ulcer of stomach and duodenum (540, 541)	-	-	-	0	0	0	-	-	-	0	0	0	49
50 Appendicitis (550-553)	-	-	-	0	0	0	-	-	-	0	0	0	50
51 Intestinal obstruction and hernia (560, 561, 570)	-	-	-	0	0	0	1	1	-	27.0	41.7	0	51
52 Gastritis, duodenitis, enteritis and colitis (except diarrhea of the newborn) (543, 571, 572)	-	-	-	0	0	0	1	1	-	27.0	41.7	0	52
53 Cirrhosis of liver (581)	-	-	-	0	0	0	-	-	-	0	0	0	53
54 Nephritis and nephrosis (590-594)	2	2	-	41.7	47.6	0	1	1	-	27.0	41.7	0	54
55 Hyperplasia of prostate (610)	-	-	-	0	0	0	-	-	-	0	0	0	55
56 Complications of pregnancy, childbirth and the puerperium (640-652, 670-689)	-	-	-	0	0	0	-	-	-	0	0	0	56
57 Congenital malformations (750-759)	-	-	-	0	0	0	-	-	-	0	0	0	57
58 Birth injuries, postnatal asphyxia and atelectasis (760-762)	2	1	1	41.7	23.8	166.7	1	1	-	27.0	41.7	0	58
59 Infection of the newborn (763-768)	-	-	-	0	0	0	-	-	-	0	0	0	59
60 Other diseases peculiar to early infancy, and immaturity unqualified (769-776)	-	-	-	0	0	0	-	-	-	0	0	0	60
61 Senility, without mention of psychosis (794)	-	-	-	0	0	0	-	-	-	0	0	0	61
62 Ill-defined and unknown causes (780-793, 795)	-	-	-	0	0	0	-	-	-	0	0	0	62
63 Motor vehicle accidents (E810-E835)	-	-	-	0	0	0	2	1	1	54.1	41.7	76.9	63
64 All other accidents (E800-E802, E840-E962)	-	-	-	0	0	0	1	1	-	27.0	41.7	0	64
65 Suicide (E963, E970-E979)	2	2	-	41.7	47.6	0	-	-	-	0	0	0	65
66 Homicide (E964, E980-E985)	-	-	-	0	0	0	5	1	4	135.1	41.7	307.7	66
67 All other diseases (residual)	6	5	1	125.0	119.0	166.7	4	1	3	108.1	41.7	230.8	67

TABLE XIV-C VITAL STATISTICS, BY CITY, BY RACE, GEORGIA, 1966
POPULATION 2,500-9,999

ITEM	MADISON						MANCHESTER					
	Number			Rate or Ratio *			Number			Rate or Ratio *		
	Total	White	Non-White	Total	White	Non-White	Total	White	Non-White	Total	White	Non-White
1 Estimated population as of July 1	2,900	1,400	1,500				4,500	3,200	1,300			
LIVE BIRTHS												
2 Total	58	15	43	20.0	10.7	28.7	78	49	29	17.3	15.3	22.3
3 Delivered in hospital	54	15	39	93.1%	100.0%	90.7%	67	49	18	85.9%	100.0%	62.1%
4 Delivered in home by physician				0%	0%	0%				0%	0%	0%
5 Delivered in home by midwife	4		4	6.9%	0%	9.3%	11		11	14.1%	0%	37.9%
6 Other deliveries				0%	0%	0%				0%	0%	0%
7 Immature births	5		5	86.2	0	116.3	10	5	5	128.2	102.0	172.4
8 Live births to unwed mothers	13	1	12	224.1	66.7	279.1	10		10	128.2	0	344.8
FETAL DEATHS												
9 Total	1		1	17.2	0	23.3	1		1	12.8	0	34.5
10 Under 20 weeks gestation	1		1	17.2	0	23.3				0	0	0
11 20-27 weeks gestation				0	0	0	1		1	12.8	0	34.5
12 28 weeks and more				0	0	0				0	0	0
13 Unknown length of gestation				0	0	0				0	0	0
DEATHS												
14 Total, all ages	50	25	25	1724.1	1785.7	1666.7	52	36	16	1155.6	1125.0	1230.8
15 Under 1 year	2		2	34.5	0	46.5	5	2	3	64.1	40.8	103.4
16 Under 28 days				0	0	0	3	1	2	38.5	20.4	69.0
17 Deaths from immaturity				0	0	0				0	0	0
18 1-4 years * *	1		1							0	0	0
19 Maternal deaths				0	0	0				0	0	0
CAUSE OF DEATH												
20 Tuberculosis, all forms (001-019)				0	0	0				0	0	0
21 Syphilis and its sequelae (020-029)				0	0	0				0	0	0
22 Typhoid fever (040)				0	0	0				0	0	0
23 Dysentery, all forms (045-048)				0	0	0				0	0	0
24 Scarlet fever (050)				0	0	0				0	0	0
25 Streptococcal sore throat (051)				0	0	0				0	0	0
26 Diphtheria (055)				0	0	0				0	0	0
27 Whooping cough (056)				0	0	0				0	0	0
28 Meningococcal infections (057)				0	0	0				0	0	0
29 Acute poliomyelitis (080)				0	0	0				0	0	0
30 Acute infectious encephalitis (082)				0	0	0				0	0	0
31 Smallpox (084)				0	0	0				0	0	0
32 Measles (085)				0	0	0				0	0	0
33 Typhus and other rickettsial diseases (100-103, 105-108)				0	0	0				0	0	0
34 Rocky Mountain spotted fever (104)				0	0	0				0	0	0
35 Malaria (110-117)				0	0	0				0	0	0
36 All other diseases classified as infective and parasitic (030-039, 041-044, 049, 052-054, 059-074, 081, 083, 086-096, 120-138)	2		2	69.0	0	133.3				0	0	0
37 Malignant neoplasms, including neoplasms of lymphatic and haematopoietic tissues (140-205)	8	5	3	275.9	357.1	200.0	4	3	1	88.9	93.8	76.9
38 Benign and unspecified neoplasms (210-239)				0	0	0				0	0	0
39 Diabetes mellitus (260)				0	0	0				0	0	0
40 Pellagra (281)				0	0	0				0	0	0
41 Anemias (290-293)				0	0	0				0	0	0
42 Vascular lesions affecting central nervous system (330-334)	11	6	5	379.3	428.6	333.3	11	8	3	244.4	250.0	230.8
43 Nonmeningococcal meningitis (340)				0	0	0	1		1	22.2	0	76.9
44 Rheumatic fever (400-402)				0	0	0				0	0	0
45 Heart diseases (410-443)	15	7	8	517.2	500.0	533.3	18	13	5	400.0	406.3	384.6
46 Hypertension without mention of heart (444-447)	2	1	1	69.0	71.4	66.7				0	0	0
47 Influenza and pneumonia (480-483, 490-493)	1		1	34.5	0	66.7				0	0	0
48 Bronchitis (500-502)				0	0	0				0	0	0
49 Ulcer of stomach and duodenum (540, 541)				0	0	0				0	0	0
50 Appendicitis (550-553)				0	0	0				0	0	0
51 Intestinal obstruction and hernia (560, 561, 570)				0	0	0				0	0	0
52 Gastritis, duodenitis, enteritis and colitis (except diarrhea of the newborn) (543, 571, 572)				0	0	0				0	0	0
53 Cirrhosis of liver (581)				0	0	0	1	1		22.2	31.3	0
54 Nephritis and nephrosis (590-594)				0	0	0				0	0	0
55 Hyperplasia of prostate (610)				0	0	0				0	0	0
56 Complications of pregnancy, childbirth and the puerperium (640-652, 670-689)				0	0	0				0	0	0
57 Congenital malformations (750-759)				0	0	0				0	0	0
58 Birth injuries, postnatal asphyxia and atelectasis (760-762)				0	0	0	2	1	1	44.4	31.3	76.9
59 Infection of the newborn (763-768)				0	0	0				0	0	0
60 Other diseases peculiar to early infancy, and immaturity unqualified (769-776)				0	0	0	1		1	22.2	0	76.9
61 Senility, without mention of psychosis (794)				0	0	0				0	0	0
62 Ill-defined and unknown causes (780-793, 795)	1		1	34.5	0	66.7				0	0	0
63 Motor vehicle accidents (E810-E835)	3	3		103.4	214.3	0	4	4		88.9	125.0	0
64 All other accidents (E800-E802, E840-E962)				0	0	0	3	2	1	66.7	62.5	76.9
65 Suicide (E963, E970-E979)				0	0	0				0	0	0
66 Homicide (E984, E980-E985)				0	0	0	1		1	22.2	0	76.9
67 All other diseases (residual)	7	3	4	241.4	214.3	266.7	5	4	1	111.1	125.0	76.9

TABLE XIV-C VITAL STATISTICS, BY CITY, BY RACE, GEORGIA, 1966
POPULATION 2,500-9,999

ITEM	MCRAE						MILLEN					
	Number			Rate or Ratio *			Number			Rate or Ratio *		
	Total	White	Non-White	Total	White	Non-White	Total	White	Non-White	Total	White	Non-White
1 Estimated population as of July 1	3,100	1,900	1,200				4,000	2,100	1,900			
LIVE BIRTHS												
2 Total	76	39	37	24.5	20.5	30.8	61	31	30	15.3	14.8	15.8
3 Delivered in hospital	54	39	15	71.1	100.0	40.5	52	31	21	85.2	100.0	70.0
4 Delivered in home by physician	-	-	-	0	0	0	-	-	-	0	0	0
5 Delivered in home by midwife	22	-	22	28.9	0	59.5	9	-	9	14.8	0	30.0
6 Other deliveries	-	-	-	0	0	0	-	-	-	0	0	0
7 Immature births	5	1	4	6.5	2.6	108.1	5	1	4	82.0	32.3	133.3
8 Live births to unwed mothers	7	-	7	92.1	0	189.2	10	-	10	163.9	0	333.3
FETAL DEATHS												
9 Total	2	2	-	26.3	51.3	0	2	1	1	32.8	32.3	33.3
10 Under 20 weeks gestation	-	-	-	0	0	0	2	1	1	32.8	32.3	33.3
11 20-27 weeks gestation	-	-	-	0	0	0	-	-	-	0	0	0
12 28 weeks and more	-	-	-	0	0	0	-	-	-	0	0	0
13 Unknown length of gestation	2	2	-	26.3	51.3	0	-	-	-	0	0	0
DEATHS												
14 Total, all ages	27	21	6	871.0	1105.3	500.0	56	36	20	400.0	714.3	1052.6
15 Under 1 year	1	1	-	13.2	0	27.0	5	2	3	82.0	64.5	100.0
16 Under 28 days	-	-	-	0	0	0	3	1	2	49.2	32.3	66.7
17 Deaths from immaturity	-	-	-	0	0	0	2	1	1	32.8	32.3	33.3
18 1-4 years " "	1	-	1	-	-	-	3	-	3	-	-	-
19 Maternal deaths	-	-	-	0	0	0	-	-	-	0	0	0
CAUSE OF DEATH												
20 Tuberculosis, all forms (001-019)	-	-	-	0	0	0	-	-	-	0	0	0
21 Syphilis and its sequelae (020-029)	-	-	-	0	0	0	-	-	-	0	0	0
22 Typhoid fever (040)	-	-	-	0	0	0	-	-	-	0	0	0
23 Dysentery, all forms (045-048)	-	-	-	0	0	0	-	-	-	0	0	0
24 Scarlet fever (050)	-	-	-	0	0	0	-	-	-	0	0	0
25 Streptococcal sore throat (051)	-	-	-	0	0	0	-	-	-	0	0	0
26 Diphtheria (055)	-	-	-	0	0	0	-	-	-	0	0	0
27 Whooping cough (056)	-	-	-	0	0	0	-	-	-	0	0	0
28 Meningococcal infections (057)	-	-	-	0	0	0	-	-	-	0	0	0
29 Acute poliomyelitis (080)	-	-	-	0	0	0	-	-	-	0	0	0
30 Acute infectious encephalitis (082)	-	-	-	0	0	0	-	-	-	0	0	0
31 Smallpox (084)	-	-	-	0	0	0	-	-	-	0	0	0
32 Measles (085)	-	-	-	0	0	0	-	-	-	0	0	0
33 Typhus and other rickettsial diseases (100-103, 105-108)	-	-	-	0	0	0	-	-	-	0	0	0
34 Rocky Mountain spotted fever (104)	-	-	-	0	0	0	-	-	-	0	0	0
35 Malaria (110-117)	-	-	-	0	0	0	-	-	-	0	0	0
36 All other diseases classified as infective and parasitic (030-039, 041-044, 049, 052-054, 059-074, 081, 083, 086-096, 120-138)	-	-	-	0	0	0	-	-	-	0	0	0
37 Malignant neoplasms, including neoplasms of lymphatic and haematopoietic tissues (140-205)	3	3	-	96.8	157.9	0	6	6	-	150.0	285.7	0
38 Benign and unspecified neoplasms (210-239)	-	-	-	0	0	0	-	-	-	0	0	0
39 Diabetes mellitus (260)	-	-	-	0	0	0	1	1	-	25.0	47.6	0
40 Pellagra (281)	-	-	-	0	0	0	-	-	-	0	0	0
41 Anemias (290-293)	-	-	-	0	0	0	-	-	-	0	0	0
42 Vascular lesions affecting central nervous system (330-334)	3	2	1	96.8	105.3	83.3	8	6	2	200.0	285.7	105.3
43 Nonmeningococcal meningitis (340)	-	-	-	0	0	0	-	-	-	0	0	0
44 Rheumatic fever (400-402)	-	-	-	0	0	0	-	-	-	0	0	0
45 Heart diseases (410-443)	10	8	2	322.6	421.1	166.7	19	14	5	475.0	666.7	263.2
46 Hypertension without mention of heart (444-447)	-	-	-	0	0	0	1	1	-	25.0	47.6	0
47 Influenza and pneumonia (480-483, 490-493)	3	2	1	96.8	105.3	83.3	-	-	-	0	0	0
48 Bronchitis (500-502)	-	-	-	0	0	0	-	-	-	0	0	0
49 Ulcer of stomach and duodenum (540, 541)	-	-	-	0	0	0	-	-	-	0	0	0
50 Appendicitis (550-553)	-	-	-	0	0	0	-	-	-	0	0	0
51 Intestinal obstruction and hernia (560, 561, 570)	-	-	-	0	0	0	-	-	-	0	0	0
52 Gastritis, duodenitis, enteritis and colitis (except diarrhea of the newborn) (543, 571, 572)	-	-	-	0	0	0	-	-	-	0	0	0
53 Cirrhosis of liver (581)	-	-	-	0	0	0	-	-	-	0	0	0
54 Nephritis and nephrosis (590-594)	-	-	-	0	0	0	1	-	1	25.0	0	52.6
55 Hyperplasia of prostate (610)	-	-	-	0	0	0	-	-	-	0	0	0
56 Complications of pregnancy, childbirth and the puerperium (640-652, 670-689)	-	-	-	0	0	0	-	-	-	0	0	0
57 Congenital malformations (750-759)	-	-	-	0	0	0	1	-	1	25.0	0	52.6
58 Birth injuries, postnatal asphyxia and atelectasis (760-762)	-	-	-	0	0	0	-	-	-	0	0	0
59 Infection of the newborn (763-768)	-	-	-	0	0	0	-	-	-	0	0	0
60 Other diseases peculiar to early infancy, and immaturity unqualified (769-776)	-	-	-	0	0	0	2	1	1	50.0	47.6	52.6
61 Senility, without mention of psychosis (794)	-	-	-	0	0	0	-	-	-	0	0	0
62 Ill-defined and unknown causes (780-793, 795)	1	-	1	32.3	0	83.3	-	-	-	0	0	0
63 Motor vehicle accidents (E810-E835)	-	-	-	0	0	0	1	1	-	25.0	47.6	0
64 All other accidents (E800-E802, E840-E962)	2	1	1	64.5	52.6	83.3	12	4	8	300.0	190.5	421.1
65 Suicide (E963, E970-E979)	-	-	-	0	0	0	-	-	-	0	0	0
66 Homicide (E964, E980-E985)	-	-	-	0	0	0	-	-	-	0	0	0
67 All other diseases (residual)	5	5	-	161.3	263.2	0	2	1	1	50.0	47.6	52.6

TABLE XIV-C VITAL STATISTICS, BY CITY, BY RACE, GEORGIA, 1966
POPULATION 2,500 - 9,999

ITEM	MONROE						MONTEZUMA						
	Number			Rate or Ratio *			Number			Rate or Ratio *			
	Total	White	Non-White	Total	White	Non-White	Total	White	Non-White	Total	White	Non-White	
1 Estimated population as of July 1	7,700	5,400	2,300				4,100	1,700	2,400				1
LIVE BIRTHS													
2 Total	179	93	86	23.2	17.2	37.4	93	32	61	22.7	18.8	25.4	2
3 Delivered in hospital	175	93	82	97.8%	100.0%	95.3%	68	31	37	73.1%	96.9%	50.7%	3
4 Delivered in home by physician				0%	0%	0%				0%	0%	0%	4
5 Delivered in home by midwife	4		4	2.2%	0%	4.7%	25	1	24	26.9%	3.1%	39.3%	5
6 Other deliveries				0%	0%	0%				0%	0%	0%	6
7 Immature births	28	11	17	156.4	118.3	197.7	7	1	6	75.3	31.3	98.4	7
8 Live births to unwed mothers	37	5	32	206.7	53.8	372.1	27	3	24	290.3	93.8	393.4	8
FETAL DEATHS													
9 Total	3	2	1	16.8	21.5	11.6	1		1	10.8	0	16.4	9
10 Under 20 weeks gestation	1	1		5.6	10.8	0				0	0	0	10
11 20-27 weeks gestation				0	0	0	1		1	10.8	0	16.4	11
12 28 weeks and more	2	1	1	11.2	10.8	11.6				0	0	0	12
13 Unknown length of gestation				0	0	0				0	0	0	13
DEATHS													
14 Total, all ages	74	52	22	961.0	963.0	956.5	59	22	37	1439.0	1294.1	1541.7	14
15 Under 1 year	5	3	2	27.9	32.3	23.3	5		5	53.8	0	82.0	15
16 Under 28 days	4	3	1	22.3	32.3	11.6	1		1	10.8	0	16.4	16
17 Deaths from immaturity				0	0	0				0	0	0	17
18 1-4 years * *	1	1					1		1				18
19 Maternal deaths				0	0	0				0	0	0	19
CAUSE OF DEATH													
20 Tuberculosis, all forms (001-019)				0	0	0				0	0	0	20
21 Syphilis and its sequelae (020-029)				0	0	0				0	0	0	21
22 Typhoid fever (040)				0	0	0				0	0	0	22
23 Dysentery, all forms (045-048)				0	0	0				0	0	0	23
24 Scarlet fever (050)				0	0	0				0	0	0	24
25 Streptococcal sore throat (051)				0	0	0				0	0	0	25
26 Diphtheria (055)				0	0	0				0	0	0	26
27 Whooping cough (056)				0	0	0				0	0	0	27
28 Meningococcal infections (057)				0	0	0				0	0	0	28
29 Acute poliomyelitis (080)				0	0	0				0	0	0	29
30 Acute infectious encephalitis (082)				0	0	0				0	0	0	30
31 Smallpox (084)				0	0	0				0	0	0	31
32 Measles (085)				0	0	0				0	0	0	32
33 Typhus and other rickettsial diseases (100-103, 105-108)				0	0	0				0	0	0	33
34 Rocky Mountain spotted fever (104)				0	0	0				0	0	0	34
35 Malaria (110-117)				0	0	0				0	0	0	35
36 All other diseases classified as infective and parasitic (030-039, 041-044, 049, 052-054, 059-074, 081, 083, 086-096, 120-138)				0	0	0	1		1	24.4	0	41.7	36
37 Malignant neoplasms, including neoplasms of lymphatic and haematopoietic tissues (140-205)	11	7	4	142.9	129.6	173.9	5	4	1	122.0	235.3	41.7	37
38 Benign and unspecified neoplasms (210-239)				0	0	0				0	0	0	38
39 Diabetes mellitus (260)				0	0	0				0	0	0	39
40 Pellagra (281)				0	0	0				0	0	0	40
41 Anemias (290-293)				0	0	0				0	0	0	41
42 Vascular lesions affecting central nervous system (330-334)	7	6	1	90.9	111.1	43.5	7	1	6	170.7	58.8	250.0	42
43 Nonmeningococcal meningitis (340)				0	0	0				0	0	0	43
44 Rheumatic fever (400-402)				0	0	0				0	0	0	44
45 Heart diseases (410-443)	27	19	8	350.6	351.9	347.8	25	13	12	609.8	764.7	500.0	45
46 Hypertension without mention of heart (444-447)				0	0	0	2		2	48.8	0	83.3	46
47 Influenza and pneumonia (480-483, 490-493)	2	1	1	26.0	18.5	43.5				0	0	0	47
48 Bronchitis (500-502)				0	0	0				0	0	0	48
49 Ulcer of stomach and duodenum (540, 541)	1		1	13.0	0	43.5				0	0	0	49
50 Appendicitis (550-553)				0	0	0				0	0	0	50
51 Intestinal obstruction and hernia (560, 561, 570)				0	0	0				0	0	0	51
52 Gastritis, duodenitis, enteritis and colitis (except diarrhea of the newborn) (543, 571, 572)				0	0	0	1		1	24.4	0	41.7	52
53 Cirrhosis of liver (581)	1	1		13.0	18.5	0				0	0	0	53
54 Nephritis and nephrosis (590-594)	1		1	13.0	0	43.5	1		1	24.4	0	41.7	54
55 Hyperplasia of prostate (610)				0	0	0				0	0	0	55
56 Complications of pregnancy, childbirth and the puerperium (640-652, 670-689)				0	0	0				0	0	0	56
57 Congenital malformations (750-759)	1	1		13.0	18.5	0				0	0	0	57
58 Birth injuries, postnatal asphyxia and atelectasis (760-762)	1	1		13.0	18.5	0	1		1	24.4	0	41.7	58
59 Infection of the newborn (763-768)	1		1	13.0	0	43.5				0	0	0	59
60 Other diseases peculiar to early infancy, and immaturity unqualified (769-776)	1	1		13.0	18.5	0	1		1	24.4	0	41.7	60
61 Senility, without mention of psychosis (794)				0	0	0				0	0	0	61
62 Ill-defined and unknown causes (780-793, 795)				0	0	0	1		1	24.4	0	41.7	62
63 Motor vehicle accidents (E810-E835)	7	4	3	90.9	74.1	130.4	2	1	1	48.8	58.8	41.7	63
64 All other accidents (E800-E802, E840-E962)	1	1		13.0	18.5	0	4		4	97.6	0	166.7	64
65 Suicide (E963, E970-E979)	1	1		13.0	18.5	0				0	0	0	65
66 Homicide (E964, E980-E985)	1	1		13.0	18.5	0				0	0	0	66
67 All other diseases (residual)	10	8	2	129.9	148.1	87.0	6	3	3	146.3	176.5	125.0	67

TABLE XIV-C VITAL STATISTICS, BY CITY, BY RACE, GEORGIA, 1966
POPULATION 2,500-9,999

ITEM	PELHAN						PERRY						
	Number			Rate or Ratio *			Number			Rate or Ratio *			
	Total	White	Non-White	Total	White	Non-White	Total	White	Non-White	Total	White	Non-White	
1 Estimated population as of July 1	5,100	2,700	2,400				7,200	4,000	3,200				1
LIVE BIRTHS													
2 Total	108	44	64	21.2	16.3	26.7	127	66	61	17.6	16.5	19.1	2
3 Delivered in hospital	83	44	39	76.9%	100.0%	60.9%	113	66	47	89.0%	100.0%	77.0%	3
4 Delivered in home by physician	-	-	-	0%	0%	0%	12	-	12	9.4%	0%	19.7%	4
5 Delivered in home by midwife	25	-	25	23.1%	0%	39.1%	2	-	2	1.6%	0%	3.3%	5
6 Other deliveries	-	-	-	0%	0%	0%	-	-	-	0%	0%	0%	6
7 Immature births	11	2	9	101.9	45.5	140.6	13	7	6	102.4	106.1	98.4	7
8 Live births to unwed mothers	18	-	18	166.7	0	281.3	21	3	18	165.4	45.5	295.1	8
FETAL DEATHS													
9 Total	2	-	2	18.5	0	31.3	1	1	-	7.9	15.2	0	9
10 Under 20 weeks gestation	-	-	-	0	0	0	-	-	-	0	0	0	10
11 20-27 weeks gestation	-	-	-	0	0	0	1	1	-	7.9	15.2	0	11
12 28 weeks and more	2	-	2	18.5	0	31.3	-	-	-	0	0	0	12
13 Unknown length of gestation	-	-	-	0	0	0	-	-	-	0	0	0	13
DEATHS													
14 Total, all ages	60	37	23	1176.5	1370.4	958.3	58	29	29	805.6	725.0	906.3	14
15 Under 1 year	5	-	5	46.3	0	78.1	8	1	7	63.0	15.2	114.8	15
16 Under 28 days	2	-	2	18.5	0	31.3	4	-	4	31.5	0	65.6	16
17 Deaths from immaturity	-	-	-	0	0	0	1	-	1	7.9	0	16.4	17
18 1-4 years **	1	-	1	-	-	-	-	-	-	-	-	-	18
19 Maternal deaths	-	-	-	0	0	0	-	-	-	0	0	0	19
CAUSE OF DEATH													
20 Tuberculosis, all forms (001-019)	-	-	-	0	0	0	-	-	-	0	0	0	20
21 Syphilis and its sequelae (020-029)	1	-	1	19.6	0	41.7	-	-	-	0	0	0	21
22 Typhoid fever (040)	-	-	-	0	0	0	-	-	-	0	0	0	22
23 Dysentery, all forms (045-048)	-	-	-	0	0	0	-	-	-	0	0	0	23
24 Scarlet fever (050)	-	-	-	0	0	0	-	-	-	0	0	0	24
25 Streptococcal sore throat (051)	-	-	-	0	0	0	-	-	-	0	0	0	25
26 Diphtheria (055)	-	-	-	0	0	0	-	-	-	0	0	0	26
27 Whooping cough (056)	-	-	-	0	0	0	-	-	-	0	0	0	27
28 Meningococcal infections (057)	-	-	-	0	0	0	1	-	1	13.9	0	31.3	28
29 Acute poliomyelitis (080)	-	-	-	0	0	0	-	-	-	0	0	0	29
30 Acute infectious encephalitis (082)	-	-	-	0	0	0	-	-	-	0	0	0	30
31 Smallpox (084)	-	-	-	0	0	0	-	-	-	0	0	0	31
32 Measles (085)	-	-	-	0	0	0	-	-	-	0	0	0	32
33 Typhus and other rickettsial diseases (100-103, 105-108)	-	-	-	0	0	0	-	-	-	0	0	0	33
34 Rocky Mountain spotted fever (104)	-	-	-	0	0	0	-	-	-	0	0	0	34
35 Malaria (110-117)	-	-	-	0	0	0	-	-	-	0	0	0	35
36 All other diseases classified as infective and parasitic (030-039, 041-044, 049, 052-054, 059-074, 081, 083, 086-096, 120-138)	-	-	-	0	0	0	-	-	-	0	0	0	36
37 Malignant neoplasms, including neoplasms of lymphatic and haematopoietic tissues (140-205)	7	6	1	137.3	222.2	41.7	6	3	3	83.3	75.0	93.8	37
38 Benign and unspecified neoplasms (210-239)	-	-	-	0	0	0	-	-	-	0	0	0	38
39 Diabetes mellitus (260)	-	-	-	0	0	0	1	-	1	13.9	0	31.3	39
40 Pellagra (281)	-	-	-	0	0	0	-	-	-	0	0	0	40
41 Anemias (290-293)	-	-	-	0	0	0	-	-	-	0	0	0	41
42 Vascular lesions affecting central nervous system (330-334)	9	6	3	176.5	222.2	125.0	6	3	3	83.3	75.0	93.8	42
43 Nonmeningococcal meningitis (340)	1	-	1	19.6	0	41.7	-	-	-	0	0	0	43
44 Rheumatic fever (400-402)	-	-	-	0	0	0	1	-	1	13.9	0	31.3	44
45 Heart diseases (410-443)	19	14	5	372.5	518.5	208.3	21	13	8	291.7	325.0	250.0	45
46 Hypertension without mention of heart (444-447)	1	-	1	19.6	0	41.7	-	-	-	0	0	0	46
47 Influenza and pneumonia (480-483, 490-493)	2	-	2	39.2	0	83.3	-	-	-	0	0	0	47
48 Bronchitis (500-502)	-	-	-	0	0	0	-	-	-	0	0	0	48
49 Ulcer of stomach and duodenum (540, 541)	3	2	1	58.8	74.1	41.7	-	-	-	0	0	0	49
50 Appendicitis (550-553)	-	-	-	0	0	0	-	-	-	0	0	0	50
51 Intestinal obstruction and hernia (560, 561, 570)	-	-	-	0	0	0	2	1	1	27.8	25.0	31.3	51
52 Gastritis, duodenitis, enteritis and colitis (except diarrhea of the newborn) (543, 571, 572)	1	-	1	19.6	0	41.7	2	1	1	27.8	25.0	31.3	52
53 Cirrhosis of liver (581)	1	1	-	19.6	37.0	0	-	-	-	0	0	0	53
54 Nephritis and nephrosis (590-594)	-	-	-	0	0	0	-	-	-	0	0	0	54
55 Hyperplasia of prostate (610)	-	-	-	0	0	0	-	-	-	0	0	0	55
56 Complications of pregnancy, childbirth and the puerperium (640-652, 670-689)	-	-	-	0	0	0	-	-	-	0	0	0	56
57 Congenital malformations (750-759)	1	-	1	19.6	0	41.7	-	-	-	0	0	0	57
58 Birth injuries, postnatal asphyxia and atelectasis (760-762)	2	-	2	39.2	0	83.3	-	-	-	0	0	0	58
59 Infection of the newborn (763-768)	-	-	-	0	0	0	1	-	1	13.9	0	31.3	59
60 Other diseases peculiar to early infancy, and immaturity unqualified (769-776)	1	-	1	19.6	0	41.7	2	-	2	27.8	0	62.5	60
61 Senility, without mention of psychosis (794)	-	-	-	0	0	0	-	-	-	0	0	0	61
62 Ill-defined and unknown causes (780-793, 795)	-	-	-	0	0	0	-	-	-	0	0	0	62
63 Motor vehicle accidents (E810-E835)	-	-	-	0	0	0	3	2	1	41.7	50.0	31.3	63
64 All other accidents (E800-E802, E840-E962)	3	2	1	58.8	74.1	41.7	5	3	2	69.4	75.0	62.5	64
65 Suicide (E963, E970-E979)	1	1	-	19.6	37.0	0	-	-	-	0	0	0	65
66 Homicide (E964, E980-E985)	-	-	-	0	0	0	-	-	-	0	0	0	66
67 All other diseases (residual)	7	5	2	137.3	185.2	83.3	4	3	1	55.6	75.0	31.3	67

TABLE XIV-C VITAL STATISTICS, BY CITY, BY RACE, GEORGIA, 1966
POPULATION 2,500-9,999

144

ITEM	PORT WENTWORTH						QUILTMAN						
	Number			Rate or Ratio *			Number			Rate or Ratio *			
	Total	White	Non-White	Total	White	Non-White	Total	White	Non-White	Total	White	Non-White	
1 Estimated population as of July 1	3,400	3,200	200				5,600	2,800	2,800				1
LIVE BIRTHS													
2 Total	50	48	2	14.7	15.0	10.0	121	34	87	21.6	12.1	31.1	2
3 Delivered in hospital	50	48	2	100.0%	100.0%	100.0%	77	33	44	63.6%	97.1%	50.6%	3
4 Delivered in home by physician				0%	0%	0%	1	1		0.8%	2.9%	0%	4
5 Delivered in home by midwife				0%	0%	0%	43		43	35.5%	0%	49.4%	5
6 Other deliveries	4	3	1	0%	0%	0%				0%	0%	0%	6
7 Immature births	1		1	80.0	62.5	500.0	12	3	9	99.2	88.2	103.4	7
8 Live births to unwed mothers				20.0	0	500.0	21	1	20	173.6	29.4	229.9	8
FETAL DEATHS													
9 Total	1	1		20.0	20.8	0	1	1		8.3	29.4	0	9
10 Under 20 weeks gestation				0	0	0				0	0	0	10
11 20-27 weeks gestation				0	0	0				0	0	0	11
12 28 weeks and more	1	1		20.0	20.8	0				0	0	0	12
13 Unknown length of gestation				0	0	0	1	1		8.3	29.4	0	13
DEATHS													
14 Total, all ages	24	21	3	705.9	656.3	1500.0	63	29	34	125.0	1035.7	1214.3	14
15 Under 1 year	1	1		20.0	20.8	0	3	1	2	24.8	29.4	23.0	15
16 Under 28 days	1	1		20.0	20.8	0	1	1	2	8.3	29.4	0	16
17 Deaths from immaturity				0	0	0				0	0	0	17
18 1-4 years **				0	0	0				0	0	0	18
19 Maternal deaths				0	0	0				0	0	0	19
CAUSE OF DEATH													
20 Tuberculosis, all forms (001-019)				0	0	0				0	0	0	20
21 Syphilis and its sequelae (020-029)				0	0	0				0	0	0	21
22 Typhoid fever (040)				0	0	0				0	0	0	22
23 Dysentery, all forms (045-048)				0	0	0				0	0	0	23
24 Scarlet fever (050)				0	0	0				0	0	0	24
25 Streptococcal sore throat (051)				0	0	0				0	0	0	25
26 Diphtheria (055)				0	0	0				0	0	0	26
27 Whooping cough (056)				0	0	0				0	0	0	27
28 Meningococcal infections (057)				0	0	0				0	0	0	28
29 Acute poliomyelitis (080)				0	0	0				0	0	0	29
30 Acute infectious encephalitis (082)				0	0	0				0	0	0	30
31 Smallpox (084)				0	0	0				0	0	0	31
32 Measles (085)				0	0	0				0	0	0	32
33 Typhus and other rickettsial diseases (100-103, 105-108)				0	0	0				0	0	0	33
34 Rocky Mountain spotted fever (104)				0	0	0				0	0	0	34
35 Malaria (110-117)				0	0	0	1		1	17.9	0	35.7	35
36 All other diseases classified as infective and parasitic (030-039, 041-044, 049, 052-054, 059-074, 081, 083, 086-096, 120-138)	4	4		117.6	125.0	0	12	5	7	214.3	178.6	250.0	36
37 Malignant neoplasms, including neoplasms of lymphatic and haematopoietic tissues (140-205)				0	0	0				0	0	0	37
38 Benign and unspecified neoplasms (210-239)	1	1		29.4	31.3	0	1		1	17.9	0	35.7	38
39 Diabetes mellitus (260)				0	0	0				0	0	0	39
40 Pellagra (281)				0	0	0				0	0	0	40
41 Anemias (290-293)				0	0	0				0	0	0	41
42 Vascular lesions affecting central nervous system (330-334)	2	1	1	58.8	31.3	500.0	10	5	5	178.6	178.6	178.6	42
43 Nonmeningococcal meningitis (340)				0	0	0				0	0	0	43
44 Rheumatic fever (400-402)				0	0	0				0	0	0	44
45 Heart diseases (410-443)	8	7	1	235.3	218.8	500.0	22	11	11	392.9	392.9	392.9	45
46 Hypertension without mention of heart (444-447)	1	1		29.4	31.3	0	1		1	17.9	0	35.7	46
47 Influenza and pneumonia (480-483, 490-493)	2	2		58.8	62.5	0				0	0	0	47
48 Bronchitis (500-502)				0	0	0				0	0	0	48
49 Ulcer of stomach and duodenum (540, 541)				0	0	0				0	0	0	49
50 Appendicitis (550-553)				0	0	0				0	0	0	50
51 Intestinal obstruction and hernia (560, 561, 570)				0	0	0	2	1	1	35.7	35.7	35.7	51
52 Gastritis, duodenitis, enteritis and colitis (except diarrhea of the newborn) (543, 571, 572)				0	0	0				0	0	0	52
53 Cirrhosis of liver (581)				0	0	0				0	0	0	53
54 Nephritis and nephrosis (590-594)				0	0	0	1	1		17.9	35.7	0	54
55 Hyperplasia of prostate (610)				0	0	0				0	0	0	55
56 Complications of pregnancy, childbirth and the puerperium (640-652, 670-689)				0	0	0				0	0	0	56
57 Congenital malformations (750-759)				0	0	0	1	1		17.9	35.7	0	57
58 Birth injuries, postnatal asphyxia and atelectasis (760-762)				0	0	0				0	0	0	58
59 Infection of the newborn (763-768)				0	0	0				0	0	0	59
60 Other diseases peculiar to early infancy, and immaturity unqualified (769-776)				0	0	0				0	0	0	60
61 Senility, without mention of psychosis (794)				0	0	0				0	0	0	61
62 Ill-defined and unknown causes (780-793, 795)	1	1		29.4	31.3	0				0	0	0	62
63 Motor vehicle accidents (E810-E835)				0	0	0	1		1	17.9	0	35.7	63
64 All other accidents (E800-E802, E840-E962)	3	3		88.2	93.8	0				0	0	0	64
65 Suicide (E963, E970-E979)				0	0	0				0	0	0	65
66 Homicide (E964, E980-E985)	2	1	1	58.8	31.3	500.0	4	2	2	71.4	71.4	71.4	66
67 All other diseases (residual)				0	0	0				0	0	0	67

TABLE XIV-C VITAL STATISTICS, BY CITY, BY RACE, GEORGIA, 1966
POPULATION 2,500-9,999

ITEM	ROCKMART						ROSSVILLE						
	Number			Rate or Ratio *			Number			Rate or Ratio *			
	Total	White	Non-White	Total	White	Non-White	Total	White	Non-White	Total	White	Non-White	
1 Estimated population as of July 1	4,300	3,500	800				5,600	5,600	0				1
LIVE BIRTHS													
2 Total	102	67	35	23.7	19.1	43.8	165	159	6	29.5	28.4	...	2
3 Delivered in hospital	93	66	27	91.2%	98.5%	77.1%	165	159	6	100.0%	100.0%	100.0%	3
4 Delivered in home by physician				0%	0%	0%				0%	0%	0%	4
5 Delivered in home by midwife	9	1	8	8.8%	1.5%	22.9%				0%	0%	0%	5
6 Other deliveries				0%	0%	0%				0%	0%	0%	6
7 Immature births	6	3	3	58.8	44.8	85.7	20	19	1	121.2	119.5	166.7	7
8 Live births to unwed mothers	16	4	12	156.9	59.7	342.9	5	5		30.3	31.4	0	8
FETAL DEATHS													
9 Total	2	1	1	19.6	14.9	28.6	2	2		12.1	12.6	0	9
10 Under 20 weeks gestation				0	0	0	1	1		6.1	6.3	0	10
11 20-27 weeks gestation	2	1	1	19.6	14.9	28.6				0	0	0	11
12 28 weeks and more				0	0	0	1	1		6.1	6.3	0	12
13 Unknown length of gestation				0	0	0				0	0	0	13
DEATHS													
14 Total, all ages	33	23	10	767.4	657.1	1250.0	63	62	1	125.0	1107.1	...	14
15 Under 1 year	1	1		9.8	14.9	0	2	2		12.1	12.6	0	15
16 Under 28 days				0	0	0	2	2		12.1	12.6	0	16
17 Deaths from immaturity				0	0	0	1	1		6.1	6.3	0	17
18 1-4 years **							1	1					18
19 Maternal deaths				0	0	0	1	1		60.6	62.9	0	19
CAUSE OF DEATH													
20 Tuberculosis, all forms (001-019)				0	0	0				0	0	...	20
21 Syphilis and its sequelae (020-029)				0	0	0				0	0	...	21
22 Typhoid fever (040)				0	0	0				0	0	...	22
23 Dysentery, all forms (045-048)				0	0	0				0	0	...	23
24 Scarlet fever (050)				0	0	0				0	0	...	24
25 Streptococcal sore throat (051)				0	0	0				0	0	...	25
26 Diphtheria (055)				0	0	0				0	0	...	26
27 Whooping cough (056)				0	0	0				0	0	...	27
28 Meningococcal infections (057)				0	0	0				0	0	...	28
29 Acute poliomyelitis (080)				0	0	0				0	0	...	29
30 Acute infectious encephalitis (082)				0	0	0				0	0	...	30
31 Smallpox (084)				0	0	0				0	0	...	31
32 Measles (085)				0	0	0				0	0	...	32
33 Typhus and other rickettsial diseases (100-103, 105-108)				0	0	0				0	0	...	33
34 Rocky Mountain spotted fever (104)				0	0	0				0	0	...	34
35 Malaria (110-117)				0	0	0				0	0	...	35
36 All other diseases classified as infective and parasitic (030-039, 041-044, 049, 052-054, 059-074, 081, 083, 086-096, 120-138)	1	1		23.3	28.6	0				0	0	...	36
37 Malignant neoplasms, including neoplasms of lymphatic and haematopoietic tissues (140-205)	3	1	2	69.8	28.6	250.0	11	11		196.4	196.4	...	37
38 Benign and unspecified neoplasms (210-239)				0	0	0	1	1		17.9	17.9	...	38
39 Diabetes mellitus (260)				0	0	0	1	1		17.9	17.9	...	39
40 Pellagra (281)				0	0	0				0	0	...	40
41 Anemias (290-293)	1		1	23.3	0	125.0				0	0	...	41
42 Vascular lesions affecting central nervous system (330-334)	4	2	2	93.0	57.1	250.0	4	4		71.4	71.4	...	42
43 Nonmeningococcal meningitis (340)				0	0	0				0	0	...	43
44 Rheumatic fever (400-402)				0	0	0				0	0	...	44
45 Heart diseases (410-443)	12	9	3	279.1	257.1	375.0	24	24		428.6	428.6	...	45
46 Hypertension without mention of heart (444-447)				0	0	0	2	2		35.7	35.7	...	46
47 Influenza and pneumonia (480-483, 490-493)	2	1	1	46.5	28.6	125.0				0	0	...	47
48 Bronchitis (500-502)	1	1		23.3	28.6	0				0	0	...	48
49 Ulcer of stomach and duodenum (540, 541)				0	0	0				0	0	...	49
50 Appendicitis (550-553)				0	0	0				0	0	...	50
51 Intestinal obstruction and hernia (560, 561, 570)				0	0	0				0	0	...	51
52 Gastritis, duodenitis, enteritis and colitis (except diarrhea of the newborn) (543, 571, 572)				0	0	0				0	0	...	52
53 Cirrhosis of liver (581)				0	0	0	3	2	1	53.6	35.7	...	53
54 Nephritis and nephrosis (590-594)				0	0	0				0	0	...	54
55 Hyperplasia of prostate (610)				0	0	0				0	0	...	55
56 Complications of pregnancy, childbirth and the puerperium (640-652, 670-689)				0	0	0	1	1		17.9	17.9	...	56
57 Congenital malformations (750-759)				0	0	0	2	2		35.7	35.7	...	57
58 Birth injuries, postnatal asphyxia and atelectasis (760-762)				0	0	0				0	0	...	58
59 Infection of the newborn (763-768)				0	0	0	1	1		17.9	17.9	...	59
60 Other diseases peculiar to early infancy, and immaturity unqualified (769-774)				0	0	0	1	1		17.9	17.9	...	60
61 Senility, without mention of psychosis (794)				0	0	0				0	0	...	61
62 Ill-defined and unknown causes (780-793, 795)				0	0	0				0	0	...	62
63 Motor vehicle accidents (E810-E835)	4	4		93.0	114.3	0	1	1		17.9	17.9	...	63
64 All other accidents (E800-E802, E840-E962)				0	0	0	1	1		17.9	17.9	...	64
65 Suicide (E963, E970-E979)				0	0	0	1	1		17.9	17.9	...	65
66 Homicide (E964, E980-E985)				0	0	0	1	1		17.9	17.9	...	66
67 All other diseases (residual)	5	4	1	116.3	114.3	125.0	6	6		107.1	107.1	...	67

TABLE XIV-C VITAL STATISTICS, BY CITY, BY RACE, GEORGIA, 1966
POPULATION 2,500-9,999

146

ITEM	ROSWELL						SANDERSVILLE						
	Number			Rate or Ratio *			Number			Rate or Ratio *			
	Total	White	Non-White	Total	White	Non-White	Total	White	Non-White	Total	White	Non-White	
1 Estimated population as of July 1	3,200	2,800	400				6,100	2,500	3,600				1
LIVE BIRTHS													
2 Total	92	89	3	28.8	31.8	7.5	118	42	76	19.3	16.8	21.1	2
3 Delivered in hospital	92	89	3	100.0%	100.0%	100.0%	99	41	58	83.9%	97.6%	76.3%	3
4 Delivered in home by physician	-	-	-	0%	0%	0%	4	1	3	3.4%	2.4%	3.9%	4
5 Delivered in home by midwife	-	-	-	0%	0%	0%	15	-	15	12.7%	0%	19.7%	5
6 Other deliveries	-	-	-	0%	0%	0%	-	-	-	0%	0%	0%	6
7 Immature births	7	7	-	76.1	78.7	0	6	1	5	50.8	23.8	65.8	7
8 Live births to unwed mothers	3	2	1	32.6	22.5	333.3	31	-	31	262.7	0	407.9	8
FETAL DEATHS													
9 Total	1	1	-	10.9	11.2	0	2	-	2	16.9	0	26.3	9
10 Under 20 weeks gestation	-	-	-	0	0	0	1	-	1	8.5	0	13.2	10
11 20-27 weeks gestation	-	-	-	0	0	0	-	-	-	0	0	0	11
12 28 weeks and more	1	1	-	10.9	11.2	0	1	-	1	8.5	0	13.2	12
13 Unknown length of gestation	-	-	-	0	0	0	-	-	-	0	0	0	13
DEATHS													
14 Total, all ages	43	42	1	1343.8	1500.0	250.0	84	40	44	1377.0	1600.0	1222.2	14
15 Under 1 year	4	4	-	43.5	44.9	0	7	-	7	59.3	0	92.1	15
16 Under 28 days	3	3	-	32.6	33.7	0	2	-	2	16.9	0	26.3	16
17 Deaths from immaturity	-	-	-	0	0	0	-	-	-	0	0	0	17
18 1-4 years * *	1	1	-	0	0	0	1	-	1	0	0	0	18
19 Maternal deaths	-	-	-	0	0	0	-	-	-	0	0	0	19
CAUSE OF DEATH													
20 Tuberculosis, all forms (001-019)	-	-	-	0	0	0	-	-	-	0	0	0	20
21 Syphilis and its sequelae (020-029)	-	-	-	0	0	0	-	-	-	0	0	0	21
22 Typhoid fever (040)	-	-	-	0	0	0	-	-	-	0	0	0	22
23 Dysentery, all forms (045-048)	-	-	-	0	0	0	-	-	-	0	0	0	23
24 Scarlet fever (050)	-	-	-	0	0	0	-	-	-	0	0	0	24
25 Streptococcal sore throat (051)	-	-	-	0	0	0	-	-	-	0	0	0	25
26 Diphtheria (055)	-	-	-	0	0	0	-	-	-	0	0	0	26
27 Whooping cough (056)	-	-	-	0	0	0	-	-	-	0	0	0	27
28 Meningococcal infections (057)	-	-	-	0	0	0	-	-	-	0	0	0	28
29 Acute poliomyelitis (080)	-	-	-	0	0	0	-	-	-	0	0	0	29
30 Acute infectious encephalitis (082)	-	-	-	0	0	0	-	-	-	0	0	0	30
31 Smallpox (084)	-	-	-	0	0	0	-	-	-	0	0	0	31
32 Measles (085)	-	-	-	0	0	0	-	-	-	0	0	0	32
33 Typhus and other rickettsial diseases (100-103, 105-108)	-	-	-	0	0	0	-	-	-	0	0	0	33
34 Rocky Mountain spotted fever (104)	-	-	-	0	0	0	-	-	-	0	0	0	34
35 Malaria (110-117)	-	-	-	0	0	0	-	-	-	0	0	0	35
36 All other diseases classified as infective and parasitic (030-039, 041-044, 049, 052-054, 059-074, 081, 083, 086-096, 120-138)	-	-	-	0	0	0	-	-	-	0	0	0	36
37 Malignant neoplasms, including neoplasms of lymphatic and haematopoietic tissues (140-205)	7	7	-	218.8	250.0	0	8	3	5	131.1	120.0	138.9	37
38 Benign and unspecified neoplasms (210-239)	-	-	-	0	0	0	-	-	-	0	0	0	38
39 Diabetes mellitus (260)	-	-	-	0	0	0	3	-	3	49.2	0	83.3	39
40 Pellagra (281)	-	-	-	0	0	0	-	-	-	0	0	0	40
41 Anemias (290-293)	-	-	-	0	0	0	-	-	-	0	0	0	41
42 Vascular lesions affecting central nervous system (330-334)	7	6	1	218.8	214.3	250.0	15	5	10	245.9	200.0	277.8	42
43 Nonmeningococcal meningitis (340)	-	-	-	0	0	0	1	-	1	16.4	0	27.8	43
44 Rheumatic fever (400-402)	-	-	-	0	0	0	-	-	-	0	0	0	44
45 Heart diseases (410-443)	12	12	-	375.0	428.6	0	35	25	10	573.8	1000.0	277.8	45
46 Hypertension without mention of heart (444-447)	-	-	-	0	0	0	1	1	-	16.4	40.0	0	46
47 Influenza and pneumonia (480-483, 490-493)	1	1	-	31.3	35.7	0	-	-	-	0	0	0	47
48 Bronchitis (500-502)	-	-	-	0	0	0	1	-	1	16.4	0	27.8	48
49 Ulcer of stomach and duodenum (540, 541)	-	-	-	0	0	0	-	-	-	0	0	0	49
50 Appendicitis (550-553)	-	-	-	0	0	0	-	-	-	0	0	0	50
51 Intestinal obstruction and hernia (560, 561, 570)	-	-	-	0	0	0	-	-	-	0	0	0	51
52 Gastritis, duodenitis, enteritis and colitis (except diarrhea of the newborn) (543, 571, 572)	-	-	-	0	0	0	3	2	1	49.2	80.0	27.8	52
53 Cirrhosis of liver (581)	1	1	-	31.3	35.7	0	-	-	-	0	0	0	53
54 Nephritis and nephrosis (590-594)	-	-	-	0	0	0	-	-	-	0	0	0	54
55 Hyperplasia of prostate (610)	-	-	-	0	0	0	-	-	-	0	0	0	55
56 Complications of pregnancy, childbirth and the puerperium (640-652, 670-689)	-	-	-	0	0	0	1	-	1	16.4	0	27.8	56
57 Congenital malformations (750-759)	-	-	-	0	0	0	-	-	-	0	0	0	57
58 Birth injuries, postnatal asphyxia and atelectasis (760-762)	-	-	-	0	0	0	-	-	-	0	0	0	58
59 Infection of the newborn (763-768)	1	1	-	31.3	35.7	0	2	-	2	32.8	0	55.6	59
60 Other diseases peculiar to early infancy, and immaturity unqualified (769-776)	2	2	-	62.5	71.4	0	-	-	-	0	0	0	60
61 Senility, without mention of psychosis (794)	1	1	-	31.3	35.7	0	1	1	-	16.4	40.0	0	61
62 Ill-defined and unknown causes (780-793, 795)	-	-	-	0	0	0	-	-	-	0	0	0	62
63 Motor vehicle accidents (E810-E835)	5	5	-	156.3	178.6	0	1	1	1	16.4	0	27.8	63
64 All other accidents (E800-E802, E840-E962)	-	-	-	0	0	0	-	-	-	0	0	0	64
65 Suicide (E963, E970-E979)	2	2	-	62.5	71.4	0	-	-	-	0	0	0	65
66 Homicide (E964, E980-E985)	-	-	-	0	0	0	1	-	1	16.4	0	27.8	66
67 All other diseases (residual)	4	4	-	125.0	142.9	0	10	3	7	163.9	120.0	194.4	67

TABLE XIV-C VITAL STATISTICS, BY CITY, BY RACE, GEORGIA, 1966
POPULATION 2,500-9,999

ITEM	STATESBORO						ST. MARY'S					
	Number			Rate or Ratio *			Number			Rate or Ratio *		
	Total	White	Non-White	Total	White	Non-White	Total	White	Non-White	Total	White	Non-White
1 Estimated population as of July 1	9,300	6,300	3,000				3,800	3,000	800			
LIVE BIRTHS												
2 Total	192	110	82	20.6	17.5	27.3	75	52	23	19.7	17.3	28.8
3 Delivered in hospital	182	110	72	94.8%	100.0%	87.8%	75	52	23	100.0%	100.0%	100.0%
4 Delivered in home by physician	2	-	2	1.0%	0%	2.4%	-	-	-	0%	0%	0%
5 Delivered in home by midwife	8	-	8	4.2%	0%	9.8%	-	-	-	0%	0%	0%
6 Other deliveries	-	-	-	0%	0%	0%	-	-	-	0%	0%	0%
7 Immature births	19	8	11	99.0	72.7	134.1	5	4	1	66.7	76.9	43.5
8 Live births to unwed mothers	18	-	18	93.8	0	219.5	2	-	2	26.7	0	87.0
FETAL DEATHS												
9 Total	8	2	6	41.7	18.2	73.2	-	-	-	0	0	0
10 Under 20 weeks gestation	-	-	0	0	0	0	-	-	-	0	0	0
11 20-27 weeks gestation	-	-	0	0	0	0	-	-	-	0	0	0
12 28 weeks and more	6	1	5	31.3	9.1	61.0	-	-	-	0	0	0
13 Unknown length of gestation	2	1	1	10.4	9.1	12.2	-	-	-	0	0	0
DEATHS												
14 Total, all ages	104	56	48	118.3	88.9	160.0	26	17	9	684.2	566.7	125.0
15 Under 1 year	7	-	7	36.5	0	85.4	3	2	1	40.0	38.5	43.5
16 Under 28 days	6	-	6	31.3	0	73.2	2	1	1	26.7	19.2	43.5
17 Deaths from immaturity	2	-	2	10.4	0	24.4	-	-	-	0	0	0
18 1-4 years **	4	-	4	-	-	-	3	1	2	-	-	-
19 Maternal deaths	-	-	-	0	0	0	-	-	-	0	0	0
CAUSE OF DEATH												
20 Tuberculosis, all forms (001-019)	-	-	-	0	0	0	-	-	-	0	0	0
21 Syphilis and its sequelae (020-029)	-	-	-	0	0	0	-	-	-	0	0	0
22 Typhoid fever (040)	-	-	-	0	0	0	-	-	-	0	0	0
23 Dysentery, all forms (045-048)	-	-	-	0	0	0	-	-	-	0	0	0
24 Scarlet fever (050)	-	-	-	0	0	0	-	-	-	0	0	0
25 Streptococcal sore throat (051)	-	-	-	0	0	0	-	-	-	0	0	0
26 Diphtheria (055)	-	-	-	0	0	0	-	-	-	0	0	0
27 Whooping cough (056)	-	-	-	0	0	0	-	-	-	0	0	0
28 Meningococcal infections (057)	-	-	-	0	0	0	-	-	-	0	0	0
29 Acute poliomyelitis (090)	-	-	-	0	0	0	-	-	-	0	0	0
30 Acute infectious encephalitis (082)	-	-	-	0	0	0	-	-	-	0	0	0
31 Smallpox (084)	-	-	-	0	0	0	-	-	-	0	0	0
32 Measles (085)	-	-	-	0	0	0	-	-	-	0	0	0
33 Typhus and other rickettsial diseases (100-103, 105-108)	-	-	-	0	0	0	-	-	-	0	0	0
34 Rocky Mountain spotted fever (104)	-	-	-	0	0	0	-	-	-	0	0	0
35 Malaria (110-117)	-	-	-	0	0	0	-	-	-	0	0	0
36 All other diseases classified as infective and parasitic (030-039, 041-044, 049, 052-054, 059-074, 081, 083, 086-096, 120-138)	-	-	-	0	0	0	-	-	-	0	0	0
37 Malignant neoplasms, including neoplasms of lymphatic and haematopoietic tissues (140-205)	11	6	5	118.3	95.2	166.7	5	2	3	131.6	66.7	375.0
38 Benign and unspecified neoplasms (210-239)	-	-	-	0	0	0	1	1	-	26.3	33.3	0
39 Diabetes mellitus (260)	3	1	2	32.3	15.9	66.7	-	-	-	0	0	0
40 Pellagra (281)	-	-	-	0	0	0	-	-	-	0	0	0
41 Anemias (290-293)	1	1	-	10.8	15.9	0	-	-	-	0	0	0
42 Vascular lesions affecting central nervous system (330-334)	21	14	7	225.8	222.2	233.3	3	1	2	78.9	33.3	250.0
43 Nonmeningococcal meningitis (340)	-	-	-	0	0	0	-	-	-	0	0	0
44 Rheumatic fever (400-402)	-	-	-	0	0	0	-	-	-	0	0	0
45 Heart diseases (410-443)	27	20	7	290.3	317.5	233.3	4	3	1	105.3	100.0	125.0
46 Hypertension without mention of heart (444-447)	-	-	-	0	0	0	-	-	-	0	0	0
47 Influenza and pneumonia (480-483, 490-493)	4	2	2	43.0	31.7	66.7	-	-	-	0	0	0
48 Bronchitis (500-502)	-	-	-	0	0	0	-	-	-	0	0	0
49 Ulcer of stomach and duodenum (540, 541)	1	1	-	10.8	15.9	0	-	-	-	0	0	0
50 Appendicitis (550-553)	-	-	-	0	0	0	-	-	-	0	0	0
51 Intestinal obstruction and hernia (560, 561, 570)	1	-	1	10.8	0	33.3	-	-	-	0	0	0
52 Gastritis, duodenitis, enteritis and colitis (except diarrhea of the newborn) (543, 571, 572)	-	-	-	0	0	0	-	-	-	0	0	0
53 Cirrhosis of liver (581)	1	-	1	10.8	0	33.3	-	-	-	0	0	0
54 Nephritis and nephrosis (590-594)	-	-	-	0	0	0	-	-	-	0	0	0
55 Hyperplasia of prostate (610)	-	-	-	0	0	0	-	-	-	0	0	0
56 Complications of pregnancy, childbirth and the puerperium (640-652, 670-689)	-	-	-	0	0	0	-	-	-	0	0	0
57 Congenital malformations (750-759)	-	-	-	0	0	0	-	-	-	0	0	0
58 Birth injuries, postnatal asphyxia and atelectasis (760-762)	-	-	-	0	0	0	1	-	1	26.3	0	125.0
59 Infection of the newborn (763-768)	-	-	-	0	0	0	-	-	-	0	0	0
60 Other diseases peculiar to early infancy, and immaturity unqualified (769-776)	6	-	6	64.5	0	200.0	1	1	-	26.3	33.3	0
61 Senility, without mention of psychosis (794)	-	-	-	0	0	0	-	-	-	0	0	0
62 Ill-defined and unknown causes (780-793, 795)	8	1	7	86.0	15.9	233.3	4	-	-	0	0	0
63 Motor vehicle accidents (E810-E835)	3	3	-	32.3	47.6	0	4	4	-	105.3	133.3	0
64 All other accidents (E800-E802, E840-E962)	7	2	5	75.3	31.7	166.7	2	2	-	52.6	66.7	0
65 Suicide (E963, E970-E979)	1	1	-	10.8	15.9	0	-	-	-	0	0	0
66 Homicide (E964, E980-E985)	2	-	2	21.5	0	66.7	-	-	-	0	0	0
67 All other diseases (residual)	7	4	3	75.3	63.5	100.0	3	2	1	78.9	66.7	125.0

TABLE XIV-C VITAL STATISTICS, BY CITY, BY RACE, GEORGIA, 1966
POPULATION 2,500 - 9,999

148

ITEM	SUMMERVILLE						SWAINSBORO						
	Number			Rate or Ratio *			Number			Rate or Ratio *			
	Total	White	Non-White	Total	White	Non-White	Total	White	Non-White	Total	White	Non-White	
1 Estimated population as of July 1	5,200	4,300	900				6,700	4,200	2,500				1
LIVE BIRTHS													
2 Total	115	88	27	22.1	20.5	30.0	187	111	76	27.9	26.4	30.4	2
3 Delivered in hospital	115	88	27	100.0%	100.0%	100.0%	164	111	53	87.7%	100.0%	69.7%	3
4 Delivered in home by physician	-	-	-	0%	0%	0%	-	-	-	0%	0%	0%	4
5 Delivered in home by midwife	-	-	-	0%	0%	0%	23	-	23	12.3%	0%	30.3%	5
6 Other deliveries	-	-	-	0%	0%	0%	-	-	-	0%	0%	0%	6
7 Immature births	11	7	4	95.7	79.5	148.1	14	6	8	74.9	54.1	105.3	7
8 Live births to unwed mothers	10	1	9	87.0	11.4	333.3	29	-	29	155.1	0	381.6	8
FETAL DEATHS													
9 Total	1	-	1	8.7	0	37.0	2	-	2	10.7	0	26.3	9
10 Under 20 weeks gestation	-	-	-	0	0	0	2	-	2	10.7	0	26.3	10
11 20-27 weeks gestation	-	-	-	0	0	0	-	-	-	0	0	0	11
12 28 weeks and more	-	-	-	0	0	0	-	-	-	0	0	0	12
13 Unknown length of gestation	1	-	1	8.7	0	37.0	-	-	-	0	0	0	13
DEATHS													
14 Total, all ages	55	43	12	105.7	100.0	133.3	65	41	24	97.0	97.6	96.0	14
15 Under 1 year	3	1	2	26.1	11.4	74.1	4	3	1	21.4	27.0	13.2	15
16 Under 28 days	2	1	1	17.4	11.4	37.0	3	2	1	16.0	18.0	13.2	16
17 Deaths from immaturity	1	-	1	8.7	0	37.0	-	-	-	0	0	0	17
18 1-4 years **	-	-	-	-	-	-	1	1	-	-	-	-	18
19 Maternal deaths	-	-	-	0	0	0	1	1	-	53.5	90.1	0	19
CAUSE OF DEATH													
20 Tuberculosis, all forms (001-019)	-	-	-	0	0	0	-	-	-	0	0	0	20
21 Syphilis and its sequelae (020-029)	-	-	-	0	0	0	-	-	-	0	0	0	21
22 Typhoid fever (040)	-	-	-	0	0	0	-	-	-	0	0	0	22
23 Dysentery, all forms (045-048)	-	-	-	0	0	0	-	-	-	0	0	0	23
24 Scarlet fever (050)	-	-	-	0	0	0	-	-	-	0	0	0	24
25 Streptococcal sore throat (051)	-	-	-	0	0	0	-	-	-	0	0	0	25
26 Diphtheria (055)	-	-	-	0	0	0	-	-	-	0	0	0	26
27 Whooping cough (056)	-	-	-	0	0	0	-	-	-	0	0	0	27
28 Meningococcal infections (057)	-	-	-	0	0	0	-	-	-	0	0	0	28
29 Acute poliomyelitis (080)	-	-	-	0	0	0	-	-	-	0	0	0	29
30 Acute infectious encephalitis (082)	-	-	-	0	0	0	-	-	-	0	0	0	30
31 Smallpox (084)	-	-	-	0	0	0	-	-	-	0	0	0	31
32 Measles (085)	-	-	-	0	0	0	-	-	-	0	0	0	32
33 Typhus and other rickettsial diseases (100-103, 105-108)	-	-	-	0	0	0	-	-	-	0	0	0	33
34 Rocky Mountain spotted fever (104)	-	-	-	0	0	0	-	-	-	0	0	0	34
35 Malaria (110-117)	-	-	-	0	0	0	-	-	-	0	0	0	35
36 All other diseases classified as infective and parasitic (030-039, 041-044, 049, 052-054, 059-074, 081, 083, 086-096, 120-138)	-	-	-	0	0	0	-	-	-	0	0	0	36
37 Malignant neoplasms, including neoplasms of lymphatic and haematopoietic tissues (140-205)	7	6	1	134.6	139.5	111.1	8	6	2	119.4	142.9	80.0	37
38 Benign and unspecified neoplasms (210-239)	-	-	-	0	0	0	-	-	-	0	0	0	38
39 Diabetes mellitus (260)	1	1	0	19.2	0	111.1	1	1	1	14.9	0	40.0	39
40 Pellagra (281)	-	-	-	0	0	0	-	-	-	0	0	0	40
41 Anemias (290-293)	-	-	-	0	0	0	-	-	-	0	0	0	41
42 Vascular lesions affecting central nervous system (330-334)	9	5	4	173.1	116.3	444.4	8	1	7	119.4	23.8	280.0	42
43 Nonmeningococcal meningitis (340)	-	-	-	0	0	0	-	-	-	0	0	0	43
44 Rheumatic fever (400-402)	-	-	-	0	0	0	-	-	-	0	0	0	44
45 Heart diseases (410-443)	20	18	2	384.6	418.6	222.2	21	14	7	313.4	333.3	280.0	45
46 Hypertension without mention of heart (444-447)	1	1	0	19.2	0	111.1	1	1	1	14.9	23.8	0	46
47 Influenza and pneumonia (480-483, 490-493)	2	2	0	38.5	46.5	0	-	-	-	0	0	0	47
48 Bronchitis (500-502)	1	1	0	19.2	23.3	0	-	-	-	0	0	0	48
49 Ulcer of stomach and duodenum (540, 541)	-	-	-	0	0	0	-	-	-	0	0	0	49
50 Appendicitis (550-553)	-	-	-	0	0	0	1	1	1	14.9	23.8	0	50
51 Intestinal obstruction and hernia (560, 561, 570)	-	-	-	0	0	0	1	1	1	14.9	23.8	0	51
52 Gastritis, duodenitis, enteritis and colitis (except diarrhea of the newborn) (543, 571, 572)	1	1	0	19.2	0	111.1	-	-	-	0	0	0	52
53 Cirrhosis of liver (581)	-	-	-	0	0	0	1	1	1	14.9	23.8	0	53
54 Nephritis and nephrosis (590-594)	1	1	0	19.2	23.3	0	-	-	-	0	0	0	54
55 Hyperplasia of prostate (610)	-	-	-	0	0	0	-	-	-	0	0	0	55
56 Complications of pregnancy, childbirth and the puerperium (640-652, 670-689)	-	-	-	0	0	0	1	1	1	14.9	23.8	0	56
57 Congenital malformations (750-759)	2	2	0	38.5	46.5	0	1	1	1	14.9	23.8	0	57
58 Birth injuries, postnatal asphyxia and atelectasis (760-762)	1	1	0	19.2	23.3	0	2	2	2	29.9	47.6	0	58
59 Infection of the newborn (763-768)	-	-	-	0	0	0	1	1	1	14.9	0	40.0	59
60 Other diseases peculiar to early infancy, and immaturity unqualified (769-776)	1	1	0	19.2	0	111.1	-	-	-	0	0	0	60
61 Senility, without mention of psychosis (794)	1	1	0	19.2	23.3	0	-	-	-	0	0	0	61
62 Ill-defined and unknown causes (780-793, 795)	1	1	0	19.2	23.3	0	-	-	-	0	0	0	62
63 Motor vehicle accidents (E810-E835)	2	1	1	38.5	23.3	111.1	-	-	-	0	0	0	63
64 All other accidents (E800-E802, E840-E962)	1	1	0	19.2	23.3	0	1	1	1	14.9	23.8	0	64
65 Suicide (E963, E970-E979)	1	1	0	19.2	23.3	0	1	1	1	14.9	0	40.0	65
66 Homicide (E964, E980-E985)	1	1	0	19.2	23.3	0	1	1	1	14.9	0	40.0	66
67 All other diseases (residual)	2	2	0	38.5	46.5	0	13	9	4	194.0	214.3	160.0	67

TABLE XIV-C VITAL STATISTICS, BY CITY, BY RACE, GEORGIA, 1966
POPULATION 2,500 - 9,999

ITEM	SYLVANIA						SYLVESTER						
	Number			Rate or Ratio *			Number			Rate or Ratio *			
	Total	White	Non-White	Total	White	Non-White	Total	White	Non-White	Total	White	Non-White	
1 Estimated population as of July 1	3,800	2,100	1,700				4,100	2,200	1,900				1
LIVE BIRTHS													
2 Total	50	26	24	13.2	12.4	14.1	98	46	52	23.9	20.9	27.4	2
3 Delivered in hospital	48	26	22	96.0	100.0	91.7	87	46	41	88.8	100.0	78.8	3
4 Delivered in home by physician				0	0	0				0	0	0	4
5 Delivered in home by midwife	2		2	4.0	0	8.3	11		11	11.2	0	21.2	5
6 Other deliveries				0	0	0				0	0	0	6
7 Immature births	5	2	3	100.0	76.9	125.0	8	4	4	81.6	87.0	76.9	7
8 Live births to unwed mothers	9		9	180.0	0	375.0	19		19	193.9	0	365.4	8
FETAL DEATHS													
9 Total	4	2	2	80.0	76.9	83.3	1		1	10.2	0	19.2	9
10 Under 20 weeks gestation	2	2		40.0	76.9	0				0	0	0	10
11 20-27 weeks gestation	1		1	20.0	0	41.7				0	0	0	11
12 28 weeks and more	1		1	20.0	0	41.7	1		1	10.2	0	19.2	12
13 Unknown length of gestation				0	0	0				0	0	0	13
DEATHS													
14 Total, all ages	38	21	17	1000.0	1000.0	1000.0	48	21	27	1170.7	954.5	1421.1	14
15 Under 1 year	1	1		20.0	38.5	0	2	1	1	20.4	21.7	19.2	15
16 Under 28 days	1	1		20.0	38.5	0	2	1	1	20.4	21.7	19.2	16
17 Deaths from immaturity				0	0	0	1		1	10.2	0	19.2	17
18 1-4 years * *				0	0	0				0	0	0	18
19 Maternal deaths				0	0	0				0	0	0	19
CAUSE OF DEATH													
20 Tuberculosis, all forms (001-019)				0	0	0				0	0	0	20
21 Syphilis and its sequelae (020-029)				0	0	0	1		1	24.4	0	52.6	21
22 Typhoid fever (040)				0	0	0				0	0	0	22
23 Dysentery, all forms (045-048)				0	0	0				0	0	0	23
24 Scarlet fever (050)				0	0	0				0	0	0	24
25 Streptococcal sore throat (051)				0	0	0				0	0	0	25
26 Diphtheria (055)				0	0	0				0	0	0	26
27 Whooping cough (056)				0	0	0				0	0	0	27
28 Meningococcal infections (057)				0	0	0				0	0	0	28
29 Acute poliomyelitis (080)				0	0	0				0	0	0	29
30 Acute infectious encephalitis (082)				0	0	0				0	0	0	30
31 Smallpox (084)				0	0	0				0	0	0	31
32 Measles (085)				0	0	0				0	0	0	32
33 Typhus and other rickettsial diseases (100-103, 105-108)				0	0	0				0	0	0	33
34 Rocky Mountain spotted fever (104)				0	0	0				0	0	0	34
35 Malaria (110-117)				0	0	0				0	0	0	35
36 All other diseases classified as infective and parasitic (030-039, 041-044, 049, 052-054, 059-074, 081, 083, 086-096, 120-138)				0	0	0	1		1	24.4	0	52.6	36
37 Malignant neoplasms, including neoplasms of lymphatic and haematopoietic tissues (140-205)	5	4	1	131.6	190.5	58.8	5	3	2	122.0	136.4	105.3	37
38 Benign and unspecified neoplasms (210-239)				0	0	0				0	0	0	38
39 Diabetes mellitus (260)	1		1	26.3	0	58.8	4	1	3	97.6	45.5	157.9	39
40 Pellagra (281)				0	0	0				0	0	0	40
41 Anemias (290-293)				0	0	0				0	0	0	41
42 Vascular lesions affecting central nervous system (330-334)	11	6	5	289.5	285.7	294.1	7	1	6	170.7	45.5	315.8	42
43 Nonmeningococcal meningitis (340)				0	0	0				0	0	0	43
44 Rheumatic fever (400-402)				0	0	0				0	0	0	44
45 Heart diseases (410-443)	8	3	5	210.5	142.9	294.1	13	6	7	317.1	272.7	368.4	45
46 Hypertension without mention of heart (444-447)				0	0	0				0	0	0	46
47 Influenza and pneumonia (480-483, 490-493)	2	2		52.6	95.2	0				0	0	0	47
48 Bronchitis (500-502)				0	0	0				0	0	0	48
49 Ulcer of stomach and duodenum (540, 541)				0	0	0				0	0	0	49
50 Appendicitis (550-553)				0	0	0				0	0	0	50
51 Intestinal obstruction and hernia (560, 561, 570)	1	1		26.3	47.6	0				0	0	0	51
52 Gastritis, duodenitis, enteritis and colitis (except diarrhea of the newborn) (543, 571, 572)				0	0	0				0	0	0	52
53 Cirrhosis of liver (581)				0	0	0				0	0	0	53
54 Nephritis and nephrosis (590-594)				0	0	0	1		1	24.4	0	52.6	54
55 Hyperplasia of prostate (610)				0	0	0				0	0	0	55
56 Complications of pregnancy, childbirth and the puerperium (640-652, 670-689)				0	0	0				0	0	0	56
57 Congenital malformations (750-759)				0	0	0	1	1		24.4	45.5	0	57
58 Birth injuries, postnatal asphyxia and atelectasis (760-762)	1	1		26.3	47.6	0				0	0	0	58
59 Infection of the newborn (763-768)				0	0	0				0	0	0	59
60 Other diseases peculiar to early infancy, and immaturity unqualified (769-776)				0	0	0	1		1	24.4	0	52.6	60
61 Senility, without mention of psychosis (794)				0	0	0				0	0	0	61
62 Ill-defined and unknown causes (780-793, 795)				0	0	0				0	0	0	62
63 Motor vehicle accidents (E810-E835)				0	0	0	4	3	1	97.6	136.4	52.6	63
64 All other accidents (E800-E802, E840-E962)				0	0	0	1	1		24.4	45.5	0	64
65 Suicide (E963, E970-E979)				0	0	0	2	2		48.8	90.9	0	65
66 Homicide (E964, E980-E985)				52.6	0	117.6	3		3	73.2	0	157.9	66
67 All other diseases (residual)	7	4	3	184.2	190.5	176.5	4	3	1	97.6	136.4	52.6	67

TABLE XIV-C VITAL STATISTICS, BY CITY, BY RACE, GEORGIA, 1966
POPULATION 2,500-9,999

150

ITEM	TALLAPOOSA						THOMSON						
	Number			Rate or Ratio *			Number			Rate or Ratio *			
	Total	White	Non-White	Total	White	Non-White	Total	White	Non-White	Total	White	Non-White	
1 Estimated population as of July 1	2,900	2,600	300				5,000	3,300	1,700				1
LIVE BIRTHS													
2 Total	66	54	12	22.8	20.8	40.0	132	67	65	26.4	20.3	38.2	2
3 Delivered in hospital	65	54	11	98.5	100.0	91.7	127	67	60	96.2	100.0	92.3	3
4 Delivered in home by physician	1	—	—	0.7	0.7	0.7	1	—	1	0.8	0.7	1.5	4
5 Delivered in home by midwife	1	—	1	1.5	0.7	8.3	4	—	4	3.0	0.7	6.2	5
6 Other deliveries	—	—	—	0.7	0.7	0.7	—	—	—	0.7	0.7	0.7	6
7 Immature births	8	5	3	12.1	92.6	250.0	21	5	16	159.1	74.6	246.2	7
8 Live births to unwed mothers	3	1	2	45.5	18.5	166.7	24	—	24	181.8	0	369.2	8
FETAL DEATHS													
9 Total	1	1	—	15.2	18.5	0	14	9	5	106.1	134.3	76.9	9
10 Under 20 weeks gestation	1	1	—	15.2	18.5	0	10	6	4	75.8	89.6	61.5	10
11 20-27 weeks gestation	—	—	—	0	0	0	1	1	—	7.6	14.9	0	11
12 28 weeks and more	—	—	—	0	0	0	2	1	1	15.2	14.9	15.4	12
13 Unknown length of gestation	—	—	—	0	0	0	1	1	—	7.6	14.9	0	13
DEATHS													
14 Total, all ages	30	24	6	103.4	92.3	200.0	61	38	23	122.0	115.1	135.2	14
15 Under 1 year	1	1	—	15.2	18.5	0	6	1	5	45.5	14.9	76.9	15
16 Under 28 days	1	1	—	15.2	18.5	0	3	—	3	22.7	0	46.2	16
17 Deaths from immaturity	1	1	—	15.2	18.5	0	—	—	—	0	0	0	17
18 1-4 years **	—	—	—	—	—	—	1	1	—	—	—	—	18
19 Maternal deaths	—	—	—	0	0	0	—	—	—	0	0	0	19
CAUSE OF DEATH													
20 Tuberculosis, all forms (001-019)	—	—	—	0	0	0	—	—	—	0	0	0	20
21 Syphilis and its sequelae (020-029)	—	—	—	0	0	0	—	—	—	0	0	0	21
22 Typhoid fever (040)	—	—	—	0	0	0	—	—	—	0	0	0	22
23 Dysentery, all forms (045-048)	—	—	—	0	0	0	—	—	—	0	0	0	23
24 Scarlet fever (050)	—	—	—	0	0	0	—	—	—	0	0	0	24
25 Streptococcal sore throat (051)	—	—	—	0	0	0	—	—	—	0	0	0	25
26 Diphtheria (055)	—	—	—	0	0	0	—	—	—	0	0	0	26
27 Whooping cough (056)	—	—	—	0	0	0	—	—	—	0	0	0	27
28 Meningococcal infections (057)	—	—	—	0	0	0	—	—	—	0	0	0	28
29 Acute poliomyelitis (080)	—	—	—	0	0	0	—	—	—	0	0	0	29
30 Acute infectious encephalitis (082)	—	—	—	0	0	0	—	—	—	0	0	0	30
31 Smallpox (084)	—	—	—	0	0	0	—	—	—	0	0	0	31
32 Measles (085)	—	—	—	0	0	0	—	—	—	0	0	0	32
33 Typhus and other rickettsial diseases (100-103, 105-108)	—	—	—	0	0	0	—	—	—	0	0	0	33
34 Rocky Mountain spotted fever (104)	—	—	—	0	0	0	—	—	—	0	0	0	34
35 Malaria (110-117)	—	—	—	0	0	0	—	—	—	0	0	0	35
36 All other diseases classified as infective and parasitic (030-039, 041-044, 049, 052-054, 059-074, 081, 083, 086-096, 120-138)	—	—	—	0	0	0	—	—	—	0	0	0	36
37 Malignant neoplasms, including neoplasms of lymphatic and haematopoietic tissues (140-205)	1	1	—	34.5	38.5	0	10	5	5	200.0	151.5	294.1	37
38 Benign and unspecified neoplasms (210-239)	—	—	—	0	0	0	—	—	—	0	0	0	38
39 Diabetes mellitus (260)	—	—	—	0	0	0	—	—	—	0	0	0	39
40 Pellagra (281)	—	—	—	0	0	0	—	—	—	0	0	0	40
41 Anemias (290-293)	—	—	—	0	0	0	—	—	—	0	0	0	41
42 Vascular lesions affecting central nervous system (330-334)	6	6	—	206.9	230.8	0	11	8	3	220.0	242.4	176.5	42
43 Nonmeningococcal meningitis (340)	—	—	—	0	0	0	—	—	—	0	0	0	43
44 Rheumatic fever (400-402)	—	—	—	0	0	0	—	—	—	0	0	0	44
45 Heart diseases (410-443)	7	7	—	241.4	269.2	0	18	14	4	360.0	424.2	235.3	45
46 Hypertension without mention of heart (444-447)	2	2	—	69.0	76.9	0	—	—	—	0	0	0	46
47 Influenza and pneumonia (480-483, 490-493)	—	—	—	0	0	0	—	—	—	0	0	0	47
48 Bronchitis (500-502)	—	—	—	0	0	0	—	—	—	0	0	0	48
49 Ulcer of stomach and duodenum (540, 541)	1	—	1	34.5	0	333.3	—	—	—	0	0	0	49
50 Appendicitis (550-553)	—	—	—	0	0	0	—	—	—	0	0	0	50
51 Intestinal obstruction and hernia (560, 561, 570)	1	1	—	34.5	38.5	0	—	—	—	0	0	0	51
52 Gastritis, duodenitis, enteritis and colitis (except diarrhea of the newborn) (543, 571, 572)	—	—	—	0	0	0	1	—	1	20.0	0	58.8	52
53 Cirrhosis of liver (581)	—	—	—	0	0	0	1	1	—	20.0	30.3	0	53
54 Nephritis and nephrosis (590-594)	—	—	—	0	0	0	1	1	—	20.0	30.3	0	54
55 Hyperplasia of prostate (610)	—	—	—	0	0	0	—	—	—	0	0	0	55
56 Complications of pregnancy, childbirth and the puerperium (640-652, 670-689)	—	—	—	0	0	0	—	—	—	0	0	0	56
57 Congenital malformations (750-759)	1	—	1	34.5	0	333.3	—	—	—	0	0	0	57
58 Birth injuries, postnatal asphyxia and atelectasis (760-762)	—	—	—	0	0	0	2	—	2	40.0	0	117.6	58
59 Infection of the newborn (763-768)	—	—	—	0	0	0	—	—	—	0	0	0	59
60 Other diseases peculiar to early infancy, and immaturity unqualified (769-776)	1	1	—	34.5	38.5	0	—	—	—	0	0	0	60
61 Senility, without mention of psychosis (794)	—	—	—	0	0	0	—	—	—	0	0	0	61
62 Ill-defined and unknown causes (780-793, 795)	3	1	2	103.4	38.5	666.7	2	—	2	40.0	0	117.6	62
63 Motor vehicle accidents (E810-E835)	1	1	—	34.5	38.5	0	3	2	1	60.0	60.6	58.8	63
64 All other accidents (E800-E802, E840-E862)	1	—	1	34.5	0	333.3	4	3	1	80.0	90.9	58.8	64
65 Suicide (E963, E970-E979)	—	—	—	0	0	0	2	2	—	40.0	60.6	0	65
66 Homicide (E964, E980-E985)	1	—	1	34.5	0	333.3	1	—	1	20.0	0	58.8	66
67 All other diseases (residual)	4	4	—	137.9	153.8	0	3	1	2	60.0	30.3	117.6	67

TABLE XIV-C VITAL STATISTICS, BY CITY, BY RACE, GEORGIA, 1966
POPULATION 2,500-9,999

ITEM	TOCCOA						VIDALIA					
	Number			Rate or Ratio *			Number			Rate or Ratio *		
	Total	White	Non-White	Total	White	Non-White	Total	White	Non-White	Total	White	Non-White
1 Estimated population as of July 1	8,100	6,200	1,900				8,500	5,500	3,000			
LIVE BIRTHS												
2 Total	159	119	40	19.6	19.2	21.1	152	75	77	17.9	13.6	25.7
3 Delivered in hospital	159	119	40	100.0%	100.0%	100.0%	91	75	16	59.9%	100.0%	20.8%
4 Delivered in home by physician	-	-	-	0%	0%	0%	3	-	3	2.0%	0%	3.9%
5 Delivered in home by midwife	-	-	-	0%	0%	0%	58	-	58	38.2%	0%	75.3%
6 Other deliveries	-	-	-	0%	0%	0%	-	-	-	0%	0%	0%
7 Immature births	13	6	7	81.8	50.4	175.0	6	2	4	39.5	26.7	51.9
8 Live births to unwed mothers	10	2	8	62.9	16.8	200.0	31	2	29	203.9	26.7	376.6
FETAL DEATHS												
9 Total	2	2	-	12.6	16.8	0	5	3	2	32.9	40.0	26.0
10 Under 20 weeks gestation	-	-	-	0	0	0	2	2	-	13.2	26.7	0
11 20-27 weeks gestation	-	-	-	0	0	0	2	-	2	13.2	0	26.0
12 28 weeks and more	-	-	-	0	0	0	1	1	-	6.6	13.3	0
13 Unknown length of gestation	2	2	-	12.6	16.8	0	-	-	-	0	0	0
DEATHS												
14 Total, all ages	84	66	18	1037.0	1064.5	947.4	89	52	37	1047.1	945.5	1233.3
15 Under 1 year	4	3	1	25.2	25.2	25.0	6	1	5	39.5	13.3	64.9
16 Under 28 days	2	1	1	12.6	8.4	25.0	1	-	1	6.6	0	13.0
17 Deaths from immaturity	-	-	-	0	0	0	-	-	-	0	0	0
18 1-4 years **	-	-	-	-	-	-	1	1	-	-	-	-
19 Maternal deaths	-	-	-	0	0	0	-	-	-	0	0	0
CAUSE OF DEATH												
20 Tuberculosis, all forms (001-019)	-	-	-	0	0	0	-	-	-	0	0	0
21 Syphilis and its sequelae (020-029)	-	-	-	0	0	0	-	-	-	0	0	0
22 Typhoid fever (040)	-	-	-	0	0	0	-	-	-	0	0	0
23 Dysentery, all forms (045-048)	-	-	-	0	0	0	-	-	-	0	0	0
24 Scarlet fever (050)	-	-	-	0	0	0	-	-	-	0	0	0
25 Streptococcal sore throat (051)	1	1	-	12.3	16.1	0	-	-	-	0	0	0
26 Diphtheria (055)	-	-	-	0	0	0	-	-	-	0	0	0
27 Whooping cough (056)	-	-	-	0	0	0	-	-	-	0	0	0
28 Meningococcal infections (057)	-	-	-	0	0	0	-	-	-	0	0	0
29 Acute poliomyelitis (080)	-	-	-	0	0	0	-	-	-	0	0	0
30 Acute infectious encephalitis (082)	-	-	-	0	0	0	-	-	-	0	0	0
31 Smallpox (084)	-	-	-	0	0	0	-	-	-	0	0	0
32 Measles (085)	-	-	-	0	0	0	-	-	-	0	0	0
33 Typhus and other rickettsial diseases (100-103, 105-108)	-	-	-	0	0	0	-	-	-	0	0	0
34 Rocky Mountain spotted fever (104)	-	-	-	0	0	0	-	-	-	0	0	0
35 Malaria (110-117)	-	-	-	0	0	0	-	-	-	0	0	0
36 All other diseases classified as infective and parasitic (030-039, 041-044, 049, 052-054, 059-074, 081, 083, 086-096, 120-138)	-	-	-	0	0	0	-	-	-	0	0	0
37 Malignant neoplasms, including neoplasms of lymphatic and haematopoietic tissues (140-205)	17	13	4	209.9	209.7	210.5	14	8	6	164.7	145.5	200.0
38 Benign and unspecified neoplasms (210-239)	1	1	-	12.3	16.1	0	-	-	-	0	0	0
39 Diabetes mellitus (260)	-	-	-	0	0	0	-	-	-	0	0	0
40 Pellagra (281)	-	-	-	0	0	0	-	-	-	0	0	0
41 Anemias (290-293)	-	-	-	0	0	0	-	-	-	0	0	0
42 Vascular lesions affecting central nervous system (330-334)	12	10	2	148.1	161.3	105.3	14	9	5	164.7	163.6	166.7
43 Nonmeningococcal meningitis (340)	1	1	-	12.3	16.1	0	-	-	-	0	0	0
44 Rheumatic fever (400-402)	-	-	-	0	0	0	-	-	-	0	0	0
45 Heart diseases (410-443)	31	23	8	382.7	371.0	421.1	27	17	10	317.6	309.1	333.3
46 Hypertension without mention of heart (444-447)	-	-	-	0	0	0	-	-	-	0	0	0
47 Influenza and pneumonia (480-483, 490-493)	3	3	-	37.0	48.4	0	-	-	-	0	0	0
48 Bronchitis (500-502)	-	-	-	0	0	0	-	-	-	0	0	0
49 Ulcer of stomach and duodenum (540, 541)	1	1	-	12.3	16.1	0	-	-	-	0	0	0
50 Appendicitis (550-553)	-	-	-	0	0	0	-	-	-	0	0	0
51 Intestinal obstruction and hernia (560, 561, 570)	-	-	-	0	0	0	-	-	-	0	0	0
52 Gastritis, duodenitis, enteritis and colitis (except diarrhea of the newborn) (543, 571, 572)	-	-	-	0	0	0	2	-	2	23.5	0	66.7
53 Cirrhosis of liver (581)	-	-	-	0	0	0	1	1	-	11.8	18.2	0
54 Nephritis and nephrosis (590-594)	1	1	-	12.3	16.1	0	1	1	-	11.8	18.2	0
55 Hyperplasia of prostate (610)	-	-	-	0	0	0	-	-	-	0	0	0
56 Complications of pregnancy, childbirth and the puerperium (640-652, 670-689)	-	-	-	0	0	0	-	-	-	0	0	0
57 Congenital malformations (750-759)	-	-	-	0	0	0	1	1	-	11.8	18.2	0
58 Birth injuries, postnatal asphyxia and atelectasis (760-762)	-	-	-	0	0	0	-	-	-	0	0	0
59 Infection of the newborn (763-768)	1	1	-	12.3	0	52.6	-	-	-	0	0	0
60 Other diseases peculiar to early infancy, and immaturity unqualified (769-776)	1	1	-	12.3	16.1	0	1	1	1	11.8	0	33.3
61 Senility, without mention of psychosis (794)	-	-	-	0	0	0	1	1	-	11.8	18.2	0
62 Ill-defined and unknown causes (780-793, 795)	1	1	-	12.3	16.1	0	1	1	-	11.8	18.2	0
63 Motor vehicle accidents (E810-E835)	2	2	-	24.7	32.3	0	6	3	3	70.6	54.5	100.0
64 All other accidents (E800-E802, E840-E962)	1	-	1	12.3	0	52.6	2	2	-	23.5	36.4	0
65 Suicide (E963, E970-E979)	2	2	-	24.7	32.3	0	-	-	-	0	0	0
66 Homicide (E964, E980-E985)	4	2	2	49.4	32.3	105.3	2	1	1	23.5	18.2	33.3
67 All other diseases (residual)	4	4	-	49.4	64.5	0	11	7	4	129.4	127.3	133.3

TABLE XIV-C VITAL STATISTICS, BY CITY, BY RACE, GEORGIA, 1966
POPULATION 2,500-9,999

ITEM	VILLA RICA						WASHINGTON						
	Number			Rate or Ratio *			Number			Rate or Ratio *			
	Total	White	Non-White	Total	White	Non-White	Total	White	Non-White	Total	White	Non-White	
1 Estimated population as of July 1	3,600	2,900	700				4,900	2,200	2,700				1
LIVE BIRTHS													
2 Total	58	45	13	16.1	15.5	18.6	67	15	52	13.7	6.8	19.3	2
3 Delivered in hospital	58	45	13	100.0	100.0	100.0	66	15	51	98.5	100.0	98.1	3
4 Delivered in home by physician				0	0	0	1		1	1.5	0	1.9	4
5 Delivered in home by midwife				0	0	0				0	0	0	5
6 Other deliveries				0	0	0				0	0	0	6
7 Immature births	4	1	3	69.0	22.2	230.8	5		5	74.6	0	96.2	7
8 Live births to unwed mothers	4		4	69.0	0	307.7	19		19	283.6	0	365.4	8
FETAL DEATHS													
9 Total	4	4		69.0	88.9	0	2	1	1	29.9	66.7	19.2	9
10 Under 20 weeks gestation	4	4		69.0	88.9	0				0	0	0	10
11 20-27 weeks gestation				0	0	0				0	0	0	11
12 28 weeks and more				0	0	0	2	1	1	29.9	66.7	19.2	12
13 Unknown length of gestation				0	0	0				0	0	0	13
DEATHS													
14 Total, all ages	40	34	6	111.1	1172.4	857.1	53	22	31	1081.6	1000.0	1148.1	14
15 Under 1 year	4	2	2	69.0	44.4	153.8				0	0	0	15
16 Under 28 days	3	2	1	51.7	44.4	76.9				0	0	0	16
17 Deaths from immaturity	1	1	1	17.2	0	76.9				0	0	0	17
18 1-4 years **	2	1	1										18
19 Maternal deaths				0	0	0				0	0	0	19
CAUSE OF DEATH													
20 Tuberculosis, all forms (001-019)				0	0	0				0	0	0	20
21 Syphilis and its sequelae (020-029)				0	0	0	1		1	20.4	0	37.0	21
22 Typhoid fever (040)				0	0	0				0	0	0	22
23 Dysentery, all forms (045-048)				0	0	0				0	0	0	23
24 Scarlet fever (050)				0	0	0				0	0	0	24
25 Streptococcal sore throat (051)				0	0	0				0	0	0	25
26 Diphtheria (055)				0	0	0				0	0	0	26
27 Whooping cough (056)				0	0	0				0	0	0	27
28 Meningococcal infections (057)				0	0	0				0	0	0	28
29 Acute poliomyelitis (080)				0	0	0				0	0	0	29
30 Acute infectious encephalitis (082)				0	0	0				0	0	0	30
31 Smallpox (084)				0	0	0				0	0	0	31
32 Measles (085)				0	0	0				0	0	0	32
33 Typhus and other rickettsial diseases (100-103, 105-108)				0	0	0				0	0	0	33
34 Rocky Mountain spotted fever (104)				0	0	0				0	0	0	34
35 Malaria (110-117)				0	0	0	1		1	20.4	0	37.0	35
36 All other diseases classified as infective and parasitic (030-039, 041-044, 049, 052-054, 059-074, 081, 083, 086-096, 120-138)				0	0	0				0	0	0	36
37 Malignant neoplasms, including neoplasms of lymphatic and haematopoietic tissues (140-205)	6	6		166.7	206.9	0	7	4	3	142.9	181.8	111.1	37
38 Benign and unspecified neoplasms (210-239)				0	0	0	1	1		20.4	45.5	0	38
39 Diabetes mellitus (260)				0	0	0	2		2	40.8	0	74.1	39
40 Pellagra (281)				0	0	0				0	0	0	40
41 Anemias (290-293)				0	0	0				0	0	0	41
42 Vascular lesions affecting central nervous system (330-334)	4	3	1	111.1	103.4	142.9	11	3	8	224.5	136.4	296.3	42
43 Nonmeningococcal meningitis (340)				0	0	0				0	0	0	43
44 Rheumatic fever (400-402)				0	0	0				0	0	0	44
45 Heart diseases (410-443)	16	16		444.4	551.7	0	12	8	4	244.9	363.6	148.1	45
46 Hypertension without mention of heart (444-447)				0	0	0				0	0	0	46
47 Influenza and pneumonia (480-483, 490-493)	4	2	2	111.1	69.0	285.7				0	0	0	47
48 Bronchitis (500-502)				0	0	0	1	1		20.4	45.5	0	48
49 Ulcer of stomach and duodenum (540, 541)				0	0	0	1		1	20.4	0	37.0	49
50 Appendicitis (550-553)				0	0	0	1		1	20.4	0	37.0	50
51 Intestinal obstruction and hernia (560, 561, 570)				0	0	0	1		1	20.4	0	37.0	51
52 Gastritis, duodenitis, enteritis and colitis (except diarrhea of the newborn) (543, 571, 572)				0	0	0				0	0	0	52
53 Cirrhosis of liver (581)				0	0	0				0	0	0	53
54 Nephritis and nephrosis (590-594)	1		1	27.8	0	142.9				0	0	0	54
55 Hyperplasia of prostate (610)				0	0	0				0	0	0	55
56 Complications of pregnancy, childbirth and the puerperium (640-652, 670-689)				0	0	0				0	0	0	56
57 Congenital malformations (750-759)				0	0	0				0	0	0	57
58 Birth injuries, postnatal asphyxia and atelectasis (760-762)	2	2		55.6	69.0	0				0	0	0	58
59 Infection of the newborn (763-768)				0	0	0				0	0	0	59
60 Other diseases peculiar to early infancy, and immaturity unqualified (769-776)	1		1	27.8	0	142.9				0	0	0	60
61 Senility, without mention of psychosis (794)	2	2		55.6	69.0	0				0	0	0	61
62 Ill-defined and unknown causes (780-793, 795)				0	0	0	1		1	20.4	0	37.0	62
63 Motor vehicle accidents (E810-E835)	1	1		27.8	34.5	0				0	0	0	63
64 All other accidents (E800-E802, E840-E962)				0	0	0	2	2		40.8	90.9	0	64
65 Suicide (E963, E970-E979)				0	0	0				0	0	0	65
66 Homicide (E964, E980-E985)				0	0	0				0	0	0	66
67 All other diseases (residual)	3	2	1	83.3	69.0	142.9	8	1	7	163.3	45.5	259.3	67

TABLE XIV-C VITAL STATISTICS, BY CITY, BY RACE, GEORGIA, 1966
POPULATION 2,500-9,999

ITEM	WAYNESBORO						WEST POINT					
	Number			Rate or Ratio *			Number			Rate or Ratio *		
	Total	White	Non-White	Total	White	Non-White	Total	White	Non-White	Total	White	Non-White
1 Estimated population as of July 1	5,800	2,700	3,100				4,500	2,200	2,300			
LIVE BIRTHS												
2 Total	147	45	102	25.3	16.7	32.9	75	23	52	16.7	10.5	22.6
3 Delivered in hospital	132	45	87	89.8%	100.0%	85.3%	59	23	36	78.7%	100.0%	69.2%
4 Delivered in home by physician	1	-	1	0.7%	0%	1.0%	4	-	4	5.3%	0%	7.7%
5 Delivered in home by midwife	14	-	14	9.5%	0%	13.7%	12	-	12	16.0%	0%	23.1%
6 Other deliveries	-	-	-	0%	0%	0%	-	-	-	0%	0%	0%
7 Immature births	21	4	17	142.9	88.9	166.7	11	-	11	146.7	0	211.5
8 Live births to unwed mothers	30	2	28	204.1	44.4	274.5	18	-	18	240.0	0	346.2
FETAL DEATHS												
9 Total	6	3	3	40.8	66.7	29.4	1	1	-	13.3	43.5	0
10 Under 20 weeks gestation	3	1	2	20.4	22.2	19.6	1	1	-	13.3	43.5	0
11 20-27 weeks gestation	2	-	-	13.6	44.4	0	-	-	-	0	0	0
12 28 weeks and more	1	-	1	6.8	0	9.8	-	-	-	0	0	0
13 Unknown length of gestation	-	-	-	0	0	0	-	-	-	0	0	0
DEATHS												
14 Total, all ages	67	33	34	155.2	122.2	1096.8	50	23	27	111.1	1045.5	1173.9
15 Under 1 year	2	1	1	13.6	22.2	9.8	2	-	2	26.7	0	38.5
16 Under 28 days	2	1	1	13.6	22.2	9.8	2	-	2	26.7	0	38.5
17 Deaths from immaturity	-	-	-	0	0	0	1	-	1	13.3	0	19.2
18 1-4 years **	3	2	1	-	-	-	-	-	-	-	-	-
19 Maternal deaths	-	-	-	0	0	0	-	-	-	0	0	0
CAUSE OF DEATH												
20 Tuberculosis, all forms (001-019)	-	-	-	0	0	0	-	-	-	0	0	0
21 Syphilis and its sequelae (020-029)	-	-	-	0	0	0	-	-	-	0	0	0
22 Typhoid fever (040)	-	-	-	0	0	0	-	-	-	0	0	0
23 Dysentery, all forms (045-048)	-	-	-	0	0	0	-	-	-	0	0	0
24 Scarlet fever (050)	-	-	-	0	0	0	-	-	-	0	0	0
25 Streptococcal sore throat (051)	-	-	-	0	0	0	-	-	-	0	0	0
26 Diphtheria (055)	-	-	-	0	0	0	-	-	-	0	0	0
27 Whooping cough (056)	-	-	-	0	0	0	-	-	-	0	0	0
28 Meningococcal infections (057)	-	-	-	0	0	0	-	-	-	0	0	0
29 Acute poliomyelitis (080)	-	-	-	0	0	0	-	-	-	0	0	0
30 Acute infectious encephalitis (082)	-	-	-	0	0	0	-	-	-	0	0	0
31 Smallpox (084)	-	-	-	0	0	0	-	-	-	0	0	0
32 Measles (085)	-	-	-	0	0	0	-	-	-	0	0	0
33 Typhus and other rickettsial diseases (100-103, 105-108)	-	-	-	0	0	0	-	-	-	0	0	0
34 Rocky Mountain spotted fever (104)	-	-	-	0	0	0	-	-	-	0	0	0
35 Malaria (110-117)	-	-	-	0	0	0	-	-	-	0	0	0
36 All other diseases classified as infective and parasitic (030-039, 041-044, 049, 052-054, 059-074, 081, 083, 086-096, 120-138)	-	-	-	0	0	0	-	-	-	0	0	0
37 Malignant neoplasms, including neoplasms of lymphatic and haematopoietic tissues (140-205)	13	7	6	224.1	259.3	193.5	11	6	5	244.4	272.7	217.4
38 Benign and unspecified neoplasms (210-239)	-	-	-	0	0	0	-	-	-	0	0	0
39 Diabetes mellitus (260)	2	1	1	34.5	37.0	32.3	-	-	-	0	0	0
40 Pellagra (281)	-	-	-	0	0	0	-	-	-	0	0	0
41 Anemias (290-293)	-	-	-	0	0	0	-	-	-	0	0	0
42 Vascular lesions affecting central nervous system (330-334)	14	7	7	241.4	259.3	225.8	9	6	3	200.0	272.7	130.4
43 Nonmeningococcal meningitis (340)	-	-	-	0	0	0	-	-	-	0	0	0
44 Rheumatic fever (400-402)	-	-	-	0	0	0	-	-	-	0	0	0
45 Heart diseases (410-443)	19	8	11	327.6	296.3	354.8	14	5	9	311.1	227.3	391.3
46 Hypertension without mention of heart (444-447)	1	-	1	17.2	0	32.3	-	-	-	0	0	0
47 Influenza and pneumonia (480-483, 490-493)	2	1	1	34.5	37.0	32.3	2	-	2	44.4	0	87.0
48 Bronchitis (500-502)	-	-	-	0	0	0	-	-	-	0	0	0
49 Ulcer of stomach and duodenum (540, 541)	-	-	-	0	0	0	-	-	-	0	0	0
50 Appendicitis (550-553)	-	-	-	0	0	0	-	-	-	0	0	0
51 Intestinal obstruction and hernia (560, 561, 570)	-	-	-	0	0	0	-	-	-	0	0	0
52 Gastritis, duodenitis, enteritis and colitis (except diarrhea of the newborn) (543, 571, 572)	-	-	-	0	0	0	-	-	-	0	0	0
53 Cirrhosis of liver (581)	-	-	-	0	0	0	-	-	-	0	0	0
54 Nephritis and nephrosis (590-594)	-	-	-	0	0	0	-	-	-	0	0	0
55 Hyperplasia of prostate (610)	-	-	-	0	0	0	-	-	-	0	0	0
56 Complications of pregnancy, childbirth and the puerperium (640-652, 670-689)	-	-	-	0	0	0	-	-	-	0	0	0
57 Congenital malformations (750-759)	-	-	-	0	0	0	-	-	-	0	0	0
58 Birth injuries, postnatal asphyxia and atelectasis (760-762)	2	1	1	34.5	37.0	32.3	1	-	1	22.2	0	43.5
59 Infection of the newborn (763-768)	-	-	-	0	0	0	-	-	-	0	0	0
60 Other diseases peculiar to early infancy, and immaturity unqualified (769-776)	-	-	-	0	0	0	1	-	1	22.2	0	43.5
61 Senility, without mention of psychosis (794)	-	-	-	0	0	0	-	-	-	0	0	0
62 Ill-defined and unknown causes (780-793, 795)	-	-	-	0	0	0	-	-	-	0	0	0
63 Motor vehicle accidents (E810-E835)	4	3	1	69.0	111.1	32.3	2	1	1	44.4	45.5	43.5
64 All other accidents (E800-E802, E840-E962)	2	2	-	34.5	74.1	0	4	-	4	88.9	0	173.9
65 Suicide (E963, E970-E979)	-	-	-	0	0	0	1	-	1	22.2	0	43.5
66 Homicide (E964, E980-E985)	1	-	1	17.2	0	32.3	-	-	-	0	0	0
67 All other diseases (residual)	7	3	4	120.7	111.1	129.0	3	3	-	66.7	136.4	0

TABLE XIV-C VITAL STATISTICS, BY CITY, BY RACE, GEORGIA, 1966
POPULATION 2,500-9,999

ITEM	WINDER												
	Number			Rate or Ratio *			Number			Rate or Ratio *			
	Total	White	Non-White	Total	White	Non-White	Total	White	Non-White	Total	White	Non-White	
1 Estimated population as of July 1	6,200	5,000	1,200										1
LIVE BIRTHS													
2 Total	118	94	24	19.0	18.8	20.0							2
3 Delivered in hospital	116	94	22	98.3%	100.0%	91.7%							3
4 Delivered in home by physician	2	-	2	1.7%	0%	8.3%							4
5 Delivered in home by midwife	-	-	-	0%	0%	0%							5
6 Other deliveries	11	6	5	9.3.2	63.8	208.3							6
7 Immature births	10	4	6	84.7	42.6	250.0							7
8 Live births to unwed mothers													8
FETAL DEATHS													
9 Total	1	1	-	8.5	10.6	0							9
10 Under 20 weeks gestation	-	-	-	0	0	0							10
11 20-27 weeks gestation	-	-	-	0	0	0							11
12 28 weeks and more	1	1	-	8.5	10.6	0							12
13 Unknown length of gestation	-	-	-	0	0	0							13
DEATHS													
14 Total, all ages	66	54	12	1064.5	1080.0	1000.0							14
15 Under 1 year	3	1	2	25.4	10.6	83.3							15
16 Under 28 days	2	1	1	16.9	10.6	41.7							16
17 Deaths from immaturity	1	1	-	8.5	10.6	0							17
18 1-4 years **	1	1	-	-	-	-							18
19 Maternal deaths	-	-	-	0	0	0							19
CAUSE OF DEATH													
20 Tuberculosis, all forms (001-019)	2	1	1	32.3	20.0	83.3							20
21 Syphilis and its sequelae (020-029)	-	-	-	0	0	0							21
22 Typhoid fever (040)	-	-	-	0	0	0							22
23 Dysentery, all forms (045-048)	-	-	-	0	0	0							23
24 Scarlet fever (050)	-	-	-	0	0	0							24
25 Streptococcal sore throat (051)	-	-	-	0	0	0							25
26 Diphtheria (055)	-	-	-	0	0	0							26
27 Whooping cough (056)	-	-	-	0	0	0							27
28 Meningococcal infections (057)	-	-	-	0	0	0							28
29 Acute poliomyelitis (080)	-	-	-	0	0	0							29
30 Acute infectious encephalitis (082)	-	-	-	0	0	0							30
31 Smallpox (084)	-	-	-	0	0	0							31
32 Measles (085)	-	-	-	0	0	0							32
33 Typhus and other rickettsial diseases (100-103, 105-108)	-	-	-	0	0	0							33
34 Rocky Mountain spotted fever (104)	-	-	-	0	0	0							34
35 Malaria (110-117)	-	-	-	0	0	0							35
36 All other diseases classified as infective and parasitic (030-039, 041-044, 049, 052-054, 059-074, 081, 083, 086-096, 120-138)	14	12	2	225.8	240.0	166.7							36
37 Malignant neoplasms, including neoplasms of lymphatic and haematopoietic tissues (140-205)													37
38 Benign and unspecified neoplasms (210-239)	1	1	-	16.1	20.0	0							38
39 Diabetes mellitus (260)	1	-	-	16.1	20.0	0							39
40 Pellagra (281)	-	-	-	0	0	0							40
41 Anemias (290-293)	-	-	-	0	0	0							41
42 Vascular lesions affecting central nervous system (330-334)	10	9	1	161.3	180.0	83.3							42
43 Nonmeningococcal meningitis (340)	-	-	-	0	0	0							43
44 Rheumatic fever (400-402)	-	-	-	0	0	0							44
45 Heart diseases (410-443)	23	20	3	371.0	400.0	250.0							45
46 Hypertension without mention of heart (444-447)	-	-	-	0	0	0							46
47 Influenza and pneumonia (480-483, 490-493)	3	1	2	48.4	20.0	166.7							47
48 Bronchitis (500-502)	-	-	-	0	0	0							48
49 Ulcer of stomach and duodenum (540, 541)	1	1	-	16.1	20.0	0							49
50 Appendicitis (550-553)	-	-	-	0	0	0							50
51 Intestinal obstruction and hernia (560, 561, 570)	-	-	-	0	0	0							51
52 Gastritis, duodenitis, enteritis and colitis (except diarrhea of the newborn) (543, 571, 572)	1	-	1	16.1	0	83.3							52
53 Cirrhosis of liver (581)	-	-	-	0	0	0							53
54 Nephritis and nephrosis (590-594)	-	-	-	0	0	0							54
55 Hyperplasia of prostate (610)	-	-	-	0	0	0							55
56 Complications of pregnancy, childbirth and the puerperium (640-652, 670-689)	-	-	-	0	0	0							56
57 Congenital malformations (750-759)	-	-	-	0	0	0							57
58 Birth injuries, postnatal asphyxia and atelectasis (760-762)	-	-	-	0	0	0							58
59 Infection of the newborn (763-768)	1	1	-	16.1	20.0	0							59
60 Other diseases peculiar to early infancy, and immaturity unqualified (769-776)	-	-	-	0	0	0							60
61 Senility, without mention of psychosis (794)	-	-	-	0	0	0							61
62 Ill-defined and unknown causes (780-793, 795)	2	2	-	32.3	40.0	0							62
63 Motor vehicle accidents (E810-E835)	1	-	1	16.1	0	83.3							63
64 All other accidents (E800-E802, E840-E962)	-	-	-	0	0	0							64
65 Suicide (E963, E970-E979)	-	-	-	0	0	0							65
66 Homicide (E964, E980-E985)	6	5	1	96.8	100.0	83.3							66
67 All other diseases (residual)													67

* Rates and ratios: live birth rates are per 1,000 estimated population; deaths all ages and deaths by cause of death are per 100,000 estimated population; maternal death ratios are per 10,000 live births and all other rates are per 1,000 live births.

** No rate can be computed on deaths in 1 - 4 years age group by county or city because estimated population for that age group is not available.

TABLE XV - NUMBER OF PHYSICIANS IN PRIVATE PRACTICE AND AVERAGE NUMBER OF PERSONS PER PHYSICIAN,
BY COUNTY, GEORGIA, OCTOBER 1, 1966

County	Number Physicians	Average Number Persons Per Physician*	County	Number Physicians	Average Number Persons Per Physician*
TOTAL	2,947	1,476	Jeff Davis	4	2,375
Appling	5	2,780	Jefferson	9	2,011
Atkinson	-	...	Jenkins	3	3,167
Bacon	4	2,200	Johnson	2	4,200
Baker	-	...	Jones	2	5,650
Baldwin	13	2,185	Lamar	4	2,650
Banks	1	6,500	Lanier	3	1,800
Barrow	7	2,143	Laurens	14	2,393
Bartow	9	3,678	Lee	-	...
Ben Hill	5	2,740	Liberty	4	3,200
Berrien	3	4,133	Lincoln	1	5,900
Bibb	162	912	Long	-	...
Bleckley	2	5,050	Lowndes	38	1,284
Brantley	1	6,100	Lumpkin	3	2,533
Brooks	5	3,140	Macon	5	2,700
Bryan	1	6,700	Madison	1	11,600
Bulloch	10	2,540	Marion	1	5,600
Burke	8	2,675	McDuffie	6	2,217
Butts	4	2,325	McIntosh	1	6,600
Calhoun	2	3,800	Meriwether	6	3,350
Camden	6	1,783	Miller	3	2,367
Candler	4	1,725	Mitchell	6	3,467
Carroll	23	1,726	Monroe	3	3,533
Catoosa	10	2,260	Montgomery	3	2,167
Charlton	3	1,933	Morgan	4	2,675
Chatham	151	1,217	Murray	4	2,800
Chattahoochee	-	...	Muscogee	116	1,350
Chattooga	7	2,971	Newton	7	3,157
Cherokee	10	2,430	Oconee	1	6,500
Clarke	52	912	Oglethorpe	2	4,000
Clay	2	2,350	Paulding	4	4,050
Clayton	18	3,978	Peach	9	1,622
Clinch	3	2,367	Pickens	5	1,880
Cobb	113	1,443	Pierce	4	2,525
Coffee	8	2,900	Pike	1	7,300
Colquitt	16	2,100	Folk	14	2,107
Columbia	4	5,075	Pulaski	5	1,700
Cook	5	2,500	Putnam	2	4,050
Coweta	21	1,486	Quitman	-	...
Crawford	1	6,000	Rabun	3	2,633
Crisp	6	3,050	Randolph	4	2,775
Dade	1	9,200	Richmond	160	899
Dawson	1	3,700	Rockdale	3	5,233
Decatur	9	2,611	Schley	1	3,400
DeKalb	208	1,733	Screven	6	2,533
Dodge	6	2,817	Seminole	5	1,420
Dooly	2	5,900	Spalding	30	1,297
Dougherty	51	1,657	Stephens	16	1,194
Douglas	5	4,540	Stewart	3	2,500
Early	7	1,957	Sumter	13	1,977
Echols	-	...	Talbot	2	3,600
Effingham	4	3,425	Taliaferro	-	...
Elbert	10	1,830	Tattnall	4	3,500
Emanuel	8	2,313	Taylor	3	2,800
Evans	3	2,467	Telfair	6	2,033
Fannin	3	4,600	Terrell	5	2,660
Fayette	3	2,833	Thomas	31	1,216
Floyd	64	1,120	Tift	15	1,667
Forsyth	6	2,167	Toombs	12	1,483
Franklin	7	1,929	Towns	3	1,567
Fulton	832	734	Treutlen	2	3,050
Gilmer	2	4,550	Troup	43	1,100
Glascocok	1	2,700	Turner	3	2,933
Glynn	48	1,050	Twiggs	2	4,200
Gordon	9	2,267	Union	3	2,267
Grady	4	4,675	Upson	16	1,544
Greene	4	2,825	Walker	17	3,053
Gwinnett	14	4,000	Walton	9	2,389
Habersham	10	1,920	Ware	35	1,011
Hall	37	1,500	Warren	3	2,533
Hancock	3	3,433	Washington	9	2,167
Haralson	5	2,980	Wayne	9	2,133
Harris	2	5,700	Webster	-	...
Hart	4	3,900	Wheeler	-	...
Heard	3	1,800	White	4	1,825
Henry	2	12,600	Whitfield	32	1,631
Houston	20	2,385	Wilcox	2	4,000
Irwin	5	1,920	Wilkes	7	1,586
Jackson	6	3,233	Wilkinson	4	2,400
Jasper	2	3,100	Worth	6	2,917

* Based on Estimated Civilian Population of Georgia as of July 1, 1966
... Not Applicable

SOURCE: Georgia Department of Public Health, Medical Director of Georgia by
Counties, Revised and Reprinted, October 1, 1966

ESTIMATED TOTAL, URBAN, RURAL, AND CIVILIAN POPULATION BY RACE, AND FOR COUNTIES AND INCORPORATED PLACES OF 2,500 OR MORE PERSONS, GEORGIA, JULY 1, 1966

Area	Total	White	Nonwhite	Area	Total	White	Nonwhite
STATE TOTAL	4,461,900	3,193,600	1,268,300	Crisp	18,300	10,400	7,900
URBAN 1/	2,180,900	1,435,400	745,500	Cordele	11,800	5,800	6,000
RURAL	2,281,000	1,758,200	522,800	Dade	9,200	9,100	100
STATE TOTAL CIVILIAN	4,350,000	3,098,500	1,251,500	Dawson	3,700	3,700	0
Appling	13,900	10,700	3,200	Decatur	23,500	12,300	11,200
Baxley	4,800	3,300	1,500	Bainbridge	11,700	6,600	5,100
Atkinson	6,600	4,600	2,000	DeKalb	360,600	336,400	24,200
Bacon	8,800	7,600	1,200	Atlanta (Total)	504,700	270,000	234,700
Alma	3,900	3,200	700	(Pt. DeKalb County)	40,900	30,900	10,000
Baker	4,600	1,900	2,700	(Pt. Fulton County)	463,800	239,100	224,700
Baldwin 2/	28,400	18,400	10,000	Chamblee	10,500	10,400	100
Milledgeville	14,400	8,700	5,700	Decatur	31,100	27,800	3,300
Milledgeville State				Doraville	6,800	6,500	300
Hospital	11,300	7,100	4,200	Dodge	16,900	12,100	4,800
Banks	6,500	6,100	400	Eastman	5,500	4,100	1,400
Barrow	15,000	12,300	2,700	Dooly	11,800	5,400	6,400
Winder	6,200	5,000	1,200	Dougherty	84,500	56,300	28,200
Bartow	33,100	27,800	5,300	Albany	66,900	44,000	22,900
Cartersville	10,100	7,800	2,300	Douglas	22,700	19,600	3,100
Ben Hill	13,700	9,100	4,600	Douglasville	5,900	4,400	1,500
Fitzgerald	9,400	5,700	3,700	Villa Rica (Total)	3,600	2,900	700
Berrien	12,400	10,500	1,900	(Pt. Douglas County)	200	---	---
Nashville	4,600	3,600	1,000	(Pt. Carroll County)	3,400	---	---
Bibb	147,800	92,500	55,300	Early	13,700	6,400	7,300
Macon	126,300	76,000	50,300	Blakely	4,000	2,400	1,600
Bleckley	10,100	7,200	2,900	Echols	2,000	1,400	600
Cochran	5,200	3,500	1,700	Effingham	13,700	9,600	4,100
Brantley	6,100	5,300	800	Elbert	18,300	12,000	6,300
Brooks	15,700	7,900	7,800	Elberton	7,800	5,200	2,600
Quitman	5,600	2,800	2,800	Emanuel	18,500	12,400	6,100
Bryan	6,700	4,200	2,500	Swainsboro	6,700	4,200	2,500
Bulloch	25,400	15,800	9,600	Evans	7,400	4,600	2,800
Statesboro	9,300	6,300	3,000	Claxton	3,000	2,100	900
Burke	21,400	7,100	14,300	Fannin	13,800	13,800	0
Waynesboro	5,800	2,700	3,100	Fayette	8,500	6,000	2,500
Butts	9,300	4,800	4,500	Floyd 2/	71,700	60,300	11,400
Jackson	2,800	1,500	1,300	Rome	33,900	25,200	8,700
Calhoun	7,600	2,600	5,000	Batley Hospital	500	300	200
Camden	10,700	6,500	4,200	Forsyth	13,000	13,000	0
St. Mary's	3,800	3,000	800	Franklin	13,500	11,900	1,600
Candler	6,900	4,400	2,500	Fulton	610,400	368,100	242,300
Carroll	39,700	32,100	7,600	Atlanta (Total)	504,700	270,000	234,700
Carrollton	11,900	9,200	2,700	(Pt. Fulton County)	463,800	239,100	224,700
Villa Rica (Total)	3,600	2,900	700	(Pt. DeKalb County)	40,900	30,900	10,000
(Pt. Carroll County)	3,400	---	---	College Park (Total)	27,300	22,700	4,600
(Pt. Douglas County)	200	---	---	(Pt. Fulton County)	15,900	---	---
Catoosa	22,600	22,300	300	(Pt. Clayton County)	11,400	---	---
Charlton	5,800	3,900	1,900	East Point	38,500	32,800	5,700
Chatham	183,700	109,800	73,900	Hapeville	10,700	10,500	200
Garden City	5,200	3,600	1,600	Roswell	3,200	2,800	400
Port Wentworth	3,400	3,200	200	Gilmer	9,100	9,100	0
Savannah	142,700	80,600	62,100	Glascocok	2,700	1,900	800
Chattahoochee	1,500	800	700	Glynn	50,400	37,900	12,500
Chattooga	20,800	18,900	1,900	Brunswick	25,500	15,900	9,600
Summerville	5,200	4,300	900	Gordon	20,400	19,100	1,300
Cherokee	24,300	23,400	900	Calhoun	4,000	3,300	700
Clarke	47,400	34,900	12,500	Grady	18,700	11,600	7,100
Athens	42,600	31,500	11,100	Cairo	8,400	4,800	3,600
Clay	4,700	1,700	3,000	Greene	11,300	5,300	6,000
Clayton	71,600	66,400	5,200	Greensboro	3,000	1,700	1,300
College Park (Total)	27,300	22,700	4,600	Gwinnett	56,000	52,000	4,000
(Pt. Clayton County)	11,400	---	---	Buford	5,200	4,000	1,200
(Pt. Fulton County)	15,900	---	---	Lawrenceville	4,800	4,200	600
Forest Park	22,000	20,600	1,400	Habersham	19,200	18,300	900
Jonesboro	4,500	3,700	800	Cornelia	3,200	2,800	400
Clinch	7,100	4,400	2,700	Hall	55,500	49,300	6,200
Homerville	3,100	1,900	1,200	Gainesville	18,200	13,800	4,400
Cobb	163,100	153,600	9,500	Hancock	10,300	2,500	7,800
Marietta	36,800	32,400	4,400	Haralson	14,900	13,700	1,200
Smyrna	14,800	14,800	0	Bremen	3,500	3,200	300
Coffee	23,200	16,800	6,400	Tallapoosa	2,900	2,600	300
Douglas	9,900	6,900	3,000	Harris	11,400	5,000	6,400
Colquitt	33,600	24,900	8,700	West Point (Total)	4,500	2,200	2,300
Moultrie	15,700	10,200	5,500	(Pt. Harris County)	600	---	---
Columbia	20,300	15,200	5,100	(Pt. Troup County)	3,900	---	---
Cook	12,500	8,700	3,800	Hart	15,600	11,900	3,700
Adel	5,000	3,000	2,000	Hartwell	5,000	3,800	1,200
Coweta	31,200	20,600	10,600	Heard	5,400	4,100	1,300
Newnan	12,900	7,900	5,000	Henry	25,200	15,500	9,700
Crawford	6,000	2,400	3,600	Houston	47,700	37,800	9,900
				Perry	7,200	4,000	3,200
				Warner Robins	26,000	24,300	1,700
				Irwin	9,600	5,800	3,800
				Ocilla	3,600	1,700	1,900

See Notes on last page.

ESTIMATED TOTAL, URBAN, RURAL, AND CIVILIAN POPULATION BY RACE, AND FOR COUNTIES AND INCORPORATED PLACES OF 2,500 OR MORE PERSONS, GEORGIA, JULY 1, 1966 (CONT'D.)

Area	Total	White	Nonwhite	Area	Total	White	Nonwhite
Jackson	19,400	16,800	2,600	Rockdale	15,700	11,700	4,000
Commerce	3,800	3,300	500	Conyers	4,300	2,700	1,600
Jasper	6,200	2,800	3,400	Schley	3,400	1,500	1,900
Jeff Davis	9,500	7,600	1,900	Screven	15,200	7,100	8,100
Hazelhurst	4,300	3,200	1,100	Sylvania	3,800	2,100	1,700
Jefferson	18,100	7,700	10,400	Seminole	7,100	4,300	2,800
Jenkins	9,500	4,700	4,800	Donalsonville	2,900	1,700	1,200
Millen	4,000	2,100	1,900	Spalding	38,900	26,400	12,500
Johnson	8,400	5,500	2,900	Griffin	24,300	15,300	9,000
Jones	11,300	6,300	5,000	Stephens	19,100	16,600	2,500
Lamar	10,600	6,300	4,300	Toccoa	8,100	6,200	1,900
Barnesville	5,500	3,100	2,400	Stewart	7,500	2,100	5,400
Lanier	5,400	3,800	1,600	Sumter	25,700	12,100	13,600
Laurens	33,500	21,400	12,100	Americus	15,100	7,500	7,600
Dublin	14,300	9,000	5,300	Talbot	7,200	2,100	5,100
Lee	6,500	2,400	4,100	Taliaferro	3,300	1,200	2,100
Liberty	12,800	6,900	5,900	Tattnall 2/	14,000	10,000	4,000
Hinesville	4,000	3,300	700	Glennville	3,100	2,300	800
Lincoln	5,900	3,000	2,900	Georgia State Prison	2,500	1,300	1,200
Long	4,000	2,700	1,300	Taylor	8,400	4,300	4,100
Lowndes	48,800	31,800	17,000	Telfair	12,200	8,000	4,200
Valdosta	32,000	20,100	11,900	McRae	3,100	1,900	1,200
Lumpkin	7,600	7,500	100	Terrell	13,300	4,500	8,800
Dahlonega	2,900	2,800	100	Dawson	5,700	2,200	3,500
Macon	13,500	4,900	8,600	Thomas	37,700	21,700	16,000
Montezuma	4,100	1,700	2,400	Thomasville	19,900	11,300	8,600
Madison	11,600	9,400	2,200	Tift	25,000	17,400	7,600
Marion	5,600	2,200	3,400	Tifton	11,300	9,500	1,800
McDuffie	13,300	7,600	5,700	Toombs	17,800	12,700	5,100
Thomson	5,000	3,300	1,700	Lyons	3,700	2,400	1,300
McIntosh	6,600	2,800	3,800	Vidalia	8,500	5,500	3,000
Meriwether	20,100	10,100	10,000	Towns	4,700	4,700	0
Manchester	4,500	3,200	1,300	Treutlen	6,100	4,000	2,100
Miller	7,100	4,900	2,200	Troup	47,300	29,900	17,400
Mitchell	20,800	9,900	10,900	Hogansville	3,600	2,000	1,600
Camilla	5,500	2,200	3,300	LaGrange	23,800	15,300	8,500
Pelham	5,100	2,700	2,400	West Point (Total)	4,500	2,200	2,300
Monroe	10,600	5,400	5,200	(Pt. Troup County)	3,900	---	---
Forsyth	4,000	2,200	1,800	(Pt. Harris County)	600	---	---
Montgomery	6,500	3,800	2,700	Turner	8,800	5,400	3,400
Morgan	10,700	5,500	5,200	Ashburn	3,700	2,000	1,700
Madison	2,900	1,400	1,500	Twiggs	8,400	3,300	5,100
Murray	11,200	11,100	100	Union	6,800	6,800	0
Muscogee	156,600	115,100	41,500	Upson	24,700	17,700	7,000
Columbus	128,700	92,500	36,200	Thomaston	10,600	8,200	2,400
Newton	22,100	14,400	7,700	Walker	51,900	48,900	3,000
Covington	9,300	5,000	4,300	LaFayette	6,500	5,900	600
Oconee	6,500	5,000	1,500	Rossville	5,600	5,600	0
Oglethorpe	8,000	4,300	3,700	Walton	21,500	14,800	6,700
Paulding	16,200	14,600	1,600	Monroe	7,700	5,400	2,300
Peach	14,600	6,000	8,600	Ware	35,400	26,700	8,700
Fort Valley	9,300	3,500	5,800	Waycross	21,300	13,900	7,400
Pickens	9,400	9,000	400	Warren	7,600	2,700	4,900
Pierce	10,100	7,900	2,200	Washington	19,500	8,100	11,400
Pike	7,300	3,900	3,400	Sandersville	6,100	2,500	3,600
Polk	29,500	24,500	5,000	Wayne	19,200	15,100	4,100
Cedartown	9,800	8,200	1,600	Jesup	8,500	5,900	2,600
Rockmart	4,300	3,500	800	Webster	3,300	1,100	2,200
Pulaski	8,500	4,800	3,700	Wheeler	5,400	3,600	1,800
Hawkinsville	4,400	2,500	1,900	White	7,300	7,000	300
Putnam	8,100	3,700	4,400	Whitfield	52,200	49,700	2,500
Eatonton	4,100	1,800	2,300	Dalton	22,700	20,300	2,400
Quitman	2,500	900	1,600	Wilcox	8,000	5,300	2,700
Rabun	7,900	7,800	100	Wilkes	11,100	5,400	5,700
Randolph	11,100	4,100	7,000	Washington	4,900	2,200	2,700
Cuthbert	4,600	1,700	2,900	Wilkinson	9,600	4,900	4,700
Richmond 2/	143,800	96,100	47,700	Worth	17,500	8,900	8,600
Augusta	83,200	46,400	36,800	Sylvester	4,100	2,200	1,900
Gracewood State School and Hospital	1,700	1,500	200				

Notes:

1 The urban population is the total of the estimates for all incorporated places shown above plus the military population of the state.

2 Population of state institutions is excluded from county totals but is included in both state totals.

Cities in more than one county show only total population by race. No race breakdown is available on the separate parts, except for Atlanta.

Military population is excluded from county totals but is included in the over-all state total.

SOURCE: Georgia Department of Public Health, Biostatistics Service, Atlanta, Georgia

ESTIMATED POPULATION, BY RACE, SEX AND AGE, GEORGIA, JULY 1, 1966
(State Totals Include Military Population)

Age Group	Total	White			Nonwhite		
		Total	Male	Female	Total	Male	Female
Total, all ages	4,461,900	3,193,600	1,577,700	1,615,900	1,268,300	601,700	666,600
Under 1 year	109,300	71,000	36,000	35,000	38,300	19,000	19,300
1 - 4 years	424,500	279,000	142,700	136,300	145,500	72,400	73,100
5 - 9 years	498,000	327,500	167,100	160,400	170,500	85,100	85,400
10-14 years	465,700	316,200	160,900	155,300	149,500	74,800	74,700
15-24 years	682,000	484,600	246,800	237,800	197,400	96,600	100,800
25-34 years	575,200	433,800	214,800	219,000	141,400	63,700	77,700
35-44 years	571,700	434,700	214,500	220,200	137,000	61,700	75,300
45-54 years	481,700	359,100	177,300	181,800	122,600	56,400	66,200
55-64 years	324,900	243,700	114,200	129,500	81,200	36,100	45,100
65-74 years	220,400	162,100	70,900	91,200	58,300	24,700	33,600
75-84 years	90,600	69,100	27,800	41,300	21,500	9,100	12,400
85 years and over	17,900	12,800	4,700	8,100	5,100	2,100	3,000

TABLE XVII - TOTAL POPULATION BY CENSUS YEARS BY AGE AND RACE, GEORGIA, 1920-1960

Age	Number					Per Cent Distribution				
	1960	1950	1940	1930	1920	1960	1950	1940	1930	1920
Total										
Total, all ages	3,943,116	3,444,578	3,123,723	2,908,506	2,895,832	100.0	100.0	100.0	100.0	100.0
Under 5 years	471,901	422,486	313,122	316,404	363,229	11.9	12.3	10.0	10.9	12.5
5 - 14 years	851,848	666,501	644,065	692,770	747,685	21.6	19.3	20.6	23.8	25.8
15 - 24 years	602,765	567,999	633,048	622,962	580,363	15.3	16.5	20.3	21.4	20.0
25 - 44 years	1,013,165	1,005,559	897,303	744,444	737,099	25.7	29.2	28.7	25.6	25.5
45 - 64 years	712,776	562,378	477,471	416,804	362,405	18.1	16.3	15.3	14.3	12.5
65 years & over	290,661	219,655	158,714	113,278	102,111	7.4	6.4	5.1	3.9	3.5
Not reported	-	-	-	1,844	2,940	0	0	0	0.1	0.1
White										
Total, all ages	2,817,223	2,380,577	2,038,278	1,837,021	1,689,114	100.0	100.0	100.0	100.0	100.0
Under 5 years	308,752	276,321	193,741	200,353	217,864	11.0	11.6	9.5	10.9	12.9
5 - 14 years	567,780	431,958	401,814	427,296	423,031	20.2	18.1	19.8	23.3	25.0
15 - 24 years	427,490	385,584	403,636	376,348	323,636	15.2	16.2	19.8	20.5	19.2
25 - 44 years	766,114	722,534	597,165	482,449	443,295	27.2	30.4	29.3	26.3	26.2
45 - 64 years	531,801	409,754	336,232	271,590	214,251	18.9	17.2	16.5	14.8	12.7
65 years & over	215,286	154,426	105,690	78,022	65,896	7.6	6.5	5.1	4.2	3.9
Not reported	-	-	-	963	1,141	0	0	0	0.1	0.1
Nonwhite										
Total, all ages	1,125,893	1,064,001	1,085,445	1,071,485	1,206,718	100.0	100.0	100.0	100.0	100.0
Under 5 years	163,149	146,165	119,381	116,051	145,365	14.5	13.7	11.0	10.8	12.0
5 - 14 years	284,068	234,543	242,251	265,474	324,654	25.2	22.0	22.3	24.8	26.9
15 - 24 years	175,275	182,415	229,412	246,614	256,727	15.6	17.1	21.1	23.0	21.3
25 - 44 years	247,051	283,025	300,138	261,995	293,804	21.9	26.6	27.7	24.5	24.3
45 - 64 years	180,975	152,624	141,239	145,214	148,154	16.1	14.3	13.0	13.6	12.3
65 years & over	75,375	65,229	53,024	35,256	36,215	6.7	6.1	4.9	3.3	3.0
Not reported	-	-	-	881	1,799	0	0	0	0.1	0.1

Source: U.S. Census 1920, 1930, 1940, 1950, 1960.

TABLE XVIII - MARRIAGES BY RACE, BY COUNTY OF APPLICATION AND DIVORCES AND ANNULMENTS BY COUNTY OF OCCURRENCE, GEORGIA, 1966

County	Marriages				Divorces	Annulments
	Total	White	Nonwhite	Unknown	Total	Total
TOTAL	54,502	43,678	10,823	1	12,865	56
Appling	153	128	25	-	25	-
Atkinson	88	71	17	-	19	-
Bacon	92	84	8	-	17	1
Baker	48	32	16	-	6	-
Baldwin	169	95	74	-	87	1
Banks	38	38	-	-	6	1
Barrow	137	103	34	-	30	-
Bartow	263	226	37	-	93	-
Ben Hill	117	85	32	-	47	-
Berrien	115	106	9	-	33	-
Bibb	1,272	887	385	-	645	2
Bleckley	60	37	23	-	1	-
Brantley	223	217	6	-	14	-
Brooks	259	153	106	-	19	-
Bryan	64	49	15	-	8	-
Bulloch	166	114	52	-	49	-
Burke	135	50	85	-	32	-
Butts	79	50	29	-	4	-
Calhoun	-	-	-	-	1	-
Camden	2,164	1,898	266	-	47	1
Candler	64	39	25	-	10	-
Carroll	339	277	62	-	98	-
Catoosa	3,321	3,004	317	-	68	1
Charlton	3,108	2,702	406	-	13	-
Chatham	1,237	828	409	-	809	3
Chattahoochee	40	35	5	-	-	-
Chattooga	170	155	15	-	24	1
Cherokee	243	233	10	-	57	-
Clarke	472	357	115	-	138	1
Clay	97	49	48	-	1	-
Clayton	590	552	38	-	89	-
Clinch	103	83	20	-	16	-
Cobb	1,371	1,308	63	-	693	5
Coffee	238	190	48	-	75	-
Colquitt	350	278	72	-	62	-
Columbia	27	18	9	-	32	-
Cook	113	102	11	-	29	-
Coweta	352	219	133	-	84	2
Crawford	44	16	28	-	6	-
Crisp	179	115	64	-	17	-
Dade	2,685	2,628	57	-	20	-
Dawson	68	68	-	-	8	-
Decatur	828	599	229	-	26	-
DeKalb	2,630	2,385	245	-	1,128	7
Dodge	128	104	24	-	38	-
Dooly	84	59	25	-	10	-
Dougherty	874	611	263	-	361	2
Douglas	215	193	22	-	25	-
Early	108	72	36	-	16	-
Echols	261	241	20	-	4	-
Effingham	87	68	19	-	11	-
Elbert	124	84	40	-	24	-
Emanuel	129	87	42	-	40	1
Evans	86	61	25	-	18	-
Fannin	178	178	-	-	31	-
Fayette	67	54	13	-	5	-
Floyd	649	566	83	-	223	-
Forsyth	105	105	-	-	24	-
Franklin	188	179	9	-	19	-
Fulton	7,055	4,711	2,344	-	2,049	8
Gilmer	103	103	-	-	18	-
Glascock	52	16	36	-	1	-
Glynn	524	433	91	-	209	1
Gordon	246	234	12	-	68	1
Grady	851	767	84	-	25	-
Greene	77	34	43	-	20	-
Gwinnett	526	488	38	-	91	-
Habersham	136	132	4	-	48	-
Hall	423	377	46	-	124	-
Hancock	75	17	58	-	10	-
Haralson	460	435	25	-	47	-
Harris	89	50	39	-	13	-
Hart	441	373	68	-	20	-
Heard	127	116	10	1	3	-
Henry	158	99	59	-	33	-
Houston	502	408	94	-	57	-
Irwin	96	75	21	-	2	-
Jackson	213	190	23	-	40	-
Jasper	31	13	18	-	2	-

TABLE XVIII - MARRIAGES BY RACE, BY COUNTY OF APPLICATION AND DIVORCES AND ANNULMENTS BY COUNTY OF OCCURRENCE, GEORGIA, 1966 (CONT'D.)

County	Marriages				Divorces Total	Annulments Total
	Total	White	Nonwhite	Unknown		
Jeff Davis	104	85	19	-	29	-
Jefferson	107	41	66	-	18	-
Jenkins	53	14	39	-	21	-
Johnson	93	64	29	-	22	-
Jones	78	50	28	-	25	-
Lamar	92	58	34	-	12	-
Lanier	94	77	17	-	12	-
Laurens	301	216	85	-	71	-
Lee	56	31	25	-	3	-
Liberty	115	80	35	-	6	-
Lincoln	28	25	3	-	5	-
Long	80	65	15	-	7	-
Lowndes	1,183	973	210	-	222	1
Lumpkin	52	51	1	-	6	-
Macon	74	39	35	-	15	-
Madison	72	64	8	-	20	1
Marion	32	19	13	-	7	-
McDuffie	101	51	50	-	27	-
McIntosh	52	24	28	-	26	-
Meriwether	129	75	54	-	35	-
Miller	96	74	22	-	-	-
Mitchell	209	126	83	-	35	-
Monroe	95	62	33	-	18	-
Montgomery	76	51	25	-	9	-
Morgan	82	44	38	-	14	1
Murray	232	227	5	-	15	-
Muscogee	1,632	1,393	239	-	899	5
Newton	206	149	57	-	59	-
Oconee	51	39	12	-	11	-
Oglethorpe	78	55	23	-	-	-
Paulding	161	146	15	-	36	-
Peach	168	76	92	-	41	-
Pickens	115	112	3	-	15	-
Pierce	161	150	11	-	9	-
Pike	50	36	14	-	2	-
Polk	322	282	40	-	59	-
Pulaski	93	67	26	-	30	-
Putnam	79	53	26	-	12	-
Quitman	42	7	35	-	-	-
Rabun	57	57	-	-	3	-
Randolph	72	35	37	-	11	-
Richmond	746	630	116	-	1,081	1
Rockdale	144	99	45	-	33	-
Schley	43	24	19	-	8	-
Screven	73	35	38	-	25	-
Seminole	723	616	107	-	23	-
Spalding	376	287	89	-	128	-
Stephens	125	111	14	-	49	-
Stewart	84	24	60	-	5	-
Sumter	199	119	80	-	60	-
Talbot	61	24	37	-	6	-
Taliaferro	31	13	18	-	2	-
Tattall	117	89	28	-	8	-
Taylor	64	33	31	-	20	-
Telfair	149	103	46	-	25	-
Terrell	93	39	54	-	12	-
Thomas	474	342	132	-	110	-
Tift	267	204	63	-	71	-
Toombs	188	144	44	-	52	-
Towns	89	89	-	-	7	-
Treutlen	114	99	15	-	9	-
Troup	475	323	152	-	140	2
Turner	81	53	28	-	14	-
Twiggs	45	17	28	-	12	-
Union	72	72	-	-	9	-
Upson	212	178	34	-	63	-
Walker	807	725	82	-	156	-
Walton	168	126	42	-	44	1
Ware	410	331	79	-	53	2
Warren	28	12	16	-	1	-
Washington	129	57	72	-	15	-
Wayne	251	208	43	-	65	-
Webster	26	16	10	-	5	-
Wheeler	30	21	9	-	9	-
White	75	72	3	-	7	-
Whitfield	335	329	6	-	208	2
Wilcox	74	50	24	-	4	-
Wilkes	79	34	45	-	14	1
Wilkinson	86	55	31	-	14	-
Worth	207	136	71	-	16	-

TABLE XIX - MARRIAGES BY RACE AND AGE OF BRIDE BY AGE OF GROOM, 1966

Age of Bride	Age of Groom														
	Total	Unknown	13 & Under	14	15	16	17	18-19	20-24	25-29	30-39	40-49	50-59	60-69	70 & Over
Total*	54,502	9	-	1	13	108	518	8,921	21,116	8,022	7,288	4,471	2,390	1,114	531
Unknown	13	5	-	-	-	-	-	-	2	-	-	2	1	-	3
13 & Under	24	-	-	-	1	2	10	10	-	-	-	-	1	-	-
14	98	-	-	1	5	14	42	32	3	1	-	-	-	-	-
15	463	-	-	-	5	27	75	215	123	14	4	-	-	-	-
16	3,100	-	-	-	4	44	161	1,611	1,150	101	26	3	-	-	-
17	3,894	-	-	-	1	16	148	1,760	1,737	190	34	7	1	-	-
18-19	13,703	2	-	1	2	14	104	4,326	7,801	1,126	273	43	9	2	-
20-24	15,624	1	-	-	-	1	13	886	9,016	3,844	1,601	220	37	2	3
25-29	5,326	-	-	-	-	-	1	61	939	1,891	1,896	449	75	13	1
30-39	5,875	-	-	-	-	-	-	9	267	783	2,719	1,623	385	76	13
40-49	3,769	-	-	-	-	-	-	1	37	65	675	1,752	976	223	40
50-59	1,798	-	-	-	-	-	-	-	2	5	53	342	791	452	153
60-69	690	1	-	-	-	-	-	-	-	-	5	29	106	323	226
70 & Over	125	-	-	-	-	-	-	-	-	-	1	1	8	23	92
White															
Total	43,678	5	-	-	10	84	376	7,204	16,815	6,384	5,859	3,734	1,929	867	411
Unknown	8	2	-	-	-	-	-	-	2	-	-	2	1	-	1
13 & Under	13	-	-	-	-	-	-	6	-	-	-	-	1	-	-
14	58	-	-	-	1	5	10	23	18	1	-	-	-	-	-
15	261	-	-	-	3	20	40	123	66	8	1	-	-	-	-
16	2,418	-	-	-	3	36	118	1,297	868	75	20	1	-	-	-
17	3,027	-	-	-	1	13	127	1,391	1,320	142	27	5	1	-	-
18-19	11,214	2	-	-	2	9	71	3,606	6,352	914	216	33	7	2	-
20-24	12,485	-	-	-	-	1	9	699	7,202	3,076	1,285	182	29	-	2
25-29	4,156	-	-	-	-	-	-	49	718	1,475	1,496	356	52	9	-
30-39	4,750	-	-	-	-	-	-	9	230	628	2,182	1,342	292	58	9
40-49	3,163	-	-	-	-	-	-	1	31	60	584	1,488	805	164	30
50-59	1,468	-	-	-	-	-	-	-	2	5	43	298	646	362	112
60-69	555	1	-	-	-	-	-	-	-	-	4	26	91	252	181
70 & Over	102	-	-	-	-	-	-	-	-	-	1	1	4	20	76
Nonwhite															
Total	10,823	4	-	1	3	24	142	1,717	4,301	1,637	1,429	737	461	247	120
Unknown	5	3	-	-	-	-	-	-	-	-	-	-	-	-	2
13 & Under	11	-	-	-	-	1	2	4	4	-	-	-	-	-	-
14	40	-	-	-	-	-	4	19	14	2	1	-	-	-	-
15	202	-	-	-	2	7	35	92	57	6	3	-	-	-	-
16	682	-	-	-	1	8	43	314	282	26	6	2	-	-	-
17	867	-	-	-	-	3	21	369	417	48	7	2	-	-	-
18-19	2,489	-	-	1	-	5	33	720	1,449	212	57	10	2	-	-
20-24	3,139	1	-	-	-	-	4	187	1,814	768	316	38	8	2	1
25-29	1,170	-	-	-	-	-	-	12	221	416	400	93	23	4	1
30-39	1,124	-	-	-	-	-	-	-	37	154	537	281	93	18	4
40-49	606	-	-	-	-	-	-	-	6	5	91	264	171	59	10
50-59	330	-	-	-	-	-	-	-	-	-	10	44	145	90	41
60-69	135	-	-	-	-	-	-	-	-	-	1	3	15	71	45
70 & Over	23	-	-	-	-	-	-	-	-	-	-	-	4	3	16

* Includes 1 of unknown race.

PART 2 - MORBIDITY STATISTICS

G E O R G I A

1966

DEPARTMENT OF PUBLIC HEALTH

STATE OF GEORGIA

ATLANTA

700 - 10 - 67

TABLE OF CONTENTS

	Page
SYMBOLS	iv
INTRODUCTION	v
SUMMARY	vi-xi

FIGURES

Figure	
1. Tuberculosis case and death rates per 100,000 population, Georgia, 1935-1966	x

SUMMARY TABLES

Table	
A. Tuberculosis cases, numbers and rates, by activity status, by race, sex and age groups, Georgia, 1966	ix

GENERAL TABLES

Table	
I. Reported cases and deaths from notifiable diseases, Georgia, 1955-1966 .	1-2
II A. Reported cases of notifiable diseases, by race and age, Georgia, 1966 ..	3
II B. Rates per 100,000 population for notifiable diseases, by race and age, Georgia, 1966	4
III A. Reported cases of notifiable diseases by month, Georgia, 1966	5
III B. Estimated cases of certain diseases, by month, Georgia, 1966	5
IV. Reported cases of notifiable diseases by state total, rural and urban with rates per 100,000 population, Georgia, 1966	5
V. Reported cases of notifiable diseases with rates per 100,000 population, by county, Georgia, 1966	6-7
VI. Reported tuberculosis cases and deaths, by county and race, with rates per 100,000 population, Georgia, 1966	8-9

SYMBOLS USED IN THIS REPORT

- Quantity is zero in frequency table
- Data not available
- ... Rate or per cent not applicable
- 0.0 Rate or per cent more than zero but less than 0.05
- 0 Quantity is zero in rate table

INTRODUCTION

This report provides data on the reported incidence of notifiable diseases in Georgia in 1966, by county and city of occurrence, age and race of case, and month reported. The initial report was issued in 1948.

The statistics herein are based on cases reported by private physicians to the Division of Epidemiology. Sources of reports include county health departments, military and veterans hospitals, death certificates, the Georgia Department of Public Health Laboratories, Tuberculosis Control Service, and Venereal Disease Control Section. Cases of diphtheria, malaria, poliomyelitis, salmonellosis, shigellosis, and all zoonoses, particularly encephalitides suspected of being insect-borne, psittacosis, and rickettsial diseases, are each confirmed through investigation by the Epidemiologic Investigation Branch.

Completeness of data varies with disease and locale, as reporting of cases is influenced by popular interest, availability of effective treatment, hospital procedures, and emphasis placed on reporting by local health departments. Some diseases are generally well-reported, due to rarity of occurrence, registration for state-supported treatment, intensive case-finding programs, the limelight of public attention, or the use of state laboratories in connection with diagnosis. These include poliomyelitis, venereal diseases, tuberculosis, malaria, rabies, rickettsial diseases, diphtheria, and typhoid fever. Diseases believed poorly reported are meningitis other than tuberculous or meningococcal, rheumatic fever, tetanus, influenza, measles, staphylococcal infections, streptococcal infections, and whooping cough.

These factors should be considered in the interpretation of the data in the report. Also, care must be taken in considering rates based on small numbers.

In addition to the figures compiled from official sources, another estimate of occurrence of disease in Georgia has been sought by contacting physicians. Prior to 1959, each physician in Georgia received weekly a post-paid, addressed form card, but few cards were returned. Since that year, a random 10% sample of all general practitioners and pediatricians was chosen weekly for contact by cards. For some of the reportable diseases and certain other notifiable diseases, the estimates made on the basis of the 1966 data thus obtained are given in Table III B. The Epidemiology Section of the Department's annual descriptive report contains a comparison of direct and sampling reports for all notifiable diseases.

Diseases are classified according to the 7th Revision of the International Statistical Classification of Diseases, Injuries and Causes of Death.

Other health statistics may be obtained from the Georgia Department of Public Health, Biostatistics Service, 47 Trinity Avenue, S.W., Atlanta, Georgia 30334.

SUMMARY

On the following pages are presented summaries and additional details of the data contained in General Tables.

Dysentery

The dysentery case rate in 1966 was 15.0 per 100,000 population comparing with 15.4 in 1965 and 14.8 in 1964. Shigellosis comprised 99.1% (668 of 669) of the cases, 34 being reported at the Gracewood State School and Hospital in Richmond County. The remaining 6 cases were amebiasis, a condition which most rarely becomes acute, inasmuch as random surveys in Georgia have shown that 3% of the small populations tested were asymptomatic carriers.

Diphtheria

Five cases occurred, resulting in 3 deaths.

Hookworm disease

The rate of identified cases of hookworm disease in Georgia has dropped yearly, from 610.3 cases per 100,000 population in 1950 to 58.7 in 1966. (2,619 cases were reported in 1966.) All cases are reported from laboratory findings.

This infection occurs in the Coastal Plain of southern Georgia. Only isolated cases appear in hilly north Georgia. The infection is minimal in most patients.

Infectious hepatitis

In 1966, 536 cases were reported, a rate of 12.0 cases per 100,000 population. Primarily 5-24 year olds were attacked, 39% of the cases being 5-14 years old and 22%, 15-24 years old. Case rates were 21.8 per 100,000 population in the 5-14 age group, 17.6 in the 15-24 group.

After an epidemic peak of 42.9 cases per 100,000 population in 1952, the rate of reported cases declined yearly, reaching a low of 3.6 in 1957. In 1958 the rate again began to rise until in 1961 it was 19.2. However, the death and fatality rates have followed different patterns since 1956, as Table I reveals.

Meningococcal infections

There were 105 cases reported in 1966. Thirty-two per cent of the reported cases were under 5 years old. The rate in this group was 6.4 reported cases per 100,000 population, whereas the overall rate was 2.4. Sixteen of the cases were military personnel.

Meningitis, other than meningococcal or tuberculous

Under this classification, added to the notifiable list in 1956, 92 cases were reported in 1966, or 2.1 cases per 100,000 population. Twenty-seven cases occurred in persons under 1 year old, with a rate of 24.7 cases per 100,000.

Poliomyelitis

Only 1 case was reported in 1966 in Georgia, a case occurring in a 2 year old white male from Fulton County.

Psittacosis

No cases of psittacosis were reported in 1966. The number of cases rose from 1 in 1952 to 14 in 1955, as parakeets became popular household pets. Banding of parakeets, according to state law, enabled epidemiologists to trace infected birds and halt sales from infected aviaries. In 1956, the number of cases began to decline.

Salmonellosis

There were 605 cases reported in 1966, 99.3% of these reports being derived from laboratory findings on specimens submitted by private physicians for identification and typing. The case rate was 13.6 per 100,000 population; 70 cases were under 1 year, with a rate of 64.0. One death was recorded from salmonellosis.

Tetanus

Of the 9 cases reported, 7 were first reported by death certificates. The rate was 0.2 per 100,000 population. All of the cases occurred in the age group 55 years and over. Six of the cases were females; the remaining 3 were nonwhite males.

Tularemia

Three cases were reported, with a rate of 0.1 cases per 100,000 population.

Rickettsial diseases

Rocky Mountain Spotted fever

This disease, communicated by the bite of an infected American dog tick, occurs mostly in the Northern Mountain and Piedmont sections of Georgia. Twenty-two cases were reported in 1966, with a rate of 0.5 per 100,000 population. Three of these cases resulted in death giving a fatality rate of 13.6 per 100 cases.

Typhus fever

No cases were reported in 1966. Twenty years ago, the case total ran consistently in excess of 1,000 per year.

Venereal diseases

In 1966, there were 19,113 cases reported, compared with 16,586 in 1965. The total rate, 428.4, in 1966, was greater than the 1965 rate of 380.4 per 100,000 population.

Gonorrhea, with 15,712 cases reported, comprised 82% of the reported cases of venereal diseases in 1966. The number of reported cases was greater in 1966 than 1965.

The 1966 case rate for primary and secondary syphilis was lower than the 1965 rate, (34.1 and 37.2, respectively).

Rheumatic fever

Sixteen cases were reported in 1966, with a rate of 0.4 cases per 100,000 population, but it is believed to be vastly underreported. There were 11 deaths listed as due to this disease in 1966.

Tuberculosis

Table A provides numbers and rates of newly reported cases in 1965, allowing comparison with respect to race, sex, age, and activity status. The classification "active or probably active" includes cases for which tubercle bacilli were demonstrated and cases for which activity was indicated by chest X-rays, unexplained pleurisy with effusion, or clinically active extra-pulmonary tuberculosis. In the "other" category falls conditions of excessive pulmonary fibrosis and nodulation, cases with a record of active disease or treated in the previous five years, cases with X-ray indications of collapse therapy, and active primary pulmonary cases.

The total number and rate of newly reported cases is slightly less in 1966 than in 1965. The number decreased from 1,361 in 1965 to 1,353 in 1966 and the rate from 31.2 to 30.3.

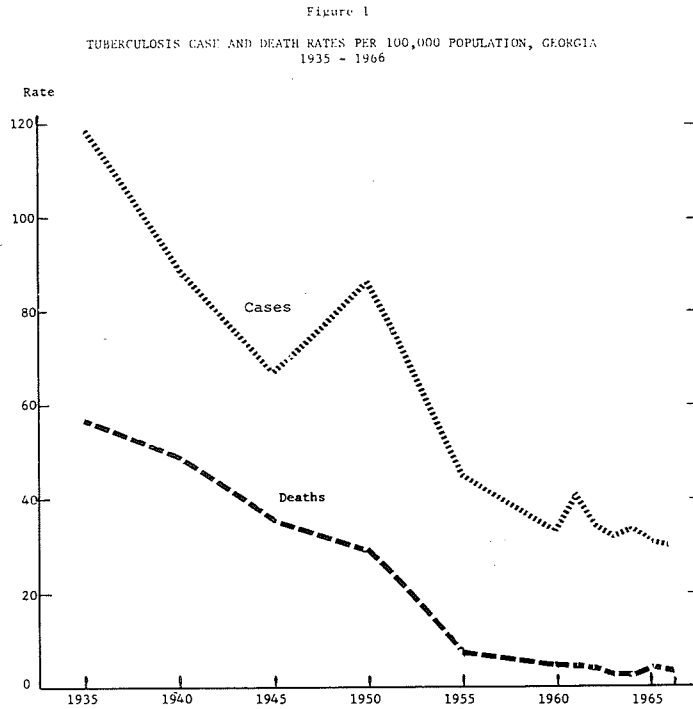
For "active or probably active" cases in both white and nonwhite the rate is higher for males than for females.

TUBERCULOSIS CASES, NUMBERS AND RATES, BY ACTIVITY STATUS,
BY RACE, SEX AND AGE GROUPS, GEORGIA, 1966

Activity Status, Race and Sex	Age in Years							
	Total	Under 5	5-14	15-24	25-44	45-64	65 & Over	Unknown
Number								
Total, all cases	1,353*	81	106	98	343*	452	244	29
"Active or probably active" cases								
Total	1,274	81	105	97	322	420	224	25
White	573	20	25	26	133	214	143	12
Male	407	9	14	12	86	187	91	8
Female	166	11	11	14	47	27	52	4
Nonwhite	701	61	80	71	189	206	81	13
Male	400	26	44	28	100	152	45	5
Female	301	35	36	43	89	54	36	8
"Other" cases								
Total	79*	-	1	1	21*	32	20	4
White	58	-	-	-	14	25	16	3
Male	38	-	-	-	11	18	8	1
Female	20	-	-	-	3	7	8	2
Nonwhite	20	-	1	1	6	7	4	1
Male	13	-	-	1	5	5	2	-
Female	7	-	1	-	1	2	2	1
Rate per 100,000 Population								
Total, all cases	30.3	15.2	11.0	14.4	29.9	56.0	74.2	...
"Active or probably active" cases								
Total	28.6	15.2	10.9	14.2	28.1	52.1	68.1	...
White	17.9	5.7	3.9	5.4	15.3	35.5	58.6	...
Male	25.8	5.0	4.3	4.9	20.0	64.2	88.0	...
Female	10.3	6.4	3.5	5.9	10.7	8.7	37.0	...
Nonwhite	55.3	33.2	25.0	36.0	67.9	101.1	95.4	...
Male	66.5	28.4	27.5	29.0	79.7	164.3	125.3	...
Female	45.2	37.9	22.5	42.7	58.2	48.5	73.5	...
"Other" cases								
Total	1.8	0	0.1	0.1	1.8	4.0	6.1	...
White	1.8	0	0	0	1.6	4.1	6.6	...
Male	2.4	0	0	0	2.6	6.2	7.7	...
Female	1.2	0	0	0	0.7	2.2	5.7	...
Nonwhite	1.6	0	0.3	0.5	2.2	3.4	4.7	...
Male	2.2	0	0	1.0	4.0	5.4	5.6	...
Female	1.1	0	0.6	0	0.7	1.8	4.1	...

* Includes 1 of unknown race.

The history of tuberculosis in Georgia since 1935 is illustrated in Figure 1. Case and death rates have declined at different rates.



Typhoid fever

Four cases occurred, no deaths resulting. The overall rate was 0.1 cases per 100,000 population.

Undulant fever

Seven cases were reported in 1966, with a rate of 0.2 per 100,000 population.

Infectious encephalitis

Seventeen cases of infectious encephalitis, unspecified, were reported in 1966, with a rate of 0.4 cases per 100,000 population. Only 1 case was confirmed as Anthropod-borne.

Specified communicable diseases

Morbidity data are so incomplete for the following diseases that it is of advantage to mention the mortality data also.

Disease	Reported Data		Rates per 100,000 Population	
	Cases	Deaths	Cases	Deaths
Influenza	69	64	1.5	1.4
Measles	240	7	5.4	0.2
Streptococcal Infections	302	2	6.8	0.0
Whooping cough	6	2	0.1	0.0
German Measles	493	-	11.0	0

Scarlet fever and streptococcal sore throat are included in the streptococcal infections.

Deaths are reported by place of residence.

Rabies in Man

No cases of rabies in man have been reported since 1960.

Malaria

In 1966, 51 cases of malaria were reported in military personnel returning from overseas assignments.



TABLE I
 REPORTED CASES AND DEATHS FROM NOTIFIABLE DISEASES, GEORGIA, 1957 - 1966
 (Case and death rates are per 100,000 population, fatality ratio is per 100 reported cases)

Disease and Year	Cases		Deaths		Fatality	Disease and Year	Cases		Deaths		Fatality		
	Number	Rate	Number	Rate	Ratio		Number	Rate	Number	Rate	Ratio		
Diphtheria (55)	1957	122	3.2	8	0.2	6.6	1957	17	0.4	6	0.2	35.3	
	1958	101	2.6	9	0.2	8.9	Encephali-	1958	39	1.0	6	0.2	15.4
	1959	104	2.6	5	0.1	4.8	tis, in-	1959	26	0.7	18	0.5	69.2
	1960	53	1.3	3	0.1	5.7	fectious	1960	15	0.4	13	0.3	86.7
	1961	64	1.6	6	0.1	9.4	(82)	1961	17	0.4	6	0.1	35.3
	1962	47	1.1	2	0.0	4.3		1962	26	0.6	14	0.3	53.8
	1963	26	0.6	5	0.1	19.2		1963	18	0.4	18	0.4	100.0
	1964	32	0.8	2	0.0	6.3		1964	20	0.5	14	0.3	70.0
	1965	16	0.4	1	0.0	6.3		1965	14	0.3	13	0.3	92.9
	1966	15	0.3	3	0.1	20.0		1966	17	0.4	13	0.3	76.5
Hookworm (129)	1957	10,280	265.9	-	0	0	Infectious	1957	140	3.6	27	0.7	19.3
	1958	9,037	229.7	-	0	0	Hepatitis	1958	148	3.8	32	0.8	21.6
	1959	8,131	204.1	-	0	0	(92)	1959	149	3.7	20	0.5	13.4
	1960	6,950	175.7	-	0	0		1960	324	8.2	16	0.4	4.9
	1961	6,680	166.7	-	0	0		1961	771	19.2	12	0.3	1.6
	1962	5,157	125.9	1	0.0	0.0		1962	272	6.6	25	0.6	9.2
	1963	4,176	100.2	-	0	0		1963	177	4.2	27	0.6	15.3
	1964	3,818	90.4	1	0.0	0.0		1964	127	3.0	15	0.4	11.8
	1965	3,441	78.9	-	0	0		1965	166	3.8	15	0.3	9.0
	1966	2,619	58.7	-	0	0		1966	536	12.0	20	0.4	3.7
Influenza (480-483)	1957	20,988	542.9	341	8.8	1.6	Meningitis	1957	93	2.4	54	1.4	58.1
	1958	2,733	69.5	208	5.3	7.6	other than	1958	148	3.8	67	1.7	45.3
	1959	201	5.0	102	2.6	50.7	meningococ-	1959	75	1.9	62	1.6	82.7
	1960	498	12.6	353	8.9	70.9	cal and	1960	68	1.7	52	1.3	76.5
	1961	108	2.7	81	2.0	75.0	tuberculous	1961	94	2.3	81	2.0	86.2
	1962	1,098	26.8	104	2.5	9.5	(340)	1962	123	3.0	70	1.7	56.9
	1963	2,313	55.5	261	6.3	11.3		1963	92	2.2	72	1.7	78.3
	1964	503	11.9	40	0.9	8.0		1964	79	1.9	60	1.4	75.9
	1965	5,423	124.4	87	2.0	1.6		1965	85	1.9	68	1.6	80.0
	1966	69	1.5	64	1.4	92.8		1966	92	2.1	72	1.6	78.3
Measles (85)	1957	6,164	159.4	20	0.5	0.3	Meningo-	1957	71	1.8	23	0.5	32.4
	1958	7,040	179.0	13	0.3	0.2	coccal	1958	31	0.8	14	0.4	45.2
	1959	491	12.3	14	0.4	2.9	infections	1959	30	0.8	24	0.6	80.0
	1960	236	6.0	13	0.3	5.5	(57)	1960	38	1.0	26	0.7	68.4
	1961	496	12.4	16	0.4	3.2		1961	23	0.6	13	0.3	56.5
	1962	431	10.5	15	0.4	3.5		1962	32	0.8	31	0.8	96.9
	1963	226	5.4	11	0.3	4.9		1963	42	1.0	19	0.5	45.2
	1964	222	5.3	9	0.2	4.1		1964	107	2.5	39	0.9	36.4
	1965	688	15.8	16	0.4	2.3		1965	71	1.6	30	0.7	42.3
	1966	240	5.4	7	0.2	2.9		1966	105	2.4	29	0.6	27.6
Poliomyelitis (80)	1957	93	2.4	2	0.1	2.2	Psittacosis	1957	11	0.3	-	0	0
	1958	70	1.8	1	0.0	1.4	(96.2)	1958	2	0.1	-	0	0
	1959	182	4.6	9	0.2	4.9		1959	3	0.1	-	0	0
	1960	30	0.8	2	0.1	6.7		1960	-	0	-	0	0
	1961	26	0.6	2	0.0	7.7		1961	2	0.0	-	0	0
	1962	20	0.5	1	0.0	5.0		1962	-	0	-	0	0
	1963	26	0.6	1	0.0	3.8		1963	3	0.1	-	0	0
	1964	4	0.1	2	0.0	50.0		1964	4	0.1	-	0	0
	1965	1	0.0	1	0.0	100.0		1965	-	0	-	0	0
	1966	1	0.0	-	0	0		1966	-	0	-	0	0
Rocky Mtn. spotted fever (104)	1957	21	0.5	2	0.1	9.5	Rheumatic	1957	49	1.3	12	0.3	24.5
	1958	26	0.7	-	0	0	fever	1958	61	1.6	19	0.4	31.1
	1959	21	0.5	-	0	0	(400-402)	1959	23	0.6	15	0.4	65.2
	1960	15	0.4	1	0.0	6.7		1960	16	0.4	15	0.4	93.8
	1961	6	0.1	-	0	0		1961	14	0.3	11	0.3	78.6
	1962	10	0.2	1	0.0	10.0		1962	13	0.3	13	0.3	100.0
	1963	15	0.4	1	0.0	6.7		1963	9	0.2	9	0.2	100.0
	1964	17	0.4	1	0.0	5.9		1964	30	0.7	9	0.2	30.0
	1965	16	0.4	1	0.0	6.3		1965	22	0.5	10	0.2	45.5
	1966	22	0.5	3	0.1	13.6		1966	16	0.4	11	0.2	68.8
Salmonellosis (41-42)	1957	255	5.3	1	0.0	0.4	Strepto-	1957	5,965	150.3	7	0.2	0.1
	1958	244	6.2	1	0.0	0.4	coccal in-	1958	8,574	217.9	2	0.1	0.0
	1959	280	7.0	1	0.0	0.4	fection	1959	422	10.6	8	0.2	1.9
	1960	298	7.5	5	0.1	1.7	(50-51)	1960	174	4.4	4	0.1	2.3
	1961	321	8.0	-	0	0		1961	204	5.1	3	0.1	1.5
	1962	357	8.7	2	0.0	0.6		1962	413	10.1	3	0.1	0.7
	1963	481	11.5	2	0.0	0.4		1963	194	4.7	3	0.1	1.5
	1964	589	13.9	3	0.1	0.5		1964	682	16.1	5	0.1	0.7
	1965	822	18.9	2	0.0	0.2		1965	745	17.1	5	0.1	0.7
	1966	605	13.6	1	0.0	0.2		1966	302	6.8	2	0.0	0.7

TABLE I

REPORTED CASES AND DEATHS FROM NOTIFIABLE DISEASES, GEORGIA, 1957 - 1966 (CONT'D.)
(Case and death rates are per 100,000 population, fatality ratio is per 100 reported cases)

Disease and Year	Cases		Deaths		Fatality Ratio	Disease and Year	Cases		Deaths		Fatality Ratio		
	Number	Rate	Number	Rate			Number	Rate	Number	Rate			
Shigellosis (45)	1957	246	6.4	7	0.2	2.8	Tetanus (61)	1957	27	0.7	22	0.6	81.5
	1958	324	8.2	6	0.1	1.9		1958	23	0.6	10	0.2	43.5
	1959	533	13.4	9	0.2	1.7		1959	15	0.4	14	0.4	93.3
	1960	616	15.6	9	0.2	1.5		1960	14	0.4	11	0.3	78.6
	1961	502	12.5	8	0.2	1.6		1961	33	0.8	22	0.5	66.7
	1962	499	12.2	5	0.1	1.0		1962	14	0.3	13	0.3	92.9
	1963	459	11.0	6	0.1	1.3		1963	11	0.3	9	0.2	81.8
	1964	624	14.8	9	0.2	1.4		1964	7	0.2	4	0.1	57.1
	1965	672	15.4	3	0.1	0.4		1965	13	0.3	13	0.3	100.0
	1966	663	14.9	6	0.1	0.9		1966	9	0.2	7	0.2	77.8
Tuberculosis (1-19)	1957	1,630	42.2	262	6.8	16.1	Tularemia (59)	1957	31	0.8	-	0	0
	1958	1,700	43.2	268	6.8	15.8		1958	27	0.7	-	0	0
	1959	1,439	36.1	222	5.6	15.4		1959	22	0.6	-	0	0
	1960	1,336	33.8	209	5.3	15.6		1960	15	0.4	-	0	0
	1961	1,627	40.6	195	4.9	12.0		1961	15	0.4	-	0	0
	1962	1,398	34.1	177	4.3	12.7		1962	19	0.5	-	0	0
	1963	1,369	32.8	147	3.5	10.7		1963	31	0.7	-	0	0
	1964	1,413	33.4	117	2.8	8.3		1964	14	0.3	-	0	0
	1965	1,361	31.2	153	3.5	11.2		1965	59	1.4	-	0	0
	1966	1,353	30.3	135	3.0	10.0		1966	3	0.1	-	0	0
Typhoid fever (40)	1957	31	0.8	-	0	0	Typhus fever (101-103, 105-107)	1957	15	0.4	1	0.0	6.7
	1958	33	0.8	-	0	0		1958	3	0.1	-	0	0
	1959	27	0.7	2	0.1	7.4		1959	8	0.2	-	0	0
	1960	27	0.7	1	0.0	3.7		1960	4	0.1	1	0.0	25.0
	1961	34	0.8	1	0.0	2.9		1961	8	0.2	-	0	0
	1962	21	0.5	1	0.0	4.8		1962	5	0.1	1	0.0	20.0
	1963	14	0.3	1	0.0	7.1		1963	1	0.0	-	0	0
	1964	27	0.6	2	0.0	7.4		1964	1	0.0	-	0	0
	1965	14	0.3	2	0.0	14.3		1965	-	0	-	0	0
	1966	4	0.1	-	0	0		1966	-	0	-	0	0
Undulant fever (44)	1957	20	0.5	1	0.0	5.0	Whooping cough (56)	1957	240	6.2	5	0.1	2.1
	1958	25	0.6	-	0	0		1958	135	3.0	6	0.2	4.4
	1959	32	0.8	-	0	0		1959	90	2.3	18	0.5	20.0
	1960	5	0.1	-	0	0		1960	21	0.5	7	0.2	33.3
	1961	14	0.3	-	0	0		1961	12	0.3	3	0.1	25.0
	1962	14	0.3	-	0	0		1962	8	0.2	-	0	0
	1963	17	0.4	-	0	0		1963	18	0.4	8	0.2	44.4
	1964	16	0.4	-	0	0		1964	19	0.4	7	0.2	36.8
	1965	10	0.2	-	0	0		1965	26	0.6	2	0.0	7.7
	1966	7	0.2	-	0	0		1966	6	0.1	2	0.0	33.3
Syphilis, primary & secondary (21.0-21.3)	1957	630	16.3	-	0	0	Syphilis, (all other) (20, 22-29)	1957	3,155	81.6	90	2.3	2.9
	1958	690	17.5	-	0	0		1958	2,944	74.8	98	2.4	3.3
	1959	756	19.0	-	0	0		1959	2,366	59.4	85	2.1	3.6
	1960	961	23.3	-	0	0		1960	2,683	67.8	65	1.6	2.4
	1961	1,049	26.2	-	0	0		1961	2,710	67.6	76	1.9	2.8
	1962	988	24.1	-	0	0		1962	2,223	54.3	59	1.5	2.7
	1963	1,076	25.8	-	0	0		1963	2,065	49.5	65	1.6	3.1
	1964	1,215	28.8	-	0	0		1964	1,428	33.8	70	1.7	4.9
	1965	1,624	37.2	-	0	0		1965	1,594	36.6	52	1.2	3.3
	1966	1,523	34.1	-	0	0		1966	1,774	39.8	48	1.1	2.7
Gonorrhoea (30-35)	1957	12,385	320.4	-	0	0	All other Venereal diseases (36-39)	1957	378	9.8	2	0.1	0.5
	1958	13,827	351.5	-	0	0		1958	272	6.9	7	0.2	2.6
	1959	11,154	280.0	2	0.1	0.0		1959	291	7.3	1	0.0	0.3
	1960	10,545	266.6	2	0.1	0.0		1960	313	7.9	-	0	0
	1961	10,015	250.0	1	0.0	0.0		1961	364	9.1	1	0.0	0.3
	1962	10,075	245.9	2	0.0	0.0		1962	386	9.4	-	0	0
	1963	10,798	259.1	2	0.0	0.0		1963	422	10.1	1	0.0	0.2
	1964	12,893	305.2	2	0.0	0.0		1964	404	9.6	-	0	0
	1965	13,213	303.0	-	0	0		1965	155	3.6	1	0.0	0.6
	1966	15,712	352.1	4	0.1	0.0		1966	104	2.3	-	0	0

TABLE II-A
 REPORTED CASES OF NOTIFIABLE DISEASES BY RACE AND AGE, GEORGIA, 1966

Diseases		Total	Under 1 Year	1 - 4 Years	5 - 9 Years	10-14 Years	15-24 Years	25-34 Years	35-44 Years	45-54 Years	55-64 Years	65-74 Years	75 Years and Over	Unknown Age
Diphtheria (55)	Total	15	1	8	2	2	-	-	-	1	-	1	-	-
	White	5	-	4	-	1	-	-	-	-	-	-	-	-
	Nonwhite	10	1	4	2	1	-	-	-	1	-	1	-	-
Encephalitis infectious (82)	Total	17	-	4	3	4	3	-	-	1	2	-	-	-
	White	10	-	3	2	3	-	-	-	1	1	-	-	-
	Nonwhite	7	-	1	1	1	3	-	-	-	1	-	-	-
Infectious Hepatitis (92)	Total	536	3	32	121	89	120	45	31	14	15	9	5	52
	White	444	2	28	106	73	105	42	28	11	12	8	5	24
	Nonwhite	51	1	1	9	10	10	3	3	3	3	1	-	7
	Unknown	41	-	3	6	6	5	-	-	-	-	-	-	21
Meningococcal Infections (57)	Total	105	15	19	11	5	22	4	4	6	5	1	1	12
	White	51	7	10	3	4	18	1	2	1	1	-	1	3
	Nonwhite	46	6	9	7	1	4	3	2	5	4	1	-	4
	Unknown	8	2	-	1	-	-	-	-	-	-	-	-	5
Rocky Mountain spotted fever (104)	Total	22	-	5	8	3	1	-	1	3	1	-	-	-
	White	21	-	5	8	3	1	-	1	2	1	-	-	-
	Nonwhite	1	-	-	-	-	-	-	-	1	-	-	-	-
Salmonellosis (42)	Total	605	70	106	57	20	49	32	32	40	22	13	6	158
	White	452	52	94	54	17	42	26	27	35	17	13	5	70
	Nonwhite	93	11	9	3	3	7	6	5	5	3	-	-	41
	Unknown	60	7	3	-	-	-	-	-	-	2	-	1	47
Shigellosis (45)	Total	663	35	125	67	50	49	21	13	4	4	5	3	287
	White	273	11	61	44	38	34	8	8	3	3	3	3	57
	Nonwhite	309	22	60	22	11	14	13	5	1	1	2	-	158
	Unknown	81	2	4	1	1	1	-	-	-	-	-	-	72
Meningitis, other than meningococcal or tuberculous (340)	Total	92	27	18	10	4	9	2	4	4	8	3	2	1
	White	46	16	5	6	2	5	2	-	3	4	2	-	1
	Nonwhite	46	11	13	4	2	4	-	4	1	4	1	2	-
	Unknown	-	-	-	-	-	-	-	-	-	-	-	-	-
Venereal disease (20-39)	Total	19,113	23	12	49	134	10,802	4,505	1,391	484	262	68	7	1,376
	White	2,666	1	4	13	11	1,333	604	230	119	88	21	-	242
	Nonwhite	16,447	22	8	36	123	9,469	3,901	1,161	365	174	47	7	1,134
Gonorrhea (30-35)	Total	15,712	13	9	47	109	9,819	3,936	1,018	223	58	8	1	471
	White	2,299	1	4	13	10	1,296	561	183	59	21	1	-	150
	Nonwhite	13,413	12	5	34	99	8,523	3,375	835	164	37	7	1	321
Syphilis, primary and secondary (21)	Total	1,523	-	2	1	21	601	298	94	25	9	1	-	471
	White	36	-	-	-	1	15	14	2	3	-	-	-	1
	Nonwhite	1,487	-	2	1	20	586	284	92	22	9	1	-	470
Syphilis other (20, 22-29)	Total	1,774	10	1	-	4	321	246	266	235	193	59	6	433
	White	327	-	-	-	-	21	28	43	57	67	20	-	91
	Nonwhite	1,447	10	1	-	4	300	218	223	178	126	39	6	342
Other Venereal diseases (36-39)	Total	104	-	-	1	-	61	25	13	1	2	-	-	1
	White	4	-	-	-	-	1	1	2	-	-	-	-	-
	Nonwhite	100	-	-	1	-	60	24	11	1	2	-	-	1

TABLE II-B
 RATES PER 100,000 POPULATION FOR NOTIFIABLE DISEASES BY RACE AND AGE, GEORGIA, 1966

Diseases	Total	Under 1 Year	1-4 Years	5-9 Years	10-14 Years	15-24 Years	25-34 Years	35-44 Years	45-54 Years	55-64 Years	65-74 Years	75 Years and Over	Unknown Age	
Diphtheria (55)	Total White Nonwhite	0.3 0.2 0.8	0.9 0 2.6	1.9 1.4 2.7	0.4 0 1.2	0.4 0.3 0.7	0 0 0	0 0 0	0 0 0.8	0.2 0 0	0 0 0	0.5 0 1.7	0 0 0
Encephalitis infectious (82)	Total White Nonwhite	0.4 0.3 0.6	0 0 0	0.9 1.1 0.7	0.6 0.6 0.6	0.9 0.9 0.7	0.4 0 1.5	0 0 0	0 0.3 0	0.6 0.4 1.2	0 0 0	0 0 0	0 0 0
Infectious hepatitis (92)	Total White Nonwhite	12.0 13.9 4.0	2.7 2.8 2.6	7.5 10.0 0.7	24.3 32.4 5.3	19.1 23.1 6.7	17.6 21.7 5.1	7.8 9.7 2.1	5.4 6.4 2.2	2.9 3.1 2.4	4.6 4.9 3.7	4.1 4.9 1.7	4.6 6.1 0
Meningococcal Infections (57)	Total White Nonwhite	2.4 1.6 3.6	13.7 9.9 15.7	4.5 3.6 6.2	2.2 0.9 4.1	1.1 1.3 0.7	3.2 3.7 2.0	0.7 0.2 2.1	0.7 0.5 1.5	1.2 0.3 4.1	1.5 0.4 4.9	0.5 0 1.7	0.9 1.2 0
Rocky Mountain Spotted Fever (104)	Total White Nonwhite	0.5 0.7 0.1	0 0 0	1.2 1.8 0	1.6 2.4 0	0.6 0.9 0	0.1 0.2 0	0 0 0	0.2 0.2 0	0.6 0.6 0.8	0.3 0.4 0	0 0 0	0 0 0
Salmonellosis (42)	Total White Nonwhite	13.6 14.2 7.3	64.0 73.2 28.7	25.0 33.7 6.2	11.4 16.5 1.8	4.3 5.4 2.0	7.2 8.7 3.5	5.6 6.0 4.2	5.6 6.2 3.6	8.3 9.7 4.1	6.8 7.0 3.7	5.9 8.0 0	5.5 6.1 0
Shigellosis (45)	Total White Nonwhite	14.9 8.5 24.4	32.0 15.5 57.4	29.4 21.9 41.2	13.5 13.4 12.9	10.7 12.0 7.4	7.2 7.0 7.1	3.7 1.8 9.2	2.3 1.8 3.6	0.8 0.8 0.8	1.2 1.3 1.2	2.3 1.9 3.4	2.8 3.7 0
Meningitis, other than meningococcal and tuberculous (340)	Total White Nonwhite	2.1 1.4 3.6	24.7 22.5 28.7	4.2 1.8 8.9	2.0 1.8 2.3	0.9 0.6 1.3	1.3 1.0 2.0	0.3 0.5 0	0.7 0 2.9	0.8 0.8 0.8	2.5 1.6 4.9	1.4 1.2 1.7	1.8 0 7.5
Venereal diseases (20-39)	Total White Nonwhite	428.4 83.5 1296.8	21.0 1.4 57.4	2.8 1.4 5.5	9.8 4.0 21.1	28.8 3.5 82.3	1583.9 275.1 4796.9	783.2 139.2 2758.8	243.3 52.9 847.4	100.5 33.1 297.7	80.6 36.1 214.3	30.9 13.0 80.6	6.5 0 26.3
Gonorrhea (30-35)	Total White Nonwhite	352.1 72.0 1057.6	1.2 1.4 31.3	2.1 1.4 3.4	9.4 4.0 19.9	23.4 3.2 66.2	1439.7 267.4 4317.6	684.3 129.3 2386.8	178.1 42.1 609.5	46.3 16.4 133.8	17.9 8.6 45.6	3.6 0.6 12.0	0.9 0 3.8
Syphilis, primary and secondary (21)	Total White Nonwhite	34.1 1.1 117.2	0 0 0	0.5 0 1.4	0.2 0 0.6	4.5 0.3 13.4	88.1 3.1 296.9	51.8 3.2 200.8	16.4 0.5 67.2	5.2 0.8 17.9	2.8 0 11.1	0.5 0 1.7	0 0 0
Syphilis, other (20, 22-29)	Total White Nonwhite	39.8 10.2 114.1	9.1 0 26.1	0.2 0 0.7	0 0 0	0.9 0 2.7	47.1 4.3 152.0	42.8 6.5 154.2	46.5 9.9 162.8	48.8 15.9 145.2	59.4 27.5 155.2	26.8 12.3 66.9	5.5 0 22.6
Other Venereal diseases (36-39)	Total White Nonwhite	2.3 0.1 7.9	0 0 0	0 0 0	0.2 0 0.6	0 0 0	8.9 0.2 30.4	4.3 0.2 17.0	2.3 0.5 8.0	0.2 0 0.8	0.6 0 2.5	0 0 0	0 0 0

TABLE III-A
REPORTED CASES OF NOTIFIABLE DISEASES BY MONTH, GEORGIA, 1966

Cases	Total	Jan.	Feb.	Mar.	Apr.	May	June	July	Aug.	Sept.	Oct.	Nov.	Dec.
Diphtheria (55)	15	3	-	-	-	-	2	2	-	2	4	2	-
Encephalitis infectious (82)	17	-	3	-	1	1	-	3	3	1	2	1	2
Hookworm (129)	2,619	206	208	275	186	194	184	219	262	210	339	202	134
Infectious Hepatitis (92)	536	8	20	47	69	56	41	26	53	42	61	52	61
Influenza (480-483)	69	10	17	14	5	6	1	2	2	1	3	6	2
Measles (85)	240	23	64	60	34	33	12	4	2	1	-	3	4
Meningitis, unspecified (340)	92	8	10	7	9	10	3	7	11	5	7	7	8
Meningococcal infections (57)	105	11	20	19	18	10	1	2	1	4	8	4	7
Polomyelitis (80)	1	-	-	1	-	-	-	-	-	-	-	-	-
Psittacosis (96.2)	-	-	-	-	-	-	-	-	-	-	-	-	-
Rabies in Man (94)	-	-	-	-	-	-	-	-	-	-	-	-	-
Rheumatic fever (400-402)	5	2	-	-	-	1	-	1	-	-	-	-	1
Rocky Mt. Spotted Fever (104)	22	-	-	-	-	-	2	5	5	5	1	-	4
Salmonellosis (42)	605	58	31	31	34	112	53	34	68	48	52	54	30
Shigellosis (45)	663	35	26	25	23	40	46	71	81	115	77	56	68
Streptococcal infections (50-51)	302	14	32	32	30	29	9	14	10	25	30	28	39
Tularemia (59)	3	-	-	-	-	1	-	1	-	1	-	-	-
Typhoid Fever (40)	4	-	-	-	-	1	-	-	1	2	-	-	-
Typhus Fever (101)	-	-	-	-	-	-	-	-	-	-	-	-	-
Undulant Fever (44)	7	-	1	1	-	1	2	-	2	-	-	-	-
Whooping Cough (56)	-	-	-	-	-	-	-	-	-	-	-	-	-

TABLE III-B - ESTIMATED NUMBER OF SPECIFIED DISEASES BY MONTH, GEORGIA, 1966

Cases	Total	Jan.	Feb.	Mar.	Apr.	May	June	July	Aug.	Sept.	Oct.	Nov.	Dec.
Amebiasis (46)	170	-	10	30	-	10	10	10	-	-	40	60	-
Chickenpox (87)	410	-	10	60	140	120	40	10	-	-	-	30	-
Conjunctivitis, infectious (370)	3,250	340	310	270	570	150	210	210	-	190	270	520	110
German measles (86)	1,140	170	60	190	170	110	170	90	-	20	70	60	30
Infectious hepatitis (92)	640	50	100	70	60	80	20	40	-	40	80	40	60
Influenza (480-483)	30,380	5,830	9,740	5,670	2,740	1,080	540	180	200	370	1,220	1,720	1,090
Measles (85)	3,320	490	270	910	560	250	540	90	-	10	30	80	90
Salmonellosis (42)	580	40	130	10	40	90	120	40	-	60	40	10	-
Shigellosis (45)	200	-	30	20	-	20	-	30	-	60	10	10	20
Staphylococcosis													
Pulmonary (490)	340	10	180	60	40	30	-	20	-	-	-	-	-
Superficial (698)	3,460	550	260	160	300	210	310	390	-	380	420	310	170
Wound (53.9)	1,450	80	120	160	170	150	140	70	-	160	170	190	40
Streptococcosis													
Rheumatic fever (400)	290	-	-	50	40	50	10	10	-	10	30	60	30
Scarlet fever (50)	1,410	260	210	200	170	70	60	50	-	50	70	210	60
Sore throat (51)	39,790	5,850	4,340	4,200	6,010	2,550	2,240	2,010	340	2,830	2,710	3,310	3,400
Whooping cough (56)	480	30	30	-	160	90	20	-	-	40	-	110	-

TABLE IV - REPORTED CASES OF NOTIFIABLE DISEASES BY STATE TOTAL, RURAL AND URBAN WITH RATES PER 100,000 POPULATION
GEORGIA, 1966

CASES	State Total		Urban		Rural		Military Res.		Institutions	
	Number	Rate	Number	Rate	Number	Rate	Number	Rate	Number	Rate
Diphtheria (55)	15	0.3	8	0.4	7	0.3	-	0	-	0
Encephalitis, infectious (82)	17	0.4	11	0.5	6	0.3	-	0	-	0
Hookworm (129)	2,619	58.7	NOT AVAILABLE				-	0	-	0
Infectious hepatitis (92)	536	12.0	329	15.1	187	8.2	20	---	-	0
Influenza (480-483)	69	1.5	NOT AVAILABLE				-	0	-	0
Measles (85)	240	5.4	NOT AVAILABLE				157	---	-	0
Meningitis, unspecified (340)	92	2.1	53	2.4	30	1.3	9	---	-	0
Meningococcal infections (57)	105	2.4	63	2.9	26	1.1	16	---	-	0
Polomyelitis (80)	1	0.0	1	0.0	-	0	-	0	-	0
Rheumatic fever (400-402)	5	0.1	NOT AVAILABLE				-	0	-	0
Rocky Mt. spotted fever (104)	22	0.5	6	0.3	16	0.7	-	0	-	0
Salmonellosis (42)	605	13.6	425	19.5	179	7.8	-	0	1	6.3
Shigellosis (45)	663	14.9	497	22.8	132	5.8	-	0	34	212.5
Streptococcal infections (50-51)	302	6.8	NOT AVAILABLE				58	---	-	0
Tetanus (61)	9	0.2	8	0.4	1	0.0	-	0	-	0
Tularemia (59)	3	0.1	2	0.1	1	0.0	-	0	-	0
Typhoid fever (40)	4	0.1	4	0.2	-	0	-	0	-	0
Typhus fever (101-103, 105-107)	-	0	-	0	-	0	-	0	-	0
Undulant fever (44)	7	0.2	3	0.1	4	0.2	-	0	-	0
Whooping cough (56)	6	0.1	NOT AVAILABLE				-	0	-	0

TABLE V
 REPORTED CASES OF SELECTED NOTIFIABLE DISEASES WITH RATES PER 100,000 POPULATION
 BY COUNTY, GEORGIA, 1966 (CONT'D.)

County	Diphtheria		Hookworm		Infectious Hepatitis		Meningitis Unspecified		Meningococcal Infections		Salmonella		Shigellosis	
	No.	Rate	No.	Rate	No.	Rate	No.	Rate	No.	Rate	No.	Rate	No.	Rate
Jeff Davis	-	0	69	726.3	-	0	-	0	-	0	3	31.6	1	10.5
Jefferson	-	0	19	105.0	2	11.0	-	0	-	0	1	5.5	2	11.0
Jenkins	-	0	12	126.3	-	0	-	0	-	0	1	10.5	-	0
Johnson	-	0	52	619.0	-	0	1	11.9	-	0	1	11.9	-	0
Jones	-	0	-	0	-	0	1	8.8	-	0	1	8.8	-	0
Lamar	-	0	3	28.3	-	0	-	0	-	0	-	0	2	18.9
Lanier	-	0	11	203.7	-	0	-	0	-	0	-	0	-	0
Laurens	-	0	25	74.6	-	0	-	0	-	0	-	0	-	0
Lee	2	30.8	-	0	-	0	-	0	-	0	1	15.4	-	0
Liberty	-	0	6	46.9	1	7.8	-	0	-	0	-	0	-	0
Lincoln	-	0	1	16.9	-	0	-	0	-	0	-	0	-	0
Long	-	0	26	650.0	-	0	-	0	-	0	-	0	-	0
Lowndes	-	0	63	129.1	-	0	-	0	2	4.1	5	10.2	1	2.0
Lumpkin	-	0	2	26.3	-	0	-	0	-	0	-	0	-	0
Macon	1	7.4	6	44.4	-	0	-	0	-	0	1	7.4	-	0
Madison	-	0	1	8.6	-	0	-	0	-	0	1	8.6	-	0
Marion	-	0	2	35.7	-	0	-	0	-	0	-	0	-	0
McDuffie	-	0	-	0	-	0	-	0	-	0	-	0	1	7.5
McIntosh	-	0	16	242.3	-	0	-	0	2	30.3	-	0	-	0
Meriwether	-	0	-	0	1	5.0	2	10.0	1	5.0	-	0	-	0
Miller	-	0	42	591.5	-	0	-	0	-	0	2	28.2	1	14.1
Mitchell	-	0	34	163.5	-	0	1	4.8	-	0	2	9.6	10	48.1
Monroe	-	0	-	0	2	18.9	-	0	-	0	2	18.9	21	198.1
Montgomery	-	0	13	200.0	-	0	-	0	-	0	-	0	1	15.4
Morgan	-	0	-	0	-	0	-	0	-	0	-	0	-	0
Murray	-	0	-	0	-	0	-	0	-	0	-	0	-	0
Muscogee	-	0	-	0	12	7.7	5	3.2	5	3.2	6	3.8	1	0.6
Newton	-	0	1	4.5	24	108.6	-	0	1	4.5	1	4.5	1	4.5
Oconee	-	0	-	0	-	0	-	0	-	0	-	0	-	0
Oglethorpe	-	0	-	0	-	0	-	0	-	0	-	0	-	0
Paulding	-	0	-	0	-	0	-	0	-	0	-	0	-	0
Peach	2	13.7	1	6.8	-	0	-	0	-	0	1	6.8	-	0
Pickens	-	0	-	0	-	0	-	0	-	0	-	0	-	0
Pierces	-	0	29	287.1	5	49.5	-	0	-	0	5	49.5	-	0
Pike	-	0	-	0	-	0	-	0	-	0	-	0	3	41.1
Polk	-	0	-	0	-	0	1	3.4	-	0	1	3.4	1	3.4
Pulaski	-	0	2	23.5	1	11.8	-	0	-	0	10	117.6	2	23.5
Putnam	-	0	-	0	-	0	-	0	-	0	-	0	-	0
Quitman	-	0	-	0	-	0	-	0	-	0	1	40.0	-	0
Rabun	-	0	-	0	1	12.7	-	0	-	0	-	0	-	0
Randolph	-	0	4	36.0	-	0	-	0	-	0	-	0	-	0
Richmond	-	0	-	0	6	4.2	9	6.3	10	7.0	5	3.5	4	2.8
Rockdale	-	0	-	0	2	12.7	-	0	-	0	-	0	2	12.7
Schley	-	0	-	0	-	0	-	0	-	0	-	0	-	0
Screven	-	0	24	157.9	-	0	-	0	-	0	6	39.5	3	19.7
Seminole	-	0	11	154.9	-	0	-	0	-	0	-	0	-	0
Spalding	1	2.6	-	0	1	2.6	1	2.6	2	5.1	2	5.1	23	59.1
Stephens	-	0	2	10.5	-	0	1	5.2	-	0	-	0	3	15.7
Stewart	-	0	13	173.3	-	0	-	0	-	0	2	26.7	1	13.3
Sumter	-	0	11	42.8	-	0	-	0	1	3.9	2	7.8	1	3.9
Talbot	1	13.9	-	0	-	0	1	13.9	-	0	-	0	-	0
Taliaferro	-	0	-	0	-	0	-	0	-	0	-	0	-	0
Tattnall	-	0	27	192.9	1	7.1	-	0	-	0	1	7.1	-	0
Taylor	-	0	8	95.2	-	0	-	0	-	0	-	0	-	0
Telfair	-	0	36	295.1	-	0	-	0	-	0	3	24.6	2	16.4
Terrell	-	0	3	22.6	-	0	-	0	-	0	5	37.6	4	30.1
Thomas	-	0	69	183.0	1	2.7	1	2.7	-	0	2	5.3	1	2.7
Tift	-	0	51	204.0	1	4.0	1	4.0	-	0	18	72.0	15	60.0
Toombs	-	0	61	342.7	-	0	-	0	-	0	-	0	-	0
Towns	-	0	-	0	-	0	-	0	-	0	-	0	-	0
Treutlen	-	0	22	360.7	-	0	1	16.4	-	0	-	0	-	0
Troup	-	0	-	0	-	0	1	2.1	-	0	-	0	-	0
Turner	1	11.4	6	68.2	-	0	-	0	-	0	10	113.6	13	147.7
Twiggs	-	0	8	95.2	3	35.7	-	0	1	11.9	1	11.9	3	35.7
Union	-	0	-	0	-	0	-	0	-	0	-	0	-	0
Upson	-	0	9	36.4	-	0	-	0	1	4.0	1	4.0	-	0
Walker	-	0	4	7.7	4	7.7	2	3.9	-	0	1	3.9	-	0
Walton	-	0	1	4.7	2	9.3	-	0	-	0	4	18.6	1	4.7
Ware	-	0	105	296.6	-	0	1	2.8	-	0	12	33.9	5	14.1
Warren	-	0	-	0	-	0	1	13.2	-	0	1	13.2	-	0
Washington	-	0	-	0	-	0	1	5.1	-	0	3	15.4	2	10.3
Wayne	-	0	118	614.6	1	5.2	1	5.2	1	5.2	-	0	1	5.2
Webster	-	0	5	151.5	-	0	-	0	-	0	-	0	2	60.6
Wheeler	-	0	40	740.7	-	0	-	0	-	0	1	18.5	1	18.5
White	-	0	-	0	-	0	-	0	-	0	-	0	1	13.7
Whitfield	-	0	-	0	33	63.2	1	1.9	-	0	6	11.5	34	65.1
Wilcox	-	0	10	125.0	-	0	1	12.5	-	0	1	12.5	1	12.5
Wilkes	-	0	-	0	1	9.0	-	0	-	0	1	9.0	-	0
Wilkinson	-	0	15	156.3	2	20.8	-	0	-	0	1	10.4	-	0
Worth	-	0	9	51.4	-	0	-	0	-	0	4	22.9	1	5.7
Military Institutions	-	0	-	0	-	0	-	0	-	0	1	6.3	34	212.5

TABLE VI

REPORTED TUBERCULOSIS CASES AND DEATHS, BY COUNTY AND RACE,
WITH RATES PER 100,000 POPULATION, GEORGIA, 1966

County	Cases (Occurrence Data)						Deaths (Resident Data)					
	Number			Rate			Number			Rate		
	Total	White	Non-White	Total	White	Non-White	Total	White	Non-White	Total	White	Non-White
TOTAL	1,353*	631	721	30.3	19.8	56.8	135	74	61	3.0	2.3	4.8
Appling	4	3	1	28.8	28.0	31.3	-	-	-	0	0	0
Atkinson	1	1	-	15.2	21.7	0	2	1	1	30.3	21.7	50.0
Bacon	3	3	-	34.1	39.5	0	-	-	-	0	0	0
Baker	-	-	-	0	0	0	-	-	-	0	0	0
Baldwin	13	1	12	45.8	5.4	120.0	-	-	-	0	0	0
Banks	2	2	-	30.8	32.8	0	-	-	-	0	0	0
Barrow	5	3	2	33.3	24.4	74.1	2	1	1	13.3	8.1	37.0
Bartow	10	8	2	30.2	28.8	37.7	1	1	-	3.0	3.6	0
Ben Hill	8	2	6	58.4	22.0	130.4	-	-	-	0	0	0
Berrien	3	2	1	24.2	19.0	52.6	1	-	1	8.1	0	52.6
Bibb	39	18	21	26.4	19.5	38.0	6	5	1	4.1	5.4	1.8
Bleckley	5	4	1	49.5	55.6	34.5	-	-	-	0	0	0
Brantley	4	4	-	65.6	75.5	0	1	1	-	16.4	18.9	0
Brooks	3	1	2	19.1	12.7	25.6	-	-	-	0	0	0
Bryan	4	1	3	59.7	23.8	120.0	-	-	-	0	0	0
Bulloch	5	2	3	19.7	12.7	31.3	-	-	-	0	0	0
Burke	13	2	11	60.7	28.2	76.9	2	1	1	9.3	14.1	7.0
Butts	7	-	7	75.3	0	155.6	-	-	-	0	0	0
Calhoun	2	1	1	26.3	38.5	20.0	-	-	-	0	0	0
Camden	1	-	1	9.3	0	23.8	-	-	-	0	0	0
Candler	1	1	-	14.5	22.7	0	-	-	-	0	0	0
Carroll	7	4	3	17.6	12.5	39.5	1	1	-	2.5	3.1	0
Catoosa	7	6	1	31.0	26.9	333.3	1	1	-	4.4	4.5	0
Charlton	2	2	-	34.5	51.3	0	-	-	-	0	0	0
Chatam	98	27	71	53.3	24.6	96.1	9	4	5	4.9	3.6	6.8
Chattahoochee	4	1	3	266.7	125.0	428.6	-	-	-	0	0	0
Chattooga	11	9	2	52.9	47.6	105.3	1	1	-	4.8	5.3	0
Cherokee	3	3	-	12.3	12.8	0	-	-	-	0	0	0
Clarke	10	7	3	21.1	20.1	24.0	2	2	-	4.2	5.7	0
Clay	-	-	-	0	0	0	1	-	1	21.3	0	33.3
Clayton	9	8	1	12.6	12.0	19.2	-	-	-	0	0	0
Clinch	3	1	2	42.3	22.7	74.1	-	-	-	0	0	0
Cobb	34	22	12	20.8	14.3	126.3	2	2	-	1.2	1.3	0
Coffee	7	2	5	30.2	11.9	78.1	-	-	-	0	0	0
Colquitt	8	6	2	23.8	24.1	23.0	-	-	-	0	0	0
Columbia	8	4	4	39.4	26.3	78.4	-	-	-	0	0	0
Cook	4	2	2	32.0	23.0	52.6	-	-	-	0	0	0
Coweta	3	1	2	9.6	4.9	18.9	-	-	-	0	0	0
Crawford	5	-	5	83.3	0	138.9	-	-	-	0	0	0
Crisp	8	4	4	43.7	38.5	50.6	-	-	-	0	0	0
Dade	3	3	-	32.6	33.0	0	-	-	-	0	0	0
Dawson	-	-	-	0	0	...	-	-	-	0	0	...
Decatur	7	1	6	29.8	8.1	53.6	3	-	3	12.8	0	26.8
DeKalb	52	33	19	14.4	9.8	78.5	5	4	1	1.4	1.2	4.1
Dodge	2	1	1	11.8	8.3	20.8	2	2	-	11.8	16.5	0
Dooly	1	-	1	8.5	0	15.6	-	-	-	0	0	0
Dougherty	25	8	17	29.6	14.2	60.3	3	1	2	3.6	1.8	7.1
Douglas	4	3	1	17.6	15.3	32.3	-	-	-	0	0	0
Early	3	2	1	21.9	31.3	13.7	1	-	1	7.3	0	13.7
Echols	-	-	-	0	0	0	1	-	1	50.0	0	166.7
Effingham	1	-	1	7.3	0	24.4	-	-	-	0	0	0
Elbert	11	5	6	60.1	41.7	95.2	3	2	1	16.4	16.7	15.9
Emanuel	4	3	1	21.6	24.2	16.4	-	-	-	0	0	0
Evans	1	1	-	13.5	21.7	0	-	-	-	0	0	0
Fannin	3	3	-	21.7	21.7	...	-	-	-	0	0	...
Fayette	2	1	1	23.5	16.7	40.0	2	2	-	23.5	33.3	...
Floyd	28	17	11	39.1	28.2	96.5	3	1	2	4.2	1.7	17.5
Forsyth	-	-	-	0	0	0	-	-	-	0	0	0
Franklin	1	1	-	7.4	8.4	0	-	-	-	0	0	0
Fulton	305	119	186	50.0	32.3	76.8	29	9	20	4.8	2.4	8.3
Gilmer	1	1	-	11.0	11.0	...	-	-	-	0	0	...
Glascock	1	1	-	37.0	52.6	0	-	-	-	0	0	0
Glynn	8	1	7	15.9	2.6	56.0	1	-	1	2.0	0	8.0
Gordon	6	3	3	29.4	15.7	230.8	1	1	-	4.9	5.2	0
Grady	3	2	1	16.0	17.2	14.1	-	-	-	0	0	0
Greene	1	-	1	8.8	0	16.7	-	-	-	0	0	0
Gwinnett	9	8	1	16.1	15.4	25.0	2	2	-	3.6	3.8	0
Habersham	1	1	-	5.2	5.5	0	1	1	-	5.2	5.5	0
Hall	16	10	6	28.8	20.3	96.8	2	1	1	3.6	2.0	16.1
Hancock	1	1	-	9.7	40.0	0	-	-	-	0	0	0
Haralson	11	4	7	73.8	29.2	583.3	-	-	-	0	0	0
Harris	3	2	1	26.3	40.0	15.6	-	-	-	0	0	0
Hart	1	1	-	6.4	8.4	0	-	-	-	0	0	0
Heard	1	1	-	18.5	24.4	0	-	-	-	0	0	0
Henry	5	2	3	19.8	12.9	30.9	-	-	-	0	0	0
Houston	3	2	1	6.3	5.3	10.1	-	-	-	0	0	0
Irwin	2	2	-	20.8	34.5	0	-	-	-	0	0	0
Jackson	1	1	-	5.2	6.0	0	1	1	-	5.2	6.0	0
Jasper	-	-	-	0	0	0	-	-	-	0	0	0

TABLE VI

REPORTED TUBERCULOSIS CASES AND DEATHS, BY COUNTY AND RACE,
WITH RATES PER 100,000 POPULATION, GEORGIA, 1966 (CONT'D.)

County	Cases (Occurrence Data)						Deaths (Resident Data)					
	Number			Rate			Number			Rate		
	Total	White	Non-White	Total	White	Non-White	Total	White	Non-White	Total	White	Non-White
Jeff Davis	-	-	-	0	0	0	-	-	-	0	0	0
Jefferson	4	2	2	22.1	26.0	19.2	-	-	-	0	0	0
Jenkins	3	3	-	31.6	63.8	0	-	-	-	0	0	0
Johnson	3	3	-	35.7	54.5	0	-	-	-	0	0	0
Jones	3	2	1	26.5	31.7	20.0	1	1	-	8.8	15.9	0
Lamar	-	-	-	0	0	0	1	-	1	9.4	0	23.3
Lanier	1	1	-	18.5	26.3	0	-	-	-	0	0	0
Laurens	11	3	8	32.8	14.0	66.1	-	-	-	0	0	0
Lee	-	-	-	0	0	0	-	-	-	0	0	0
Liberty	4	1	3	31.3	14.5	50.8	-	-	-	0	0	0
Lincoln	2	-	2	33.9	0	69.0	-	-	-	0	0	0
Long	3	1	2	75.0	37.0	153.8	1	-	1	25.0	0	76.9
Lowndes	10	3	7	20.5	9.4	41.2	1	-	1	2.0	0	5.9
Lumpkin	2	2	-	26.3	26.7	0	-	-	-	0	0	0
Macon	9	5	4	66.7	102.0	46.5	-	-	-	0	0	0
Madison	-	-	-	0	0	0	-	-	-	0	0	0
Marion	1	-	1	17.9	0	29.4	-	-	-	0	0	0
McDuffie	3	1	2	22.6	13.2	35.1	-	-	-	0	0	0
McIntosh	5	-	5	75.8	0	131.6	-	-	-	0	0	0
Meriwether	4	1	3	19.9	9.9	30.0	1	-	1	5.0	0	10.0
Miller	2	2	-	28.2	40.8	0	-	-	-	0	0	0
Mitchell	9	4	5	43.3	40.4	45.9	1	1	-	4.8	10.1	0
Monroe	11	2	9	103.8	37.0	173.1	-	-	-	0	0	0
Montgomery	1	-	1	15.4	0	37.0	-	-	-	0	0	0
Morgan	-	-	-	0	0	0	2	1	1	18.7	18.2	19.2
Murray	3	3	-	26.8	27.0	0	-	-	-	0	0	0
Muscogee	36*	18	17	23.0	15.6	41.0	4	2	2	2.6	1.7	4.8
Newton	12	5	7	54.3	34.7	90.9	-	-	-	0	0	0
Oconee	1	1	-	15.4	20.0	0	-	-	-	0	0	0
Oglethorpe	1	-	1	12.5	0	27.0	-	-	-	0	0	0
Paulding	4	4	-	24.7	27.4	0	1	1	-	6.2	6.8	0
Peach	16	2	14	109.6	33.3	162.8	1	1	-	6.8	16.7	0
Pickens	3	3	-	31.9	33.3	0	-	-	-	0	0	0
Pierce	2	2	-	19.8	25.3	0	1	1	-	9.9	12.7	0
Pike	3	1	2	41.1	25.6	58.8	-	-	-	0	0	0
Polk	11	8	3	37.3	32.7	60.0	1	1	-	3.4	4.1	0
Pulaski	3	2	1	35.3	41.7	27.0	-	-	-	0	0	0
Putnam	2	1	1	24.7	27.0	22.7	-	-	-	0	0	0
Quitman	1	-	1	40.0	0	62.5	-	-	-	0	0	0
Rabun	1	1	-	12.7	12.8	0	1	1	-	12.7	12.8	0
Randolph	4	-	4	36.0	0	57.1	1	-	1	9.0	0	14.3
Richmond	68	25	43	47.3	26.0	90.1	4	1	3	2.8	1.0	6.3
Rockdale	3	-	3	19.1	0	75.0	1	-	1	6.4	0	25.0
Schley	1	-	1	29.4	0	52.6	-	-	-	0	0	0
Screven	10	3	7	65.8	42.3	86.4	-	-	-	0	0	0
Seminole	2	2	-	28.2	46.5	0	-	-	-	0	0	0
Spalding	20	7	13	51.4	26.5	104.0	1	-	1	2.6	0	8.0
Stephens	1	1	-	5.2	6.0	0	1	1	-	5.2	6.0	0
Stewart	-	-	-	0	0	0	-	-	-	0	0	0
Sumter	13	4	9	50.6	33.1	66.2	1	-	1	3.9	0	7.4
Talbot	-	-	-	0	0	0	-	-	-	0	0	0
Taliaferro	-	-	-	0	0	0	-	-	-	0	0	0
Tattnall	4	3	1	28.6	30.0	25.0	1	1	-	7.1	10.0	0
Taylor	5	1	4	59.5	23.3	97.6	-	-	-	0	0	0
Telfair	3	2	1	24.6	25.0	23.8	2	2	-	16.4	25.0	0
Terrell	3	-	3	22.6	0	34.1	1	-	1	7.5	0	11.4
Thomas	10	4	6	26.5	18.4	37.5	1	-	1	2.7	0	6.3
Tift	9	3	6	36.0	17.2	78.9	1	1	-	4.0	5.7	0
Toombs	5	5	-	28.1	39.4	0	1	1	-	5.6	7.9	0
Towns	-	-	-	0	0	...	-	-	-	0	0	...
Treutlen	-	-	-	0	0	0	-	-	-	0	0	0
Troup	10	5	5	21.1	16.7	28.7	1	-	1	2.1	0	5.7
Turner	2	-	2	22.7	0	58.8	-	-	-	0	0	0
Twiggs	2	1	1	23.8	30.3	19.6	-	-	-	0	0	0
Union	1	1	-	14.7	14.7	...	1	1	-	14.7	14.7	...
Upson	10	8	2	40.5	45.2	28.6	1	1	-	4.0	5.6	0
Walker	25	21	4	48.2	42.9	133.3	2	2	-	3.9	4.1	0
Walton	5	3	2	23.3	20.3	29.9	-	-	-	0	0	0
Ware	3	2	1	8.5	7.5	11.5	1	1	-	2.8	3.7	0
Warren	1	-	1	13.2	0	20.4	-	-	-	0	0	0
Washington	5	1	4	25.6	12.3	35.1	-	-	-	0	0	0
Wayne	5	3	2	26.0	19.9	48.8	-	-	-	0	0	0
Webster	-	-	-	0	0	0	-	-	-	0	0	0
Wheeler	2	2	-	37.0	55.6	0	-	-	-	0	0	0
White	1	-	1	13.7	0	333.3	-	-	-	0	0	0
Whitfield	26	21	5	49.8	42.3	200.0	4	4	-	7.7	8.0	0
Wilcox	1	-	1	12.5	0	37.0	-	-	-	0	0	0
Wilkes	3	-	3	27.0	0	52.6	-	-	-	0	0	0
Wilkinson	1	-	1	10.4	0	21.3	-	-	-	0	0	0
Worth	5	2	3	28.6	22.5	34.9	-	-	-	0	0	0
Military	1	1	-	---	---	---
Institutions	2	1	1	---	---	---

* Includes one of Unknown Race

