


Jack C. Smith  
Family Planning Technical Director

Property Of:  
Georgia Department of Human  
Resources  
Division of Public Health  
Health Assessment Services  
Do Not Remove

# Georgia Vital Statistics 1961



---

Department of Public Health

---

47 TRINITY AVE., S. W., ATLANTA 3, GEORGIA



VITAL STATISTICS

GEORGIA

1961

DEPARTMENT OF PUBLIC HEALTH

STATE OF GEORGIA

ATLANTA

600 - 2 - 63





## TABLE OF CONTENTS

	Page
SYMBOLS USED IN THIS REPORT.....	vi
INTRODUCTION.....	vii
SOME FACTORS INFLUENCING VITAL STATISTICS.....	viii-xi
Sources of data.....	viii
Completeness of registration.....	viii-ix
Accuracy and completeness of reporting items on certificates.....	x
Socio-economic status.....	x
Population, race and age trends.....	x
Average age at death.....	xi
Military events.....	xi
DISCUSSION OF 1961 STATISTICS.....	xii-xx
Population.....	xii
Physicians.....	xii
Marriages and divorces.....	xii-xiii
Fetal deaths.....	xiii
Live births.....	xiv-xv
Births to unwed mothers.....	xv
Immature births.....	xvi
Deaths from immaturity.....	xvi-xvii
Infant deaths.....	xvii
Neonatal deaths.....	xvii
Maternal deaths.....	xviii
Deaths all ages.....	xviii-xix
Deaths by age groups.....	xix-xx

## FIGURES

Figure	Page
1. Live birth rates adjusted for underregistration, Georgia 1940-1961.....	ix
2. Live birth and death rates, by race, Georgia, 1925-1961.....	xi
3. Immature birth rates, 1947-1961 and death rates from immaturity by race, Georgia, 1925-1961.....	xvi
4. Infant and neonatal death rates by race, Georgia, 1925-1961...	xvii
5. Maternal death ratio by race, Georgia, 1925-1961.....	xviii

## TEXT TABLES

Table	Page
1. Estimates of birth registration completeness, by place of occurrence, Georgia, 1940-1961.....	viii
2. Population by race and residence, Georgia, April 1, 1950, April 1, 1960 and July 1, 1961.....	xii
3. Marriages by residence of bride and groom, Georgia, 1961.....	xiii
4. Fetal deaths by race, place of occurrence, attendant and length of gestation, Georgia, 1961.....	xiii
5. Live birth rates, Georgia, 1940-1961.....	xv
6. Death rates per 100,000 population for Georgia and United States and death rates adjusted for age, and race, Georgia, 1950-1961.....	xix

## GENERAL TABLES

I. Selected vital events, number and rate and per cent occurring in hospitals by race, urban and rural, Georgia, 1961.....	1
II. Deaths, all causes, number and rate per 1,000 population by race, age and sex, Georgia, 1961.....	1
III. Summary of selected vital statistics, Georgia, 1932-1961.....	2-3
IV. Live births by age of parents, Georgia, 1961.....	4
V. Live births to unwed mothers, number and rate per 1,000 live births, by age of mother, Georgia, 1961.....	4
VI-A. Important causes of death, number and rate per 100,000 population, in specified age groups, by race, Georgia, 1961.....	5-8
VI-B. Important causes of death, number and per cent, in specified age groups, Georgia, 1961 (Charts).....	9-11
VII. Deaths from heart diseases by type, by age, Georgia, 1961.....	12
VIII. Deaths from cancer, by site, race, and sex, Georgia, 1961.....	12

## GENERAL TABLES (Cont.)

Table	Page
IX. Maternal deaths, number and ratio per 10,000 live births by race, Georgia, 1961.....	13
X. Infant deaths, number and rate per 1,000 live births by race, sex and age, Georgia, 1961.....	13
XI. Infant deaths, number and rate per 1,000 live births by race, by cause, Georgia, 1961.....	14
XII. Accidental deaths, number and rate, by type of accident, by age, Georgia, 1961.....	15
XIII. Vital statistics, by county and race, Georgia, 1961.....	16-95
XIV-A. Vital statistics, by cities with population of 75,000 or more, Georgia, 1961.....	96-97
XIV-B. Vital statistics, by cities with population of 10,000-74,999, Georgia, 1961.....	98-111
XIV-C. Vital statistics, by cities with population of 2,500-9,999 Georgia, 1961.....	112-152
XV. Number of physicians in private practice and average number of persons per physician, by county, Georgia, January 1, 1962.....	153
XVI-A. Estimated population, urban and rural, by race, by county and city, Georgia, July 1, 1961.....	154-155
XVI-B. Estimated population by race, sex and age, Georgia, July 1, 1961.....	156
XVII. Total population by census years by age and race, Georgia, 1920-1960.....	156
XVIII. Marriages, divorces, and annulments, by county of application, by race, Georgia, 1961.....	157-158
XIX. Marriages by age of bride and groom, Georgia, 1961.....	159

SYMBOLS USED IN THIS REPORT

- Quantity is zero in frequency table
- Data not available
- ... Rate or per cent not applicable
- 0.0 Rate or per cent more than zero but less than 0.05
- 0 Quantity is zero in rate table

## INTRODUCTION

This report has been prepared annually since 1947. The format has varied from year to year as efforts are made to present the material in the most useful and concise manner. In 1953, a format which has proved useful over a period of years was introduced and is followed very closely in this report.

Most data for a county or city are together in one table. Counties are in alphabetical sequence and cities are in alphabetical sequence within population size groups. Detailed state data are included for the current year as well as several historical series for 1932-1961.

Most tabulations are based on births, deaths, fetal deaths, marriages and divorces recorded in the Vital Records Service and known births and deaths of Georgia residents which occurred outside of Georgia. Unless specifically stated otherwise, all data on births, deaths and fetal deaths are allocated to place of residence. Marriages are tabulated by place of issuance of licenses and divorces by place in which divorce is granted.

Population estimates and number of physicians by county are also included in this report.

Additional copies of most of the tables and more detailed tabulations of these and other health statistics are available. Address correspondence to:

Georgia Department of Public Health  
Biostatistics Service  
47 Trinity Avenue, S.W.  
Atlanta 3, Georgia

## SOME FACTORS INFLUENCING VITAL STATISTICS

Sources of data

The data contained in this report are obtained primarily from certificates of births, deaths, fetal deaths, reports of divorces and annulments and the marriage registry. Population estimates are compiled in the Biostatistics Service using births, deaths, and school enrollment figures as a measure of increase or decrease and the latest census count as a base. (Copies of these estimates with a description of method used are available upon request.)

Completeness of registration

In connection with the Census of Population Reports of 1940 and 1950, tests were made to determine the completeness of birth registration in each state. The 1950 test showed 94.6% of Georgia's births to be registered. The percentage of completeness varies from county to county and in some instances accounts for differences in rates which can result in misinterpretations of health statistics.

Estimates of completeness of birth registration for 1950-1961 are shown in Table 1. Percentage completeness of registration by race and place of delivery in 1950 was applied to reported births to obtain estimates for 1951-1961. The estimated increase since 1950 is due primarily to the increase in the proportion of births delivered in hospitals.

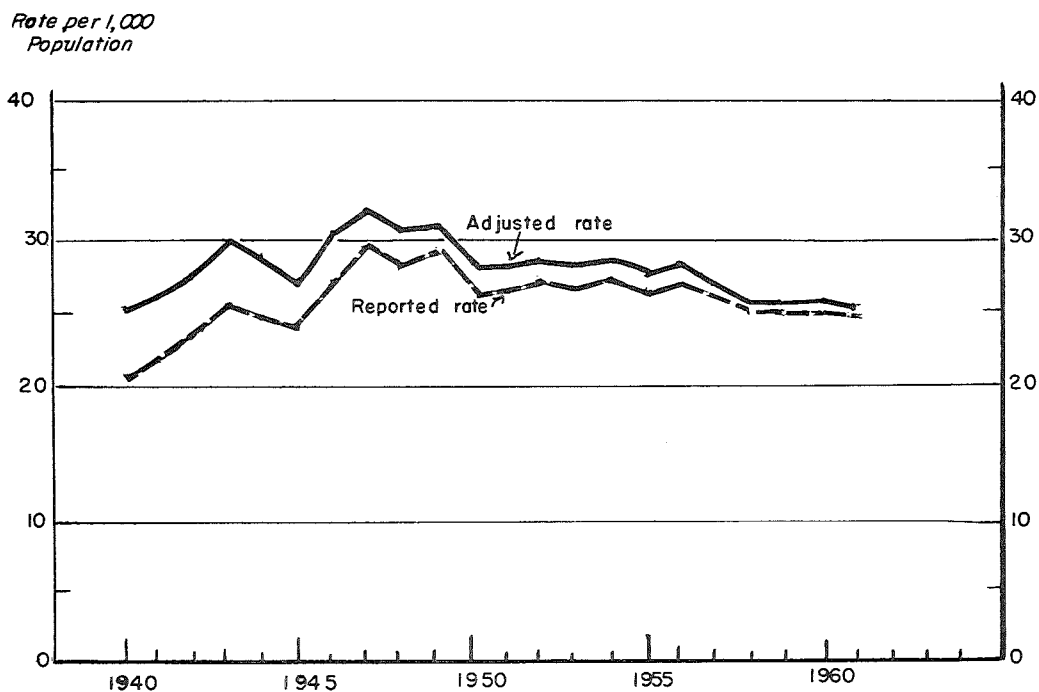
TABLE 1 - ESTIMATES OF BIRTH REGISTRATION COMPLETENESS, BY PLACE OF OCCURRENCE, GEORGIA, 1950-1961

<u>Year</u>	<u>Per Cent Completeness</u>
1950	94.6*
1951	95.1
1952	95.5
1953	95.7
1954	96.0
1955	96.2
1956	96.3
1957	96.4
1958	96.5
1959	96.6
1960	96.7
1961	96.7

\* Results of birth registration completeness tests

Figure 1 shows live birth rates before and after correction for under registration.

*Figure 1*  
**LIVE BIRTH RATES ADJUSTED FOR  
UNDERREGISTRATION, GEORGIA,  
1940-1961**



Very little study has been made on completeness of registration of other vital events. However, the statistics on these events do show certain indications concerning the quality of reporting.

It is felt that death registration, in general, is more complete than birth registration since it is necessary to file a death certificate in order to receive a burial permit. Completeness of death registration is probably poorest for infants who die soon after birth.

Fetal deaths are grossly underreported in Georgia. An increasing amount of attention is being focused on the relationship of late fetal and early infant deaths, and adequate analysis requires good reporting.

County ordinaries are required to report marriages to the Vital Records Service and completeness of reporting is believed to be good. Clerks of the Superior Courts are required by law to report divorces and annulments to the Vital Records Service.

### Accuracy and completeness of reporting items on certificates

The accuracy and completeness of the reporting of events determine to a great extent the quality of statistics regarding such events.

Unanswered items on certificates result in "unknown" quantities which cannot be interpreted in the analysis of the data, and erroneously answered items create a bias in the data which will affect any conclusions made.

One of the most serious problems in birth and death registration is the allocation of data to urban or rural residence. When a residence is outside the corporate limits of a city and the city is shown as the address, the residence is classified as urban unless the person completing the certificate indicates that the residence is outside the city. This results in an over-allocation of events to urban areas with an under-allocation to rural areas. This should be considered in analyzing rural and urban differences.

### Socio-economic status

The socio-economic status of a population affects vital statistics in various ways.

Georgia's population is younger and includes a larger proportion of nonwhites than the United States as a whole. The average number of years of school completed and per capita incomes in Georgia have been lower than United States figures for many years.

### Population, race and age trends

Georgia's recent population growth has been primarily among the white people. Since 1900, the nonwhite population has increased by only 8.8%, while the white population has risen 138.5%. The racial composition has changed from 53.2% white in 1900 to 71.4% in 1960 according to reports of the U.S. Census Bureau.

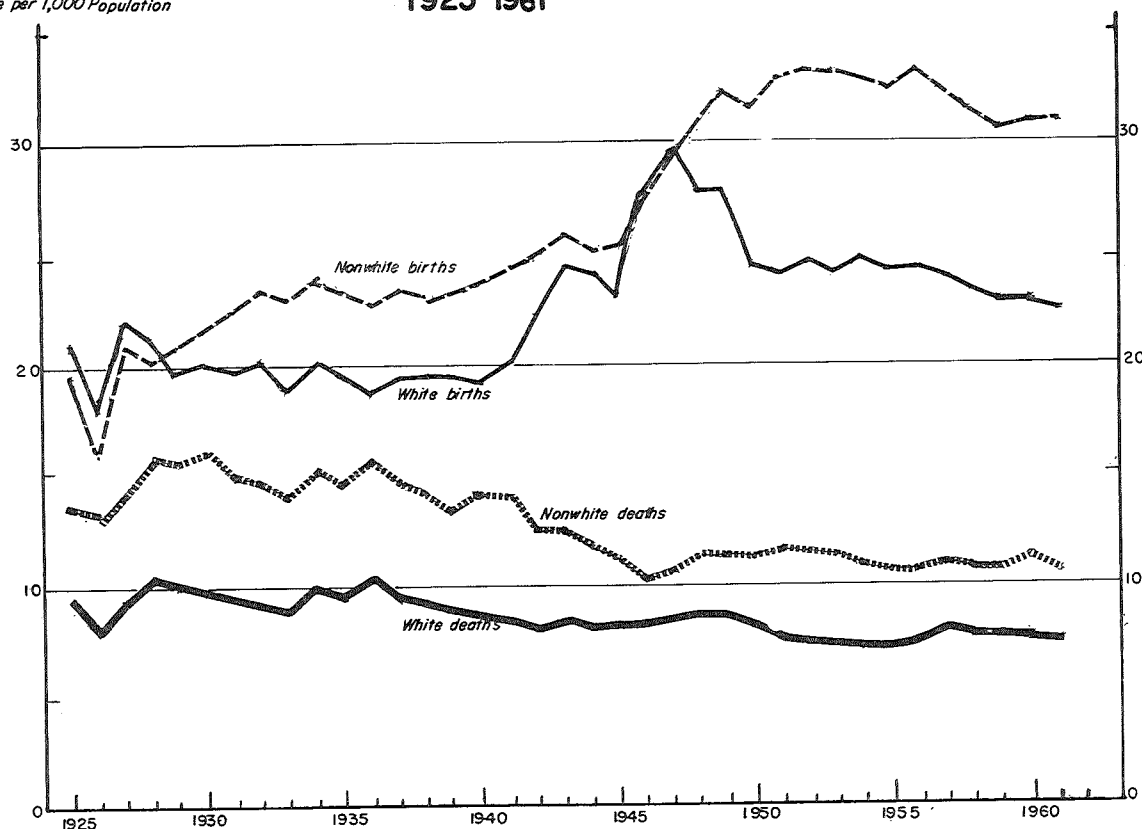
The urban segment of the population has increased 529.4% since 1900. As of the 1960 Census, the urban part of the Georgia population comprised 55.3% of the total, compared to 15.6% in 1900. The white urban part has changed from 8.4% in 1900 to 38.9% in 1960, and the nonwhite urban part from 7.2% in 1900 to 16.4% in 1960.

A change has also been taking place in the age composition of Georgia's population. Whereas, the 1900 population was predominantly (62.6%) under 25 years of age, only 48.9% of the 1960 population was under 25 years. Those 65 years or over form 7.4% of the 1960 Census population, over twice the percentage for 1900. These changes are due to the net increase in population, 1900-1960, being distributed 31.1% under 25 years, 56.0% 25-64 years, and 12.9% 65 years and over.

The basic factor of Georgia's population growth is natural increase (the excess of births over deaths), which amounted to 66,077 persons for the year 1961. Figure 2 illustrates live birth and death rates, by race, for Georgia, 1925-1961. The difference between these two rates for a race is its rate of natural increase.



Figure 2  
**LIVE BIRTH AND DEATH RATES BY RACE, GEORGIA,**  
 1925-1961  
 Rate per 1,000 Population



#### Average age at death

The average age at death for the population as a whole has more than doubled since 1900 when it was only 27.2 years. At the end of the next 40 years (1940) the span increased to 47.9 years and by 1961 had reached 57.7, an increase in the last 21 years of 9.8 years of life.

#### Military events

Vital events occurring on military reservations are included in state totals but excluded from county totals. The counties affected most by this procedure are Chattahoochee, Liberty, Muscogee and Richmond.

## DISCUSSION OF 1961 STATISTICS

Population

The estimated population for Georgia, July 1, 1961, shows an increase of 16.3% over the Census figures for Georgia, April 1, 1950. Approximately 87% of this increase occurred in the white population. (See Table 2)

The population for July 1, 1959, used in calculating rates for the 1959 data was over-estimated. This must be taken into consideration when analyzing 1959 rates.

Fifty-seven per cent of nonwhite and 46.4% of white population was urban July 1, 1961, compared with 43.7% and 39.1% respectively in 1950. Total urban was 49.3% in 1961 and 40.5% in 1950.

TABLE 2 - POPULATION BY RACE AND RESIDENCE, GEORGIA,  
1950 and 1960 CENSUSES, AND JULY 1, 1961 ESTIMATE

	Total Population			Urban*		Rural	
	Total	White	Nonwhite	White	Nonwhite	White	Nonwhite
Estimate							
July 1, 1961	4,006,500	2,867,500	1,139,000	1,329,600	646,900	1,537,900	492,100
% Change Since 1950 Census	16.3	20.5	7.0	42.9	39.0	6.0	-17.8
U.S. Census							
April 1, 1960	3,943,116	2,817,223	1,125,893	1,285,332	617,099	1,531,891	508,794
% Change Since 1950 Census	14.5	18.3	5.8	38.2	32.6	5.6	-15.0
U.S. Census							
April 1, 1950	3,444,578	2,380,577	1,064,001	930,199	465,335	1,450,378	598,666

\* Urban consists of the population of incorporated places of 2,500 or more plus military personnel stationed in the state.

SOURCE: U.S. Census figures based on Census Bureau Reports

Physicians

As of December 31, 1961, there were 3,466 physicians located in Georgia. Of this number, 2,670 were engaged in private practice, 557 were institutional physicians, 67 were in public health and 172 were retired. There were 1,476 civilian persons for each physician in private practice. County totals for physicians in private practice are shown in Table XV, page 153.

Marriages and divorces

The 52,062 marriages reported in Georgia in 1961 is an increase of 2,614 over the 49,448 reported in 1960. The rate also increased from 12.5 per 1,000 population in 1960 to 13.0 in 1961.

Table 3 shows marriages occurring in Georgia in 1961, by place of residence of the bride and groom. Approximately 37% of the persons married in Georgia in 1961 were residents of other states, as compared with 34% in 1960.

TABLE 3 - MARRIAGES BY RESIDENCE OF BRIDE AND GROOM, GEORGIA, 1961

Resident of Georgia	Number
Total marriages	52,062
Bride and Groom	30,528
Bride	2,362
Groom	2,035
Neither	17,004
Not Stated	133

There were 9,483 divorces and 38 annulments reported in Georgia in 1961. This is an increase over the previous year (1960) of 583 for divorces and eight for annulments. The divorce rate in 1961 was the same as in 1960, 2.3 per 1,000 population.

#### Fetal deaths

A fetal death is defined as a product of conception of any length gestation that shows no sign of life after complete birth. Prior to 1954, only fetal deaths of "20 or more" weeks gestation were recorded, and they were classified as stillbirths.

In 1954, a new procedure was initiated whereby all products of conception, regardless of length of gestation, were recorded and so classified. They were grouped according to length of gestation, so that the total of the two fetal death groupings, "20-27 weeks" and "28 weeks and over", corresponds to what was classified as stillbirths prior to 1954.

Table 4 shows the 3,350 fetal deaths reported in 1961 by race, place of occurrence, attendant and length of gestation. Two thousand nine hundred and eighty-six (89.1%) of the reported fetal deaths occurred in hospitals in 1961 as compared with 3,053 (87.2%) in 1960.

TABLE 4 - FETAL DEATHS BY RACE, PLACE OF OCCURRENCE, ATTENDANT AND LENGTH OF GESTATION, GEORGIA, 1961

Race and Length of Gestation	Total	Hospital				Non-hospital			
		Total	Physician	Midwife	Other	Total	Physician	Midwife	Other
Total	3,350	2,986	2,973	4	9	364	137	179	48
Under 20 weeks	1,370	1,310	1,310	-	-	60	26	25	9
20-27 weeks	548	460	456	2	2	88	37	36	15
28 weeks & over	1,263	1,067	1,059	2	6	196	62	114	20
Unknown	169	149	148	-	1	20	12	4	4
White	1,958	1,924	1,922	-	2	34	26	3	5
Under 20 weeks	1,025	1,009	1,009	-	-	16	14	-	2
20-27 weeks	252	249	249	-	-	3	3	-	-
28 weeks & over	596	584	583	-	1	12	7	3	2
Unknown	85	82	81	-	1	3	2	-	1
Nonwhite	1,392	1,062	1,051	4	7	330	111	176	43
Under 20 weeks	345	301	301	-	-	44	12	25	7
20-27 weeks	296	211	207	2	2	85	34	36	15
28 weeks & over	667	483	476	2	5	184	55	111	18
Unknown	84	67	67	-	-	17	10	4	3

Live births

A live born child is one who shows any evidence of life (breathing, heart beat, or movement of voluntary muscles) after complete birth.

A copy of the certificate which has been in use since January 1, 1959, is shown below.

CERTIFICATE OF LIVE BIRTH GEORGIA DEPARTMENT OF PUBLIC HEALTH Division of Vital Records				State File No. _____
				Custodian's No. _____
<b>THIS CHILD</b>	1. NAME OF CHILD (First) (Middle) (Last)			
	2. SEX MALE <input type="checkbox"/> FEMALE <input type="checkbox"/>	3. WEIGHT OF CHILD AT BIRTH Lbs. Ozs. Grams	4. HOUR OF BIRTH A. M. P. M.	5. DATE OF BIRTH
	6. THIS BIRTH Single <input type="checkbox"/> Twin <input type="checkbox"/> Triplet <input type="checkbox"/>	7. IF TWIN OR TRIPLET, THIS CHILD BORN 1st <input type="checkbox"/> 2nd <input type="checkbox"/> 3rd <input type="checkbox"/>		8. IS CHILD ALIVE WHEN REPORT FILED? Yes <input type="checkbox"/> No <input type="checkbox"/>
<b>PLACE OF BIRTH</b>	9. PLACE OF BIRTH—COUNTY		10. CITY OR TOWN	
	11. IN CITY LIMITS? Yes <input type="checkbox"/> No <input type="checkbox"/>			
<b>FATHER OF CHILD</b>	12. NAME OF HOSPITAL (If Not in a Hospital, Give Street Address or Rural Route—Do Not Give P. O. Box No.)			
	13. NAME OF FATHER (First) (Middle) (Last)			
	14. RACE	15. AGE AT TIME OF THIS BIRTH	16. BIRTHPLACE OF FATHER	
	17. USUAL OCCUPATION		18. KIND OF BUSINESS OR INDUSTRY	
<b>MOTHER OF CHILD</b>	19. MAIDEN NAME OF MOTHER (First) (Middle) (Last)			
	20. RACE	21. AGE AT TIME OF THIS BIRTH	22. BIRTHPLACE OF MOTHER	23. LENGTH OF PREGNANCY Completed Weeks
	24. PREVIOUS DELIVERIES TO MOTHER (Do Not Include This Birth)		NUMBER OF OTHER CHILDREN NOW LIVING	NUMBER OF OTHER CHILDREN BORN ALIVE—NOW DEAD
<b>USUAL RESIDENCE OF MOTHER</b>	25. USUAL RESIDENCE OF MOTHER—City or Town		26. COUNTY	27. STATE
	28. ADDRESS—(Give Street Address or Rural Route Number)		29. IN CITY LIMITS? Yes <input type="checkbox"/> No <input type="checkbox"/>	30. IS RESIDENCE ON A FARM? Yes <input type="checkbox"/> No <input type="checkbox"/>
<b>INFORMANT'S SIGNATURE</b>	31. PARENT Sign Here <i>DP</i>			32. RELATIONSHIP TO INFANT
<b>ATTENDANT'S CERTIFICATION</b>	I hereby certify that this child was born alive on the date stated above.		33. ATTENDANT'S OWN SIGNATURE <input type="checkbox"/> M. D. <input type="checkbox"/> Midwife	
			34. ATTENDANT'S POST OFFICE ADDRESS	
<b>LOCAL REGISTRAR</b>	36. LOCAL REGISTRAR'S OWN SIGNATURE			37. DATE FILED
<b>AMENDMENTS OR CORRECTIONS</b>	38. DATE OF AMENDMENT OR CORRECTION		39. EVIDENCE USED	

ADM. 5.1

A form is filed for each live born child in Georgia and the degree of accuracy of the statistics on live births presented in this report is determined by the accuracy of the data on this certificate.

In 1956, there were 102,643 live births recorded as occurring to residents of Georgia, the largest number on record for any one year. The number has declined steadily since that time, until 1960, when this trend reversed and a slight increase was shown over 1959. In 1961 there were 100,444 live births recorded, an increase of 737 over 1960. Table 5 shows live birth rates, 1940-1961, adjusted for incomplete registration, and Figure 1, page ix, graphically illustrates the information in this table.

TABLE 5 - LIVE BIRTH RATES, GEORGIA, 1940 - 1961

Year	Rate per 1,000 Population	
	Crude	Adjusted for Incomplete Registration
1940	20.7	25.5
1941	21.6	26.2
1942	23.1	27.5
1943	25.1	29.4
1944	24.7	28.5
1945	24.0	27.3
1946	27.4	30.7
1947	29.2	32.2
1948	28.6	31.1
1949	29.0	31.1
1950	26.7	28.2
1951	26.7	28.1
1952	27.3	28.6
1953	27.0	28.2
1954	27.3	28.4
1955	26.8	27.9
1956	27.1	28.1
1957	26.4	27.3
1958	25.4	26.2
1959	25.0	25.9
1960	25.2	26.1
1961	25.1	25.9

Since 1928, nonwhite birth rates have been consistently higher than white birth rates. From 1928 to 1950, rates for the nonwhite race showed a gradual increase while white rates remained fairly constant from 1928 to 1942 and increased rapidly from 1942 to 1950. The rates for both races leveled off in 1950 and remained fairly constant through 1957 but show a decided decrease since that year.

The white and nonwhite birth rates for 1961 are 22.4 and 31.7 respectively. The white birth rate is higher for urban areas while the nonwhite rate is higher for rural areas. (See Table I, page 1)

In 1961, approximately 89% of all live births, 99.0% of the white and 69.9% of the nonwhite, occurred in hospitals. This is an increase of 1.0% over the proportion which was hospital births in 1960, with most of the increase occurring in the nonwhite births (increase of 0.1% in white, 1.7% in nonwhite).

#### Births to unwed mothers

Prior to 1959, on the medical report the question was asked "Is mother married to father of the child?" For statistical purposes, the answer "no" indicated a birth to an unwed mother. Beginning with 1959, the question is not asked but if the father's name does not appear on the birth certificate the event is statistically classified as a birth to an unwed mother. This change should be taken into consideration when interpreting the 1961 rates. The white and nonwhite rates for 1961 are 19.4 and 239.0 per 1,000 live births, respectively, with a total rate of 98.4.

### Immature births

An immature birth is defined as the birth of a live born infant with a weight of 5 1/2 pounds (2500 grams) or less. If weight is not specified, a live born infant whose period of gestation is less than 37 weeks is considered immature.

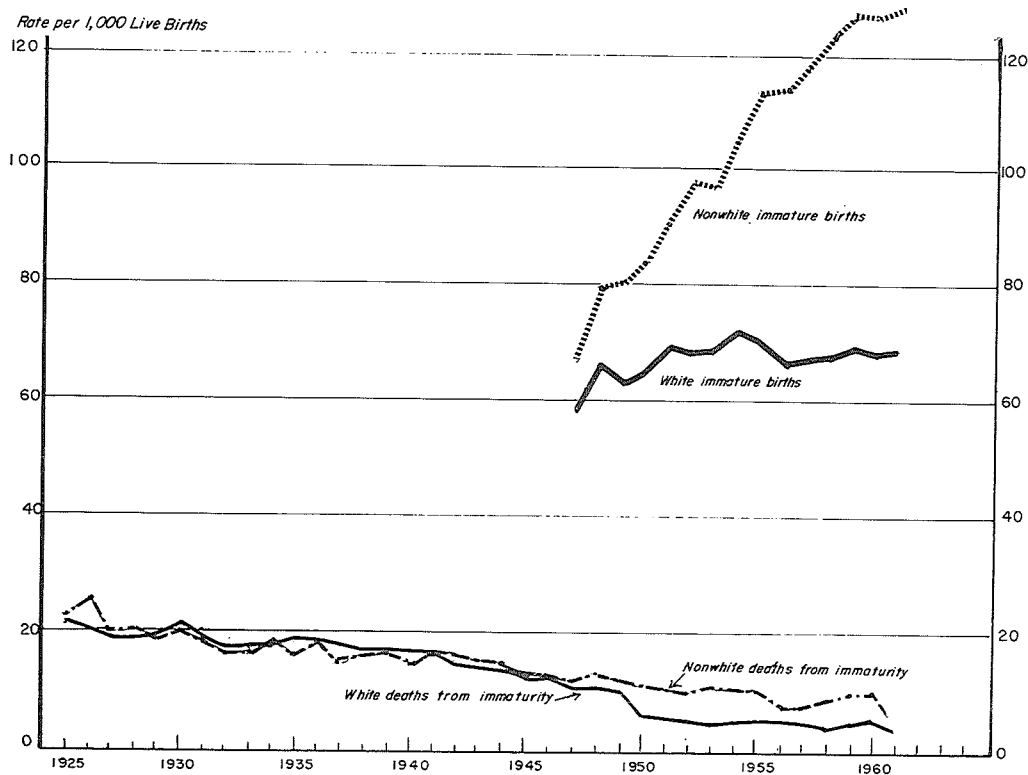
There were 9,136 immature births recorded in 1961 compared with 8,899 in 1960 and the rate rose from 89.3 per 1,000 live births in 1960 to 91.0 in 1961. Two hundred and seven of the 237 increase occurred in the nonwhite race.

### Deaths from immaturity

A death attributed to immaturity is one classified as "Immaturity with mention of other subsidiary causes" or "Immaturity unqualified", Seventh Revision List numbers 774 and 776, respectively.

Figure 3

### IMMATURE BIRTH RATES, 1947-1960 AND DEATH RATES FROM IMMATUREITY, BY RACE, GEORGIA, 1925-1961



Immaturity continues to be the leading cause of infant deaths in the state. In 1961, 510 infant deaths were classified as due to immaturity, giving a rate of 5.1 per 1,000 live births. Both the number and rate reveal a decrease from those of 1960, with most of the decrease occurring in the white population. Figure 3 shows immature birth rates by race for Georgia 1947-1961 and immature death rates 1925-1961.

Of the remaining 2,440 infant deaths, 688 were assigned to other causes with mention of immaturity. Thus, immaturity was associated with 40.6% of all infant deaths in 1961, as compared to 43.1% in 1960.

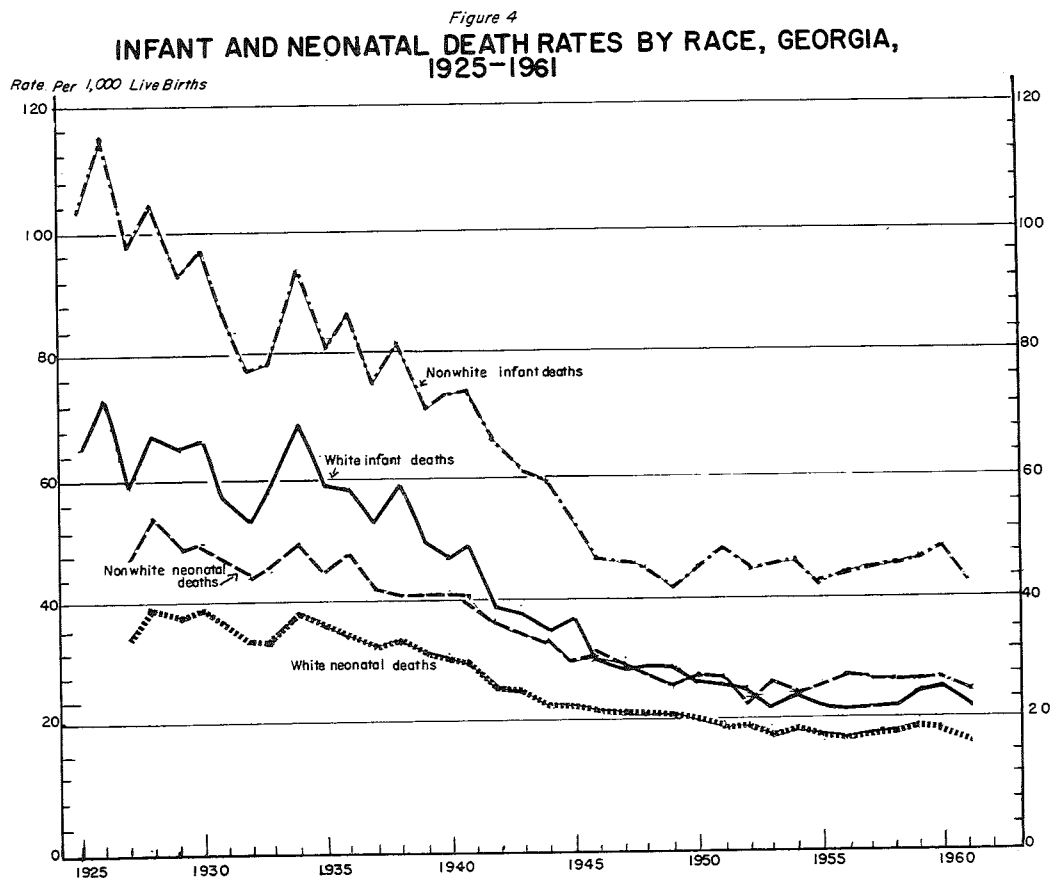
### Infant deaths

An infant death is any death occurring during the first year of life. There were 2,950 infant deaths recorded for 1961, with a white rate of 21.6 per 1,000 live births and a nonwhite rate of 43.2. The ten leading causes of death in the under-one-year age group remain the same as for the previous five years except for a shifting of rank.

### Neonatal deaths

A neonatal death is any death occurring under 28 days of age. The 1,976 neonatal deaths reported for 1961 comprise 67% of the total infant deaths for the year.

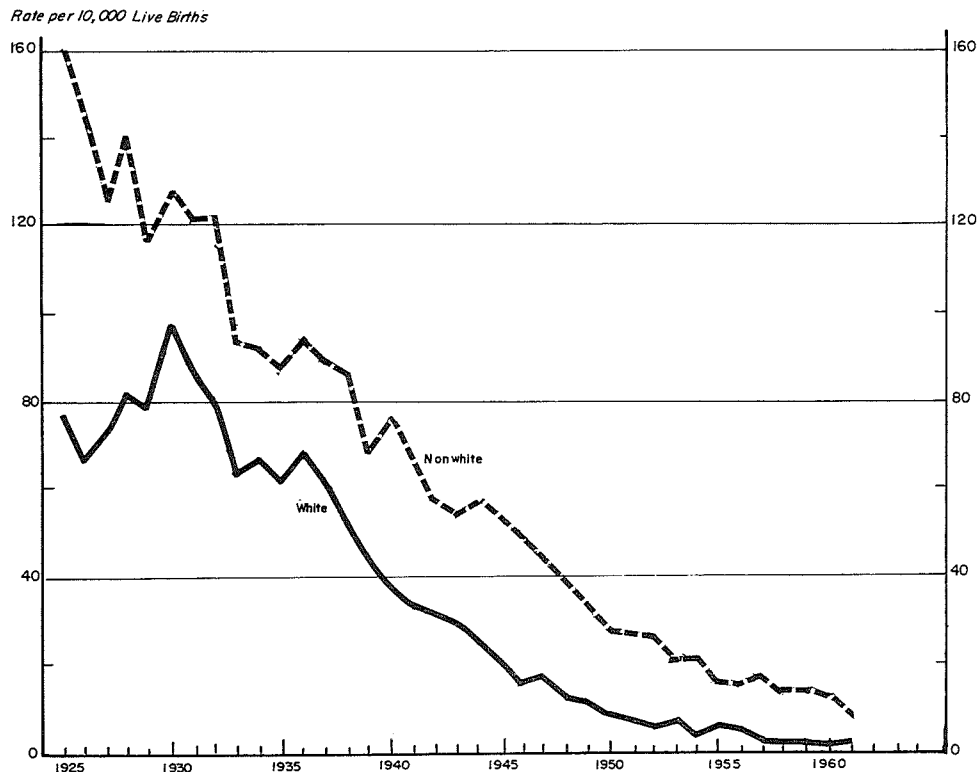
While the number of births in Georgia increased, the number of neonatal deaths (1,976) showed a slight decrease from the 2,121 of 1960. The rate of 19.7 per 1,000 live births was notably lower than the 21.3 in 1960. Fifty-one per cent of all neonatal deaths occurred to infants under one day of age. Figure 4 illustrates the trend of infant and neonatal death rates from 1925-1961.



Maternal deaths

A maternal death is a death from complications of pregnancy, childbirth or the puerperium. There were 52 maternal deaths reported for Georgia in 1961. The rate has dropped steadily since 1940, reaching a new low of 5.2 per 10,000 live births in 1961. Figure 5 shows maternal death rates for Georgia since 1925.

Figure 5  
MATERNAL DEATH RATIO BY RACE, GEORGIA, 1925-1961

Deaths, all ages

The crude death rate has shown a continuous decrease since 1924 with only slight fluctuations. The rate for 1961 is 8.6 per 1,000 population in comparison with 8.9 for 1960.

Deaths from heart disease, the leading cause of death in the nation as well as in Georgia, increase in number each year. In 1961 there were 11,436 deaths so classified, in Georgia, with a rate of 285.4 per 100,000 population in comparison with the 1960 figures of 11,417 and 288.6 respectively.

For the first time since 1947, diabetes mellitus appears among the ten leading causes of deaths, all ages, replacing post-natal asphyxia and atelectasis in tenth place. All other causes remained the same as for 1960.



Table 6 shows death rates for Georgia adjusted for age and race. The direct method is used with the 1950 United States population as the standard for 1950-1959 and the 1960 United States population for 1960-61. 1

TABLE 6 - DEATH RATES PER 100,000 POPULATION FOR GEORGIA AND UNITED STATES - AND DEATH RATES ADJUSTED FOR AGE AND RACE, GEORGIA, 1950-1961

Year	United States			Death Rates Georgia			Georgia Rates Adjusted for: Age & Race		
	Total	White	Nonwhite	Total	White	Nonwhite	Total	White	Nonwhite
1950	963.8	945.7	1119.4	880.6	767.8	1119.1	934.9	910.5	1144.4
1951	966.3	949.3	1110.9	865.0	738.0	1149.2	902.6	872.2	1162.7
1952	961.0	944.4	1101.5	862.1	740.7	1140.0	887.4	857.5	1144.0
1953	958.5	944.5	1076.8	853.3	735.3	1127.5	884.5	855.8	1130.3
1954	918.9	908.3	1007.4	832.1	732.0	1067.8	872.4	849.5	1068.0
1955	930.4	922.2	990.3	825.4	731.5	1044.8	871.4	851.5	1042.4
1956	935.4	928.1	1009.9	832.6	741.9	1049.3	870.4	844.1	1094.9
1957	959.0	948.5	1043.7	864.5	765.8	1102.6	902.8	874.0	1149.7
1958	951.3	942.2	1023.8	845.2	754.0	1067.8	900.5	877.5	1097.1
1959	941.7	935.5	990.4	837.8	743.2	1070.2	893.4	869.2	1100.4
1960	945.7	939.3	995.1	893.0	796.5	1135.2	959.8	937.1	1135.6
1961	930.3*	926.1*	962.9*	857.8	778.4	1057.7	934.5	918.7	1056.4

\* Estimated

Age adjusted death rates for the white race in Georgia are considerably higher than unadjusted rates. On the other hand, nonwhite death rates show little change when adjusted for age. The variations between age adjusted and unadjusted rates are a reflection of difference in the age structure of the population of Georgia as compared with the United States.

Georgia's adjusted rates are not necessarily comparable with any United States rates except those for 1950 and 1960, because of changes in the composition of the population of the United States between the two census years. To be comparable year by year, United States rates would also have to be adjusted to the basis of the 1950 and 1960 population.

#### Deaths by age groups

Heart diseases (International List code numbers 410-443) are the leading cause of death in the age groups of 25-44 years, 45-64 years, and 65 years and over.

In the 5-14 years age group the leading cause of death is accidents, excluding motor vehicle accidents. Deaths from these accidents comprise 18% of the deaths in the 1-4 years group and 29% of the 5-14 years group, 16% of the 15-24 years group and fall in the ten leading causes in all the age groups.

Motor vehicle accidents lead the list of causes for the 15-24 years age group, are second in the 5-14 group and third in the 25-44 years age group.

1 This method is discussed in Vital Statistics Rates in the United States 1900-1940, pp. 66-69, U.S. Department of Commerce, Bureau of Census, Washington, Government Printing Office, 1943.

Deaths from all accidents combined are the leading cause of death for all age groups from one through twenty-four years of age.

In 1961, violence (all accidents, homicides and suicides) caused approximately 65% of all the deaths of people 15-24 years of age, and 31% of those 25-44 years old. The high percentage of deaths from violence in the 15-24 years age group can be partially attributed to the fact that so few in this age group die from diseases. The age specific rate of deaths from violence is lower in this group (80.5 per 100,000 population) than in the 25-44 years age group (91.1 per 100,000 population). (See Tables VI-A and VI-B.)

A copy of the certificate used to record deaths is shown below:

REGISTRAR: CHECK CERTIFICATE CAREFULLY  
Revised December 1, 1958

CERTIFICATE OF DEATH				State File No. _____	
BIRTH NO.		MIBis Dist. No.		Custodian's No.	
1. NAME OF DECEASED (First)		(Middle)		(Last)	
(Type or Print)		2. DATE OF DEATH		(Month) (Day) (Year)	
3. PLACE OF DEATH (County)			4. USUAL RESIDENCE (Where deceased lived. If institution: residence before admission)		
City or Town			State _____ County _____		
In City Limits Yes <input type="checkbox"/> No <input type="checkbox"/>			In City Limits Yes <input type="checkbox"/> No <input type="checkbox"/>		
LENGTH OF STAY (in this place)			LENGTH OF STAY (in this place)		
Name of Hosp. or Institution			Street Address or R.F.D. and Box No.		
LENGTH OF STAY					
5. SEX	6. RACE	7. BIRTHPLACE (State or foreign country)	CITIZEN OF WHAT COUNTRY?	15. IS RESIDENCE ON FARM? Yes <input type="checkbox"/> No <input type="checkbox"/>	16. BURIAL REMOVAL <input type="checkbox"/> CREMATION <input type="checkbox"/>
8. DATE OF BIRTH	9. AGE (in years) last birthday	IF UNDER 1 YEAR Months Days	IF UNDER 24 HRS. Hours Min.	NAME OF CEMETERY LOCATION (City or Town) (County) (State)	
10. MARRIED <input type="checkbox"/> NEVER MARRIED <input type="checkbox"/> DIVORCED <input type="checkbox"/> WIDOWED <input type="checkbox"/> SEPARATED <input type="checkbox"/>			17. EMBALMER'S SIGNATURE LICENSE NO.		
11. USUAL OCCUPATION (Give kind of work done during most of working life, even if retired)			18. MORTICIAN		
KIND OF BUSINESS OR INDUSTRY			19. MORTICIAN'S ADDRESS		
12. WAS DECEASED EVER IN U. S. ARMED FORCES? (Yes, no, or unknown) (If yes, give war or dates of service)			SOCIAL SECURITY NO.		
13. FATHER'S NAME			20. INFORMANT Relationship		
14. MOTHER'S MAIDEN NAME			21. INFORMANT'S ADDRESS		
22. CAUSE OF DEATH [Enter only one cause per line for (a), (b), and (c).] PLEASE PRINT				INTERVAL BETWEEN ONSET AND DEATH	
PART I. DEATH WAS CAUSED BY:				DO NOT WRITE IN THIS SPACE	
IMMEDIATE CAUSE (a)				1. _____	
DUE TO (b)				2. _____	
DUE TO (c)				3. _____	
PART II. Other significant conditions contributing to death but not related to the terminal disease condition given in Part I (a)				4. _____	
				5. _____	
				6. _____	
				23. AUTOPSY? Yes <input type="checkbox"/> No <input type="checkbox"/>	
24. ACCIDENT <input type="checkbox"/> SUICIDE <input type="checkbox"/> HOMICIDE <input type="checkbox"/>		PLACE OF INJURY (e.g., in or about home, farm, factory, street, office bldg., etc.)		INJURY OCCURRED While at Work <input type="checkbox"/> Not While at Work <input type="checkbox"/>	
(CITY OR TOWN) (COUNTY) (STATE)		TIME OF INJURY (Month) (Day) (Year) (Hour)		25. I hereby certify that I attended the deceased from _____ 19____ to _____ 19____ that I last saw the deceased alive on _____ 19____ and that death occurred at _____ m., from the causes and on the date stated above.	
HOW DID INJURY OCCUR?		26. SIGNATURE		Degree or Title	
27. DATE REC'D BY LOCAL REG.		28. REGISTRAR'S SIGNATURE		ADDRESS	
				DATE SIGNED	
Georgia Department of Public Health Vital Records Service Atlanta 3, Georgia			ADM-53		

GENERAL TABLES



TABLE I - SELECTED VITAL EVENTS, NUMBER, RATE AND PER CENT OCCURRING IN HOSPITALS BY RACE,  
URBAN AND RURAL, GEORGIA, 1961

Event	State			Urban*			Rural		
	Total Both Races	White	Non-white	Total Both Races	White	Non-white	Total Both Races	White	Non-white
LIVE BIRTHS									
Number	100,444	64,316	36,128	51,417	31,519	19,898	49,027	32,797	16,230
Rate per 1,000 population	25.1	22.4	31.7	26.0	23.7	30.8	24.2	21.3	33.0
% occurring in hospital	88.6	99.0	69.9	93.5	99.6	83.9	83.4	98.5	52.8
DEATHS									
Number	34,367	22,320	12,047	18,399	11,086	7,313	15,968	11,234	4,734
Rate per 1,000 population	8.6	7.8	10.6	9.3	8.3	11.3	7.9	7.3	9.6
% occurring in hospital	51.8	57.1	42.1	55.8	61.3	47.6	47.2	52.9	33.7
FETAL DEATHS									
Number	3,350	1,958	1,392	1,808	1,016	792	1,542	942	600
Rate per 1,000 live births	33.4	30.4	38.5	35.2	32.2	39.8	31.5	28.7	37.0
% occurring in hospital	89.1	98.3	76.3	93.5	98.4	87.1	84.0	98.1	62.0
MATERNAL DEATHS									
Number	52	19	33	19	4	15	33	15	18
Rate per 10,000 live births	5.2	3.0	9.1	3.7	1.3	7.5	6.7	4.6	11.1
% occurring in hospital	86.5	94.7	81.8	89.5	75.0	93.3	84.8	100.0	72.2
INFANT DEATHS									
Number	2,950	1,389	1,561	1,546	716	830	1,404	673	731
Rate per 1,000 live births	29.4	21.6	43.2	30.1	22.7	41.7	28.6	20.5	45.0
% occurring in hospital	71.0	86.2	57.5	79.9	90.1	71.2	61.2	82.2	41.9
NEONATAL DEATHS									
Number	1,376	1,073	903	1,104	582	522	872	491	381
Rate per 1,000 live births	19.7	16.7	25.0	21.5	18.5	26.2	17.8	15.0	23.5
% occurring in hospital	84.5	96.4	70.4	91.8	97.3	85.6	75.2	95.1	49.6
POST-NEONATAL DEATHS									
Number	974	316	658	442	134	308	532	182	350
Rate per 1,000 live births	9.7	4.9	18.2	8.6	4.3	15.5	10.9	5.5	21.6
% occurring in hospital	43.6	51.9	39.7	50.2	58.2	46.8	38.2	47.3	33.4
IMMATURE BIRTHS									
Number	9,136	4,452	4,684	5,093	2,268	2,825	4,043	2,184	1,859
Rate per 1,000 live births	91.0	69.2	129.7	99.1	72.0	142.0	82.5	66.6	114.5
% occurring in hospital	87.5	98.7	76.9	91.7	99.3	85.6	82.3	98.1	63.6
DEATHS FROM IMMATUREITY									
Number	510	234	276	283	125	158	227	109	118
Rate per 1,000 live births	5.1	3.6	7.6	5.5	4.0	7.9	4.6	3.3	7.3
% occurring in hospital	83.1	98.7	69.9	92.6	99.2	87.3	71.4	98.2	46.6
LIVE BIRTHS TO UNWED MOTHERS									
Number	9,880	1,246	8,634	5,572	572	5,000	4,208	674	3,634
Rate per 1,000 live births	98.4	19.4	239.0	108.4	18.1	251.3	85.8	20.6	223.9
% occurring in hospital	68.2	96.3	64.1	79.5	97.2	77.5	54.8	95.5	45.7
FETAL DEATHS TO UNWED MOTHERS									
Number	474	66	408	290	42	248	184	24	160
Rate per 1,000 live births	4.7	1.0	11.3	5.6	1.3	12.5	3.8	0.7	9.9
% occurring in hospital	72.6	93.9	69.1	81.0	90.5	79.4	59.2	100.0	53.1
MARRIAGES**(Place of Application)									
Number	52,062	42,335	9,655	---	---	---	---	---	---
Rate per 1,000 population	13.0	14.8	8.5	---	---	---	---	---	---
DIVORCES AND ANNULMENTS (Place of occurrence)									
Number	9,521	---	---	---	---	---	---	---	---
Rate per 1,000 population	2.4	---	---	---	---	---	---	---	---

\* Includes events occurring on military reservations

\*\* Includes 72 of unknown race

TABLE II - DEATHS, ALL CAUSES, NUMBER AND RATE PER 1,000 POPULATION BY RACE, AGE, AND SEX, GEORGIA, 1961

Age Group	Number					Rate per 1,000 Population				
	Total	White		Nonwhite		Total	White		Nonwhite	
		Male	Female	Male	Female		Male	Female	Male	Female
All ages	34,367	13,019	9,301	6,335	5,712	8.6	9.2	6.4	11.7	9.5
Under 1 year	2,950	848	541	890	671	30.1	26.3	17.2	52.0	38.8
1 - 4 years	479	118	122	125	114	1.3	0.9	1.0	1.9	1.7
5 - 14 years	463	156	100	105	92	0.5	0.6	0.4	0.7	0.6
15-24 years	764	320	120	222	102	1.2	1.4	0.6	2.6	1.1
25-34 years	995	344	175	281	195	1.9	1.8	0.9	4.9	2.8
35-44 years	2,047	784	331	508	424	4.0	4.1	1.7	9.2	6.3
45-54 years	3,913	1,581	652	875	805	9.0	9.9	4.0	17.3	13.6
55-64 years	6,052	2,376	1,118	1,274	1,284	20.7	23.2	9.6	39.2	31.7
65-74 years	7,558	3,052	2,000	1,312	1,194	38.2	47.9	24.4	59.1	39.5
75-84 years	6,379	2,540	2,712	532	595	78.4	101.6	73.1	64.9	53.6
85 years & over*	2,767	890	1,430	211	236	171.9	211.9	195.9	111.1	87.4

\* Includes 5 with age unknown



TABLE III - SUMMARY OF SELECTED VITAL STATISTICS, GEORGIA, 1932 - 1961  
(CONT'D)

Year	Deaths From Immaturity *						Live Births to Unwed Mothers						Neonatal Deaths					
	Number			Rate			Number			Rate			Number			Rate		
	Total	White	Non-white	Total	White	Non-white	Total	White	Non-white	Total	White	Non-white	Total	White	Non-white	Total	White	Non-white
1932	1,090	671	419	17.1	17.6	16.4	5,125	600	4,525	80.5	15.7	177.6	2,464	1,327	1,137	38.7	34.7	44.6
1933	1,046	623	423	17.2	17.5	16.9	5,101	582	4,519	84.0	16.3	180.4	2,384	1,266	1,118	39.2	35.5	44.6
1934	1,183	689	494	18.3	18.0	18.8	5,089	651	4,438	78.8	17.0	168.9	2,790	1,486	1,304	43.2	38.8	49.6
1935	1,111	692	419	17.6	18.5	16.1	5,031	643	4,388	79.5	17.2	169.1	2,489	1,346	1,143	39.3	36.0	44.1
1936	1,145	680	465	18.6	18.7	18.4	4,878	598	4,280	79.2	16.5	169.2	2,492	1,288	1,204	40.4	35.5	47.6
1937	1,080	674	406	16.9	17.7	15.7	4,739	526	4,213	74.0	13.8	163.1	2,345	1,251	1,094	36.6	32.8	42.4
1938	1,061	647	414	16.5	16.8	16.1	4,724	580	4,144	73.5	15.0	161.3	2,369	1,301	1,068	36.8	33.7	41.6
1939	1,077	659	418	16.6	16.9	16.1	4,960	596	4,364	76.4	15.3	167.9	2,300	1,234	1,066	35.4	31.7	41.0
1940	1,017	635	382	15.7	16.3	14.8	5,046	565	4,481	78.0	14.5	173.8	2,267	1,187	1,080	35.0	30.5	41.9
1941	1,103	676	427	16.3	16.4	16.1	5,134	607	4,527	75.7	14.7	170.8	2,298	1,228	1,070	33.9	29.8	40.4
1942	1,094	659	435	15.2	14.6	16.1	5,038	578	4,460	69.8	12.8	165.2	2,149	1,170	979	29.8	25.9	36.3
1943	1,124	691	433	14.4	13.8	15.4	4,911	537	4,374	62.7	10.7	155.2	2,216	1,257	959	28.3	25.1	34.0
1944	1,056	641	415	13.7	13.0	15.1	4,885	592	4,293	63.4	12.0	155.8	2,024	1,111	913	26.3	22.5	33.1
1945	960	609	351	12.8	12.8	12.7	5,385	721	4,664	71.8	15.2	169.2	1,913	1,104	809	25.5	23.3	29.3
1946	1,035	676	359	12.1	12.0	12.2	5,289	681	4,608	61.7	12.1	157.0	2,143	1,262	881	25.0	22.4	30.0
1947	1,060	681	379	11.2	10.9	11.9	6,056	744	5,312	64.2	11.9	166.4	2,220	1,301	919	23.5	20.9	28.8
1948	1,052	636	416	11.5	10.9	12.6	6,240	730	5,510	68.1	12.5	166.0	2,099	1,186	913	22.9	20.2	27.7
1949	1,032	616	416	11.0	10.5	11.9	6,847	712	6,135	73.2	12.1	175.8	2,048	1,185	863	21.9	20.2	24.7
1950	719	343	376	7.8	6.0	10.7	7,633	779	6,854	82.9	13.7	195.3	2,028	1,090	938	22.0	19.1	26.7
1951	707	340	367	7.4	5.7	10.2	8,326	836	7,490	87.5	14.1	208.8	2,058	1,105	953	21.6	18.6	26.6
1952	645	323	322	6.6	5.3	9.0	8,080	789	7,291	83.2	12.8	204.3	1,984	1,135	849	20.4	18.5	23.8
1953	609	254	355	6.3	4.1	9.9	8,407	794	7,613	86.3	12.9	213.0	2,005	1,083	922	20.6	17.6	25.8
1954	618	301	317	6.2	4.7	8.9	8,967	960	8,007	89.5	14.9	223.7	2,106	1,186	920	21.0	18.4	25.7
1955	634	303	331	6.3	4.7	9.2	9,415	962	8,453	93.9	15.0	234.4	1,992	1,091	901	19.9	17.0	25.0
1956	573	300	273	5.6	4.6	7.4	9,916	988	8,928	96.6	15.1	241.3	2,098	1,141	957	20.4	17.4	25.9
1957	579	291	288	5.7	4.4	7.9	10,061	1,042	9,019	98.8	15.9	247.3	2,062	1,148	914	20.2	17.6	25.1
1958	558	259	299	5.6	4.0	8.4	10,247	1,114	9,133	102.7	17.4	255.9	2,046	1,150	896	20.5	17.9	25.1
1959	580	275	305	5.8	4.3	8.6	9,557	1,035	8,522	96.1	16.2	240.6	2,126	1,196	930	21.4	18.7	26.3
1960	601	302	299	6.0	4.7	8.5	9,584	1,163	8,421	96.1	18.1	238.6	2,121	1,187	934	21.3	18.4	26.5
1961	510	234	276	5.1	3.6	7.6	9,880	1,246	8,634	98.4	19.4	239.0	1,976	1,073	903	19.7	16.7	25.0

NOTE: Prior to 1938 all events are by place of occurrence; beginning with 1938 events are by place of residence.

\* Part of decrease from 1949 to 1950 is directly attributable to changes in classification of causes of death under the Sixth Revision of the International List of Diseases and Causes of Death.

\*\* Prior to 1954 fetal deaths include only those of twenty or more weeks gestation.

Live birth and death rates are per 1,000 population, maternal death ratios are per 10,000 live births; all other rates and/or ratios are per 1,000 live births.

Not Available - Immature births are not available prior to 1947.

TABLE IV - LIVE BIRTHS BY AGE OF PARENTS, GEORGIA, 1961

Age of Mother	Total	Age of Father												65 & Over	Unknown Age
		15 & Under	16-17	18-19	20-24	25-29	30-34	35-39	40-44	45-49	50-54	55-59	60-64		
Total	100,444	3	372	3,455	25,796	25,700	16,835	9,932	5,143	2,042	716	225	103	79	10,043
15 & Under	1,410	2	85	264	270	36	13	3	2	-	-	-	-	-	735
16 - 17	6,187	1	201	1,274	2,595	347	66	17	8	2	1	1	-	-	1,674
18 - 19	12,787	-	72	1,499	7,496	1,535	243	76	26	13	3	1	1	-	1,822
20 - 24	34,231	-	13	397	14,234	12,899	2,827	671	227	92	31	15	3	11	2,811
25 - 29	22,999	-	1	17	1,066	9,755	7,739	2,077	610	201	84	23	11	5	1,410
30 - 34	13,606	-	-	1	108	973	5,315	4,176	1,457	420	150	68	26	22	890
35 - 39	7,235	-	-	1	21	140	593	2,710	2,069	784	246	74	34	21	542
40 - 44	1,849	-	-	-	2	9	35	197	733	485	178	39	23	16	132
45 - 49	106	-	-	-	-	-	2	4	9	45	21	4	5	4	12
50 - 54	1	-	-	1	-	-	-	-	-	-	-	-	-	-	-
Unknown	33	-	-	1	4	6	2	1	2	-	2	-	-	-	15

TABLE V - LIVE BIRTHS TO UNWED MOTHERS, NUMBER AND RATE PER 1,000 LIVE BIRTHS BY AGE OF MOTHER, GEORGIA, 1961

Age Group in Years	Number			Rate		
	Total	White	Nonwhite	Total	White	Nonwhite
Total	9,880	1,246	8,634	98.4	19.4	239.0
15 & Under	734	69	665	520.6	155.4	688.4
16 - 17	1,657	195	1,462	267.8	61.7	483.3
18 - 19	1,811	302	1,509	141.6	36.9	328.1
20 - 24	2,766	418	2,348	80.8	18.1	211.4
25 - 29	1,380	134	1,246	60.0	8.7	163.5
30 - 34	864	69	795	63.5	8.0	159.9
35 - 39	525	51	474	72.6	12.0	159.0
40 - 44	123	6	117	66.5	5.6	150.2
45 - 49	11	-	11	103.8	0	211.5
50 - 54	-	-	-	0	0	0
Unknown	9	2	7	272.7	222.2	291.7



TABLE VI-A - IMPORTANT CAUSES OF DEATH, NUMBER AND RATE IN SPECIFIED AGE GROUPS  
BY RACE, GEORGIA, 1961

Rank	Age, Cause of Death and Seventh Revision of International List Number	Number			Rate per 100,000 population		
		Total	White	Non-white	Total	White	Non-white
	<u>ALL AGES</u>						
	Total, all causes	34,367	22,320	12,047	857.8	778.4	1057.7
1.	Heart diseases (410-443)	11,436	8,118	3,318	285.4	283.1	291.3
	Chronic rheumatic heart disease (410-416)	207	146	61	5.2	5.1	5.4
	Arteriosclerotic and degenerative heart disease (420-422)	8,744	6,750	1,994	218.2	235.4	175.1
2.	Hypertensive heart disease (440-443)	1,744	796	948	43.5	27.8	83.2
	2. Vascular lesions affecting central nervous system (330-334)	5,282	3,122	2,160	131.8	108.9	189.6
3.	Malignant neoplasms including neoplasms of lymphatic and haematopoietic tissues (140-205)	4,532	3,279	1,253	113.1	114.4	110.0
4.	Accidents other than motor vehicle accidents (E800-E802, E840-E962)	1,317	805	512	32.9	28.1	45.0
5.	Influenza and pneumonia (480-483, 490-493)	1,253	620	633	31.3	21.6	55.6
	Influenza (480-483)	81	28	53	2.0	1.0	4.7
	Pneumonia (490-493)	1,172	592	580	29.3	20.6	50.9
6.	Motor vehicle accidents (E810-E835)	1,005	744	261	25.1	25.9	22.9
7.	Diseases of arteries (450-456)	817	571	246	20.4	19.9	21.6
	General arteriosclerosis (450)	585	397	188	14.6	13.8	16.5
	Aortic aneurysm specified as non-syphilitic and dissecting aneurysm (451)	157	121	36	3.9	4.2	3.2
8.	Other diseases of the respiratory system (470-475, 500-527)	583	416	167	14.6	14.5	14.7
	Acute upper respiratory infections (470-475)	21	8	13	0.5	0.3	1.1
	Bronchitis (500-502)	77	60	17	1.9	2.1	1.5
	Chronic interstitial pneumonia (non-occupational) (525)	81	55	26	2.0	1.9	2.3
	Bronchiectasis (526)	51	44	7	1.3	1.5	0.6
	Emphysema without mention of bronchitis (527.1)	174	152	22	4.3	5.3	1.9
9.	Immaturity (774-776)	510	234	276	12.7	8.2	24.2
10.	Diabetes mellitus (260)	505	320	185	12.6	11.2	16.2
	All other causes (residual)	7,127	4,091	3,036	177.9	142.7	266.5
	<u>UNDER ONE YEAR*</u>						
	Total, all causes	2,950	1,389	1,561	2937.0	2159.6	4320.7
1.	Immaturity (774-776)	510	234	276	507.7	363.8	764.0
2.	Postnatal asphyxia and atelectasis (762)	433	263	170	431.1	408.9	470.5
3.	Other and ill-defined diseases peculiar to early infancy (765-773)	429	214	215	427.1	332.7	595.1
	Ill-defined diseases peculiar to early infancy (773)	247	137	110	245.9	213.0	304.5
	Sepsis of newborn other than umbilical (768)	37	17	20	36.8	26.4	55.4
	Haemolytic disease of newborn (770)	40	30	10	39.8	46.6	27.7
	Nutritional maladjustment (772)	55	3	52	54.8	4.7	143.9
4.	Influenza and pneumonia (480-483, 490-493)	358	68	270	356.4	136.8	747.3
	Influenza (480-483)	26	2	24	25.9	3.1	66.4
	Pneumonia (490-493)	332	66	246	330.5	133.7	680.9
5.	Congenital malformations (750-759)	329	229	100	327.5	356.1	276.8
6.	Birth injuries (760-761)	195	125	70	194.1	194.4	193.8
7.	Pneumonia of newborn (763)	127	36	91	126.4	56.0	251.9
8.	Accidents other than motor vehicle accidents (E800-E802, E840-E962)	115	45	70	114.5	70.0	193.8
	Accidental mechanical suffocation in bed and cradle (E924)	42	18	24	41.8	28.0	66.4
9.	Gastritis, duodenitis, enteritis, and colitis (543, 571-572)	98	22	76	97.6	34.2	210.4
10.	Other diseases of the respiratory system (470-475, 500-527)	83	29	54	82.6	45.1	149.5
	Acute upper respiratory infections (470-475)	9	3	6	9.0	4.7	16.6
	Bronchitis (500-502)	9	4	5	9.0	6.2	13.8
	Chronic interstitial pneumonia (non-occupational) (525)	25	9	16	24.9	14.0	44.3
	All other causes (residual)	273	104	169	271.8	161.7	467.8

\* Rates for the under one year age group are per 100,000 live births.

TABLE VI-A - IMPORTANT CAUSES OF DEATH, NUMBER AND RATE IN SPECIFIED GROUPS  
BY RACE, GEORGIA, 1961 (CONT.)

Rank	Age, Cause of Death and Seventh Revision of International List Number	Number			Rate per 100,000 population		
		Total	White	Non- white	Total	White	Non- white
	<u>ONE - FOUR YEARS</u>						
	Total, all causes	479	240	239	125.7	95.8	183.0
1.	Accidents other than motor vehicle accidents (E800-E802, E840-E962)	85	41	44	22.3	16.4	33.7
	Accidents caused by fire and explosion of combustible material (E916)	26	9	17	6.8	3.6	13.0
2.	Influenza and pneumonia (480-483, 490-493)	82	22	60	21.5	8.8	45.9
	Influenza (480-483)	4	1	3	1.0	0.4	2.3
	Pneumonia (490-493)	78	21	57	20.5	8.4	43.6
3.	Motor vehicle accidents (E810-E835)	57	37	20	15.0	14.8	15.3
	Motor vehicle traffic accident to pedestrian (E812)	32	20	12	8.4	8.0	9.2
4.	Congenital Malformations (750-759)	42	26	16	11.0	10.4	12.3
5.	Malignant neoplasms including neoplasms of lymphatic and haematopoietic tissues (140-205)	31	23	8	8.1	9.2	6.1
6.	Other diseases of the respiratory system (470-475, 500-527)	22	8	14	5.8	3.2	10.7
	Acute upper respiratory infections (470-475)	3	1	2	0.8	0.4	1.5
	Bronchitis (500-502)	6	1	5	1.6	0.4	3.8
	Chronic interstitial pneumonia (non- occupational) (525)	4	1	3	1.0	0.4	2.3
6.	Inflammatory diseases of the central nervous system (340-345)	22	10	12	5.8	4.0	9.2
7.	Gastritis, duodenitis, enteritis and colitis (543, 571-572)	21	6	15	5.5	2.4	11.5
8.	Measles (085, 086)	13	6	7	3.4	2.4	5.4
9.	Diseases of central nervous system other than vascular lesions or inflammatory diseases (350-357)	9	7	2	2.4	2.8	1.5
9.	Diseases of blood and blood-forming organs (290-299)	9	3	6	2.4	1.2	4.6
10.	Ill-defined and unknown causes (780-793, 795)	8	1	7	2.1	0.4	5.4
	All other causes (residual)	78	50	28	20.5	20.0	21.4
	<u>FIVE - FOURTEEN YEARS</u>						
	Total, all causes	463	266	197	53.5	46.0	68.5
1.	Accidents other than motor vehicle accidents (E800-E802, E840-E962)	132	67	65	15.3	11.6	22.6
	Accident caused by fire and explosion of combustible material (E916)	41	13	28	4.7	2.2	9.7
	Accident caused by firearm (E919)	18	11	7	2.1	1.9	2.4
	Accidental drowning and submersion (E929)	42	18	24	4.9	3.1	8.4
2.	Motor vehicle accidents (E810-E835)	83	57	26	9.6	9.9	9.0
	Motor vehicle traffic accident to pedestrian (E812)	38	25	13	4.4	4.3	4.5
3.	Malignant neoplasms including neoplasms of lymphatic and haematopoietic tissues (140-205)	57	44	13	6.6	7.6	4.5
4.	Congenital malformations (750-759)	28	13	15	3.2	2.2	5.2
5.	Influenza and pneumonia (480-483, 490-493)	23	9	14	2.7	1.6	4.9
	Influenza (480-483)	1	-	1	0.1	0	0.3
	Pneumonia (490-493)	22	9	13	2.5	1.6	4.5
6.	Inflammatory diseases of central nervous system (340-345)	14	7	7	1.6	1.2	2.4
6.	Diseases of central nervous system other than vascular lesions or inflammatory diseases (350-357)	14	10	4	1.6	1.7	1.4
7.	Diseases of liver, gallbladder, and pancreas (580-587)	13	12	1	1.5	2.1	0.3
	Diseases of pancreas (587)	9	9	-	1.0	1.6	0
8.	Vascular lesions affecting central nervous system (330-334)	11	7	4	1.3	1.2	1.4
9.	Heart diseases (410-443)	9	3	6	1.0	0.5	2.1
	Chronic rheumatic heart disease. (410-416)	5	2	3	0.6	0.3	1.0
	Arteriosclerotic and degenerative heart disease (420-422)	-	-	-	0	0	0
	Hypertensive heart disease (440-443)	-	-	-	0	0	0
10.	Diseases of the blood and blood-forming organs (290-299)	6	3	3	0.7	0.5	1.0
10.	Homicides (E964, E965, E980-E985)	6	2	4	0.7	0.3	1.4
	All other causes (residual)	67	32	35	7.7	5.5	12.2

TABLE VI-A - IMPORTANT CAUSES OF DEATH, NUMBER AND RATE IN SPECIFIED GROUPS  
BY RACE, GEORGIA, 1961 (CONT.)

Rank	Age, Cause of Death and Seventh Revision of International List Number	Number			Rate per 100,000 population		
		Total	White	Non-white	Total	White	Non-white
<u>FIFTEEN - TWENTY-FOUR YEARS</u>							
	Total, all causes	764	440	324	124.8	101.1	182.7
1.	Motor vehicle accidents (E810-E835)	251	192	59	41.0	44.1	33.3
	Motor vehicle accidents involving running off roadway (E823)	107	82	25	17.5	18.8	14.1
2.	Accidents other than motor vehicle accidents (E800-E802, E840-E862)	120	69	51	19.6	15.9	28.8
3.	Homicides (E964, E980-E985)	88	17	71	14.4	3.9	40.0
4.	Malignant neoplasms including neoplasms of lymphatic and haematopoietic tissues (140-205)	49	34	15	8.0	7.8	8.5
5.	Suicides (E963, E970-E979)	34	27	7	5.6	5.2	3.9
6.	Heart diseases (410-443)	24	11	13	3.9	2.5	7.3
	Chronic rheumatic heart disease (410-416)	9	5	4	1.5	1.1	2.3
	Arteriosclerotic and degenerative heart disease (420-422)	6	3	3	1.0	0.7	1.7
	Hypertensive heart disease (440-443)	2	-	2	0.3	0	1.1
7.	Diseases of the central nervous system other than vascular lesions or inflammatory diseases (350-357)	21	8	13	3.4	1.8	7.3
8.	Influenza and pneumonia (480-483, 490-493)	20	7	13	3.3	1.6	7.3
	Influenza (480-483)	2	-	2	0.3	0	1.1
	Pneumonia (490-493)	18	7	11	2.9	1.6	6.2
9.	Complications of pregnancy, childbirth, and the puerperium (640-689)	15	9	6	2.4	2.1	3.4
10.	Congenital malformations (750-759)	14	8	6	2.3	1.8	3.4
10.	Vascular lesions affecting the central nervous system (330-334)	14	7	7	2.3	1.6	3.9
	All other causes (residual)	114	51	63	18.6	11.7	35.5
<u>TWENTY-FIVE - FORTY-FOUR YEARS</u>							
	Total, all causes	3,042	1,634	1,408	295.5	209.6	563.4
1.	Heart diseases (410-443)	538	293	245	52.3	37.6	98.0
	Chronic rheumatic heart disease (410-416)	48	27	21	4.7	3.5	8.4
	Arteriosclerotic and degenerative heart disease (420-422)	358	234	124	34.8	30.0	49.6
	Hypertensive heart disease (440-443)	76	14	62	7.4	1.8	24.8
2.	Malignant neoplasms including neoplasms of lymphatic and haematopoietic tissues (140-205)	458	302	156	44.5	38.7	62.4
3.	Motor vehicle accidents (E810-E835)	303	218	85	29.4	28.0	34.0
	Motor vehicle accident involving running off roadway (E823)	115	81	34	11.2	10.4	13.6
4.	Accidents other than motor vehicle accidents (E800-E802, E840-E862)	281	176	105	27.3	22.6	42.0
5.	Homicides (E964, E980-E985)	221	63	158	21.5	8.1	63.2
6.	Vascular lesions affecting the central nervous system (330-334)	172	56	116	16.7	7.2	46.4
7.	Suicides (E963, E970-E979)	133	125	8	12.9	16.0	3.2
8.	Diseases of liver, gallbladder, and pancreas (580-587)	100	65	35	9.7	8.3	14.0
	Cirrhosis of liver (581)	65	45	20	6.3	5.8	8.0
9.	Influenza and pneumonia (480-483, 490-493)	99	28	61	8.6	3.6	24.4
	Influenza (480-483)	4	2	2	0.4	0.3	0.8
	Pneumonia (490-493)	85	26	59	8.3	3.3	23.6
10.	Symptoms and ill-defined conditions (780-793, 795)	57	25	32	5.5	3.2	12.8
	All other causes (residual)	690	283	407	67.0	36.3	162.9

TABLE VI-A - IMPORTANT CAUSES OF DEATH, NUMBER AND RATE IN SPECIFIED GROUPS  
BY RACE, GEORGIA, 1961 (CONT.)

Rank	Age, Cause of Death and Seventh Revision of International List Number	Number			Rate per 100,000 population		
		Total	White	Non-white	Total	White	Non-white
	<u>FORTY-FIVE - SIXTY-FOUR YEARS</u>						
	Total, all causes	9,965	5,727	4,238	1375.6	1058.0	2314.6
1.	Heart diseases (410-443)	3,825	2,337	1,488	528.0	431.7	812.7
	Chronic rheumatic heart disease (410-416)	87	62	25	12.0	11.5	13.7
	Arteriosclerotic and degenerative heart disease (420-422)	2,917	2,033	884	402.7	375.6	482.8
	Hypertensive heart disease (440-443)	601	147	454	83.0	27.2	248.0
2.	Malignant neoplasms including neoplasms of lymphatic and haematopoietic tissues (140-205)	1,886	1,248	638	260.4	230.6	348.4
3.	Vascular lesions affecting the central nervous system (330-334)	1,446	496	950	199.6	91.6	518.8
4.	Accidents other than motor vehicle accidents (E800-E802, E840-E862)	275	162	113	38.0	29.9	61.7
5.	Motor vehicle accidents (E810-E835)	216	159	57	29.8	29.4	31.1
6.	Diseases of liver, gallbladder, and pancreas (580-587)	195	149	46	26.9	27.5	25.1
7.	Diabetes mellitus (260)	190	95	95	26.2	17.6	51.9
8.	Influenza and pneumonia (480-483, 490-493)	178	81	97	24.6	15.0	53.0
	Influenza (480-483)	11	3	8	1.5	0.6	4.4
	Pneumonia (490-493)	167	78	89	23.1	14.4	48.6
9.	Diseases of the arteries (450-456)	162	97	65	22.4	17.9	35.5
	General arteriosclerosis (450)	78	41	37	10.8	7.6	20.2
	Aortic aneurysm, non-syphilitic, and dissecting aneurysm (451)	54	34	20	7.5	6.3	10.9
10.	Suicides (E963, E970-E979)	154	137	17	21.3	25.3	9.3
	All other causes (residual)	1,438	766	672	198.5	141.5	367.0
	<u>SIXTY-FIVE YEARS AND OVER</u>						
	Total, all causes	16,699	12,622	4,077	5651.1	5758.2	5343.4
1.	Heart diseases (410-443)	7,027	5,470	1,557	2378.0	2495.4	2040.6
	Chronic rheumatic heart disease (410-416)	57	50	7	19.3	22.8	9.2
	Arteriosclerotic and degenerative heart disease (420-422)	5,462	4,480	982	1848.4	2043.8	1287.0
	Hypertensive heart disease (440-443)	1,064	634	430	360.1	289.2	563.6
2.	Vascular lesions affecting the central nervous system (330-334)	3,634	2,553	1,081	1229.8	1164.7	1416.8
3.	Malignant neoplasms including neoplasms of lymphatic and haematopoietic tissues (140-205)	2,050	1,627	423	693.7	742.2	554.4
4.	Diseases of the arteries (450-456)	617	455	162	208.8	207.6	212.3
	General arteriosclerosis (450)	502	353	149	169.9	161.0	195.3
	Aortic aneurysm, non-syphilitic, and dissecting aneurysm (451)	95	85	10	32.1	38.8	13.1
5.	Influenza and pneumonia (480-483, 490-493)	503	385	118	170.2	175.6	154.7
	Influenza (480-483)	33	20	13	11.2	9.1	17.0
	Pneumonia (490-493)	470	365	105	159.1	166.5	137.6
6.	Accidents other than motor vehicle accidents (E800 - E802, E840-E862)	309	245	64	104.6	111.8	83.9
7.	Other diseases of the respiratory system (470-475, 500-527)	277	243	34	93.7	110.9	44.6
	Bronchitis (500-502)	40	38	2	13.5	17.3	2.6
	Pulmonary congestion and hypostasis (522)	21	12	9	7.1	5.5	11.8
	Bronchiectasis (526)	30	27	3	10.2	12.3	3.9
	Emphysema without mention of bronchitis (527.1)	112	106	6	37.9	48.4	7.9
8.	Diabetes mellitus (260)	265	195	70	89.7	89.0	91.7
9.	Symptoms, senility and ill-defined conditions (780-795)	210	111	99	71.1	50.6	129.8
	Senility (794)	77	45	32	26.1	20.5	41.9
10.	Diseases of urinary system other than nephritis and nephrosis (600-609)	174	125	49	58.9	57.0	64.2
	All other causes (residual)	1,633	1,213	420	552.6	553.4	550.5
	<u>UNKNOWN AGE</u>	5	2	3	...	...	...

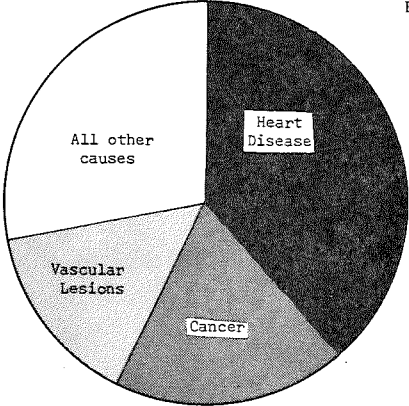
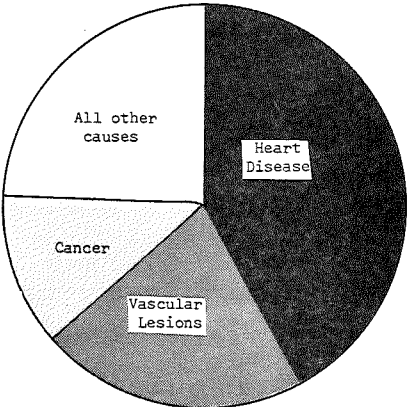
TABLE VI - B - IMPORTANT CAUSES OF DEATH, NUMBER AND PER CENT, IN SPECIFIED AGE GROUPS, GEORGIA, 1961  
 (A cause of death must account for at least 5% of all deaths in a given age group to appear in the chart)

	Cause of Death*	Number	Per Cent	
	TOTAL ALL AGES			
		Total, all causes	34,367	100.0
		Heart diseases	11,436	33.3
		Vascular lesions affecting central nervous system	5,282	15.4
		Malignant neoplasms	4,533	13.2
		Accidents excluding motor vehicle accidents	1,317	3.9
		Influenza and pneumonia	1,253	3.6
		Motor vehicle accidents	1,005	2.9
		Diseases of the arteries	817	2.4
		Other diseases of respiratory system	583	1.7
		Immaturity	510	1.5
		Diabetes mellitus	505	1.5
	All other causes	7,127	20.7	
	UNDER ONE YEAR			
		Total, all causes	2,950	100.0
		Immaturity	510	17.3
		Postnatal asphyxia and atelectasis	433	14.7
		Other and ill-defined diseases peculiar to early infancy	429	14.5
		Influenza and pneumonia	358	12.1
		Congenital malformations	329	11.2
		Birth injuries	195	6.9
		Pneumonia	127	4.3
		Accidents excluding motor vehicle accidents	115	3.9
		Gastritis, duodenitis, enteritis and colitis	98	3.3
		Other diseases of respiratory system	83	2.8
		All other causes	273	9.3
		ONE-FOUR YEARS		
			Total, all causes	479
		Accidents excluding motor vehicle accidents	85	17.7
		Influenza and pneumonia	82	17.1
		Motor vehicle accidents	57	11.9
		Congenital malformations	42	8.8
		Malignant neoplasms	31	6.5
		Other diseases of respiratory system	22	4.6
		Inflammatory diseases of central nervous system	22	4.6
		Gastritis, duodenitis, enteritis, and colitis	21	4.4
		Measles	13	2.7
		Other diseases of central nervous system	9	1.9
		Diseases of blood and blood-forming organs	9	1.9
		Ill-defined and unknown causes	8	1.7
		All other causes	78	16.3

TABLE VI - B - IMPORTANT CAUSES OF DEATH, NUMBER AND PER CENT, IN SPECIFIED AGE GROUPS, GEORGIA, 1961  
 (A cause of death must account for at least 5% of all deaths in a given age group to appear in the chart)

	Cause of Death*	Number	Per Cent	
<b>FIVE-FOURTEEN YEARS</b>				
	Total, all causes	463	100.0	
	Accidents excluding motor vehicle accidents	132	28.5	
	Motor vehicle accidents	83	17.9	
	Malignant neoplasms	57	12.3	
	Congenital malformations	28	6.0	
	Influenza and pneumonia	23	5.0	
	Inflammatory diseases of central nervous system	14	3.0	
	Other diseases of central nervous system	14	3.0	
	Diseases of liver, gallbladder and pancreas	13	2.8	
	Vascular lesions affecting central nervous system	11	2.4	
	Heart disease	9	1.9	
	Diseases of blood and blood-forming organs	6	1.3	
	Homicides	6	1.3	
	All other causes	67	14.5	
<b>FIFTEEN - TWENTY-FOUR YEARS</b>				
	Total, all causes	764	100.0	
	Motor vehicle accidents	251	32.9	
	Accidents excluding motor vehicle accidents	120	15.7	
	Homicides	88	11.5	
	Malignant neoplasms	49	6.4	
	Suicides	34	4.5	
	Heart diseases	24	3.1	
	Other diseases of the central nervous system	21	2.7	
	Influenza and pneumonia	20	2.6	
	Complications of pregnancy and the puerperium	15	2.0	
	Congenital malformations	14	1.8	
	Vascular lesions affecting the central nervous system	14	1.8	
	All other causes	114	14.9	
	<b>TWENTY-FIVE - FORTY-FOUR YEARS</b>			
		Total, all causes	3,042	100.0
		Heart diseases	538	17.7
Malignant neoplasms		458	15.1	
Motor vehicle accidents		303	10.0	
Accidents excluding motor vehicle accidents		281	9.2	
Homicides		221	7.3	
Vascular lesions affecting central nervous system		172	5.7	
Suicides		133	4.4	
Diseases of liver, gallbladder and pancreas		100	3.3	
Influenza and pneumonia		89	2.9	
Symptoms and ill-defined conditions		57	1.9	
All other causes		690	22.7	

TABLE VI - B - IMPORTANT CAUSES OF DEATH, NUMBER AND PER CENT IN SPECIFIED AGE GROUPS, GEORGIA, 1961  
(A cause of death must account for at least 5% of all deaths in a given age group to appear in the chart)

		Cause of Death*	Number	Per Cent	
FORTY-FIVE - SIXTY-FOUR YEARS					
	Total, all causes		9,965	100.0	
	Heart diseases		3,825	38.4	
	Malignant neoplasms		1,886	18.9	
	Vascular lesions affecting central nervous system		1,446	14.5	
	Accidents excluding motor vehicle accidents		275	2.8	
	Motor vehicle accidents		216	2.2	
	Diseases of liver, gallbladder and pancreas		195	2.0	
	Diabetes mellitus		190	1.9	
	Influenza and pneumonia		178	1.8	
	Diseases of the arteries		162	1.6	
	Suicides		154	1.5	
	All other causes		1,438	14.4	
	SIXTY-FIVE YEARS AND OVER				
		Total, all causes		16,699	100.0
Heart diseases		7,027	42.1		
Vascular lesions affecting central nervous system		5,634	21.8		
Malignant neoplasms		2,050	12.3		
Diseases of the arteries		617	3.7		
Influenza and pneumonia		503	3.0		
Accidents excluding motor vehicle accidents		309	1.9		
Other diseases of the respiratory system		277	1.7		
Diabetes mellitus		265	1.6		
Symptoms, senility and ill-defined conditions		210	1.3		
Other diseases of urinary system		174	1.0		
All other causes		1,633	9.8		

\* See table VI for Seventh Revision, International List Code Numbers

TABLE VII - DEATHS FROM HEART DISEASE BY TYPE, BY AGE, GEORGIA, 1961

Type and Seventh Revision of International List Number of Causes of Death	Total all Ages	Age in Years									Unknown Age
		Under 5	5-14	15-24	25-34	35-44	45-54	55-64	65-74	75 & Over	
<b>Number</b>											
Total, all types (410-443)	11,436	11	9	24	84	454	1,370	2,455	3,272	3,755	2
Chronic rheumatic heart disease (410-416)	207	1	5	9	14	34	41	46	32	25	-
Arteriosclerotic and degenerative heart disease (420-422)	8,744	-	-	6	38	320	1,014	1,903	2,554	2,908	1
Hypertensive heart disease (440-443)	1,744	-	-	2	13	63	220	381	495	569	1
Other diseases of the heart (430-434)	741	10	4	7	19	37	95	125	191	253	-
<b>Percentage Distribution:</b>											
Total, all types (410-443)	100.0	100.0	100.0	100.0	100.0	100.0	100.0	100.0	100.0	100.0	100.0
Chronic rheumatic heart disease (410-416)	1.8	9.1	55.6	37.5	16.7	7.5	3.0	1.9	1.0	0.7	0
Arteriosclerotic and degenerative heart disease (420-422)	76.5	0	0	25.0	45.2	70.5	74.0	77.5	78.0	77.4	50.0
Hypertensive heart disease (440-443)	15.3	0	0	8.3	15.5	13.9	16.1	15.5	15.1	15.2	50.0
Other diseases of the heart (430-434)	6.5	90.9	44.4	29.2	22.6	8.1	6.9	5.1	5.8	6.7	0

TABLE VIII - DEATHS FROM CANCER BY SITE, RACE AND SEX, GEORGIA, 1961

Site	Total	Number				Total	Percentage Distribution			
		White		Nonwhite			White		Nonwhite	
		Male	Female	Male	Female		Male	Female	Male	Female
Malignant neoplasms, total all sites (140-205)	4,532	1,688	1,591	602	651	100.0	100.0	100.0	100.0	100.0
Buccal cavity and pharynx (140-148)	112	51	32	18	11	2.5	3.0	2.0	3.0	1.7
Digestive organs and peritoneum (150-156.1, 157-159)	1,294	469	438	216	171	28.6	27.8	27.5	35.9	26.3
Respiratory system (160-164)	705	481	79	110	35	15.6	28.5	5.0	18.3	5.4
Breast (170)	390	4	279	-	107	8.6	0.2	17.5	0	16.4
Genital organs (171-179)	846	184	345	121	196	18.7	10.9	21.7	20.1	30.1
Urinary organs (180-181)	192	98	47	27	20	4.2	5.8	3.0	4.5	3.1
Other and unspecified sites (156.2, 165, 190-199)	577	211	222	67	77	12.7	12.5	14.0	11.1	11.8
Leukemia and aleukemia (204)	209	102	79	13	15	4.6	6.0	5.0	2.2	2.3
Lymphosarcoma, etc. (200-203, 205)	207	88	70	30	19	4.6	5.2	4.4	5.0	2.9



TABLE IX - MATERNAL DEATHS, NUMBER AND RATIO PER 10,000 LIVE BIRTHS, BY RACE, GEORGIA, 1961

Cause and Seventh Revision International List Number	Number			Ratio		
	Total	White	Nonwhite	Total	White	Nonwhite
Total, all causes (640-689)	52	19	33	5.2	3.0	9.1
Abortion, all causes (650-652)	10	2	8	1.0	0.3	2.2
Ectopic pregnancy (645)	4	1	3	0.4	0.2	0.8
Hemorrhage of pregnancy (643, 644)	2	-	2	0.2	0	0.6
Toxemias of pregnancy (642)	9	5	4	0.9	0.8	1.1
Other complications arising during pregnancy (640, 641, 648-649)	4	1	3	0.4	0.2	0.8
Hemorrhage of childbirth and puerperium (670-672)	6	2	4	0.6	0.3	1.1
Infection during childbirth and puerperium (680-684)	5	1	4	0.5	0.2	1.1
Puerperal toxemias (685, 686)	-	-	-	0	0	0
Other accidents and specified conditions of childbirth (673-678, 687)	11	6	5	1.1	0.9	1.4
Other and unspecified conditions of childbirth and the puerperium (660, 688, 689)	1	1	-	0.1	0.2	0

TABLE X - INFANT DEATHS, NUMBER AND RATE PER 1,000 LIVE BIRTHS, BY RACE, SEX AND AGE, GEORGIA, 1961

Race and Sex	Number						Rate Per 1,000 Live Births					
	Under 1 Year	Under 28 Days				28 Days to 1 Year	Under 1 Year	Under 28 Days				28 Days to 1 Year
		Total	Under 1 Day	1-6 Days	7-27 Days			Total	Under 1 Day	1-6 Days	7-27 Days	
<b>Total</b>	2,950	1,976	1,012	680	284	974	29.4	19.7	10.1	6.8	2.8	9.7
Male	1,738	1,164	604	407	153	574	33.8	22.7	11.8	7.9	3.0	11.2
Female	1,212	812	408	273	131	400	24.7	16.5	8.3	5.6	2.7	8.2
<b>White</b>	1,389	1,072	566	395	111	317	21.6	16.7	8.8	6.1	1.7	4.9
Male	848	645	352	235	58	203	25.5	19.4	10.6	7.1	1.7	6.1
Female	541	427	214	160	53	114	17.4	13.7	6.9	5.1	1.7	3.7
<b>Nonwhite</b>	1,561	904	446	285	173	657	43.2	25.0	12.3	7.9	4.8	18.2
Male	890	519	252	172	95	371	49.1	28.6	13.9	9.5	5.2	20.5
Female	671	385	194	113	78	286	37.3	21.4	10.8	6.3	4.3	15.9

TABLE XI - INFANT DEATHS, NUMBER AND RATE PER 1,000 LIVE BIRTHS,  
BY CAUSE, BY RACE, GEORGIA, 1961

Cause and Seventh Revision International List Number	Number			Rate		
	Total	White	Nonwhite	Total	White	Nonwhite
Total, all causes	2,950	1,389	1,561	29.4	21.6	43.2
Tuberculosis, all forms (001-019)	-	-	-	0	0	0
Dysentery, all forms (045-048)	6	-	6	0.1	0	0.2
Whooping cough (056)	3	-	3	0.0	0	0.1
Meningococcal infections (057)	6	6	-	0.1	0.1	0
All other infective and parasitic diseases (020-044, 049-055, 058-138)	29	13	16	0.3	0.2	0.4
Diseases of endocrine glands (250-277)	5	4	1	0.0	0.1	0.0
Meningitis, except meningococcal and tuberculous (340)	25	9	16	0.2	0.1	0.4
All other diseases of nervous system and sense organs (330-334, 341-398)	25	13	12	0.2	0.2	0.3
Influenza and pneumonia, except pneumonia of newborn (480-493)	358	88	270	3.6	1.4	7.5
Influenza (480-483)	26	2	24	0.3	0.0	0.7
Pneumonia, except pneumonia of newborn (490-493)	332	86	246	3.3	1.3	6.8
All other diseases of respiratory system (470-475, 500-527)	83	29	54	0.8	0.5	1.5
Hernia and intestinal obstruction (560-561, 570)	21	13	8	0.2	0.2	0.2
Gastritis, duodenitis, enteritis, and colitis, except diarrhea of newborn (543,571,572)	98	22	76	1.0	0.3	2.1
All other diseases of digestive system (530-542, 544-553, 573-587)	10	6	4	0.1	0.1	0.1
Congenital malformations (750-759)	329	229	100	3.3	3.6	2.8
Spina bifida and meningocele (751)	36	29	7	0.4	0.5	0.2
Congenital malformations of circulatory system (754)	138	103	35	1.4	1.6	1.0
All other congenital malformations (750, 752, 753, 755-759)	155	97	58	1.5	1.5	1.6
Certain diseases of early infancy (760-776)	1,716	878	838	17.1	13.7	23.2
Without mention of immaturity (.0-.4)	517	233	284	5.1	3.6	7.9
With immaturity (.5-.9)	1,198	645	553	11.9	10.0	15.3
Birth injuries (760-761)	195	125	70	1.9	1.9	1.9
Without mention of immaturity (.0)	104	54	50	1.0	0.8	1.4
With immaturity (.5)	91	71	20	0.9	1.1	0.6
Intracranial and spinal injury at birth (760)	53	35	18	0.5	0.5	0.5
Without mention of immaturity (.0)	46	28	18	0.5	0.4	0.5
With immaturity (.5)	7	7	-	0.1	0.1	0
Other birth injury (761)	142	90	52	1.4	1.4	1.4
Without mention of immaturity (.0)	58	26	32	0.6	0.4	0.9
With immaturity (.5)	84	64	20	0.8	1.0	0.6
Postnatal asphyxia and atelectasis (762)	433	263	170	4.3	4.1	4.7
Without mention of immaturity (.0)	124	65	59	1.2	1.0	1.6
With immaturity (.5)	309	198	111	3.1	3.1	3.1
Pneumonia of newborn (763)	127	35	91	1.3	0.6	2.5
Without mention of immaturity (.0)	96	28	68	1.0	0.4	1.9
With immaturity (.5)	31	8	23	0.3	0.1	0.6
Diarrhea of newborn (764)	22	6	16	0.2	0.1	0.4
Without mention of immaturity (.0)	18	4	14	0.2	0.1	0.4
With immaturity (.5)	4	2	2	0.0	0.0	0.1
Other infections of newborn (765-768)	38	19	20	0.4	0.3	0.6
Without mention of immaturity (.0)	21	12	9	0.2	0.2	0.2
With immaturity (.5)	17	6	11	0.2	0.1	0.3
Neonatal disorders arising from maternal toxemia (769)	32	20	12	0.3	0.3	0.3
Without mention of immaturity (.0-.4)	3	6	3	0.1	0.1	0.1
With immaturity (.5-.9)	23	14	9	0.2	0.2	0.2
Hemolytic disease of newborn (erythroblastosis) (770)	40	30	10	0.4	0.5	0.3
Without mention of immaturity (.0-.2)	33	25	8	0.3	0.4	0.2
With immaturity (.5-.7)	7	5	2	0.1	0.1	0.1
Hemorrhagic diseases of newborn (771)	17	6	11	0.2	0.1	0.3
Without mention of immaturity (.0)	11	3	8	0.1	0.0	0.2
With immaturity (.5)	6	3	3	0.1	0.0	0.1
Ill-defined diseases peculiar to early infancy, including nutritional maladjustment (772-773)	302	140	162	3.0	2.2	4.5
Without mention of immaturity (.0)	102	36	66	1.0	0.6	1.8
With immaturity (.5)	200	104	96	2.0	1.6	2.7
Immaturity with mention of subsidiary condition (774)	30	8	22	0.3	0.1	0.6
Immaturity unqualified (776)	480	226	254	4.8	3.5	7.0
Symptoms and ill-defined conditions (780-793, 795)	71	13	58	0.7	0.2	1.6
All other diseases (residual)	40	16	24	0.4	0.2	0.7
Accidents (E800-E962)	120	49	71	1.2	0.8	2.0
Inhalation and ingestion of food or other object causing obstruction or suffocation (E921, E922)	42	18	24	0.4	0.3	0.7
Accidental mechanical suffocation in bed and cradle (E924)	42	18	24	0.4	0.3	0.7
All other accidental causes (E800-E920, E923, E925-E962)	36	13	23	0.4	0.2	0.6
Homicide (E964, E980-E999)	5	1	4	0.0	0.0	0.1

TABLE XII - ACCIDENTAL DEATHS, NUMBER AND RATE, BY TYPE OF ACCIDENT, BY AGE, GEORGIA, 1961

Type of Accident (International List Number - Seventh Revision)	Number								Rate per 100,000 Population							
	Total All Ages	Age in Years							Total All Ages	Age in Years						
		Under 1	1-4	5-14	15-24	25-44	45-64	65 & over		Under 1	1-4	5-14	15-24	25-44	45-64	65 & over
Total, all accidents	2,322	120	142	215	371	594	491	399	58.0	122.3	37.3	24.8	60.6	56.7	67.8	135.0
Transport accidents (E800-E802, E810-E845, E850-E858, E860-E866)	1,083	5	58	89	258	335	244	94	27.0	5.1	15.2	10.3	42.1	32.5	33.7	31.8
Railway accidents (E800-E802)	37	-	1	1	4	15	14	2	0.9	0	0.3	0.1	0.7	1.5	1.9	0.7
Motor vehicle accidents (E810-E835)	1,005	5	57	83	251	303	216	30	25.1	5.1	15.0	9.6	41.0	29.4	29.8	30.5
Submersion of small boat (E850)	21	-	-	4	2	4	10	1	0.5	0	0	0.5	0.3	0.4	1.4	0.3
Aircraft accidents (E860-E866)	13	-	-	-	1	10	2	-	0.3	0	0	0	0.2	1.0	0.3	0
All other transport accidents (E840-E845, E851-E858)	7	-	-	1	-	3	2	1	0.2	0	0	0.1	0	0.3	0.3	0.3
Non-transport accidents (E870-E898, E890-E895, E900-E904, E910-E936, E940-E962)	1,239	115	84	126	113	249	247	305	30.9	117.2	22.0	14.6	18.5	24.2	34.1	103.2
Home	755	97	69	64	26	96	144	259	18.8	98.9	18.1	7.4	4.2	9.3	19.9	87.6
Farm	77	-	2	6	17	23	23	6	1.9	0	0.5	0.7	2.8	2.2	3.2	2.0
Other	407	18	13	56	70	130	80	40	10.2	18.3	3.4	6.5	11.4	12.6	11.0	13.5
Accidental poisoning (E870-E898, E890-E895)	86	3	19	2	6	26	28	2	2.1	3.1	5.0	0.2	1.0	2.5	3.9	0.7
Home	51	3	17	1	2	7	19	2	1.3	3.1	4.5	0.1	0.3	0.7	2.6	0.7
Farm	1	-	-	-	1	-	-	-	0.0	0	0	0	0.2	0	0	0
Other	34	-	2	1	3	19	9	-	0.8	0	0.5	0.1	0.5	1.8	1.2	0
Accidental Falls (E900-E904)	295	3	4	6	9	27	45	201	7.4	3.1	1.0	0.7	1.5	2.6	6.2	68.0
Home	252	3	4	3	1	21	31	189	6.3	3.1	1.0	0.3	0.2	2.0	4.3	64.0
Farm	5	-	-	1	1	-	2	1	0.1	0	0	0.1	0.2	0	0.3	0.3
Other	38	-	-	2	7	6	12	11	0.9	0	0	0.2	1.1	0.6	1.7	3.7
Accidents caused by machinery (E912)	41	-	1	4	6	12	12	6	1.0	0	0.3	0.5	1.0	1.2	1.7	2.0
Home	4	-	-	1	-	-	2	1	0.1	0	0	0.1	0	0	0.3	0.3
Farm	18	-	1	1	4	4	4	4	0.4	0	0.3	0.1	0.7	0.4	0.6	1.4
Other	19	-	-	2	2	8	6	1	0.5	0	0	0.2	0.3	0.8	0.8	0.3
Accidental Burns (E916-E917)	255	6	29	41	10	49	64	56	6.4	6.1	7.6	4.7	1.6	4.8	8.8	19.0
Home	234	6	28	40	7	39	59	55	5.8	6.1	7.3	4.6	1.1	3.8	8.1	18.6
Farm	3	-	1	-	-	-	1	1	0.1	0	0.3	0	0	0	0.1	0.3
Other	18	-	-	1	3	10	4	-	0.4	0	0	0.1	0.5	1.0	0.6	0
Accidents caused by firearms (E919)	120	-	3	18	26	39	30	4	3.0	0	0.9	2.1	4.2	3.8	4.1	1.4
Home	75	-	2	11	14	24	21	3	1.9	0	0.5	1.3	2.3	2.3	2.9	1.0
Farm	11	-	-	-	2	5	4	-	0.3	0	0	0	0.3	0.5	0.6	0
Other	34	-	1	7	10	10	5	1	0.8	0	0.3	0.8	1.6	1.0	0.7	0.3
Accidental inhalation and ingestion of food and other objects (E921-E922)	59	42	7	-	-	1	4	5	1.5	42.8	1.8	0	0	0.1	0.6	1.7
Home	46	34	6	-	-	1	3	2	1.1	34.7	1.6	0	0	0.1	0.4	0.7
Farm	-	-	-	-	-	-	-	-	0	0	0	0	0	0	0	0
Other	13	8	1	-	-	-	1	3	0.3	8.2	0.3	0	0	0	1.0	1.0
Accidental mechanical suffocation (E924-E925)	56	48	1	3	-	4	-	-	1.4	48.9	0.3	0.3	0	0.4	0	0
Home	48	46	-	2	-	-	-	-	1.2	46.9	0	0.2	0	0	0	0
Farm	-	-	-	-	-	-	-	-	0	0	0	0	0	0	0	0
Other	8	2	1	1	-	4	-	-	0.2	2.0	0.3	0.1	0	0.4	0	0
Accidental drowning (exclusive of submersion of occupant of small boat) (E929)	136	1	12	42	30	32	14	5	3.4	1.0	3.1	4.9	4.9	3.1	1.9	1.7
Home	12	1	8	2	-	-	-	1	0.3	1.0	2.1	0.2	0	0	0	0.3
Farm	15	-	-	3	4	5	3	-	0.4	0	0	0.3	0.7	0.5	0.4	0
Other	109	-	4	37	26	27	11	4	2.7	0	1.0	4.3	4.2	2.6	1.5	1.4
All other non-transport accidents (E910-E911, E913-E915, E918, E920, E923, E926-E928, E930-E936, E940-E962)	191	12	8	10	26	59	50	26	4.8	12.2	2.1	1.2	4.2	5.7	6.9	8.8
Home	33	4	4	4	2	4	9	6	0.8	4.1	1.0	0.5	0.3	0.4	1.2	2.0
Farm	24	-	-	1	5	9	9	-	0.6	0	0	0.1	0.8	0.9	1.2	0
Other	134	8	4	5	19	46	32	20	3.3	8.2	1.0	0.6	3.1	4.5	4.4	6.8

TABLE XIII VITAL STATISTICS, BY COUNTY, BY RACE, GEORGIA, 1961

ITEM	GEORGIA						APPLING					
	Number			Rate or Ratio *			Number			Rate or Ratio *		
	Total	White	Non-White	Total	White	Non-White	Total	White	Non-White	Total	White	Non-White
1 Estimated population as of July 1, 1961	4,006,500	2,867,500	1,139,000				13,500	10,400	3,100			
<b>LIVE BIRTHS</b>												
2 Total	100,444	64,316	36,128	25.1%	22.4	31.7	279	192	87	20.7	18.5	28.1
3 Delivered in hospital	88,945	63,686	25,259	88.6%	99.0%	69.9%	234	186	48	83.9%	96.9%	55.2%
4 Delivered in home by physician	2,305	429	1,876	2.3%	0.7%	5.2%	10	4	6	3.6%	2.1%	6.9%
5 Delivered in home by midwife	9,123	184	8,939	9.1%	0.3%	24.7%	34	2	32	12.2%	1.0%	36.8%
6 Other deliveries	71	17	54	0.1%	0.0%	0.1%	1	—	1	0.4%	0%	1.1%
7 Immature births	9,136	4,452	4,684	91.0	69.2	129.6	27	17	10	96.8	88.5	114.9
8 Live births to unwed mothers	9,880	1,246	8,634	98.4	19.4	239.0	22	8	14	78.9	41.7	160.9
<b>FETAL DEATHS</b>												
9 Total	3,350	1,958	1,392	33.4	30.4	38.5	7	3	4	25.1	15.6	46.0
10 Under 20 weeks gestation	1,370	1,025	345	13.6	15.9	9.5	1	—	1	3.6	0	11.5
11 20-27 weeks gestation	548	252	296	5.5	3.9	8.2	—	—	—	0	0	0
12 28 weeks and more	1,263	596	667	12.6	9.3	18.5	4	2	2	14.3	10.4	23.0
13 Unknown length of gestation	169	85	84	1.7	1.3	2.3	2	1	1	7.2	5.2	11.5
<b>DEATHS</b>												
14 Total, all ages	34,367	22,320	12,047	857.8	778.4	1057.7	101	76	25	748.1	730.8	806.5
15 Under 1 year	2,950	1,389	1,561	29.4	21.6	43.2	5	4	1	17.9	20.8	11.5
16 Under 28 days	1,976	1,073	903	19.7	16.7	25.0	4	4	—	14.3	20.8	0
17 Deaths from immaturity	510	234	276	5.1	3.6	7.6	—	—	—	0	0	0
18 1-4 years **	479	240	239	—	—	—	—	—	1	—	—	—
19 Maternal deaths	52	19	33	5.2	3.0	9.1	1	1	—	35.8	52.1	0
<b>CAUSE OF DEATH</b>												
20 Tuberculosis, all forms (001-019)	195	87	108	4.9	3.0	9.5	1	—	1	7.4	0	32.3
21 Syphilis and its sequelae (020-029)	76	19	57	1.9	0.7	5.0	1	—	1	7.4	0	32.3
22 Typhoid fever (040)	1	—	1	0.0	0	0.1	—	—	—	0	0	0
23 Dysentery, all forms (045-048)	20	7	13	0.5	0.2	1.1	—	—	—	0	0	0
24 Scarlet fever (050)	1	1	—	0.0	0.0	0	—	—	—	0	0	0
25 Streptococcal sore throat (051)	2	—	2	0.0	0	0.2	—	—	—	0	0	0
26 Diphtheria (055)	6	5	1	0.1	0.2	0.1	—	—	—	0	0	0
27 Whooping cough (056)	3	—	3	0.1	0	0.3	—	—	—	0	0	0
28 Meningococcal infections (057)	13	9	4	0.3	0.3	0.4	—	—	—	0	0	0
29 Acute poliomyelitis (080)	2	—	2	0.0	0	0.2	—	—	—	0	0	0
30 Acute infectious encephalitis (082)	6	4	2	0.1	0.1	0.2	—	—	—	0	0	0
31 Smallpox (084)	—	—	—	0	0	0	—	—	—	0	0	0
32 Measles (085)	16	9	7	0.4	0.3	0.6	—	—	—	0	0	0
33 Typhus and other rickettsial diseases (100-103, 105-108)	—	—	—	0	0	0	—	—	—	0	0	0
34 Rocky Mountain spotted fever (104)	—	—	—	0	0	0	—	—	—	0	0	0
35 Malaria (110-117)	—	—	—	0	0	0	—	—	—	0	0	0
36 All other diseases classified as infective and parasitic (030-039, 041-044, 049, 052-054, 059-074, 081, 083, 086-096, 120-138)	127	74	53	3.2	2.6	4.7	—	—	—	0	0	0
37 Malignant neoplasms, including neoplasms of lymphatic and haematopoietic tissues (140-205)	4,532	3,279	1,253	113.1	114.4	110.0	7	3	4	51.9	28.8	129.0
38 Benign and unspecified neoplasms (210-239)	90	55	35	2.2	1.9	3.1	—	—	—	0	0	0
39 Diabetes mellitus (260)	505	320	185	12.6	11.2	16.2	5	3	2	37.0	28.8	64.5
40 Pellagra (281)	6	4	2	0.1	0.1	0.2	—	—	—	0	0	0
41 Anemias (290-293)	87	47	40	2.2	1.6	3.5	—	—	—	0	0	0
42 Vascular lesions affecting central nervous system (330-334)	5,282	3,122	2,160	131.8	108.9	189.6	14	10	4	103.7	96.2	129.0
43 Nonmeningococcal meningitis (340)	81	35	46	2.0	1.2	4.0	—	—	—	0	0	0
44 Rheumatic fever (400-402)	11	1	10	0.3	0.0	0.9	—	—	—	0	0	0
45 Heart diseases (410-443)	11,436	8,118	3,318	285.4	283.1	291.3	43	38	5	318.5	365.4	161.3
46 Hypertension without mention of heart (444-447)	309	143	166	7.7	5.0	14.6	—	—	—	0	0	0
47 Influenza and pneumonia (480-483, 490-493)	1,253	620	633	31.3	21.6	55.6	5	3	2	37.0	28.8	64.5
48 Bronchitis (500-502)	77	60	17	1.9	2.1	1.5	—	—	—	0	0	0
49 Ulcer of stomach and duodenum (540, 541)	230	168	62	5.7	5.9	5.4	—	—	—	0	0	0
50 Appendicitis (550-553)	45	19	26	1.1	0.7	2.3	—	—	—	0	0	0
51 Intestinal obstruction and hernia (560, 561, 570)	193	139	54	4.8	4.8	4.7	2	2	—	14.8	19.2	0
52 Gastritis, duodenitis, enteritis and colitis (except diarrhoea of the newborn) (543, 571, 572)	201	87	114	5.0	3.0	10.0	—	—	—	0	0	0
53 Cirrhosis of liver (581)	264	214	50	6.6	7.5	4.4	—	—	—	0	0	0
54 Nephritis and nephrosis (590-594)	322	154	168	8.0	5.4	14.7	—	—	—	0	0	0
55 Hyperplasia of prostate (610)	85	45	40	2.1	1.6	3.5	1	1	—	7.4	9.6	0
56 Complications of pregnancy, childbirth and the puerperium (640-652, 670-689)	52	19	33	1.3	0.7	2.9	1	1	—	7.4	9.6	0
57 Congenital malformations (750-759)	453	307	146	11.3	10.7	12.8	1	—	1	7.4	0	32.3
58 Birth injuries, postnatal asphyxia and atelectasis (760-762)	629	389	240	15.7	13.6	21.1	3	3	—	22.2	28.8	0
59 Infection of the newborn (763-768)	187	60	127	4.7	2.1	11.2	—	—	—	0	0	0
60 Other diseases peculiar to early infancy, and immaturity unqualified (769-776)	901	430	471	22.5	15.0	41.4	—	—	—	0	0	0
61 Senility, without mention of psychosis (794)	80	45	35	2.0	1.6	3.1	—	—	—	0	0	0
62 Ill-defined and unknown causes (780-793, 795)	391	159	232	9.8	5.5	20.4	1	—	1	7.4	0	32.3
63 Motor vehicle accidents (E810-E835)	1,005	744	261	25.1	25.9	22.9	2	2	—	14.8	19.2	0
64 All other accidents (E800-E802, E840-E962)	1,317	805	512	32.9	28.1	45.0	4	3	1	29.6	28.8	32.3
65 Suicide (E963, E970-E979)	369	334	35	9.2	11.6	3.1	1	1	—	7.4	9.6	0
66 Homicide (E964, E980-E985)	417	126	291	10.4	4.4	25.5	—	—	1	7.4	0	32.3
67 All other diseases (residual)	3,089	2,057	1,032	77.1	71.7	90.6	8	6	2	59.3	57.7	64.5

TABLE XIII VITAL STATISTICS, BY COUNTY, BY RACE, GEORGIA, 1961

ITEM	ATKINSON						BACON						
	Number			Rate or Ratio *			Number			Rate or Ratio *			
	Total	White	Non-White	Total	White	Non-White	Total	White	Non-White	Total	White	Non-White	
1 Estimated population as of July 1	6,300	4,500	1,800				8,500	7,400	1,100				1
<b>LIVE BIRTHS</b>													
2 Total	191	109	82	30.3	24.2	45.6	197	151	46	23.2	20.4	41.8	2
3 Delivered in hospital	99	75	24	51.8%	68.8%	29.3%	187	150	37	94.9%	99.3%	80.4%	3
4 Delivered in home by physician	77	32	45	40.3%	29.4%	54.9%	-	-	-	0%	0%	0%	4
5 Delivered in home by midwife	15	2	13	7.9%	1.8%	15.9%	10	1	9	5.1%	0.7%	19.6%	5
6 Other deliveries	-	-	-	0%	0%	0%	-	-	-	0%	0%	0%	6
7 Immature births	18	10	8	94.2	91.7	97.6	15	10	5	76.1	66.2	108.7	7
8 Live births to unwed mothers	3	1	2	15.7	9.2	24.4	10	2	8	50.8	13.2	173.9	8
<b>FETAL DEATHS</b>													
9 Total	6	4	2	31.4	36.7	24.4	3	3	-	15.2	19.9	0	9
10 Under 20 weeks gestation	2	1	1	10.5	9.2	12.2	1	1	-	5.1	6.6	0	10
11 20-27 weeks gestation	1	-	1	5.2	0	12.2	-	-	-	0	0	0	11
12 28 weeks and more	2	2	-	10.5	18.3	0	2	2	-	10.2	13.2	0	12
13 Unknown length of gestation	1	1	-	5.2	9.2	0	-	-	-	0	0	0	13
<b>DEATHS</b>													
14 Total, all ages	66	47	19	1047.6	1044.4	1055.6	84	72	12	988.2	973.0	1090.9	14
15 Under 1 year	2	1	1	10.5	9.2	12.2	10	6	4	50.8	39.7	87.0	15
16 Under 28 days	1	-	1	5.2	0	12.2	8	6	2	40.6	39.7	43.5	16
17 Deaths from immaturity	-	-	-	0	0	0	2	1	1	10.2	6.6	21.7	17
18 1-4 years **	5	2	3	-	-	-	1	-	1	-	-	-	18
19 Maternal deaths	1	1	-	52.4	91.7	0	-	-	-	0	0	0	19
<b>CAUSE OF DEATH</b>													
20 Tuberculosis, all forms (001-019)	-	-	-	0	0	0	-	-	-	0	0	0	20
21 Syphilis and its sequelae (020-029)	-	-	-	0	0	0	-	-	-	0	0	0	21
22 Typhoid fever (040)	-	-	-	0	0	0	-	-	-	0	0	0	22
23 Dysentery, all forms (045-048)	-	-	-	0	0	0	-	-	-	0	0	0	23
24 Scarlet fever (050)	-	-	-	0	0	0	-	-	-	0	0	0	24
25 Streptococcal sore throat (051)	-	-	-	0	0	0	-	-	-	0	0	0	25
26 Diphtheria (055)	-	-	-	0	0	0	-	-	-	0	0	0	26
27 Whooping cough (056)	-	-	-	0	0	0	-	-	-	0	0	0	27
28 Meningococcal infections (057)	-	-	-	0	0	0	-	-	-	0	0	0	28
29 Acute poliomyelitis (080)	-	-	-	0	0	0	-	-	-	0	0	0	29
30 Acute infectious encephalitis (082)	-	-	-	0	0	0	-	-	-	0	0	0	30
31 Smallpox (084)	-	-	-	0	0	0	-	-	-	0	0	0	31
32 Measles (085)	1	1	-	15.9	22.2	0	-	-	-	0	0	0	32
33 Typhus and other rickettsial diseases (100-103, 105-108)	-	-	-	0	0	0	-	-	-	0	0	0	33
34 Rocky Mountain spotted fever (104)	-	-	-	0	0	0	-	-	-	0	0	0	34
35 Malaria (110-117)	-	-	-	0	0	0	-	-	-	0	0	0	35
36 All other diseases classified as infective and parasitic (030-039, 041-044, 049, 052-054, 059-074, 081, 083, 086-096, 120-138)	-	-	-	0	0	0	-	-	-	0	0	0	36
37 Malignant neoplasms, including neoplasms of lymphatic and haematopoietic tissues (140-205)	8	6	2	127.0	133.3	111.1	10	8	2	117.6	108.1	181.8	37
38 Benign and unspecified neoplasms (210-239)	-	-	-	0	0	0	-	-	-	0	0	0	38
39 Diabetes mellitus (260)	1	1	-	15.9	22.2	0	2	2	-	23.5	27.0	0	39
40 Pellagra (281)	-	-	-	0	0	0	-	-	-	0	0	0	40
41 Anemias (290-293)	-	-	-	0	0	0	-	-	-	0	0	0	41
42 Vascular lesions affecting central nervous system (330-334)	16	9	7	254.0	200.0	388.9	10	9	1	117.6	121.6	90.9	42
43 Nonmeningococcal meningitis (340)	-	-	-	0	0	0	-	-	-	0	0	0	43
44 Rheumatic fever (400-402)	-	-	-	0	0	0	-	-	-	0	0	0	44
45 Heart diseases (410-443)	15	14	1	238.1	311.1	55.6	34	31	3	400.0	418.9	272.7	45
46 Hypertension without mention of heart (444-447)	-	-	-	0	0	0	2	2	-	23.5	27.0	0	46
47 Influenza and pneumonia (480-483, 490-493)	4	2	2	63.5	44.4	111.1	4	1	3	47.1	13.5	272.7	47
48 Bronchitis (500-502)	1	1	1	15.9	0	55.6	2	2	-	23.5	27.0	0	48
49 Ulcer of stomach and duodenum (540, 541)	-	-	-	0	0	0	-	-	-	0	0	0	49
50 Appendicitis (550-553)	-	-	-	0	0	0	-	-	-	0	0	0	50
51 Intestinal obstruction and hernia (560, 561, 570)	-	-	-	0	0	0	1	1	-	11.8	13.5	0	51
52 Gastritis, duodenitis, enteritis and colitis (except diarrhea of the newborn) (543, 571, 572)	-	-	-	0	0	0	-	-	-	0	0	0	52
53 Cirrhosis of liver (581)	2	2	-	31.7	44.4	0	-	-	-	0	0	0	53
54 Nephritis and nephrosis (590-594)	-	-	-	0	0	0	-	-	-	0	0	0	54
55 Hyperplasia of prostate (610)	-	-	-	0	0	0	-	-	-	0	0	0	55
56 Complications of pregnancy, childbirth and the puerperium (640-652, 670-689)	1	1	-	15.9	22.2	0	-	-	-	0	0	0	56
57 Congenital malformations (750-759)	-	-	-	0	0	0	2	1	1	23.5	13.5	90.9	57
58 Birth injuries, postnatal asphyxia and atelectasis (760-762)	1	-	1	15.9	0	55.6	2	2	-	23.5	27.0	0	58
59 Infection of the newborn (763-768)	-	-	-	0	0	0	1	1	-	11.8	13.5	0	59
60 Other diseases peculiar to early infancy, and immaturity unqualified (769-776)	-	-	-	0	0	0	3	2	1	35.3	27.0	90.9	60
61 Senility, without mention of psychosis (794)	-	-	-	0	0	0	-	-	-	0	0	0	61
62 Ill-defined and unknown causes (780-793, 795)	1	1	-	15.9	22.2	0	-	-	-	0	0	0	62
63 Motor vehicle accidents (E810-E835)	1	-	1	15.9	0	55.6	3	2	1	35.3	27.0	90.9	63
64 All other accidents (E800-E802, E840-E962)	7	4	3	111.1	88.9	166.7	2	2	-	23.5	27.0	0	64
65 Suicide (E963, E970-E979)	2	2	-	31.7	44.4	0	1	1	-	11.8	13.5	0	65
66 Homicide (E964, E980-E985)	1	1	-	15.9	22.2	0	-	-	-	0	0	0	66
67 All other diseases (residual)	4	3	1	63.5	66.7	55.6	5	5	-	58.8	67.6	0	67

TABLE XIII VITAL STATISTICS, BY COUNTY, BY RACE, GEORGIA, 1961

ITEM	BAKER						BALDWIN					
	Number			Rate or Ratio *			Number			Rate or Ratio *		
	Total	White	Non-White	Total	White	Non-White	Total	White	Non-White	Total	White	Non-White
1 Estimated population as of July 1	4,600	1,900	2,700				22,300	13,400	8,900			
<b>LIVE BIRTHS</b>												
2 Total	111	34	77	24.1	17.9	28.5	589	287	302	26.4	21.4	33.9
3 Delivered in hospital	81	34	47	73.0%	100.0%	61.0%	442	287	155	75.0%	100.0%	51.3%
4 Delivered in home by physician				0%	0%	0%	7		7	1.2%	0%	2.3%
5 Delivered in home by midwife				0%	0%	0%				0%	0%	0%
6 Other deliveries	30		30	27.0%	0%	39.0%	140		140	23.8%	0%	46.4%
7 Immature births				0%	0%	0%				0%	0%	0%
8 Live births to unwed mothers	14	4	10	126.1	117.6	129.9	63	16	47	107.0	55.7	155.6
	10		10	90.1	0	129.9	74	3	71	125.6	10.5	235.1
<b>FETAL DEATHS</b>												
9 Total	4	2	2	36.0	58.8	26.0	14	2	12	23.8	7.0	39.7
10 Under 20 weeks gestation				0	0	0	4		4	6.8	0	13.2
11 20-27 weeks gestation				0	0	0	4	1	3	6.8	3.5	9.9
12 28 weeks and more	4	2	2	36.0	58.8	26.0	6	1	5	10.2	3.5	16.6
13 Unknown length of gestation				0	0	0				0	0	0
<b>DEATHS</b>												
14 Total, all ages	43	17	26	934.8	894.7	963.0	184	103	81	825.1	768.7	910.1
15 Under 1 year	8	3	5	72.1	88.2	64.9	17	9	8	28.9	31.4	26.5
16 Under 28 days	5	2	3	45.0	58.8	39.0	6	5	1	10.2	17.4	3.3
17 Deaths from immaturity				0	0	0				0	0	0
18 1-4 years **				0	0	0				0	0	0
19 Maternal deaths				0	0	0	3		3			
				0	0	0	1		1	17.0	0	33.1
<b>CAUSE OF DEATH</b>												
20 Tuberculosis, all forms (001-019)	2	1	1	43.5	52.6	37.0				0	0	0
21 Syphilis and its sequelae (020-029)				0	0	0				0	0	0
22 Typhoid fever (040)				0	0	0				0	0	0
23 Dysentery, all forms (045-048)				0	0	0				0	0	0
24 Scarlet fever (050)				0	0	0				0	0	0
25 Streptococcal sore throat (051)				0	0	0				0	0	0
26 Diphtheria (055)				0	0	0				0	0	0
27 Whooping cough (056)				0	0	0				0	0	0
28 Meningococcal infections (057)				0	0	0				0	0	0
29 Acute poliomyelitis (080)				0	0	0				0	0	0
30 Acute infectious encephalitis (082)				0	0	0				0	0	0
31 Smallpox (084)				0	0	0				0	0	0
32 Measles (085)				0	0	0				0	0	0
33 Typhus and other rickettsial diseases (100-103, 105-108)				0	0	0				0	0	0
34 Rocky Mountain spotted fever (104)				0	0	0				0	0	0
35 Malaria (110-117)				0	0	0				0	0	0
36 All other diseases classified as infective and parasitic (030-039, 041-044, 049, 052-054, 059-074, 081, 083, 086-096, 120-138)	1	1		21.7	52.6	0	1		1	4.5	0	11.2
37 Malignant neoplasms, including neoplasms of lymphatic and haemotopoietic tissues (140-205)	4	3	1	87.0	157.9	37.0	23	16	7	103.1	119.4	78.7
38 Benign and unspecified neoplasms (210-239)				0	0	0				0	0	0
39 Diabetes mellitus (260)				0	0	0				0	0	0
40 Pellagra (281)				0	0	0	3	2	1	13.5	14.9	11.2
41 Anemias (290-293)				0	0	0				0	0	0
42 Vascular lesions affecting central nervous system (330-334)				0	0	0	2	2		9.0	14.9	0
43 Nonmeningococcal meningitis (340)	7	1	6	152.2	52.6	222.2	25	13	12	112.1	97.0	134.8
				0	0	0	2		2	9.0	0	22.5
44 Rheumatic fever (400-402)				0	0	0				0	0	0
45 Heart diseases (410-443)				0	0	0				0	0	0
46 Hypertension without mention of heart (444-447)	11	6	5	239.1	315.8	185.2	62	38	24	278.0	283.6	269.7
47 Influenza and pneumonia (480-483, 490-493)	1		1	21.7	0	37.0	5	2	3	22.4	14.9	33.7
48 Bronchitis (500-502)	2		2	43.5	0	74.1	12	4	8	53.8	29.9	89.9
49 Ulcer of stomach and duodenum (540, 541)				0	0	0				0	0	0
				0	0	0				0	0	0
50 Appendicitis (550-553)				0	0	0				0	0	0
51 Intestinal obstruction and hernia (560, 561, 570)				0	0	0				0	0	0
52 Gastritis, duodenitis, enteritis and colitis (except diarrhea of the newborn) (543, 571, 572)				0	0	0	1	1		4.5	7.5	0
53 Cirrhosis of liver (581)				0	0	0	1	1		4.5	7.5	0
54 Nephritis and nephrosis (590-594)	1		1	21.7	0	37.0	1		1	4.5	0	11.2
55 Hyperplasia of prostate (610)				0	0	0	1		1	4.5	0	11.2
56 Complications of pregnancy, childbirth and the puerperium (640-652, 670-689)				0	0	0	1		1	4.5	0	11.2
57 Congenital malformations (750-759)	2	1	1	43.5	52.6	37.0	6	4	2	26.9	29.9	22.5
58 Birth injuries, postnatal asphyxia and atelectasis (760-762)	1	1		21.7	52.6	0	3	2	1	13.5	14.9	11.2
59 Infection of the newborn (763-768)	2		2	43.5	0	74.1				0	0	0
60 Other diseases peculiar to early infancy, and immaturity unqualified (769-776)				0	0	0	1	1		4.5	7.5	0
61 Senility, without mention of psychosis (794)				0	0	0				0	0	0
62 Ill-defined and unknown causes (780-793, 795)	1		1	21.7	0	37.0				0	0	0
63 Motor vehicle accidents (E810-E835)	1	1		21.7	52.6	0	4	2	2	17.9	14.9	22.5
64 All other accidents (E800-E802, E840-E862)	2		2	43.5	0	74.1	6	2	4	26.9	14.9	44.9
65 Suicide (E963, E970-E979)				0	0	0	4	3	1	17.9	22.4	11.2
66 Homicide (E964, E980-E985)	1		1	21.7	0	37.0	3		3	13.5	0	33.7
67 All other diseases (residual)	4	2	2	87.0	105.3	74.1	17	10	7	76.2	74.6	78.7

TABLE XIII VITAL STATISTICS, BY COUNTY, BY RACE, GEORGIA, 1961

ITEM	BANKS						BARDOW							
	Number			Rate or Ratio *			Number			Rate or Ratio *				
	Total	White	Non-White	Total	White	Non-White	Total	White	Non-White	Total	White	Non-White		
1	Estimated population as of July 1	6,500	6,100	400						14,700	12,100	2,600	1	
	<b>LIVE BIRTHS</b>													
2	Total	97	88	9	14.9	14.4	22.5	321	250	71	21.8	20.7	27.3	2
3	Delivered in hospital	97	88	9	100.0%	100.0%	100.0%	318	249	69	99.1%	99.6%	97.2%	3
4	Delivered in home by physician	-	-	-	0%	0%	0%	-	-	-	0%	0%	0%	4
5	Delivered in home by midwife	-	-	-	0%	0%	0%	3	1	2	0.9%	0.4%	2.8%	5
6	Other deliveries	-	-	-	0%	0%	0%	-	-	-	0%	0%	0%	6
7	Immature births	9	7	2	92.8	79.5	222.2	32	20	12	99.7	80.0	169.0	7
8	Live births to unwed mothers	5	3	2	51.5	34.1	222.2	18	3	15	56.1	12.0	211.3	8
	<b>FETAL DEATHS</b>													
9	Total	2	2	-	20.6	22.7	0	7	3	4	21.8	12.0	56.3	9
10	Under 20 weeks gestation	-	-	-	0	0	0	2	1	1	6.2	4.0	14.1	10
11	20-27 weeks gestation	1	1	-	10.3	11.4	0	-	-	-	0	0	0	11
12	28 weeks and more	1	1	-	10.3	11.4	0	5	2	3	15.6	8.0	42.3	12
13	Unknown length of gestation	-	-	-	0	0	0	-	-	-	0	0	0	13
	<b>DEATHS</b>													
14	Total, all ages	40	39	1	615.4	639.3	250.0	147	130	17	100.0	1074.4	653.8	14
15	Under 1 year	6	6	-	61.9	68.2	0	8	6	2	24.9	24.0	28.2	15
16	Under 28 days	2	2	-	20.6	22.7	0	6	6	-	18.7	24.0	0	16
17	Deaths from immaturity	-	-	-	0	0	0	-	-	-	0	0	0	17
18	1-4 years **	1	1	-	-	-	-	1	-	1	-	-	-	18
19	Maternal deaths	-	-	-	0	0	0	-	-	-	0	0	0	19
	<b>CAUSE OF DEATH</b>													
20	Tuberculosis, all forms (001-019)	-	-	-	0	0	0	-	-	-	0	0	0	20
21	Syphilis and its sequelae (020-029)	-	-	-	0	0	0	1	1	-	6.8	8.3	0	21
22	Typhoid fever (040)	-	-	-	0	0	0	-	-	-	0	0	0	22
23	Dysentery, all forms (045-048)	-	-	-	0	0	0	-	-	-	0	0	0	23
24	Scarlet fever (050)	-	-	-	0	0	0	-	-	-	0	0	0	24
25	Streptococcal sore throat (051)	-	-	-	0	0	0	-	-	-	0	0	0	25
26	Diphtheria (055)	-	-	-	0	0	0	-	-	-	0	0	0	26
27	Whooping cough (056)	-	-	-	0	0	0	-	-	-	0	0	0	27
28	Meningococcal infections (057)	-	-	-	0	0	0	-	-	-	0	0	0	28
29	Acute poliomyelitis (080)	-	-	-	0	0	0	-	-	-	0	0	0	29
30	Acute infectious encephalitis (082)	-	-	-	0	0	0	-	-	-	0	0	0	30
31	Smallpox (084)	-	-	-	0	0	0	-	-	-	0	0	0	31
32	Measles (085)	-	-	-	0	0	0	-	-	-	0	0	0	32
33	Typhus and other rickettsial diseases (100-103, 105-108)	-	-	-	0	0	0	-	-	-	0	0	0	33
34	Rocky Mountain spotted fever (104)	-	-	-	0	0	0	-	-	-	0	0	0	34
35	Malaria (110-117)	-	-	-	0	0	0	-	-	-	0	0	0	35
36	All other diseases classified as infective and parasitic (030-039, 041-044, 049, 052-054, 059-074, 081, 083, 086-096, 120-138)	1	1	-	15.4	16.4	0	-	-	-	0	0	0	36
37	Malignant neoplasms, including neoplasms of lymphatic and haematopoietic tissues (140-205)	2	2	-	30.8	32.8	0	13	13	-	88.4	107.4	0	37
38	Benign and unspecified neoplasms (210-239)	-	-	-	0	0	0	-	-	-	0	0	0	38
39	Diabetes mellitus (260)	-	-	-	0	0	0	2	2	-	13.6	16.5	0	39
40	Pellagra (281)	-	-	-	0	0	0	-	-	-	0	0	0	40
41	Anemias (290-293)	-	-	-	0	0	0	-	-	-	0	0	0	41
42	Vascular lesions affecting central nervous system (330-334)	7	7	-	107.7	114.8	0	23	17	6	156.5	140.5	230.8	42
43	Nonmeningococcal meningitis (340)	-	-	-	0	0	0	-	-	-	0	0	0	43
44	Rheumatic fever (400-402)	-	-	-	0	0	0	-	-	-	0	0	0	44
45	Heart diseases (410-443)	16	15	1	246.2	245.9	250.0	67	63	4	455.8	520.7	153.8	45
46	Hypertension without mention of heart (444-447)	-	-	-	0	0	0	3	3	-	20.4	24.8	0	46
47	Influenza and pneumonia (480-483, 490-493)	6	6	-	92.3	98.4	0	1	-	1	6.8	0	38.5	47
48	Branchitis (500-502)	1	1	-	15.4	16.4	0	-	-	-	0	0	0	48
49	Ulcer of stomach and duodenum (540, 541)	-	-	-	0	0	0	1	1	-	6.8	8.3	0	49
50	Appendicitis (550-553)	-	-	-	0	0	0	-	-	-	0	0	0	50
51	Intestinal obstruction and hernia (560, 561, 570)	-	-	-	0	0	0	1	1	-	6.8	8.3	0	51
52	Gastritis, duodenitis, enteritis and colitis (except diarrhea of the newborn) (543, 571, 572)	1	1	-	15.4	16.4	0	-	-	-	0	0	0	52
53	Cirrhosis of liver (581)	-	-	-	0	0	0	-	-	-	0	0	0	53
54	Nephritis and nephrosis (590-594)	-	-	-	0	0	0	2	2	-	13.6	16.5	0	54
55	Hyperplasia of prostate (610)	-	-	-	0	0	0	-	-	-	0	0	0	55
56	Complications of pregnancy, childbirth and the puerperium (640-652, 670-689)	-	-	-	0	0	0	-	-	-	0	0	0	56
57	Congenital malformations (750-759)	1	1	-	15.4	16.4	0	3	3	-	20.4	24.8	0	57
58	Birth injuries, postnatal asphyxia and atelectasis (760-762)	-	-	-	0	0	0	1	1	-	6.8	8.3	0	58
59	Infection of the newborn (763-768)	-	-	-	0	0	0	1	1	-	6.8	8.3	0	59
60	Other diseases peculiar to early infancy, and immaturity unqualified (769-776)	-	-	-	0	0	0	3	2	1	20.4	16.5	38.5	60
61	Senility, without mention of psychosis (794)	-	-	-	0	0	0	-	-	-	0	0	0	61
62	Ill-defined and unknown causes (780-793, 795)	-	-	-	0	0	0	-	-	-	0	0	0	62
63	Motor vehicle accidents (E810-E835)	1	1	-	15.4	16.4	0	6	4	2	40.8	33.1	76.9	63
64	All other accidents (E800-E802, E840-E962)	1	1	-	15.4	16.4	0	1	1	-	6.8	8.3	0	64
65	Suicide (E963, E970-E979)	-	-	-	0	0	0	4	2	2	27.2	16.5	76.9	65
66	Homicide (E964, E980-E985)	-	-	-	0	0	0	1	1	-	6.8	8.3	0	66
67	All other diseases (residual)	3	3	-	46.2	49.2	0	13	12	1	88.4	99.2	38.5	67

TABLE XIII VITAL STATISTICS, BY COUNTY, BY RACE, GEORGIA, 1961

ITEM	BARTOW						BEN HILL					
	Number			Rate or Ratio *			Number			Rate or Ratio *		
	Total	White	Non-White	Total	White	Non-White	Total	White	Non-White	Total	White	Non-White
1 Estimated population as of July 1	29,800	25,400	4,400				13,600	9,100	4,500			
<b>LIVE BIRTHS</b>												
2 Total	686	556	130	23.0	21.9	29.5	261	113	148	19.2	12.4	32.9
3 Delivered in hospital	669	550	119	97.5%	98.9%	91.5%	213	113	100	81.6%	100.0%	67.6%
4 Delivered in home by physician	5	1	4	0.7%	0.2%	3.1%	3	-	3	1.1%	0%	2.0%
5 Delivered in home by midwife	12	5	7	1.7%	0.9%	5.4%	45	-	45	17.2%	0%	30.4%
6 Other deliveries	-	-	-	0%	0%	0%	-	-	-	0%	0%	0%
7 Immature births	74	50	24	107.9	89.9	184.6	31	11	20	118.8	97.3	135.1
8 Live births to unwed mothers	33	9	24	48.1	16.2	184.6	39	2	37	149.4	17.7	250.0
<b>FETAL DEATHS</b>												
9 Total	23	20	3	33.5	36.0	23.1	14	9	5	53.6	79.6	33.8
10 Under 20 weeks gestation	7	7	-	10.2	12.6	0	9	7	2	34.5	61.9	13.5
11 20-27 weeks gestation	4	4	-	5.8	7.2	0	-	-	-	0	0	0
12 28 weeks and more	11	8	3	16.0	14.4	23.1	4	1	3	15.3	8.8	20.3
13 Unknown length of gestation	1	1	-	1.5	1.8	0	1	1	-	3.8	8.8	0
<b>DEATHS</b>												
14 Total, all ages	239	196	43	802.0	771.7	977.3	148	92	56	1088.2	1011.0	1244.4
15 Under 1 year	20	17	3	29.2	30.6	23.1	3	1	2	11.5	8.8	13.5
16 Under 28 days	15	12	3	21.9	21.6	23.1	2	1	1	7.7	8.8	6.8
17 Deaths from immaturity	7	5	2	10.2	9.0	15.4	-	-	-	0	0	0
18 1-4 years **	3	2	1	-	-	-	1	1	-	-	-	-
19 Maternal deaths	-	-	-	0	0	0	-	-	-	0	0	0
<b>CAUSE OF DEATH</b>												
20 Tuberculosis, all forms (001-019)	1	1	-	3.4	3.9	0	3	1	2	22.1	11.0	44.4
21 Syphilis and its sequelae (020-029)	-	-	-	0	0	0	3	-	3	22.1	0	66.7
22 Typhoid fever (040)	-	-	-	0	0	0	-	-	-	0	0	0
23 Dysentery, all forms (045-048)	-	-	-	0	0	0	-	-	-	0	0	0
24 Scarlet fever (050)	-	-	-	0	0	0	-	-	-	0	0	0
25 Streptococcal sore throat (051)	-	-	-	0	0	0	-	-	-	0	0	0
26 Diphtheria (055)	-	-	-	0	0	0	1	1	-	7.4	11.0	0
27 Whooping cough (056)	-	-	-	0	0	0	-	-	-	0	0	0
28 Meningococcal infections (057)	1	1	-	3.4	3.9	0	-	-	-	0	0	0
29 Acute poliomyelitis (080)	-	-	-	0	0	0	-	-	-	0	0	0
30 Acute infectious encephalitis (082)	-	-	-	0	0	0	-	-	-	0	0	0
31 Smallpox (084)	-	-	-	0	0	0	-	-	-	0	0	0
32 Measles (085)	-	-	-	0	0	0	-	-	-	0	0	0
33 Typhus and other rickettsial diseases (100-103, 105-108)	-	-	-	0	0	0	-	-	-	0	0	0
34 Rocky Mountain spotted fever (104)	-	-	-	0	0	0	-	-	-	0	0	0
35 Malaria (110-117)	-	-	-	0	0	0	-	-	-	0	0	0
36 All other diseases classified as infective and parasitic (030-039, 041-044, 049, 052-054, 059-074, 081, 083, 086-096, 120-138)	2	2	-	6.7	7.9	0	-	-	-	0	0	0
37 Malignant neoplasms, including neoplasms of lymphatic and haematopoietic tissues (140-205)	39	34	5	130.9	133.9	113.6	19	14	5	139.7	153.8	111.1
38 Benign and unspecified neoplasms (210-239)	-	-	-	0	0	0	1	1	-	7.4	11.0	0
39 Diabetes mellitus (260)	1	1	-	3.4	3.9	0	-	-	-	0	0	0
40 Pellagra (281)	-	-	-	0	0	0	-	-	-	0	0	0
41 Anemias (290-293)	-	-	-	0	0	0	-	-	-	0	0	0
42 Vascular lesions affecting central nervous system (330-334)	49	39	10	164.4	153.5	227.3	27	13	14	198.5	142.9	311.1
43 Nonmeningococcal meningitis (340)	1	-	1	3.4	0	22.7	-	-	-	0	0	0
44 Rheumatic fever (400-402)	-	-	-	0	0	0	-	-	-	0	0	0
45 Heart diseases (410-443)	80	69	11	268.5	271.7	250.0	62	42	20	455.9	461.5	444.4
46 Hypertension without mention of heart (444-447)	-	-	-	0	0	0	1	1	-	7.4	11.0	0
47 Influenza and pneumonia (480-483, 490-493)	5	5	-	16.8	19.7	0	4	2	2	29.4	22.0	44.4
48 Bronchitis (500-502)	3	2	1	10.1	7.9	22.7	-	-	-	0	0	0
49 Ulcer of stomach and duodenum (540, 541)	-	-	-	0	0	0	2	1	1	14.7	11.0	22.2
50 Appendicitis (550-553)	-	-	-	0	0	0	-	-	-	0	0	0
51 Intestinal obstruction and hernia (560, 561, 570)	-	-	-	0	0	0	-	-	-	0	0	0
52 Gastritis, duodenitis, enteritis and colitis (except diarrhea of the newborn) (543, 571, 572)	-	-	-	0	0	0	1	1	-	7.4	11.0	0
53 Cirrhosis of liver (581)	1	1	-	3.4	3.9	0	-	-	-	0	0	0
54 Nephritis and nephrosis (590-594)	2	-	2	6.7	0	45.5	-	-	-	0	0	0
55 Hyperplasia of prostate (610)	1	1	-	3.4	3.9	0	1	-	1	7.4	0	22.2
56 Complications of pregnancy, childbirth and the puerperium (640-652, 670-689)	-	-	-	0	0	0	-	-	-	0	0	0
57 Congenital malformations (750-759)	3	1	2	10.1	3.9	45.5	-	-	-	0	0	0
58 Birth injuries, postnatal asphyxia and atelectasis (760-762)	4	3	1	13.4	11.8	22.7	1	1	-	7.4	11.0	0
59 Infection of the newborn (763-768)	-	-	-	0	0	0	1	-	1	7.4	0	22.2
60 Other diseases peculiar to early infancy, and immaturity unqualified (769-776)	10	8	2	33.6	31.5	45.5	-	-	-	0	0	0
61 Senility, without mention of psychosis (794)	-	-	-	0	0	0	1	-	1	7.4	0	22.2
62 Ill-defined and unknown causes (780-793, 795)	-	-	-	0	0	0	2	1	1	14.7	11.0	22.2
63 Motor vehicle accidents (E810-E835)	12	10	2	40.3	39.4	45.5	3	2	1	22.1	22.0	22.2
64 All other accidents (E800-E802, E840-E962)	4	3	1	13.4	11.8	22.7	4	4	-	29.4	44.0	0
65 Suicide (E963, E970-E979)	1	-	1	3.4	0	22.7	4	4	-	29.4	44.0	0
66 Homicide (E964, E980-E985)	2	1	1	6.7	3.9	22.7	2	1	1	14.7	11.0	22.2
67 All other diseases (residual)	17	14	3	57.0	55.1	68.2	5	2	3	36.8	22.0	66.7



TABLE XIII VITAL STATISTICS, BY COUNTY, BY RACE, GEORGIA, 1961

ITEM	BERRIEN						BIBB					
	Number			Rate or Ratio **			Number			Rate or Ratio **		
	Total	White	Non-White	Total	White	Non-White	Total	White	Non-White	Total	White	Non-White
1 Estimated population as of July 1	12,100	10,300	1,800				142,800	93,100	49,700			
<b>LIVE BIRTHS</b>												
2 Total	271	214	57	22.4	20.8	31.7	3,598	2,119	1,479	25.2	22.8	29.8
3 Delivered in hospital	267	213	54	98.5%	99.5%	94.7%	3,561	2,114	1,447	99.0%	99.8%	97.8%
4 Delivered in home by physician	2	1	1	0.7%	0.5%	1.8%	33	5	28	0.9%	0.2%	1.9%
5 Delivered in home by midwife	2	-	2	0.7%	0%	3.5%	4	-	4	0.1%	0%	0.3%
6 Other deliveries	-	-	-	0%	0%	0%	-	-	-	0%	0%	0%
7 Immature births	17	12	5	62.7	56.1	87.7	382	164	218	106.2	77.4	147.4
8 Live births to unwed mothers	11	2	9	40.6	9.3	157.9	329	32	297	91.4	15.1	200.8
<b>FETAL DEATHS</b>												
9 Total	3	3	-	11.1	14.0	0	94	49	45	26.1	23.1	30.4
10 Under 20 weeks gestation	1	1	-	3.7	4.7	0	25	12	13	6.9	5.7	8.8
11 20-27 weeks gestation	2	2	-	7.4	9.3	0	23	15	8	6.4	7.1	5.4
12 28 weeks and more	-	-	-	0	0	0	44	22	22	12.2	10.4	14.9
13 Unknown length of gestation	-	-	-	0	0	0	2	-	2	0.6	0	1.4
<b>DEATHS</b>												
14 Total, all ages	98	86	12	809.9	835.0	666.7	1,299	756	543	909.7	812.0	1092.6
15 Under 1 year	3	2	1	11.1	9.3	17.5	116	53	63	32.2	25.0	42.6
16 Under 28 days	2	2	-	7.4	9.3	0	76	39	37	21.1	18.4	25.0
17 Deaths from immaturity	-	-	-	0	0	0	14	4	10	3.9	1.9	6.8
18 1-4 years * *	-	-	-	-	-	-	11	6	5	-	-	-
19 Maternal deaths	-	-	-	0	0	0	1	-	1	2.8	0	6.8
<b>CAUSE OF DEATH</b>												
20 Tuberculosis, all forms (001-019)	-	-	-	0	0	0	10	3	7	7.0	3.2	14.1
21 Syphilis and its sequelae (020-029)	-	-	-	0	0	0	6	-	6	4.2	0	12.1
22 Typhoid fever (040)	-	-	-	0	0	0	-	-	-	0	0	0
23 Dysentery, all forms (045-048)	-	-	-	0	0	0	-	-	-	0	0	0
24 Scarlet fever (050)	-	-	-	0	0	0	-	-	-	0	0	0
25 Streptococcal sore throat (051)	-	-	-	0	0	0	-	-	-	0	0	0
26 Diphtheria (055)	-	-	-	0	0	0	-	-	-	0	0	0
27 Whooping cough (056)	-	-	-	0	0	0	-	-	-	0	0	0
28 Meningococcal infections (057)	-	-	-	0	0	0	-	-	-	0	0	0
29 Acute poliomyelitis (080)	-	-	-	0	0	0	-	-	-	0	0	0
30 Acute infectious encephalitis (082)	-	-	-	0	0	0	1	1	-	0.7	1.1	0
31 Smallpox (084)	-	-	-	0	0	0	-	-	-	0	0	0
32 Measles (085)	-	-	-	0	0	0	-	-	-	0	0	0
33 Typhus and other rickettsial diseases (100-103, 105-108)	-	-	-	0	0	0	-	-	-	0	0	0
34 Rocky Mountain spotted fever (104)	-	-	-	0	0	0	-	-	-	0	0	0
35 Malaria (110-117)	-	-	-	0	0	0	-	-	-	0	0	0
36 All other diseases classified as infective and parasitic (030-039, 041-044, 049, 052-054, 059-074, 081, 083, 086-096, 120-138)	-	-	-	0	0	0	3	-	3	2.1	0	6.0
37 Malignant neoplasms, including neoplasms of lymphatic and haematopoietic tissues (140-205)	14	14	-	115.7	135.9	0	156	98	58	109.2	105.3	116.7
38 Benign and unspecified neoplasms (210-239)	1	1	-	8.3	9.7	0	3	3	-	2.1	3.2	0
39 Diabetes mellitus (260)	3	3	-	24.8	29.1	0	24	15	9	16.8	16.1	18.1
40 Pellagra (281)	-	-	-	0	0	0	1	-	1	0.7	0	2.0
41 Anemias (290-293)	-	-	-	0	0	0	3	2	1	2.1	2.1	2.0
42 Vascular lesions affecting central nervous system (330-334)	18	17	1	148.8	165.0	55.6	168	90	78	117.6	96.7	156.9
43 Nonmeningococcal meningitis (340)	-	-	-	0	0	0	5	2	3	3.5	2.1	6.0
44 Rheumatic fever (400-402)	-	-	-	0	0	0	1	-	1	0.7	0	2.0
45 Heart diseases (410-443)	38	34	4	314.0	330.1	222.2	466	290	176	326.3	311.5	354.1
46 Hypertension without mention of heart (444-447)	-	-	-	0	0	0	13	7	6	9.1	7.5	12.1
47 Influenza and pneumonia (480-483, 490-493)	2	1	1	16.5	9.7	55.6	34	11	23	23.8	11.8	46.3
48 Bronchitis (500-502)	-	-	-	0	0	0	-	-	-	0	0	0
49 Ulcer of stomach and duodenum (540, 541)	-	-	-	0	0	0	8	5	3	5.6	5.4	6.0
50 Appendicitis (550-553)	-	-	-	0	0	0	1	-	1	0.7	0	2.0
51 Intestinal obstruction and hernia (560, 561, 570)	-	-	-	0	0	0	7	5	2	4.9	5.4	4.0
52 Gastritis, duodenitis, enteritis and colitis (except diarrhea of the newborn) (543, 571, 572)	1	-	1	8.3	0	55.6	8	4	4	5.6	4.3	8.0
53 Cirrhosis of liver (581)	1	1	-	8.3	9.7	0	10	10	-	7.0	10.7	0
54 Nephritis and nephrosis (590-594)	2	2	-	16.5	19.4	0	11	7	4	7.7	7.5	8.0
55 Hyperplasia of prostate (610)	1	-	1	8.3	0	55.6	3	3	-	2.1	3.2	0
56 Complications of pregnancy, childbirth and the puerperium (640-652, 670-689)	-	-	-	0	0	0	1	-	1	0.7	0	2.0
57 Congenital malformations (750-759)	-	-	-	0	0	0	16	11	5	11.2	11.8	10.1
58 Birth injuries, postnatal asphyxia and atelectasis (760-762)	2	2	-	16.5	19.4	0	23	15	8	16.1	16.1	16.1
59 Infection of the newborn (763-768)	-	-	-	0	0	0	5	3	2	3.5	3.2	4.0
60 Other diseases peculiar to early infancy, and immaturity unqualified (769-776)	-	-	-	0	0	0	37	12	25	25.9	12.9	50.3
61 Senility, without mention of psychosis (794)	-	-	-	0	0	0	3	1	2	2.1	1.1	4.0
62 Ill-defined and unknown causes (780-793, 795)	-	-	-	0	0	0	10	3	7	7.0	3.2	14.1
63 Motor vehicle accidents (E810-E835)	4	4	-	33.1	38.8	0	46	25	21	32.2	26.9	42.3
64 All other accidents (E800-E802, E840-E962)	2	1	1	16.5	9.7	55.6	50	25	25	35.0	26.9	50.3
65 Suicide (E963, E970-E979)	1	1	-	8.3	9.7	0	15	13	2	10.5	14.0	4.0
66 Homicide (E984, E980-E985)	1	-	1	8.3	0	55.6	15	4	11	10.5	4.3	22.1
67 All other diseases (residual)	7	5	2	57.9	48.5	111.1	136	88	48	95.2	94.5	96.6

TABLE XIII VITAL STATISTICS, BY COUNTY, BY RACE, GEORGIA, 1961

ITEM	BLECKLEY						BRANTLEY						
	Number			Rate or Ratio *			Number			Rate or Ratio *			
	Total	White	Non-White	Total	White	Non-White	Total	White	Non-White	Total	White	Non-White	
1 Estimated population as of July 1	9,800	7,000	2,800				6,000	5,200	800				1
<b>LIVE BIRTHS</b>													
2 Total	216	117	99	22.0	16.7	35.4	126	95	31	21.0	18.3	38.8	2
3 Delivered in hospital	131	112	19	60.6%	95.7%	19.2%	93	83	10	73.8%	87.4%	32.3%	3
4 Delivered in home by physician	1	1	-	0.5%	0.9%	0%	25	12	13	19.8%	12.6%	41.9%	4
5 Delivered in home by midwife	84	4	80	38.9%	3.4%	80.8%	7	7	0	5.6%	0%	22.6%	5
6 Other deliveries	-	-	-	0%	0%	0%	1	-	1	0.8%	0%	3.2%	6
7 Immature births	16	3	13	74.1	25.6	131.3	9	6	3	71.4	63.2	96.8	7
8 Live births to unwed mothers	37	-	37	171.3	0	373.7	3	1	2	23.8	10.5	64.5	8
<b>FETAL DEATHS</b>													
9 Total	13	8	5	60.2	68.4	50.5	9	8	1	71.4	84.2	32.3	9
10 Under 20 weeks gestation	8	7	1	37.0	59.8	10.1	7	7	-	55.6	73.7	0	10
11 20-27 weeks gestation	2	-	2	9.3	0	20.2	-	-	-	0	0	0	11
12 28 weeks and more	3	1	2	13.9	8.5	20.2	2	1	1	15.9	10.5	32.3	12
13 Unknown length of gestation	-	-	-	0	0	0	-	-	-	0	0	0	13
<b>DEATHS</b>													
14 Total, all ages	87	60	27	887.8	857.1	964.3	52	39	13	866.7	750.0	1625.0	14
15 Under 1 year	3	-	3	13.9	0	30.3	6	4	2	47.6	42.1	64.5	15
16 Under 28 days	-	-	-	0	0	0	3	3	-	23.8	31.6	0	16
17 Deaths from immaturity	-	-	-	0	0	0	1	1	-	7.9	10.5	0	17
18 1-4 years **	1	1	-	-	-	-	1	-	1	-	-	-	18
19 Maternal deaths	-	-	-	0	0	0	-	-	-	0	0	0	19
<b>CAUSE OF DEATH</b>													
20 Tuberculosis, all forms (001-019)	-	-	-	0	0	0	-	-	-	0	0	0	20
21 Syphilis and its sequelae (020-029)	-	-	-	0	0	0	-	-	-	0	0	0	21
22 Typhoid fever (040)	-	-	-	0	0	0	-	-	-	0	0	0	22
23 Dysentery, all forms (045-048)	-	-	-	0	0	0	-	-	-	0	0	0	23
24 Scarlet fever (050)	-	-	-	0	0	0	-	-	-	0	0	0	24
25 Streptococcal sore throat (051)	-	-	-	0	0	0	-	-	-	0	0	0	25
26 Diphtheria (055)	-	-	-	0	0	0	-	-	-	0	0	0	26
27 Whooping cough (056)	-	-	-	0	0	0	-	-	-	0	0	0	27
28 Meningococcal infections (057)	-	-	-	0	0	0	-	-	-	0	0	0	28
29 Acute poliomyelitis (080)	-	-	-	0	0	0	-	-	-	0	0	0	29
30 Acute infectious encephalitis (082)	-	-	-	0	0	0	-	-	-	0	0	0	30
31 Smallpox (084)	-	-	-	0	0	0	-	-	-	0	0	0	31
32 Measles (085)	-	-	-	0	0	0	-	-	-	0	0	0	32
33 Typhus and other rickettsial diseases (100-103, 105-108)	-	-	-	0	0	0	-	-	-	0	0	0	33
34 Rocky Mountain spotted fever (104)	-	-	-	0	0	0	-	-	-	0	0	0	34
35 Malaria (110-117)	-	-	-	0	0	0	-	-	-	0	0	0	35
36 All other diseases classified as infective and parasitic (030-039, 041-044, 049, 052-054, 059-074, 081, 083, 086-096, 120-138)	-	-	-	0	0	0	-	-	-	0	0	0	36
37 Malignant neoplasms, including neoplasms of lymphatic and haematopoietic tissues (140-205)	12	9	3	122.4	128.6	107.1	6	4	2	100.0	76.9	250.0	37
38 Benign and unspecified neoplasms (210-239)	2	1	1	20.4	14.3	35.7	-	-	-	0	0	0	38
39 Diabetes mellitus (260)	3	3	-	30.6	42.9	0	3	1	2	50.0	19.2	250.0	39
40 Pellagra (281)	-	-	-	0	0	0	-	-	-	0	0	0	40
41 Anemias (290-293)	-	-	-	0	0	0	-	-	-	0	0	0	41
42 Vascular lesions affecting central nervous system (330-334)	12	7	5	122.4	100.0	178.6	5	4	1	83.3	76.9	125.0	42
43 Nonmeningococcal meningitis (340)	1	-	1	10.2	0	35.7	-	-	-	0	0	0	43
44 Rheumatic fever (400-402)	-	-	-	0	0	0	-	-	-	0	0	0	44
45 Heart diseases (410-443)	28	22	6	285.7	314.3	214.3	23	20	3	383.3	384.6	375.0	45
46 Hypertension without mention of heart (444-447)	1	1	-	10.2	14.3	0	1	1	-	16.7	19.2	0	46
47 Influenza and pneumonia (480-483, 490-493)	2	1	1	20.4	14.3	35.7	2	-	2	33.3	0	250.0	47
48 Bronchitis (500-502)	1	1	-	10.2	14.3	0	-	-	-	0	0	0	48
49 Ulcer of stomach and duodenum (540, 541)	1	-	-	0	0	0	2	2	-	33.3	38.5	0	49
50 Appendicitis (550-553)	1	1	-	10.2	14.3	0	-	-	-	0	0	0	50
51 Intestinal obstruction and hernia (560, 561, 570)	-	-	-	0	0	0	-	-	-	0	0	0	51
52 Gastritis, duodenitis, enteritis and colitis (except diarrhea of the newborn) (543, 571, 572)	2	-	2	20.4	0	71.4	-	-	-	0	0	0	52
53 Cirrhosis of liver (581)	1	1	-	10.2	14.3	0	-	-	-	0	0	0	53
54 Nephritis and nephrosis (590-594)	1	1	-	10.2	14.3	0	1	1	-	16.7	19.2	0	54
55 Hyperplasia of prostate (610)	-	-	-	0	0	0	-	-	-	0	0	0	55
56 Complications of pregnancy, childbirth and the puerperium (640-652, 670-689)	-	-	-	0	0	0	-	-	-	0	0	0	56
57 Congenital malformations (750-759)	-	-	-	0	0	0	4	2	2	66.7	38.5	250.0	57
58 Birth injuries, postnatal asphyxia and atelectasis (760-762)	-	-	-	0	0	0	1	1	-	16.7	19.2	0	58
59 Infection of the newborn (763-768)	-	-	-	0	0	0	-	-	-	0	0	0	59
60 Other diseases peculiar to early infancy, and immaturity unqualified (769-776)	-	-	-	0	0	0	1	1	-	16.7	19.2	0	60
61 Senility, without mention of psychosis (794)	-	-	-	0	0	0	-	-	-	0	0	0	61
62 Ill-defined and unknown causes (780-793, 795)	-	-	-	0	0	0	-	-	-	0	0	0	62
63 Motor vehicle accidents (E810-E835)	2	1	1	20.4	14.3	35.7	-	-	-	0	0	0	63
64 All other accidents (E800-E802, E840-E962)	8	4	4	81.6	57.1	142.9	-	-	-	0	0	0	64
65 Suicide (E963, E970-E979)	2	2	-	20.4	28.6	0	1	1	-	16.7	19.2	0	65
66 Homicide (E964, E980-E985)	-	-	-	0	0	0	1	-	1	16.7	0	125.0	66
67 All other diseases (residual)	8	5	3	81.6	71.4	107.1	1	1	-	16.7	19.2	0	67

TABLE XIII VITAL STATISTICS, BY COUNTY, BY RACE, GEORGIA, 1961

ITEM	BROOKS						BRYAN					
	Number			Rate or Ratio *			Number			Rate or Ratio *		
	Total	White	Non-White	Total	White	Non-White	Total	White	Non-White	Total	White	Non-White
1 Estimated population as of July 1	15,400	7,900	7,500				6,300	4,000	2,300			
<b>LIVE BIRTHS</b>												
2 Total	366	141	225	23.8	17.8	30.0	206	105	101	32.7	26.3	43.9
3 Delivered in hospital	188	129	59	51.4%	91.5%	26.2%	160	99	61	77.7%	94.3%	60.4%
4 Delivered in home by physician	30	8	22	8.2%	5.7%	9.8%	10	3	7	4.9%	2.9%	6.9%
5 Delivered in home by midwife	148	4	144	40.4%	2.8%	64.0%	36	3	33	17.5%	2.0%	32.7%
6 Other deliveries	-	-	-	0%	0%	0%	-	-	-	0%	0%	0%
7 Immature births	32	7	25	87.4	49.6	111.1	17	5	12	82.5	47.6	118.8
8 Live births to unwed mothers	56	2	54	153.0	14.2	240.0	25	2	23	121.4	19.0	227.7
<b>FETAL DEATHS</b>												
9 Total	16	4	12	43.7	28.4	53.3	9	4	5	43.7	38.1	49.5
10 Under 20 weeks gestation	7	2	5	19.1	14.2	22.2	4	3	1	19.4	28.6	9.9
11 20-27 weeks gestation	-	-	-	0	0	0	1	1	1	4.9	0	9.9
12 28 weeks and more	5	1	4	13.7	7.1	17.8	4	1	3	19.4	9.5	29.7
13 Unknown length of gestation	4	1	3	10.9	7.1	13.3	-	-	-	0	0	0
<b>DEATHS</b>												
14 Total, all ages	156	80	76	1013.0	1012.7	1013.3	59	26	33	936.5	650.0	1434.8
15 Under 1 year	15	1	14	41.0	7.1	62.2	6	2	4	29.1	19.0	39.6
16 Under 28 days	9	1	8	24.6	0	40.0	3	2	1	14.6	19.0	9.9
17 Deaths from immaturity	7	-	7	19.1	0	31.1	1	1	-	4.9	9.5	0
18 1-4 years * *	1	-	1	-	-	-	-	-	-	-	-	-
19 Maternal deaths	1	-	1	27.3	0	44.4	-	-	-	0	0	0
<b>CAUSE OF DEATH</b>												
20 Tuberculosis, all forms (001-019)	-	-	-	0	0	0	1	-	1	15.9	0	43.5
21 Syphilis and its sequelae (020-029)	-	-	-	0	0	0	-	-	-	0	0	0
22 Typhoid fever (040)	-	-	-	0	0	0	-	-	-	0	0	0
23 Dysentery, all forms (045-048)	-	-	-	0	0	0	-	-	-	0	0	0
24 Scarlet fever (050)	-	-	-	0	0	0	-	-	-	0	0	0
25 Streptococcal sore throat (051)	-	-	-	0	0	0	-	-	-	0	0	0
26 Diphtheria (055)	-	-	-	0	0	0	-	-	-	0	0	0
27 Whooping cough (056)	-	-	-	0	0	0	-	-	-	0	0	0
28 Meningococcal infections (057)	-	-	-	0	0	0	-	-	-	0	0	0
29 Acute poliomyelitis (080)	-	-	-	0	0	0	-	-	-	0	0	0
30 Acute infectious encephalitis (082)	-	-	-	0	0	0	-	-	-	0	0	0
31 Smallpox (084)	-	-	-	0	0	0	-	-	-	0	0	0
32 Measles (085)	-	-	-	0	0	0	-	-	-	0	0	0
33 Typhus and other rickettsial diseases (100-103, 105-108)	-	-	-	0	0	0	-	-	-	0	0	0
34 Rocky Mountain spotted fever (104)	-	-	-	0	0	0	-	-	-	0	0	0
35 Malaria (110-117)	-	-	-	0	0	0	-	-	-	0	0	0
36 All other diseases classified as infective and parasitic (030-039, 041-044, 049, 052-054, 059-074, 081, 083, 086-096, 120-138)	-	-	-	0	0	0	-	-	-	0	0	0
37 Malignant neoplasms, including neoplasms of lymphatic and haematopoietic tissues (140-205)	20	14	6	129.9	177.2	80.0	8	2	6	127.0	50.0	260.9
38 Benign and unspecified neoplasms (210-239)	-	-	-	0	0	0	-	-	-	0	0	0
39 Diabetes mellitus (260)	2	-	2	13.0	0	26.7	-	-	-	0	0	0
40 Pellagra (281)	-	-	-	0	0	0	-	-	-	0	0	0
41 Anemias (290-293)	-	-	-	0	0	0	-	-	-	0	0	0
42 Vascular lesions affecting central nervous system (330-334)	38	10	28	246.8	126.6	373.3	13	6	7	206.3	150.0	304.3
43 Nonmeningococcal meningitis (340)	-	-	-	0	0	0	1	-	1	15.9	0	43.5
44 Rheumatic fever (400-402)	-	-	-	0	0	0	-	-	-	0	0	0
45 Heart diseases (410-443)	46	35	11	298.7	443.0	146.7	17	11	6	269.8	275.0	260.9
46 Hypertension without mention of heart (444-447)	4	3	1	26.0	38.0	13.3	-	-	-	0	0	0
47 Influenza and pneumonia (480-483, 490-493)	6	-	6	39.0	0	80.0	1	-	1	15.9	0	43.5
48 Bronchitis (500-502)	-	-	-	0	0	0	-	-	-	0	0	0
49 Ulcer of stomach and duodenum (540, 541)	-	-	-	0	0	0	-	-	-	0	0	0
50 Appendicitis (550-553)	2	2	-	13.0	25.3	0	-	-	-	0	0	0
51 Intestinal obstruction and hernia (560, 561, 570)	1	1	-	6.5	12.7	0	-	-	-	0	0	0
52 Gastritis, duodenitis, enteritis and colitis (except diarrhea of the newborn) (543, 571, 572)	1	1	-	6.5	12.7	0	-	-	-	0	0	0
53 Cirrhosis of liver (581)	1	-	1	6.5	0	13.3	-	-	-	0	0	0
54 Nephritis and nephrosis (590-594)	5	1	4	32.5	12.7	53.3	-	-	-	0	0	0
55 Hyperplasia of prostate (610)	-	-	-	0	0	0	-	-	-	0	0	0
56 Complications of pregnancy, childbirth and the puerperium (640-652, 670-689)	1	-	1	6.5	0	13.3	-	-	-	0	0	0
57 Congenital malformations (750-759)	1	1	-	6.5	12.7	0	-	-	-	0	0	0
58 Birth injuries, postnatal asphyxia and atelectasis (760-762)	1	-	1	6.5	0	13.3	1	1	-	15.9	25.0	0
59 Infection of the newborn (763-768)	1	-	1	6.5	0	13.3	-	-	-	0	0	0
60 Other diseases peculiar to early infancy, and immaturity unqualified (769-776)	7	-	7	45.5	0	93.3	2	1	1	31.7	25.0	43.5
61 Senility, without mention of psychosis (794)	-	-	-	0	0	0	-	-	-	0	0	0
62 Ill-defined and unknown causes (780-793, 795)	1	-	1	6.5	0	13.3	3	1	2	47.6	25.0	87.0
63 Motor vehicle accidents (E810-E835)	2	1	1	13.0	12.7	13.3	-	-	-	0	0	0
64 All other accidents (E800-E802, E840-E962)	7	4	3	45.5	50.6	40.0	4	2	2	63.5	50.0	87.0
65 Suicide (E963, E970-E979)	2	-	2	13.0	25.3	0	-	-	-	0	0	0
66 Homicide (E964, E980-E985)	1	-	1	6.5	0	13.3	1	-	1	15.9	0	43.5
67 All other diseases (residual)	6	5	1	39.0	63.3	13.3	7	2	5	111.1	50.0	217.4

TABLE XIII VITAL STATISTICS, BY COUNTY, BY RACE, GEORGIA, 1961

ITEM	BULLOCH						BURKE						
	Number			Rate or Ratio *			Number			Rate or Ratio *			
	Total	White	Non-White	Total	White	Non-White	Total	White	Non-White	Total	White	Non-White	
1 Estimated population as of July 1	24,400	15,400	9,000				20,600	7,000	13,600				1
<b>LIVE BIRTHS</b>													
2 Total	621	313	308	25.5	20.3	34.2	609	133	476	29.6	19.0	35.0	2
3 Delivered in hospital	565	313	252	91.0%	100.0%	81.8%	289	130	159	47.5%	97.7%	33.4%	3
4 Delivered in home by physician	13	-	13	2.1%	0%	4.2%	14	-	14	2.3%	0%	2.9%	4
5 Delivered in home by midwife	43	-	43	6.9%	0%	14.0%	306	3	303	50.2%	2.3%	63.7%	5
6 Other deliveries	-	-	-	0%	0%	0%	-	-	-	0%	0%	0%	6
7 Immature births	57	17	40	91.8	54.3	129.9	50	11	39	82.1	82.7	81.9	7
8 Live births to unwed mothers	72	3	69	115.9	9.6	224.0	165	2	163	270.9	15.0	342.4	8
<b>FETAL DEATHS</b>													
9 Total	17	8	9	27.4	25.6	29.2	18	-	18	29.6	0	37.8	9
10 Under 20 weeks gestation	1	1	-	1.6	3.2	0	-	-	-	0	0	0	10
11 20-27 weeks gestation	5	3	2	8.1	9.6	6.5	7	-	7	11.5	0	14.7	11
12 28 weeks and more	11	4	7	17.7	12.8	22.7	11	-	11	18.1	0	23.1	12
13 Unknown length of gestation	-	-	-	0	0	0	-	-	-	0	0	0	13
<b>DEATHS</b>													
14 Total, all ages	212	127	85	868.9	824.7	944.4	228	67	161	106.8	957.1	1183.8	14
15 Under 1 year	16	7	9	25.8	22.4	29.2	28	3	25	46.0	22.6	52.5	15
16 Under 28 days	11	5	6	17.7	16.0	19.5	12	3	9	19.7	22.6	18.9	16
17 Deaths from immaturity	4	3	1	6.4	9.6	3.2	7	1	6	11.5	7.5	12.6	17
18 1-4 years **	4	2	2	-	-	-	4	1	3	-	-	-	18
19 Maternal deaths	-	-	-	0	0	0	2	1	1	32.8	75.2	21.0	19
<b>CAUSE OF DEATH</b>													
20 Tuberculosis, all forms (001-019)	1	-	1	4.1	0	11.1	1	-	1	4.9	0	7.4	20
21 Syphilis and its sequelae (020-029)	-	-	-	0	0	0	2	-	2	9.7	0	14.7	21
22 Typhoid fever (040)	1	-	1	4.1	0	11.1	-	-	-	0	0	0	22
23 Dysentery, all forms (045-048)	-	-	-	0	0	0	1	-	1	4.9	0	7.4	23
24 Scarlet fever (050)	-	-	-	0	0	0	-	-	-	0	0	0	24
25 Streptococcal sore throat (051)	-	-	-	0	0	0	-	-	-	0	0	0	25
26 Diphtheria (055)	-	-	-	0	0	0	1	1	-	4.9	14.3	0	26
27 Whooping cough (056)	-	-	-	0	0	0	-	-	-	0	0	0	27
28 Meningococcal infections (057)	-	-	-	0	0	0	1	-	1	4.9	0	7.4	28
29 Acute poliomyelitis (080)	-	-	-	0	0	0	-	-	-	0	0	0	29
30 Acute infectious encephalitis (082)	-	-	-	0	0	0	-	-	-	0	0	0	30
31 Smallpox (084)	-	-	-	0	0	0	-	-	-	0	0	0	31
32 Measles (085)	-	-	-	0	0	0	-	-	-	0	0	0	32
33 Typhus and other rickettsial diseases (100-103, 105-108)	-	-	-	0	0	0	-	-	-	0	0	0	33
34 Rocky Mountain spotted fever (104)	-	-	-	0	0	0	-	-	-	0	0	0	34
35 Malaria (110-117)	-	-	-	0	0	0	-	-	-	0	0	0	35
36 All other diseases classified as infective and parasitic (030-039, 041-044, 049, 052-054, 059-074, 081, 083, 086-096, 120-138)	1	1	-	4.1	6.5	0	1	-	1	4.9	0	7.4	36
37 Malignant neoplasms, including neoplasms of lymphatic and haematopoietic tissues (140-205)	22	15	7	90.2	97.4	77.8	20	8	12	97.1	114.3	88.2	37
38 Benign and unspecified neoplasms (210-239)	1	-	1	4.1	0	11.1	-	-	-	0	0	0	38
39 Diabetes mellitus (260)	9	4	5	36.9	26.0	55.6	3	3	-	14.6	42.9	0	39
40 Pellagra (281)	-	-	-	0	0	0	-	-	-	0	0	0	40
41 Anemias (290-293)	1	-	1	4.1	0	11.1	-	-	-	0	0	0	41
42 Vascular lesions affecting central nervous system (330-334)	48	28	20	196.7	181.8	222.2	52	18	34	252.4	257.1	250.0	42
43 Nonmeningococcal meningitis (340)	-	-	-	0	0	0	-	-	-	0	0	0	43
44 Rheumatic fever (400-402)	-	-	-	0	0	0	-	-	-	0	0	0	44
45 Heart diseases (410-443)	51	37	14	209.0	240.3	155.6	56	15	41	271.8	214.3	301.5	45
46 Hypertension without mention of heart (444-447)	5	2	3	20.5	13.0	33.3	6	-	6	29.1	0	44.1	46
47 Influenza and pneumonia (480-483, 490-493)	5	3	2	20.5	19.5	22.2	12	4	8	58.3	57.1	58.8	47
48 Bronchitis (500-502)	1	1	-	4.1	6.5	0	1	-	1	4.9	0	7.4	48
49 Ulcer of stomach and duodenum (540, 541)	2	2	-	8.2	13.0	0	-	-	-	0	0	0	49
50 Appendicitis (550-553)	-	-	-	0	0	0	1	-	1	4.9	0	7.4	50
51 Intestinal obstruction and hernia (560, 561, 570)	-	-	-	0	0	0	-	-	-	0	0	0	51
52 Gastritis, duodenitis, enteritis and colitis (except diarrhea of the newborn) (543, 571, 572)	-	-	-	0	0	0	3	-	3	14.6	0	22.1	52
53 Cirrhosis of liver (581)	1	1	-	4.1	6.5	0	-	-	-	0	0	0	53
54 Nephritis and nephrosis (590-594)	-	-	-	0	0	0	2	-	2	9.7	0	14.7	54
55 Hyperplasia of prostate (610)	-	-	-	0	0	0	-	-	-	0	0	0	55
56 Complications of pregnancy, childbirth and the puerperium (640-652, 670-689)	-	-	-	0	0	0	2	1	1	9.7	14.3	7.4	56
57 Congenital malformations (750-759)	4	2	2	16.4	13.0	22.2	1	-	1	4.9	0	7.4	57
58 Birth injuries, postnatal asphyxia and atelectasis (760-762)	3	1	2	12.3	6.5	22.2	2	1	1	9.7	14.3	7.4	58
59 Infection of the newborn (763-768)	-	-	-	0	0	0	-	-	-	0	0	0	59
60 Other diseases peculiar to early infancy, and immaturity unqualified (769-776)	6	4	2	24.6	26.0	22.2	9	2	7	43.7	28.6	51.5	60
61 Senility, without mention of psychosis (794)	-	-	-	0	0	0	10	-	10	48.5	0	73.5	61
62 Ill-defined and unknown causes (780-793, 795)	15	6	9	61.5	39.0	100.0	4	-	4	19.4	0	29.4	62
63 Motor vehicle accidents (E810-E835)	7	5	2	28.7	32.5	22.2	4	2	2	19.4	28.6	14.7	63
64 All other accidents (E800-E802, E840-E862)	7	3	4	28.7	19.5	44.4	9	3	6	43.7	42.9	44.1	64
65 Suicide (E963, E970-E979)	1	1	-	4.1	6.5	0	-	-	-	0	0	0	65
66 Homicide (E964, E980-E985)	1	1	-	4.1	6.5	0	2	-	2	9.7	0	14.7	66
67 All other diseases (residual)	19	10	9	77.9	64.9	100.0	22	9	13	106.8	128.6	95.6	67

TABLE XIII VITAL STATISTICS, BY COUNTY, BY RACE, GEORGIA, 1961

ITEM	BUTTS						CALHOUN					
	Number			Rate or Ratio *			Number			Rate or Ratio *		
	Total	White	Non-White	Total	White	Non-White	Total	White	Non-White	Total	White	Non-White
1 Estimated population as of July 1	9,000	4,800	4,200				7,400	2,600	4,800			
<b>LIVE BIRTHS</b>												
2 Total	215	84	131	23.9	17.5	31.2	214	52	162	28.9	20.0	33.7
3 Delivered in hospital	180	83	97	83.7%	98.8%	74.0%	100	50	50	46.7%	96.2%	30.9%
4 Delivered in home by physician	3	1	2	1.4%	1.2%	1.5%	4	2	2	1.9%	3.8%	1.2%
5 Delivered in home by midwife	32	-	32	14.9%	0%	24.4%	110	-	110	51.4%	0%	67.9%
6 Other deliveries	-	-	-	0%	0%	0%	-	-	-	0%	0%	0%
7 Immature births	23	5	18	107.0	59.5	137.4	16	1	15	74.8	19.2	92.6
8 Live births to unwed mothers	38	1	37	176.7	11.9	282.4	34	-	34	158.9	0	209.9
<b>FETAL DEATHS</b>												
9 Total	9	3	6	41.9	35.7	45.8	5	-	5	23.4	0	30.9
10 Under 20 weeks gestation	-	-	-	0	0	0	-	-	-	0	0	0
11 20-27 weeks gestation	5	1	4	23.3	11.9	30.5	2	-	2	9.3	0	12.3
12 28 weeks and more	4	2	2	18.6	23.8	15.3	3	-	3	14.0	0	18.5
13 Unknown length of gestation	-	-	-	0	0	0	-	-	-	0	0	0
<b>DEATHS</b>												
14 Total, all ages	108	57	51	200.0	187.5	214.3	75	29	46	103.5	115.4	958.3
15 Under 1 year	10	1	9	46.5	11.9	68.7	6	-	6	28.0	0	37.0
16 Under 28 days	4	1	3	18.6	11.9	22.9	3	-	3	14.0	0	18.5
17 Deaths from immaturity	-	-	-	0	0	0	1	-	1	4.7	0	6.2
18 1-4 years **	1	1	-	-	-	-	-	-	-	-	-	-
19 Maternal deaths	-	-	-	0	0	0	-	-	-	0	0	0
<b>CAUSE OF DEATH</b>												
20 Tuberculosis, all forms (001-019)	3	2	1	33.3	41.7	23.8	1	-	1	13.5	0	20.8
21 Syphilis and its sequelae (020-029)	-	-	-	0	0	0	-	-	-	0	0	0
22 Typhoid fever (040)	-	-	-	0	0	0	-	-	-	0	0	0
23 Dysentery, all forms (045-048)	-	-	-	0	0	0	-	-	-	0	0	0
24 Scarlet fever (050)	-	-	-	0	0	0	-	-	-	0	0	0
25 Streptococcal sore throat (051)	-	-	-	0	0	0	-	-	-	0	0	0
26 Diphtheria (055)	-	-	-	0	0	0	-	-	-	0	0	0
27 Whooping cough (056)	-	-	-	0	0	0	-	-	-	0	0	0
28 Meningococcal infections (057)	-	-	-	0	0	0	-	-	-	0	0	0
29 Acute poliomyelitis (080)	-	-	-	0	0	0	-	-	-	0	0	0
30 Acute infectious encephalitis (082)	-	-	-	0	0	0	-	-	-	0	0	0
31 Smallpox (084)	-	-	-	0	0	0	-	-	-	0	0	0
32 Measles (085)	-	-	-	0	0	0	-	-	-	0	0	0
33 Typhus and other rickettsial diseases (100-103, 105-108)	-	-	-	0	0	0	-	-	-	0	0	0
34 Rocky Mountain spotted fever (104)	-	-	-	0	0	0	-	-	-	0	0	0
35 Malaria (110-117)	-	-	-	0	0	0	-	-	-	0	0	0
36 All other diseases classified as infective and parasitic (030-039, 041-044, 049, 052-054, 059-074, 081, 083, 086-096, 120-138)	-	-	-	0	0	0	-	-	-	0	0	0
37 Malignant neoplasms, including neoplasms of lymphatic and haematopoietic tissues (140-205)	10	8	2	111.1	166.7	47.6	12	3	9	162.2	115.4	187.5
38 Benign and unspecified neoplasms (210-239)	-	-	-	0	0	0	-	-	-	0	0	0
39 Diabetes mellitus (260)	2	1	1	22.2	20.8	23.8	2	-	2	27.0	0	41.7
40 Pellagra (281)	-	-	-	0	0	0	-	-	-	0	0	0
41 Anemias (290-293)	1	-	1	11.1	0	23.8	-	-	-	0	0	0
42 Vascular lesions affecting central nervous system (330-334)	11	5	6	122.2	104.2	142.9	17	10	7	229.7	384.6	145.8
43 Nonmeningococcal meningitis (340)	-	-	-	0	0	0	1	-	1	13.5	0	20.8
44 Rheumatic fever (400-402)	-	-	-	0	0	0	1	-	1	13.5	0	20.8
45 Heart diseases (410-443)	37	20	17	411.1	416.7	404.8	20	4	16	270.3	153.8	333.3
46 Hypertension without mention of heart (444-447)	1	1	1	11.1	0	23.8	-	-	-	0	0	0
47 Influenza and pneumonia (480-483, 490-493)	7	7	7	77.8	0	166.7	2	2	2	27.0	76.9	0
48 Bronchitis (500-502)	7	-	-	0	0	0	-	-	-	0	0	0
49 Ulcer of stomach and duodenum (540, 541)	-	-	-	0	0	0	-	-	-	0	0	0
50 Appendicitis (550-553)	-	-	-	0	0	0	-	-	-	0	0	0
51 Intestinal obstruction and hernia (560, 561, 570)	-	-	-	0	0	0	1	1	-	13.5	38.5	0
52 Gastritis, duodenitis, enteritis and colitis (except diarrhea of the newborn) (543, 571, 572)	1	1	-	11.1	20.8	0	1	-	1	13.5	0	20.8
53 Cirrhosis of liver (581)	1	1	-	11.1	20.8	0	-	-	-	0	0	0
54 Nephritis and nephrosis (590-594)	-	-	-	0	0	0	-	-	-	0	0	0
55 Hyperplasia of prostate (610)	1	1	-	11.1	20.8	0	-	-	-	0	0	0
56 Complications of pregnancy, childbirth and the puerperium (640-652, 670-689)	-	-	-	0	0	0	-	-	-	0	0	0
57 Congenital malformations (750-759)	1	-	1	11.1	0	23.8	-	-	-	0	0	0
58 Birth injuries, postnatal asphyxia and atelectasis (760-762)	-	-	-	0	0	0	-	-	-	0	0	0
59 Infection of the newborn (763-768)	1	1	-	11.1	20.8	0	1	-	1	13.5	0	20.8
60 Other diseases peculiar to early infancy, and immaturity unqualified (769-776)	3	-	3	33.3	0	71.4	2	-	2	27.0	0	41.7
61 Senility, without mention of psychosis (794)	-	-	-	0	0	0	-	-	-	0	0	0
62 Ill-defined and unknown causes (780-793, 795)	2	1	1	22.2	20.8	23.8	-	-	-	0	0	0
63 Motor vehicle accidents (E810-E835)	5	3	2	55.6	62.5	47.6	2	1	1	27.0	38.5	20.8
64 All other accidents (E800-E802, E840-E862)	6	4	2	66.7	83.3	47.6	1	-	1	13.5	0	20.8
65 Suicide (E963, E970-E979)	1	1	-	11.1	20.8	0	1	1	-	13.5	38.5	0
66 Homicide (E964, E980-E985)	3	1	2	33.3	20.8	47.6	1	1	-	13.5	38.5	0
67 All other diseases (residual)	11	7	4	122.2	145.8	95.2	9	6	3	121.6	230.8	62.5

TABLE XIII VITAL STATISTICS, BY COUNTY, BY RACE, GEORGIA, 1961

ITEM	CAMDEN						CANDLER						
	Number			Rate or Ratio *			Number			Rate or Ratio *			
	Total	White	Non-White	Total	White	Non-White	Total	White	Non-White	Total	White	Non-White	
1 Estimated population as of July 1	10,100	6,100	4,000				6,800	4,400	2,400				1
<b>LIVE BIRTHS</b>													
2 Total	307	157	150	30.4	25.7	37.5	140	68	72	20.6	15.5	30.0	2
3 Delivered in hospital	230	151	79	74.9%	96.2%	52.7%	134	68	66	95.7%	100.0%	91.7%	3
4 Delivered in home by physician	3	3	-	1.0%	1.9%	0%	-	-	-	0%	0%	0%	4
5 Delivered in home by midwife	74	3	71	24.1%	1.9%	47.3%	6	-	6	4.3%	0%	8.3%	5
6 Other deliveries	-	-	-	0%	0%	0%	-	-	-	0%	0%	0%	6
7 Immature births	19	9	10	61.9	57.3	66.7	4	1	3	28.6	14.7	41.7	7
8 Live births to unwed mothers	24	1	23	78.2	6.4	153.3	18	3	15	128.6	44.1	208.3	8
<b>FETAL DEATHS</b>													
9 Total	8	2	6	26.1	12.7	40.0	3	2	1	21.4	29.4	13.9	9
10 Under 20 weeks gestation	-	-	-	0	0	0	-	-	-	0	0	0	10
11 20-27 weeks gestation	3	-	3	9.8	0	20.0	1	1	-	7.1	14.7	0	11
12 28 weeks and more	5	2	3	16.3	12.7	20.0	1	1	-	7.1	14.7	0	12
13 Unknown length of gestation	-	-	-	0	0	0	1	-	1	7.1	0	13.9	13
<b>DEATHS</b>													
14 Total, all ages	75	31	44	742.6	508.2	1100.0	53	37	16	779.4	840.9	666.7	14
15 Under 1 year	13	3	10	42.3	19.1	66.7	2	1	1	14.3	14.7	13.9	15
16 Under 28 days	8	2	6	26.1	12.7	40.0	1	-	1	7.1	0	13.9	16
17 Deaths from immaturity	2	1	1	6.5	6.4	6.7	-	-	-	0	0	0	17
18 1-4 years "	1	-	1	0	0	0	1	1	-	0	0	0	18
19 Maternal deaths	-	-	-	0	0	0	-	-	-	0	0	0	19
<b>CAUSE OF DEATH</b>													
20 Tuberculosis, all forms (001-019)	-	-	-	0	0	0	-	-	-	0	0	0	20
21 Syphilis and its sequelae (020-029)	-	-	-	0	0	0	-	-	-	0	0	0	21
22 Typhoid fever (040)	-	-	-	0	0	0	-	-	-	0	0	0	22
23 Dysentery, all forms (045-048)	-	-	-	0	0	0	-	-	-	0	0	0	23
24 Scarlet fever (050)	-	-	-	0	0	0	-	-	-	0	0	0	24
25 Streptococcal sore throat (051)	-	-	-	0	0	0	-	-	-	0	0	0	25
26 Diphtheria (055)	-	-	-	0	0	0	-	-	-	0	0	0	26
27 Whooping cough (056)	-	-	-	0	0	0	-	-	-	0	0	0	27
28 Meningococcal infections (057)	-	-	-	0	0	0	-	-	-	0	0	0	28
29 Acute poliomyelitis (080)	-	-	-	0	0	0	-	-	-	0	0	0	29
30 Acute infectious encephalitis (082)	-	-	-	0	0	0	-	-	-	0	0	0	30
31 Smallpox (084)	-	-	-	0	0	0	-	-	-	0	0	0	31
32 Measles (085)	-	-	-	0	0	0	-	-	-	0	0	0	32
33 Typhus and other rickettsial diseases (100-103, 105-108)	-	-	-	0	0	0	-	-	-	0	0	0	33
34 Rocky Mountain spotted fever (104)	-	-	-	0	0	0	-	-	-	0	0	0	34
35 Malaria (110-117)	-	-	-	0	0	0	-	-	-	0	0	0	35
36 All other diseases classified as infective and parasitic (030-039, 041-044, 049, 052-054, 059-074, 081, 083, 086-096, 120-138)	-	-	-	0	0	0	-	-	-	0	0	0	36
37 Malignant neoplasms, including neoplasms of lymphatic and haematopoietic tissues (140-205)	8	5	3	79.2	82.0	75.0	8	4	4	117.6	90.9	166.7	37
38 Benign and unspecified neoplasms (210-239)	-	-	-	0	0	0	-	-	-	0	0	0	38
39 Diabetes mellitus (260)	-	-	-	0	0	0	1	1	-	14.7	22.7	0	39
40 Pellagra (281)	-	-	-	0	0	0	-	-	-	0	0	0	40
41 Anemias (290-293)	1	-	1	9.9	0	25.0	-	-	-	0	0	0	41
42 Vascular lesions affecting central nervous system (330-334)	8	3	5	79.2	49.2	125.0	10	8	2	147.1	181.8	83.3	42
43 Nonmeningococcal meningitis (340)	1	-	1	9.9	0	25.0	-	-	-	0	0	0	43
44 Rheumatic fever (400-402)	-	-	-	0	0	0	-	-	-	0	0	0	44
45 Heart diseases (410-443)	24	15	9	237.6	245.9	225.0	17	15	2	250.0	340.9	83.3	45
46 Hypertension without mention of heart (444-447)	-	-	-	0	0	0	-	-	-	0	0	0	46
47 Influenza and pneumonia (480-483, 490-493)	2	-	2	19.8	0	50.0	1	-	1	14.7	0	41.7	47
48 Bronchitis (500-502)	-	-	-	0	0	0	-	-	-	0	0	0	48
49 Ulcer of stomach and duodenum (540, 541)	-	-	-	0	0	0	-	-	-	0	0	0	49
50 Appendicitis (550-553)	-	-	-	0	0	0	-	-	-	0	0	0	50
51 Intestinal obstruction and hernia (560, 561, 570)	-	-	-	0	0	0	1	-	1	14.7	0	41.7	51
52 Gastritis, duodenitis, enteritis and colitis (except diarrhea of the newborn) (543, 571, 572)	1	-	1	9.9	0	25.0	-	-	-	0	0	0	52
53 Cirrhosis of liver (581)	-	-	-	0	0	0	-	-	-	0	0	0	53
54 Nephritis and nephrosis (590-594)	1	-	1	9.9	0	25.0	-	-	-	0	0	0	54
55 Hyperplasia of prostate (610)	-	-	-	0	0	0	-	-	-	0	0	0	55
56 Complications of pregnancy, childbirth and the puerperium (640-652, 670-689)	-	-	-	0	0	0	-	-	-	0	0	0	56
57 Congenital malformations (750-759)	2	1	1	19.8	16.4	25.0	-	-	-	0	0	0	57
58 Birth injuries, postnatal asphyxia and atelectasis (760-762)	2	1	1	19.8	16.4	25.0	-	-	-	0	0	0	58
59 Infection of the newborn (763-768)	-	-	-	0	0	0	-	-	-	0	0	0	59
60 Other diseases peculiar to early infancy, and immaturity unqualified (769-776)	5	1	4	49.5	16.4	100.0	-	-	-	0	0	0	60
61 Senility, without mention of psychosis (794)	-	-	-	0	0	0	-	-	-	0	0	0	61
62 Ill-defined and unknown causes (780-793, 795)	4	-	4	39.6	0	100.0	-	-	-	0	0	0	62
63 Motor vehicle accidents (E810-E835)	7	1	6	69.3	16.4	150.0	1	-	1	14.7	0	41.7	63
64 All other accidents (E800-E802, E840-E962)	4	-	4	39.6	0	100.0	6	4	2	88.2	90.9	83.3	64
65 Suicide (E963, E970-E979)	1	1	-	9.9	16.4	0	-	-	-	0	0	0	65
66 Homicide (E964, E980-E985)	-	-	-	0	0	0	-	-	-	0	0	0	66
67 All other diseases (residual)	4	3	1	39.6	49.2	25.0	8	5	3	117.6	113.6	125.0	67

TABLE XIII VITAL STATISTICS, BY COUNTY, BY RACE, GEORGIA, 1961

ITEM	CARROLL						CATOOSA						
	Number			Rate or Ratio *			Number			Rate or Ratio *			
	Total	White	Non-White	Total	White	Non-White	Total	White	Non-White	Total	White	Non-White	
1 Estimated population as of July 1	38,200	30,900	7,300				21,500	21,200	300				1
<b>LIVE BIRTHS</b>													
2 Total	763	577	186	20.0	18.7	25.5	460	455	5	21.4	21.5	16.7	2
3 Delivered in hospital	716	571	145	93.8%	99.0%	78.0%	459	454	5	99.8%	99.8%	100.0%	3
4 Delivered in home by physician	4	1	3	0.5%	0.2%	1.6%	1	1	-	0.2%	0.2%	0%	4
5 Delivered in home by midwife	43	5	38	5.6%	0.9%	20.4%	-	-	-	0%	0%	0%	5
6 Other deliveries	-	-	-	0%	0%	0%	-	-	-	0%	0%	0%	6
7 Immature births	60	29	31	78.6	50.3	166.7	19	19	-	41.3	41.8	0	7
8 Live births to unwed mothers	31	7	24	40.6	12.1	129.0	14	10	4	30.4	22.0	800.0	8
<b>FETAL DEATHS</b>													
9 Total	45	34	11	59.0	58.9	59.1	7	7	-	15.2	15.4	0	9
10 Under 20 weeks gestation	34	27	7	44.6	46.8	37.6	2	2	-	4.3	4.4	0	10
11 20-27 weeks gestation	4	3	1	5.2	5.2	5.4	1	1	-	2.2	2.2	0	11
12 28 weeks and more	6	3	3	7.9	5.2	16.1	3	3	-	6.5	6.6	0	12
13 Unknown length of gestation	1	1	-	1.3	1.7	0	1	1	-	2.2	2.2	0	13
<b>DEATHS</b>													
14 Total, all ages	330	265	65	863.9	857.6	890.4	143	138	5	665.1	650.9	1666.7	14
15 Under 1 year	19	15	4	24.9	26.0	21.5	11	11	-	23.9	24.2	0	15
16 Under 28 days	10	10	-	13.1	17.3	0	10	10	-	21.7	22.0	0	16
17 Deaths from immaturity	4	4	-	5.2	6.9	0	5	5	-	10.9	11.0	0	17
18 1-4 years **	6	5	1	-	-	-	5	3	2	-	-	-	18
19 Maternal deaths	1	1	-	13.1	17.3	0	-	-	-	0	0	0	19
<b>CAUSE OF DEATH</b>													
20 Tuberculosis, all forms (001-019)	2	2	-	5.2	6.5	0	1	1	-	4.7	4.7	0	20
21 Syphilis and its sequelae (020-029)	-	-	-	0	0	0	-	-	-	0	0	0	21
22 Typhoid fever (040)	-	-	-	0	0	0	-	-	-	0	0	0	22
23 Dysentery, all forms (045-048)	-	-	-	0	0	0	-	-	-	0	0	0	23
24 Scarlet fever (050)	-	-	-	0	0	0	-	-	-	0	0	0	24
25 Streptococcal sore throat (051)	-	-	-	0	0	0	-	-	-	0	0	0	25
26 Diphtheria (055)	-	-	-	0	0	0	-	-	-	0	0	0	26
27 Whooping cough (056)	-	-	-	0	0	0	-	-	-	0	0	0	27
28 Meningococcal infections (057)	-	-	-	0	0	0	-	-	-	0	0	0	28
29 Acute poliomyelitis (080)	-	-	-	0	0	0	-	-	-	0	0	0	29
30 Acute infectious encephalitis (082)	-	-	-	0	0	0	-	-	-	0	0	0	30
31 Smallpox (084)	-	-	-	0	0	0	-	-	-	0	0	0	31
32 Measles (085)	-	-	-	0	0	0	-	-	-	0	0	0	32
33 Typhus and other rickettsial diseases (100-103, 105-108)	-	-	-	0	0	0	-	-	-	0	0	0	33
34 Rocky Mountain spotted fever (104)	-	-	-	0	0	0	-	-	-	0	0	0	34
35 Malaria (110-117)	-	-	-	0	0	0	-	-	-	0	0	0	35
36 All other diseases classified as infective and parasitic (030-039, 041-044, 049, 052-054, 059-074, 081, 083, 086-096, 120-138)	4	3	1	10.5	9.7	13.7	-	-	-	0	0	0	36
37 Malignant neoplasms, including neoplasms of lymphatic and haematopoietic tissues (140-205)	37	33	4	96.9	106.8	54.8	27	26	1	125.6	122.6	333.3	37
38 Benign and unspecified neoplasms (210-239)	-	-	-	0	0	0	1	1	-	4.7	4.7	0	38
39 Diabetes mellitus (260)	1	1	-	2.6	3.2	0	-	-	-	0	0	0	39
40 Pellagra (281)	-	-	-	0	0	0	-	-	-	0	0	0	40
41 Anemias (290-293)	-	-	-	0	0	0	-	-	-	0	0	0	41
42 Vascular lesions affecting central nervous system (330-334)	51	37	14	133.5	119.7	191.8	20	20	-	93.0	94.3	0	42
43 Nonmeningococcal meningitis (340)	1	1	-	2.6	3.2	0	-	-	-	0	0	0	43
44 Rheumatic fever (400-402)	-	-	-	0	0	0	-	-	-	0	0	0	44
45 Heart diseases (410-443)	116	97	19	303.7	313.9	260.3	43	41	2	200.0	193.4	666.7	45
46 Hypertension without mention of heart (444-447)	5	3	2	13.1	9.7	27.4	-	-	-	0	0	0	46
47 Influenza and pneumonia (480-483, 490-493)	13	11	2	34.0	35.6	27.4	6	6	-	27.9	28.3	0	47
48 Bronchitis (500-502)	2	1	1	5.2	3.2	13.7	1	1	-	4.7	4.7	0	48
49 Ulcer of stomach and duodenum (540, 541)	1	1	-	2.6	3.2	0	1	1	-	4.7	4.7	0	49
50 Appendicitis (550-553)	-	-	-	0	0	0	-	-	-	0	0	0	50
51 Intestinal obstruction and hernia (560, 561, 570)	-	-	-	0	0	0	1	1	-	4.7	4.7	0	51
52 Gastritis, duodenitis, enteritis and colitis (except diarrhea of the newborn) (543, 571, 572)	3	3	-	7.9	9.7	0	1	1	-	4.7	4.7	0	52
53 Cirrhosis of liver (581)	2	2	-	5.2	6.5	0	1	1	-	4.7	4.7	0	53
54 Nephritis and nephrosis (590-594)	7	5	2	18.3	16.2	27.4	1	1	-	4.7	4.7	0	54
55 Hyperplasia of prostate (610)	-	-	-	0	0	0	-	-	-	0	0	0	55
56 Complications of pregnancy, childbirth and the puerperium (640-652, 670-689)	1	1	-	2.6	3.2	0	-	-	-	0	0	0	56
57 Congenital malformations (750-759)	8	7	1	20.9	22.7	13.7	2	2	-	9.3	9.4	0	57
58 Birth injuries, postnatal asphyxia and atelectasis (760-762)	3	3	-	7.9	9.7	0	2	2	-	9.3	9.4	0	58
59 Infection of the newborn (763-768)	-	-	-	0	0	0	-	-	-	0	0	0	59
60 Other diseases peculiar to early infancy, and immaturity unqualified (769-776)	5	5	-	13.1	16.2	0	7	7	-	32.6	33.0	0	60
61 Senility, without mention of psychosis (794)	6	6	-	15.7	19.4	0	-	-	-	0	0	0	61
62 Ill-defined and unknown causes (780-793, 795)	2	1	1	5.2	3.2	13.7	2	1	1	9.3	4.7	333.3	62
63 Motor vehicle accidents (E810-E835)	6	5	1	15.7	16.2	13.7	5	4	1	23.3	18.9	333.3	63
64 All other accidents (E800-E802, E840-E962)	18	13	5	47.1	42.1	68.5	6	6	-	27.9	28.3	0	64
65 Suicide (E963, E970-E979)	4	4	-	10.5	12.9	0	2	2	-	9.3	9.4	0	65
66 Homicide (E964, E980-E985)	5	2	3	13.1	6.5	41.1	1	1	-	4.7	4.7	0	66
67 All other diseases (residual)	27	18	9	70.7	58.3	123.3	12	12	-	55.8	56.6	0	67

TABLE XIII VITAL STATISTICS, BY COUNTY, BY RACE, GEORGIA, 1961

ITEM	CHARLTON						CHATHAM						
	Number			Rate or Ratio *			Number			Rate or Ratio *			
	Total	White	Non-White	Total	White	Non-White	Total	White	Non-White	Total	White	Non-White	
1 Estimated population as of July 1	5,400	3,700	1,700				178,200	115,600	62,600				1
<b>LIVE BIRTHS</b>													
2 Total	176	93	83	32.6	25.1	48.8	5,259	3,275	1,984	29.5	28.3	31.7	2
3 Delivered in hospital	109	81	28	61.9%	87.1%	33.7%	5,201	3,272	1,929	98.9%	99.9%	97.2%	3
4 Delivered in home by physician	22	12	10	12.5%	12.9%	12.0%	56	3	53	1.1%	0.1%	2.7%	4
5 Delivered in home by midwife	45	-	45	25.6%	0%	54.2%	2	-	2	0.0%	0%	0.1%	5
6 Other deliveries	-	-	-	0%	0%	0%	-	-	-	0%	0%	0%	6
7 Immature births	16	4	12	90.9	43.0	144.6	460	212	248	87.5	64.7	125.0	7
8 Live births to unwed mothers	19	3	16	108.0	32.3	192.8	647	182	465	123.0	55.6	234.4	8
<b>FETAL DEATHS</b>													
9 Total	5	3	2	28.4	32.3	24.1	195	111	84	37.1	33.9	42.3	9
10 Under 20 weeks gestation	3	3	-	17.0	32.3	0	94	77	17	17.9	23.5	8.6	10
11 20-27 weeks gestation	-	-	-	0	0	0	31	14	17	5.9	4.3	8.6	11
12 28 weeks and more	1	-	1	5.7	0	12.0	68	20	48	12.9	6.1	24.2	12
13 Unknown length of gestation	1	-	1	5.7	0	12.0	2	-	2	0.4	0	1.0	13
<b>DEATHS</b>													
14 Total, all ages	62	39	23	148.1	1054.1	1352.9	1,715	906	809	962.4	783.7	1292.3	14
15 Under 1 year	13	4	9	73.9	43.0	108.4	152	78	74	28.9	23.8	37.3	15
16 Under 28 days	10	3	7	56.8	32.3	84.3	119	66	53	22.6	20.2	26.7	16
17 Deaths from immaturity	-	-	-	0	0	0	40	17	23	7.6	5.2	11.6	17
18 1-4 years **	2	1	1	-	-	-	16	7	9	-	-	-	18
19 Maternal deaths	-	-	-	0	0	0	3	-	3	5.7	0	15.1	19
<b>CAUSE OF DEATH</b>													
20 Tuberculosis, all forms (001-019)	-	-	-	0	0	0	10	1	9	5.6	0.9	14.4	20
21 Syphilis and its sequelae (020-029)	-	-	-	0	0	0	3	-	3	1.7	0	4.8	21
22 Typhoid fever (040)	-	-	-	0	0	0	-	-	-	0	0	0	22
23 Dysentery, all forms (045-048)	-	-	-	0	0	0	1	1	-	0.6	0.9	0	23
24 Scarlet fever (050)	-	-	-	0	0	0	-	-	-	0	0	0	24
25 Streptococcal sore throat (051)	-	-	-	0	0	0	-	-	-	0	0	0	25
26 Diphtheria (055)	1	-	1	18.5	0	58.8	-	-	-	0	0	0	26
27 Whooping cough (056)	-	-	-	0	0	0	-	-	-	0	0	0	27
28 Meningococcal infections (057)	-	-	-	0	0	0	-	-	-	0	0	0	28
29 Acute poliomyelitis (080)	-	-	-	0	0	0	-	-	-	0	0	0	29
30 Acute infectious encephalitis (082)	-	-	-	0	0	0	1	-	1	0.6	0	1.6	30
31 Smallpox (084)	-	-	-	0	0	0	-	-	-	0	0	0	31
32 Measles (085)	-	-	-	0	0	0	1	1	-	0.6	0.9	0	32
33 Typhus and other rickettsial diseases (100-103, 105-108)	-	-	-	0	0	0	-	-	-	0	0	0	33
34 Rocky Mountain spotted fever (104)	-	-	-	0	0	0	-	-	-	0	0	0	34
35 Malaria (110-117)	-	-	-	0	0	0	-	-	-	0	0	0	35
36 All other diseases classified as infective and parasitic (020-039, 041-044, 049, 052-054, 059-074, 081, 083, 086-096, 120-138)	1	1	-	18.5	27.0	0	7	2	5	3.9	1.7	8.0	36
37 Malignant neoplasms, including neoplasms of lymphatic and haematopoietic tissues (140-205)	7	7	-	129.6	189.2	0	227	145	82	127.4	125.4	131.0	37
38 Benign and unspecified neoplasms (210-239)	-	-	-	0	0	0	6	2	4	3.4	1.7	6.4	38
39 Diabetes mellitus (260)	1	1	-	18.5	27.0	0	29	14	15	16.3	12.1	24.0	39
40 Pellagra (281)	-	-	-	0	0	0	-	-	-	0	0	0	40
41 Anemias (290-293)	-	-	-	0	0	0	2	1	1	1.1	0.9	1.6	41
42 Vascular lesions affecting central nervous system (330-334)	8	5	3	148.1	135.1	176.5	338	145	193	189.7	125.4	308.3	42
43 Nonmeningococcal meningitis (340)	-	-	-	0	0	0	3	2	1	1.7	1.7	1.6	43
44 Rheumatic fever (400-402)	-	-	-	0	0	0	-	-	-	0	0	0	44
45 Heart diseases (410-443)	19	15	4	351.9	405.4	235.3	533	304	229	299.1	263.0	365.8	45
46 Hypertension without mention of heart (444-447)	-	-	-	0	0	0	2	1	1	1.1	0.9	1.6	46
47 Influenza and pneumonia (480-483, 490-493)	4	1	3	74.1	27.0	176.5	59	18	41	33.1	15.6	65.5	47
48 Bronchitis (500-502)	-	-	-	0	0	0	1	1	-	0.6	0.9	0	48
49 Ulcer of stomach and duodenum (540, 541)	-	-	-	0	0	0	13	6	7	7.3	5.2	11.2	49
50 Appendicitis (550-553)	-	-	-	0	0	0	3	1	2	1.7	0.9	3.2	50
51 Intestinal obstruction and hernia (560, 561, 570)	-	-	-	0	0	0	12	8	4	6.7	6.9	6.4	51
52 Gastritis, duodenitis, enteritis and colitis (except diarrhea of the newborn) (543, 571, 572)	2	-	2	37.0	0	117.6	4	1	3	2.2	0.9	4.8	52
53 Cirrhosis of liver (581)	1	1	-	18.5	27.0	0	9	5	4	5.1	4.3	6.4	53
54 Nephritis and nephrosis (590-594)	-	-	-	0	0	0	17	7	10	9.5	6.1	16.0	54
55 Hyperplasia of prostate (610)	-	-	-	0	0	0	3	2	1	1.7	1.7	1.6	55
56 Complications of pregnancy, childbirth and the puerperium (640-652, 670-689)	-	-	-	0	0	0	3	-	3	1.7	0	4.8	56
57 Congenital malformations (750-759)	1	1	-	18.5	27.0	0	20	15	5	11.2	13.0	8.0	57
58 Birth injuries, postnatal asphyxia and atelectasis (760-762)	5	-	5	92.6	0	294.1	40	23	17	22.4	19.9	27.2	58
59 Infection of the newborn (763-768)	-	-	-	0	0	0	7	2	5	3.9	1.7	8.0	59
60 Other diseases peculiar to early infancy, and immaturity unqualified (769-776)	4	3	1	74.1	81.1	58.8	62	31	31	34.8	26.8	49.5	60
61 Senility, without mention of psychosis (794)	-	-	-	0	0	0	3	3	-	1.7	2.6	0	61
62 Ill-defined and unknown causes (780-793, 795)	-	-	-	0	0	0	6	2	4	3.4	1.7	6.4	62
63 Motor vehicle accidents (E810-E835)	2	1	1	37.0	27.0	58.8	41	28	13	23.0	24.2	20.8	63
64 All other accidents (E800-E802, E840-E962)	4	2	2	74.1	54.1	117.6	66	29	37	37.0	25.1	59.1	64
65 Suicide (E963, E970-E979)	-	-	-	0	0	0	13	12	1	7.3	10.4	1.6	65
66 Homicide (E964, E980-E985)	-	-	-	0	0	0	13	2	11	7.3	1.7	17.6	66
67 All other diseases (residual)	2	1	1	37.0	27.0	58.8	157	91	66	88.1	78.7	105.4	67



TABLE XIII VITAL STATISTICS, BY COUNTY, BY RACE, GEORGIA, 1961

ITEM	CHATTAHOOCHEE						CHATTOOGA					
	Number			Rate or Ratio *			Number			Rate or Ratio *		
	Total	White	Non-White	Total	White	Non-White	Total	White	Non-White	Total	White	Non-White
1 Estimated population as of July 1	1,200	600	600				20,300	18,400	1,900			
<b>LIVE BIRTHS</b>												
2 Total	32	16	16	26.7	26.7	26.7	459	409	50	22.6	22.2	26.3
3 Delivered in hospital	24	16	8	75.0%	100.0%	50.0%	436	406	30	95.0%	99.3%	60.0%
4 Delivered in home by physician	2	—	2	6.3%	0%	12.5%	1	1	—	0.2%	0.2%	0%
5 Delivered in home by midwife	6	—	6	18.8%	0%	37.5%	22	2	20	4.8%	0.5%	40.0%
6 Other deliveries	—	—	—	0%	0%	0%	—	—	—	0%	0%	0%
7 Immature births	3	3	—	93.8	187.5	0	47	37	10	102.4	90.5	200.0
8 Live births to unwed mothers	2	—	2	62.5	0	125.0	19	12	7	41.4	29.3	140.0
<b>FETAL DEATHS</b>												
9 Total	1	—	1	31.3	0	62.5	7	7	—	15.3	17.1	0
10 Under 20 weeks gestation	—	—	—	0	0	0	2	2	—	4.4	4.9	0
11 20-27 weeks gestation	—	—	—	0	0	0	2	2	—	4.4	4.9	0
12 28 weeks and more	1	—	1	31.3	0	62.5	3	3	—	6.5	7.3	0
13 Unknown length of gestation	—	—	—	0	0	0	—	—	—	0	0	0
<b>DEATHS</b>												
14 Total, all ages	13	5	8	1083.3	833.3	1333.3	172	159	13	847.3	864.1	684.2
15 Under 1 year	3	1	2	93.8	62.5	125.0	12	11	1	26.1	26.9	20.0
16 Under 28 days	3	1	2	93.8	62.5	125.0	9	8	1	19.6	19.6	20.0
17 Deaths from immaturity	—	—	—	0	0	0	2	2	—	4.4	4.9	0
18 1-4 years **	—	—	—	—	—	—	—	—	—	—	—	—
19 Maternal deaths	—	—	—	0	0	0	1	1	—	21.8	24.4	0
<b>CAUSE OF DEATH</b>												
20 Tuberculosis, all forms (001-019)	—	—	—	0	0	0	2	1	1	9.9	5.4	52.6
21 Syphilis and its sequelae (020-029)	—	—	—	0	0	0	—	—	—	0	0	0
22 Typhoid fever (040)	—	—	—	0	0	0	—	—	—	0	0	0
23 Dysentery, all forms (045-048)	—	—	—	0	0	0	—	—	—	0	0	0
24 Scarlet fever (050)	—	—	—	0	0	0	—	—	—	0	0	0
25 Streptococcal sore throat (051)	—	—	—	0	0	0	—	—	—	0	0	0
26 Diphtheria (055)	—	—	—	0	0	0	—	—	—	0	0	0
27 Whooping cough (056)	—	—	—	0	0	0	—	—	—	0	0	0
28 Meningococcal infections (057)	—	—	—	0	0	0	—	—	—	0	0	0
29 Acute poliomyelitis (080)	—	—	—	0	0	0	—	—	—	0	0	0
30 Acute infectious encephalitis (082)	—	—	—	0	0	0	—	—	—	0	0	0
31 Smallpox (084)	—	—	—	0	0	0	—	—	—	0	0	0
32 Measles (085)	—	—	—	0	0	0	—	—	—	0	0	0
33 Typhus and other rickettsial diseases (100-103, 105-108)	—	—	—	0	0	0	—	—	—	0	0	0
34 Rocky Mountain spotted fever (104)	—	—	—	0	0	0	—	—	—	0	0	0
35 Malaria (110-117)	—	—	—	0	0	0	—	—	—	0	0	0
36 All other diseases classified as infective and parasitic (030-039, 041-044, 049, 052-054, 059-074, 081, 083, 086-096, 120-138)	—	—	—	0	0	0	—	—	—	0	0	0
37 Malignant neoplasms, including neoplasms of lymphatic and haemopoietic tissues (140-205)	1	1	—	83.3	166.7	0	26	25	1	128.1	135.9	52.6
38 Benign and unspecified neoplasms (210-239)	—	—	—	0	0	0	2	—	2	9.9	0	105.3
39 Diabetes mellitus (260)	—	—	—	0	0	0	1	1	—	4.9	5.4	0
40 Pellagra (281)	—	—	—	0	0	0	—	—	—	0	0	0
41 Anemias (290-293)	—	—	—	0	0	0	1	1	—	4.9	5.4	0
42 Vascular lesions affecting central nervous system (330-334)	2	—	2	166.7	0	333.3	38	33	5	187.2	179.3	263.2
43 Nonmeningococcal meningitis (340)	—	—	—	0	0	0	—	—	—	0	0	0
44 Rheumatic fever (400-402)	—	—	—	0	0	0	—	—	—	0	0	0
45 Heart diseases (410-443)	4	2	2	333.3	333.3	333.3	53	51	2	261.1	277.2	105.3
46 Hypertension without mention of heart (444-447)	—	—	—	0	0	0	—	—	—	0	0	0
47 Influenza and pneumonia (480-483, 490-493)	—	—	—	0	0	0	7	6	1	34.5	32.6	52.6
48 Bronchitis (500-502)	—	—	—	0	0	0	—	—	—	0	0	0
49 Ulcer of stomach and duodenum (540, 541)	—	—	—	0	0	0	—	—	—	0	0	0
50 Appendicitis (550-553)	—	—	—	0	0	0	—	—	—	0	0	0
51 Intestinal obstruction and hernia (560, 561, 570)	—	—	—	0	0	0	—	—	—	0	0	0
52 Gastritis, duodenitis, enteritis and colitis (except diarrhea of the newborn) (543, 571, 572)	—	—	—	0	0	0	—	—	—	0	0	0
53 Cirrhosis of liver (581)	—	—	—	0	0	0	1	1	—	4.9	5.4	0
54 Nephritis and nephrosis (590-594)	—	—	—	0	0	0	—	—	—	0	0	0
55 Hyperplasia of prostate (610)	—	—	—	0	0	0	1	1	—	4.9	5.4	0
56 Complications of pregnancy, childbirth and the puerperium (640-652, 670-689)	—	—	—	0	0	0	1	1	—	4.9	5.4	0
57 Congenital malformations (750-759)	—	—	—	0	0	0	1	1	—	4.9	5.4	0
58 Birth injuries, postnatal asphyxia and atelectasis (760-762)	—	—	—	0	0	0	3	2	1	14.8	10.9	52.6
59 Infection of the newborn (763-768)	—	—	—	0	0	0	—	—	—	0	0	0
60 Other diseases peculiar to early infancy, and immaturity unqualified (769-776)	2	1	1	166.7	166.7	166.7	4	4	—	19.7	21.7	0
61 Senility, without mention of psychosis (794)	—	—	—	0	0	0	—	—	—	0	0	0
62 Ill-defined and unknown causes (780-793, 795)	1	—	1	83.3	0	166.7	1	1	—	4.9	5.4	0
63 Motor vehicle accidents (E810-E835)	—	—	—	0	0	0	7	7	—	34.5	38.0	0
64 All other accidents (E800-E802, E840-E962)	1	1	—	83.3	166.7	0	7	7	—	34.5	38.0	0
65 Suicide (E963, E970-E979)	—	—	—	0	0	0	1	1	—	4.9	5.4	0
66 Homicide (E964, E980-E985)	—	—	—	0	0	0	—	—	—	0	0	0
67 All other diseases (residual)	2	—	2	166.7	0	333.3	15	15	—	73.9	81.5	0

TABLE XIII VITAL STATISTICS, BY COUNTY, BY RACE, GEORGIA, 1961

ITEM	CHEROKEE						CLARKE					
	Number			Rate or Ratio *			Number			Rate or Ratio *		
	Total	White	Non-White	Total	White	Non-White	Total	White	Non-White	Total	White	Non-White
1 Estimated population as of July 1	23,300	22,400	900				45,300	33,800	11,500			
<b>LIVE BIRTHS</b>												
2 Total	545	506	39	23.4	22.6	43.3	1,192	824	368	26.3	24.4	32.0
3 Delivered in hospital	541	502	39	99.3%	99.2%	100.0%	1,186	821	365	99.5%	99.6%	99.2%
4 Delivered in home by physician	4	4	—	0.7%	0.8%	0%	6	3	3	0.5%	0.4%	0.8%
5 Delivered in home by midwife	—	—	—	0%	0%	0%	—	—	—	0%	0%	0%
6 Other deliveries	—	—	—	0%	0%	0%	—	—	—	0%	0%	0%
7 Immature births	27	22	5	49.5	43.5	128.2	105	54	51	88.1	65.5	138.6
8 Live births to unwed mothers	9	5	4	16.5	9.9	102.6	88	8	80	73.8	9.7	217.4
<b>FETAL DEATHS</b>												
9 Total	7	7	—	12.8	13.8	0	26	10	16	21.8	12.1	43.5
10 Under 20 weeks gestation	—	—	—	0	0	0	12	5	7	10.1	6.1	19.0
11 20-27 weeks gestation	2	2	—	3.7	4.0	0	5	2	3	4.2	2.4	8.2
12 28 weeks and more	5	5	—	9.2	9.9	0	6	2	4	5.0	2.4	10.9
13 Unknown length of gestation	—	—	—	0	0	0	3	1	2	2.5	1.2	5.4
<b>DEATHS</b>												
14 Total, all ages	189	177	12	811.2	790.2	1333.3	384	230	154	847.7	680.5	1339.1
15 Under 1 year	11	10	1	20.2	19.8	25.6	44	24	20	36.9	29.1	54.3
16 Under 28 days	8	8	—	14.7	15.8	0	28	20	8	23.5	24.3	21.7
17 Deaths from immaturity	1	1	—	1.8	2.0	0	9	8	1	7.6	9.7	2.7
18 1-4 years * *	4	4	—	—	—	—	5	4	1	—	—	—
19 Maternal deaths	1	—	1	18.3	0	256.4	—	—	—	0	0	0
<b>CAUSE OF DEATH</b>												
20 Tuberculosis, all forms (001-019)	1	—	1	4.3	0	111.1	1	1	—	2.2	3.0	0
21 Syphilis and its sequelae (020-029)	—	—	—	0	0	0	1	—	1	2.2	0	8.7
22 Typhoid fever (040)	—	—	—	0	0	0	—	—	—	0	0	0
23 Dysentery, all forms (045-048)	—	—	—	0	0	0	—	—	—	0	0	0
24 Scarlet fever (050)	—	—	—	0	0	0	—	—	—	0	0	0
25 Streptococcal sore throat (051)	—	—	—	0	0	0	—	—	—	0	0	0
26 Diphtheria (055)	—	—	—	0	0	0	—	—	—	0	0	0
27 Whooping cough (056)	—	—	—	0	0	0	—	—	—	0	0	0
28 Meningococcal infections (057)	—	—	—	0	0	0	—	—	—	0	0	0
29 Acute poliomyelitis (080)	—	—	—	0	0	0	—	—	—	0	0	0
30 Acute infectious encephalitis (082)	—	—	—	0	0	0	—	—	—	0	0	0
31 Smallpox (084)	—	—	—	0	0	0	—	—	—	0	0	0
32 Measles (085)	—	—	—	0	0	0	—	—	—	0	0	0
33 Typhus and other rickettsial diseases (100-103, 105-108)	—	—	—	0	0	0	—	—	—	0	0	0
34 Rocky Mountain spotted fever (104)	—	—	—	0	0	0	—	—	—	0	0	0
35 Malaria (110-117)	—	—	—	0	0	0	—	—	—	0	0	0
36 All other diseases classified as infective and parasitic (030-039, 041-044, 049, 052-054, 059-074, 081, 083, 086-096, 120-138)	2	1	1	8.6	4.5	111.1	1	1	—	2.2	3.0	0
37 Malignant neoplasms, including neoplasms of lymphatic and haematopoietic tissues (140-205)	20	19	1	85.8	84.8	111.1	55	34	21	121.4	100.6	182.6
38 Benign and unspecified neoplasms (210-239)	1	1	—	4.3	4.5	0	2	1	1	4.4	3.0	8.7
39 Diabetes mellitus (260)	1	1	—	4.3	4.5	0	3	2	1	6.6	5.9	8.7
40 Pellagra (281)	—	—	—	0	0	0	—	—	—	0	0	0
41 Anemias (290-293)	1	1	—	4.3	4.5	0	—	—	—	0	0	0
42 Vascular lesions affecting central nervous system (330-334)	39	34	5	167.4	151.8	555.6	50	35	15	110.4	103.6	130.4
43 Nonmeningococcal meningitis (340)	—	—	—	0	0	0	—	—	—	0	0	0
44 Rheumatic fever (400-402)	—	—	—	0	0	0	—	—	—	0	0	0
45 Heart diseases (410-443)	68	66	2	291.8	294.6	222.2	103	72	31	227.4	213.0	269.6
46 Hypertension without mention of heart (444-447)	—	—	—	0	0	0	5	1	4	11.0	3.0	34.8
47 Influenza and pneumonia (480-483, 490-493)	7	7	—	30.0	31.3	0	20	6	14	44.2	17.8	121.7
48 Bronchitis (500-502)	—	—	—	0	0	0	—	—	—	0	0	0
49 Ulcer of stomach and duodenum (540, 541)	1	1	—	4.3	4.5	0	3	2	1	6.6	5.9	8.7
50 Appendicitis (550-553)	—	—	—	0	0	0	—	—	—	0	0	0
51 Intestinal obstruction and hernia (560, 561, 570)	—	—	—	0	0	0	—	—	—	0	0	0
52 Gastritis, duodenitis, enteritis and colitis (except diarrhea of the newborn) (543, 571, 572)	1	1	—	4.3	4.5	0	5	1	4	11.0	3.0	34.8
53 Cirrhosis of liver (581)	2	2	—	8.6	8.9	0	—	—	—	0	0	0
54 Nephritis and nephrosis (590-594)	3	3	—	12.9	13.4	0	6	4	2	13.2	11.8	17.4
55 Hyperplasia of prostate (610)	—	—	—	0	0	0	2	1	1	4.4	3.0	8.7
56 Complications of pregnancy, childbirth and the puerperium (640-652, 670-689)	1	—	1	4.3	0	111.1	—	—	—	0	0	0
57 Congenital malformations (750-759)	5	5	—	21.5	22.3	0	10	7	3	22.1	20.7	26.1
58 Birth injuries, postnatal asphyxia and atelectasis (760-762)	—	—	—	0	0	0	8	5	3	17.7	14.8	26.1
59 Infection of the newborn (763-768)	2	2	—	8.6	8.9	0	—	—	—	0	0	0
60 Other diseases peculiar to early infancy, and immaturity unqualified (769-776)	1	1	—	4.3	4.5	0	16	11	5	35.3	32.5	43.5
61 Senility, without mention of psychosis (794)	—	—	—	0	0	0	1	—	1	2.2	0	8.7
62 Ill-defined and unknown causes (780-793, 795)	—	—	—	0	0	0	13	6	7	28.7	17.8	60.9
63 Motor vehicle accidents (E810-E835)	7	7	—	30.0	31.3	0	16	10	6	35.3	29.6	52.2
64 All other accidents (E800-E802, E840-E962)	5	5	—	21.5	22.3	0	14	6	8	30.9	17.8	69.6
65 Suicide (E963, E970-E979)	3	3	—	12.9	13.4	0	2	1	1	4.4	3.0	8.7
66 Homicide (E964, E980-E985)	2	2	—	8.6	8.9	0	6	1	5	13.2	3.0	43.5
67 All other diseases (residual)	16	15	1	68.7	67.0	111.1	41	22	19	90.5	65.1	165.2

TABLE XIII VITAL STATISTICS, BY COUNTY, BY RACE, GEORGIA, 1961

ITEM	CLAY						CLAYTON					
	Number			Rate or Ratio *			Number			Rate or Ratio *		
	Total	White	Non-White	Total	White	Non-White	Total	White	Non-White	Total	White	Non-White
1 Estimated population as of July 1	4,600	1,700	2,900				48,700	44,300	4,400			
<b>LIVE BIRTHS</b>												
2 Total	135	45	90	29.3	26.5	31.0	1,366	1,222	144	28.0	27.6	32.7
3 Delivered in hospital	79	44	35	58.5%	97.8%	38.9%	1,342	1,217	125	98.2%	99.6%	86.8%
4 Delivered in home by physician	1	—	1	0.7%	0%	1.1%	11	5	6	0.8%	0.4%	4.2%
5 Delivered in home by midwife	55	1	54	40.7%	2.2%	60.0%	13	—	13	1.0%	0%	9.0%
6 Other deliveries	—	—	—	0%	0%	0%	—	—	—	0%	0%	0%
7 Immature births	9	2	7	66.7	44.4	77.8	101	83	18	73.9	67.9	125.0
8 Live births to unwed mothers	24	—	24	177.8	0	266.7	51	12	39	37.3	9.8	270.8
<b>FETAL DEATHS</b>												
9 Total	2	—	2	14.8	0	22.2	50	45	5	36.6	36.8	34.7
10 Under 20 weeks gestation	—	—	—	0	0	0	28	28	—	20.5	22.9	0
11 20-27 weeks gestation	—	—	—	0	0	0	6	4	2	4.4	3.3	13.9
12 28 weeks and more	2	—	2	14.8	0	22.2	14	12	2	10.2	9.8	13.9
13 Unknown length of gestation	—	—	—	0	0	0	2	1	1	1.5	0.8	6.9
<b>DEATHS</b>												
14 Total, all ages	55	20	35	1195.7	1176.5	1206.9	231	186	45	474.3	419.9	1022.7
15 Under 1 year	9	3	6	66.7	66.7	66.7	25	20	5	18.3	16.4	34.7
16 Under 28 days	5	2	3	37.0	44.4	33.3	18	17	1	13.2	13.9	6.9
17 Deaths from immaturity	1	—	1	7.4	0	11.1	4	4	—	2.9	3.3	0
18 1-4 years **	1	—	1	—	—	—	6	4	2	—	—	—
19 Maternal deaths	—	—	—	0	0	0	—	—	—	0	0	0
<b>CAUSE OF DEATH</b>												
20 Tuberculosis, all forms (001-019)	—	—	—	0	0	0	—	—	—	0	0	0
21 Syphilis and its sequelae (020-029)	—	—	—	0	0	0	1	—	1	2.1	0	22.7
22 Typhoid fever (040)	—	—	—	0	0	0	—	—	—	0	0	0
23 Dysentery, all forms (045-048)	—	—	—	0	0	0	—	—	—	0	0	0
24 Scarlet fever (050)	—	—	—	0	0	0	—	—	—	0	0	0
25 Streptococcal sore throat (051)	—	—	—	0	0	0	—	—	—	0	0	0
26 Diphtheria (055)	—	—	—	0	0	0	—	—	—	0	0	0
27 Whooping cough (056)	—	—	—	0	0	0	—	—	—	0	0	0
28 Meningococcal infections (057)	—	—	—	0	0	0	—	—	—	0	0	0
29 Acute poliomyelitis (080)	1	—	1	21.7	—	34.5	—	—	—	0	0	0
30 Acute infectious encephalitis (082)	—	—	—	0	0	0	—	—	—	0	0	0
31 Smallpox (084)	—	—	—	0	0	0	—	—	—	0	0	0
32 Measles (085)	—	—	—	0	0	0	—	—	—	0	0	0
33 Typhus and other rickettsial diseases (100-103, 105-108)	—	—	—	0	0	0	—	—	—	0	0	0
34 Rocky Mountain spotted fever (104)	—	—	—	0	0	0	—	—	—	0	0	0
35 Malaria (110-117)	—	—	—	0	0	0	—	—	—	0	0	0
36 All other diseases classified as infective and parasitic (030-039, 041-044, 049, 052-054, 059-074, 081, 083, 086-096, 120-138)	—	—	—	0	0	0	—	—	—	0	0	0
37 Malignant neoplasms, including neoplasms of lymphatic and haematopoietic tissues (140-205)	7	4	3	152.2	235.3	103.4	29	24	5	59.5	54.2	113.6
38 Benign and unspecified neoplasms (210-239)	—	—	—	0	0	0	1	1	—	2.1	2.3	0
39 Diabetes mellitus (260)	—	—	—	0	0	0	—	—	—	0	0	0
40 Pellagra (281)	—	—	—	0	0	0	—	—	—	0	0	0
41 Anemias (290-293)	—	—	—	0	0	0	2	2	—	4.1	4.5	0
42 Vascular lesions affecting central nervous system (330-334)	16	5	11	347.8	294.1	379.3	22	14	8	45.2	31.6	181.8
43 Nonmeningococcal meningitis (340)	—	—	—	0	0	0	1	1	—	2.1	2.3	0
44 Rheumatic fever (400-402)	—	—	—	0	0	0	—	—	—	0	0	0
45 Heart diseases (410-443)	15	5	10	326.1	294.1	344.8	79	68	11	162.2	153.5	250.0
46 Hypertension without mention of heart (444-447)	—	—	—	0	0	0	—	—	—	0	0	0
47 Influenza and pneumonia (480-483, 490-493)	3	1	2	65.2	58.8	69.0	9	4	5	18.5	9.0	113.6
48 Bronchitis (500-502)	—	—	—	0	0	0	1	1	—	2.1	2.3	0
49 Ulcer of stomach and duodenum (540, 541)	—	—	—	0	0	0	2	1	1	4.1	2.3	22.7
50 Appendicitis (550-553)	—	—	—	0	0	0	—	—	—	0	0	0
51 Intestinal obstruction and hernia (560, 561, 570)	—	—	—	0	0	0	1	—	1	2.1	0	22.7
52 Gastritis, duodenitis, enteritis and colitis (except diarrhea of the newborn) (543, 571, 572)	—	—	—	0	0	0	1	—	1	2.1	0	22.7
53 Cirrhosis of liver (581)	—	—	—	0	0	0	3	3	—	6.2	6.8	0
54 Nephritis and nephrosis (590-594)	—	—	—	0	0	0	1	—	1	2.1	0	22.7
55 Hyperplasia of prostate (610)	—	—	—	0	0	0	—	—	—	0	0	0
56 Complications of pregnancy, childbirth and the puerperium (640-652, 670-689)	—	—	—	0	0	0	—	—	—	0	0	0
57 Congenital malformations (750-759)	—	—	—	0	0	0	3	2	1	6.2	4.5	22.7
58 Birth injuries, postnatal asphyxia and atelectasis (760-762)	3	2	1	65.2	117.6	34.5	11	10	1	22.6	22.6	22.7
59 Infection of the newborn (763-768)	2	—	2	43.5	0	69.0	—	—	—	0	0	0
60 Other diseases peculiar to early infancy, and immaturity unqualified (769-776)	2	—	2	43.5	0	69.0	7	6	1	14.4	13.5	22.7
61 Senility, without mention of psychosis (794)	—	—	—	0	0	0	—	—	—	0	0	0
62 Ill-defined and unknown causes (780-793, 795)	—	—	—	0	0	0	2	1	1	4.1	2.3	22.7
63 Motor vehicle accidents (E810-E835)	3	2	1	65.2	117.6	34.5	8	8	—	16.4	18.1	0
64 All other accidents (E800-E802, E840-E962)	1	—	1	21.7	0	34.5	13	11	2	26.7	24.8	45.5
65 Suicide (E963, E970-E979)	—	—	—	0	0	0	4	4	—	8.2	9.0	0
66 Homicide (E964, E980-E985)	—	—	—	0	0	0	2	1	1	4.1	2.3	22.7
67 All other diseases (residual)	2	1	1	43.5	58.8	34.5	28	24	4	57.5	54.2	90.9

TABLE XIII VITAL STATISTICS, BY COUNTY, BY RACE, GEORGIA, 1961

ITEM	CLINCH						COBB						
	Number			Rate or Ratio *			Number			Rate or Ratio *			
	Total	White	Non-White	Total	White	Non-White	Total	White	Non-White	Total	White	Non-White	
1 Estimated population as of July 1	6,600	4,100	2,500				120,200	112,700	7,500				1
<b>LIVE BIRTHS</b>													
2 Total	214	108	106	32.4	26.3	42.4	3,147	2,866	281	26.2	25.4	37.5	2
3 Delivered in hospital	210	108	102	98.1%	100.0%	96.2%	3,140	2,862	278	99.8%	99.9%	98.9%	3
4 Delivered in home by physician	2	-	2	0.9%	0%	1.9%	5	3	2	0.2%	0.1%	0.7%	4
5 Delivered in home by midwife	2	-	2	0.9%	0%	1.9%	1	-	1	0.0%	0%	0.4%	5
6 Other deliveries	-	-	-	0%	0%	0%	1	1	-	0.0%	0.0%	0%	6
7 Immature births	27	6	21	126.2	55.6	198.1	240	204	36	76.3	71.2	128.1	7
8 Live births to unwed mothers	18	2	16	84.1	18.5	150.9	91	32	59	28.9	11.2	210.0	8
<b>FETAL DEATHS</b>													
9 Total	6	2	4	28.0	18.5	37.7	57	48	9	18.1	16.7	32.0	9
10 Under 20 weeks gestation	1	1	-	4.7	9.3	0	17	17	-	5.4	5.9	0	10
11 20-27 weeks gestation	2	-	2	9.3	0	18.9	6	3	3	1.9	1.0	10.7	11
12 28 weeks and more	3	1	2	14.0	9.3	18.9	27	21	6	8.6	7.3	21.4	12
13 Unknown length of gestation	-	-	-	0	0	0	7	7	-	2.2	2.4	0	13
<b>DEATHS</b>													
14 Total, all ages	58	35	23	878.8	853.7	920.0	696	620	76	579.0	550.1	1013.3	14
15 Under 1 year	14	6	8	65.4	55.6	75.5	83	71	12	26.4	24.8	42.7	15
16 Under 28 days	7	2	5	32.7	18.5	47.2	64	59	5	20.3	20.6	17.8	16
17 Deaths from immaturity	2	-	2	9.3	0	18.9	14	12	2	4.4	4.2	7.1	17
18 1-4 years **	1	1	-	-	-	-	9	7	2	-	-	-	18
19 Maternal deaths	-	-	-	0	0	0	1	1	-	3.2	3.5	0	19
<b>CAUSE OF DEATH</b>													
20 Tuberculosis, all forms (001-019)	-	-	-	0	0	0	6	3	3	5.0	2.7	40.0	20
21 Syphilis and its sequelae (020-029)	-	-	-	0	0	0	-	-	-	0	0	0	21
22 Typhoid fever (040)	-	-	-	0	0	0	-	-	-	0	0	0	22
23 Dysentery, all forms (045-048)	-	-	-	0	0	0	1	-	1	0.8	0	13.3	23
24 Scarlet fever (050)	-	-	-	0	0	0	-	-	-	0	0	0	24
25 Streptococcal sore throat (051)	-	-	-	0	0	0	-	-	-	0	0	0	25
26 Diphtheria (055)	-	-	-	0	0	0	-	-	-	0	0	0	26
27 Whooping cough (056)	-	-	-	0	0	0	-	-	-	0	0	0	27
28 Meningococcal infections (057)	-	-	-	0	0	0	1	1	-	0.8	0.9	0	28
29 Acute poliomyelitis (080)	-	-	-	0	0	0	-	-	-	0	0	0	29
30 Acute infectious encephalitis (082)	-	-	-	0	0	0	-	-	-	0	0	0	30
31 Smallpox (084)	-	-	-	0	0	0	-	-	-	0	0	0	31
32 Measles (085)	-	-	-	0	0	0	-	-	-	0	0	0	32
33 Typhus and other rickettsial diseases (100-103, 105-108)	-	-	-	0	0	0	-	-	-	0	0	0	33
34 Rocky Mountain spotted fever (104)	-	-	-	0	0	0	-	-	-	0	0	0	34
35 Malaria (110-117)	-	-	-	0	0	0	-	-	-	0	0	0	35
36 All other diseases classified as infective and parasitic (030-039, 041-044, 049, 052-054, 059-074, 081, 083, 086-096, 120-138)	-	-	-	0	0	0	1	1	-	0.8	0.9	0	36
37 Malignant neoplasms, including neoplasms of lymphatic and haematopoietic tissues (140-205)	4	4	-	60.6	97.6	0	98	90	8	81.5	79.9	106.7	37
38 Benign and unspecified neoplasms (210-239)	-	-	-	0	0	0	2	2	-	1.7	1.8	0	38
39 Diabetes mellitus (260)	1	1	-	15.2	24.4	0	4	4	-	3.3	3.5	0	39
40 Pellagra (281)	-	-	-	0	0	0	-	-	-	0	0	0	40
41 Anemias (290-293)	-	-	-	0	0	0	1	1	-	0.8	0.9	0	41
42 Vesicular lesions affecting central nervous system (330-334)	4	2	2	60.6	48.8	80.0	105	86	19	87.4	76.3	253.3	42
43 Nonmeningococcal meningitis (340)	-	-	-	0	0	0	1	1	-	0.8	0.9	0	43
44 Rheumatic fever (400-402)	-	-	-	0	0	0	-	-	-	0	0	0	44
45 Heart diseases (410-443)	20	11	9	303.0	268.3	360.0	233	215	18	193.8	190.8	240.0	45
46 Hypertension without mention of heart (444-447)	-	-	-	0	0	0	3	2	1	2.5	1.8	13.3	46
47 Influenza and pneumonia (480-483, 490-493)	6	4	2	90.9	97.6	80.0	15	11	4	12.5	9.8	53.3	47
48 Bronchitis (500-502)	-	-	-	0	0	0	1	1	-	0.8	0.9	0	48
49 Ulcer of stomach and duodenum (540, 541)	1	1	-	15.2	24.4	0	4	4	-	3.3	3.5	0	49
50 Appendicitis (550-553)	-	-	-	0	0	0	-	-	-	0	0	0	50
51 Intestinal obstruction and hernia (560, 561, 570)	-	-	-	0	0	0	5	4	1	4.2	3.5	13.3	51
52 Gastritis, duodenitis, enteritis and colitis (except diarrhea of the newborn) (543, 571, 572)	-	-	-	0	0	0	3	1	2	2.5	0.9	26.7	52
53 Cirrhosis of liver (581)	1	1	-	15.2	24.4	0	3	3	-	2.5	2.7	0	53
54 Nephritis and nephrosis (590-594)	-	-	-	0	0	0	4	4	-	3.3	3.5	0	54
55 Hyperplasia of prostate (610)	-	-	-	0	0	0	-	-	-	0	0	0	55
56 Complications of pregnancy, childbirth and the puerperium (640-652, 670-689)	-	-	-	0	0	0	1	1	-	0.8	0.9	0	56
57 Congenital malformations (750-759)	1	1	-	15.2	24.4	0	16	14	2	13.3	12.4	26.7	57
58 Birth injuries, postnatal asphyxia and atelectasis (760-762)	2	2	-	30.3	48.8	0	25	24	1	20.8	21.3	13.3	58
59 Infection of the newborn (763-768)	2	-	2	30.3	0	80.0	2	1	1	1.7	0.9	13.3	59
60 Other diseases peculiar to early infancy, and immaturity unqualified (769-776)	2	-	2	30.3	0	80.0	27	23	4	22.5	20.4	53.3	60
61 Senility, without mention of psychosis (794)	-	-	-	0	0	0	1	1	-	0.8	0.9	0	61
62 Ill-defined and unknown causes (780-793, 795)	-	-	-	0	0	0	8	6	2	6.7	5.3	26.7	62
63 Motor vehicle accidents (E810-E835)	2	2	-	30.3	48.8	0	30	28	2	25.0	24.8	26.7	63
64 All other accidents (E800-E802, E840-E962)	2	1	1	30.3	24.4	40.0	23	22	1	19.1	19.5	13.3	64
65 Suicide (E963, E970-E979)	-	-	-	0	0	0	12	10	2	10.0	8.9	26.7	65
66 Homicide (E964, E980-E985)	4	1	3	60.6	24.4	120.0	4	3	1	3.3	2.7	13.3	66
67 All other diseases (residual)	6	4	2	90.9	97.6	80.0	56	53	3	46.6	47.0	40.0	67

TABLE XIII VITAL STATISTICS, BY COUNTY, BY RACE, GEORGIA, 1961

ITEM	COFFEE						COLQUITT					
	Number			Rate or Ratio *			Number			Rate or Ratio **		
	Total	White	Non-White	Total	White	Non-White	Total	White	Non-White	Total	White	Non-White
1 Estimated population as of July 1	22,200	16,200	6,000				34,500	26,100	8,400			
<b>LIVE BIRTHS</b>												
2 Total	578	362	216	26.0	22.3	36.0	808	501	307	23.4	19.2	36.5
3 Delivered in hospital	447	349	98	77.3%	96.4%	45.4%	680	496	184	84.2%	99.0%	59.9%
4 Delivered in home by physician	22	8	14	3.8%	2.2%	6.5%	11	5	6	1.4%	1.0%	2.0%
5 Delivered in home by midwife	109	5	104	18.9%	1.4%	48.1%	117	-	117	14.5%	0%	38.1%
6 Other deliveries	-	-	-	0%	0%	0%	-	-	-	0%	0%	0%
7 Immature births	46	19	27	79.6	52.5	125.0	64	29	35	79.2	57.9	114.0
8 Live births to unwed mothers	59	11	48	102.1	30.4	222.2	83	10	73	102.7	20.0	237.8
<b>FETAL DEATHS</b>												
9 Total	22	9	13	38.1	24.9	60.2	18	6	12	22.3	12.0	39.1
10 Under 20 weeks gestation	7	3	4	12.1	8.3	18.5	1	1	-	1.2	2.0	0
11 20-27 weeks gestation	4	3	1	6.9	8.3	4.6	4	1	3	5.0	2.0	9.8
12 28 weeks and more	10	3	7	17.3	8.3	32.4	11	4	7	13.6	8.0	22.8
13 Unknown length of gestation	1	-	1	1.7	0	4.6	2	-	2	2.5	0	6.5
<b>DEATHS</b>												
14 Total, all ages	201	138	63	905.4	851.9	1050.0	290	208	82	840.6	796.9	1162
15 Under 1 year	23	16	7	39.8	44.2	32.4	36	11	25	44.6	22.0	81.4
16 Under 28 days	13	10	3	22.5	27.6	13.9	15	8	7	18.6	16.0	22.8
17 Deaths from immaturity	7	5	2	12.1	13.8	9.3	2	-	2	2.5	0	6.5
18 1-4 years **	-	-	-	-	-	-	4	2	2	-	-	-
19 Maternal deaths	-	-	-	0	0	0	1	1	-	12.4	20.0	0
<b>CAUSE OF DEATH</b>												
20 Tuberculosis, all forms (001-019)	-	-	-	0	0	0	3	2	1	8.7	7.7	11.9
21 Syphilis and its sequelae (020-029)	-	-	-	0	0	0	1	1	-	2.9	3.8	0
22 Typhoid fever (040)	-	-	-	0	0	0	-	-	-	0	0	0
23 Dysentery, all forms (045-048)	-	-	-	0	0	0	-	-	-	0	0	0
24 Scarlet fever (050)	-	-	-	0	0	0	-	-	-	0	0	0
25 Streptococcal sore throat (051)	-	-	-	0	0	0	-	-	-	0	0	0
26 Diphtheria (055)	-	-	-	0	0	0	-	-	-	0	0	0
27 Whooping cough (056)	-	-	-	0	0	0	-	-	-	0	0	0
28 Meningococcal infections (057)	-	-	-	0	0	0	-	-	-	0	0	0
29 Acute poliomyelitis (080)	-	-	-	0	0	0	-	-	-	0	0	0
30 Acute infectious encephalitis (082)	-	-	-	0	0	0	-	-	-	0	0	0
31 Smallpox (084)	-	-	-	0	0	0	-	-	-	0	0	0
32 Measles (085)	-	-	-	0	0	0	-	-	-	0	0	0
33 Typhus and other rickettsial diseases (100-103, 105-108)	-	-	-	0	0	0	-	-	-	0	0	0
34 Rocky Mountain spotted fever (104)	-	-	-	0	0	0	-	-	-	0	0	0
35 Malaria (110-117)	-	-	-	0	0	0	-	-	-	0	0	0
36 All other diseases classified as infective and parasitic (030-039, 041-044, 049, 052-054, 059-074, 081, 083, 086-096, 120-138)	-	-	-	0	0	0	-	-	-	0	0	0
37 Malignant neoplasms, including neoplasms of lymphatic and haematopoietic tissues (140-205)	26	20	6	117.1	123.5	100.0	40	30	10	115.9	114.9	119.0
38 Benign and unspecified neoplasms (210-239)	-	-	-	0	0	0	-	-	-	0	0	0
39 Diabetes mellitus (260)	3	3	-	13.5	18.5	0	6	6	-	17.4	23.0	0
40 Pellagra (281)	-	-	-	0	0	0	-	-	-	0	0	0
41 Anemias (290-293)	1	1	-	4.5	6.2	0	-	-	-	0	0	0
42 Vascular lesions affecting central nervous system (330-334)	28	17	11	126.1	104.9	183.3	43	32	11	124.6	122.6	131.0
43 Nonmeningococcal meningitis (340)	1	-	1	4.5	0	16.7	2	1	1	5.8	3.8	11.9
44 Rheumatic fever (400-402)	-	-	-	0	0	0	-	-	-	0	0	0
45 Heart diseases (410-443)	75	51	24	337.8	314.8	400.0	90	76	14	260.9	291.2	166.7
46 Hypertension without mention of heart (444-447)	2	1	1	9.0	6.2	16.7	-	-	-	0	0	0
47 Influenza and pneumonia (480-483, 490-493)	10	5	5	45.0	30.9	83.3	10	2	8	29.0	7.7	95.2
48 Bronchitis (500-502)	-	-	-	0	0	0	-	-	-	0	0	0
49 Ulcer of stomach and duodenum (540, 541)	2	2	-	9.0	12.3	0	6	2	4	17.4	7.7	47.6
50 Appendicitis (550-553)	-	-	-	0	0	0	-	-	-	0	0	0
51 Intestinal obstruction and hernia (560, 561, 570)	2	2	-	9.0	12.3	0	-	-	-	0	0	0
52 Gastritis, duodenitis, enteritis and colitis (except diarrhea of the newborn) (543, 571, 572)	1	1	-	4.5	6.2	0	5	1	4	14.5	3.8	47.6
53 Cirrhosis of liver (581)	1	1	-	4.5	6.2	0	-	-	-	0	0	0
54 Nephritis and nephrosis (590-594)	1	1	-	4.5	6.2	0	5	3	2	14.5	11.5	23.8
55 Hyperplasia of prostate (610)	1	1	-	4.5	6.2	0	2	2	-	5.8	7.7	0
56 Complications of pregnancy, childbirth and the puerperium (640-652, 670-689)	-	-	-	0	0	0	1	1	-	2.9	3.8	0
57 Congenital malformations (750-759)	1	-	1	4.5	0	16.7	7	4	3	20.3	15.3	35.7
58 Birth injuries, postnatal asphyxia and atelectasis (760-762)	4	4	-	18.0	24.7	0	5	3	2	14.5	11.5	23.8
59 Infection of the newborn (763-768)	2	1	1	9.0	6.2	16.7	1	-	1	2.9	0	11.9
60 Other diseases peculiar to early infancy, and immaturity unqualified (769-776)	7	5	2	31.5	30.9	33.3	6	2	4	17.4	7.7	47.6
61 Senility, without mention of psychosis (794)	-	-	-	0	0	0	-	-	-	0	0	0
62 Ill-defined and unknown causes (780-793, 795)	3	1	2	13.5	6.2	33.3	4	1	3	11.6	3.8	35.7
63 Motor vehicle accidents (E810-E835)	6	4	2	27.0	24.7	33.3	10	9	1	29.0	34.5	11.9
64 All other accidents (E800-E802, E840-E962)	8	7	1	36.0	43.2	16.7	10	7	3	29.0	26.8	35.7
65 Suicide (E963, E970-E979)	1	1	-	4.5	6.2	0	1	1	-	2.9	3.8	0
66 Homicide (E964, E980-E985)	2	1	1	9.0	6.2	16.7	5	1	4	14.5	3.8	47.6
67 All other diseases (residual)	13	8	5	58.6	49.4	83.3	27	21	6	78.3	80.5	71.4

TABLE XIII ITAL STATISTICS, BY COUNTY, BY RACE, GEORGIA, 1961

ITEM	COLUMBIA						COOK						
	Number			Rate or Ratio *			Number			Rate or Ratio *			
	Total	White	Non-White	Total	White	Non-White	Total	White	Non-White	Total	White	Non-White	
1 Estimated population as of July 1	13,700	8,900	4,800				11,900	8,400	3,500				1
<b>LIVE BIRTHS</b>													
2 Total	410	262	148	29.9	29.4	30.8	311	185	126	26.1	22.0	36.0	2
3 Delivered in hospital	384	257	127	93.7%	98.1%	85.8%	281	183	98	90.4%	98.9%	77.8%	3
4 Delivered in home by physician	8	3	5	2.0%	1.1%	3.4%	1	1	-	0.3%	0.5%	0%	4
5 Delivered in home by midwife	18	2	16	4.4%	0.8%	10.8%	29	1	28	9.3%	0.5%	22.2%	5
6 Other deliveries	-	-	-	0%	0%	0%	-	-	-	0%	0%	0%	6
7 Immature births	44	20	24	107.3	76.3	162.2	23	12	11	74.0	64.9	87.3	7
8 Live births to unwed mothers	41	2	39	100.0	7.6	263.5	26	4	22	83.6	21.6	174.6	8
<b>FETAL DEATHS</b>													
9 Total	20	13	7	48.8	49.6	47.3	10	6	4	32.2	32.4	31.7	9
10 Under 20 weeks gestation	14	12	2	34.1	45.8	13.5	4	1	3	12.9	5.4	23.8	10
11 20-27 weeks gestation	2	1	1	4.9	3.8	6.8	3	2	1	9.6	10.8	7.9	11
12 28 weeks and more	4	-	4	9.8	0	27.0	2	2	-	6.4	10.8	0	12
13 Unknown length of gestation	-	-	-	0	0	0	1	1	-	3.2	5.4	0	13
<b>DEATHS</b>													
14 Total, all ages	111	56	55	810.2	629.2	1145.8	93	66	27	781.5	785.7	771.4	14
15 Under 1 year	15	7	8	36.6	26.7	54.1	7	5	2	22.5	27.0	15.9	15
16 Under 28 days	11	5	6	26.8	19.1	40.5	7	5	2	22.5	27.0	15.9	16
17 Deaths from immaturity	-	-	-	0	0	0	1	-	1	3.2	0	7.9	17
18 1-4 years **	-	-	-	0	0	0	-	-	-	0	0	0	18
19 Maternal deaths	-	-	-	0	0	0	-	-	-	0	0	0	19
<b>CAUSE OF DEATH</b>													
20 Tuberculosis, all forms (001-019)	-	-	-	0	0	0	-	-	-	0	0	0	20
21 Syphilis and its sequelae (020-029)	-	-	-	0	0	0	-	-	-	0	0	0	21
22 Typhoid fever (040)	-	-	-	0	0	0	-	-	-	0	0	0	22
23 Dysentery, all forms (045-048)	-	-	-	0	0	0	-	-	-	0	0	0	23
24 Scarlet fever (050)	-	-	-	0	0	0	-	-	-	0	0	0	24
25 Streptococcal sore throat (051)	-	-	-	0	0	0	-	-	-	0	0	0	25
26 Diphtheria (055)	-	-	-	0	0	0	-	-	-	0	0	0	26
27 Whooping cough (056)	-	-	-	0	0	0	-	-	-	0	0	0	27
28 Meningococcal infections (057)	-	-	-	0	0	0	-	-	-	0	0	0	28
29 Acute poliomyelitis (080)	-	-	-	0	0	0	-	-	-	0	0	0	29
30 Acute infectious encephalitis (082)	1	-	1	7.3	0	20.8	-	-	-	0	0	0	30
31 Smallpox (084)	-	-	-	0	0	0	-	-	-	0	0	0	31
32 Measles (085)	-	-	-	0	0	0	-	-	-	0	0	0	32
33 Typhus and other rickettsial diseases (100-103, 105-108)	-	-	-	0	0	0	-	-	-	0	0	0	33
34 Rocky Mountain spotted fever (104)	-	-	-	0	0	0	-	-	-	0	0	0	34
35 Malaria (110-117)	-	-	-	0	0	0	-	-	-	0	0	0	35
36 All other diseases classified as infective and parasitic (030-039, 041-044, 049, 052-054, 059-074, 081, 083, 086-096, 120-138)	-	-	-	0	0	0	-	-	-	0	0	0	36
37 Malignant neoplasms, including neoplasms of lymphatic and haematopoietic tissues (140-205)	18	13	5	131.4	146.1	104.2	10	8	2	84.0	95.2	57.1	37
38 Benign and unspecified neoplasms (210-239)	-	-	-	0	0	0	-	-	-	0	0	0	38
39 Diabetes mellitus (260)	1	-	1	7.3	0	20.8	3	3	-	25.2	35.7	0	39
40 Pellagra (281)	-	-	-	0	0	0	1	1	-	8.4	11.9	0	40
41 Anemias (290-293)	-	-	-	0	0	0	1	1	-	8.4	11.9	0	41
42 Vascular lesions affecting central nervous system (330-334)	14	3	11	102.2	33.7	229.2	10	5	5	84.0	59.5	142.9	42
43 Nonmeningococcal meningitis (340)	1	-	1	7.3	0	20.8	1	-	1	8.4	0	28.6	43
44 Rheumatic fever (400-402)	-	-	-	0	0	0	-	-	-	0	0	0	44
45 Heart diseases (410-443)	37	23	14	270.1	258.4	291.7	33	27	6	277.3	321.4	171.4	45
46 Hypertension without mention of heart (444-447)	-	-	-	0	0	0	2	1	1	16.8	11.9	28.6	46
47 Influenza and pneumonia (480-483, 490-493)	3	2	1	21.9	22.5	20.8	2	-	2	16.8	0	57.1	47
48 Bronchitis (500-502)	-	-	-	0	0	0	-	-	-	0	0	0	48
49 Ulcer of stomach and duodenum (540, 541)	-	-	-	0	0	0	1	1	-	8.4	11.9	0	49
50 Appendicitis (550-553)	-	-	-	0	0	0	-	-	-	0	0	0	50
51 Intestinal obstruction and hernia (560, 561, 570)	-	-	-	0	0	0	-	-	-	0	0	0	51
52 Gastritis, duodenitis, enteritis and colitis (except diarrhea of the newborn) (543, 571, 572)	-	-	-	0	0	0	-	-	-	0	0	0	52
53 Cirrhosis of liver (581)	-	-	-	0	0	0	-	-	-	0	0	0	53
54 Nephritis and nephrosis (590-594)	2	-	2	14.6	0	41.7	2	2	-	16.8	23.8	0	54
55 Hyperplasia of prostate (610)	-	-	-	0	0	0	-	-	-	0	0	0	55
56 Complications of pregnancy, childbirth and the puerperium (640-652, 670-689)	-	-	-	0	0	0	-	-	-	0	0	0	56
57 Congenital malformations (750-759)	1	-	1	7.3	11.2	0	1	1	-	8.4	11.9	0	57
58 Birth injuries, postnatal asphyxia and atelectasis (760-762)	3	2	1	21.9	22.5	20.8	1	1	-	8.4	11.9	0	58
59 Infection of the newborn (763-768)	2	-	2	14.6	0	41.7	-	-	-	0	0	0	59
60 Other diseases peculiar to early infancy, and immaturity unqualified (769-776)	2	1	1	14.6	11.2	20.8	5	3	2	42.0	35.7	57.1	60
61 Senility, without mention of psychosis (794)	-	-	-	0	0	0	-	-	-	0	0	0	61
62 Ill-defined and unknown causes (780-793, 795)	3	-	3	21.9	0	62.5	1	-	1	8.4	0	28.6	62
63 Motor vehicle accidents (E810-E835)	4	2	2	29.2	22.5	41.7	1	1	-	8.4	11.9	0	63
64 All other accidents (E800-E802, E840-E862)	9	5	4	65.7	56.2	83.3	9	3	6	75.6	35.7	171.4	64
65 Suicide (E963, E970-E979)	-	-	-	0	0	0	3	3	-	25.2	35.7	0	65
66 Homicide (E964, E980-E985)	2	-	2	14.6	0	41.7	-	-	-	0	0	0	66
67 All other diseases (residual)	8	4	4	58.4	44.9	83.3	6	5	1	50.4	59.5	28.6	67

TABLE XIII VITAL STATISTICS, BY COUNTY, BY RACE, GEORGIA, 1961

ITEM	COWETA						CRAWFORD					
	Number			Rate or Ratio *			Number			Rate or Ratio *		
	Total	White	Non-White	Total	White	Non-White	Total	White	Non-White	Total	White	Non-White
1 Estimated population as of July 1	28,700	18,300	10,400				5,900	2,500	3,400			
<b>LIVE BIRTHS</b>												
2 Total	674	363	311	23.5	19.8	29.9	135	32	103	22.9	12.8	30.3
3 Delivered in hospital	552	357	195	81.9%	98.3%	62.7%	50	30	20	37.0%	93.8%	19.4%
4 Delivered in home by physician	11	3	8	1.6%	0.8%	2.6%	57	2	55	42.2%	6.3%	53.4%
5 Delivered in home by midwife	104	3	101	15.4%	0.8%	32.5%	28	-	28	20.7%	0%	27.2%
6 Other deliveries	7	-	7	1.0%	0%	2.3%	-	-	-	0%	0%	0%
7 Immature births	81	37	44	120.2	101.9	141.5	18	3	15	133.3	93.8	145.6
8 Live births to unwed mothers	55	8	47	81.6	22.0	151.1	20	2	18	148.1	62.5	174.8
<b>FETAL DEATHS</b>												
9 Total	13	4	9	19.3	11.0	28.9	4	1	3	29.6	31.3	29.1
10 Under 20 weeks gestation	1	1	-	1.5	2.8	0	-	-	-	0	0	0
11 20-27 weeks gestation	9	3	6	13.4	8.3	19.3	-	-	-	0	0	0
12 28 weeks and more	3	-	3	4.5	0	9.6	2	-	2	14.8	0	19.4
13 Unknown length of gestation	-	-	-	0	0	0	2	1	1	14.8	31.3	9.7
<b>DEATHS</b>												
14 Total, all ages	301	181	120	1048.8	989.1	1153.8	45	23	22	762.7	920.0	647.1
15 Under 1 year	16	7	9	23.7	19.3	28.9	4	1	3	29.6	31.3	29.1
16 Under 28 days	10	6	4	14.8	16.5	12.9	4	1	3	29.6	31.3	29.1
17 Deaths from immaturity	2	-	2	3.0	0	6.4	1	1	-	7.4	31.3	0
18 1-4 years **	3	-	3	-	-	-	1	-	1	-	-	-
19 Maternal deaths	-	-	-	0	0	0	-	-	-	0	0	0
<b>CAUSE OF DEATH</b>												
20 Tuberculosis, all forms (001-019)	1	1	-	3.5	5.5	0	-	-	-	0	0	0
21 Syphilis and its sequelae (020-029)	-	-	-	0	0	0	-	-	-	0	0	0
22 Typhoid fever (040)	-	-	-	0	0	0	-	-	-	0	0	0
23 Dysentery, all forms (045-048)	-	-	-	0	0	0	-	-	-	0	0	0
24 Scarlet fever (050)	-	-	-	0	0	0	-	-	-	0	0	0
25 Streptococcal sore throat (051)	-	-	-	0	0	0	-	-	-	0	0	0
26 Diphtheria (055)	-	-	-	0	0	0	-	-	-	0	0	0
27 Whooping cough (056)	-	-	-	0	0	0	-	-	-	0	0	0
28 Meningococcal infections (057)	-	-	-	0	0	0	-	-	-	0	0	0
29 Acute poliomyelitis (080)	-	-	-	0	0	0	-	-	-	0	0	0
30 Acute infectious encephalitis (082)	-	-	-	0	0	0	-	-	-	0	0	0
31 Smallpox (084)	-	-	-	0	0	0	-	-	-	0	0	0
32 Measles (085)	-	-	-	0	0	0	-	-	-	0	0	0
33 Typhus and other rickettsial diseases (100-103, 105-108)	-	-	-	0	0	0	-	-	-	0	0	0
34 Rocky Mountain spotted fever (104)	-	-	-	0	0	0	-	-	-	0	0	0
35 Malaria (110-117)	-	-	-	0	0	0	-	-	-	0	0	0
36 All other diseases classified as infective and parasitic (030-039, 041-044, 049, 052-054, 059-074, 081, 083, 086-096, 120-138)	1	1	-	3.5	5.5	0	-	-	-	0	0	0
37 Malignant neoplasms, including neoplasms of lymphatic and haematopoietic tissues (140-205)	45	32	13	156.8	174.9	125.0	7	4	3	118.6	160.0	88.2
38 Benign and unspecified neoplasms (210-239)	-	-	-	0	0	0	-	-	-	0	0	0
39 Diabetes mellitus (260)	3	1	2	10.5	5.5	19.2	2	-	2	33.9	0	58.8
40 Pellagra (281)	-	-	-	0	0	0	-	-	-	0	0	0
41 Anemias (290-293)	-	-	-	0	0	0	-	-	-	0	0	0
42 Vascular lesions affecting central nervous system (330-334)	63	28	35	219.5	153.0	336.5	10	3	7	169.5	120.0	205.9
43 Nonmeningococcal meningitis (340)	-	-	-	0	0	0	-	-	-	0	0	0
44 Rheumatic fever (400-402)	-	-	-	0	0	0	-	-	-	0	0	0
45 Heart diseases (410-443)	92	67	25	320.6	366.1	240.4	12	11	1	203.4	440.0	29.4
46 Hypertension without mention of heart (444-447)	3	-	3	10.5	0	28.8	-	-	-	0	0	0
47 Influenza and pneumonia (480-483, 490-493)	11	4	7	38.3	21.9	67.3	1	1	-	16.9	40.0	0
48 Bronchitis (500-502)	1	1	-	3.5	5.5	0	-	-	-	0	0	0
49 Ulcer of stomach and duodenum (540, 541)	1	-	1	3.5	0	9.6	-	-	-	0	0	0
50 Appendicitis (550-553)	2	1	1	7.0	5.5	9.6	-	-	-	0	0	0
51 Intestinal obstruction and hernia (560, 561, 570)	-	-	-	0	0	0	-	-	-	0	0	0
52 Gastritis, duodenitis, enteritis and colitis (except diarrhea of the newborn) (543, 571, 572)	-	-	-	0	0	0	1	-	1	16.9	0	29.4
53 Cirrhosis of liver (581)	-	-	-	0	0	0	1	1	-	16.9	40.0	0
54 Nephritis and nephrosis (590-594)	2	-	2	7.0	0	19.2	1	1	1	16.9	0	29.4
55 Hyperplasia of prostate (610)	2	1	1	7.0	5.5	9.6	-	-	-	0	0	0
56 Complications of pregnancy, childbirth and the puerperium (640-652, 670-689)	-	-	-	0	0	0	-	-	-	0	0	0
57 Congenital malformations (750-759)	2	1	1	7.0	5.5	9.6	-	-	-	0	0	0
58 Birth injuries, postnatal asphyxia and atelectasis (760-762)	4	3	1	13.9	16.4	9.6	-	-	-	0	0	0
59 Infection of the newborn (763-768)	1	-	1	3.5	0	9.6	-	-	-	0	0	0
60 Other diseases peculiar to early infancy, and immaturity unqualified (769-776)	6	3	3	20.9	16.4	28.8	3	1	2	50.8	40.0	58.8
61 Senility, without mention of psychosis (794)	1	1	-	3.5	5.5	0	-	-	-	0	0	0
62 Ill-defined and unknown causes (780-793, 795)	9	3	6	31.4	16.4	57.7	-	-	-	0	0	0
63 Motor vehicle accidents (E810-E835)	10	8	2	34.8	43.7	19.2	2	-	2	33.9	0	58.8
64 All other accidents (E800-E802, E840-E962)	9	7	2	31.4	38.3	19.2	1	-	1	16.9	0	29.4
65 Suicide (E963, E970-E979)	4	4	-	13.9	21.9	0	1	1	-	16.9	40.0	0
66 Homicide (E964, E980-E985)	4	2	2	13.9	10.9	19.2	-	-	-	0	0	0
67 All other diseases (residual)	24	12	12	83.6	65.6	115.4	3	1	2	50.8	40.0	58.8

TABLE XIII VITAL STATISTICS, BY COUNTY, BY RACE, GEORGIA, 1961

ITEM	CRISP						DADE					
	Number			Rate or Ratio *			Number			Rate or Ratio *		
	Total	White	Non-White	Total	White	Non-White	Total	White	Non-White	Total	White	Non-White
1 Estimated population as of July 1	17,900	10,300	7,600				8,800	8,700	100			
<b>LIVE BIRTHS</b>												
2 Total	471	222	249	26.3	21.6	32.8	196	190	6	22.3	21.8	60.0
3 Delivered in hospital	294	217	77	62.4%	97.7%	30.9%	187	181	6	95.4%	95.3%	100.0%
4 Delivered in home by physician	4	2	2	0.8%	0.9%	0.8%	8	8	—	4.1%	4.2%	0%
5 Delivered in home by midwife	173	3	170	36.7%	1.4%	68.3%	1	1	—	0.5%	0.5%	0%
6 Other deliveries	—	—	—	0%	0%	0%	—	—	—	0%	0%	0%
7 Immature births	42	20	22	89.2	90.1	88.4	23	23	—	117.3	121.1	0
8 Live births to unwed mothers	84	5	79	178.3	22.5	317.3	5	5	—	25.5	26.3	0
<b>FETAL DEATHS</b>												
9 Total	13	4	9	27.6	18.0	36.1	2	2	—	10.2	10.5	0
10 Under 20 weeks gestation	6	1	5	12.7	4.5	20.1	—	—	—	0	0	0
11 20-27 weeks gestation	—	—	—	0	0	0	—	—	—	0	0	0
12 28 weeks and more	6	3	3	12.7	13.5	12.0	2	2	—	10.2	10.5	0
13 Unknown length of gestation	1	—	1	2.1	0	4.0	—	—	—	0	0	0
<b>DEATHS</b>												
14 Total, all ages	180	81	99	1005.6	786.4	1302.6	72	71	1	818.2	816.1	1000.0
15 Under 1 year	13	5	8	27.6	22.5	32.1	7	7	—	35.7	36.8	0
16 Under 28 days	7	4	3	14.9	18.0	12.0	5	5	—	25.5	26.3	0
17 Deaths from immaturity	3	1	2	6.4	4.5	8.0	—	—	—	0	0	0
18 1-4 years **	2	—	2	—	—	—	3	2	1	—	—	—
19 Maternal deaths	1	—	1	21.2	0	40.2	—	—	—	0	0	0
<b>CAUSE OF DEATH</b>												
20 Tuberculosis, all forms (001-019)	3	1	2	16.8	9.7	26.3	1	1	—	11.4	11.5	0
21 Syphilis and its sequelae (020-029)	—	—	—	0	0	0	—	—	—	0	0	0
22 Typhoid fever (040)	—	—	—	0	0	0	—	—	—	0	0	0
23 Dysentery, all forms (045-048)	1	—	1	5.6	0	13.2	—	—	—	0	0	0
24 Scarlet fever (050)	—	—	—	0	0	0	—	—	—	0	0	0
25 Streptococcal sore throat (051)	—	—	—	0	0	0	—	—	—	0	0	0
26 Diphtheria (055)	—	—	—	0	0	0	—	—	—	0	0	0
27 Whooping cough (056)	—	—	—	0	0	0	—	—	—	0	0	0
28 Meningococcal infections (057)	—	—	—	0	0	0	—	—	—	0	0	0
29 Acute poliomyelitis (080)	—	—	—	0	0	0	—	—	—	0	0	0
30 Acute infectious encephalitis (082)	—	—	—	0	0	0	—	—	—	0	0	0
31 Smallpox (084)	—	—	—	0	0	0	—	—	—	0	0	0
32 Measles (085)	—	—	—	0	0	0	—	—	—	0	0	0
33 Typhus and other rickettsial diseases (100-103, 105-108)	—	—	—	0	0	0	—	—	—	0	0	0
34 Rocky Mountain spotted fever (104)	—	—	—	0	0	0	—	—	—	0	0	0
35 Malaria (110-117)	—	—	—	0	0	0	—	—	—	0	0	0
36 All other diseases classified as infective and parasitic (030-039, 041-044, 049, 052-054, 059-074, 081, 083, 086-096, 120-138)	1	1	—	5.6	9.7	0	—	—	—	0	0	0
37 Malignant neoplasms, including neoplasms of lymphatic and haematopoietic tissues (140-205)	32	13	19	178.8	126.2	250.0	13	13	—	147.7	149.4	0
38 Benign and unspecified neoplasms (210-239)	—	—	—	0	0	0	—	—	—	0	0	0
39 Diabetes mellitus (260)	2	2	—	11.2	19.4	0	1	1	—	11.4	11.5	0
40 Pellagra (281)	—	—	—	0	0	0	—	—	—	0	0	0
41 Anemias (290-293)	—	—	—	0	0	0	1	1	—	11.4	11.5	0
42 Vascular lesions affecting central nervous system (330-334)	33	12	21	184.4	116.5	276.3	6	6	—	68.2	69.0	0
43 Nonmeningococcal meningitis (340)	—	—	—	0	0	0	—	—	—	0	0	0
44 Rheumatic fever (400-402)	—	—	—	0	0	0	—	—	—	0	0	0
45 Heart diseases (410-443)	58	30	28	324.0	291.3	368.4	21	21	—	238.6	241.4	0
46 Hypertension without mention of heart (444-447)	3	—	3	16.8	0	39.5	—	—	—	0	0	0
47 Influenza and pneumonia (480-483, 490-493)	7	3	4	39.1	29.1	52.6	5	5	—	56.8	57.5	0
48 Bronchitis (500-502)	—	—	—	0	0	0	—	—	—	0	0	0
49 Ulcer of stomach and duodenum (540, 541)	—	—	—	0	0	0	1	1	—	11.4	11.5	0
50 Appendicitis (550-553)	—	—	—	0	0	0	—	—	—	0	0	0
51 Intestinal obstruction and hernia (560, 561, 570)	3	2	1	16.8	19.4	13.2	2	2	—	22.7	23.0	0
52 Gastritis, duodenitis, enteritis and colitis (except diarrhea of the newborn) (543, 571, 572)	1	—	1	5.6	0	13.2	—	—	—	0	0	0
53 Cirrhosis of liver (581)	1	1	—	5.6	9.7	0	—	—	—	0	0	0
54 Nephritis and nephrosis (590-594)	1	1	—	5.6	9.7	0	—	—	—	0	0	0
55 Hyperplasia of prostate (610)	—	—	—	0	0	0	1	1	—	11.4	11.5	0
56 Complications of pregnancy, childbirth and the puerperium (640-652, 670-689)	1	—	1	5.6	0	13.2	—	—	—	0	0	0
57 Congenital malformations (750-759)	2	2	—	11.2	19.4	0	2	2	—	22.7	23.0	0
58 Birth injuries, postnatal asphyxia and atelectasis (760-762)	—	—	—	0	0	0	3	3	—	34.1	34.5	0
59 Infection of the newborn (763-768)	—	—	—	0	0	0	1	1	—	11.4	11.5	0
60 Other diseases peculiar to early infancy, and immaturity unqualified (769-776)	8	3	5	44.7	29.1	65.8	—	—	—	0	0	0
61 Senility, without mention of psychosis (794)	—	—	—	0	0	0	—	—	—	0	0	0
62 Ill-defined and unknown causes (780-793, 795)	1	—	1	5.6	0	13.2	1	1	—	11.4	11.5	0
63 Motor vehicle accidents (E810-E835)	3	1	2	16.8	9.7	26.3	1	1	—	11.4	11.5	0
64 All other accidents (E800-E802, E840-E962)	5	4	1	27.9	38.8	13.2	5	4	1	56.8	46.0	1000.0
65 Suicide (E963, E970-E979)	1	1	—	5.6	9.7	0	1	1	—	11.4	11.5	0
66 Homicide (E964, E980-E985)	1	—	1	5.6	0	13.2	1	1	—	11.4	11.5	0
67 All other diseases (residual)	12	4	8	67.0	38.8	105.3	5	5	—	56.8	57.5	0



TABLE XIII VITAL STATISTICS, BY COUNTY, BY RACE, GEORGIA, 1961

ITEM	DAWSON						DECATUR					
	Number			Rate or Ratio *			Number			Rate or Ratio *		
	Total	White	Non-White	Total	White	Non-White	Total	White	Non-White	Total	White	Non-White
1 Estimated population as of July 1	3,700	3,700	0				23,800	13,100	10,700			
<b>LIVE BIRTHS</b>												
2 Total	66	66	-	17.8	17.8	...	611	276	335	25.7	21.1	312.9
3 Delivered in hospital	64	64	-	97.0%	97.0%	...	438	271	167	71.7%	98.2%	49.9%
4 Delivered in home by physician	2	2	-	3.0%	3.0%	...	40	1	39	6.5%	0.4%	11.6%
5 Delivered in home by midwife	-	-	-	0%	0%	...	132	4	128	21.6%	1.4%	38.2%
6 Other deliveries	-	-	-	0%	0%	...	1	-	1	0.2%	0%	0.3%
7 Immature births	7	7	-	106.1	106.1	...	38	7	31	62.2	25.4	92.5
8 Live births to unwed mothers	1	1	-	15.2	15.2	...	76	5	71	124.4	18.1	211.9
<b>FETAL DEATHS</b>												
9 Total	3	3	-	45.5	45.5	...	15	4	11	24.5	14.5	32.8
10 Under 20 weeks gestation	-	-	-	0	0	...	1	-	1	1.6	0	3.0
11 20-27 weeks gestation	-	-	-	0	0	...	3	-	3	4.9	0	9.0
12 28 weeks and more	2	2	-	30.3	30.3	...	11	4	7	18.0	14.5	20.9
13 Unknown length of gestation	1	1	-	15.2	15.2	...	-	-	-	0	0	0
<b>DEATHS</b>												
14 Total, all ages	30	30	-	810.8	810.8	...	232	116	116	974.8	885.5	835.1
15 Under 1 year	2	2	-	30.3	30.3	...	17	2	15	27.8	7.2	44.8
16 Under 28 days	2	2	-	30.3	30.3	...	6	1	5	9.8	3.6	14.9
17 Deaths from immaturity	1	1	-	15.2	15.2	...	1	1	-	1.6	3.6	0
18 1-4 years * *	-	-	-	-	-	...	5	1	4	-	-	-
19 Maternal deaths	-	-	-	0	0	...	-	-	-	0	0	0
<b>CAUSE OF DEATH</b>												
20 Tuberculosis, all forms (001-019)	-	-	-	0	0	...	-	-	-	0	0	0
21 Syphilis and its sequelae (020-029)	-	-	-	0	0	...	-	-	-	0	0	0
22 Typhoid fever (040)	-	-	-	0	0	...	-	-	-	0	0	0
23 Dysentery, all forms (045-048)	-	-	-	0	0	...	-	-	-	0	0	0
24 Scarlet fever (050)	-	-	-	0	0	...	-	-	-	0	0	0
25 Streptococcal sore throat (051)	-	-	-	0	0	...	1	-	1	4.2	0	93.4
26 Diphtheria (055)	-	-	-	0	0	...	-	-	-	0	0	0
27 Whooping cough (056)	-	-	-	0	0	...	-	-	-	0	0	0
28 Meningococcal infections (057)	-	-	-	0	0	...	-	-	-	0	0	0
29 Acute poliomyelitis (080)	-	-	-	0	0	...	-	-	-	0	0	0
30 Acute infectious encephalitis (082)	-	-	-	0	0	...	-	-	-	0	0	0
31 Smallpox (084)	-	-	-	0	0	...	-	-	-	0	0	0
32 Measles (085)	-	-	-	0	0	...	-	-	-	0	0	0
33 Typhus and other rickettsial diseases (100-103, 105-108)	-	-	-	0	0	...	-	-	-	0	0	0
34 Rocky Mountain spotted fever (104)	-	-	-	0	0	...	-	-	-	0	0	0
35 Malaria (110-117)	-	-	-	0	0	...	-	-	-	0	0	0
36 All other diseases classified as infective and parasitic (030-039, 041-044, 049, 052-054, 059-074, 081, 083, 086-096, 120-138)	-	-	-	0	0	...	5	2	3	21.0	15.3	280.2
37 Malignant neoplasms, including neoplasms of lymphatic and hematopoietic tissues (140-205)	3	3	-	81.1	81.1	...	31	19	12	130.3	145.0	1120.9
38 Benign and unspecified neoplasms (210-239)	1	1	-	27.0	27.0	...	-	-	-	0	0	0
39 Diabetes mellitus (260)	-	-	-	0	0	...	5	3	2	21.0	22.9	180.8
40 Pellagra (281)	-	-	-	0	0	...	-	-	-	0	0	0
41 Anemias (290-293)	-	-	-	0	0	...	-	-	-	0	0	0
42 Vascular lesions affecting central nervous system (330-334)	4	4	-	108.1	108.1	...	39	18	21	163.9	137.4	1961.5
43 Nonmeningococcal meningitis (340)	1	1	-	27.0	27.0	...	-	-	-	0	0	0
44 Rheumatic fever (400-402)	-	-	-	0	0	...	-	-	-	0	0	0
45 Heart diseases (410-443)	14	14	-	378.4	378.4	...	71	41	30	298.3	313.0	2802.2
46 Hypertension without mention of heart (444-447)	-	-	-	0	0	...	6	1	5	25.2	7.6	467.0
47 Influenza and pneumonia (480-483, 490-493)	-	-	-	0	0	...	10	1	9	42.0	7.6	840.7
48 Bronchitis (500-502)	-	-	-	0	0	...	2	-	2	8.4	0	186.8
49 Ulcer of stomach and duodenum (540, 541)	-	-	-	0	0	...	-	-	-	0	0	0
50 Appendicitis (550-553)	-	-	-	0	0	...	-	-	-	0	0	0
51 Intestinal obstruction and hernia (560, 561, 570)	-	-	-	0	0	...	2	1	1	8.4	7.6	93.4
52 Gastritis, duodenitis, enteritis and colitis (except diarrhea of the newborn) (543, 571, 572)	-	-	-	0	0	...	3	1	2	12.6	7.6	186.8
53 Cirrhosis of liver (581)	1	1	-	27.0	27.0	...	2	2	-	8.4	15.3	0
54 Nephritis and nephrosis (590-594)	-	-	-	0	0	...	3	1	2	12.6	7.6	186.8
55 Hyperplasia of prostate (610)	-	-	-	0	0	...	2	-	2	8.4	0	186.8
56 Complications of pregnancy, childbirth and the puerperium (640-652, 670-689)	-	-	-	0	0	...	-	-	-	0	0	0
57 Congenital malformations (750-759)	-	-	-	0	0	...	1	1	-	4.2	7.6	0
58 Birth injuries, postnatal asphyxia and atelectasis (760-762)	-	-	-	0	0	...	-	-	-	0	0	0
59 Infection of the newborn (763-768)	-	-	-	0	0	...	1	-	1	4.2	0	93.4
60 Other diseases peculiar to early infancy, and immaturity unqualified (769-776)	2	2	-	54.1	54.1	...	2	1	1	8.4	7.6	93.4
61 Senility, without mention of psychosis (794)	-	-	-	0	0	...	-	-	-	0	0	0
62 Ill-defined and unknown causes (780-793, 795)	-	-	-	0	0	...	4	1	3	16.8	7.6	280.2
63 Motor vehicle accidents (E810-E835)	-	-	-	0	0	...	6	1	5	25.2	7.6	467.0
64 All other accidents (E800-E802, E840-E862)	2	2	-	54.1	54.1	...	10	6	4	42.0	45.8	373.6
65 Suicide (E963, E970-E979)	-	-	-	0	0	...	4	2	2	16.8	15.3	186.8
66 Homicide (E964, E980-E985)	-	-	-	0	0	...	1	1	-	4.2	7.6	0
67 All other diseases (residual)	2	2	-	54.1	54.1	...	21	13	8	88.2	99.2	747.2

TABLE XIII VITAL STATISTICS, BY COUNTY, BY RACE, GEORGIA, 1961

ITEM	DEKALB						DODGE						
	Number			Rate or Ratio *			Number			Rate or Ratio *			
	Total	White	Non-White	Total	White	Non-White	Total	White	Non-White	Total	White	Non-White	
1 Estimated population as of July 1	270,300	248,100	22,200				16,600	12,000	4,600				1
<b>LIVE BIRTHS</b>													
2 Total	6,683	5,761	922	24.7	23.2	41.5	361	202	159	21.7	16.8	34.6	2
3 Delivered in hospital	6,647	5,751	896	99.5%	99.8%	97.2%	231	191	40	64.0%	94.6%	25.2%	3
4 Delivered in home by physician	35	9	26	0.5%	0.2%	2.8%	31	6	25	8.6%	3.0%	15.7%	4
5 Delivered in home by midwife	—	—	—	0%	0%	0%	99	5	94	27.4%	2.5%	59.1%	5
6 Other deliveries	1	1	—	0.0%	0.0%	0%	—	—	—	0%	0%	0%	6
7 Immature births	486	344	142	72.7	59.7	154.0	13	6	7	36.0	29.7	44.0	7
8 Live births to unwed mothers	402	181	221	60.2	31.4	239.7	46	5	41	127.4	24.8	257.9	8
<b>FETAL DEATHS</b>													
9 Total	231	207	24	34.6	35.9	26.0	9	6	3	24.9	29.7	18.9	9
10 Under 20 weeks gestation	142	140	2	21.2	24.3	2.2	1	1	—	2.8	5.0	0	10
11 20-27 weeks gestation	23	16	7	3.4	2.8	7.6	1	—	1	2.8	0	6.3	11
12 28 weeks and more	61	48	13	9.1	8.3	14.1	7	5	2	19.4	24.8	12.6	12
13 Unknown length of gestation	5	3	2	0.7	0.5	2.2	—	—	—	0	0	0	13
<b>DEATHS</b>													
14 Total, all ages	1,643	1,390	253	607.8	560.3	1139.6	152	106	46	915.7	883.3	1000.0	14
15 Under 1 year	141	96	45	21.1	16.7	48.8	8	5	3	22.2	24.8	18.9	15
16 Under 28 days	100	72	28	15.0	12.5	30.4	6	5	1	16.6	24.8	6.3	16
17 Deaths from immaturity	21	13	8	3.1	2.3	8.7	—	—	—	0	0	0	17
18 1-4 years " "	20	15	5	—	—	—	3	1	2	—	—	—	18
19 Maternal deaths	1	1	—	1.5	1.7	0	—	—	—	0	0	0	19
<b>CAUSE OF DEATH</b>													
20 Tuberculosis, all forms (001-019)	10	6	4	3.7	2.4	18.0	—	—	—	0	0	0	20
21 Syphilis and its sequelae (020-029)	—	—	—	0	0	0	—	—	—	0	0	0	21
22 Typhoid fever (040)	—	—	—	0	0	0	—	—	—	0	0	0	22
23 Dysentery, all forms (045-048)	—	—	—	0	0	0	—	—	—	0	0	0	23
24 Scarlet fever (050)	—	—	—	0	0	0	—	—	—	0	0	0	24
25 Streptococcal sore throat (051)	—	—	—	0	0	0	—	—	—	0	0	0	25
26 Diphtheria (055)	—	—	—	0	0	0	—	—	—	0	0	0	26
27 Whooping cough (056)	—	—	—	0	0	0	—	—	—	0	0	0	27
28 Meningococcal infections (057)	1	1	—	0.4	0.4	0	—	—	—	0	0	0	28
29 Acute poliomyelitis (080)	—	—	—	0	0	0	—	—	—	0	0	0	29
30 Acute infectious encephalitis (082)	—	—	—	0	0	0	—	—	—	0	0	0	30
31 Smallpox (084)	—	—	—	0	0	0	—	—	—	0	0	0	31
32 Measles (085)	1	1	—	0.4	0.4	0	—	—	—	0	0	0	32
33 Typhus and other rickettsial diseases (100-103, 105-108)	—	—	—	0	0	0	—	—	—	0	0	0	33
34 Rocky Mountain spotted fever (104)	—	—	—	0	0	0	—	—	—	0	0	0	34
35 Malaria (110-117)	—	—	—	0	0	0	—	—	—	0	0	0	35
36 All other diseases classified as infective and parasitic (030-039, 041-044, 049, 052-054, 059-074, 081, 083, 086-096, 120-138)	8	7	1	3.0	2.8	4.5	—	—	—	0	0	0	36
37 Malignant neoplasms, including neoplasms of lymphatic and haematopoietic tissues (140-205)	249	221	28	92.1	89.1	126.1	21	16	5	126.5	133.3	108.7	37
38 Benign and unspecified neoplasms (210-239)	7	7	—	2.6	2.8	0	—	—	—	0	0	0	38
39 Diabetes mellitus (260)	23	16	7	8.5	6.4	31.5	2	2	—	12.0	16.7	0	39
40 Pellagra (281)	—	—	—	0	0	0	—	—	—	0	0	0	40
41 Anemias (290-293)	6	5	1	2.2	2.0	4.5	—	—	—	0	0	0	41
42 Vascular lesions affecting central nervous system (330-334)	212	177	35	78.4	71.3	157.7	32	20	12	192.8	166.7	260.9	42
43 Nonmeningococcal meningitis (340)	2	1	1	0.7	0.4	4.5	—	—	—	0	0	0	43
44 Rheumatic fever (400-402)	1	—	1	0.4	0	4.5	1	—	1	6.0	0	21.7	44
45 Heart diseases (410-443)	584	517	67	216.1	208.4	301.8	53	37	16	319.3	308.3	347.8	45
46 Hypertension without mention of heart (444-447)	9	7	2	3.3	2.8	9.0	1	—	1	6.0	0	21.7	46
47 Influenza and pneumonia (480-483, 490-493)	42	34	8	15.5	13.7	36.0	4	1	3	24.1	8.3	65.2	47
48 Bronchitis (500-502)	7	7	—	2.6	2.8	0	1	1	—	6.0	8.3	0	48
49 Ulcer of stomach and duodenum (540, 541)	11	11	—	4.1	4.4	0	1	1	—	6.0	8.3	0	49
50 Appendicitis (550-553)	1	1	—	0.4	0.4	0	—	—	—	0	0	0	50
51 Intestinal obstruction and hernia (560, 561, 570)	10	10	—	3.7	4.0	0	—	—	—	0	0	0	51
52 Gastritis, duodenitis, enteritis and colitis (except diarrhea of the newborn) (543, 571, 572)	5	4	1	1.8	1.6	4.5	1	—	1	6.0	0	21.7	52
53 Cirrhosis of liver (581)	24	23	1	8.9	9.3	4.5	2	2	—	12.0	16.7	0	53
54 Nephritis and nephrosis (590-594)	9	6	3	3.3	2.4	13.5	—	—	—	0	0	0	54
55 Hyperplasia of prostate (610)	2	2	—	0.7	0.8	0	—	—	—	0	0	0	55
56 Complications of pregnancy, childbirth and the puerperium (640-652, 670-689)	1	1	—	0.4	0.4	0	—	—	—	0	0	0	56
57 Congenital malformations (750-759)	33	28	5	12.2	11.3	22.5	1	1	—	6.0	8.3	0	57
58 Birth injuries, postnatal asphyxia and atelectasis (760-762)	36	30	6	13.3	12.1	27.0	4	3	1	24.1	25.0	21.7	58
59 Infection of the newborn (763-768)	5	2	3	1.8	0.8	13.5	1	1	—	6.0	8.3	0	59
60 Other diseases peculiar to early infancy, and immaturity unqualified (769-776)	40	25	15	14.8	10.1	67.6	1	1	—	6.0	8.3	0	60
61 Senility, without mention of psychosis (794)	1	1	—	0.4	0.4	0	1	1	—	6.0	8.3	0	61
62 Ill-defined and unknown causes (780-793, 795)	3	3	—	1.1	1.2	0	3	1	2	18.1	8.3	43.5	62
63 Motor vehicle accidents (E810-E835)	46	37	9	17.0	14.9	40.5	6	4	2	36.1	33.3	43.5	63
64 All other accidents (E800-E802, E840-E862)	43	37	6	15.9	14.9	27.0	5	5	—	30.1	41.7	0	64
65 Suicide (E963, E970-E979)	27	25	2	10.0	10.1	9.0	1	1	—	6.0	8.3	0	65
66 Homicide (E964, E980-E985)	18	7	11	6.7	2.8	49.5	1	1	—	6.0	8.3	0	66
67 All other diseases (residual)	166	130	36	61.4	52.4	162.2	9	7	2	54.2	58.3	43.5	67

TABLE XIII VITAL STATISTICS, BY COUNTY, BY RACE, GEORGIA, 1961

ITEM	ODDLY						DOUGHERTY						
	Number			Rate or Ratio *			Number			Rate or Ratio *			
	Total	White	Non-White	Total	White	Non-White	Total	White	Non-White	Total	White	Non-White	
1 Estimated population as of July 1	11,500	5,500	6,000				74,800	48,600	26,200				1
<b>LIVE BIRTHS</b>													
2 Total	312	96	216	27.1	17.5	36.0	2,559	1,638	921	34.2	33.7	35.2	2
3 Delivered in hospital	210	93	117	67.3%	96.9%	54.2%	2,110	1,636	474	82.5%	99.9%	51.5%	3
4 Delivered in home by physician	6	1	5	1.9%	1.0%	2.3%	325	2	323	12.7%	0.1%	35.1%	4
5 Delivered in home by midwife	96	2	94	30.8%	2.1%	43.5%	122	—	122	4.8%	0%	13.2%	5
6 Other deliveries	—	—	—	0%	0%	0%	2	—	2	0.1%	0%	0.2%	6
7 Immature births	41	6	35	131.4	62.5	162.0	198	106	92	77.4	64.7	99.9	7
8 Live births to unwed mothers	76	2	74	243.6	20.8	342.6	276	25	251	107.9	15.3	272.5	8
<b>FETAL DEATHS</b>													
9 Total	4	—	4	12.8	0	18.5	111	34	77	43.4	20.8	83.6	9
10 Under 20 weeks gestation	1	—	1	3.2	0	4.6	57	12	45	22.3	7.3	48.9	10
11 20-27 weeks gestation	—	—	—	0	0	0	14	7	7	5.5	4.3	7.6	11
12 28 weeks and more	3	—	3	9.6	0	13.9	28	14	14	10.9	8.5	15.2	12
13 Unknown length of gestation	—	—	—	0	0	0	12	1	11	4.7	0.6	11.9	13
<b>DEATHS</b>													
14 Total, all ages	119	60	59	1034.8	1090.9	983.3	505	203	302	675.1	417.7	1152.7	14
15 Under 1 year	12	3	9	38.5	31.3	41.7	76	25	51	29.7	15.3	55.4	15
16 Under 28 days	7	2	5	22.4	20.8	23.1	48	17	31	18.8	10.4	33.7	16
17 Deaths from immaturity	2	1	1	6.4	10.4	4.6	16	5	11	6.3	3.1	11.9	17
18 1-4 years **	3	—	3	—	—	—	17	6	11	—	—	—	18
19 Maternal deaths	—	—	—	0	0	0	1	—	1	3.9	0	10.9	19
<b>CAUSE OF DEATH</b>													
20 Tuberculosis, all forms (001-019)	1	1	—	8.7	18.2	0	2	—	2	2.7	0	7.6	20
21 Syphilis and its sequelae (020-029)	—	—	—	0	0	0	2	—	2	2.7	0	7.6	21
22 Typhoid fever (040)	—	—	—	0	0	0	—	—	—	0	0	0	22
23 Dysentery, all forms (045-048)	—	—	—	0	0	0	2	—	2	2.7	0	7.6	23
24 Scarlet fever (050)	—	—	—	0	0	0	—	—	—	0	0	0	24
25 Streptococcal sore throat (051)	—	—	—	0	0	0	—	—	—	0	0	0	25
26 Diphtheria (055)	—	—	—	0	0	0	—	—	—	0	0	0	26
27 Whooping cough (056)	—	—	—	0	0	0	—	—	—	0	0	0	27
28 Meningococcal infections (057)	—	—	—	0	0	0	1	—	1	1.3	0	3.8	28
29 Acute poliomyelitis (080)	—	—	—	0	0	0	—	—	—	0	0	0	29
30 Acute infectious encephalitis (082)	—	—	—	0	0	0	—	—	—	0	0	0	30
31 Smallpox (084)	—	—	—	0	0	0	—	—	—	0	0	0	31
32 Measles (085)	1	—	1	8.7	0	16.7	—	—	—	0	0	0	32
33 Typhus and other rickettsial diseases (100-103, 105-108)	—	—	—	0	0	0	—	—	—	0	0	0	33
34 Rocky Mountain spotted fever (104)	—	—	—	0	0	0	—	—	—	0	0	0	34
35 Malaria (110-117)	—	—	—	0	0	0	—	—	—	0	0	0	35
36 All other diseases classified as infective and parasitic (030-039, 041-044, 049, 052-054, 059-074, 081, 083, 086-096, 120-138)	—	—	—	0	0	0	1	—	1	1.3	0	3.8	36
37 Malignant neoplasms, including neoplasms of lymphatic and haemopoietic tissues (140-205)	11	7	4	95.7	127.3	66.7	66	35	31	88.2	72.0	118.3	37
38 Benign and unspecified neoplasms (210-239)	—	—	—	0	0	0	3	1	2	4.0	2.1	7.6	38
39 Diabetes mellitus (260)	—	—	—	0	0	0	4	1	3	5.3	2.1	11.5	39
40 Pellagra (281)	—	—	—	0	0	0	—	—	—	0	0	0	40
41 Anemias (290-293)	1	1	—	8.7	18.2	0	1	—	1	1.3	0	3.8	41
42 Vascular lesions affecting central nervous system (330-334)	20	13	7	173.9	236.4	116.7	69	21	48	92.2	43.2	183.2	42
43 Nonmeningococcal meningitis (340)	—	—	—	0	0	0	3	1	2	4.0	2.1	7.6	43
44 Rheumatic fever (400-402)	—	—	—	0	0	0	—	—	—	0	0	0	44
45 Heart diseases (410-443)	37	20	17	321.7	363.6	283.3	141	57	84	188.5	117.3	320.6	45
46 Hypertension without mention of heart (444-447)	1	1	—	8.7	18.2	0	8	1	7	10.7	2.1	26.7	46
47 Influenza and pneumonia (480-483, 490-493)	10	3	7	87.0	54.5	116.7	22	12	10	29.4	24.7	38.2	47
48 Bronchitis (500-502)	—	—	—	0	0	0	—	—	—	0	0	0	48
49 Ulcer of stomach and duodenum (540, 541)	—	—	—	0	0	0	3	1	2	4.0	2.1	7.6	49
50 Appendicitis (550-553)	—	—	—	0	0	0	2	—	2	2.7	0	7.6	50
51 Intestinal obstruction and hernia (560, 561, 570)	1	1	—	8.7	18.2	0	2	2	—	2.7	4.1	0	51
52 Gastritis, duodenitis, enteritis and colitis (except diarrhea of the newborn) (543, 571, 572)	1	1	—	8.7	18.2	0	7	2	5	9.4	4.1	19.1	52
53 Cirrhosis of liver (581)	—	—	—	0	0	0	7	5	2	9.4	10.3	7.6	53
54 Nephritis and nephrosis (590-594)	4	—	4	34.8	0	66.7	9	2	7	12.0	4.1	26.7	54
55 Hyperplasia of prostate (610)	—	—	—	0	0	0	—	—	—	0	0	0	55
56 Complications of pregnancy, childbirth and the puerperium (640-652, 670-689)	—	—	—	0	0	0	1	—	1	1.3	0	3.8	56
57 Congenital malformations (750-759)	1	1	—	8.7	18.2	0	12	6	6	16.0	12.3	22.9	57
58 Birth injuries, postnatal asphyxia and atelectasis (760-762)	3	1	2	26.1	18.2	33.3	12	5	7	16.0	10.3	26.7	58
59 Infection of the newborn (763-768)	2	—	2	17.4	0	33.3	1	—	1	1.3	0	3.8	59
60 Other diseases peculiar to early infancy, and immaturity unqualified (769-776)	2	1	1	17.4	18.2	16.7	27	10	17	36.1	20.6	64.9	60
61 Senility, without mention of psychosis (794)	—	—	—	0	0	0	1	—	1	1.3	0	3.8	61
62 Ill-defined and unknown causes (780-793, 795)	1	—	1	8.7	0	16.7	3	1	2	4.0	2.1	7.6	62
63 Motor vehicle accidents (E810-E835)	7	1	6	60.9	18.2	100.0	15	9	6	20.1	18.5	22.9	63
64 All other accidents (E800-E802, E840-E962)	3	2	1	26.1	36.4	16.7	26	10	16	34.8	20.6	61.1	64
65 Suicide (E963, E970-E979)	—	—	—	0	0	0	5	5	—	6.7	10.3	0	65
66 Homicide (E964, E980-E985)	1	—	1	8.7	0	16.7	6	1	5	8.0	2.1	19.1	66
67 All other diseases (residual)	11	6	5	95.7	109.1	83.3	41	15	26	54.8	30.9	99.2	67

TABLE XIII VITAL STATISTICS, BY COUNTY, BY RACE, GEORGIA, 1961

ITEM	DOUGLAS						EARLY						
	Number			Rate or Ratio *			Number			Rate or Ratio *			
	Total	White	Non-White	Total	White	Non-White	Total	White	Non-White	Total	White	Non-White	
1 Estimated population as of July 1	17,000	14,500	2,500				13,200	6,300	6,900				1
<b>LIVE BIRTHS</b>													
2 Total	445	353	92	26.2	24.3	36.8	323	114	209	24.5	18.1	30.3	2
3 Delivered in hospital	440	351	89	98.9%	99.4%	96.7%	166	106	60	51.4%	93.0%	28.7%	3
4 Delivered in home by physician	1	1	-	0.2%	0.3%	0%	9	4	5	2.8%	3.5%	2.4%	4
5 Delivered in home by midwife	4	1	3	0.9%	0.3%	3.3%	148	4	144	45.8%	3.5%	68.9%	5
6 Other deliveries	-	-	-	0%	0%	0%	-	-	-	0%	0%	0%	6
7 Immature births	39	26	13	87.6	73.7	141.3	41	19	22	126.9	166.7	105.3	7
8 Live births to unwed mothers	17	1	16	38.2	2.8	173.9	43	3	40	133.1	26.3	191.4	8
<b>FETAL DEATHS</b>													
9 Total	8	8	-	18.0	22.7	0	9	-	9	27.9	0	43.1	9
10 Under 20 weeks gestation	3	3	-	6.7	8.5	0	-	-	-	0	0	0	10
11 20-27 weeks gestation	1	1	-	2.2	2.8	0	-	-	-	0	0	0	11
12 28 weeks and more	4	4	-	9.0	11.3	0	7	-	7	21.7	0	33.5	12
13 Unknown length of gestation	-	-	-	0	0	0	2	-	2	6.2	0	9.6	13
<b>DEATHS</b>													
14 Total, all ages	116	98	18	682.4	675.9	720.0	138	68	70	1045.5	1079.4	1014.5	14
15 Under 1 year	8	6	2	18.0	17.0	21.7	11	4	7	34.1	35.1	33.5	15
16 Under 28 days	6	4	2	13.5	11.3	21.7	8	3	5	24.8	26.3	23.9	16
17 Deaths from immaturity	-	-	-	0	0	0	2	-	2	6.2	0	9.6	17
18 1-4 years **	2	2	-	-	-	-	2	1	1	-	-	-	18
19 Maternal deaths	-	-	-	0	0	0	1	-	1	31.0	0	47.8	19
<b>CAUSE OF DEATH</b>													
20 Tuberculosis, all forms (001-019)	-	-	-	0	0	0	-	-	-	0	0	0	20
21 Syphilis and its sequelae (020-029)	-	-	-	0	0	0	-	-	-	0	0	0	21
22 Typhoid fever (040)	-	-	-	0	0	0	-	-	-	0	0	0	22
23 Dysentery, all forms (045-048)	-	-	-	0	0	0	-	-	-	0	0	0	23
24 Scarlet fever (050)	-	-	-	0	0	0	-	-	-	0	0	0	24
25 Streptococcal sore throat (051)	-	-	-	0	0	0	-	-	-	0	0	0	25
26 Diphtheria (055)	-	-	-	0	0	0	-	-	-	0	0	0	26
27 Whooping cough (056)	-	-	-	0	0	0	-	-	-	0	0	0	27
28 Meningococcal infections (057)	-	-	-	0	0	0	-	-	-	0	0	0	28
29 Acute poliomyelitis (080)	-	-	-	0	0	0	-	-	-	0	0	0	29
30 Acute infectious encephalitis (082)	-	-	-	0	0	0	-	-	-	0	0	0	30
31 Smallpox (084)	-	-	-	0	0	0	-	-	-	0	0	0	31
32 Measles (085)	-	-	-	0	0	0	-	-	-	0	0	0	32
33 Typhus and other rickettsial diseases (100-103, 105-108)	-	-	-	0	0	0	-	-	-	0	0	0	33
34 Rocky Mountain spotted fever (104)	-	-	-	0	0	0	-	-	-	0	0	0	34
35 Malaria (110-117)	-	-	-	0	0	0	-	-	-	0	0	0	35
36 All other diseases classified as infective and parasitic (030-039, 041-044, 049, 052-054, 059-074, 081, 083, 086-096, 120-138)	-	-	-	0	0	0	-	-	-	0	0	0	36
37 Malignant neoplasms, including neoplasms of lymphatic and haematopoietic tissues (140-205)	12	12	-	70.6	82.8	0	17	8	9	128.8	127.0	130.4	37
38 Benign and unspecified neoplasms (210-239)	-	-	-	0	0	0	1	-	1	7.6	0	14.5	38
39 Diabetes mellitus (260)	1	1	-	5.9	6.9	0	2	1	1	15.2	15.9	14.5	39
40 Pellagra (281)	-	-	-	0	0	0	-	-	-	0	0	0	40
41 Anemias (290-293)	-	-	-	0	0	0	-	-	-	0	0	0	41
42 Vascular lesions affecting central nervous system (330-334)	26	20	6	152.9	137.9	240.0	24	10	14	181.8	158.7	202.9	42
43 Nonmeningococcal meningitis (340)	-	-	-	0	0	0	-	-	-	0	0	0	43
44 Rheumatic fever (400-402)	-	-	-	0	0	0	-	-	-	0	0	0	44
45 Heart diseases (410-443)	42	36	6	247.1	248.3	240.0	49	26	23	371.2	412.7	333.3	45
46 Hypertension without mention of heart (444-447)	2	2	-	11.8	13.8	0	2	-	2	15.2	0	29.0	46
47 Influenza and pneumonia (480-483, 490-493)	1	1	-	5.9	6.9	0	3	2	1	22.7	31.7	14.5	47
48 Bronchitis (500-502)	-	-	-	0	0	0	-	-	-	0	0	0	48
49 Ulcer of stomach and duodenum (540, 541)	-	-	-	0	0	0	-	-	-	0	0	0	49
50 Appendicitis (550-553)	-	-	-	0	0	0	-	-	-	0	0	0	50
51 Intestinal obstruction and hernia (560-561, 570)	1	1	-	5.9	6.9	0	2	1	1	15.2	15.9	14.5	51
52 Gastritis, duodenitis, enteritis and colitis (except diarrhea of the newborn) (543, 571, 572)	-	-	-	0	0	0	-	-	-	0	0	0	52
53 Cirrhosis of liver (581)	-	-	-	0	0	0	-	-	-	0	0	0	53
54 Nephritis and nephrosis (590-594)	1	1	-	5.9	6.9	0	3	1	2	22.7	15.9	29.0	54
55 Hyperplasia of prostate (610)	1	1	-	5.9	6.9	0	-	-	-	0	0	0	55
56 Complications of pregnancy, childbirth and the puerperium (640-652, 670-689)	-	-	-	0	0	0	1	-	1	7.6	0	14.5	56
57 Congenital malformations (750-759)	3	3	-	17.6	20.7	0	1	1	-	7.6	15.9	0	57
58 Birth injuries, postnatal asphyxia and atelectasis (760-762)	4	3	1	23.5	20.7	40.0	4	3	1	30.3	47.6	14.5	58
59 Infection of the newborn (763-768)	1	-	1	5.9	0	40.0	3	-	3	22.7	0	43.5	59
60 Other diseases peculiar to early infancy, and immaturity unqualified (769-776)	-	-	-	0	0	0	2	-	2	15.2	0	29.0	60
61 Senility, without mention of psychosis (794)	1	-	1	5.9	0	40.0	-	-	-	0	0	0	61
62 Ill-defined and unknown causes (780-793, 795)	-	-	-	0	0	0	1	-	1	7.6	0	14.5	62
63 Motor vehicle accidents (E810-E835)	3	3	-	17.6	20.7	0	5	4	1	37.9	63.5	14.5	63
64 All other accidents (E800-E802, E840-E862)	6	4	2	35.3	27.6	80.0	5	4	1	37.9	63.5	14.5	64
65 Suicide (E963, E970-E979)	2	2	-	11.8	13.8	0	3	1	2	22.7	15.9	29.0	65
66 Homicide (E964, E980-E985)	-	-	-	0	0	0	-	-	-	0	0	0	66
67 All other diseases (residual)	9	8	1	52.9	55.2	40.0	10	6	4	75.8	95.2	58.0	67

TABLE XIII VITAL STATISTICS, BY COUNTY, BY RACE, GEORGIA, 1961

ITEM	ECHOLS						EFFINGHAM						
	Number			Rate or Ratio *			Number			Rate or Ratio *			
	Total	White	Non-White	Total	White	Non-White	Total	White	Non-White	Total	White	Non-White	
1 Estimated population as of July 1	1,900	1,400	500				10,300	6,800	3,500				1
<b>LIVE BIRTHS</b>													
2 Total	33	18	15	17.4	12.9	30.0	244	124	120	23.7	18.2	34.3	2
3 Delivered in hospital	24	18	6	72.7%	100.0%	40.0%	156	119	37	63.9%	96.0%	30.8%	3
4 Delivered in home by physician				0%	0%	0%	1	1		0.4%	0.8%	0%	4
5 Delivered in home by midwife	9		9	27.3%	0%	60.0%	86	3	83	35.2%	2.4%	69.2%	5
6 Other deliveries				0%	0%	0%	1	1		0.4%	0.8%	0%	6
7 Immature births	3	3		90.9	166.7	0	22	6	16	90.2	48.4	133.3	7
8 Live births to unwed mothers	5		5	151.5	0	333.3	19	2	17	77.9	16.1	141.7	8
<b>FETAL DEATHS</b>													
9 Total				0	0	0	15	7	8	61.5	56.5	66.7	9
10 Under 20 weeks gestation				0	0	0	6	5	1	24.6	40.3	8.3	10
11 20-27 weeks gestation				0	0	0	3	1	2	12.3	8.1	16.7	11
12 28 weeks and more				0	0	0	6	1	5	24.6	8.1	41.7	12
13 Unknown length of gestation				0	0	0				0	0	0	13
<b>DEATHS</b>													
14 Total, all ages	17	14	3	894.7	1000.0	600.0	97	57	40	941.7	838.2	1142.9	14
15 Under 1 year	1	1		30.3	55.6	0	3	2	1	12.3	16.1	8.3	15
16 Under 28 days	1	1		30.3	55.6	0	2	2		8.2	16.1	0	16
17 Deaths from immaturity				0	0	0				0	0	0	17
18 1-4 years **	1		1				2	1	1				18
19 Maternal deaths				0	0	0	2	1	1	82.0	80.6	83.3	19
<b>CAUSE OF DEATH</b>													
20 Tuberculosis, all forms (001-019)				0	0	0	1	1		9.7	14.7	0	20
21 Syphilis and its sequelae (020-029)				0	0	0				0	0	0	21
22 Typhoid fever (040)				0	0	0				0	0	0	22
23 Dysentery, all forms (045-048)				0	0	0				0	0	0	23
24 Scarlet fever (050)				0	0	0				0	0	0	24
25 Streptococcal sore throat (051)				0	0	0				0	0	0	25
26 Diphtheria (055)				0	0	0				0	0	0	26
27 Whooping cough (056)				0	0	0				0	0	0	27
28 Meningococcal infections (057)				0	0	0				0	0	0	28
29 Acute poliomyelitis (080)				0	0	0				0	0	0	29
30 Acute infectious encephalitis (082)				0	0	0				0	0	0	30
31 Smallpox (084)				0	0	0				0	0	0	31
32 Measles (085)				0	0	0				0	0	0	32
33 Typhus and other rickettsial diseases (100-103, 105-108)				0	0	0				0	0	0	33
34 Rocky Mountain spotted fever (104)				0	0	0				0	0	0	34
35 Malaria (110-117)				0	0	0				0	0	0	35
36 All other diseases classified as infective and parasitic (030-039, 041-044, 049, 052-054, 059-074, 081, 083, 086-096, 120-138)				0	0	0				0	0	0	36
37 Malignant neoplasms, including neoplasms of lymphatic and haematopoietic tissues (140-205)				0	0	0	6	6		58.3	88.2	0	37
38 Benign and unspecified neoplasms (210-239)				0	0	0				0	0	0	38
39 Diabetes mellitus (260)				0	0	0	3	2	1	29.1	29.4	28.6	39
40 Pellagra (281)				0	0	0				0	0	0	40
41 Anemias (290-293)				0	0	0				0	0	0	41
42 Vascular lesions affecting central nervous system (330-334)	4	3	1	210.5	214.3	200.0	19	11	8	184.5	161.8	228.6	42
43 Nonmeningococcal meningitis (340)				0	0	0				0	0	0	43
44 Rheumatic fever (400-402)				0	0	0				0	0	0	44
45 Heart diseases (410-443)	7	6	1	368.4	428.6	200.0	33	15	18	320.4	220.6	514.3	45
46 Hypertension without mention of heart (444-447)				0	0	0	1		1	9.7	0	28.6	46
47 Influenza and pneumonia (480-483, 490-493)				0	0	0	2	2		19.4	29.4	0	47
48 Bronchitis (500-502)	1	1		52.6	71.4	0				0	0	0	48
49 Ulcer of stomach and duodenum (540, 541)				0	0	0	2	1	1	19.4	14.7	28.6	49
50 Appendicitis (550-553)				0	0	0				0	0	0	50
51 Intestinal obstruction and hernia (560, 561, 570)				0	0	0	1	1		9.7	14.7	0	51
52 Gastritis, duodenitis, enteritis and colitis (except diarrhea of the newborn) (543, 571, 572)				0	0	0				0	0	0	52
53 Cirrhosis of liver (581)	1	1		52.6	71.4	0	2	2		19.4	29.4	0	53
54 Nephritis and nephrosis (590-594)				0	0	0				0	0	0	54
55 Hyperplasia of prostate (610)				0	0	0				0	0	0	55
56 Complications of pregnancy, childbirth and the puerperium (640-652, 670-689)				0	0	0	2	1	1	19.4	14.7	28.6	56
57 Congenital malformations (750-759)				0	0	0	2	1	1	19.4	14.7	28.6	57
58 Birth injuries, postnatal asphyxia and asphyxia (760-762)				0	0	0	1	1		9.7	14.7	0	58
59 Infection of the newborn (763-768)	1	1		52.6	71.4	0				0	0	0	59
60 Other diseases peculiar to early infancy, and immaturity unqualified (769-776)				0	0	0				0	0	0	60
61 Senility, without mention of psychosis (794)				0	0	0				0	0	0	61
62 Ill-defined and unknown causes (780-793, 795)				0	0	0	4	1	3	38.8	14.7	85.7	62
63 Motor vehicle accidents (E810-E835)	2	2		105.3	142.9	0	1	1		9.7	14.7	0	63
64 All other accidents (E800-E802, E840-E962)	1		1	52.6	0	200.0	8	4	4	77.7	58.8	114.3	64
65 Suicide (E963, E970-E979)				0	0	0	2	2		19.4	29.4	0	65
66 Homicide (E964, E980-E985)				0	0	0				0	0	0	66
67 All other diseases (residual)				0	0	0	7	5	2	68.0	73.5	57.1	67

TABLE XIII VITAL STATISTICS, BY COUNTY, BY RACE, GEORGIA, 1961

ITEM	ELBERT						EMANUEL						
	Number			Rate or Ratio *			Number			Rate or Ratio *			
	Total	White	Non-White	Total	White	Non-White	Total	White	Non-White	Total	White	Non-White	
1 Estimated population as of July 1	18,000	11,900	6,100				18,000	12,100	5,900				1
<b>LIVE BIRTHS</b>													
2 Total	430	239	191	23.9	20.1	31.3	443	249	194	24.6	20.6	32.9	2
3 Delivered in hospital	350	239	111	81.4%	100.0%	58.1%	379	245	134	85.6%	98.4%	69.1%	3
4 Delivered in home by physician	6	—	6	1.4%	0%	3.1%	3	2	1	0.7%	0.8%	0.5%	4
5 Delivered in home by midwife	74	—	74	17.2%	0%	38.7%	60	1	59	13.5%	0.4%	30.4%	5
6 Other deliveries	—	—	—	0%	0%	0%	1	1	—	0.2%	0.4%	0%	6
7 Immature births	41	19	22	95.3	79.5	115.2	50	20	30	112.9	80.3	154.6	7
8 Live births to unwed mothers	41	2	39	95.3	8.4	204.2	42	7	35	94.8	28.1	180.4	8
<b>FETAL DEATHS</b>													
9 Total	20	11	9	46.5	46.0	47.1	7	4	3	15.8	16.1	15.5	9
10 Under 20 weeks gestation	9	7	2	20.9	29.3	10.5	1	1	—	2.3	4.0	0	10
11 20-27 weeks gestation	4	2	2	9.3	8.4	10.5	3	1	2	6.8	4.0	10.3	11
12 28 weeks and more	5	1	4	11.6	4.2	20.9	3	2	1	6.8	8.0	5.2	12
13 Unknown length of gestation	2	1	1	4.7	4.2	5.2	—	—	—	0	0	0	13
<b>DEATHS</b>													
14 Total, all ages	188	122	66	1044.4	1025.2	1082.0	171	103	68	950.0	851.2	1152.5	14
15 Under 1 year	8	4	4	18.6	16.7	20.9	17	7	10	38.4	28.1	51.5	15
16 Under 28 days	3	3	—	7.0	12.6	0	8	4	4	18.1	16.1	20.6	16
17 Deaths from immaturity	2	1	1	4.7	4.2	5.2	5	3	2	11.3	12.0	10.3	17
18 1-4 years **	4	1	3	—	—	—	2	1	1	—	—	—	18
19 Maternal deaths	—	—	—	0	0	0	—	—	—	0	0	0	19
<b>CAUSE OF DEATH</b>													
20 Tuberculosis, all forms (001-019)	1	1	—	5.6	8.4	0	1	1	—	5.6	8.3	0	20
21 Syphilis and its sequelae (020-029)	2	—	2	11.1	0	32.8	—	—	—	0	0	0	21
22 Typhoid fever (040)	—	—	—	0	0	0	—	—	—	0	0	0	22
23 Dysentery, all forms (045-048)	—	—	—	0	0	0	—	—	—	0	0	0	23
24 Scarlet fever (050)	—	—	—	0	0	0	—	—	—	0	0	0	24
25 Streptococcal sore throat (051)	—	—	—	0	0	0	—	—	—	0	0	0	25
26 Diphtheria (055)	—	—	—	0	0	0	—	—	—	0	0	0	26
27 Whooping cough (056)	—	—	—	0	0	0	—	—	—	0	0	0	27
28 Meningococcal infections (057)	—	—	—	0	0	0	—	—	—	0	0	0	28
29 Acute poliomyelitis (080)	—	—	—	0	0	0	—	—	—	0	0	0	29
30 Acute infectious encephalitis (082)	—	—	—	0	0	0	—	—	—	0	0	0	30
31 Smallpox (084)	—	—	—	0	0	0	—	—	—	0	0	0	31
32 Measles (085)	—	—	—	0	0	0	—	—	—	0	0	0	32
33 Typhus and other rickettsial diseases (100-103, 105-108)	—	—	—	0	0	0	—	—	—	0	0	0	33
34 Rocky Mountain spotted fever (104)	—	—	—	0	0	0	—	—	—	0	0	0	34
35 Malaria (110-117)	—	—	—	0	0	0	—	—	—	0	0	0	35
36 All other diseases classified as infective and parasitic (030-039, 041-044, 049, 052-054, 059-074, 081, 083, 086-096, 120-138)	3	2	1	16.7	16.8	16.4	1	1	—	5.6	8.3	0	36
37 Malignant neoplasms, including neoplasms of lymphatic and haematopoietic tissues (140-205)	22	17	5	122.2	142.9	82.0	19	10	9	105.6	82.6	152.5	37
38 Benign and unspecified neoplasms (210-239)	—	—	—	0	0	0	—	—	—	0	0	0	38
39 Diabetes mellitus (260)	5	2	3	27.8	16.8	49.2	3	3	—	16.7	24.8	0	39
40 Pallagra (281)	—	—	—	0	0	0	—	—	—	0	0	0	40
41 Anemias (290-293)	2	—	2	11.1	0	32.8	—	—	—	0	0	0	41
42 Vascular lesions affecting central nervous system (330-334)	27	15	12	150.0	126.1	196.7	24	13	11	133.3	107.4	186.4	42
43 Nonmeningococcal meningitis (340)	—	—	—	0	0	0	1	—	1	5.6	0	16.9	43
44 Rheumatic fever (400-402)	—	—	—	0	0	0	—	—	—	0	0	0	44
45 Heart diseases (410-443)	66	50	16	366.7	420.2	262.3	51	33	18	283.3	272.7	305.1	45
46 Hypertension without mention of heart (444-447)	2	1	1	11.1	8.4	16.4	—	—	—	0	0	0	46
47 Influenza and pneumonia (480-483, 490-493)	5	2	3	27.8	16.8	49.2	10	5	5	55.6	41.3	84.7	47
48 Bronchitis (500-502)	—	—	—	0	0	0	—	—	—	0	0	0	48
49 Ulcer of stomach and duodenum (540, 541)	1	1	—	5.6	8.4	0	1	—	1	5.6	0	16.9	49
50 Appendicitis (550-553)	—	—	—	0	0	0	1	—	1	5.6	0	16.9	50
51 Intestinal obstruction and hernia (560, 561, 570)	—	—	—	0	0	0	1	1	—	5.6	8.3	0	51
52 Gastritis, duodenitis, enteritis and colitis (except diarrhea of the newborn) (543, 571, 572)	1	—	1	5.6	0	16.4	1	1	—	5.6	8.3	0	52
53 Cirrhosis of liver (581)	—	—	—	0	0	0	—	—	—	0	0	0	53
54 Nephritis and nephrosis (590-594)	4	2	2	22.2	16.8	32.8	2	1	1	11.1	8.3	16.9	54
55 Hyperplasia of prostate (610)	—	—	—	0	0	0	1	—	1	5.6	0	16.9	55
56 Complications of pregnancy, childbirth and the puerperium (640-652, 670-689)	—	—	—	0	0	0	—	—	—	0	0	0	56
57 Congenital malformations (750-759)	3	1	2	16.7	8.4	32.8	1	1	—	5.6	8.3	0	57
58 Birth injuries, postnatal asphyxia and atelectasis (760-762)	1	1	—	5.6	8.4	0	1	—	1	5.6	0	16.9	58
59 Infection of the newborn (763-768)	—	—	—	0	0	0	2	—	2	11.1	0	33.9	59
60 Other diseases peculiar to early infancy, and immaturity unqualified (769-776)	2	1	1	11.1	8.4	16.4	7	3	4	38.9	24.8	67.8	60
61 Senility, without mention of psychosis (794)	—	—	—	0	0	0	1	1	—	5.6	8.3	0	61
62 Ill-defined and unknown causes (780-793, 795)	1	1	—	5.6	8.4	0	5	3	2	27.8	24.8	33.9	62
63 Motor vehicle accidents (E810-E835)	7	6	1	38.9	50.4	16.4	7	6	1	38.9	49.6	16.9	63
64 All other accidents (E800-E802, E840-E962)	11	6	5	61.1	50.4	82.0	8	6	2	44.4	49.6	33.9	64
65 Suicide (E963, E970-E979)	1	1	—	5.6	8.4	0	2	2	—	11.1	16.5	0	65
66 Homicide (E964, E980-E985)	3	1	2	16.7	8.4	32.8	3	1	2	16.7	8.3	33.9	66
67 All other diseases (residual)	18	11	7	100.0	92.4	114.8	17	11	6	94.4	90.9	101.7	67

TABLE XIII VITAL STATISTICS, BY COUNTY, BY RACE, GEORGIA, 1961

ITEM	EVANS						FANNIN					
	Number			Rate or Ratio *			Number			Rate or Ratio *		
	Total	White	Non-White	Total	White	Non-White	Total	White	Non-White	Total	White	Non-White
1 Estimated population as of July 1	7,000	4,400	2,600				13,700	13,700	0			
<b>LIVE BIRTHS</b>												
2 Total	207	100	107	29.6	22.7	41.2	190	190	-	13.9	13.9	...
3 Delivered in hospital	123	98	25	59.4%	98.0%	23.4%	176	176	-	92.6%	92.6%	...
4 Delivered in home by physician	61	1	60	29.5%	1.0%	56.1%	12	12	-	6.3%	6.3%	...
5 Delivered in home by midwife	22	-	22	10.6%	0%	20.6%	2	2	-	1.1%	1.1%	...
6 Other deliveries	1	1	-	0.5%	1.0%	0%	-	-	-	0%	0%	...
7 Immature births	19	9	10	91.8	90.0	93.5	16	16	-	84.2	84.2	...
8 Live births to unwed mothers	23	4	19	111.1	40.0	177.6	4	4	-	21.1	21.1	...
<b>FETAL DEATHS</b>												
9 Total	10	10	-	48.3	100.0	0	5	5	-	26.3	26.3	...
10 Under 20 weeks gestation	7	7	-	33.8	70.0	0	-	-	-	0	0	...
11 20-27 weeks gestation	2	2	-	9.7	20.0	0	-	-	-	0	0	...
12 28 weeks and more	1	1	-	4.8	10.0	0	5	5	-	26.3	26.3	...
13 Unknown length of gestation	-	-	-	0	0	0	-	-	-	0	0	...
<b>DEATHS</b>												
14 Total, all ages	60	35	25	857.1	795.5	961.5	124	124	-	905.1	905.1	...
15 Under 1 year	6	3	3	29.0	30.0	28.0	7	7	-	36.8	36.8	...
16 Under 28 days	5	3	2	24.2	30.0	18.7	7	7	-	36.8	36.8	...
17 Deaths from immaturity	1	1	-	4.8	10.0	0	2	2	-	10.5	10.5	...
18 1-4 years **	2	1	1	-	-	-	2	2	-	-	-	...
19 Maternal deaths	-	-	-	0	0	0	-	-	-	0	0	...
<b>CAUSE OF DEATH</b>												
20 Tuberculosis, all forms (001-019)	2	1	1	28.6	22.7	38.5	-	-	-	0	0	...
21 Syphilis and its sequelae (020-029)	-	-	-	0	0	0	-	-	-	0	0	...
22 Typhoid fever (040)	-	-	-	0	0	0	-	-	-	0	0	...
23 Dysentery, all forms (045-048)	-	-	-	0	0	0	-	-	-	0	0	...
24 Scarlet fever (050)	-	-	-	0	0	0	-	-	-	0	0	...
25 Streptococcal sore throat (051)	-	-	-	0	0	0	-	-	-	0	0	...
26 Diphtheria (055)	-	-	-	0	0	0	-	-	-	0	0	...
27 Whooping cough (056)	-	-	-	0	0	0	-	-	-	0	0	...
28 Meningococcal infections (057)	-	-	-	0	0	0	-	-	-	0	0	...
29 Acute poliomyelitis (080)	-	-	-	0	0	0	-	-	-	0	0	...
30 Acute infectious encephalitis (082)	-	-	-	0	0	0	-	-	-	0	0	...
31 Smallpox (084)	-	-	-	0	0	0	-	-	-	0	0	...
32 Measles (085)	-	-	-	0	0	0	-	-	-	0	0	...
33 Typhus and other rickettsial diseases (100-103, 105-108)	-	-	-	0	0	0	-	-	-	0	0	...
34 Rocky Mountain spotted fever (104)	-	-	-	0	0	0	-	-	-	0	0	...
35 Malaria (110-117)	-	-	-	0	0	0	-	-	-	0	0	...
36 All other diseases classified as infective and parasitic (030-039, 041-044, 049, 052-054, 059-074, 081, 083, 086-096, 120-138)	1	-	1	14.3	0	38.5	2	2	-	14.6	14.6	...
37 Malignant neoplasms, including neoplasms of lymphatic and haematopoietic tissues (140-205)	13	10	3	185.7	227.3	115.4	17	17	-	124.1	124.1	...
38 Benign and unspecified neoplasms (210-239)	-	-	-	0	0	0	-	-	-	0	0	...
39 Diabetes mellitus (260)	4	4	-	57.1	90.9	0	-	-	-	0	0	...
40 Pellagra (281)	-	-	-	0	0	0	1	1	-	7.3	7.3	...
41 Anemias (290-293)	-	-	-	0	0	0	-	-	-	0	0	...
42 Vascular lesions affecting central nervous system (330-334)	4	1	3	57.1	22.7	115.4	22	22	-	160.6	160.6	...
43 Nonmeningococcal meningitis (340)	-	-	-	0	0	0	-	-	-	0	0	...
44 Rheumatic fever (400-402)	-	-	-	0	0	0	-	-	-	0	0	...
45 Heart diseases (410-443)	14	7	7	200.0	159.1	269.2	41	41	-	299.3	299.3	...
46 Hypertension without mention of heart (444-447)	1	1	-	14.3	22.7	0	1	1	-	7.3	7.3	...
47 Influenza and pneumonia (480-483, 490-493)	3	2	1	42.9	45.5	38.5	3	3	-	21.9	21.9	...
48 Bronchitis (500-502)	1	-	1	14.3	0	38.5	-	-	-	0	0	...
49 Ulcer of stomach and duodenum (540, 541)	-	-	-	0	0	0	1	1	-	7.3	7.3	...
50 Appendicitis (550-553)	-	-	-	0	0	0	1	1	-	7.3	7.3	...
51 Intestinal obstruction and hernia (560, 561, 570)	-	-	-	0	0	0	1	1	-	7.3	7.3	...
52 Gastritis, duodenitis, enteritis and colitis (except diarrhea of the newborn) (543, 571, 572)	-	-	-	0	0	0	-	-	-	0	0	...
53 Cirrhosis of liver (581)	-	-	-	0	0	0	2	2	-	14.6	14.6	...
54 Nephritis and nephrosis (590-594)	-	-	-	0	0	0	-	-	-	0	0	...
55 Hyperplasia of prostate (610)	-	-	-	0	0	0	-	-	-	0	0	...
56 Complications of pregnancy, childbirth and the puerperium (640-652, 670-689)	-	-	-	0	0	0	-	-	-	0	0	...
57 Congenital malformations (750-759)	-	-	-	0	0	0	-	-	-	0	0	...
58 Birth injuries, postnatal asphyxia and atelectasis (760-762)	1	1	-	14.3	22.7	0	1	1	-	7.3	7.3	...
59 Infection of the newborn (763-768)	1	-	1	14.3	0	38.5	3	3	-	21.9	21.9	...
60 Other diseases peculiar to early infancy, and immaturity unqualified (769-776)	1	1	-	14.3	22.7	0	2	2	-	14.6	14.6	...
61 Senility, without mention of psychosis (794)	-	-	-	0	0	0	-	-	-	0	0	...
62 Ill-defined and unknown causes (780-793, 795)	1	-	1	14.3	0	38.5	1	1	-	7.3	7.3	...
63 Motor vehicle accidents (E810-E835)	2	2	-	28.6	45.5	0	7	7	-	51.1	51.1	...
64 All other accidents (E800-E802, E840-E962)	4	3	1	57.1	68.2	38.5	6	6	-	43.8	43.8	...
65 Suicide (E963, E970-E979)	-	-	-	0	0	0	2	2	-	14.6	14.6	...
66 Homicide (E964, E980-E985)	2	-	2	28.6	0	76.9	-	-	-	0	0	...
67 All other diseases (residual)	5	2	3	71.4	45.5	115.4	10	10	-	73.0	73.0	...

TABLE XIII VITAL STATISTICS, BY COUNTY, BY RACE, GEORGIA, 1961

ITEM	FAYETTE						FLOYD					
	Number			Rate or Ratio *			Number			Rate or Ratio *		
	Total	White	Non-White	Total	White	Non-White	Total	White	Non-White	Total	White	Non-White
1 Estimated population as of July 1	8,300	5,900	2,400				67,900	57,900	10,000			
<b>LIVE BIRTHS</b>												
2 Total	176	98	78	21.2	16.6	32.5	1,557	1,267	290	22.9	21.9	29.0
3 Delivered in hospital	149	97	52	84.7%	99.0%	66.7%	1,550	1,266	284	99.6%	99.9%	97.9%
4 Delivered in home by physician	3	1	2	1.7%	1.0%	2.6%	3	1	2	0.2%	0.1%	0.7%
5 Delivered in home by midwife	16	—	16	9.1%	0%	20.5%	4	—	4	0.3%	0%	1.4%
6 Other deliveries	8	—	8	4.5%	0%	10.3%	—	—	—	0%	0%	0%
7 Immature births	13	8	5	73.9	81.6	64.1	153	97	56	98.3	76.6	193.1
8 Live births to unwed mothers	23	2	21	130.7	20.4	269.2	83	12	71	53.3	9.5	244.8
<b>FETAL DEATHS</b>												
9 Total	5	5	—	28.4	51.0	0	30	22	8	19.3	17.4	27.6
10 Under 20 weeks gestation	5	5	—	28.4	51.0	0	5	4	1	3.2	3.2	3.4
11 20-27 weeks gestation	—	—	—	0	0	0	8	7	1	5.1	5.5	3.4
12 28 weeks and more	—	—	—	0	0	0	17	11	6	10.9	8.7	20.7
13 Unknown length of gestation	—	—	—	0	0	0	—	—	—	0	0	0
<b>DEATHS</b>												
14 Total, all ages	84	62	22	102.0	1050.8	916.7	557	463	94	820.3	799.7	940.0
15 Under 1 year	7	2	5	39.8	20.4	64.1	43	27	16	27.6	21.3	55.2
16 Under 28 days	3	2	1	17.0	20.4	12.8	35	23	12	22.5	18.2	41.4
17 Deaths from immaturity	3	2	1	17.0	20.4	12.8	8	6	2	5.1	4.7	6.9
18 1-4 years **	3	3	—	—	—	—	7	4	3	—	—	—
19 Maternal deaths	—	—	—	0	0	0	—	—	—	0	0	0
<b>CAUSE OF DEATH</b>												
20 Tuberculosis, all forms (001-019)	—	—	—	0	0	0	7	6	1	10.3	10.4	10.0
21 Syphilis and its sequelae (020-029)	—	—	—	0	0	0	1	—	1	1.5	0	10.0
22 Typhoid fever (040)	—	—	—	0	0	0	—	—	—	0	0	0
23 Dysentery, all forms (045-048)	—	—	—	0	0	0	—	—	—	0	0	0
24 Scarlet fever (050)	—	—	—	0	0	0	—	—	—	0	0	0
25 Streptococcal sore throat (051)	—	—	—	0	0	0	—	—	—	0	0	0
26 Diphtheria (055)	—	—	—	0	0	0	—	—	—	0	0	0
27 Whooping cough (056)	—	—	—	0	0	0	—	—	—	0	0	0
28 Meningococcal infections (057)	—	—	—	0	0	0	—	—	—	0	0	0
29 Acute poliomyelitis (080)	—	—	—	0	0	0	—	—	—	0	0	0
30 Acute infectious encephalitis (082)	—	—	—	0	0	0	—	—	—	0	0	0
31 Smallpox (084)	—	—	—	0	0	0	—	—	—	0	0	0
32 Measles (085)	—	—	—	0	0	0	1	1	—	1.5	1.7	0
33 Typhus and other rickettsial diseases (100-103, 105-108)	—	—	—	0	0	0	—	—	—	0	0	0
34 Rocky Mountain spotted fever (104)	—	—	—	0	0	0	—	—	—	0	0	0
35 Malaria (110-117)	—	—	—	0	0	0	—	—	—	0	0	0
36 All other diseases classified as infective and parasitic (030-039, 041-044, 049, 052-054, 059-074, 081, 083, 086-096, 120-138)	—	—	—	0	0	0	—	—	—	0	0	0
37 Malignant neoplasms, including neoplasms of lymphatic and haematopoietic tissues (140-205)	15	13	2	180.7	220.3	83.3	84	76	8	123.7	131.3	80.0
38 Benign and unspecified neoplasms (210-239)	—	—	—	0	0	0	2	2	—	2.9	3.5	0
39 Diabetes mellitus (260)	—	—	—	0	0	0	4	3	1	5.9	5.2	10.0
40 Pellagra (281)	—	—	—	0	0	0	—	—	—	0	0	0
41 Anemias (290-293)	1	—	1	12.0	0	41.7	2	2	—	2.9	3.5	0
42 Vascular lesions affecting central nervous system (330-334)	15	9	6	180.7	152.5	250.0	70	52	18	103.1	89.8	180.0
43 Nonmeningococcal meningitis (340)	—	—	—	0	0	0	—	—	—	0	0	0
44 Rheumatic fever (400-402)	—	—	—	0	0	0	—	—	—	0	0	0
45 Heart diseases (410-443)	23	21	2	277.1	355.9	83.3	193	171	22	284.2	295.3	220.0
46 Hypertension without mention of heart (444-447)	1	—	1	12.0	0	41.7	6	5	1	8.8	8.6	10.0
47 Influenza and pneumonia (480-483, 490-493)	4	2	2	48.2	33.9	83.3	14	7	7	20.6	12.1	70.0
48 Bronchitis (500-502)	—	—	—	0	0	0	2	2	—	2.9	3.5	0
49 Ulcer of stomach and duodenum (540, 541)	—	—	—	0	0	0	2	2	—	2.9	3.5	0
50 Appendicitis (550-553)	—	—	—	0	0	0	—	—	—	0	0	0
51 Intestinal obstruction and hernia (560, 561, 570)	1	1	—	12.0	16.9	0	2	2	—	2.9	3.5	0
52 Gastritis, duodenitis, enteritis and colitis (except diarrhea of the newborn) (543, 571, 572)	1	—	1	12.0	0	41.7	4	3	1	5.9	5.2	10.0
53 Cirrhosis of liver (581)	—	—	—	0	0	0	6	6	—	8.8	10.4	0
54 Nephritis and nephrosis (590-594)	1	1	—	12.0	16.9	0	5	5	—	7.4	8.6	0
55 Hyperplasia of prostate (610)	—	—	—	0	0	0	2	1	1	2.9	1.7	10.0
56 Complications of pregnancy, childbirth and the puerperium (640-652, 670-689)	—	—	—	0	0	0	—	—	—	0	0	0
57 Congenital malformations (750-759)	—	—	—	0	0	0	10	6	4	14.7	10.4	40.0
58 Birth injuries, postnatal asphyxia and atelectasis (760-762)	—	—	—	0	0	0	15	11	4	22.1	19.0	40.0
59 Infection of the newborn (763-768)	—	—	—	0	0	0	—	—	—	0	0	0
60 Other diseases peculiar to early infancy, and immaturity unqualified (769-776)	5	2	3	60.2	33.9	125.0	12	8	4	17.7	13.8	40.0
61 Senility, without mention of psychosis (794)	—	—	—	0	0	0	1	1	—	1.5	1.7	0
62 Ill-defined and unknown causes (780-793, 795)	2	1	1	24.1	16.9	41.7	5	3	2	7.4	5.2	20.0
63 Motor vehicle accidents (E810-E835)	4	4	—	48.2	67.8	0	21	19	2	30.9	32.8	20.0
64 All other accidents (E800-E802, E840-E962)	3	2	1	36.1	33.9	41.7	22	17	5	32.4	29.4	50.0
65 Suicide (E963, E970-E979)	—	—	—	0	0	0	9	9	—	13.3	15.5	0
66 Homicide (E964, E980-E985)	—	—	—	0	0	0	3	2	1	4.4	3.5	10.0
67 All other diseases (residual)	8	6	2	96.4	101.7	83.3	52	41	11	76.6	70.8	110.0



TABLE XIII VITAL STATISTICS, BY COUNTY, BY RACE, GEORGIA, 1961

ITEM	FORSYTH						FRANKLIN					
	Number			Rate or Ratio *			Number			Rate or Ratio *		
	Total	White	Non-White	Total	White	Non-White	Total	White	Non-White	Total	White	Non-White
1 Estimated population as of July 1	12,400	12,400	0				13,300	11,800	1,500			
<b>LIVE BIRTHS</b>												
2 Total	272	272	-	21.9	21.9	...	250	222	28	18.8	18.8	18.7
3 Delivered in hospital	271	271	-	99.6%	99.6%	...	248	221	27	99.2%	99.5%	96.4%
4 Delivered in home by physician	1	1	-	0.4%	0.4%	...	1	1	-	0.4%	0.5%	0%
5 Delivered in home by midwife	-	-	-	0%	0%	...	1	-	1	0.4%	0%	3.6%
6 Other deliveries	-	-	-	0%	0%	...	-	-	-	0%	0%	0%
7 Immature births	23	23	-	84.6	84.6	...	20	17	3	80.0	76.6	107.1
8 Live births to unwed mothers	7	7	-	25.7	25.7	...	12	6	6	48.0	27.0	214.3
<b>FETAL DEATHS</b>												
9 Total	1	1	-	3.7	3.7	...	11	10	1	44.0	45.0	35.7
10 Under 20 weeks gestation	-	-	-	0	0	...	1	1	-	4.0	4.5	0
11 20-27 weeks gestation	1	1	-	3.7	3.7	...	1	1	-	4.0	4.5	0
12 28 weeks and more	-	-	-	0	0	...	8	8	-	32.0	36.0	0
13 Unknown length of gestation	-	-	-	0	0	...	1	-	1	4.0	0	35.7
<b>DEATHS</b>												
14 Total, all ages	106	106	-	854.8	854.8	...	130	117	13	977.4	991.5	866.7
15 Under 1 year	7	7	-	25.7	25.7	...	8	7	1	32.0	31.5	35.7
16 Under 28 days	5	5	-	18.4	18.4	...	5	5	-	20.0	22.5	0
17 Deaths from immaturity	1	1	-	3.7	3.7	...	-	-	-	0	0	0
18 1-4 years **	1	1	-	-	-	...	-	-	-	-	-	-
19 Maternal deaths	-	-	-	0	0	...	-	-	-	0	0	0
<b>CAUSE OF DEATH</b>												
20 Tuberculosis, all forms (001-019)	-	-	-	0	0	...	-	-	-	0	0	0
21 Syphilis and its sequelae (020-029)	-	-	-	0	0	...	-	-	-	0	0	0
22 Typhoid fever (040)	-	-	-	0	0	...	-	-	-	0	0	0
23 Dysentery, all forms (045-048)	-	-	-	0	0	...	-	-	-	0	0	0
24 Scarlet fever (050)	-	-	-	0	0	...	-	-	-	0	0	0
25 Streptococcal sore throat (051)	-	-	-	0	0	...	-	-	-	0	0	0
26 Diphtheria (055)	-	-	-	0	0	...	-	-	-	0	0	0
27 Whooping cough (056)	-	-	-	0	0	...	-	-	-	0	0	0
28 Meningococcal infections (057)	-	-	-	0	0	...	-	-	-	0	0	0
29 Acute poliomyelitis (080)	-	-	-	0	0	...	-	-	-	0	0	0
30 Acute infectious encephalitis (082)	-	-	-	0	0	...	-	-	-	0	0	0
31 Smallpox (084)	-	-	-	0	0	...	-	-	-	0	0	0
32 Measles (085)	-	-	-	0	0	...	-	-	-	0	0	0
33 Typhus and other rickettsial diseases (100-103, 105-108)	-	-	-	0	0	...	-	-	-	0	0	0
34 Rocky Mountain spotted fever (104)	-	-	-	0	0	...	-	-	-	0	0	0
35 Malaria (110-117)	-	-	-	0	0	...	-	-	-	0	0	0
36 All other diseases classified as infective and parasitic (030-039, 041-044, 049, 052-054, 059-074, 081, 083, 086-096, 120-138)	1	1	-	8.1	8.1	...	2	2	-	15.0	16.9	0
37 Malignant neoplasms, including neoplasms of lymphatic and haematopoietic tissues (140-205)	15	15	-	121.0	121.0	...	14	11	3	105.3	93.2	200.0
38 Benign and unspecified neoplasms (210-239)	1	1	-	8.1	8.1	...	-	-	-	0	0	0
39 Diabetes mellitus (260)	2	2	-	16.1	16.1	...	5	5	-	37.6	42.4	0
40 Pellagra (281)	-	-	-	0	0	...	-	-	-	0	0	0
41 Anemias (290-293)	-	-	-	0	0	...	-	-	-	0	0	0
42 Vascular lesions affecting central nervous system (330-334)	5	5	-	40.3	40.3	...	24	22	2	180.5	186.4	133.3
43 Nonmeningococcal meningitis (340)	-	-	-	0	0	...	-	-	-	0	0	0
44 Rheumatic fever (400-402)	-	-	-	0	0	...	1	1	-	7.5	8.5	0
45 Heart diseases (410-443)	44	44	-	354.8	354.8	...	43	39	4	323.3	330.5	266.7
46 Hypertension without mention of heart (444-447)	-	-	-	0	0	...	1	1	-	7.5	8.5	0
47 Influenza and pneumonia (480-483, 490-493)	6	6	-	48.4	48.4	...	6	5	1	45.1	42.4	66.7
48 Bronchitis (500-502)	-	-	-	0	0	...	-	-	-	0	0	0
49 Ulcer of stomach and duodenum (540, 541)	-	-	-	0	0	...	2	2	-	15.0	16.9	0
50 Appendicitis (550-553)	-	-	-	0	0	...	-	-	-	0	0	0
51 Intestinal obstruction and hernia (560, 561, 570)	1	1	-	8.1	8.1	...	-	-	-	0	0	0
52 Gastritis, duodenitis, enteritis and colitis (except diarrhea of the newborn) (543, 571, 572)	1	1	-	8.1	8.1	...	1	-	1	7.5	0	66.7
53 Cirrhosis of liver (581)	1	1	-	8.1	8.1	...	2	1	1	15.0	8.5	66.7
54 Nephritis and nephrosis (590-594)	-	-	-	0	0	...	1	1	-	7.5	8.5	0
55 Hyperplasia of prostate (610)	-	-	-	0	0	...	2	2	-	15.0	16.9	0
56 Complications of pregnancy, childbirth and the puerperium (640-652, 670-689)	-	-	-	0	0	...	-	-	-	0	0	0
57 Congenital malformations (730-759)	2	2	-	16.1	16.1	...	1	1	-	7.5	8.5	0
58 Birth injuries, postnatal asphyxia and atelectasis (760-762)	-	-	-	0	0	...	3	3	-	22.6	25.4	0
59 Infection of the newborn (763-768)	-	-	-	0	0	...	-	-	-	0	0	0
60 Other diseases peculiar to early infancy, and immaturity unqualified (769-776)	4	4	-	32.3	32.3	...	-	-	-	0	0	0
61 Senility, without mention of psychosis (794)	2	2	-	16.1	16.1	...	-	-	-	0	0	0
62 Ill-defined and unknown causes (780-793, 795)	-	-	-	0	0	...	-	-	-	0	0	0
63 Motor vehicle accidents (E810-E835)	2	2	-	16.1	16.1	...	2	2	-	15.0	16.9	0
64 All other accidents (E800-E802, E840-E862)	4	4	-	32.3	32.3	...	2	2	-	15.0	16.9	0
65 Suicide (E963, E970-E979)	2	2	-	16.1	16.1	...	-	-	-	0	0	0
66 Homicide (E964, E980-E985)	2	2	-	16.1	16.1	...	1	1	-	7.5	8.5	0
67 All other diseases (residual)	11	11	-	88.7	88.7	...	17	16	1	127.8	135.6	66.7

TABLE XIII VITAL STATISTICS, BY COUNTY, BY RACE, GEORGIA, 1961

ITEM	FULTON						GILMER					
	Number			Rate or Ratio *			Number			Rate or Ratio *		
	Total	White	Non-White	Total	White	Non-White	Total	White	Non-White	Total	White	Non-White
1 Estimated population as of July 1	561,700	359,900	201,800				9,000	9,000	0			
<b>LIVE BIRTHS</b>												
2 Total	14,022	7,714	6,308	25.0	21.4	31.3	155	154	1	17.2	17.1	...
3 Delivered in hospital	13,748	7,685	6,063	98.0%	99.6%	96.1%	153	152	1	98.7%	98.7%	100.0%
4 Delivered in home by physician	252	24	228	1.8%	0.3%	3.6%	-	-	-	0%	0%	0%
5 Delivered in home by midwife	8	-	8	0.1%	0%	0.1%	2	2	-	1.3%	1.3%	0%
6 Other deliveries	14	5	9	0.1%	0.1%	0.1%	-	-	-	0%	0%	0%
7 Immature births	1,627	627	1,000	116.0	81.3	158.5	6	6	-	38.7	39.0	0
8 Live births to unwed mothers	1,915	181	1,734	136.6	23.5	274.9	1	1	-	6.5	6.5	0
<b>FETAL DEATHS</b>												
9 Total	414	244	170	29.5	31.6	26.9	3	3	-	19.4	19.5	0
10 Under 20 weeks gestation	150	135	15	10.7	17.5	2.4	-	-	-	0	0	0
11 20-27 weeks gestation	63	23	40	4.5	3.0	6.3	1	1	-	6.5	6.5	0
12 28 weeks and more	180	80	100	12.8	10.4	15.9	2	2	-	12.9	13.0	0
13 Unknown length of gestation	21	6	15	1.5	0.8	2.4	-	-	-	0	0	0
<b>DEATHS</b>												
14 Total, all ages	5,424	3,274	2,150	965.6	909.7	1065.4	83	83	-	922.2	922.2	...
15 Under 1 year	412	180	232	29.4	23.3	36.8	4	4	-	25.8	26.0	0
16 Under 28 days	305	139	166	21.8	18.0	26.3	3	3	-	19.4	19.5	0
17 Deaths from immaturity	71	30	41	5.1	3.9	6.5	2	2	-	12.9	13.0	0
18 1-4 years **	61	26	35	-	-	-	1	1	-	-	-	0
19 Maternal deaths	6	2	4	4.3	2.6	6.3	-	-	-	0	0	0
<b>CAUSE OF DEATH</b>												
20 Tuberculosis, all forms (001-019)	37	14	23	6.6	3.9	11.4	1	1	-	11.1	11.1	...
21 Syphilis and its sequelae (020-029)	19	2	17	3.4	0.6	8.4	-	-	-	0	0	...
22 Typhoid fever (040)	-	-	-	0	0	0	-	-	-	0	0	...
23 Dysentery, all forms (045-048)	2	2	-	0.4	0.6	0	-	-	-	0	0	...
24 Scarlet fever (050)	-	-	-	0	0	0	-	-	-	0	0	...
25 Streptococcal sore throat (051)	1	-	1	0.2	0	0.5	-	-	-	0	0	...
26 Diphtheria (055)	-	-	-	0	0	0	-	-	-	0	0	...
27 Whooping cough (056)	-	-	-	0	0	0	-	-	-	0	0	...
28 Meningococcal infections (057)	-	-	-	0	0	0	-	-	-	0	0	...
29 Acute poliomyelitis (080)	-	-	-	0	0	0	-	-	-	0	0	...
30 Acute infectious encephalitis (082)	-	-	-	0	0	0	-	-	-	0	0	...
31 Smallpox (084)	-	-	-	0	0	0	-	-	-	0	0	...
32 Measles (085)	3	2	1	0.5	0.6	0.5	-	-	-	0	0	...
33 Typhus and other rickettsial diseases (100-103, 105-108)	-	-	-	0	0	0	-	-	-	0	0	...
34 Rocky Mountain spotted fever (104)	-	-	-	0	0	0	-	-	-	0	0	...
35 Malaria (110-117)	-	-	-	0	0	0	-	-	-	0	0	...
36 All other diseases classified as infective and parasitic (030-039, 041-044, 049, 052-054, 059-074, 081, 083, 086-096, 120-138)	21	12	9	3.7	3.3	4.5	-	-	-	0	0	...
37 Malignant neoplasms, including neoplasms of lymphatic and haematopoietic tissues (140-205)	828	568	260	147.4	157.8	128.8	8	8	-	88.9	88.9	...
38 Benign and unspecified neoplasms (210-239)	11	8	3	2.0	2.2	1.5	-	-	-	0	0	...
39 Diabetes mellitus (260)	95	47	48	16.9	13.1	23.8	3	3	-	33.3	33.3	...
40 Pellagra (281)	1	-	1	0.2	0	0.5	-	-	-	0	0	...
41 Anemias (290-293)	9	4	5	1.6	1.1	2.5	-	-	-	0	0	...
42 Vascular lesions affecting central nervous system (330-334)	696	396	300	123.9	110.0	148.7	15	15	-	166.7	166.7	...
43 Nonmeningococcal meningitis (340)	14	6	8	2.5	1.7	4.0	-	-	-	0	0	...
44 Rheumatic fever (400-402)	1	-	1	0.2	0	0.5	-	-	-	0	0	...
45 Heart diseases (410-443)	1,806	1,196	610	321.5	332.3	302.3	24	24	-	266.7	266.7	...
46 Hypertension without mention of heart (444-447)	45	18	27	8.0	5.0	13.4	-	-	-	0	0	...
47 Influenza and pneumonia (480-483, 490-493)	171	92	79	30.4	25.6	39.1	2	2	-	22.2	22.2	...
48 Bronchitis (500-502)	13	11	2	2.3	3.1	1.0	-	-	-	0	0	...
49 Ulcer of stomach and duodenum (540, 541)	38	25	13	6.8	6.9	6.4	-	-	-	0	0	...
50 Appendicitis (550-553)	4	2	2	0.7	0.6	1.0	-	-	-	0	0	...
51 Intestinal obstruction and hernia (560, 561, 570)	27	17	10	4.8	4.7	5.0	2	2	-	22.2	22.2	...
52 Gastritis, duodenitis, enteritis and colitis (except diarrhea of the newborn) (543, 571, 572)	18	8	10	3.2	2.2	5.0	1	1	-	11.1	11.1	...
53 Cirrhosis of liver (581)	72	50	22	12.8	13.9	10.9	1	1	-	11.1	11.1	...
54 Nephritis and nephrosis (590-594)	53	17	36	9.4	4.7	17.8	-	-	-	0	0	...
55 Hyperplasia of prostate (610)	10	3	7	1.8	0.8	3.5	-	-	-	0	0	...
56 Complications of pregnancy, childbirth and the puerperium (640-652, 670-689)	6	2	4	1.1	0.6	2.0	-	-	-	0	0	...
57 Congenital malformations (750-759)	67	35	32	11.9	9.7	15.9	1	1	-	11.1	11.1	...
58 Birth injuries, postnatal asphyxia and atelectasis (760-762)	102	56	46	18.2	15.6	22.8	1	1	-	11.1	11.1	...
59 Infection of the newborn (763-768)	35	11	24	6.2	3.1	11.9	-	-	-	0	0	...
60 Other diseases peculiar to early infancy, and immaturity unqualified (769-776)	138	54	84	24.6	15.0	41.6	2	2	-	22.2	22.2	...
61 Senility, without mention of psychosis (794)	9	6	3	1.6	1.7	1.5	-	-	-	0	0	...
62 Ill-defined and unknown causes (780-793, 795)	82	37	45	14.6	10.3	22.3	1	1	-	11.1	11.1	...
63 Motor vehicle accidents (E810-E835)	122	85	37	21.7	23.6	18.3	7	7	-	77.8	77.8	...
64 All other accidents (E800-E802, E840-E962)	175	102	73	31.2	28.3	36.2	1	1	-	11.1	11.1	...
65 Suicide (E963, E970-E979)	54	51	3	9.6	14.2	1.5	-	-	-	0	0	...
66 Homicide (E964, E980-E985)	83	17	66	14.8	4.7	32.7	-	-	-	0	0	...
67 All other diseases (residual)	556	318	238	99.0	88.4	117.9	13	13	-	144.4	144.4	...

TABLE XIII VITAL STATISTICS, BY COUNTY, BY RACE, GEORGIA, 1961

ITEM	GLASCOCK						GLYNN					
	Number			Rate or Ratio *			Number			Rate or Ratio *		
	Total	White	Non-White	Total	White	Non-White	Total	White	Non-White	Total	White	Non-White
1 Estimated population as of July 1	2,700	1,900	800				41,000	29,400	11,600			
<b>LIVE BIRTHS</b>												
2 Total	51	23	28	18.9	12.1	35.0	1,147	809	338	28.0	27.5	29.1
3 Delivered in hospital	48	23	25	94.1%	100.0%	89.3%	1,038	803	235	90.5%	99.3%	69.5%
4 Delivered in home by physician	1	—	1	2.0%	0%	3.6%	5	2	3	0.4%	0.2%	0.9%
5 Delivered in home by midwife	2	—	2	3.9%	0%	7.1%	102	4	98	8.9%	0.5%	29.0%
6 Other deliveries	—	—	—	0%	0%	0%	2	—	2	0.2%	0%	0.6%
7 Immature births	3	1	2	58.8	43.5	71.4	111	59	52	96.8	72.9	153.8
8 Live births to unwed mothers	14	2	12	274.5	87.0	428.6	92	14	78	80.2	17.3	230.8
<b>FETAL DEATHS</b>												
9 Total	4	4	—	78.4	173.9	0	30	19	11	26.2	23.5	32.5
10 Under 20 weeks gestation	1	1	—	19.6	43.5	0	10	7	3	8.7	8.7	8.9
11 20-27 weeks gestation	2	2	—	39.2	87.0	0	6	4	2	5.2	4.9	5.9
12 28 weeks and more	1	1	—	19.6	43.5	0	14	8	6	12.2	9.9	17.8
13 Unknown length of gestation	—	—	—	0	0	0	—	—	—	0	0	0
<b>DEATHS</b>												
14 Total, all ages	22	18	4	814.8	947.4	500.0	322	186	136	785.4	632.7	1172.4
15 Under 1 year	—	—	—	0	0	0	27	9	18	23.5	11.1	53.3
16 Under 28 days	—	—	—	0	0	0	22	6	16	19.2	7.4	47.3
17 Deaths from immaturity	—	—	—	0	0	0	3	2	1	2.6	2.5	3.0
18 1-4 years **	—	—	—	—	—	—	6	4	2	—	—	—
19 Maternal deaths	—	—	—	0	0	0	—	—	—	0	0	0
<b>CAUSE OF DEATH</b>												
20 Tuberculosis, all forms (001-019)	—	—	—	0	0	0	1	—	1	2.4	0	8.6
21 Syphilis and its sequelae (020-029)	—	—	—	0	0	0	—	—	—	0	0	0
22 Typhoid fever (040)	—	—	—	0	0	0	—	—	—	0	0	0
23 Dysentery, all forms (045-048)	—	—	—	0	0	0	—	—	—	0	0	0
24 Scarlet fever (050)	—	—	—	0	0	0	—	—	—	0	0	0
25 Streptococcal sore throat (051)	—	—	—	0	0	0	—	—	—	0	0	0
26 Diphtheria (055)	—	—	—	0	0	0	—	—	—	0	0	0
27 Whooping cough (056)	—	—	—	0	0	0	—	—	—	0	0	0
28 Meningococcal infections (057)	—	—	—	0	0	0	1	1	—	2.4	3.4	0
29 Acute poliomyelitis (080)	—	—	—	0	0	0	—	—	—	0	0	0
30 Acute infectious encephalitis (082)	—	—	—	0	0	0	—	—	—	0	0	0
31 Smallpox (084)	—	—	—	0	0	0	—	—	—	0	0	0
32 Measles (085)	—	—	—	0	0	0	—	—	—	0	0	0
33 Typhus and other rickettsial diseases (100-103, 105-108)	—	—	—	0	0	0	—	—	—	0	0	0
34 Rocky Mountain spotted fever (104)	—	—	—	0	0	0	—	—	—	0	0	0
35 Malaria (110-117)	—	—	—	0	0	0	—	—	—	0	0	0
36 All other diseases classified as infective and parasitic (030-039, 041-044, 049, 052-054, 059-074, 081, 083, 086-096, 120-138)	—	—	—	0	0	0	—	—	—	0	0	0
37 Malignant neoplasms, including neoplasms of lymphatic and haematopoietic tissues (140-205)	1	1	—	37.0	52.6	0	41	25	16	100.0	85.0	137.9
38 Benign and unspecified neoplasms (210-239)	—	—	—	0	0	0	—	—	—	0	0	0
39 Diabetes mellitus (260)	—	—	—	0	0	0	6	4	2	14.6	13.6	17.2
40 Pellagra (281)	—	—	—	0	0	0	—	—	—	0	0	0
41 Anemias (290-293)	—	—	—	0	0	0	1	—	1	2.4	0	8.6
42 Vascular lesions affecting central nervous system (330-334)	4	2	2	148.1	105.3	250.0	66	35	31	161.0	119.0	267.2
43 Nonmeningococcal meningitis (340)	—	—	—	0	0	0	1	1	—	2.4	3.4	0
44 Rheumatic fever (400-402)	—	—	—	0	0	0	—	—	—	0	0	0
45 Heart diseases (410-443)	11	11	—	407.4	578.9	0	106	69	37	258.5	234.7	319.0
46 Hypertension without mention of heart (444-447)	—	—	—	0	0	0	1	—	1	2.4	0	8.6
47 Influenza and pneumonia (480-483, 490-493)	2	1	1	74.1	52.6	125.0	13	5	8	31.7	17.0	69.0
48 Bronchitis (500-502)	—	—	—	0	0	0	—	—	—	0	0	0
49 Ulcer of stomach and duodenum (540, 541)	—	—	—	0	0	0	4	4	—	9.8	13.6	0
50 Appendicitis (550-553)	—	—	—	0	0	0	—	—	—	0	0	0
51 Intestinal obstruction and hernia (560, 561, 570)	—	—	—	0	0	0	2	—	2	4.9	0	17.2
52 Gastritis, duodenitis, enteritis and colitis (except diarrhea of the newborn) (543, 571, 572)	—	—	—	0	0	0	—	—	—	0	0	0
53 Cirrhosis of liver (581)	—	—	—	0	0	0	1	1	—	2.4	3.4	0
54 Nephritis and nephrosis (590-594)	—	—	—	0	0	0	2	1	1	4.9	3.4	8.6
55 Hyperplasia of prostate (610)	—	—	—	0	0	0	1	—	1	2.4	0	8.6
56 Complications of pregnancy, childbirth and the puerperium (640-652, 670-689)	—	—	—	0	0	0	—	—	—	0	0	0
57 Congenital malformations (750-759)	—	—	—	0	0	0	1	1	—	2.4	3.4	0
58 Birth injuries, postnatal asphyxia and atelectasis (760-762)	—	—	—	0	0	0	6	—	6	14.6	0	51.7
59 Infection of the newborn (763-768)	—	—	—	0	0	0	5	2	3	12.2	6.8	25.9
60 Other diseases peculiar to early infancy, and immaturity unqualified (769-776)	—	—	—	0	0	0	11	4	7	26.8	13.6	60.3
61 Senility, without mention of psychosis (794)	—	—	—	0	0	0	1	1	—	2.4	3.4	0
62 Ill-defined and unknown causes (780-793, 795)	1	1	—	37.0	52.6	0	2	—	2	4.9	0	17.2
63 Motor vehicle accidents (E810-E835)	1	—	1	37.0	0	125.0	5	4	1	12.2	13.6	8.6
64 All other accidents (E800-E802, E840-E962)	1	1	—	37.0	52.6	0	11	5	6	26.8	17.0	51.7
65 Suicide (E963, E970-E979)	—	—	—	0	0	0	2	2	—	4.9	6.8	0
66 Homicide (E964, E980-E985)	—	—	—	0	0	0	3	1	2	7.3	3.4	17.2
67 All other diseases (residual)	1	1	—	37.0	52.6	0	28	20	8	68.3	68.0	69.0

TABLE XIII VITAL STATISTICS, BY COUNTY, BY RACE, GEORGIA, 1961

ITEM	GORDON						GRADY						
	Number			Rate or Ratio *			Number			Rate or Ratio *			
	Total	White	Non-White	Total	White	Non-White	Total	White	Non-White	Total	White	Non-White	
1 Estimated population as of July 1	19,500	18,300	1,200				18,200	11,500	6,700				1
<b>LIVE BIRTHS</b>													
2 Total	448	409	39	23.0	22.3	32.5	428	208	220	23.5	18.1	32.8	2
3 Delivered in hospital	446	408	38	99.6%	99.8%	97.4%	295	201	94	68.9%	96.6%	42.7%	3
4 Delivered in home by physician	2	1	1	0.4%	0.2%	2.6%	72	5	67	16.8%	2.4%	30.5%	4
5 Delivered in home by midwife	—	—	—	0%	0%	0%	61	2	59	14.3%	1.0%	26.8%	5
6 Other deliveries	—	—	—	0%	0%	0%	—	—	—	0%	0%	0%	6
7 Immature births	32	29	3	71.4	70.9	76.9	35	10	25	81.8	48.1	113.6	7
8 Live births to unwed mothers	10	3	7	22.3	7.3	179.5	63	7	56	147.2	33.7	254.5	8
<b>FETAL DEATHS</b>													
9 Total	9	6	3	20.1	14.7	76.9	10	4	6	23.4	19.2	27.3	9
10 Under 20 weeks gestation	—	—	—	0	0	0	—	—	—	0	0	0	10
11 20-27 weeks gestation	1	1	—	2.2	2.4	0	3	1	2	7.0	4.8	9.1	11
12 28 weeks and more	8	5	3	17.9	12.2	76.9	5	2	3	11.7	9.6	13.6	12
13 Unknown length of gestation	—	—	—	0	0	0	2	1	1	4.7	4.8	4.5	13
<b>DEATHS</b>													
14 Total, all ages	180	169	11	923.1	923.5	916.7	154	97	57	846.2	843.5	850.7	14
15 Under 1 year	13	12	1	29.0	29.3	25.6	15	4	11	35.0	19.2	50.0	15
16 Under 28 days	13	12	1	29.0	29.3	25.6	7	3	4	16.4	14.4	18.2	16
17 Deaths from immaturity	3	2	1	6.7	4.9	25.6	2	—	2	4.7	0	9.1	17
18 1-4 years * **	4	4	—	—	—	—	4	1	3	—	—	—	18
19 Maternal deaths	—	—	—	0	0	0	1	—	1	23.4	0	45.5	19
<b>CAUSE OF DEATH</b>													
20 Tuberculosis, all forms (001-019)	1	1	—	5.1	5.5	0	—	—	—	0	0	0	20
21 Syphilis and its sequelae (020-029)	—	—	—	0	0	0	—	—	—	0	0	0	21
22 Typhoid fever (040)	—	—	—	0	0	0	—	—	—	0	0	0	22
23 Dysentery, all forms (045-048)	—	—	—	0	0	0	—	—	—	0	0	0	23
24 Scarlet fever (050)	—	—	—	0	0	0	—	—	—	0	0	0	24
25 Streptococcal sore throat (051)	—	—	—	0	0	0	—	—	—	0	0	0	25
26 Diphtheria (055)	—	—	—	0	0	0	—	—	—	0	0	0	26
27 Whooping cough (056)	—	—	—	0	0	0	—	—	—	0	0	0	27
28 Meningococcal infections (057)	1	1	—	5.1	5.5	0	—	—	—	0	0	0	28
29 Acute poliomyelitis (080)	—	—	—	0	0	0	—	—	—	0	0	0	29
30 Acute infectious encephalitis (082)	—	—	—	0	0	0	—	—	—	0	0	0	30
31 Smallpox (084)	—	—	—	0	0	0	—	—	—	0	0	0	31
32 Measles (085)	—	—	—	0	0	0	—	—	—	0	0	0	32
33 Typhus and other rickettsial diseases (100-103, 105-108)	—	—	—	0	0	0	—	—	—	0	0	0	33
34 Rocky Mountain spotted fever (104)	—	—	—	0	0	0	—	—	—	0	0	0	34
35 Malaria (110-117)	—	—	—	0	0	0	—	—	—	0	0	0	35
36 All other diseases classified as infective and parasitic (030-039, 041-044, 049, 052-054, 059-074, 081, 083, 086-096, 120-138)	—	—	—	0	0	0	1	1	—	5.5	8.7	0	36
37 Malignant neoplasms, including neoplasms of lymphatic and haematopoietic tissues (140-205)	29	28	1	148.7	153.0	83.3	11	8	3	60.4	69.6	44.8	37
38 Benign and unspecified neoplasms (210-239)	1	—	1	5.1	0	83.3	—	—	—	0	0	0	38
39 Diabetes mellitus (260)	4	3	1	20.5	16.4	83.3	1	1	—	5.5	8.7	0	39
40 Pellagra (281)	—	—	—	0	0	0	—	—	—	0	0	0	40
41 Anemias (290-293)	—	—	—	0	0	0	—	—	—	0	0	0	41
42 Vascular lesions affecting central nervous system (330-334)	31	29	2	159.0	158.5	166.7	29	18	11	159.3	156.5	164.2	42
43 Nonmeningococcal meningitis (340)	—	—	—	0	0	0	—	—	—	0	0	0	43
44 Rheumatic fever (400-402)	—	—	—	0	0	0	—	—	—	0	0	0	44
45 Heart diseases (410-443)	61	59	2	312.8	322.4	166.7	59	46	13	324.2	400.0	194.0	45
46 Hypertension without mention of heart (444-447)	—	—	—	0	0	0	1	—	1	5.5	0	14.9	46
47 Influenza and pneumonia (480-483, 490-493)	3	3	—	15.4	16.4	0	11	3	8	60.4	26.1	119.4	47
48 Bronchitis (500-502)	—	—	—	0	0	0	—	—	—	0	0	0	48
49 Ulcer of stomach and duodenum (540, 541)	2	1	1	10.3	5.5	83.3	2	2	—	11.0	17.4	0	49
50 Appendicitis (550-553)	—	—	—	0	0	0	—	—	—	0	0	0	50
51 Intestinal obstruction and hernia (560, 561, 570)	1	1	—	5.1	5.5	0	—	—	—	0	0	0	51
52 Gastritis, duodenitis, enteritis and colitis (except diarrhea of the newborn) (543, 571, 572)	—	—	—	0	0	0	—	—	—	0	0	0	52
53 Cirrhosis of liver (581)	—	—	—	0	0	0	2	2	—	11.0	17.4	0	53
54 Nephritis and nephrosis (590-594)	1	1	—	5.1	5.5	0	—	—	—	0	0	0	54
55 Hyperplasia of prostate (610)	3	3	—	15.4	16.4	0	1	—	1	5.5	0	14.9	55
56 Complications of pregnancy, childbirth and the puerperium (640-652, 670-689)	—	—	—	0	0	0	1	—	1	5.5	0	14.9	56
57 Congenital malformations (750-759)	5	5	—	25.6	27.3	0	3	2	1	16.5	17.4	14.9	57
58 Birth injuries, postnatal asphyxia and atelectasis (760-762)	2	2	—	10.3	10.9	0	2	—	2	11.0	17.4	0	58
59 Infection of the newborn (763-768)	1	1	—	5.1	5.5	0	1	—	1	5.5	0	14.9	59
60 Other diseases peculiar to early infancy, and immaturity unqualified (769-776)	5	4	1	25.6	21.9	83.3	2	—	2	11.0	0	29.9	60
61 Senility, without mention of psychosis (794)	1	1	—	5.1	5.5	0	1	—	1	5.5	0	14.9	61
62 Ill-defined and unknown causes (780-793, 795)	—	—	—	0	0	0	3	—	3	16.5	0	44.8	62
63 Motor vehicle accidents (E810-E835)	10	9	1	51.3	49.2	83.3	6	5	1	33.0	43.5	14.9	63
64 All other accidents (E800-E802, E840-E962)	7	7	—	35.9	38.3	0	5	4	1	27.5	34.8	14.9	64
65 Suicide (E963, E970-E979)	1	1	—	5.1	5.5	0	1	1	—	5.5	8.7	0	65
66 Homicide (E964, E980-E985)	2	1	1	10.3	5.5	83.3	4	—	4	22.0	0	59.7	66
67 All other diseases (residual)	8	8	—	41.0	43.7	0	7	2	5	36.5	17.4	74.6	67

TABLE XIII VITAL STATISTICS, BY COUNTY, BY RACE, GEORGIA, 1961

ITEM	GREENE						WINNETT					
	Number			Rate or Ratio *			Number			Rate or Ratio *		
	Total	White	Non-White	Total	White	Non-White	Total	White	Non-White	Total	White	Non-White
1 Estimated population as of July 1	11,200	5,300	5,900				45,400	41,900	3,500			
<b>LIVE BIRTHS</b>												
2 Total	252	73	179	22.5	13.8	30.3	1,083	970	113	23.9	23.2	32.3
3 Delivered in hospital	204	73	131	81.0%	100.0%	73.2%	1,076	966	110	99.4%	99.6%	97.3%
4 Delivered in home by physician	4	—	4	1.6%	0%	2.2%	6	4	2	0.6%	0.4%	1.8%
5 Delivered in home by midwife	44	—	44	17.5%	0%	24.6%	1	—	1	0.1%	0%	0.9%
6 Other deliveries	—	—	—	0%	0%	0%	—	—	—	0%	0%	0%
7 Immature births	19	3	16	75.4	41.1	89.4	85	74	11	78.5	76.3	97.3
8 Live births to unwed mothers	37	—	37	146.8	0	206.7	38	13	25	35.1	13.4	221.2
<b>FETAL DEATHS</b>												
9 Total	10	3	7	39.7	41.1	39.1	37	33	4	34.2	34.0	35.4
10 Under 20 weeks gestation	2	1	1	7.9	13.7	5.6	30	29	1	27.7	29.9	8.8
11 20-27 weeks gestation	3	1	2	11.9	13.7	11.2	—	—	—	0	0	0
12 28 weeks and more	4	1	3	15.9	13.7	16.8	6	4	2	5.5	4.1	17.7
13 Unknown length of gestation	1	—	1	4.0	0	5.6	1	—	1	0.9	0	8.8
<b>DEATHS</b>												
14 Total, all ages	138	67	71	1232.1	1264.2	1203.4	354	321	33	779.7	766.1	942.9
15 Under 1 year	8	1	7	31.7	13.7	39.1	31	26	5	28.6	26.8	44.2
16 Under 28 days	4	1	3	15.9	13.7	16.8	24	21	3	22.2	21.6	26.5
17 Deaths from immaturity	—	—	—	0	0	0	4	4	—	3.7	4.1	0
18 1-4 years * *	6	—	6	—	—	—	7	6	1	—	—	—
19 Maternal deaths	1	—	1	39.7	0	55.9	—	—	—	0	0	0
<b>CAUSE OF DEATH</b>												
20 Tuberculosis, all forms (001-019)	1	—	1	8.9	0	16.9	—	—	—	0	0	0
21 Syphilis and its sequelae (020-029)	—	—	—	0	0	0	1	1	—	2.2	2.4	0
22 Typhoid fever (040)	—	—	—	0	0	0	—	—	—	0	0	0
23 Dysentery, all forms (045-048)	—	—	—	0	0	0	—	—	—	0	0	0
24 Scarlet fever (050)	—	—	—	0	0	0	—	—	—	0	0	0
25 Streptococcal sore throat (051)	—	—	—	0	0	0	—	—	—	0	0	0
26 Diphtheria (055)	—	—	—	0	0	0	—	—	—	0	0	0
27 Whooping cough (056)	—	—	—	0	0	0	—	—	—	0	0	0
28 Meningococcal infections (057)	—	—	—	0	0	0	—	—	—	0	0	0
29 Acute poliomyelitis (080)	—	—	—	0	0	0	—	—	—	0	0	0
30 Acute infectious encephalitis (082)	—	—	—	0	0	0	—	—	—	0	0	0
31 Smallpox (084)	—	—	—	0	0	0	—	—	—	0	0	0
32 Measles (085)	—	—	—	0	0	0	—	—	—	0	0	0
33 Typhus and other rickettsial diseases (100-103, 105-108)	—	—	—	0	0	0	—	—	—	0	0	0
34 Rocky Mountain spotted fever (104)	—	—	—	0	0	0	—	—	—	0	0	0
35 Malaria (110-117)	—	—	—	0	0	0	—	—	—	0	0	0
36 All other diseases classified as infective and parasitic (030-039, 041-044, 049, 052-054, 059-074, 081, 083, 086-096, 120-138)	2	—	2	17.9	0	33.9	2	2	—	4.4	4.8	0
37 Malignant neoplasms, including neoplasms of lymphatic and haematopoietic tissues (140-205)	17	10	7	151.8	188.7	118.6	51	47	4	112.3	112.2	114.3
38 Benign and unspecified neoplasms (210-239)	—	—	—	0	0	0	2	2	—	4.4	4.8	0
39 Diabetes mellitus (260)	3	2	1	26.8	37.7	16.9	7	7	—	15.4	16.7	0
40 Pellagra (281)	—	—	—	0	0	0	—	—	—	0	0	0
41 Anemias (290-293)	2	1	1	17.9	18.9	16.9	1	1	—	2.2	2.4	0
42 Vascular lesions affecting central nervous system (330-334)	13	7	6	116.1	132.1	101.7	60	53	7	132.2	126.5	200.0
43 Nonmeningococcal meningitis (340)	—	—	—	0	0	0	2	1	1	4.4	2.4	28.6
44 Rheumatic fever (400-402)	—	—	—	0	0	0	—	—	—	0	0	0
45 Heart diseases (410-443)	48	26	22	428.6	490.6	372.9	110	101	9	242.3	241.1	257.1
46 Hypertension without mention of heart (444-447)	3	1	2	26.8	18.9	33.9	4	3	1	8.8	7.2	28.6
47 Influenza and pneumonia (480-483, 490-493)	8	1	7	71.4	18.9	118.6	14	12	2	30.8	28.6	57.1
48 Bronchitis (500-502)	1	1	—	8.9	18.9	0	—	—	—	0	0	0
49 Ulcer of stomach and duodenum (540, 541)	—	—	—	0	0	0	2	2	—	4.4	4.8	0
50 Appendicitis (550-553)	—	—	—	0	0	0	—	—	—	0	0	0
51 Intestinal obstruction and hernia (560, 561, 570)	—	—	—	0	0	0	2	1	1	4.4	2.4	28.6
52 Gastritis, duodenitis, enteritis and colitis (except diarrhea of the newborn) (543, 571, 572)	—	—	—	0	0	0	—	—	—	0	0	0
53 Cirrhosis of liver (581)	1	1	—	8.9	18.9	0	2	2	—	4.4	4.8	0
54 Nephritis and nephrosis (590-594)	1	1	—	8.9	18.9	0	3	2	1	6.6	4.8	28.6
55 Hyperplasia of prostate (610)	1	—	1	8.9	0	16.9	—	—	—	0	0	0
56 Complications of pregnancy, childbirth and the puerperium (640-652, 670-689)	1	—	1	8.9	0	16.9	—	—	—	0	0	0
57 Congenital malformations (750-759)	1	1	—	8.9	18.9	0	9	9	—	19.8	21.5	0
58 Birth injuries, postnatal asphyxia and atelectasis (760-762)	3	1	2	26.8	18.9	33.9	9	6	3	19.8	14.3	85.7
59 Infection of the newborn (763-768)	—	—	—	0	0	0	1	1	—	2.2	2.4	0
60 Other diseases peculiar to early infancy, and immaturity unqualified (769-776)	—	—	—	0	0	0	7	7	—	15.4	16.7	0
61 Senility, without mention of psychosis (794)	—	—	—	0	0	0	—	—	—	0	0	0
62 Ill-defined and unknown causes (780-793, 795)	—	—	—	0	0	0	1	1	—	2.2	2.4	0
63 Motor vehicle accidents (E810-E835)	7	3	4	62.5	56.6	67.8	15	15	—	33.0	35.8	0
64 All other accidents (E800-E802, E840-E962)	11	2	9	98.2	37.7	152.5	11	11	—	24.2	26.3	0
65 Suicide (E963, E970-E979)	—	—	—	0	0	0	3	3	—	6.6	7.2	0
66 Homicide (E964, E980-E985)	—	—	—	0	0	0	4	1	3	8.8	2.4	85.7
67 All other diseases (residual)	14	9	5	125.0	169.8	84.7	31	30	1	68.3	71.6	28.6

TABLE XIII VITAL STATISTICS, BY COUNTY, BY RACE, GEORGIA, 1961

ITEM	HABERSHAM						HALL					
	Number			Rate or Ratio *			Number			Rate or Ratio *		
	Total	White	Non-White	Total	White	Non-White	Total	White	Non-White	Total	White	Non-White
1 Estimated population as of July 1	18,500	17,600	900				51,500	45,900	5,600			
<b>LIVE BIRTHS</b>												
2 Total	434	418	16	23.5	23.7	17.8	1,232	1,058	174	23.9	23.1	31.1
3 Delivered in hospital	431	416	15	99.3%	99.5%	93.8%	1,221	1,055	166	99.1%	99.7%	95.4%
4 Delivered in home by physician	2	2	—	0.5%	0.5%	0%	6	3	3	0.5%	0.3%	1.7%
5 Delivered in home by midwife	1	—	1	0.2%	0%	6.3%	4	—	4	0.3%	0%	2.3%
6 Other deliveries	—	—	—	0%	0%	0%	1	—	1	0.1%	0%	0.6%
7 Immature births	26	25	1	59.9	59.8	62.5	91	66	25	73.9	62.4	143.7
8 Live births to unwed mothers	6	3	3	13.8	7.2	187.5	54	19	35	43.8	18.0	201.1
<b>FETAL DEATHS</b>												
9 Total	33	33	—	76.0	78.9	0	26	19	7	21.1	18.0	40.2
10 Under 20 weeks gestation	19	19	—	43.8	45.5	0	2	—	2	1.6	0	11.5
11 20-27 weeks gestation	6	6	—	13.8	14.4	0	4	3	1	3.2	2.8	5.7
12 28 weeks and more	7	7	—	16.1	16.7	0	20	16	4	16.2	15.1	23.0
13 Unknown length of gestation	1	1	—	2.3	2.4	0	—	—	—	0	0	0
<b>DEATHS</b>												
14 Total, all ages	137	131	6	740.5	744.3	666.7	392	334	58	761.2	727.7	1035.7
15 Under 1 year	5	5	—	11.5	12.0	0	25	19	6	20.3	18.0	34.5
16 Under 28 days	2	2	—	4.6	4.8	0	11	9	2	8.9	8.5	11.5
17 Deaths from immaturity	2	2	—	4.6	4.8	0	2	2	—	1.6	1.9	0
18 1-4 years **	2	2	—	—	—	—	1	1	—	—	—	—
19 Maternal deaths	—	—	—	0	0	0	1	—	1	8.1	0	57.5
<b>CAUSE OF DEATH</b>												
20 Tuberculosis, all forms (001-019)	—	—	—	0	0	0	1	—	1	1.9	0	17.9
21 Syphilis and its sequelae (020-029)	1	1	—	5.4	5.7	0	1	1	—	1.9	2.2	0
22 Typhoid fever (040)	—	—	—	0	0	0	—	—	—	0	0	0
23 Dysentery, all forms (045-048)	—	—	—	0	0	0	—	—	—	0	0	0
24 Scarlet fever (050)	—	—	—	0	0	0	—	—	—	0	0	0
25 Streptococcal sore throat (051)	—	—	—	0	0	0	—	—	—	0	0	0
26 Diphtheria (055)	—	—	—	0	0	0	—	—	—	0	0	0
27 Whooping cough (056)	—	—	—	0	0	0	—	—	—	0	0	0
28 Meningococcal infections (057)	—	—	—	0	0	0	—	—	—	0	0	0
29 Acute poliomyelitis (080)	—	—	—	0	0	0	—	—	—	0	0	0
30 Acute infectious encephalitis (082)	—	—	—	0	0	0	—	—	—	0	0	0
31 Smallpox (084)	—	—	—	0	0	0	—	—	—	0	0	0
32 Measles (085)	—	—	—	0	0	0	—	—	—	0	0	0
33 Typhus and other rickettsial diseases (100-103, 105-108)	—	—	—	0	0	0	—	—	—	0	0	0
34 Rocky Mountain spotted fever (104)	—	—	—	0	0	0	—	—	—	0	0	0
35 Malaria (110-117)	—	—	—	0	0	0	—	—	—	0	0	0
36 All other diseases classified as infective and parasitic (030-039, 041-044, 049, 052-054, 059-074, 081, 083, 086-096, 120-138)	1	1	—	5.4	5.7	0	—	—	—	0	0	0
37 Malignant neoplasms, including neoplasms of lymphatic and haemopoietic tissues (140-205)	15	15	—	81.1	85.2	0	53	47	6	102.9	102.4	107.1
38 Benign and unspecified neoplasms (210-239)	—	—	—	0	0	0	2	2	—	3.9	4.4	0
39 Diabetes mellitus (260)	1	1	—	5.4	5.7	0	9	9	—	17.5	19.6	0
40 Pellagra (281)	—	—	—	0	0	0	1	1	—	1.9	2.2	0
41 Anemias (290-293)	1	1	—	5.4	5.7	0	2	1	1	3.9	2.2	17.9
42 Vascular lesions affecting central nervous system (330-334)	24	23	1	129.7	130.7	111.1	56	52	4	108.7	113.3	71.4
43 Nonmeningococcal meningitis (340)	—	—	—	0	0	0	1	—	—	1.9	2.2	0
44 Rheumatic fever (400-402)	—	—	—	0	0	0	—	—	—	0	0	0
45 Heart diseases (410-443)	57	53	4	308.1	301.1	444.4	130	103	27	252.4	224.4	482.1
46 Hypertension without mention of heart (444-447)	4	4	—	21.6	22.7	0	3	2	1	5.8	4.4	17.9
47 Influenza and pneumonia (480-483, 490-493)	2	2	—	10.8	11.4	0	17	13	4	33.0	28.3	71.4
48 Bronchitis (500-502)	—	—	—	0	0	0	3	3	—	5.8	6.5	0
49 Ulcer of stomach and duodenum (540, 541)	1	1	—	5.4	5.7	0	3	3	—	5.8	6.5	0
50 Appendicitis (550-553)	—	—	—	0	0	0	—	—	—	0	0	0
51 Intestinal obstruction and hernia (560, 561, 570)	1	1	—	5.4	5.7	0	3	3	—	5.8	6.5	0
52 Gastritis, duodenitis, enteritis and colitis (except diarrhea of the newborn) (543, 571, 572)	2	2	—	10.8	11.4	0	1	1	—	1.9	2.2	0
53 Cirrhosis of liver (581)	1	1	—	5.4	5.7	0	7	6	1	13.6	13.1	17.9
54 Nephritis and nephrosis (590-594)	3	2	1	16.2	11.4	111.1	2	2	—	3.9	4.4	0
55 Hyperplasia of prostate (610)	2	2	—	10.8	11.4	0	1	1	—	1.9	2.2	0
56 Complications of pregnancy, childbirth and the puerperium (640-652, 670-689)	—	—	—	0	0	0	1	—	1	1.9	0	17.9
57 Congenital malformations (750-759)	1	1	—	5.4	5.7	0	8	7	1	15.5	15.3	17.9
58 Birth injuries, postnatal asphyxia and atelectasis (760-762)	—	—	—	0	0	0	4	2	2	7.8	4.4	35.7
59 Infection of the newborn (763-768)	—	—	—	0	0	0	1	1	—	1.9	2.2	0
60 Other diseases peculiar to early infancy, and immaturity unqualified (769-776)	2	2	—	10.8	11.4	0	4	4	—	7.8	8.7	0
61 Senility, without mention of psychosis (794)	—	—	—	0	0	0	—	—	—	0	0	0
62 Ill-defined and unknown causes (780-793, 795)	1	1	—	5.4	5.7	0	2	2	—	3.9	4.4	0
63 Motor vehicle accidents (E810-E835)	—	—	—	0	0	0	18	15	3	35.0	32.7	53.6
64 All other accidents (E800-E802, E840-E862)	7	7	—	37.8	39.8	0	4	3	1	7.8	6.5	17.9
65 Suicide (E963, E970-E979)	1	1	—	5.4	5.7	0	6	6	—	11.7	13.1	0
66 Homicide (E964, E980-E985)	—	—	—	0	0	0	5	3	2	9.7	6.5	35.7
67 All other diseases (residual)	9	9	—	48.6	51.1	0	43	40	3	83.5	87.1	53.6

TABLE XIII VITAL STATISTICS, BY COUNTY, BY RACE, GEORGIA, 1961

ITEM	HANCOCK						HARALSON					
	Number			Rate or Ratio *			Number			Rate or Ratio *		
	Total	White	Non-White	Total	White	Non-White	Total	White	Non-White	Total	White	Non-White
1 Estimated population as of July 1	10,000	2,500	7,500				14,700	13,500	1,200			
<b>LIVE BIRTHS</b>												
2 Total	258	35	223	25.8	14.0	29.7	298	259	39	20.3	19.2	32.5
3 Delivered in hospital	112	35	77	43.4%	100.0%	34.5%	287	258	29	96.3%	99.6%	74.4%
4 Delivered in home by physician	13	-	13	5.0%	0%	5.8%	2	-	2	0.7%	0%	5.1%
5 Delivered in home by midwife	133	-	133	51.6%	0%	59.6%	9	1	8	3.0%	0.4%	20.5%
6 Other deliveries	-	-	-	0%	0%	0%	-	-	-	0%	0%	0%
7 Immature births	25	3	22	96.9	85.7	98.7	23	18	5	77.2	69.5	128.2
8 Live births to unwed mothers	43	-	43	166.7	0	192.8	10	4	6	33.6	15.4	153.8
<b>FETAL DEATHS</b>												
9 Total	14	2	12	54.3	57.1	53.8	6	4	2	20.1	15.4	51.3
10 Under 20 weeks gestation	6	1	5	23.3	28.6	22.4	2	2	-	6.7	7.7	0
11 20-27 weeks gestation	2	1	1	7.8	28.6	4.5	-	-	-	0	0	0
12 28 weeks and more	6	-	6	23.3	0	26.9	4	2	2	13.4	7.7	51.3
13 Unknown length of gestation	-	-	-	0	0	0	-	-	-	0	0	0
<b>DEATHS</b>												
14 Total, all ages	105	34	71	1050.0	1360.0	946.7	127	114	13	863.9	844.4	1083.3
15 Under 1 year	7	-	7	27.1	0	31.4	6	4	2	20.1	15.4	51.3
16 Under 28 days	2	-	2	7.8	0	9.0	4	2	2	13.4	7.7	51.3
17 Deaths from immaturity	1	-	1	3.9	0	4.5	1	-	1	3.4	0	25.6
18 1-4 years **	-	-	-	-	-	-	1	1	-	-	-	-
19 Maternal deaths	1	-	1	38.8	0	44.8	-	-	-	0	0	0
<b>CAUSE OF DEATH</b>												
20 Tuberculosis, all forms (001-019)	-	-	-	0	0	0	-	-	-	0	0	0
21 Syphilis and its sequelae (020-029)	-	-	-	0	0	0	-	-	-	0	0	0
22 Typhoid fever (040)	-	-	-	0	0	0	-	-	-	0	0	0
23 Dysentery, all forms (045-048)	-	-	-	0	0	0	-	-	-	0	0	0
24 Scarlet fever (050)	-	-	-	0	0	0	-	-	-	0	0	0
25 Streptococcal sore throat (051)	-	-	-	0	0	0	-	-	-	0	0	0
26 Diphtheria (055)	-	-	-	0	0	0	-	-	-	0	0	0
27 Whooping cough (056)	-	-	-	0	0	0	-	-	-	0	0	0
28 Meningococcal infections (057)	-	-	-	0	0	0	-	-	-	0	0	0
29 Acute poliomyelitis (080)	-	-	-	0	0	0	-	-	-	0	0	0
30 Acute infectious encephalitis (082)	-	-	-	0	0	0	-	-	-	0	0	0
31 Smallpox (084)	-	-	-	0	0	0	-	-	-	0	0	0
32 Measles (085)	-	-	-	0	0	0	-	-	-	0	0	0
33 Typhus and other rickettsial diseases (100-103, 105-108)	-	-	-	0	0	0	-	-	-	0	0	0
34 Rocky Mountain spotted fever (104)	-	-	-	0	0	0	-	-	-	0	0	0
35 Malaria (110-117)	-	-	-	0	0	0	-	-	-	0	0	0
36 All other diseases classified as infective and parasitic (030-039, 041-044, 049, 052-054, 059-074, 081, 083, 086-096, 120-138)	-	-	-	0	0	0	1	1	-	6.8	7.4	0
37 Malignant neoplasms, including neoplasms of lymphatic and haematopoietic tissues (140-205)	15	5	10	150.0	200.0	133.3	15	15	-	102.0	111.1	0
38 Benign and unspecified neoplasms (210-239)	-	-	-	0	0	0	-	-	-	0	0	0
39 Diabetes mellitus (260)	1	-	1	10.0	0	13.3	1	1	-	6.8	7.4	0
40 Pellagra (281)	-	-	-	0	0	0	-	-	-	0	0	0
41 Anemias (290-293)	-	-	-	0	0	0	-	-	-	0	0	0
42 Vascular lesions affecting central nervous system (330-334)	9	4	5	90.0	160.0	66.7	15	13	2	102.0	96.3	166.7
43 Nonmeningococcal meningitis (340)	1	-	1	10.0	0	13.3	-	-	-	0	0	0
44 Rheumatic fever (400-402)	-	-	-	0	0	0	-	-	-	0	0	0
45 Heart diseases (410-443)	45	14	31	450.0	560.0	413.3	42	37	5	285.7	274.1	416.7
46 Hypertension without mention of heart (444-447)	1	-	1	10.0	40.0	0	5	4	1	34.0	29.6	83.3
47 Influenza and pneumonia (480-483, 490-493)	3	-	3	30.0	0	40.0	7	7	-	47.6	51.9	0
48 Bronchitis (500-502)	-	-	-	0	0	0	-	-	-	0	0	0
49 Ulcer of stomach and duodenum (540, 541)	-	-	-	0	0	0	1	1	-	6.8	7.4	0
50 Appendicitis (550-553)	-	-	-	0	0	0	-	-	-	0	0	0
51 Intestinal obstruction and hernia (560, 561, 570)	-	-	-	0	0	0	1	1	-	6.8	7.4	0
52 Gastritis, duodenitis, enteritis and colitis (except diarrhea of the newborn) (543, 571, 572)	1	-	1	10.0	0	13.3	-	-	-	0	0	0
53 Cirrhosis of liver (581)	-	-	-	0	0	0	-	-	-	0	0	0
54 Nephritis and nephrosis (590-594)	2	1	1	20.0	40.0	13.3	-	-	-	0	0	0
55 Hyperplasia of prostate (610)	-	-	-	0	0	0	-	-	-	0	0	0
56 Complications of pregnancy, childbirth and the puerperium (640-652, 670-689)	1	-	1	10.0	0	13.3	-	-	-	0	0	0
57 Congenital malformations (750-759)	1	-	1	10.0	0	13.3	-	-	-	0	0	0
58 Birth injuries, postnatal asphyxia and atelectasis (760-762)	-	-	-	0	0	0	-	-	-	0	0	0
59 Infection of the newborn (763-768)	1	-	1	10.0	0	13.3	1	1	-	6.8	7.4	0
60 Other diseases peculiar to early infancy, and immaturity unqualified (769-776)	1	-	1	10.0	0	13.3	4	2	2	27.2	14.8	166.7
61 Senility, without mention of psychosis (794)	-	-	-	0	0	0	1	1	-	6.8	7.4	0
62 Ill-defined and unknown causes (780-793, 795)	2	1	1	20.0	40.0	13.3	5	5	-	34.0	37.0	0
63 Motor vehicle accidents (E810-E835)	8	3	5	80.0	120.0	66.7	10	10	-	68.0	74.1	0
64 All other accidents (E800-E802, E840-E962)	4	1	3	40.0	40.0	40.0	8	7	1	54.4	51.9	83.3
65 Suicide (E963, E970-E979)	2	-	2	20.0	80.0	0	1	-	1	6.8	0	83.3
66 Homicide (E964, E980-E985)	6	1	5	60.0	40.0	66.7	1	1	-	6.8	7.4	0
67 All other diseases (residual)	1	1	-	10.0	40.0	0	8	7	1	54.4	51.9	83.3

TABLE XIII VITAL STATISTICS, BY COUNTY, BY RACE, GEORGIA, 1961

ITEM	HARRIS						HART					
	Number			Rate or Ratio *			Number			Rate or Ratio *		
	Total	White	Non-White	Total	White	Non-White	Total	White	Non-White	Total	White	Non-White
1 Estimated population as of July 1	11,200	5,100	6,100				15,300	11,600	3,700			
<b>LIVE BIRTHS</b>												
2 Total	266	70	196	23.7	13.7	32.1	316	225	91	20.7	19.4	24.6
3 Delivered in hospital	84	50	34	31.6%	71.4%	17.3%	296	222	74	93.7%	98.7%	81.3%
4 Delivered in home by physician	115	20	95	43.2%	28.6%	48.5%	19	2	17	6.0%	0.9%	18.7%
5 Delivered in home by midwife	67	-	67	25.2%	0%	34.2%	1	1	-	0.3%	0.4%	0%
6 Other deliveries	-	-	-	0%	0%	0%	-	-	-	0%	0%	0%
7 Immature births	27	3	24	101.5	42.9	122.4	28	14	14	88.6	62.2	153.8
8 Live births to unwed mothers	29	1	28	109.0	14.3	142.9	17	2	15	53.8	8.9	164.8
<b>FETAL DEATHS</b>												
9 Total	5	3	2	18.8	42.9	10.2	6	4	2	19.0	17.8	22.0
10 Under 20 weeks gestation	4	3	1	15.0	42.9	5.1	-	-	-	0	0	0
11 20-27 weeks gestation	-	-	-	0	0	0	1	1	-	3.2	4.4	0
12 28 weeks and more	1	-	1	3.8	0	5.1	5	3	2	15.8	13.3	22.0
13 Unknown length of gestation	-	-	-	0	0	0	-	-	-	0	0	0
<b>DEATHS</b>												
14 Total, all ages	112	58	54	1000.0	1137.3	885.2	153	117	36	1000.0	1008.6	973.0
15 Under 1 year	11	1	10	41.4	14.3	51.0	9	6	3	28.5	26.7	33.0
16 Under 28 days	7	1	6	26.3	14.3	30.6	5	4	1	15.8	17.8	11.0
17 Deaths from immaturity	5	-	5	18.8	0	25.5	1	1	-	3.2	4.4	0
18 1-4 years **	-	-	-	-	-	-	2	2	-	-	-	-
19 Maternal deaths	-	-	-	0	0	0	-	-	-	0	0	0
<b>CAUSE OF DEATH</b>												
20 Tuberculosis, all forms (001-019)	-	-	-	0	0	0	1	-	1	6.5	0	27.0
21 Syphilis and its sequelae (020-029)	-	-	-	0	0	0	-	-	-	0	0	0
22 Typhoid fever (040)	-	-	-	0	0	0	-	-	-	0	0	0
23 Dysentery, all forms (045-048)	-	-	-	0	0	0	-	-	-	0	0	0
24 Scarlet fever (050)	-	-	-	0	0	0	-	-	-	0	0	0
25 Streptococcal sore throat (051)	-	-	-	0	0	0	-	-	-	0	0	0
26 Diphtheria (055)	-	-	-	0	0	0	-	-	-	0	0	0
27 Whooping cough (056)	-	-	-	0	0	0	-	-	-	0	0	0
28 Meningococcal infections (057)	-	-	-	0	0	0	-	-	-	0	0	0
29 Acute poliomyelitis (080)	-	-	-	0	0	0	-	-	-	0	0	0
30 Acute infectious encephalitis (082)	-	-	-	0	0	0	-	-	-	0	0	0
31 Smallpox (084)	-	-	-	0	0	0	-	-	-	0	0	0
32 Measles (085)	-	-	-	0	0	0	-	-	-	0	0	0
33 Typhus and other rickettsial diseases (100-103, 105-108)	-	-	-	0	0	0	-	-	-	0	0	0
34 Rocky Mountain spotted fever (104)	-	-	-	0	0	0	-	-	-	0	0	0
35 Malaria (110-117)	-	-	-	0	0	0	-	-	-	0	0	0
36 All other diseases classified as infective and parasitic (030-039, 041-044, 049, 052-054, 059-074, 081, 083, 086-096, 120-138)	-	-	-	0	0	0	-	-	-	0	0	0
37 Malignant neoplasms, including neoplasms of lymphatic and haematopoietic tissues (140-205)	11	6	5	98.2	117.6	82.0	13	13	-	85.0	112.1	0
38 Benign and unspecified neoplasms (210-239)	-	-	-	0	0	0	-	-	-	0	0	0
39 Diabetes mellitus (260)	1	1	-	8.9	19.6	0	2	2	-	13.1	17.2	0
40 Pellagra (281)	1	1	-	8.9	19.6	0	-	-	-	0	0	0
41 Anemias (290-293)	-	-	-	0	0	0	-	-	-	0	0	0
42 Vascular lesions affecting central nervous system (330-334)	22	9	13	196.4	176.5	213.1	22	18	4	143.8	155.2	108.1
43 Nonmeningococcal meningitis (340)	1	1	-	8.9	19.6	0	1	1	-	6.5	8.6	0
44 Rheumatic fever (400-402)	-	-	-	0	0	0	-	-	-	0	0	0
45 Heart diseases (410-443)	34	20	14	303.6	392.2	229.5	64	50	14	418.3	431.0	378.4
46 Hypertension without mention of heart (444-447)	4	1	3	35.7	19.6	49.2	2	2	-	13.1	17.2	0
47 Influenza and pneumonia (480-483, 490-493)	3	1	2	26.8	19.6	32.8	3	1	2	19.6	8.6	54.1
48 Bronchitis (500-502)	-	-	-	0	0	0	-	-	-	0	0	0
49 Ulcer of stomach and duodenum (540, 541)	2	-	2	17.9	0	32.8	2	2	-	13.1	17.2	0
50 Appendicitis (550-553)	-	-	-	0	0	0	-	-	-	0	0	0
51 Intestinal obstruction and hernia (560, 561, 570)	-	-	-	0	0	0	-	-	-	0	0	0
52 Gastritis, duodenitis, enteritis and colitis (except diarrhea of the newborn) (543, 571, 572)	1	-	1	8.9	0	16.4	-	-	-	0	0	0
53 Cirrhosis of liver (581)	1	1	-	8.9	19.6	0	1	1	-	6.5	8.6	0
54 Nephritis and nephrosis (590-594)	-	-	-	0	0	0	4	-	4	26.1	0	108.1
55 Hyperplasia of prostate (610)	-	-	-	0	0	0	-	-	-	0	0	0
56 Complications of pregnancy, childbirth and the puerperium (640-652, 670-689)	-	-	-	0	0	0	-	-	-	0	0	0
57 Congenital malformations (750-759)	-	-	-	0	0	0	2	2	-	13.1	17.2	0
58 Birth injuries, postnatal asphyxia and atelectasis (760-762)	1	-	1	8.9	0	16.4	2	1	1	13.1	8.6	27.0
59 Infection of the newborn (763-768)	-	-	-	0	0	0	1	1	-	6.5	8.6	0
60 Other diseases peculiar to early infancy, and immaturity unqualified (769-776)	8	1	7	71.4	19.6	114.8	1	1	-	6.5	8.6	0
61 Senility, without mention of psychosis (794)	1	1	-	8.9	19.6	0	-	-	-	0	0	0
62 Ill-defined and unknown causes (780-793, 795)	1	1	-	8.9	19.6	0	-	-	-	0	0	0
63 Motor vehicle accidents (E810-E835)	3	3	-	26.8	58.8	0	3	2	1	19.6	17.2	27.0
64 All other accidents (E800-E802, E840-E962)	3	2	1	26.8	39.2	16.4	8	7	1	52.3	60.3	27.0
65 Suicide (E963, E970-E979)	1	1	-	8.9	19.6	0	3	3	-	19.6	25.9	0
66 Homicide (E964, E980-E985)	1	-	1	8.9	0	16.4	1	-	1	6.5	0	27.0
67 All other diseases (residual)	12	8	4	107.1	156.9	65.6	17	10	7	111.1	86.2	189.2



TABLE XIII VITAL STATISTICS, BY COUNTY, BY RACE, GEORGIA, 1961

ITEM	HEARD						HENRY					
	Number			Rate or Ratio *			Number			Rate or Ratio *		
	Total	White	Non-White	Total	White	Non-White	Total	White	Non-White	Total	White	Non-White
1 Estimated population as of July 1	5,400	4,200	1,200				17,900	10,300	7,600			
<b>LIVE BIRTHS</b>												
2 Total	97	58	39	18.0	13.8	32.5	521	225	296	29.1	21.8	38.9
3 Delivered in hospital	91	57	34	93.8%	98.3%	87.2%	334	221	113	64.1%	98.2%	38.2%
4 Delivered in home by physician	-	-	-	0%	0%	0%	5	1	4	1.0%	0.4%	1.4%
5 Delivered in home by midwife	5	-	5	5.2%	0%	12.8%	182	3	179	34.9%	1.3%	60.5%
6 Other deliveries	1	1	-	1.0%	1.7%	0%	-	-	-	0%	0%	0%
7 Immature births	5	4	1	51.5	69.0	25.6	63	14	49	120.9	62.2	165.5
8 Live births to unwed mothers	15	-	15	154.6	0	384.6	71	-	71	136.3	0	239.9
<b>FETAL DEATHS</b>												
9 Total	1	-	1	10.3	0	25.6	22	13	9	42.2	57.8	30.4
10 Under 20 weeks gestation	-	-	-	0	0	0	13	9	4	25.0	40.0	13.5
11 20-27 weeks gestation	-	-	-	0	0	0	3	1	2	5.8	4.4	6.8
12 28 weeks and more	1	-	1	10.3	0	25.6	6	3	3	11.5	13.3	10.1
13 Unknown length of gestation	-	-	-	0	0	0	-	-	-	0	0	0
<b>DEATHS</b>												
14 Total, all ages	58	47	11	1074.1	1119.0	916.7	164	82	82	916.2	796.1	1078.9
15 Under 1 year	3	3	-	30.9	51.7	0	15	1	14	28.8	4.4	47.3
16 Under 28 days	2	2	-	20.6	34.5	0	9	-	9	17.3	0	30.4
17 Deaths from immaturity	1	1	-	10.3	17.2	0	4	-	4	7.7	0	13.5
18 1-4 years **	3	1	2	-	-	-	3	-	3	-	-	-
19 Maternal deaths	-	-	-	0	0	0	-	-	-	0	0	0
<b>CAUSE OF DEATH</b>												
20 Tuberculosis, all forms (001-019)	-	-	-	0	0	0	2	-	2	11.2	0	26.3
21 Syphilis and its sequelae (020-029)	1	1	-	18.5	23.8	0	2	1	1	11.2	9.7	13.2
22 Typhoid fever (040)	-	-	-	0	0	0	-	-	-	0	0	0
23 Dysentery, all forms (045-048)	-	-	-	0	0	0	-	-	-	0	0	0
24 Scarlet fever (050)	-	-	-	0	0	0	-	-	-	0	0	0
25 Streptococcal sore throat (051)	-	-	-	0	0	0	-	-	-	0	0	0
26 Diphtheria (055)	-	-	-	0	0	0	-	-	-	0	0	0
27 Whooping cough (056)	-	-	-	0	0	0	-	-	-	0	0	0
28 Meningococcal infections (057)	-	-	-	0	0	0	-	-	-	0	0	0
29 Acute poliomyelitis (080)	-	-	-	0	0	0	-	-	-	0	0	0
30 Acute infectious encephalitis (082)	-	-	-	0	0	0	-	-	-	0	0	0
31 Smallpox (084)	-	-	-	0	0	0	-	-	-	0	0	0
32 Measles (085)	-	-	-	0	0	0	-	-	-	0	0	0
33 Typhus and other rickettsial diseases (100-103, 105-108)	-	-	-	0	0	0	-	-	-	0	0	0
34 Rocky Mountain spotted fever (104)	-	-	-	0	0	0	-	-	-	0	0	0
35 Malaria (110-117)	-	-	-	0	0	0	-	-	-	0	0	0
36 All other diseases classified as infective and parasitic (030-039, 041-044, 049, 052-054, 059-074, 081, 083, 086-096, 120-138)	-	-	-	0	0	0	-	-	-	0	0	0
37 Malignant neoplasms, including neoplasms of lymphatic and haematopoietic tissues (140-205)	7	6	1	129.6	142.9	83.3	16	11	5	89.4	106.8	65.8
38 Benign and unspecified neoplasms (210-239)	-	-	-	0	0	0	-	-	-	0	0	0
39 Diabetes mellitus (260)	-	-	-	0	0	0	1	-	1	5.6	0	13.2
40 Pellagra (281)	-	-	-	0	0	0	-	-	-	0	0	0
41 Anemias (290-293)	1	1	-	18.5	0	83.3	1	-	1	5.6	0	13.2
42 Vascular lesions affecting central nervous system (330-334)	11	9	2	203.7	214.3	166.7	25	10	15	139.7	97.1	197.4
43 Nonmeningococcal meningitis (340)	-	-	-	0	0	0	1	1	-	5.6	9.7	0
44 Rheumatic fever (400-402)	-	-	-	0	0	0	-	-	-	0	0	0
45 Heart diseases (410-443)	18	15	3	333.3	357.1	250.0	60	42	18	335.2	407.8	236.8
46 Hypertension without mention of heart (444-447)	2	1	1	37.0	23.8	83.3	2	1	1	11.2	9.7	13.2
47 Influenza and pneumonia (480-483, 490-493)	3	2	1	55.6	47.6	83.3	6	1	5	33.5	9.7	65.8
48 Bronchitis (500-502)	-	-	-	0	0	0	-	-	-	0	0	0
49 Ulcer of stomach and duodenum (540, 541)	1	1	-	18.5	23.8	0	1	1	-	5.6	9.7	0
50 Appendicitis (550-553)	-	-	-	0	0	0	-	-	-	0	0	0
51 Intestinal obstruction and hernia (560, 561, 570)	2	2	-	37.0	47.6	0	-	-	-	0	0	0
52 Gastritis, duodenitis, enteritis and colitis (except diarrhea of the newborn) (543, 571, 572)	-	-	-	0	0	0	2	-	2	11.2	0	26.3
53 Cirrhosis of liver (581)	-	-	-	0	0	0	1	1	-	5.6	9.7	0
54 Nephritis and nephrosis (590-594)	1	1	-	18.5	23.8	0	-	-	-	0	0	0
55 Hyperplasia of prostate (610)	-	-	-	0	0	0	2	-	2	11.2	0	26.3
56 Complications of pregnancy, childbirth and the puerperium (640-652, 670-689)	-	-	-	0	0	0	-	-	-	0	0	0
57 Congenital malformations (750-759)	1	1	-	18.5	23.8	0	3	-	3	16.8	0	39.5
58 Birth injuries, postnatal asphyxia and atelectasis (760-762)	-	-	-	0	0	0	-	-	-	0	0	0
59 Infection of the newborn (763-768)	-	-	-	0	0	0	2	-	2	11.2	0	26.3
60 Other diseases peculiar to early infancy, and immaturity unqualified (769-776)	1	1	-	18.5	23.8	0	5	-	5	27.9	0	65.8
61 Senility, without mention of psychosis (794)	-	-	-	0	0	0	-	-	-	0	0	0
62 Ill-defined and unknown causes (780-793, 795)	-	-	-	0	0	0	2	-	2	11.2	0	26.3
63 Motor vehicle accidents (E810-E835)	-	-	-	0	0	0	1	-	1	5.6	0	13.2
64 All other accidents (E800-E802, E840-E962)	3	2	1	55.6	47.6	83.3	8	3	5	44.7	29.1	65.8
65 Suicide (E963, E970-E979)	-	-	-	0	0	0	-	-	-	0	0	0
66 Homicide (E964, E980-E985)	1	1	-	18.5	23.8	0	3	-	3	16.8	0	39.5
67 All other diseases (residual)	5	4	1	92.6	95.2	83.3	18	10	8	100.6	97.1	105.3

TABLE XIII VITAL STATISTICS, BY COUNTY, BY RACE, GEORGIA, 1961

ITEM	HOUSTON						IRWIN					
	Number			Rate or Ratio *			Number			Rate or Ratio *		
	Total	White	Non-White	Total	White	Non-White	Total	White	Non-White	Total	White	Non-White
1 Estimated population as of July 1	38,900	30,600	8,300				9,300	5,800	3,500			
<b>LIVE BIRTHS</b>												
2 Total	1,425	1,043	382	36.6	34.1	46.0	219	87	132	23.5	15.0	37.7
3 Delivered in hospital	1,357	1,041	316	95.2%	99.8%	82.7%	149	87	62	68.0%	100.0%	47.0%
4 Delivered in home by physician	17	1	16	1.2%	0.1%	4.2%	1	—	1	0.5%	0%	0.8%
5 Delivered in home by midwife	51	1	50	3.6%	0.1%	13.1%	69	—	69	31.5%	0%	52.3%
6 Other deliveries	—	—	—	0%	0%	0%	—	—	—	0%	0%	0%
7 Immature births	125	72	53	87.7	69.0	138.7	14	5	9	63.9	57.5	68.2
8 Live births to unwed mothers	74	4	70	51.9	3.8	183.2	41	3	38	187.2	34.5	287.9
<b>FETAL DEATHS</b>												
9 Total	29	26	3	20.4	24.9	7.9	14	2	12	63.9	23.0	90.9
10 Under 20 weeks gestation	10	10	—	7.0	9.6	0	5	2	3	22.8	23.0	22.7
11 20-27 weeks gestation	9	8	1	6.3	7.7	2.6	4	—	4	18.3	0	30.3
12 28 weeks and more	8	6	2	5.6	5.8	5.2	5	—	5	22.8	0	37.9
13 Unknown length of gestation	2	2	—	1.4	1.9	0	—	—	—	0	0	0
<b>DEATHS</b>												
14 Total, all ages	251	152	99	645.2	496.7	1192.8	68	41	27	731.2	706.9	771.4
15 Under 1 year	41	21	20	28.8	20.1	52.4	3	1	2	13.7	11.5	15.2
16 Under 28 days	29	16	13	20.4	15.3	34.0	3	1	2	13.7	11.5	15.2
17 Deaths from immaturity	6	2	4	4.2	1.9	10.5	1	—	1	4.6	0	7.6
18 1-4 years **	9	6	3	—	—	—	1	1	—	—	—	—
19 Maternal deaths	2	1	1	14.0	9.6	26.2	—	—	—	0	0	0
<b>CAUSE OF DEATH</b>												
20 Tuberculosis, all forms (001-019)	1	—	1	2.6	0	12.0	2	1	1	21.5	17.2	28.6
21 Syphilis and its sequelae (020-029)	—	—	—	0	0	0	—	—	—	0	0	0
22 Typhoid fever (040)	—	—	—	0	0	0	—	—	—	0	0	0
23 Dysentery, all forms (045-048)	—	—	—	0	0	0	—	—	—	0	0	0
24 Scarlet fever (050)	—	—	—	0	0	0	—	—	—	0	0	0
25 Streptococcal sore throat (051)	—	—	—	0	0	0	—	—	—	0	0	0
26 Diphtheria (055)	—	—	—	0	0	0	—	—	—	0	0	0
27 Whooping cough (056)	—	—	—	0	0	0	—	—	—	0	0	0
28 Meningococcal infections (057)	—	—	—	0	0	0	—	—	—	0	0	0
29 Acute poliomyelitis (080)	—	—	—	0	0	0	—	—	—	0	0	0
30 Acute infectious encephalitis (082)	1	1	—	2.6	3.3	0	—	—	—	0	0	0
31 Smallpox (084)	—	—	—	0	0	0	—	—	—	0	0	0
32 Measles (085)	—	—	—	0	0	0	—	—	—	0	0	0
33 Typhus and other rickettsial diseases (100-103, 105-108)	—	—	—	0	0	0	—	—	—	0	0	0
34 Rocky Mountain spotted fever (104)	—	—	—	0	0	0	—	—	—	0	0	0
35 Malaria (110-117)	—	—	—	0	0	0	—	—	—	0	0	0
36 All other diseases classified as infective and parasitic (030-039, 041-044, 049, 052-054, 059-074, 081, 083, 086-096, 120-138)	1	1	—	2.6	3.3	0	1	1	—	10.8	17.2	0
37 Malignant neoplasms, including neoplasms of lymphatic and haematopoietic tissues (140-205)	28	19	9	72.0	62.1	108.4	16	9	7	172.0	155.2	200.0
38 Benign and unspecified neoplasms (210-239)	—	—	—	0	0	0	1	1	—	10.8	17.2	0
39 Diabetes mellitus (260)	4	2	2	10.3	6.5	24.1	—	—	—	0	0	0
40 Pellagra (281)	—	—	—	0	0	0	—	—	—	0	0	0
41 Anemias (290-293)	—	—	—	0	0	0	—	—	—	0	0	0
42 Vascular lesions affecting central nervous system (330-334)	30	13	17	77.1	42.5	204.8	13	8	5	139.8	137.9	142.9
43 Nonmeningococcal meningitis (340)	—	—	—	0	0	0	—	—	—	0	0	0
44 Rheumatic fever (400-402)	—	—	—	0	0	0	—	—	—	0	0	0
45 Heart diseases (410-443)	79	54	25	203.1	176.5	301.2	23	13	10	247.3	224.1	285.7
46 Hypertension without mention of heart (444-447)	1	1	—	2.6	3.3	0	—	—	—	0	0	0
47 Influenza and pneumonia (480-483, 490-493)	11	3	8	28.3	9.8	96.4	2	1	1	21.5	17.2	28.6
48 Bronchitis (500-502)	1	1	—	2.6	3.3	0	—	—	—	0	0	0
49 Ulcer of stomach and duodenum (540, 541)	2	1	1	5.1	3.3	12.0	—	—	—	0	0	0
50 Appendicitis (550-553)	—	—	—	0	0	0	—	—	—	0	0	0
51 Intestinal obstruction and hernia (560, 561, 570)	3	2	1	7.7	6.5	12.0	—	—	—	0	0	0
52 Gastritis, duodenitis, enteritis and colitis (except diarrhea of the newborn) (543, 571, 572)	3	2	1	7.7	6.5	12.0	—	—	—	0	0	0
53 Cirrhosis of liver (581)	1	1	—	2.6	3.3	0	1	—	—	10.8	17.2	0
54 Nephritis and nephrosis (590-594)	1	—	1	2.6	0	12.0	—	—	—	0	0	0
55 Hyperplasia of prostate (610)	—	—	—	0	0	0	—	—	—	0	0	0
56 Complications of pregnancy, childbirth and the puerperium (640-652, 670-689)	2	1	1	5.1	3.3	12.0	—	—	—	0	0	0
57 Congenital malformations (750-759)	5	4	1	12.9	13.1	2.0	—	—	—	0	0	0
58 Birth injuries, postnatal asphyxia and atelectasis (760-762)	13	9	4	33.4	29.4	48.2	1	1	—	10.8	17.2	0
59 Infection of the newborn (763-768)	2	—	2	5.1	0	24.1	—	—	—	0	0	0
60 Other diseases peculiar to early infancy, and immaturity unqualified (769-776)	9	4	5	23.1	13.1	60.2	1	—	1	10.8	0	28.6
61 Senility, without mention of psychosis (794)	—	—	—	0	0	0	1	1	—	10.8	17.2	0
62 Ill-defined and unknown causes (780-793, 795)	—	—	—	0	0	0	1	—	1	10.8	0	28.6
63 Motor vehicle accidents (E810-E835)	8	7	1	20.6	22.9	12.0	—	—	—	0	0	0
64 All other accidents (E800-E802, E840-E962)	16	5	11	41.1	16.3	132.5	1	1	—	10.8	17.2	0
65 Suicide (E963, E970-E979)	5	4	1	12.9	13.1	12.0	—	—	—	0	0	0
66 Homicide (E964, E980-E985)	4	1	3	10.3	3.3	36.1	—	—	—	0	0	0
67 All other diseases (residual)	20	16	4	51.4	52.3	48.2	4	3	1	43.0	51.7	28.6

TABLE XIII VITAL STATISTICS, BY COUNTY, BY RACE, GEORGIA, 1961

ITEM	JACKSON						JASPER					
	Number			Rate or Ratio *			Number			Rate or Ratio *		
	Total	White	Non-White	Total	White	Non-White	Total	White	Non-White	Total	White	Non-White
1 Estimated population as of July 1	18,800	16,400	2,400				6,100	2,800	3,300			
<b>LIVE BIRTHS</b>												
2 Total	443	369	74	23.6	22.5	30.8	138	29	109	22.6	10.4	33.0
3 Delivered in hospital	421	365	56	95.0%	98.9%	75.7%	75	29	46	54.3%	100.0%	42.2%
4 Delivered in home by physician				0%	0%	0%	2		2	1.4%	0%	1.8%
5 Delivered in home by midwife	22	4	18	5.0%	1.1%	24.3%	61		61	44.2%	0%	56.0%
6 Other deliveries				0%	0%	0%				0%	0%	0%
7 Immature births	40	29	11	90.3	78.6	148.6	13		13	94.2	0	119.3
8 Live births to unwed mothers	10	4	6	22.6	10.8	81.1	31		31	224.6	0	284.4
<b>FETAL DEATHS</b>												
9 Total	10	7	3	22.6	19.0	40.5	3	1	2	21.7	34.5	18.3
10 Under 20 weeks gestation				0	0	0	1		1	7.2	0	9.2
11 20-27 weeks gestation	3	2	1	6.8	5.4	13.5				0	0	0
12 28 weeks and more	6	4	2	13.5	10.8	27.0	2	1	1	14.5	34.5	9.2
13 Unknown length of gestation	1	1		2.3	2.7	0				0	0	0
<b>DEATHS</b>												
14 Total, all ages	158	141	17	840.4	859.8	708.3	69	40	29	1131.1	1428.6	878.8
15 Under 1 year	4	3	1	9.0	8.1	13.5	4	1	3	29.0	34.5	27.5
16 Under 28 days	2	2		4.5	5.4	0	4	1	3	29.0	34.5	27.5
17 Deaths from immaturity				0	0	0				0	0	0
18 1-4 years **	4	4										
19 Maternal deaths				0	0	0				0	0	0
<b>CAUSE OF DEATH</b>												
20 Tuberculosis, all forms (001-019)				0	0	0				0	0	0
21 Syphilis and its sequelae (020-029)				0	0	0				0	0	0
22 Typhoid fever (040)				0	0	0				0	0	0
23 Dysentery, all forms (045-048)				0	0	0				0	0	0
24 Scarlet fever (050)				0	0	0				0	0	0
25 Streptococcal sore throat (051)				0	0	0				0	0	0
26 Diphtheria (055)				0	0	0				0	0	0
27 Whooping cough (056)				0	0	0				0	0	0
28 Meningococcal infections (057)				0	0	0				0	0	0
29 Acute poliomyelitis (080)				0	0	0				0	0	0
30 Acute infectious encephalitis (082)				0	0	0				0	0	0
31 Smallpox (084)				0	0	0				0	0	0
32 Measles (085)				0	0	0				0	0	0
33 Typhus and other rickettsial diseases (100-103, 105-108)				0	0	0				0	0	0
34 Rocky Mountain spotted fever (104)				0	0	0				0	0	0
35 Malaria (110-117)				0	0	0				0	0	0
36 All other diseases classified as infective and parasitic (030-039, 041-044, 049, 052-054, 059-074, 081, 083, 086-096, 120-138)				0	0	0				0	0	0
37 Malignant neoplasms, including neoplasms of lymphatic and haemopoietic tissues (140-205)	17	16	1	90.4	97.6	41.7	8	7	1	131.1	250.0	30.3
38 Benign and unspecified neoplasms (210-239)				0	0	0				0	0	0
39 Diabetes mellitus (260)	1		1	5.3	0	41.7	1	1		16.4	35.7	0
40 Pellagra (281)				0	0	0				0	0	0
41 Anemias (290-293)	2	2		10.6	12.2	0				0	0	0
42 Vascular lesions affecting central nervous system (330-334)	21	18	3	111.7	109.8	125.0	17	9	8	278.7	321.4	242.4
43 Nonmeningococcal meningitis (340)				0	0	0				0	0	0
44 Rheumatic fever (400-402)				0	0	0				0	0	0
45 Heart diseases (410-443)	68	64	4	361.7	390.2	166.7	25	15	10	409.8	535.7	303.0
46 Hypertension without mention of heart (444-447)	2	2		10.6	12.2	0	1		1	16.4	0	30.3
47 Influenza and pneumonia (480-483, 490-493)	4	3	1	21.3	18.3	41.7				0	0	0
48 Bronchitis (500-502)	1	1		5.3	6.1	0				0	0	0
49 Ulcer of stomach and duodenum (540, 541)	3	3		16.0	18.3	0				0	0	0
50 Appendicitis (550-553)				0	0	0				0	0	0
51 Intestinal obstruction and hernia (560, 561, 570)	1	1		5.3	6.1	0	1	1		16.4	35.7	0
52 Gastritis, duodenitis, enteritis and colitis (except diarrhea of the newborn) (543, 571, 572)	1	1		5.3	6.1	0				0	0	0
53 Cirrhosis of liver (581)	3	2	1	16.0	12.2	41.7				0	0	0
54 Nephritis and nephrosis (590-594)	1		1	5.3	0	41.7	1		1	16.4	0	30.3
55 Hyperplasia of prostate (610)				0	0	0				0	0	0
56 Complications of pregnancy, childbirth and the puerperium (640-652, 670-689)				0	0	0				0	0	0
57 Congenital malformations (750-759)	1	1		5.3	6.1	0				0	0	0
58 Birth injuries, postnatal asphyxia and atelectasis (760-762)	1	1		5.3	6.1	0				0	0	0
59 Infection of the newborn (763-768)				0	0	0	3	1	2	49.2	35.7	60.6
60 Other diseases peculiar to early infancy, and immaturity unqualified (769-776)				0	0	0	1		1	16.4	0	30.3
61 Senility, without mention of psychosis (794)				0	0	0				0	0	0
62 Ill-defined and unknown causes (780-793, 795)	3	3		16.0	18.3	0				0	0	0
63 Motor vehicle accidents (E810-E835)	4	3	1	21.3	18.3	41.7	2		2	32.8	0	60.6
64 All other accidents (E800-E802, E840-E962)	6	6		31.9	36.6	0	2	2		32.8	71.4	0
65 Suicide (E963, E970-E979)	2	2		10.6	12.2	0				0	0	0
66 Homicide (E964, E980-E985)	3		3	16.0	0	125.0	2	1	1	32.8	35.7	30.3
67 All other diseases (residual)	13	12	1	69.1	73.2	41.7	5	3	2	82.0	107.1	60.6

TABLE XIII VITAL STATISTICS, BY COUNTY, BY RACE, GEORGIA, 1961

ITEM	JEFF DAVIS						JEFFERSON						
	Number			Rate or Ratio *			Number			Rate or Ratio *			
	Total	White	Non-White	Total	White	Non-White	Total	White	Non-White	Total	White	Non-White	
1 Estimated population as of July 1	9,000	7,200	1,800				17,500	7,600	9,900				1
<b>LIVE BIRTHS</b>													
2 Total	229	178	51	25.4	24.7	28.3	453	121	332	25.9	15.9	33.5	2
3 Delivered in hospital	165	158	7	72.1%	88.8%	13.7%	266	120	146	58.7%	99.2%	44.0%	3
4 Delivered in home by physician	24	19	5	10.5%	10.7%	9.8%	15	1	14	3.3%	0.8%	4.2%	4
5 Delivered in home by midwife	40	1	39	17.5%	0.6%	76.5%	169	—	169	37.3%	0%	50.9%	5
6 Other deliveries	—	—	—	0%	0%	0%	3	—	3	0.7%	0%	0.9%	6
7 Immature births	18	11	7	78.6	61.8	137.3	46	9	37	101.5	74.4	111.4	7
8 Live births to unwed mothers	15	6	9	65.5	33.7	176.5	86	—	86	189.8	0	259.0	8
<b>FETAL DEATHS</b>													
9 Total	3	2	1	13.1	11.2	19.6	12	4	8	26.5	33.1	24.1	9
10 Under 20 weeks gestation	—	—	—	0	0	0	2	2	—	4.4	16.5	0	10
11 20-27 weeks gestation	—	—	—	0	0	0	5	1	4	11.0	8.3	12.0	11
12 28 weeks and more	2	2	—	8.7	11.2	0	5	1	4	11.0	8.3	12.0	12
13 Unknown length of gestation	1	—	1	4.4	0	19.6	—	—	—	0	0	0	13
<b>DEATHS</b>													
14 Total, all ages	67	54	13	744.4	750.0	722.2	165	75	90	942.9	986.8	909.1	14
15 Under 1 year	9	6	3	39.3	33.7	58.8	11	4	7	24.3	33.1	21.1	15
16 Under 28 days	1	1	—	4.4	5.6	0	6	2	4	13.2	16.5	12.0	16
17 Deaths from immaturity	—	—	—	0	0	0	4	1	3	8.8	8.3	9.0	17
18 1-4 years * *	1	1	—	—	—	—	1	—	1	—	—	—	18
19 Maternal deaths	—	—	—	0	0	0	1	—	1	22.1	0	30.1	19
<b>CAUSE OF DEATH</b>													
20 Tuberculosis, all forms (001-019)	—	—	—	0	0	0	—	—	—	0	0	0	20
21 Syphilis and its sequelae (020-029)	—	—	—	0	0	0	—	—	—	0	0	0	21
22 Typhoid fever (040)	—	—	—	0	0	0	—	—	—	0	0	0	22
23 Dysentery, all forms (045-048)	—	—	—	0	0	0	—	—	—	0	0	0	23
24 Scarlet fever (050)	—	—	—	0	0	0	—	—	—	0	0	0	24
25 Streptococcal sore throat (051)	—	—	—	0	0	0	—	—	—	0	0	0	25
26 Diphtheria (055)	—	—	—	0	0	0	—	—	—	0	0	0	26
27 Whooping cough (056)	—	—	—	0	0	0	1	—	1	5.7	0	10.1	27
28 Meningococcal infections (057)	1	1	—	11.1	13.9	0	—	—	—	0	0	0	28
29 Acute poliomyelitis (080)	—	—	—	0	0	0	—	—	—	0	0	0	29
30 Acute infectious encephalitis (082)	—	—	—	0	0	0	—	—	—	0	0	0	30
31 Smallpox (084)	—	—	—	0	0	0	—	—	—	0	0	0	31
32 Measles (085)	—	—	—	0	0	0	—	—	—	0	0	0	32
33 Typhus and other rickettsial diseases (100-103, 105-108)	—	—	—	0	0	0	—	—	—	0	0	0	33
34 Rocky Mountain spotted fever (104)	—	—	—	0	0	0	—	—	—	0	0	0	34
35 Malaria (110-117)	—	—	—	0	0	0	—	—	—	0	0	0	35
36 All other diseases classified as infective and parasitic (030-039, 041-044, 049, 052-054, 059-074, 081, 083, 086-096, 120-138)	—	—	—	0	0	0	—	—	—	0	0	0	36
37 Malignant neoplasms, including neoplasms of lymphatic and haematopoietic tissues (140-205)	6	6	—	66.7	83.3	0	22	12	10	125.7	157.9	101.0	37
38 Benign and unspecified neoplasms (210-239)	—	—	—	0	0	0	—	—	—	0	0	0	38
39 Diabetes mellitus (260)	1	—	1	11.1	0	55.6	3	—	3	17.1	0	30.3	39
40 Pellagra (281)	—	—	—	0	0	0	—	—	—	0	0	0	40
41 Anemias (290-293)	—	—	—	0	0	0	—	—	—	0	0	0	41
42 Vascular lesions affecting central nervous system (330-334)	11	10	1	122.2	138.9	55.6	37	18	19	211.4	236.8	191.9	42
43 Nonmeningococcal meningitis (340)	—	—	—	0	0	0	—	—	—	0	0	0	43
44 Rheumatic fever (400-402)	—	—	—	0	0	0	—	—	—	0	0	0	44
45 Heart diseases (410-443)	23	18	5	255.6	250.0	277.8	49	25	24	280.0	328.9	242.4	45
46 Hypertension without mention of heart (444-447)	—	—	—	0	0	0	1	—	1	5.7	0	10.1	46
47 Influenza and pneumonia (480-483, 490-493)	7	6	1	77.8	83.3	55.6	7	5	2	40.0	65.8	20.2	47
48 Bronchitis (500-502)	—	—	—	0	0	0	—	—	—	0	0	0	48
49 Ulcer of stomach and duodenum (540, 541)	1	1	—	11.1	13.9	0	—	—	—	0	0	0	49
50 Appendicitis (550-553)	—	—	—	0	0	0	—	—	—	0	0	0	50
51 Intestinal obstruction and hernia (560, 561, 570)	2	2	—	22.2	27.8	0	1	1	—	5.7	13.2	0	51
52 Gastritis, duodenitis, enteritis and colitis (except diarrhea of the newborn) (543, 571, 572)	2	2	—	22.2	27.8	0	—	—	—	0	0	0	52
53 Cirrhosis of liver (581)	1	—	1	11.1	0	55.6	1	—	1	5.7	0	10.1	53
54 Nephritis and nephrosis (590-594)	—	—	—	0	0	0	2	—	2	11.4	0	20.2	54
55 Hyperplasia of prostate (610)	—	—	—	0	0	0	1	—	1	5.7	0	10.1	55
56 Complications of pregnancy, childbirth and the puerperium (640-652, 670-689)	—	—	—	0	0	0	1	—	1	5.7	0	10.1	56
57 Congenital malformations (750-759)	1	1	—	11.1	13.9	0	2	1	1	11.4	13.2	10.1	57
58 Birth injuries, postnatal asphyxia and atelectasis (760-762)	—	—	—	0	0	0	1	1	—	5.7	13.2	0	58
59 Infection of the newborn (763-768)	—	—	—	0	0	0	—	—	—	0	0	0	59
60 Other diseases peculiar to early infancy, and immaturity unqualified (769-776)	—	—	—	0	0	0	6	1	5	34.3	13.2	50.5	60
61 Senility, without mention of psychosis (794)	—	—	—	0	0	0	2	—	2	11.4	0	20.2	61
62 Ill-defined and unknown causes (780-793, 795)	2	—	2	22.2	0	111.1	2	—	2	11.4	0	20.2	62
63 Motor vehicle accidents (E810-E835)	5	5	—	55.6	69.4	0	2	—	2	11.4	0	20.2	63
64 All other accidents (E800-E802, E840-E962)	—	—	—	0	0	0	6	2	4	34.3	26.3	40.4	64
65 Suicide (E963, E970-E979)	—	—	—	0	0	0	1	1	—	5.7	13.2	0	65
66 Homicide (E964, E980-E985)	1	—	1	11.1	0	55.6	2	—	2	11.4	0	20.2	66
67 All other diseases (residual)	3	2	1	33.3	27.8	55.6	15	8	7	85.7	105.3	70.7	67

TABLE XIII VITAL STATISTICS, BY COUNTY, BY RACE, GEORGIA, 1961

ITEM	JENKINS						JOHNSON					
	Number			Rate or Ratio *			Number			Rate or Ratio *		
	Total	White	Non-White	Total	White	Non-White	Total	White	Non-White	Total	White	Non-White
1 Estimated population as of July 1	9,300	4,700	4,600				8,100	5,400	2,700			
<b>LIVE BIRTHS</b>												
2 Total	280	92	188	30.1	19.6	40.9	176	84	92	21.7	15.6	34.1
3 Delivered in hospital	111	82	29	39.6%	89.1%	15.4%	95	82	13	54.0%	97.6%	14.1%
4 Delivered in home by physician	45	7	38	16.1%	7.6%	20.2%	5	1	4	2.8%	1.2%	4.3%
5 Delivered in home by midwife	124	3	121	44.3%	3.3%	64.4%	75	-	75	42.6%	0%	81.5%
6 Other deliveries	-	-	-	0%	0%	0%	1	1	-	0.6%	1.2%	0%
7 Immature births	16	2	14	57.1	21.7	74.5	15	7	8	85.2	83.3	87.0
8 Live births to unwed mothers	43	-	43	153.6	0	228.7	37	2	35	210.2	23.8	380.4
<b>FETAL DEATHS</b>												
9 Total	4	3	1	14.3	32.6	5.3	7	3	4	39.8	35.7	43.5
10 Under 20 weeks gestation	1	-	1	3.6	0	5.3	2	1	1	11.4	11.9	10.9
11 20-27 weeks gestation	1	1	-	3.6	10.9	0	-	-	-	0	0	0
12 28 weeks and more	2	2	-	7.1	21.7	0	4	2	2	22.7	23.8	21.7
13 Unknown length of gestation	-	-	-	0	0	0	1	-	1	5.7	0	10.9
<b>DEATHS</b>												
14 Total, all ages	87	45	42	935.5	957.4	913.0	93	65	28	1148.1	1203.7	1037.0
15 Under 1 year	5	1	4	17.9	10.9	21.3	3	1	2	17.0	11.9	21.7
16 Under 28 days	4	1	3	14.3	10.9	16.0	1	1	-	5.7	11.9	0
17 Deaths from immaturity	1	1	-	3.6	10.9	0	1	1	-	5.7	11.9	0
18 1-4 years **	-	-	-	-	-	-	2	1	1	-	-	-
19 Maternal deaths	1	-	1	35.7	0	53.2	-	-	-	0	0	0
<b>CAUSE OF DEATH</b>												
20 Tuberculosis, all forms (001-019)	-	-	-	0	0	0	-	-	-	0	0	0
21 Syphilis and its sequelae (020-029)	-	-	-	0	0	0	-	-	-	0	0	0
22 Typhoid fever (040)	-	-	-	0	0	0	-	-	-	0	0	0
23 Dysentery, all forms (045-048)	-	-	-	0	0	0	-	-	-	0	0	0
24 Scarlet fever (050)	-	-	-	0	0	0	-	-	-	0	0	0
25 Streptococcal sore throat (051)	-	-	-	0	0	0	-	-	-	0	0	0
26 Diphtheria (055)	-	-	-	0	0	0	-	-	-	0	0	0
27 Whooping cough (056)	-	-	-	0	0	0	-	-	-	0	0	0
28 Meningococcal infections (057)	-	-	-	0	0	0	-	-	-	0	0	0
29 Acute poliomyelitis (080)	-	-	-	0	0	0	-	-	-	0	0	0
30 Acute infectious encephalitis (082)	-	-	-	0	0	0	-	-	-	0	0	0
31 Smallpox (084)	-	-	-	0	0	0	-	-	-	0	0	0
32 Measles (085)	-	-	-	0	0	0	-	-	-	0	0	0
33 Typhus and other rickettsial diseases (100-103, 105-108)	-	-	-	0	0	0	-	-	-	0	0	0
34 Rocky Mountain spotted fever (104)	-	-	-	0	0	0	-	-	-	0	0	0
35 Malaria (110-117)	-	-	-	0	0	0	-	-	-	0	0	0
36 All other diseases classified as infective and parasitic (030-039, 041-044, 049, 052-054, 059-074, 081, 083, 086-096, 120-138)	-	-	-	0	0	0	1	1	-	12.3	18.5	0
37 Malignant neoplasms, including neoplasms of lymphatic and haematopoietic tissues (140-205)	10	8	2	107.5	170.2	43.5	16	11	5	197.5	203.7	185.2
38 Benign and unspecified neoplasms (210-239)	-	-	-	0	0	0	1	-	1	12.3	0	37.0
39 Diabetes mellitus (260)	-	-	-	0	0	0	-	-	-	0	0	0
40 Pellagra (281)	-	-	-	0	0	0	-	-	-	0	0	0
41 Anemias (290-293)	-	-	-	0	0	0	-	-	-	0	0	0
42 Vascular lesions affecting central nervous system (330-334)	24	11	13	258.1	234.0	282.6	11	7	4	135.8	129.6	148.1
43 Nonmeningococcal meningitis (340)	-	-	-	0	0	0	-	-	-	0	0	0
44 Rheumatic fever (400-402)	-	-	-	0	0	0	-	-	-	0	0	0
45 Heart diseases (410-443)	21	14	7	225.8	297.9	152.2	33	25	8	407.4	463.0	296.3
46 Hypertension without mention of heart (444-447)	1	1	-	10.8	21.3	0	-	-	-	0	0	0
47 Influenza and pneumonia (480-483, 490-493)	4	2	2	43.0	42.6	43.5	5	1	4	61.7	18.5	148.1
48 Bronchitis (500-502)	-	-	-	0	0	0	-	-	-	0	0	0
49 Ulcer of stomach and duodenum (540, 541)	-	-	-	0	0	0	-	-	-	0	0	0
50 Appendicitis (550-553)	-	-	-	0	0	0	-	-	-	0	0	0
51 Intestinal obstruction and hernia (560, 561, 570)	-	-	-	0	0	0	1	1	-	12.3	18.5	0
52 Gastritis, duodenitis, enteritis and colitis (except diarrhea of the newborn) (543, 571, 572)	-	-	-	0	0	0	-	-	-	0	0	0
53 Cirrhosis of liver (581)	1	1	-	10.8	21.3	0	1	1	-	12.3	18.5	0
54 Nephritis and nephrosis (590-594)	1	1	-	10.8	21.3	0	2	2	-	24.7	37.0	0
55 Hyperplasia of prostate (610)	-	-	-	0	0	0	-	-	-	0	0	0
56 Complications of pregnancy, childbirth and the puerperium (640-652, 670-689)	1	-	1	10.8	0	21.7	-	-	-	0	0	0
57 Congenital malformations (750-759)	-	-	-	0	0	0	1	-	1	12.3	0	37.0
58 Birth injuries, postnatal asphyxia and atelectasis (760-762)	2	-	2	21.5	0	43.5	-	-	-	0	0	0
59 Infection of the newborn (763-768)	1	-	1	10.8	0	21.7	-	-	-	0	0	0
60 Other diseases peculiar to early infancy, and immaturity unqualified (769-776)	1	1	-	10.8	21.3	0	1	1	-	12.3	18.5	0
61 Senility, without mention of psychosis (794)	-	-	-	0	0	0	-	-	-	0	0	0
62 Ill-defined and unknown causes (780-793, 795)	9	-	9	96.8	0	195.7	-	-	-	0	0	0
63 Motor vehicle accidents (E810-E835)	1	1	-	10.8	21.3	0	6	5	1	74.1	92.6	37.0
64 All other accidents (E800-E802, E840-E962)	4	3	1	43.0	63.8	21.7	2	2	-	24.7	37.0	0
65 Suicide (E963, E970-E979)	-	-	-	0	0	0	-	-	-	0	0	0
66 Homicide (E964, E980-E985)	2	-	2	21.5	0	43.5	2	1	1	24.7	18.5	37.0
67 All other diseases (residual)	4	2	2	43.0	42.6	43.5	10	7	3	123.5	129.6	111.1

TABLE XIII VITAL STATISTICS, BY COUNTY, BY RACE, GEORGIA, 1961

ITEM	JONES						LAMAR					
	Number			Rate or Ratio *			Number			Rate or Ratio *		
	Total	White	Non-White	Total	White	Non-White	Total	White	Non-White	Total	White	Non-White
1 Estimated population as of July 1	8,600	4,300	4,300				10,200	6,200	4,000			
<b>LIVE BIRTHS</b>												
2 Total	207	80	127	24.1	18.6	29.5	257	114	143	25.2	18.4	35.8
3 Delivered in hospital	158	80	78	76.3%	100.0%	61.4%	240	114	126	93.4%	100.0%	88.1%
4 Delivered in home by physician	1	—	1	0.5%	0%	0.8%	1	—	1	0.4%	0%	0.7%
5 Delivered in home by midwife	48	—	48	23.2%	0%	37.8%	16	—	16	6.2%	0%	11.2%
6 Other deliveries	—	—	—	0%	0%	0%	—	—	—	0%	0%	0%
7 Immature births	11	5	6	53.1	62.5	47.2	16	3	13	62.3	26.3	90.9
8 Live births to unwed mothers	24	1	23	115.9	12.5	181.1	27	2	25	105.1	17.5	174.8
<b>FETAL DEATHS</b>												
9 Total	2	1	1	9.7	12.5	7.9	6	3	3	23.3	26.3	21.0
10 Under 20 weeks gestation	2	1	1	9.7	12.5	7.9	3	2	1	11.7	17.5	7.0
11 20-27 weeks gestation	—	—	—	0	0	0	2	1	1	7.8	8.8	7.0
12 28 weeks and more	—	—	—	0	0	0	1	—	1	3.9	0	7.0
13 Unknown length of gestation	—	—	—	0	0	0	—	—	—	0	0	0
<b>DEATHS</b>												
14 Total, all ages	63	23	40	732.6	534.9	930.2	96	61	35	941.2	983.9	875.0
15 Under 1 year	6	1	5	29.0	12.5	39.4	8	2	6	31.1	17.5	42.0
16 Under 28 days	3	—	3	14.5	0	23.6	3	2	1	11.7	17.5	7.0
17 Deaths from immaturity	—	—	—	0	0	0	—	—	—	0	0	0
18 1-4 years **	—	—	—	0	0	0	—	—	—	0	0	0
19 Maternal deaths	—	—	—	0	0	0	—	—	—	0	0	0
<b>CAUSE OF DEATH</b>												
20 Tuberculosis, all forms (001-019)	—	—	—	0	0	0	1	—	1	9.8	0	25.0
21 Syphilis and its sequelae (020-029)	—	—	—	0	0	0	—	—	—	0	0	0
22 Typhoid fever (040)	—	—	—	0	0	0	—	—	—	0	0	0
23 Dysentery, all forms (045-048)	1	—	1	11.6	0	23.3	—	—	—	0	0	0
24 Scarlet fever (050)	—	—	—	0	0	0	—	—	—	0	0	0
25 Streptococcal sore throat (051)	—	—	—	0	0	0	—	—	—	0	0	0
26 Diphtheria (055)	—	—	—	0	0	0	—	—	—	0	0	0
27 Whooping cough (056)	—	—	—	0	0	0	—	—	—	0	0	0
28 Meningococcal infections (057)	—	—	—	0	0	0	—	—	—	0	0	0
29 Acute poliomyelitis (080)	—	—	—	0	0	0	—	—	—	0	0	0
30 Acute infectious encephalitis (082)	—	—	—	0	0	0	—	—	—	0	0	0
31 Smallpox (084)	—	—	—	0	0	0	—	—	—	0	0	0
32 Measles (085)	—	—	—	0	0	0	—	—	—	0	0	0
33 Typhus and other rickettsial diseases (100-103, 105-108)	—	—	—	0	0	0	—	—	—	0	0	0
34 Rocky Mountain spotted fever (104)	—	—	—	0	0	0	—	—	—	0	0	0
35 Malaria (110-117)	—	—	—	0	0	0	—	—	—	0	0	0
36 All other diseases classified as infective and parasitic (030-039, 041-044, 049, 052-054, 059-074, 081, 083, 086-096, 120-138)	—	—	—	0	0	0	—	—	—	0	0	0
37 Malignant neoplasms, including neoplasms of lymphatic and haematopoietic tissues (140-205)	9	1	8	104.7	23.3	186.0	8	5	3	78.4	80.6	75.0
38 Benign and unspecified neoplasms (210-239)	—	—	—	0	0	0	—	—	—	0	0	0
39 Diabetes mellitus (260)	—	—	—	0	0	0	3	1	2	29.4	16.1	50.0
40 Pellagra (281)	—	—	—	0	0	0	—	—	—	0	0	0
41 Anemias (290-293)	—	—	—	0	0	0	—	—	—	0	0	0
42 Vascular lesions affecting central nervous system (330-334)	10	4	6	116.3	93.0	139.5	16	10	6	156.9	161.3	150.0
43 Nonmeningococcal meningitis (340)	—	—	—	0	0	0	—	—	—	0	0	0
44 Rheumatic fever (400-402)	—	—	—	0	0	0	—	—	—	0	0	0
45 Heart diseases (410-443)	20	12	8	232.6	279.1	186.0	35	26	9	343.1	419.4	225.0
46 Hypertension without mention of heart (444-447)	—	—	—	0	0	0	2	1	1	19.6	16.1	25.0
47 Influenza and pneumonia (480-483, 490-493)	2	1	1	23.3	23.3	23.3	6	2	4	58.8	32.3	100.0
48 Bronchitis (500-502)	—	—	—	0	0	0	1	1	—	9.8	16.1	0
49 Ulcer of stomach and duodenum (540, 541)	—	—	—	0	0	0	1	1	—	9.8	16.1	0
50 Appendicitis (550-553)	—	—	—	0	0	0	—	—	—	0	0	0
51 Intestinal obstruction and hernia (560, 561, 570)	1	—	1	11.6	0	23.3	—	—	—	0	0	0
52 Gastritis, duodenitis, enteritis and colitis (except diarrhea of the newborn) (543, 571, 572)	1	—	1	11.6	0	23.3	2	—	2	19.6	0	50.0
53 Cirrhosis of liver (581)	—	—	—	0	0	0	1	1	—	9.8	16.1	0
54 Nephritis and nephrosis (590-594)	3	1	2	34.9	23.3	46.5	3	1	2	29.4	16.1	50.0
55 Hyperplasia of prostate (610)	1	—	1	11.6	0	23.3	—	—	—	0	0	0
56 Complications of pregnancy, childbirth and the puerperium (640-652, 670-689)	—	—	—	0	0	0	—	—	—	0	0	0
57 Congenital malformations (750-759)	1	—	1	11.6	0	23.3	—	—	—	0	0	0
58 Birth injuries, postnatal asphyxia and atelectasis (760-762)	1	—	1	11.6	0	23.3	3	2	1	29.4	32.3	25.0
59 Infection of the newborn (763-768)	—	—	—	0	0	0	—	—	—	0	0	0
60 Other diseases peculiar to early infancy, and immaturity unqualified (769-776)	—	—	—	0	0	0	—	—	—	0	0	0
61 Senility, without mention of psychosis (794)	—	—	—	0	0	0	—	—	—	0	0	0
62 Ill-defined and unknown causes (780-793, 795)	—	—	—	0	0	0	1	1	—	9.8	16.1	0
63 Motor vehicle accidents (E810-E835)	1	—	1	11.6	0	23.3	2	2	—	19.6	32.3	0
64 All other accidents (E800-E802, E840-E962)	6	2	4	69.8	46.5	93.0	2	—	2	19.6	0	50.0
65 Suicide (E963, E970-E979)	—	—	—	0	0	0	—	—	—	0	0	0
66 Homicide (E964, E980-E985)	3	—	3	34.9	0	69.8	1	1	—	9.8	16.1	0
67 All other diseases (residual)	3	2	1	34.9	46.5	23.3	8	6	2	78.4	96.8	50.0

TABLE XIII VITAL STATISTICS, BY COUNTY, BY RACE, GEORGIA, 1961

ITEM	LANIER						LAURENS					
	Number			Rate or Ratio *			Number			Rate or Ratio %		
	Total	White	Non-White	Total	White	Non-White	Total	White	Non-White	Total	White	Non-White
1 Estimated population as of July 1	5,100	3,600	1,500				31,300	20,000	11,300			
<b>LIVE BIRTHS</b>												
2 Total	103	59	44	20.2	16.4	29.3	815	429	386	26.0	21.5	34.2
3 Delivered in hospital	93	59	34	90.3%	100.0%	77.3%	645	427	218	79.1%	99.5%	56.5%
4 Delivered in home by physician	1	—	1	1.0%	0%	2.3%	27	1	26	3.3%	0.2%	6.7%
5 Delivered in home by midwife	9	—	9	8.7%	0%	20.5%	137	1	136	16.8%	0.2%	35.2%
6 Other deliveries	—	—	—	0%	0%	0%	6	—	6	0.7%	0%	1.6%
7 Immature births	7	4	3	68.0	67.8	68.2	67	30	37	82.2	69.9	95.9
8 Live births to unwed mothers	8	—	8	77.7	0	181.8	101	5	96	123.9	11.7	248.7
<b>FETAL DEATHS</b>												
9 Total	4	3	1	38.8	50.8	22.7	26	6	20	31.9	14.0	51.8
10 Under 20 weeks gestation	1	1	—	9.7	16.9	0	2	1	1	2.5	2.3	2.6
11 20-27 weeks gestation	—	—	—	0	0	0	11	1	10	13.5	2.3	25.9
12 28 weeks and more	3	2	1	29.1	33.9	22.7	13	4	9	16.0	9.3	23.3
13 Unknown length of gestation	—	—	—	0	0	0	—	—	—	0	0	0
<b>DEATHS</b>												
14 Total, all ages	45	33	12	882.4	916.7	800.0	303	168	135	968.1	840.0	1194.7
15 Under 1 year	1	1	—	9.7	16.9	0	37	8	29	45.4	18.6	75.1
16 Under 28 days	1	1	—	9.7	16.9	0	22	7	15	27.0	16.3	38.9
17 Deaths from immaturity	—	—	—	0	0	0	8	1	7	9.8	2.3	18.1
18 1-4 years **	—	—	—	—	—	—	2	—	2	—	—	—
19 Maternal deaths	—	—	—	0	0	0	—	—	—	0	0	0
<b>CAUSE OF DEATH</b>												
20 Tuberculosis, all forms (001-019)	1	1	—	19.6	27.8	0	1	—	1	3.2	0	8.8
21 Syphilis and its sequelae (020-029)	1	—	1	19.6	0	66.7	—	—	—	0	0	0
22 Typhoid fever (040)	—	—	—	0	0	0	—	—	—	0	0	0
23 Dysentery, all forms (045-048)	—	—	—	0	0	0	1	—	1	3.2	0	8.8
24 Scarlet fever (050)	—	—	—	0	0	0	—	—	—	0	0	0
25 Streptococcal sore throat (051)	—	—	—	0	0	0	—	—	—	0	0	0
26 Diphtheria (055)	—	—	—	0	0	0	—	—	—	0	0	0
27 Whooping cough (056)	—	—	—	0	0	0	—	—	—	0	0	0
28 Meningococcal infections (057)	—	—	—	0	0	0	—	—	—	0	0	0
29 Acute poliomyelitis (080)	—	—	—	0	0	0	—	—	—	0	0	0
30 Acute infectious encephalitis (082)	—	—	—	0	0	0	—	—	—	0	0	0
31 Smallpox (084)	—	—	—	0	0	0	—	—	—	0	0	0
32 Measles (085)	—	—	—	0	0	0	—	—	—	0	0	0
33 Typhus and other rickettsial diseases (100-103, 105-108)	—	—	—	0	0	0	—	—	—	0	0	0
34 Rocky Mountain spotted fever (104)	—	—	—	0	0	0	—	—	—	0	0	0
35 Malaria (110-117)	—	—	—	0	0	0	—	—	—	0	0	0
36 All other diseases classified as infective and parasitic (030-039, 041-044, 049, 052-054, 059-074, 081, 083, 086-096, 120-138)	—	—	—	0	0	0	1	1	—	3.2	5.0	0
37 Malignant neoplasms, including neoplasms of lymphatic and haemopoietic tissues (140-205)	9	9	—	176.5	250.0	0	34	22	12	108.6	110.0	106.2
38 Benign and unspecified neoplasms (210-239)	—	—	—	0	0	0	1	1	—	3.2	5.0	0
39 Diabetes mellitus (260)	—	—	—	0	0	0	1	1	—	3.2	5.0	0
40 Pellagra (281)	—	—	—	0	0	0	—	—	—	0	0	0
41 Anemias (290-293)	—	—	—	0	0	0	1	—	1	3.2	0	8.8
42 Vascular lesions affecting central nervous system (330-334)	6	5	1	117.6	138.9	66.7	30	15	15	95.8	75.0	132.7
43 Nonmeningococcal meningitis (340)	—	—	—	0	0	0	1	1	—	3.2	5.0	0
44 Rheumatic fever (400-402)	—	—	—	0	0	0	—	—	—	0	0	0
45 Heart diseases (410-443)	16	9	7	313.7	250.0	466.7	120	78	42	383.4	390.0	371.7
46 Hypertension without mention of heart (444-447)	—	—	—	0	0	0	2	—	2	6.4	0	17.7
47 Influenza and pneumonia (480-483, 490-493)	1	1	—	19.6	27.8	0	8	3	5	25.6	15.0	44.2
48 Bronchitis (500-502)	—	—	—	0	0	0	—	—	—	0	0	0
49 Ulcer of stomach and duodenum (540, 541)	—	—	—	0	0	0	4	3	1	12.8	15.0	8.8
50 Appendicitis (550-553)	—	—	—	0	0	0	—	—	—	0	0	0
51 Intestinal obstruction and hernia (560, 561, 570)	—	—	—	0	0	0	1	—	1	3.2	0	8.8
52 Gastritis, duodenitis, enteritis and colitis (except diarrhea of the newborn) (543, 571, 572)	—	—	—	0	0	0	4	2	2	12.8	10.0	17.7
53 Cirrhosis of liver (581)	—	—	—	0	0	0	2	1	1	6.4	5.0	8.8
54 Nephritis and nephrosis (590-594)	—	—	—	0	0	0	4	1	3	12.8	5.0	26.5
55 Hyperplasia of prostate (610)	—	—	—	0	0	0	—	—	—	0	0	0
56 Complications of pregnancy, childbirth and the puerperium (640-652, 670-689)	—	—	—	0	0	0	—	—	—	0	0	0
57 Congenital malformations (750-759)	—	—	—	0	0	0	—	—	—	0	0	0
58 Birth injuries, postnatal asphyxia and atelectasis (760-762)	1	1	—	19.6	27.8	0	7	3	4	22.4	15.0	35.4
59 Infection of the newborn (763-768)	—	—	—	0	0	0	—	—	—	0	0	0
60 Other diseases peculiar to early infancy, and immaturity unqualified (769-776)	—	—	—	0	0	0	17	4	13	54.3	20.0	115.0
61 Senility, without mention of psychosis (794)	—	—	—	0	0	0	—	—	—	0	0	0
62 Ill-defined and unknown causes (780-793, 795)	—	—	—	0	0	0	2	—	2	6.4	0	17.7
63 Motor vehicle accidents (E810-E835)	2	2	—	39.2	55.6	0	3	3	—	9.6	15.0	0
64 All other accidents (E800-E802, E840-E942)	3	1	2	58.8	27.8	133.3	14	5	9	44.7	25.0	79.6
65 Suicide (E963, E970-E979)	—	—	—	0	0	0	4	4	—	12.8	20.0	0
66 Homicide (E964, E980-E985)	1	1	—	19.6	27.8	0	9	—	9	28.8	0	79.6
67 All other diseases (residual)	4	3	1	78.4	83.3	66.7	31	20	11	99.0	100.0	97.3

TABLE XIII VITAL STATISTICS, BY COUNTY, BY RACE, GEORGIA, 1961

ITEM	LEE						LIBERTY						
	Number			Rate or Ratio *			Number			Rate or Ratio *			
	Total	White	Non-White	Total	White	Non-White	Total	White	Non-White	Total	White	Non-White	
1 Estimated population as of July 1	6,200	2,300	3,900				12,000	6,300	5,700				1
<b>LIVE BIRTHS</b>													
2 Total	153	38	115	24.7	16.5	29.5	332	176	156	27.7	27.9	27.4	2
3 Delivered in hospital	74	38	36	48.4%	100.0%	31.3%	244	176	68	73.5%	100.0%	43.6%	3
4 Delivered in home by physician	6	—	6	3.9%	0%	5.2%	4	—	4	1.2%	0%	2.6%	4
5 Delivered in home by midwife	73	—	73	47.7%	0%	63.5%	83	—	83	25.0%	0%	53.2%	5
6 Other deliveries	—	—	—	0%	0%	0%	1	—	1	0.3%	0%	0.6%	6
7 Immature births	10	1	9	65.4	26.3	78.3	30	12	18	90.4	68.2	115.4	7
8 Live births to unwed mothers	26	—	26	169.9	0	226.1	29	2	27	87.3	11.4	173.1	8
<b>FETAL DEATHS</b>													
9 Total	6	—	6	39.2	0	52.2	13	7	6	39.2	39.8	38.5	9
10 Under 20 weeks gestation	3	—	3	19.6	0	26.1	7	6	1	21.1	34.1	6.4	10
11 20-27 weeks gestation	1	—	1	6.5	0	8.7	1	—	1	3.0	0	6.4	11
12 28 weeks and more	2	—	2	13.1	0	17.4	5	1	4	15.1	5.7	25.6	12
13 Unknown length of gestation	—	—	—	0	0	0	—	—	—	0	0	0	13
<b>DEATHS</b>													
14 Total, all ages	52	17	35	838.7	739.1	897.4	105	38	67	875.0	603.2	1175.4	14
15 Under 1 year	3	—	3	19.6	0	26.1	16	6	10	48.2	34.1	64.1	15
16 Under 28 days	3	—	3	19.6	0	26.1	12	5	7	36.1	28.4	44.9	16
17 Deaths from immaturity	2	—	2	13.1	0	17.4	3	3	—	9.0	17.0	0	17
18 1-4 years * *	3	—	3	—	—	—	3	1	2	—	—	—	18
19 Maternal deaths	—	—	—	0	0	0	—	—	—	0	0	0	19
<b>CAUSE OF DEATH</b>													
20 Tuberculosis, all forms (001-019)	—	—	—	0	0	0	—	—	—	0	0	0	20
21 Syphilis and its sequelae (020-029)	—	—	—	0	0	0	—	—	—	0	0	0	21
22 Typhoid fever (040)	—	—	—	0	0	0	—	—	—	0	0	0	22
23 Dysentery, all forms (045-048)	—	—	—	0	0	0	—	—	—	0	0	0	23
24 Scarlet fever (050)	—	—	—	0	0	0	—	—	—	0	0	0	24
25 Streptococcal sore throat (051)	—	—	—	0	0	0	—	—	—	0	0	0	25
26 Diphtheria (055)	—	—	—	0	0	0	—	—	—	0	0	0	26
27 Whooping cough (056)	—	—	—	0	0	0	—	—	—	0	0	0	27
28 Meningococcal infections (057)	—	—	—	0	0	0	—	—	—	0	0	0	28
29 Acute poliomyelitis (080)	—	—	—	0	0	0	—	—	—	0	0	0	29
30 Acute infectious encephalitis (082)	—	—	—	0	0	0	—	—	—	0	0	0	30
31 Smallpox (084)	—	—	—	0	0	0	—	—	—	0	0	0	31
32 Measles (085)	—	—	—	0	0	0	—	—	—	0	0	0	32
33 Typhus and other rickettsial diseases (100-103, 105-108)	—	—	—	0	0	0	—	—	—	0	0	0	33
34 Rocky Mountain spotted fever (104)	—	—	—	0	0	0	—	—	—	0	0	0	34
35 Malaria (110-117)	—	—	—	0	0	0	—	—	—	0	0	0	35
36 All other diseases classified as infective and parasitic (030-039, 041-044, 049, 052-054, 059-074, 081, 083, 086-096, 120-138)	—	—	—	0	0	0	—	—	—	0	0	0	36
37 Malignant neoplasms, including neoplasms of lymphatic and haematopoietic tissues (140-205)	8	3	5	129.0	130.4	128.2	11	4	7	91.7	63.5	122.8	37
38 Benign and unspecified neoplasms (210-239)	1	—	1	16.1	0	25.6	—	—	—	0	0	0	38
39 Diabetes mellitus (260)	1	—	1	16.1	0	25.6	5	2	3	41.7	31.7	52.6	39
40 Pellagra (281)	—	—	—	0	0	0	—	—	—	0	0	0	40
41 Anemias (290-293)	—	—	—	0	0	0	—	—	—	0	0	0	41
42 Vascular lesions affecting central nervous system (330-334)	7	4	3	112.9	173.9	76.9	20	3	17	166.7	47.6	298.2	42
43 Nonmeningococcal meningitis (340)	—	—	—	0	0	0	2	—	2	16.7	0	35.1	43
44 Rheumatic fever (400-402)	—	—	—	0	0	0	—	—	—	0	0	0	44
45 Heart diseases (410-443)	17	8	9	274.2	347.8	230.8	29	13	16	241.7	206.3	280.7	45
46 Hypertension without mention of heart (444-447)	1	—	1	16.1	0	25.6	1	1	—	8.3	15.9	0	46
47 Influenza and pneumonia (480-483, 490-493)	1	—	1	16.1	0	25.6	2	—	2	16.7	0	35.1	47
48 Bronchitis (500-502)	—	—	—	0	0	0	—	—	—	0	0	0	48
49 Ulcer of stomach and duodenum (540, 541)	—	—	—	0	0	0	1	—	1	8.3	0	17.5	49
50 Appendicitis (550-553)	—	—	—	0	0	0	—	—	—	0	0	0	50
51 Intestinal obstruction and hernia (560, 561, 570)	1	—	1	16.1	0	25.6	—	—	—	0	0	0	51
52 Gastritis, duodenitis, enteritis and colitis (except diarrhea of the newborn) (543, 571, 572)	1	—	1	16.1	0	25.6	1	—	1	8.3	0	17.5	52
53 Cirrhosis of liver (581)	—	—	—	0	0	0	—	—	—	0	0	0	53
54 Nephritis and nephrosis (590-594)	—	—	—	0	0	0	1	1	—	8.3	15.9	0	54
55 Hyperplasia of prostate (610)	1	—	1	16.1	0	25.6	—	—	—	0	0	0	55
56 Complications of pregnancy, childbirth and the puerperium (640-652, 670-689)	—	—	—	0	0	0	—	—	—	0	0	0	56
57 Congenital malformations (750-759)	—	—	—	0	0	0	4	2	2	33.3	31.7	35.1	57
58 Birth injuries, postnatal asphyxia and atelectasis (760-762)	—	—	—	0	0	0	3	—	3	25.0	0	52.6	58
59 Infection of the newborn (763-768)	—	—	—	0	0	0	—	—	—	0	0	0	59
60 Other diseases peculiar to early infancy, and immaturity unqualified (769-776)	3	—	3	48.4	0	76.9	6	4	2	50.0	63.5	35.1	60
61 Senility, without mention of psychosis (794)	—	—	—	0	0	0	—	—	—	0	0	0	61
62 Ill-defined and unknown causes (780-793, 795)	1	—	1	16.1	0	25.6	—	—	—	0	0	0	62
63 Motor vehicle accidents (E810-E835)	2	—	2	32.3	0	51.3	3	1	2	25.0	15.9	35.1	63
64 All other accidents (E800-E802, E840-E862)	2	—	2	32.3	0	51.3	4	—	4	33.3	0	70.2	64
65 Suicide (E963, E970-E979)	2	—	2	32.3	87.0	0	—	—	—	0	0	0	65
66 Homicide (E964, E980-E985)	—	—	—	0	0	0	1	—	1	8.3	0	17.5	66
67 All other diseases (residual)	3	—	3	48.4	0	76.9	11	7	4	91.7	111.1	70.2	67



TABLE XIII VITAL STATISTICS, BY COUNTY, BY RACE, GEORGIA, 1961

ITEM	LINCOLN						LONG						
	Number			Rate or Ratio *			Number			Rate or Ratio *			
	Total	White	Non-White	Total	White	Non-White	Total	White	Non-White	Total	White	Non-White	
1 Estimated population as of July 1	5,900	3,000	2,900				3,900	2,600	1,300				1
<b>LIVE BIRTHS</b>													
2 Total	104	50	54	17.6	16.7	18.6	108	78	30	27.7	30.0	23.1	2
3 Delivered in hospital	47	38	9	45.2%	76.0%	16.7%	102	78	24	94.4%	100.0%	80.0%	3
4 Delivered in home by physician	54	12	42	51.9%	24.0%	77.8%	2	-	2	1.9%	0%	6.7%	4
5 Delivered in home by midwife	3	-	3	2.9%	0%	5.6%	3	-	3	2.8%	0%	10.0%	5
6 Other deliveries	-	-	0	0%	0%	0%	1	-	1	0.9%	0%	3.3%	6
7 Immature births	9	5	4	86.5	100.0	74.1	4	-	4	37.0	0	133.3	7
8 Live births to unwed mothers	4	-	4	38.5	0	74.1	13	5	8	120.4	64.1	266.7	8
<b>FETAL DEATHS</b>													
9 Total	1	-	1	9.6	0	18.5	3	2	1	27.8	25.6	33.3	9
10 Under 20 weeks gestation	-	-	-	0	0	0	1	1	-	9.3	12.8	0	10
11 20-27 weeks gestation	-	-	-	0	0	0	2	1	1	18.5	12.8	33.3	11
12 28 weeks and more	1	-	1	9.6	0	18.5	-	-	-	0	0	0	12
13 Unknown length of gestation	-	-	-	0	0	0	-	-	-	0	0	0	13
<b>DEATHS</b>													
14 Total, all ages	54	35	19	915.3	1166.7	655.2	32	19	13	820.5	730.8	1000.0	14
15 Under 1 year	3	2	1	28.8	40.0	18.5	4	-	4	37.0	0	133.3	15
16 Under 28 days	2	2	-	19.2	40.0	0	2	-	2	18.5	0	66.7	16
17 Deaths from immaturity	1	1	-	9.6	20.0	0	-	-	-	0	0	0	17
18 1-4 years **	1	-	1	-	-	-	-	-	-	-	-	-	18
19 Maternal deaths	-	-	-	0	0	0	-	-	-	0	0	0	19
<b>CAUSE OF DEATH</b>													
20 Tuberculosis, all forms (001-019)	-	-	-	0	0	0	-	-	-	0	0	0	20
21 Syphilis and its sequelae (020-029)	1	1	-	16.9	33.3	0	-	-	-	0	0	0	21
22 Typhoid fever (040)	-	-	-	0	0	0	-	-	-	0	0	0	22
23 Dysentery, all forms (045-048)	-	-	-	0	0	0	-	-	-	0	0	0	23
24 Scarlet fever (050)	-	-	-	0	0	0	-	-	-	0	0	0	24
25 Streptococcal sore throat (051)	-	-	-	0	0	0	-	-	-	0	0	0	25
26 Diphtheria (055)	-	-	-	0	0	0	-	-	-	0	0	0	26
27 Whooping cough (056)	-	-	-	0	0	0	-	-	-	0	0	0	27
28 Meningococcal infections (057)	-	-	-	0	0	0	-	-	-	0	0	0	28
29 Acute poliomyelitis (080)	-	-	-	0	0	0	-	-	-	0	0	0	29
30 Acute infectious encephalitis (082)	-	-	-	0	0	0	-	-	-	0	0	0	30
31 Smallpox (084)	-	-	-	0	0	0	-	-	-	0	0	0	31
32 Measles (085)	-	-	-	0	0	0	-	-	-	0	0	0	32
33 Typhus and other rickettsial diseases (100-103, 105-108)	-	-	-	0	0	0	-	-	-	0	0	0	33
34 Rocky Mountain spotted fever (104)	-	-	-	0	0	0	-	-	-	0	0	0	34
35 Malaria (110-117)	-	-	-	0	0	0	-	-	-	0	0	0	35
36 All other diseases classified as infective and parasitic (030-039, 041-044, 049, 052-054, 059-074, 081, 083, 086-096, 120-138)	-	-	-	0	0	0	1	1	-	25.6	38.5	0	36
37 Malignant neoplasms, including neoplasms of lymphatic and haemopoietic tissues (140-205)	9	3	6	152.5	100.0	206.9	3	2	1	76.9	76.9	76.9	37
38 Benign and unspecified neoplasms (210-239)	-	-	-	0	0	0	-	-	-	0	0	0	38
39 Diabetes mellitus (260)	-	-	-	0	0	0	1	1	-	25.6	38.5	0	39
40 Pellagra (281)	-	-	-	0	0	0	-	-	-	0	0	0	40
41 Anemias (290-293)	-	-	-	0	0	0	1	1	-	25.6	38.5	0	41
42 Vascular lesions affecting central nervous system (330-334)	5	5	-	84.7	166.7	0	5	2	3	128.2	76.9	230.8	42
43 Nonmeningococcal meningitis (340)	-	-	-	0	0	0	-	-	-	0	0	0	43
44 Rheumatic fever (400-402)	-	-	-	0	0	0	-	-	-	0	0	0	44
45 Heart diseases (410-443)	15	10	5	254.2	333.3	172.4	11	7	4	282.1	269.2	307.7	45
46 Hypertension without mention of heart (444-447)	-	-	-	0	0	0	-	-	-	0	0	0	46
47 Influenza and pneumonia (480-483, 490-493)	-	-	-	0	0	0	-	-	-	0	0	0	47
48 Bronchitis (500-502)	-	-	-	0	0	0	-	-	-	0	0	0	48
49 Ulcer of stomach and duodenum (540, 541)	-	-	-	0	0	0	1	1	-	25.6	38.5	0	49
50 Appendicitis (550-553)	-	-	-	0	0	0	-	-	-	0	0	0	50
51 Intestinal obstruction and hernia (560, 561, 570)	1	1	-	16.9	33.3	0	-	-	-	0	0	0	51
52 Gastritis, duodenitis, enteritis and colitis (except diarrhea of the newborn) (543, 571, 572)	1	-	1	16.9	0	34.5	-	-	-	0	0	0	52
53 Cirrhosis of liver (581)	1	1	-	16.9	33.3	0	-	-	-	0	0	0	53
54 Nephritis and nephrosis (590-594)	1	1	1	16.9	0	34.5	-	-	-	0	0	0	54
55 Hyperplasia of prostate (610)	-	-	-	0	0	0	-	-	-	0	0	0	55
56 Complications of pregnancy, childbirth and the puerperium (640-652, 670-689)	-	-	-	0	0	0	-	-	-	0	0	0	56
57 Congenital malformations (750-759)	2	1	1	33.9	33.3	34.5	-	-	-	0	0	0	57
58 Birth injuries, postnatal asphyxia and atelectasis (760-762)	-	-	-	0	0	0	2	-	2	51.3	0	153.8	58
59 Infection of the newborn (763-768)	-	-	-	0	0	0	-	-	-	0	0	0	59
60 Other diseases peculiar to early infancy, and immaturity unqualified (769-776)	1	1	-	16.9	33.3	0	1	-	1	25.6	0	76.9	60
61 Senility, without mention of psychosis (794)	-	-	-	0	0	0	-	-	-	0	0	0	61
62 Ill-defined and unknown causes (780-793, 795)	1	-	1	16.9	0	34.5	-	-	-	0	0	0	62
63 Motor vehicle accidents (E810-E835)	3	1	2	50.8	33.3	69.0	1	1	-	25.6	38.5	0	63
64 All other accidents (E800-E802, E840-E962)	1	-	1	16.9	0	34.5	1	-	1	25.6	0	76.9	64
65 Suicide (E963, E970-E979)	1	1	-	16.9	33.3	0	-	-	-	0	0	0	65
66 Homicide (E964, E980-E985)	1	1	-	16.9	33.3	0	1	-	1	25.6	0	76.9	66
67 All other diseases (residual)	10	9	1	169.5	300.0	34.5	3	3	-	76.9	115.4	0	67

TABLE XIII VITAL STATISTICS, BY COUNTY, BY RACE, GEORGIA, 1961

ITEM	LOWNDES						LUMPKIN					
	Number			Rate or Ratio *			Number			Rate or Ratio *		
	Total	White	Non-White	Total	White	Non-White	Total	White	Non-White	Total	White	Non-White
1 Estimated population as of July 1	47,100	32,000	15,100				7,400	7,300	100			
<b>LIVE BIRTHS</b>												
2 Total	1,349	804	545	28.6	25.1	36.1	184	178	6	24.9	24.4	60.0
3 Delivered in hospital	1,046	800	246	77.5%	99.5%	45.1%	173	169	4	94.0%	94.9%	66.7%
4 Delivered in home by physician	20	1	19	1.5%	0.1%	3.5%	7	5	2	3.8%	2.8%	33.3%
5 Delivered in home by midwife	283	3	280	21.0%	0.4%	51.4%	4	4	—	2.2%	2.2%	0%
6 Other deliveries	—	—	—	0%	0%	0%	—	—	—	0%	0%	0%
7 Immature births	107	46	61	79.3	57.2	111.9	9	8	1	48.9	44.9	166.7
8 Live births to unwed mothers	124	13	111	91.9	16.2	203.7	6	5	1	32.6	28.1	166.7
<b>FETAL DEATHS</b>												
9 Total	70	40	30	51.9	49.8	55.0	3	3	—	16.3	16.9	0
10 Under 20 weeks gestation	42	29	13	31.1	36.1	23.9	—	—	—	0	0	0
11 20-27 weeks gestation	8	6	2	5.9	7.5	3.7	—	—	—	0	0	0
12 28 weeks and more	20	5	15	14.8	6.2	27.5	2	2	—	10.9	11.2	0
13 Unknown length of gestation	—	—	—	0	0	0	1	1	—	5.4	5.6	0
<b>DEATHS</b>												
14 Total, all ages	406	239	167	862.0	746.9	1106.0	52	46	6	702.7	630.1	6000.0
15 Under 1 year	37	14	23	27.4	17.4	42.2	1	1	—	5.4	5.6	0
16 Under 28 days	22	11	11	16.3	13.7	20.2	1	1	—	5.4	5.6	0
17 Deaths from immaturity	4	2	2	3.0	2.5	3.7	—	—	—	0	0	0
18 1-4 years **	5	2	3	—	—	—	—	—	—	—	—	—
19 Maternal deaths	1	—	1	7.4	0	18.3	—	—	—	0	0	0
<b>CAUSE OF DEATH</b>												
20 Tuberculosis, all forms (001-019)	1	1	—	2.1	3.1	0	1	1	—	13.5	13.7	0
21 Syphilis and its sequelae (020-029)	1	1	—	2.1	3.1	0	—	—	—	0	0	0
22 Typhoid fever (040)	—	—	—	0	0	0	—	—	—	0	0	0
23 Dysentery, all forms (045-048)	—	—	—	0	0	0	—	—	—	0	0	0
24 Scarlet fever (050)	—	—	—	0	0	0	—	—	—	0	0	0
25 Streptococcal sore throat (051)	—	—	—	0	0	0	—	—	—	0	0	0
26 Diphtheria (055)	—	—	—	0	0	0	—	—	—	0	0	0
27 Whooping cough (056)	—	—	—	0	0	0	—	—	—	0	0	0
28 Meningococcal infections (057)	—	—	—	0	0	0	—	—	—	0	0	0
29 Acute poliomyelitis (080)	—	—	—	0	0	0	—	—	—	0	0	0
30 Acute infectious encephalitis (082)	—	—	—	0	0	0	—	—	—	0	0	0
31 Smallpox (084)	—	—	—	0	0	0	—	—	—	0	0	0
32 Measles (085)	—	—	—	0	0	0	—	—	—	0	0	0
33 Typhus and other rickettsial diseases (100-103, 105-108)	—	—	—	0	0	0	—	—	—	0	0	0
34 Rocky Mountain spotted fever (104)	—	—	—	0	0	0	—	—	—	0	0	0
35 Malaria (110-117)	—	—	—	0	0	0	—	—	—	0	0	0
36 All other diseases classified as infective and parasitic (030-039, 041-044, 049, 052-054, 059-074, 081, 083, 086-096, 120-138)	2	1	1	4.2	3.1	6.6	—	—	—	0	0	0
37 Malignant neoplasms, including neoplasms of lymphatic and haematopoietic tissues (140-205)	48	27	21	101.9	84.4	139.1	6	6	—	81.1	82.2	0
38 Benign and unspecified neoplasms (210-239)	2	1	1	4.2	3.1	6.6	—	—	—	0	0	0
39 Diabetes mellitus (260)	5	4	1	10.6	12.5	6.6	1	1	—	13.5	13.7	0
40 Pellagra (281)	—	—	—	0	0	0	—	—	—	0	0	0
41 Anemias (290-293)	—	—	—	0	0	0	—	—	—	0	0	0
42 Vascular lesions affecting central nervous system (330-334)	84	47	37	178.3	146.9	245.0	5	5	—	67.6	68.5	0
43 Nonmeningococcal meningitis (340)	2	2	—	4.2	6.3	0	1	—	1	13.5	0	1000.0
44 Rheumatic fever (400-402)	—	—	—	0	0	0	—	—	—	0	0	0
45 Heart diseases (410-443)	116	80	36	246.3	250.0	238.4	22	20	2	297.3	274.0	2000.0
46 Hypertension without mention of heart (444-447)	4	—	4	8.5	0	26.5	—	—	—	0	0	0
47 Influenza and pneumonia (480-483, 490-493)	21	10	11	44.6	31.3	72.8	2	2	—	27.0	27.4	0
48 Bronchitis (500-502)	—	—	—	0	0	0	—	—	—	0	0	0
49 Ulcer of stomach and duodenum (540, 541)	5	2	3	10.6	6.3	19.9	—	—	—	0	0	0
50 Appendicitis (550-553)	1	—	1	2.1	0	6.6	—	—	—	0	0	0
51 Intestinal obstruction and hernia (560, 561, 570)	—	—	—	0	0	0	—	—	—	0	0	0
52 Gastritis, duodenitis, enteritis and colitis (except diarrhea of the newborn) (543, 571, 572)	3	1	2	6.4	3.1	13.2	—	—	—	0	0	0
53 Cirrhosis of liver (581)	6	4	2	12.7	12.5	13.2	—	—	—	0	0	0
54 Nephritis and nephrosis (590-594)	5	3	2	10.6	9.4	13.2	—	—	—	0	0	0
55 Hyperplasia of prostate (610)	—	—	—	0	0	0	—	—	—	0	0	0
56 Complications of pregnancy, childbirth and the puerperium (640-652, 670-689)	1	—	1	2.1	0	6.6	—	—	—	0	0	0
57 Congenital malformations (750-759)	3	2	1	6.4	6.3	6.6	1	1	—	13.5	13.7	0
58 Birth injuries, postnatal asphyxia and atelectasis (760-762)	12	8	4	25.5	25.0	26.5	—	—	—	0	0	0
59 Infection of the newborn (763-768)	1	1	—	2.1	3.1	0	—	—	—	0	0	0
60 Other diseases peculiar to early infancy, and immaturity unqualified (769-776)	7	2	5	14.9	6.3	33.1	—	—	—	0	0	0
61 Senility, without mention of psychosis (794)	3	2	1	6.4	6.3	6.6	—	—	—	0	0	0
62 Ill-defined and unknown causes (780-793, 795)	5	1	4	10.6	3.1	26.5	1	1	—	13.5	13.7	0
63 Motor vehicle accidents (E810-E835)	10	10	—	21.2	31.3	0	2	1	1	27.0	13.7	1000.0
64 All other accidents (E800-E802, E840-E962)	16	8	8	34.0	25.0	53.0	3	3	—	40.5	41.1	0
65 Suicide (E963, E970-E979)	1	1	—	2.1	3.1	0	1	—	—	13.5	13.7	0
66 Homicide (E964, E980-E985)	3	2	1	6.4	6.3	6.6	—	—	—	0	0	0
67 All other diseases (residual)	38	18	20	80.7	56.3	132.5	6	4	2	81.1	54.8	2000.0

TABLE XIII VITAL STATISTICS, BY COUNTY, BY RACE, GEORGIA, 1961

ITEM	MACON						MADISON					
	Number			Rate or Ratio <sup>#</sup>			Number			Rate or Ratio <sup>#</sup>		
	Total	White	Non-White	Total	White	Non-White	Total	White	Non-White	Total	White	Non-White
1 Estimated population as of July 1	13,200	4,900	8,300				11,400	9,300	2,100			
<b>LIVE BIRTHS</b>												
2 Total	349	81	268	26.4	16.5	32.3	263	184	79	23.1	19.8	37.6
3 Delivered in hospital	209	81	128	59.9%	100.0%	47.8%	239	182	57	90.9%	98.9%	72.2%
4 Delivered in home by physician	5	-	5	1.4%	0%	1.9%	1	-	1	0.4%	0%	1.3%
5 Delivered in home by midwife	134	-	134	38.4%	0%	50.0%	23	2	21	8.7%	1.1%	26.6%
6 Other deliveries	1	-	1	0.3%	0%	0.4%	-	-	-	0%	0%	0%
7 Immature births	33	2	31	94.6	24.7	115.7	27	15	12	102.7	81.5	151.9
8 Live births to unwed mothers	77	1	76	220.6	12.3	283.6	30	2	28	114.1	10.9	354.4
<b>FETAL DEATHS</b>												
9 Total	9	-	9	25.8	0	33.6	5	4	1	19.0	21.7	12.7
10 Under 20 weeks gestation	-	-	-	0	0	0	1	1	-	3.8	5.4	0
11 20-27 weeks gestation	1	-	1	2.9	0	3.7	1	-	1	3.8	0	12.7
12 28 weeks and more	7	-	7	20.1	0	26.1	3	3	-	11.4	16.3	0
13 Unknown length of gestation	1	-	1	2.9	0	3.7	-	-	-	0	0	0
<b>DEATHS</b>												
14 Total, all ages	120	32	88	909.1	653.1	1060.2	102	87	15	894.7	935.5	714.3
15 Under 1 year	12	-	12	34.4	0	44.8	9	1	8	34.2	5.4	101.3
16 Under 28 days	5	-	5	14.3	0	18.7	3	1	2	11.4	5.4	25.3
17 Deaths from immaturity	1	-	1	2.9	0	3.7	1	-	1	3.8	0	12.7
18 1-4 years **	3	-	3	-	-	-	1	-	1	-	-	-
19 Maternal deaths	-	-	-	0	0	0	-	-	-	0	0	0
<b>CAUSE OF DEATH</b>												
20 Tuberculosis, all forms (001-019)	-	-	-	0	0	0	1	1	-	8.8	10.8	0
21 Syphilis and its sequelae (020-029)	-	-	-	0	0	0	-	-	-	0	0	0
22 Typhoid fever (040)	-	-	-	0	0	0	-	-	-	0	0	0
23 Dysentery, all forms (045-048)	-	-	-	0	0	0	-	-	-	0	0	0
24 Scarlet fever (050)	-	-	-	0	0	0	-	-	-	0	0	0
25 Streptococcal sore throat (051)	-	-	-	0	0	0	-	-	-	0	0	0
26 Diphtheria (055)	-	-	-	0	0	0	-	-	-	0	0	0
27 Whooping cough (056)	-	-	-	0	0	0	-	-	-	0	0	0
28 Meningococcal infections (057)	-	-	-	0	0	0	-	-	-	0	0	0
29 Acute poliomyelitis (080)	-	-	-	0	0	0	-	-	-	0	0	0
30 Acute infectious encephalitis (082)	-	-	-	0	0	0	-	-	-	0	0	0
31 Smallpox (084)	-	-	-	0	0	0	-	-	-	0	0	0
32 Measles (085)	-	-	-	0	0	0	1	-	1	8.8	0	47.6
33 Typhus and other rickettsial diseases (100-103, 105-108)	-	-	-	0	0	0	-	-	-	0	0	0
34 Rocky Mountain spotted fever (104)	-	-	-	0	0	0	-	-	-	0	0	0
35 Malaria (110-117)	-	-	-	0	0	0	-	-	-	0	0	0
36 All other diseases classified as infective and parasitic (030-039, 041-044, 049, 052-054, 059-074, 081, 083, 086-096, 120-138)	-	-	-	0	0	0	1	1	-	8.8	10.8	0
37 Malignant neoplasms, including neoplasms of lymphatic and haemopoietic tissues (140-205)	16	5	11	121.2	102.0	132.5	9	9	-	78.9	96.8	0
38 Benign and unspecified neoplasms (210-239)	-	-	-	0	0	0	-	-	-	0	0	0
39 Diabetes mellitus (260)	-	-	-	0	0	0	1	1	-	8.8	10.8	0
40 Pellagra (281)	-	-	-	0	0	0	-	-	-	0	0	0
41 Anemias (290-293)	-	-	-	0	0	0	-	-	-	0	0	0
42 Vascular lesions affecting central nervous system (330-334)	33	7	26	250.0	142.9	313.3	16	15	1	140.4	161.3	47.6
43 Nonmeningococcal meningitis (340)	-	-	-	0	0	0	1	1	-	8.8	10.8	0
44 Rheumatic fever (400-402)	1	-	1	7.6	0	12.0	-	-	-	0	0	0
45 Heart diseases (410-443)	37	13	24	280.3	265.3	289.2	32	30	2	280.7	322.6	95.2
46 Hypertension without mention of heart (444-447)	2	1	1	15.2	20.4	12.0	1	-	1	8.8	0	47.6
47 Influenza and pneumonia (480-483, 490-493)	5	2	3	37.9	40.8	36.1	3	1	2	26.3	10.8	95.2
48 Bronchitis (500-502)	-	-	-	0	0	0	-	-	-	0	0	0
49 Ulcer of stomach and duodenum (540, 541)	-	-	-	0	0	0	2	2	-	17.5	21.5	0
50 Appendicitis (550-553)	-	-	-	0	0	0	-	-	-	0	0	0
51 Intestinal obstruction and hernia (560, 561, 570)	-	-	-	0	0	0	-	-	-	0	0	0
52 Gastritis, duodenitis, enteritis and colitis (except diarrhea of the newborn) (543, 571, 572)	2	-	2	15.2	0	24.1	1	-	1	8.8	0	47.6
53 Cirrhosis of liver (581)	-	-	-	0	0	0	1	1	-	8.8	10.8	0
54 Nephritis and nephrosis (590-594)	1	-	1	7.6	0	12.0	-	-	-	0	0	0
55 Hyperplasia of prostate (610)	1	-	1	7.6	0	12.0	-	-	-	0	0	0
56 Complications of pregnancy, childbirth and the puerperium (640-652, 670-689)	-	-	-	0	0	0	-	-	-	0	0	0
57 Congenital malformations (750-759)	2	-	2	15.2	0	24.1	2	-	2	17.5	0	95.2
58 Birth injuries, postnatal asphyxia and atelectasis (760-762)	1	-	1	7.6	0	12.0	1	1	-	8.8	10.8	0
59 Infection of the newborn (763-768)	2	-	2	15.2	0	24.1	-	-	-	0	0	0
60 Other diseases peculiar to early infancy, and immaturity unqualified (769-776)	3	-	3	22.7	0	36.1	1	-	1	8.8	0	47.6
61 Senility, without mention of psychosis (794)	-	-	-	0	0	0	-	-	-	0	0	0
62 Ill-defined and unknown causes (780-793, 795)	2	-	2	15.2	0	24.1	1	1	-	8.8	10.8	0
63 Motor vehicle accidents (E810-E835)	1	1	1	15.2	20.4	12.0	10	10	-	87.7	107.5	0
64 All other accidents (E800-E802, E840-E962)	3	2	1	22.7	40.8	12.0	2	2	-	17.5	21.5	0
65 Suicide (E963, E970-E979)	-	-	-	0	0	0	2	2	-	17.5	21.5	0
66 Homicide (E964, E980-E985)	2	-	2	15.2	0	24.1	-	-	-	0	0	0
67 All other diseases (residual)	5	1	4	37.9	20.4	48.2	13	9	4	114.0	96.8	190.5

TABLE XIII VITAL STATISTICS, BY COUNTY, BY RACE, GEORGIA, 1961

ITEM	MARION						MCDUFFIE						
	Number			Rate or Ratio *			Number			Rate or Ratio *			
	Total	White	Non-White	Total	White	Non-White	Total	White	Non-White	Total	White	Non-White	
1 Estimated population as of July 1	5,500	2,200	3,300				12,800	7,400	5,400				1
<b>LIVE BIRTHS</b>													
2 Total	131	34	97	23.8	15.5	29.4	334	141	193	26.1	19.1	35.7	2
3 Delivered in hospital	65	31	34	49.6%	91.2%	35.1%	316	141	175	94.6%	100.0%	90.7%	3
4 Delivered in home by physician	4	2	2	3.1%	5.9%	2.1%	8	-	8	2.4%	0%	4.1%	4
5 Delivered in home by midwife	62	1	61	47.3%	2.9%	62.9%	10	-	10	3.0%	0%	5.2%	5
6 Other deliveries	-	-	-	0%	0%	0%	-	-	-	0%	0%	0%	6
7 Immature births	12	1	11	91.6	29.4	113.4	44	11	33	131.7	78.0	171.0	7
8 Live births to unwed mothers	22	1	21	167.9	29.4	216.5	77	3	74	230.5	21.3	383.4	8
<b>FETAL DEATHS</b>													
9 Total	5	1	4	38.2	29.4	41.2	10	2	8	29.9	14.2	41.5	9
10 Under 20 weeks gestation	3	1	2	22.9	29.4	20.6	3	1	2	9.0	7.1	10.4	10
11 20-27 weeks gestation	-	-	-	0	0	0	2	1	1	6.0	7.1	5.2	11
12 28 weeks and more	2	-	2	15.3	0	20.6	5	-	5	15.0	0	25.9	12
13 Unknown length of gestation	-	-	-	0	0	0	-	-	-	0	0	0	13
<b>DEATHS</b>													
14 Total, all ages	61	24	37	109.1	109.9	112.2	134	66	68	1046.9	891.9	1259.3	14
15 Under 1 year	5	-	5	38.2	0	51.5	8	1	7	24.0	7.1	36.3	15
16 Under 28 days	4	-	4	30.5	0	41.2	4	1	3	12.0	7.1	15.5	16
17 Deaths from immaturity	3	-	3	22.9	0	30.9	3	-	3	9.0	0	15.5	17
18 1-4 years * "	1	1	-	-	-	-	2	1	1	-	-	-	18
19 Maternal deaths	1	-	1	76.3	0	103.1	-	-	-	0	0	0	19
<b>CAUSE OF DEATH</b>													
20 Tuberculosis, all forms (001-019)	-	-	-	0	0	0	1	-	1	7.8	0	18.5	20
21 Syphilis and its sequelae (020-029)	-	-	-	0	0	0	-	-	-	0	0	0	21
22 Typhoid fever (040)	-	-	-	0	0	0	-	-	-	0	0	0	22
23 Dysentery, all forms (045-048)	-	-	-	0	0	0	-	-	-	0	0	0	23
24 Scarlet fever (050)	-	-	-	0	0	0	-	-	-	0	0	0	24
25 Streptococcal sore throat (051)	-	-	-	0	0	0	-	-	-	0	0	0	25
26 Diphtheria (055)	-	-	-	0	0	0	-	-	-	0	0	0	26
27 Whooping cough (056)	-	-	-	0	0	0	-	-	-	0	0	0	27
28 Meningococcal infections (057)	-	-	-	0	0	0	-	-	-	0	0	0	28
29 Acute poliomyelitis (080)	-	-	-	0	0	0	1	-	1	7.8	0	18.5	29
30 Acute infectious encephalitis (082)	-	-	-	0	0	0	-	-	-	0	0	0	30
31 Smallpox (084)	-	-	-	0	0	0	-	-	-	0	0	0	31
32 Measles (085)	1	1	-	18.2	45.5	0	-	-	-	0	0	0	32
33 Typhus and other rickettsial diseases (100-103, 105-108)	-	-	-	0	0	0	-	-	-	0	0	0	33
34 Rocky Mountain spotted fever (104)	-	-	-	0	0	0	-	-	-	0	0	0	34
35 Malaria (110-117)	-	-	-	0	0	0	-	-	-	0	0	0	35
36 All other diseases classified as infectious and parasitic (030-039, 041-044, 049, 052-054, 059-074, 081, 083, 086-096, 120-138)	-	-	-	0	0	0	-	-	-	0	0	0	36
37 Malignant neoplasms, including neoplasms of lymphatic and haematopoietic tissues (140-205)	5	2	3	90.9	90.9	90.9	19	10	9	148.4	135.1	166.7	37
38 Benign and unspecified neoplasms (210-239)	-	-	-	0	0	0	-	-	-	0	0	0	38
39 Diabetes mellitus (260)	1	-	1	18.2	0	30.3	-	-	-	0	0	0	39
40 Pellagra (281)	-	-	-	0	0	0	-	-	-	0	0	0	40
41 Anemias (290-293)	1	-	1	18.2	0	30.3	-	-	-	0	0	0	41
42 Vascular lesions affecting central nervous system (330-334)	7	3	4	127.3	136.4	121.2	26	10	16	203.1	135.1	296.3	42
43 Nonmeningococcal meningitis (340)	-	-	-	0	0	0	-	-	-	0	0	0	43
44 Rheumatic fever (400-402)	-	-	-	0	0	0	-	-	-	0	0	0	44
45 Heart diseases (410-443)	25	10	15	454.5	454.5	454.5	40	25	15	312.5	337.8	277.8	45
46 Hypertension without mention of heart (444-447)	-	-	-	0	0	0	3	-	3	23.4	0	55.6	46
47 Influenza and pneumonia (480-483, 490-493)	2	1	1	36.4	45.5	30.3	7	1	6	54.7	13.5	111.1	47
48 Bronchitis (500-502)	1	1	-	18.2	45.5	0	1	1	-	7.8	13.5	0	48
49 Ulcer of stomach and duodenum (540, 541)	-	-	-	0	0	0	1	1	-	7.8	13.5	0	49
50 Appendicitis (550-553)	-	-	-	0	0	0	-	-	-	0	0	0	50
51 Intestinal obstruction and hernia (560, 561, 570)	-	-	-	0	0	0	-	-	-	0	0	0	51
52 Gastritis, duodenitis, enteritis and colitis (except diarrhea of the newborn) (543, 571, 572)	-	-	-	0	0	0	2	-	2	15.6	0	37.0	52
53 Cirrhosis of liver (581)	-	-	-	0	0	0	-	-	-	0	0	0	53
54 Nephritis and nephrosis (590-594)	1	1	-	18.2	45.5	0	-	-	-	0	0	0	54
55 Hyperplasia of prostate (610)	-	-	-	0	0	0	1	1	-	7.8	13.5	0	55
56 Complications of pregnancy, childbirth and the puerperium (640-652, 670-689)	1	-	1	18.2	0	30.3	-	-	-	0	0	0	56
57 Congenital malformations (750-759)	-	-	-	0	0	0	1	1	-	7.8	13.5	0	57
58 Birth injuries, postnatal asphyxia and atelectasis (760-762)	-	-	-	0	0	0	-	-	-	0	0	0	58
59 Infection of the newborn (763-768)	-	-	-	0	0	0	-	-	-	0	0	0	59
60 Other diseases peculiar to early infancy, and immaturity unqualified (769-776)	3	-	3	54.5	0	90.9	3	-	3	23.4	0	55.6	60
61 Senility, without mention of psychosis (794)	-	-	-	0	0	0	-	-	-	0	0	0	61
62 Ill-defined and unknown causes (780-793, 795)	3	1	2	54.5	45.5	60.6	5	2	3	39.1	27.0	55.6	62
63 Motor vehicle accidents (E810-E835)	2	1	1	36.4	45.5	30.3	4	2	2	31.3	27.0	37.0	63
64 All other accidents (E800-E802, E840-E962)	3	1	2	54.5	45.5	60.6	5	4	1	39.1	54.1	18.5	64
65 Suicide (E963, E970-E979)	-	-	-	0	0	0	2	1	1	15.6	13.5	18.5	65
66 Homicide (E984, E980-E985)	-	-	-	0	0	0	1	1	-	7.8	13.5	0	66
67 All other diseases (residual)	5	2	3	90.9	90.9	90.9	11	6	5	85.9	81.1	92.6	67

TABLE XIII VITAL STATISTICS, BY COUNTY, BY RACE, GEORGIA, 1961

ITEM	MCINTOSH						MERIWETHER					
	Number			Rate or Ratio *			Number			Rate or Ratio *		
	Total	White	Non-White	Total	White	Non-White	Total	White	Non-White	Total	White	Non-White
1 Estimated population as of July 1	6,400	2,700	3,700				19,800	10,000	9,800			
<b>LIVE BIRTHS</b>												
2 Total	177	69	108	27.7	25.6	29.2	450	191	259	22.7	19.1	26.4
3 Delivered in hospital	112	63	49	63.3%	91.3%	45.4%	250	186	64	55.6%	97.4%	24.7%
4 Delivered in home by physician	6	2	4	3.4%	2.9%	3.7%	14	4	10	3.1%	2.1%	3.9%
5 Delivered in home by midwife	59	4	55	33.3%	5.8%	50.9%	186	1	185	41.3%	0.5%	71.4%
6 Other deliveries	-	-	-	0%	0%	0%	-	-	-	0%	0%	0%
7 Immature births	8	2	6	45.2	29.0	55.6	46	11	35	102.2	57.6	135.1
8 Live births to unwed mothers	24	-	24	135.6	0	222.2	50	3	47	111.1	15.7	181.5
<b>FETAL DEATHS</b>												
9 Total	4	1	3	22.6	14.5	27.8	11	2	9	24.4	10.5	34.7
10 Under 20 weeks gestation	1	-	1	5.6	0	9.3	1	-	1	2.2	0	3.9
11 20-27 weeks gestation	-	-	-	0	0	0	-	-	-	0	0	0
12 28 weeks and more	3	1	2	16.9	14.5	18.5	10	2	8	22.2	10.5	30.9
13 Unknown length of gestation	-	-	-	0	0	0	-	-	-	0	0	0
<b>DEATHS</b>												
14 Total, all ages	61	28	33	953.1	1037.0	891.9	187	86	101	944.4	860.0	1030.6
15 Under 1 year	5	2	3	28.2	29.0	27.8	23	1	22	51.1	5.2	84.9
16 Under 28 days	3	1	2	16.9	14.5	18.5	20	1	19	44.4	5.2	73.4
17 Deaths from immaturity	1	-	1	5.6	0	9.3	6	-	6	13.3	0	23.2
18 1-4 years **	1	-	1	-	-	-	1	-	1	-	-	-
19 Maternal deaths	1	-	1	56.5	0	92.6	-	-	-	0	0	0
<b>CAUSE OF DEATH</b>												
20 Tuberculosis, all forms (001-019)	-	-	-	0	0	0	-	-	-	0	0	0
21 Syphilis and its sequelae (020-029)	1	1	-	15.6	37.0	0	-	-	-	0	0	0
22 Typhoid fever (040)	-	-	-	0	0	0	-	-	-	0	0	0
23 Dysentery, all forms (045-048)	-	-	-	0	0	0	-	-	-	0	0	0
24 Scarlet fever (050)	-	-	-	0	0	0	-	-	-	0	0	0
25 Streptococcal sore throat (051)	-	-	-	0	0	0	-	-	-	0	0	0
26 Diphtheria (055)	-	-	-	0	0	0	-	-	-	0	0	0
27 Whooping cough (056)	-	-	-	0	0	0	-	-	-	0	0	0
28 Meningococcal infections (057)	-	-	-	0	0	0	-	-	-	0	0	0
29 Acute poliomyelitis (080)	-	-	-	0	0	0	-	-	-	0	0	0
30 Acute infectious encephalitis (082)	-	-	-	0	0	0	-	-	-	0	0	0
31 Smallpox (084)	-	-	-	0	0	0	-	-	-	0	0	0
32 Measles (085)	-	-	-	0	0	0	-	-	-	0	0	0
33 Typhus and other rickettsial diseases (100-103, 105-108)	-	-	-	0	0	0	-	-	-	0	0	0
34 Rocky Mountain spotted fever (104)	-	-	-	0	0	0	-	-	-	0	0	0
35 Malaria (110-117)	-	-	-	0	0	0	-	-	-	0	0	0
36 All other diseases classified as infective and parasitic (030-039, 041-044, 049, 052-054, 059-074, 081, 083, 086-096, 120-138)	-	-	-	0	0	0	-	-	-	0	0	0
37 Malignant neoplasms, including neoplasms of lymphatic and haemopoietic tissues (140-205)	9	6	3	140.6	222.2	81.1	25	17	8	126.3	170.0	81.6
38 Benign and unspecified neoplasms (210-239)	-	-	-	0	0	0	-	-	-	0	0	0
39 Diabetes mellitus (260)	1	1	-	15.6	37.0	0	3	1	2	15.2	10.0	20.4
40 Pellagra (281)	-	-	-	0	0	0	-	-	-	0	0	0
41 Anemias (290-293)	-	-	-	0	0	0	1	-	1	5.1	0	10.2
42 Vascular lesions affecting central nervous system (330-334)	19	4	15	296.9	148.1	405.4	45	12	33	227.3	120.0	336.7
43 Nonmeningococcal meningitis (340)	-	-	-	0	0	0	1	1	-	5.1	10.0	0
44 Rheumatic fever (400-402)	-	-	-	0	0	0	-	-	-	0	0	0
45 Heart diseases (410-443)	12	8	4	187.5	296.3	108.1	51	34	17	257.6	340.0	173.5
46 Hypertension without mention of heart (444-447)	-	-	-	0	0	0	3	2	1	15.2	20.0	10.2
47 Influenza and pneumonia (480-483, 490-493)	3	3	-	46.9	111.1	0	4	2	2	20.2	20.0	20.4
48 Bronchitis (500-502)	-	-	-	0	0	0	-	-	-	0	0	0
49 Ulcer of stomach and duodenum (540, 541)	-	-	-	0	0	0	-	-	-	0	0	0
50 Appendicitis (550-553)	-	-	-	0	0	0	1	-	1	5.1	0	10.2
51 Intestinal obstruction and hernia (560, 561, 570)	-	-	-	0	0	0	4	2	2	20.2	20.0	20.4
52 Gastritis, duodenitis, enteritis and colitis (except diarrhea of the newborn) (543, 571, 572)	-	-	-	0	0	0	1	-	1	5.1	0	10.2
53 Cirrhosis of liver (581)	1	1	-	15.6	37.0	0	1	1	-	5.1	10.0	0
54 Nephritis and nephrosis (590-594)	-	-	-	0	0	0	1	-	1	5.1	0	10.2
55 Hyperplasia of prostate (610)	-	-	-	0	0	0	-	-	-	0	0	0
56 Complications of pregnancy, childbirth and the puerperium (640-652, 670-689)	1	-	1	15.6	0	27.0	-	-	-	0	0	0
57 Congenital malformations (750-759)	1	-	1	15.6	0	27.0	-	-	-	0	0	0
58 Birth injuries, postnatal asphyxia and atelectasis (760-762)	-	-	-	0	0	0	6	1	5	30.3	10.0	51.0
59 Infection of the newborn (763-768)	-	-	-	0	0	0	6	-	6	30.3	0	61.2
60 Other diseases peculiar to early infancy, and immaturity unqualified (769-776)	3	1	2	46.9	37.0	54.1	6	-	6	30.3	0	61.2
61 Senility, without mention of psychosis (794)	-	-	-	0	0	0	-	-	-	0	0	0
62 Ill-defined and unknown causes (780-793, 795)	-	-	-	0	0	0	-	-	-	0	0	0
63 Motor vehicle accidents (E810-E835)	3	2	1	46.9	74.1	27.0	2	-	2	10.1	0	20.4
64 All other accidents (E800-E802, E840-E962)	2	-	2	31.3	0	54.1	5	3	2	25.3	30.0	20.4
65 Suicide (E963, E970-E979)	-	-	-	0	0	0	4	1	3	20.2	10.0	30.6
66 Homicide (E964, E980-E985)	1	-	1	15.6	0	27.0	3	1	2	15.2	10.0	20.4
67 All other diseases (residual)	4	1	3	62.5	37.0	81.1	14	8	6	70.7	80.0	61.2

TABLE XIII VITAL STATISTICS, BY COUNTY, BY RACE, GEORGIA, 1961

ITEM	MILLER						MITCHELL					
	Number			Rate or Ratio *			Number			Rate or Ratio *		
	Total	White	Non-White	Total	White	Non-White	Total	White	Non-White	Total	White	Non-White
1 Estimated population as of July 1	7,100	5,000	2,100				19,800	9,700	10,100			
<b>LIVE BIRTHS</b>												
2 Total	164	95	69	23.1	19.0	32.9	570	215	355	28.8	22.2	35.1
3 Delivered in hospital	145	95	50	88.4%	100.0%	72.5%	469	213	256	82.3%	99.1%	72.1%
4 Delivered in home by physician	—	—	—	0%	0%	0%	4	2	2	0.7%	0.9%	0.6%
5 Delivered in home by midwife	19	—	19	11.6%	0%	27.5%	96	—	96	16.8%	0%	27.0%
6 Other deliveries	—	—	—	0%	0%	0%	1	—	1	0.2%	0%	0.3%
7 Immature births	19	5	14	115.9	52.6	202.9	61	14	47	107.0	65.1	132.4
8 Live births to unwed mothers	10	1	9	61.0	10.5	130.4	93	2	91	163.2	9.3	256.3
<b>FETAL DEATHS</b>												
9 Total	2	—	2	12.2	0	29.0	28	3	25	49.1	14.0	70.4
10 Under 20 weeks gestation	—	—	—	0	0	0	1	—	1	1.8	0	2.8
11 20-27 weeks gestation	—	—	—	0	0	0	9	—	9	15.8	0	25.4
12 28 weeks and more	2	—	2	12.2	0	29.0	17	3	14	29.8	14.0	39.4
13 Unknown length of gestation	—	—	—	0	0	0	1	—	1	1.8	0	2.8
<b>DEATHS</b>												
14 Total, all ages	64	48	16	901.4	960.0	761.9	187	90	97	944.4	927.8	960.4
15 Under 1 year	—	—	—	0	0	0	24	1	23	42.1	4.7	64.8
16 Under 28 days	—	—	—	0	0	0	13	1	12	22.8	4.7	33.8
17 Deaths from immaturity	—	—	—	0	0	0	2	—	2	3.5	0	5.6
18 1-4 years **	1	1	—	—	—	—	3	2	1	—	—	—
19 Maternal deaths	—	—	—	0	0	0	—	—	—	0	0	0
<b>CAUSE OF DEATH</b>												
20 Tuberculosis, all forms (001-019)	—	—	—	0	0	0	—	—	—	0	0	0
21 Syphilis and its sequelae (020-029)	1	—	1	14.1	0	47.6	1	—	1	5.1	0	9.9
22 Typhoid fever (040)	—	—	—	0	0	0	—	—	—	0	0	0
23 Dysentery, all forms (045-048)	1	1	—	14.1	20.0	0	—	—	—	0	0	0
24 Scarlet fever (050)	—	—	—	0	0	0	—	—	—	0	0	0
25 Streptococcal sore throat (051)	—	—	—	0	0	0	—	—	—	0	0	0
26 Diphtheria (055)	—	—	—	0	0	0	1	1	—	5.1	10.3	0
27 Whooping cough (056)	—	—	—	0	0	0	—	—	—	0	0	0
28 Meningococcal infections (057)	—	—	—	0	0	0	—	—	—	0	0	0
29 Acute poliomyelitis (080)	—	—	—	0	0	0	—	—	—	0	0	0
30 Acute infectious encephalitis (082)	—	—	—	0	0	0	—	—	—	0	0	0
31 Smallpox (084)	—	—	—	0	0	0	—	—	—	0	0	0
32 Measles (085)	—	—	—	0	0	0	—	—	—	0	0	0
33 Typhus and other rickettsial diseases (100-103, 105-108)	—	—	—	0	0	0	—	—	—	0	0	0
34 Rocky Mountain spotted fever (104)	—	—	—	0	0	0	—	—	—	0	0	0
35 Malaria (110-117)	—	—	—	0	0	0	—	—	—	0	0	0
36 All other diseases classified as infective and parasitic (030-039, 041-044, 049, 052-054, 059-074, 081, 083, 086-096, 120-138)	1	—	1	14.1	0	47.6	1	1	—	5.1	10.3	0
37 Malignant neoplasms, including neoplasms of lymphatic and haemopoietic tissues (140-205)	5	3	2	70.4	60.0	95.2	18	13	5	90.9	134.0	49.5
38 Benign and unspecified neoplasms (210-239)	—	—	—	0	0	0	—	—	—	0	0	0
39 Diabetes mellitus (260)	2	2	—	28.2	40.0	0	5	3	2	25.3	30.9	19.8
40 Pellagra (281)	—	—	—	0	0	0	—	—	—	0	0	0
41 Anemias (290-293)	—	—	—	0	0	0	—	—	—	0	0	0
42 Vascular lesions affecting central nervous system (330-334)	12	8	4	169.0	160.0	190.5	39	15	24	197.0	154.6	237.6
43 Nonmeningococcal meningitis (340)	—	—	—	0	0	0	1	—	1	5.1	0	9.9
44 Rheumatic fever (400-402)	—	—	—	0	0	0	—	—	—	0	0	0
45 Heart diseases (410-443)	21	19	2	295.8	380.0	95.2	55	30	25	277.8	309.3	247.5
46 Hypertension without mention of heart (444-447)	1	1	—	14.1	20.0	0	2	1	1	10.1	10.3	9.9
47 Influenza and pneumonia (480-483, 490-493)	4	2	2	56.3	40.0	95.2	18	5	13	90.9	51.5	128.7
48 Bronchitis (500-502)	—	—	—	0	0	0	1	—	1	5.1	0	9.9
49 Ulcer of stomach and duodenum (540, 541)	—	—	—	0	0	0	1	1	—	5.1	10.3	0
50 Appendicitis (550-553)	—	—	—	0	0	0	—	—	—	0	0	0
51 Intestinal obstruction and hernia (560, 561, 570)	—	—	—	0	0	0	2	1	1	10.1	10.3	9.9
52 Gastritis, duodenitis, enteritis and colitis (except diarrhea of the newborn) (543, 571, 572)	—	—	—	0	0	0	1	—	1	5.1	0	9.9
53 Cirrhosis of liver (581)	—	—	—	0	0	0	—	—	—	0	0	0
54 Nephritis and nephrosis (590-594)	1	1	—	14.1	20.0	0	2	—	2	10.1	0	19.8
55 Hyperplasia of prostate (610)	—	—	—	0	0	0	—	—	—	0	0	0
56 Complications of pregnancy, childbirth and the puerperium (640-652, 670-689)	—	—	—	0	0	0	—	—	—	0	0	0
57 Congenital malformations (750-759)	—	—	—	0	0	0	2	1	1	10.1	10.3	9.9
58 Birth injuries, postnatal asphyxia and atelectasis (760-762)	—	—	—	0	0	0	8	—	8	40.4	0	79.2
59 Infection of the newborn (763-768)	—	—	—	0	0	0	—	—	—	0	0	0
60 Other diseases peculiar to early infancy, and immaturity unqualified (769-776)	—	—	—	0	0	0	3	—	3	15.2	0	29.7
61 Senility, without mention of psychosis (794)	2	1	1	28.2	20.0	47.6	—	—	—	0	0	0
62 Ill-defined and unknown causes (780-793, 795)	—	—	—	0	0	0	3	2	1	15.2	20.6	9.9
63 Motor vehicle accidents (E810-E835)	1	1	—	14.1	20.0	0	1	—	1	5.1	10.3	0
64 All other accidents (E800-E802, E840-E962)	6	4	2	84.5	80.0	95.2	9	5	4	45.5	51.5	39.6
65 Suicide (E963, E970-E979)	1	1	—	14.1	20.0	0	1	1	—	5.1	10.3	0
66 Homicide (E964, E980-E985)	2	1	1	28.2	20.0	47.6	1	—	1	5.1	0	9.9
67 All other diseases (residual)	3	3	—	42.3	60.0	0	11	9	2	55.6	92.8	19.8

TABLE XIII VITAL STATISTICS, BY COUNTY, BY RACE, GEORGIA, 1961

ITEM	MONROE						MONTGOMERY						
	Number			Rate or Ratio *			Number			Rate or Ratio *			
	Total	White	Non-White	Total	White	Non-White	Total	White	Non-White	Total	White	Non-White	
1 Estimated population as of July 1	10,500	5,500	5,000				6,400	3,800	2,600				1
<b>LIVE BIRTHS</b>													
2 Total	232	89	143	22.1	16.2	28.6	163	78	85	25.5	20.5	32.7	2
3 Delivered in hospital	162	89	73	69.8%	100.0%	51.0%	84	69	15	51.5%	88.5%	17.6%	3
4 Delivered in home by physician	1	—	1	0.4%	0%	0.7%	12	8	4	7.4%	10.3%	4.7%	4
5 Delivered in home by midwife	69	—	69	29.7%	0%	48.3%	67	1	66	41.1%	1.3%	77.6%	5
6 Other deliveries	—	—	—	0%	0%	0%	—	—	—	0%	0%	0%	6
7 Immature births	35	9	26	150.9	101.1	181.8	5	2	3	30.7	25.6	35.3	7
8 Live births to unwed mothers	26	2	24	112.1	22.5	167.8	9	—	9	55.2	0	105.9	8
<b>FETAL DEATHS</b>													
9 Total	7	—	7	30.2	0	49.0	5	1	4	30.7	12.8	47.1	9
10 Under 20 weeks gestation	—	—	—	0	0	0	1	—	1	6.1	0	11.8	10
11 20-27 weeks gestation	1	—	1	4.3	0	7.0	—	—	—	0	0	0	11
12 28 weeks and more	6	—	6	25.9	0	42.0	4	1	3	24.5	12.8	35.3	12
13 Unknown length of gestation	—	—	—	0	0	0	—	—	—	0	0	0	13
<b>DEATHS</b>													
14 Total, all ages	117	59	58	114.3	1072.7	1160.0	68	35	33	1062.5	921.1	1269.2	14
15 Under 1 year	9	2	7	38.8	22.5	49.0	9	2	7	55.2	25.6	82.4	15
16 Under 28 days	5	1	4	21.6	11.2	28.0	3	1	2	18.4	12.8	23.5	16
17 Deaths from immaturity	1	—	1	4.3	11.2	0	—	—	—	0	0	0	17
18 1-4 years **	2	—	2	—	—	—	1	—	1	—	—	—	18
19 Maternal deaths	1	—	1	43.1	0	69.9	—	—	—	0	0	0	19
<b>CAUSE OF DEATH</b>													
20 Tuberculosis, all forms (001-019)	—	—	—	0	0	0	—	—	—	0	0	0	20
21 Syphilis and its sequelae (020-029)	—	—	—	0	0	0	—	—	—	0	0	0	21
22 Typhoid fever (040)	—	—	—	0	0	0	—	—	—	0	0	0	22
23 Dysentery, all forms (045-048)	—	—	—	0	0	0	—	—	—	0	0	0	23
24 Scarlet fever (050)	—	—	—	0	0	0	—	—	—	0	0	0	24
25 Streptococcal sore throat (051)	—	—	—	0	0	0	—	—	—	0	0	0	25
26 Diphtheria (055)	—	—	—	0	0	0	—	—	—	0	0	0	26
27 Whooping cough (056)	—	—	—	0	0	0	—	—	—	0	0	0	27
28 Meningococcal infections (057)	—	—	—	0	0	0	—	—	—	0	0	0	28
29 Acute poliomyelitis (080)	—	—	—	0	0	0	—	—	—	0	0	0	29
30 Acute infectious encephalitis (082)	—	—	—	0	0	0	—	—	—	0	0	0	30
31 Smallpox (084)	—	—	—	0	0	0	—	—	—	0	0	0	31
32 Measles (085)	—	—	—	0	0	0	—	—	—	0	0	0	32
33 Typhus and other rickettsial diseases (100-103, 105-108)	—	—	—	0	0	0	—	—	—	0	0	0	33
34 Rocky Mountain spotted fever (104)	—	—	—	0	0	0	—	—	—	0	0	0	34
35 Malaria (110-117)	—	—	—	0	0	0	—	—	—	0	0	0	35
36 All other diseases classified as infective and parasitic (030-039, 041-044, 049, 052-054, 059-074, 081, 083, 086-096, 120-138)	—	—	—	0	0	0	—	—	—	0	0	0	36
37 Malignant neoplasms, including neoplasms of lymphatic and haematopoietic tissues (140-205)	19	10	9	181.0	181.8	180.0	7	3	4	109.4	78.9	153.8	37
38 Benign and unspecified neoplasms (210-239)	—	—	—	0	0	0	—	—	—	0	0	0	38
39 Diabetes mellitus (260)	—	—	—	0	0	0	2	1	1	31.3	26.3	38.5	39
40 Pellagra (281)	—	—	—	0	0	0	—	—	—	0	0	0	40
41 Anemias (290-293)	1	1	—	9.5	18.2	0	—	—	—	0	0	0	41
42 Vascular lesions affecting central nervous system (330-334)	8	4	4	76.2	72.7	80.0	14	10	4	218.8	263.2	153.8	42
43 Nonmeningococcal meningitis (340)	1	—	1	9.5	0	20.0	—	—	—	0	0	0	43
44 Rheumatic fever (400-402)	—	—	—	0	0	0	—	—	—	0	0	0	44
45 Heart diseases (410-443)	45	30	15	428.6	545.5	300.0	16	11	5	250.0	289.5	192.3	45
46 Hypertension without mention of heart (444-447)	1	—	1	9.5	0	20.0	2	—	2	31.3	0	76.9	46
47 Influenza and pneumonia (480-483, 490-493)	5	2	3	47.6	36.4	60.0	7	2	5	109.4	52.6	192.3	47
48 Bronchitis (500-502)	—	—	—	0	0	0	—	—	—	0	0	0	48
49 Ulcer of stomach and duodenum (540, 541)	1	—	1	9.5	0	20.0	—	—	—	0	0	0	49
50 Appendicitis (550-553)	1	1	—	9.5	18.2	0	1	—	1	15.6	0	38.5	50
51 Intestinal obstruction and hernia (560, 561, 570)	—	—	—	0	0	0	—	—	—	0	0	0	51
52 Gastritis, duodenitis, enteritis and colitis (except diarrhea of the newborn) (543, 571, 572)	1	—	1	9.5	0	20.0	—	—	—	0	0	0	52
53 Cirrhosis of liver (581)	—	—	—	0	0	0	—	—	—	0	0	0	53
54 Nephritis and nephrosis (590-594)	—	—	—	0	0	0	—	—	—	0	0	0	54
55 Hyperplasia of prostate (610)	1	1	—	9.5	18.2	0	—	—	—	0	0	0	55
56 Complications of pregnancy, childbirth and the puerperium (640-652, 670-689)	1	—	1	9.5	0	20.0	—	—	—	0	0	0	56
57 Congenital malformations (750-759)	1	—	1	9.5	0	20.0	1	—	1	15.6	0	38.5	57
58 Birth injuries, postnatal asphyxia and atelectasis (760-762)	—	—	—	0	0	0	—	—	—	0	0	0	58
59 Infection of the newborn (763-768)	2	—	2	19.0	0	40.0	1	—	1	15.6	0	38.5	59
60 Other diseases peculiar to early infancy, and immaturity unqualified (769-776)	2	1	1	19.0	18.2	20.0	1	1	—	15.6	26.3	0	60
61 Senility, without mention of psychosis (794)	—	—	—	0	0	0	—	—	—	0	0	0	61
62 Ill-defined and unknown causes (780-793, 795)	2	—	2	19.0	0	40.0	2	—	2	31.3	0	76.9	62
63 Motor vehicle accidents (E810-E835)	7	3	4	66.7	54.5	80.0	3	2	1	46.9	52.6	38.5	63
64 All other accidents (E800-E802, E840-E962)	7	2	5	66.7	36.4	100.0	2	1	1	31.3	26.3	38.5	64
65 Suicide (E963, E970-E979)	1	1	—	9.5	18.2	0	1	—	1	15.6	0	38.5	65
66 Homicide (E964, E980-E985)	3	—	3	28.6	0	60.0	1	—	1	15.6	0	38.5	66
67 All other diseases (residual)	7	3	4	66.7	54.5	80.0	7	4	3	109.4	105.3	115.4	67

ITEM	MORGAN						MURRAY					
	Number			Rate or Ratio *			Number			Rate or Ratio *		
	Total	White	Non-White	Total	White	Non-White	Total	White	Non-White	Total	White	Non-White
1 Estimated population as of July 1	10,300	5,400	4,900				10,600	10,500	100			
<b>LIVE BIRTHS</b>												
2 Total	251	102	149	24.4	18.9	30.4	260	258	2	24.5	24.6	20.0
3 Delivered in hospital	168	100	68	66.9%	98.0%	45.6%	256	255	1	98.5%	98.8%	50.0%
4 Delivered in home by physician	2	-	2	0.8%	0%	1.3%	3	2	1	1.2%	0.8%	50.0%
5 Delivered in home by midwife	81	2	79	32.3%	2.0%	53.0%	-	-	-	0%	0%	0%
6 Other deliveries	-	-	-	0%	0%	0%	1	1	-	0.4%	0.4%	0%
7 Immature births	19	10	9	75.7	98.0	60.4	21	21	-	80.8	81.4	0
8 Live births to unwed mothers	40	2	38	159.4	19.6	255.0	7	7	-	26.9	27.1	0
<b>FETAL DEATHS</b>												
9 Total	5	2	3	19.9	19.6	20.1	3	3	-	11.5	11.6	0
10 Under 20 weeks gestation	2	1	1	8.0	9.8	6.7	-	-	-	0	0	0
11 20-27 weeks gestation	-	-	-	0	0	0	1	1	-	3.8	3.9	0
12 28 weeks and more	2	-	2	8.0	0	13.4	2	2	-	7.7	7.8	0
13 Unknown length of gestation	1	1	-	4.0	9.8	0	-	-	-	0	0	0
<b>DEATHS</b>												
14 Total, all ages	88	44	44	854.4	814.8	898.0	85	84	1	801.9	800.0	1000.0
15 Under 1 year	4	3	1	15.9	29.4	6.7	5	5	-	19.2	19.4	0
16 Under 28 days	4	3	1	15.9	29.4	6.7	3	3	-	11.5	11.6	0
17 Deaths from immaturity	1	-	1	4.0	0	6.7	1	1	-	3.8	3.9	0
18 1-4 years **	1	1	-	-	-	-	1	1	-	-	-	0
19 Maternal deaths	-	-	-	0	0	0	-	-	-	0	0	0
<b>CAUSE OF DEATH</b>												
20 Tuberculosis, all forms (001-019)	1	-	1	9.7	0	20.4	-	-	-	0	0	0
21 Syphilis and its sequelae (020-029)	1	-	1	9.7	0	20.4	-	-	-	0	0	0
22 Typhoid fever (040)	-	-	-	0	0	0	-	-	-	0	0	0
23 Dysentery, all forms (045-048)	-	-	-	0	0	0	-	-	-	0	0	0
24 Scarlet fever (050)	-	-	-	0	0	0	-	-	-	0	0	0
25 Streptococcal sore throat (051)	-	-	-	0	0	0	-	-	-	0	0	0
26 Diphtheria (055)	-	-	-	0	0	0	-	-	-	0	0	0
27 Whooping cough (056)	-	-	-	0	0	0	-	-	-	0	0	0
28 Meningococcal infections (057)	-	-	-	0	0	0	-	-	-	0	0	0
29 Acute poliomyelitis (080)	-	-	-	0	0	0	-	-	-	0	0	0
30 Acute infectious encephalitis (082)	-	-	-	0	0	0	-	-	-	0	0	0
31 Smallpox (084)	-	-	-	0	0	0	-	-	-	0	0	0
32 Measles (085)	-	-	-	0	0	0	-	-	-	0	0	0
33 Typhus and other rickettsial diseases (100-103, 105-108)	-	-	-	0	0	0	-	-	-	0	0	0
34 Rocky Mountain spotted fever (104)	-	-	-	0	0	0	-	-	-	0	0	0
35 Malaria (110-117)	-	-	-	0	0	0	-	-	-	0	0	0
36 All other diseases classified as infective and parasitic (030-039, 041-044, 049, 052-054, 059-074, 081, 083, 086-096, 120-138)	2	1	1	19.4	18.5	20.4	-	-	-	0	0	0
37 Malignant neoplasms, including neoplasms of lymphatic and haematopoietic tissues (140-205)	13	8	5	126.2	148.1	102.0	14	14	-	132.1	133.3	0
38 Benign and unspecified neoplasms (210-239)	1	1	-	9.7	18.5	0	-	-	-	0	0	0
39 Diabetes mellitus (260)	-	-	-	0	0	0	1	1	-	9.4	9.5	0
40 Pellagra (281)	-	-	-	0	0	0	-	-	-	0	0	0
41 Anemias (290-293)	-	-	-	0	0	0	1	1	-	9.4	9.5	0
42 Vascular lesions affecting central nervous system (330-334)	20	7	13	194.2	129.6	265.3	20	20	-	188.7	190.5	0
43 Nonmeningococcal meningitis (340)	-	-	-	0	0	0	1	1	-	9.4	9.5	0
44 Rheumatic fever (400-402)	-	-	-	0	0	0	-	-	-	0	0	0
45 Heart diseases (410-443)	23	10	13	223.3	185.2	265.3	18	17	1	169.8	161.9	1000.0
46 Hypertension without mention of heart (444-447)	1	-	1	9.7	0	20.4	1	1	-	9.4	9.5	0
47 Influenza and pneumonia (480-483, 490-493)	4	3	1	38.8	55.6	20.4	3	3	-	28.3	28.6	0
48 Bronchitis (500-502)	-	-	-	0	0	0	-	-	-	0	0	0
49 Ulcer of stomach and duodenum (540, 541)	1	-	1	9.7	0	20.4	1	1	-	9.4	9.5	0
50 Appendicitis (550-553)	-	-	-	0	0	0	-	-	-	0	0	0
51 Intestinal obstruction and hernia (560, 561, 570)	-	-	-	0	0	0	1	1	-	9.4	9.5	0
52 Gastritis, duodenitis, enteritis and colitis (except diarrhea of the newborn) (543, 571, 572)	-	-	-	0	0	0	1	1	-	9.4	9.5	0
53 Cirrhosis of liver (581)	-	-	-	0	0	0	2	2	-	18.9	19.0	0
54 Nephritis and nephrosis (590-594)	1	-	1	9.7	0	20.4	2	2	-	18.9	19.0	0
55 Hyperplasia of prostate (610)	1	-	1	9.7	0	20.4	-	-	-	0	0	0
56 Complications of pregnancy, childbirth and the puerperium (640-652, 670-689)	-	-	-	0	0	0	-	-	-	0	0	0
57 Congenital malformations (750-759)	1	1	-	9.7	18.5	0	-	-	-	0	0	0
58 Birth injuries, postnatal asphyxia and atelectasis (760-762)	1	-	1	9.7	18.5	0	2	2	-	18.9	19.0	0
59 Infection of the newborn (763-768)	-	-	-	0	0	0	-	-	-	0	0	0
60 Other diseases peculiar to early infancy, and immaturity unqualified (769-776)	2	1	1	19.4	18.5	20.4	1	1	-	9.4	9.5	0
61 Senility, without mention of psychosis (794)	-	-	-	0	0	0	1	1	-	9.4	9.5	0
62 Ill-defined and unknown causes (780-793, 795)	-	-	-	0	0	0	1	1	-	9.4	9.5	0
63 Motor vehicle accidents (E810-E835)	4	4	-	38.8	74.1	0	2	2	-	18.9	19.0	0
64 All other accidents (E800-E802, E840-E962)	5	3	2	48.5	55.6	40.8	4	4	-	37.7	38.1	0
65 Suicide (E963, E970-E979)	2	1	1	19.4	18.5	20.4	-	-	-	0	0	0
66 Homicide (E964, E980-E985)	1	-	1	9.7	0	20.4	1	1	-	9.4	9.5	0
67 All other diseases (residual)	3	3	-	29.1	55.6	0	7	7	-	66.0	66.7	0



TABLE XIII VITAL STATISTICS, BY COUNTY, BY RACE, GEORGIA, 1961

ITEM	MUSCOGEE						NEWTON					
	Number			Rate or Ratio *			Number			Rate or Ratio *		
	Total	White	Non-White	Total	White	Non-White	Total	White	Non-White	Total	White	Non-White
1 Estimated population as of July 1	144,500	106,400	38,100				21,100	13,900	7,200			
<b>LIVE BIRTHS</b>												
2 Total	4,383	3,302	1,081	30.3	31.0	28.4	526	282	244	24.9	20.3	33.9
3 Delivered in hospital	4,334	3,291	1,043	98.9%	99.7%	96.5%	460	278	182	87.5%	98.6%	74.6%
4 Delivered in home by physician	27	11	16	0.6%	0.3%	1.5%	5	3	2	1.0%	1.1%	0.8%
5 Delivered in home by midwife	21	—	21	0.5%	0%	1.9%	61	1	60	11.6%	0.4%	24.6%
6 Other deliveries	1	—	1	0.0%	0%	0.1%	—	—	—	0%	0%	0%
7 Immature births	388	243	145	88.5	73.6	134.1	47	20	27	89.4	70.9	110.7
8 Live births to unwed mothers	223	41	182	50.9	12.4	168.4	54	4	50	102.7	14.2	204.9
<b>FETAL DEATHS</b>												
9 Total	129	82	47	29.4	24.8	43.5	18	5	13	34.2	17.7	53.3
10 Under 20 weeks gestation	35	27	8	8.0	8.2	7.4	4	1	3	7.6	3.5	12.3
11 20-27 weeks gestation	18	10	8	4.1	3.0	7.4	4	2	2	7.6	7.1	8.2
12 28 weeks and more	59	31	28	13.5	9.4	25.9	10	2	8	19.0	7.1	32.8
13 Unknown length of gestation	17	14	3	3.9	4.2	2.8	—	—	—	0	0	0
<b>DEATHS</b>												
14 Total, all ages	1,035	694	341	716.3	652.3	895.0	176	113	63	834.1	812.9	875.0
15 Under 1 year	124	85	39	28.3	25.7	36.1	12	3	9	22.8	10.6	36.9
16 Under 28 days	98	69	29	22.4	20.9	26.8	8	3	5	15.2	10.6	20.5
17 Deaths from immaturity	22	11	11	5.0	3.3	10.2	2	—	2	3.8	0	8.2
18 1-4 years **	13	9	4	—	—	—	4	1	3	—	—	—
19 Maternal deaths	1	1	—	2.3	3.0	0	—	—	—	0	0	0
<b>CAUSE OF DEATH</b>												
20 Tuberculosis, all forms (001-019)	12	7	5	8.3	6.6	13.1	—	—	—	0	0	0
21 Syphilis and its sequelae (020-029)	6	3	3	4.2	2.8	7.9	—	—	—	0	0	0
22 Typhoid fever (040)	—	—	—	0	0	0	—	—	—	0	0	0
23 Dysentery, all forms (045-048)	—	—	—	0	0	0	—	—	—	0	0	0
24 Scarlet fever (050)	—	—	—	0	0	0	—	—	—	0	0	0
25 Streptococcal sore throat (051)	—	—	—	0	0	0	—	—	—	0	0	0
26 Diphtheria (055)	—	—	—	0	0	0	—	—	—	0	0	0
27 Whooping cough (056)	1	—	1	0.7	0	2.6	—	—	—	0	0	0
28 Meningococcal infections (057)	—	—	—	0	0	0	1	1	—	4.7	7.2	0
29 Acute poliomyelitis (080)	—	—	—	0	0	0	—	—	—	0	0	0
30 Acute infectious encephalitis (082)	—	—	—	0	0	0	—	—	—	0	0	0
31 Smallpox (084)	—	—	—	0	0	0	—	—	—	0	0	0
32 Measles (085)	1	—	1	0.7	0	2.6	—	—	—	0	0	0
33 Typhus and other rickettsial diseases (100-103, 105-108)	—	—	—	0	0	0	—	—	—	0	0	0
34 Rocky Mountain spotted fever (104)	—	—	—	0	0	0	—	—	—	0	0	0
35 Malaria (110-117)	—	—	—	0	0	0	—	—	—	0	0	0
36 All other diseases classified as infective and parasitic (030-039, 041-044, 049, 052-054, 059-074, 081, 083, 086-096, 120-138)	3	2	1	2.1	1.9	2.6	2	2	—	9.5	14.4	0
37 Malignant neoplasms, including neoplasms of lymphatic and haematopoietic tissues (140-205)	132	97	35	91.3	91.2	91.9	23	17	6	109.0	122.3	83.3
38 Benign and unspecified neoplasms (210-239)	2	—	2	1.4	0	5.2	—	—	—	0	0	0
39 Diabetes mellitus (260)	13	11	2	9.0	10.3	5.2	—	—	—	0	0	0
40 Pellagra (281)	—	—	—	0	0	0	—	—	—	0	0	0
41 Anemias (290-293)	2	—	2	1.4	0	5.2	1	—	1	4.7	0	13.9
42 Vascular lesions affecting central nervous system (330-334)	114	64	50	78.9	60.2	131.2	38	20	18	180.1	143.9	250.0
43 Nonmeningococcal meningitis (340)	1	1	—	0.7	0.9	0	—	—	—	0	0	0
44 Rheumatic fever (400-402)	—	—	—	0	0	0	—	—	—	0	0	0
45 Heart diseases (410-443)	353	251	102	244.3	235.9	267.7	43	34	9	203.8	244.6	125.0
46 Hypertension without mention of heart (444-447)	4	1	3	2.8	0.9	7.9	3	1	2	14.2	7.2	27.8
47 Influenza and pneumonia (480-483, 490-493)	30	18	12	20.8	16.9	31.5	8	4	4	37.9	28.8	55.6
48 Bronchitis (500-502)	—	—	—	0	0	0	—	—	—	0	0	0
49 Ulcer of stomach and duodenum (540, 541)	3	3	—	2.1	2.8	0	2	1	1	9.5	7.2	13.9
50 Appendicitis (550-553)	4	1	3	2.8	0.9	7.9	—	—	—	0	0	0
51 Intestinal obstruction and hernia (560, 561, 570)	4	2	2	2.8	1.9	5.2	—	—	—	0	0	0
52 Gastritis, duodenitis, enteritis and colitis (except diarrhea of the newborn) (543, 571, 572)	8	5	3	5.5	4.7	7.9	1	1	—	4.7	7.2	0
53 Cirrhosis of liver (581)	7	6	1	4.8	5.6	2.6	3	2	1	14.2	14.4	13.9
54 Nephritis and nephrosis (590-594)	14	5	9	9.7	4.7	23.6	2	1	1	9.5	7.2	13.9
55 Hyperplasia of prostate (610)	3	—	3	2.1	0	7.9	1	1	—	4.7	7.2	0
56 Complications of pregnancy, childbirth and the puerperium (640-652, 670-689)	1	1	—	0.7	0.9	0	—	—	—	0	0	0
57 Congenital malformations (750-759)	25	20	5	17.3	18.8	13.1	—	—	—	0	0	0
58 Birth injuries, postnatal asphyxia and atelectasis (760-762)	31	24	7	21.5	22.6	18.4	3	—	3	14.2	0	41.7
59 Infection of the newborn (763-768)	11	6	5	7.6	5.6	13.1	—	—	—	0	0	0
60 Other diseases peculiar to early infancy, and immaturity unqualified (769-774)	41	26	15	28.4	24.4	39.4	5	3	2	23.7	21.6	27.8
61 Senility, without mention of psychosis (794)	1	1	—	0.7	0.9	0	—	—	—	0	0	0
62 Ill-defined and unknown causes (780-793, 795)	11	7	4	7.6	6.6	10.5	1	—	1	4.7	0	13.9
63 Motor vehicle accidents (E810-E835)	31	24	7	21.5	22.6	18.4	3	2	1	14.2	14.4	13.9
64 All other accidents (E800-E802, E840-E862)	46	32	14	31.8	30.1	36.7	12	6	6	56.9	43.2	83.3
65 Suicide (E963, E970-E979)	9	9	—	6.2	8.5	0	1	1	—	4.7	7.2	0
66 Homicide (E964, E980-E985)	18	6	12	12.5	5.6	31.5	4	2	2	19.0	14.4	27.8
67 All other diseases (residual)	93	61	32	64.4	57.3	84.0	19	14	5	90.0	100.7	69.4

TABLE XIII VITAL STATISTICS, BY COUNTY, BY RACE, GEORGIA, 1961

ITEM	OCONEE						OGLETHORPE					
	Number			Rate or Ratio *			Number			Rate or Ratio *		
	Total	White	Non-White	Total	White	Non-White	Total	White	Non-White	Total	White	Non-White
1 Estimated population as of July 1	6,300	4,900	1,400				7,900	4,400	3,500			
<b>LIVE BIRTHS</b>												
2 Total	116	77	39	18.4	15.7	27.9	162	54	108	20.5	12.3	30.9
3 Delivered in hospital	113	77	36	97.4%	100.0%	92.3%	146	53	93	90.1%	98.1%	86.1%
4 Delivered in home by physician				0%	0%	0%	1		1	0.6%	0%	0.9%
5 Delivered in home by midwife	3		3	2.6%	0%	7.7%	15	1	14	9.3%	1.9%	13.0%
6 Other deliveries				0%	0%	0%				0%	0%	0%
7 Immature births	11	8	3	94.8	103.9	76.9	18	4	14	111.1	74.1	129.6
8 Live births to unwed mothers	16	3	13	137.9	39.0	333.3	33		33	203.7	0	305.6
<b>FETAL DEATHS</b>												
9 Total	6	3	3	51.7	39.0	76.9	4	3	1	24.7	55.6	9.3
10 Under 20 weeks gestation	4	2	2	34.5	26.0	51.3	1	1		6.2	18.5	0
11 20-27 weeks gestation				0	0	0	2	1	1	12.3	18.5	9.3
12 28 weeks and more	2	1	1	17.2	13.0	25.6	1	1		6.2	18.5	0
13 Unknown length of gestation				0	0	0				0	0	0
<b>DEATHS</b>												
14 Total, all ages	64	50	14	1015.9	1020.4	1000.0	96	66	30	1215.2	1500.0	857.1
15 Under 1 year	3	2	1	25.9	26.0	25.6	6	2	4	37.0	37.0	37.0
16 Under 28 days	1	1		8.6	13.0	0	4	2	2	24.7	37.0	18.5
17 Deaths from immaturity				0	0	0	2		2	12.3	0	18.5
18 1-4 years **	1	1					1		1			
19 Maternal deaths				0	0	0	1	1		61.7	185.2	0
<b>CAUSE OF DEATH</b>												
20 Tuberculosis, all forms (001-019)	1	1		15.9	20.4	0				0	0	0
21 Syphilis and its sequelae (020-029)				0	0	0				0	0	0
22 Typhoid fever (040)				0	0	0				0	0	0
23 Dysentery, all forms (045-048)				0	0	0				0	0	0
24 Scarlet fever (050)				0	0	0				0	0	0
25 Streptococcal sore throat (051)				0	0	0				0	0	0
26 Diphtheria (055)				0	0	0				0	0	0
27 Whooping cough (056)				0	0	0				0	0	0
28 Meningococcal infections (057)				0	0	0				0	0	0
29 Acute poliomyelitis (080)				0	0	0				0	0	0
30 Acute infectious encephalitis (082)				0	0	0				0	0	0
31 Smallpox (084)				0	0	0				0	0	0
32 Measles (085)				0	0	0				0	0	0
33 Typhus and other rickettsial diseases (100-103, 105-108)				0	0	0				0	0	0
34 Rocky Mountain spotted fever (104)				0	0	0				0	0	0
35 Malaria (110-117)				0	0	0				0	0	0
36 All other diseases classified as infective and parasitic (030-039, 041-044, 049, 052-054, 059-074, 081, 083, 086-096, 120-138)				0	0	0				0	0	0
37 Malignant neoplasms, including neoplasms of lymphatic and haemopoietic tissues (140-205)	5	4	1	79.4	81.6	71.4	15	13	2	189.9	295.5	57.1
38 Benign and unspecified neoplasms (210-239)				0	0	0	1	1		12.7	22.7	0
39 Diabetes mellitus (260)	1	1		15.9	20.4	0	1	1		12.7	22.7	0
40 Pellagra (281)				0	0	0				0	0	0
41 Anemias (290-293)				0	0	0				0	0	0
42 Vascular lesions affecting central nervous system (330-334)	9	7	2	142.9	142.9	142.9	14	7	7	177.2	159.1	200.0
43 Nonmeningococcal meningitis (340)				0	0	0				0	0	0
44 Rheumatic fever (400-402)				0	0	0				0	0	0
45 Heart diseases (410-443)	27	22	5	428.6	449.0	357.1	27	21	6	341.8	477.3	171.4
46 Hypertension without mention of heart (444-447)				0	0	0	1	1		12.7	22.7	0
47 Influenza and pneumonia (480-483, 490-493)	3	2	1	47.6	40.8	71.4	4	4		50.6	90.9	0
48 Bronchitis (500-502)				0	0	0	1	1		12.7	22.7	0
49 Ulcer of stomach and duodenum (540, 541)	1		1	15.9	0	71.4				0	0	0
50 Appendicitis (550-553)				0	0	0				0	0	0
51 Intestinal obstruction and hernia (560, 561, 570)				0	0	0				0	0	0
52 Gastritis, duodenitis, enteritis and colitis (except diarrhea of the newborn) (543, 571, 572)	1	1		15.9	20.4	0	1	1		12.7	22.7	0
53 Cirrhosis of liver (581)				0	0	0				0	0	0
54 Nephritis and nephrosis (590-594)				0	0	0	1	1		12.7	22.7	0
55 Hyperplasia of prostate (610)				0	0	0				0	0	0
56 Complications of pregnancy, childbirth and the puerperium (640-652, 670-689)				0	0	0	1	1		12.7	22.7	0
57 Congenital malformations (750-759)				0	0	0	1		1	12.7	0	28.6
58 Birth injuries, postnatal asphyxia and atelectasis (760-762)	1	1		15.9	20.4	0	2	2		25.3	45.5	0
59 Infection of the newborn (763-768)				0	0	0				0	0	0
60 Other diseases peculiar to early infancy, and immaturity unqualified (769-776)				0	0	0	2		2	25.3	0	57.1
61 Senility, without mention of psychosis (794)	1	1		15.9	20.4	0				0	0	0
62 Ill-defined and unknown causes (780-793, 795)	2	1	1	31.7	20.4	71.4	7	3	4	88.6	68.2	114.3
63 Motor vehicle accidents (E810-E835)	1			15.9	0	71.4	1	1		12.7	22.7	0
64 All other accidents (E800-E802, E840-E962)	3	3		47.6	61.2	0	3	3	2	63.3	68.2	57.1
65 Suicide (E963, E970-E979)	3	3		47.6	61.2	0	1		1	12.7	0	28.6
66 Homicide (E984, E980-E985)				0	0	0				0	0	0
67 All other diseases (residual)	5	3	2	79.4	61.2	142.9	10	5	5	126.6	113.6	142.9

TABLE XIII VITAL STATISTICS, BY COUNTY, BY RACE, GEORGIA, 1961

ITEM	PAULDING						PEACH						
	Number			Rate or Ratio *			Number			Rate or Ratio *			
	Total	White	Non-White	Total	White	Non-White	Total	White	Non-White	Total	White	Non-White	
1 Estimated population as of July 1	13,300	12,100	1,200				14,000	5,800	8,200				1
<b>LIVE BIRTHS</b>													
2 Total	285	256	29	21.4	21.2	24.2	403	122	281	28.8	21.0	34.3	2
3 Delivered in hospital	282	256	26	98.9%	100.0%	89.7%	280	120	160	69.5%	98.4%	56.9%	3
4 Delivered in home by physician	1	-	1	0.4%	0%	3.4%	6	-	6	1.5%	0%	2.1%	4
5 Delivered in home by midwife	2	-	2	0.7%	0%	6.9%	117	2	115	29.0%	1.6%	40.9%	5
6 Other deliveries	-	-	-	0%	0%	0%	-	-	-	0%	0%	0%	6
7 Immature births	19	16	3	66.7	62.5	103.4	40	11	29	99.3	90.2	103.2	7
8 Live births to unwed mothers	4	1	3	14.0	3.9	103.4	70	-	70	173.7	0	249.1	8
<b>FETAL DEATHS</b>													
9 Total	9	5	4	31.6	19.5	137.9	8	2	6	19.9	16.4	21.4	9
10 Under 20 weeks gestation	2	1	1	7.0	3.9	34.5	1	1	-	2.5	8.2	0	10
11 20-27 weeks gestation	5	2	3	17.5	7.8	103.4	4	-	4	9.9	0	14.2	11
12 28 weeks and more	2	2	-	7.0	7.8	0	3	1	2	7.4	8.2	7.1	12
13 Unknown length of gestation	-	-	-	0	0	0	-	-	-	0	0	0	13
<b>DEATHS</b>													
14 Total, all ages	126	114	12	947.4	942.1	1000.0	142	58	84	1014.3	1000.0	1024.4	14
15 Under 1 year	8	7	1	28.1	27.3	34.5	14	2	12	34.7	16.4	42.7	15
16 Under 28 days	4	4	-	14.0	15.6	0	9	2	7	22.3	16.4	24.9	16
17 Deaths from immaturity	1	1	-	3.5	3.9	0	1	-	1	2.5	0	3.6	17
18 1-4 years * *	2	2	-	-	-	-	2	-	2	-	-	-	18
19 Maternal deaths	2	1	1	70.2	39.1	344.8	1	-	1	24.8	0	35.6	19
<b>CAUSE OF DEATH</b>													
20 Tuberculosis, all forms (001-019)	1	1	-	7.5	8.3	0	2	1	1	14.3	17.2	12.2	20
21 Syphilis and its sequelae (020-029)	-	-	-	0	0	0	-	-	-	0	0	0	21
22 Typhoid fever (040)	-	-	-	0	0	0	-	-	-	0	0	0	22
23 Dysentery, all forms (045-048)	-	-	-	0	0	0	-	-	-	0	0	0	23
24 Scarlet fever (050)	-	-	-	0	0	0	-	-	-	0	0	0	24
25 Streptococcal sore throat (051)	-	-	-	0	0	0	-	-	-	0	0	0	25
26 Diphtheria (055)	-	-	-	0	0	0	-	-	-	0	0	0	26
27 Whooping cough (056)	-	-	-	0	0	0	-	-	-	0	0	0	27
28 Meningococcal infections (057)	-	-	-	0	0	0	-	-	-	0	0	0	28
29 Acute poliomyelitis (080)	-	-	-	0	0	0	-	-	-	0	0	0	29
30 Acute infectious encephalitis (082)	-	-	-	0	0	0	-	-	-	0	0	0	30
31 Smallpox (084)	-	-	-	0	0	0	-	-	-	0	0	0	31
32 Measles (085)	-	-	-	0	0	0	-	-	-	0	0	0	32
33 Typhus and other rickettsial diseases (100-103, 105-108)	-	-	-	0	0	0	-	-	-	0	0	0	33
34 Rocky Mountain spotted fever (104)	-	-	-	0	0	0	-	-	-	0	0	0	34
35 Malaria (110-117)	-	-	-	0	0	0	-	-	-	0	0	0	35
36 All other diseases classified as infective and parasitic (030-039, 041-044, 049, 052-054, 059-074, 081, 083, 086-096, 120-138)	-	-	-	0	0	0	1	-	1	7.1	0	12.2	36
37 Malignant neoplasms, including neoplasms of lymphatic and haematopoietic tissues (140-205)	13	13	-	97.7	107.4	0	15	7	8	107.1	120.7	97.6	37
38 Benign and unspecified neoplasms (210-239)	-	-	-	0	0	0	-	-	-	0	0	0	38
39 Diabetes mellitus (260)	1	1	-	7.5	8.3	0	-	-	-	0	0	0	39
40 Pellagra (281)	-	-	-	0	0	0	-	-	-	0	0	0	40
41 Anemias (290-293)	2	2	-	15.0	16.5	0	-	-	-	0	0	0	41
42 Vascular lesions affecting central nervous system (330-334)	25	22	3	188.0	181.8	250.0	22	6	16	157.1	103.4	195.1	42
43 Nonmeningococcal meningitis (340)	1	-	1	7.5	0	83.3	-	-	-	0	0	0	43
44 Rheumatic fever (400-402)	-	-	-	0	0	0	-	-	-	0	0	0	44
45 Heart diseases (410-443)	42	40	2	315.8	330.6	166.7	53	27	26	378.6	465.5	317.1	45
46 Hypertension without mention of heart (444-447)	-	-	-	0	0	0	1	-	1	7.1	0	12.2	46
47 Influenza and pneumonia (480-483, 490-493)	5	5	-	37.6	41.3	0	5	3	2	35.7	51.7	24.4	47
48 Bronchitis (500-502)	1	1	-	7.5	8.3	0	-	-	-	0	0	0	48
49 Ulcer of stomach and duodenum (540, 541)	4	4	-	30.1	33.1	0	-	-	-	0	0	0	49
50 Appendicitis (550-553)	-	-	-	0	0	0	-	-	-	0	0	0	50
51 Intestinal obstruction and hernia (560, 561, 570)	1	-	1	7.5	0	83.3	1	-	1	7.1	0	12.2	51
52 Gastritis, duodenitis, enteritis and colitis (except diarrhea of the newborn) (543, 571, 572)	2	2	-	15.0	16.5	0	2	1	1	14.3	17.2	12.2	52
53 Cirrhosis of liver (581)	-	-	-	0	0	0	-	-	-	0	0	0	53
54 Nephritis and nephrosis (590-594)	-	-	-	0	0	0	1	-	1	7.1	0	12.2	54
55 Hyperplasia of prostate (610)	-	-	-	0	0	0	-	-	-	0	0	0	55
56 Complications of pregnancy, childbirth and the puerperium (640-652, 670-689)	2	1	1	15.0	8.3	83.3	1	-	1	7.1	0	12.2	56
57 Congenital malformations (750-759)	2	1	1	15.0	8.3	83.3	2	1	1	14.3	17.2	12.2	57
58 Birth injuries, postnatal asphyxia and atelectasis (760-762)	2	2	-	15.0	16.5	0	1	-	1	7.1	0	12.2	58
59 Infection of the newborn (763-768)	-	-	-	0	0	0	1	-	1	7.1	0	12.2	59
60 Other diseases peculiar to early infancy, and immaturity unqualified (769-776)	2	2	-	15.0	16.5	0	5	-	5	35.7	0	61.0	60
61 Senility, without mention of psychosis (794)	-	-	-	0	0	0	-	-	-	0	0	0	61
62 Ill-defined and unknown causes (780-793, 795)	-	-	-	0	0	0	-	-	-	0	0	0	62
63 Motor vehicle accidents (E810-E835)	4	3	1	30.1	24.8	83.3	1	1	-	7.1	17.2	0	63
64 All other accidents (E800-E802, E840-E862)	2	2	-	15.0	16.5	0	8	2	6	57.1	34.5	73.2	64
65 Suicide (E963, E970-E979)	2	1	1	15.0	8.3	83.3	2	2	-	14.3	34.5	0	65
66 Homicide (E964, E980-E985)	2	1	1	15.0	8.3	83.3	3	1	2	21.4	17.2	24.4	66
67 All other diseases (residual)	10	10	-	75.2	82.6	0	15	6	9	107.1	103.4	109.8	67

TABLE XIII VITAL STATISTICS, BY COUNTY, BY RACE, GEORGIA, 1961

ITEM	PICKENS						PIERCE					
	Number			Rate or Ratio *			Number			Rate or Ratio *		
	Total	White	Non-White	Total	White	Non-White	Total	White	Non-White	Total	White	Non-White
1 Estimated population as of July 1	9,100	8,700	400				9,700	7,600	2,100			
<b>LIVE BIRTHS</b>												
2 Total	207	197	10	22.7	22.6	25.0	221	153	68	22.8	20.1	32.4
3 Delivered in hospital	207	197	10	100.0%	100.0%	100.0%	192	148	44	86.9%	96.7%	64.7%
4 Delivered in home by physician	—	—	—	0%	0%	0%	2	2	—	0.9%	1.3%	0%
5 Delivered in home by midwife	—	—	—	0%	0%	0%	27	3	24	12.2%	2.0%	35.3%
6 Other deliveries	—	—	—	0%	0%	0%	—	—	—	0%	0%	0%
7 Immature births	14	13	1	67.6	66.0	100.0	18	10	8	81.4	65.4	117.6
8 Live births to unwed mothers	3	2	1	14.5	10.2	100.0	10	—	10	45.2	0	147.1
<b>FETAL DEATHS</b>												
9 Total	7	7	—	33.8	35.5	0	5	4	1	22.6	26.1	14.7
10 Under 20 weeks gestation	2	2	—	9.7	10.2	0	1	1	—	4.5	6.5	0
11 20-27 weeks gestation	1	1	—	4.8	5.1	0	1	—	1	4.5	0	14.7
12 28 weeks and more	4	4	—	19.3	20.3	0	2	2	—	9.0	13.1	0
13 Unknown length of gestation	—	—	—	0	0	0	1	1	—	4.5	6.5	0
<b>DEATHS</b>												
14 Total, all ages	79	76	3	868.1	873.6	750.0	110	79	31	134.0	1039.5	1476.2
15 Under 1 year	1	1	—	4.8	5.1	0	7	5	2	31.7	32.7	29.4
16 Under 28 days	—	—	—	0	0	0	4	3	1	18.1	19.6	14.7
17 Deaths from immaturity	—	—	—	0	0	0	—	—	—	0	0	0
18 1-4 years **	1	1	—	—	—	—	4	2	2	—	—	—
19 Maternal deaths	1	1	—	48.3	50.8	0	—	—	—	0	0	0
<b>CAUSE OF DEATH</b>												
20 Tuberculosis, all forms (001-019)	—	—	—	0	0	0	—	—	—	0	0	0
21 Syphilis and its sequelae (020-029)	—	—	—	0	0	0	—	—	—	0	0	0
22 Typhoid fever (040)	—	—	—	0	0	0	—	—	—	0	0	0
23 Dysentery, all forms (045-048)	—	—	—	0	0	0	—	—	—	0	0	0
24 Scarlet fever (050)	—	—	—	0	0	0	—	—	—	0	0	0
25 Streptococcal sore throat (051)	—	—	—	0	0	0	—	—	—	0	0	0
26 Diphtheria (055)	—	—	—	0	0	0	—	—	—	0	0	0
27 Whooping cough (056)	—	—	—	0	0	0	—	—	—	0	0	0
28 Meningococcal infections (057)	—	—	—	0	0	0	—	—	—	0	0	0
29 Acute poliomyelitis (080)	—	—	—	0	0	0	—	—	—	0	0	0
30 Acute infectious encephalitis (082)	—	—	—	0	0	0	—	—	—	0	0	0
31 Smallpox (084)	—	—	—	0	0	0	—	—	—	0	0	0
32 Measles (085)	—	—	—	0	0	0	—	—	—	0	0	0
33 Typhus and other rickettsial diseases (100-103, 105-108)	—	—	—	0	0	0	—	—	—	0	0	0
34 Rocky Mountain spotted fever (104)	—	—	—	0	0	0	—	—	—	0	0	0
35 Malaria (110-117)	—	—	—	0	0	0	—	—	—	0	0	0
36 All other diseases classified as infective and parasitic (030-039, 041-044, 049, 052-054, 059-074, 081, 083, 086-096, 120-138)	—	—	—	0	0	0	1	1	—	10.3	13.2	0
37 Malignant neoplasms, including neoplasms of lymphatic and haematopoietic tissues (140-205)	17	16	1	186.8	183.9	250.0	16	12	4	164.9	157.9	190.5
38 Benign and unspecified neoplasms (210-239)	—	—	—	0	0	0	—	—	—	0	0	0
39 Diabetes mellitus (260)	2	2	—	22.0	23.0	0	3	1	2	30.9	13.2	95.2
40 Pellagra (281)	—	—	—	0	0	0	—	—	—	0	0	0
41 Anemias (290-293)	1	1	—	11.0	11.5	0	1	—	1	10.3	0	47.6
42 Vascular lesions affecting central nervous system (330-334)	14	14	—	153.8	160.9	0	8	5	3	82.5	65.8	142.9
43 Nonmeningococcal meningitis (340)	—	—	—	0	0	0	—	—	—	0	0	0
44 Rheumatic fever (400-402)	1	—	1	11.0	0	250.0	—	—	—	0	0	0
45 Heart diseases (410-443)	27	26	1	296.7	298.9	250.0	39	25	14	402.1	328.9	666.7
46 Hypertension without mention of heart (444-447)	—	—	—	0	0	0	2	1	1	20.6	13.2	47.6
47 Influenza and pneumonia (480-483, 490-493)	—	—	—	0	0	0	5	4	1	51.5	52.6	47.6
48 Bronchitis (500-502)	—	—	—	0	0	0	—	—	—	0	0	0
49 Ulcer of stomach and duodenum (540, 541)	—	—	—	0	0	0	2	2	—	20.6	26.3	0
50 Appendicitis (550-553)	—	—	—	0	0	0	—	—	—	0	0	0
51 Intestinal obstruction and hernia (560, 561, 570)	—	—	—	0	0	0	1	1	—	10.3	13.2	0
52 Gastritis, duodenitis, enteritis and colitis (except diarrhea of the newborn) (543, 571, 572)	2	2	—	22.0	23.0	0	1	1	—	10.3	13.2	0
53 Cirrhosis of liver (581)	2	2	—	22.0	23.0	0	1	—	1	10.3	0	47.6
54 Nephritis and nephrosis (590-594)	1	1	—	11.0	11.5	0	—	—	—	0	0	0
55 Hyperplasia of prostate (610)	—	—	—	0	0	0	—	—	—	0	0	0
56 Complications of pregnancy, childbirth and the puerperium (640-652, 670-689)	1	1	—	11.0	11.5	0	—	—	—	0	0	0
57 Congenital malformations (750-759)	—	—	—	0	0	0	1	1	—	10.3	13.2	0
58 Birth injuries, postnatal asphyxia and atelectasis (760-762)	—	—	—	0	0	0	2	2	—	20.6	26.3	0
59 Infection of the newborn (763-768)	—	—	—	0	0	0	—	—	—	0	0	0
60 Other diseases peculiar to early infancy, and immaturity unqualified (769-776)	—	—	—	0	0	0	1	1	—	10.3	13.2	0
61 Senility, without mention of psychosis (794)	—	—	—	0	0	0	1	1	—	10.3	13.2	0
62 Ill-defined and unknown causes (780-793, 795)	1	1	—	11.0	11.5	0	2	2	—	20.6	26.3	0
63 Motor vehicle accidents (E810-E835)	3	3	—	33.0	34.5	0	3	2	1	30.9	26.3	47.6
64 All other accidents (E800-E802, E840-E962)	2	2	—	22.0	23.0	0	4	4	—	41.2	52.6	0
65 Suicide (E963, E970-E979)	—	—	—	0	0	0	1	1	—	10.3	13.2	0
66 Homicide (E964, E980-E985)	—	—	—	0	0	0	2	1	1	20.6	13.2	47.6
67 All other diseases (residual)	5	5	—	54.9	57.5	0	13	11	2	134.0	144.7	95.2

TABLE XIII VITAL STATISTICS, BY COUNTY, BY RACE, GEORGIA, 1961

ITEM	PIKE						POLK						
	Number			Rate or Ratio **			Number			Rate or Ratio **			
	Total	White	Non-White	Total	White	Non-White	Total	White	Non-White	Total	White	Non-White	
1 Estimated population as of July 1	7,200	4,000	3,200				28,700	24,100	4,600				1
<b>LIVE BIRTHS</b>													
2 Total	160	63	97	22.2	15.8	30.3	625	478	147	21.8	19.8	32.0	2
3 Delivered in hospital	95	60	35	59.4%	95.2%	36.1%	592	474	118	94.7%	99.2%	80.3%	3
4 Delivered in home by physician	6	1	5	3.8%	1.6%	5.2%	2	1	1	0.3%	0.2%	0.7%	4
5 Delivered in home by midwife	59	2	57	36.9%	3.2%	58.8%	31	3	28	5.0%	0.6%	19.0%	5
6 Other deliveries	-	-	-	0%	0%	0%	-	-	-	0%	0%	0%	6
7 Immature births	21	9	12	131.3	142.9	123.7	59	41	18	94.4	85.8	122.4	7
8 Live births to unwed mothers	24	1	23	150.0	15.9	237.1	53	10	43	84.8	20.9	292.5	8
<b>FETAL DEATHS</b>													
9 Total	12	4	8	75.0	63.5	82.5	16	10	6	25.6	20.9	40.8	9
10 Under 20 weeks gestation	2	-	2	12.5	0	20.6	2	1	1	3.2	2.1	6.8	10
11 20-27 weeks gestation	3	1	2	18.8	15.9	20.6	3	2	1	4.8	4.2	6.8	11
12 28 weeks and more	6	3	3	37.5	47.6	30.9	6	3	3	9.6	6.3	20.4	12
13 Unknown length of gestation	1	-	1	6.3	0	10.3	5	4	1	8.0	8.4	6.8	13
<b>DEATHS</b>													
14 Total, all ages	95	53	42	319.4	325.0	312.5	320	262	58	115.0	108.1	126.9	14
15 Under 1 year	8	2	6	50.0	31.7	61.9	26	14	12	41.6	29.3	81.6	15
16 Under 28 days	7	2	5	43.8	31.7	51.5	17	8	9	27.2	16.7	61.2	16
17 Deaths from immaturity	3	-	3	18.8	0	30.9	4	1	3	6.4	2.1	20.4	17
18 1-4 years * *	-	-	-	-	-	-	4	3	1	-	-	-	18
19 Maternal deaths	-	-	-	0	0	0	1	1	-	16.0	20.9	0	19
<b>CAUSE OF DEATH</b>													
20 Tuberculosis, all forms (001-019)	1	-	1	13.9	0	31.3	-	-	-	0	0	0	20
21 Syphilis and its sequelae (020-029)	-	-	-	0	0	0	1	1	-	3.5	4.1	0	21
22 Typhoid fever (040)	-	-	-	0	0	0	-	-	-	0	0	0	22
23 Dysentery, all forms (045-048)	-	-	-	0	0	0	-	-	-	0	0	0	23
24 Scarlet fever (050)	-	-	-	0	0	0	-	-	-	0	0	0	24
25 Streptococcal sore throat (051)	-	-	-	0	0	0	-	-	-	0	0	0	25
26 Diphtheria (055)	-	-	-	0	0	0	-	-	-	0	0	0	26
27 Whooping cough (056)	-	-	-	0	0	0	-	-	-	0	0	0	27
28 Meningococcal infections (057)	-	-	-	0	0	0	-	-	-	0	0	0	28
29 Acute poliomyelitis (080)	-	-	-	0	0	0	-	-	-	0	0	0	29
30 Acute infectious encephalitis (082)	-	-	-	0	0	0	-	-	-	0	0	0	30
31 Smallpox (084)	-	-	-	0	0	0	-	-	-	0	0	0	31
32 Measles (085)	-	-	-	0	0	0	-	-	-	0	0	0	32
33 Typhus and other rickettsial diseases (100-103, 105-108)	-	-	-	0	0	0	-	-	-	0	0	0	33
34 Rocky Mountain spotted fever (104)	-	-	-	0	0	0	-	-	-	0	0	0	34
35 Malaria (110-117)	-	-	-	0	0	0	-	-	-	0	0	0	35
36 All other diseases classified as infective and parasitic (030-039, 041-044, 049, 052-054, 059-074, 081, 083, 086-096, 120-138)	1	-	1	13.9	0	31.3	-	-	-	0	0	0	36
37 Malignant neoplasms, including neoplasms of lymphatic and haematopoietic tissues (140-205)	14	12	2	194.4	300.0	62.5	36	33	3	125.4	136.9	65.2	37
38 Benign and unspecified neoplasms (210-239)	-	-	-	0	0	0	-	-	-	0	0	0	38
39 Diabetes mellitus (260)	1	1	1	13.9	0	31.3	3	2	1	10.5	8.3	21.7	39
40 Pellagra (281)	-	-	-	0	0	0	-	-	-	0	0	0	40
41 Anemias (290-293)	-	-	-	0	0	0	-	-	-	0	0	0	41
42 Vascular lesions affecting central nervous system (330-334)	17	6	11	236.1	150.0	343.8	57	44	13	198.6	182.6	282.6	42
43 Nonmeningococcal meningitis (340)	-	-	-	0	0	0	-	-	-	0	0	0	43
44 Rheumatic fever (400-402)	-	-	-	0	0	0	1	-	1	3.5	0	21.7	44
45 Heart diseases (410-443)	30	19	11	416.7	475.0	343.8	137	117	20	477.4	485.5	434.8	45
46 Hypertension without mention of heart (444-447)	2	1	1	27.8	25.0	31.3	3	2	1	10.5	8.3	21.7	46
47 Influenza and pneumonia (480-483, 490-493)	3	2	1	41.7	50.0	31.3	10	5	5	34.8	20.7	108.7	47
48 Bronchitis (500-502)	-	-	-	0	0	0	1	1	-	3.5	4.1	0	48
49 Ulcer of stomach and duodenum (540, 541)	2	1	1	27.8	25.0	31.3	3	3	-	10.5	12.4	0	49
50 Appendicitis (550-553)	-	-	-	0	0	0	3	2	1	10.5	8.3	21.7	50
51 Intestinal obstruction and hernia (560, 561, 570)	1	-	1	13.9	0	31.3	-	-	-	0	0	0	51
52 Gastritis, duodenitis, enteritis and colitis (except diarrhea of the newborn) (543, 571, 572)	-	-	-	0	0	0	2	2	-	7.0	8.3	0	52
53 Cirrhosis of liver (581)	-	-	-	0	0	0	3	3	-	10.5	12.4	0	53
54 Nephritis and nephrosis (590-594)	1	-	1	13.9	0	31.3	1	1	-	3.5	4.1	0	54
55 Hyperplasia of prostate (610)	-	-	-	0	0	0	-	-	-	0	0	0	55
56 Complications of pregnancy, childbirth and the puerperium (640-652, 670-689)	-	-	-	0	0	0	1	1	-	3.5	4.1	0	56
57 Congenital malformations (750-759)	1	-	1	13.9	0	31.3	5	2	3	17.4	8.3	65.2	57
58 Birth injuries, postnatal asphyxia and atelectasis (760-762)	2	2	-	27.8	50.0	0	7	4	3	24.4	16.6	65.2	58
59 Infection of the newborn (763-768)	2	-	2	27.8	0	62.5	1	1	-	3.5	4.1	0	59
60 Other diseases peculiar to early infancy, and immaturity unqualified (769-776)	3	-	3	41.7	0	93.8	7	3	4	24.4	12.4	87.0	60
61 Senility, without mention of psychosis (794)	-	-	-	0	0	0	-	-	-	0	0	0	61
62 Ill-defined and unknown causes (780-793, 795)	-	-	-	0	0	0	2	2	-	7.0	8.3	0	62
63 Motor vehicle accidents (E810-E835)	3	2	1	41.7	50.0	31.3	4	4	-	13.9	16.6	0	63
64 All other accidents (E800-E802, E840-E962)	5	3	2	69.4	75.0	62.5	6	5	1	20.9	20.7	21.7	64
65 Suicide (E963, E970-E979)	-	-	-	0	0	0	2	2	-	7.0	8.3	0	65
66 Homicide (E964, E980-E985)	-	-	-	0	0	0	3	2	1	10.5	8.3	21.7	66
67 All other diseases (residual)	6	5	1	83.3	125.0	31.3	21	20	1	73.2	83.0	21.7	67

TABLE XIII VITAL STATISTICS, BY COUNTY, BY RACE, GEORGIA, 1961

ITEM	PULASKI						PUTNAM						
	Number			Rate or Ratio *			Number			Rate or Ratio *			
	Total	White	Non-White	Total	White	Non-White	Total	White	Non-White	Total	White	Non-White	
1 Estimated population as of July 1	8,300	4,700	3,600				7,800	3,600	4,200				1
<b>LIVE BIRTHS</b>													
2 Total	220	96	124	26.5	20.4	34.4	209	73	136	26.8	20.3	32.4	2
3 Delivered in hospital	145	94	51	65.9%	97.9%	41.1%	119	72	47	56.9%	98.6%	34.6%	3
4 Delivered in home by physician	1	—	1	0.5%	0%	0.8%	—	—	—	0%	0%	0%	4
5 Delivered in home by midwife	74	2	72	33.6%	2.1%	58.1%	90	1	89	43.1%	1.4%	65.4%	5
6 Other deliveries	—	—	—	0%	0%	0%	—	—	—	0%	0%	0%	6
7 Immature births	17	4	13	77.3	41.7	104.8	7	3	4	33.5	41.1	29.4	7
8 Live births to unwed mothers	41	—	41	186.4	0	330.6	31	—	31	148.3	0	227.9	8
<b>FETAL DEATHS</b>													
9 Total	23	9	14	104.5	93.8	112.9	10	1	9	47.8	13.7	66.2	9
10 Under 20 weeks gestation	1-1	6	5	50.0	62.5	40.3	2	—	2	9.6	0	14.7	10
11 20-27 weeks gestation	2	1	1	9.1	10.4	8.1	2	—	2	9.6	0	14.7	11
12 28 weeks and more	8	2	6	36.4	20.8	48.4	6	1	5	28.7	13.7	36.8	12
13 Unknown length of gestation	2	—	2	9.1	0	16.1	—	—	—	0	0	0	13
<b>DEATHS</b>													
14 Total, all ages	93	51	42	120.5	1085.1	1166.7	78	32	46	1000.0	888.9	1095.2	14
15 Under 1 year	6	2	4	27.3	20.8	32.3	8	—	8	38.3	0	58.8	15
16 Under 28 days	5	2	3	22.7	20.8	24.2	1	—	1	4.8	0	7.4	16
17 Deaths from immaturity	2	1	1	9.1	10.4	8.1	—	—	—	0	0	0	17
18 1-4 years * *	2	1	1	—	—	—	2	1	1	—	—	—	18
19 Maternal deaths	—	—	—	0	0	0	—	—	—	0	0	0	19
<b>CAUSE OF DEATH</b>													
20 Tuberculosis, all forms (001-019)	—	—	—	0	0	0	—	—	—	0	0	0	20
21 Syphilis and its sequelae (020-029)	—	—	—	0	0	0	—	—	—	0	0	0	21
22 Typhoid fever (040)	—	—	—	0	0	0	—	—	—	0	0	0	22
23 Dysentery, all forms (045-048)	—	—	—	0	0	0	—	—	—	0	0	0	23
24 Scarlet fever (050)	—	—	—	0	0	0	1	1	—	12.8	27.8	0	24
25 Streptococcal sore throat (051)	—	—	—	0	0	0	—	—	—	0	0	0	25
26 Diphtheria (055)	—	—	—	0	0	0	—	—	—	0	0	0	26
27 Whooping cough (056)	—	—	—	0	0	0	—	—	—	0	0	0	27
28 Meningococcal infections (057)	—	—	—	0	0	0	—	—	—	0	0	0	28
29 Acute poliomyelitis (080)	—	—	—	0	0	0	—	—	—	0	0	0	29
30 Acute infectious encephalitis (082)	—	—	—	0	0	0	—	—	—	0	0	0	30
31 Smallpox (084)	—	—	—	0	0	0	—	—	—	0	0	0	31
32 Measles (085)	—	—	—	0	0	0	—	—	—	0	0	0	32
33 Typhus and other rickettsial diseases (100-103, 105-108)	—	—	—	0	0	0	—	—	—	0	0	0	33
34 Rocky Mountain spotted fever (104)	—	—	—	0	0	0	—	—	—	0	0	0	34
35 Malaria (110-117)	—	—	—	0	0	0	—	—	—	0	0	0	35
36 All other diseases classified as infective and parasitic (030-039, 041-044, 049, 052-054, 059-074, 081, 083, 086-096, 120-138)	—	—	—	0	0	0	—	—	—	0	0	0	36
37 Malignant neoplasms, including neoplasms of lymphatic and haematopoietic tissues (140-205)	10	5	5	120.5	106.4	138.9	11	8	3	141.0	222.2	71.4	37
38 Benign and unspecified neoplasms (210-239)	2	2	—	24.1	42.6	0	2	1	1	25.6	27.8	23.8	38
39 Diabetes mellitus (260)	1	—	1	12.0	0	27.8	2	—	2	25.6	0	47.6	39
40 Pellagra (281)	—	—	—	0	0	0	—	—	—	0	0	0	40
41 Anemias (290-293)	1	—	1	12.0	0	27.8	1	—	1	12.8	0	23.8	41
42 Vascular lesions affecting central nervous system (330-334)	11	5	6	132.5	106.4	166.7	7	5	2	89.7	138.9	47.6	42
43 Nonmeningococcal meningitis (340)	—	—	—	0	0	0	—	—	—	0	0	0	43
44 Rheumatic fever (400-402)	—	—	—	0	0	0	—	—	—	0	0	0	44
45 Heart diseases (410-443)	37	22	15	445.8	468.1	416.7	25	13	12	320.5	361.1	285.7	45
46 Hypertension without mention of heart (444-447)	—	—	—	0	0	0	—	—	—	0	0	0	46
47 Influenza and pneumonia (480-483, 490-493)	5	2	3	60.2	42.6	83.3	6	—	6	76.9	0	142.9	47
48 Bronchitis (500-502)	1	1	—	12.0	21.3	0	1	—	1	12.8	0	23.8	48
49 Ulcer of stomach and duodenum (540, 541)	—	—	—	0	0	0	—	—	—	0	0	0	49
50 Appendicitis (550-553)	1	—	1	12.0	0	27.8	—	—	—	0	0	0	50
51 Intestinal obstruction and hernia (560, 561, 570)	1	1	—	12.0	21.3	0	—	—	—	0	0	0	51
52 Gastritis, duodenitis, enteritis and colitis (except diarrhea of the newborn) (543, 571, 572)	1	—	1	12.0	0	27.8	1	—	1	12.8	0	23.8	52
53 Cirrhosis of liver (581)	—	—	—	0	0	0	—	—	—	0	0	0	53
54 Nephritis and nephrosis (590-594)	2	2	—	24.1	42.6	0	1	—	1	12.8	0	23.8	54
55 Hyperplasia of prostate (610)	—	—	—	0	0	0	—	—	—	0	0	0	55
56 Complications of pregnancy, childbirth and the puerperium (640-652, 670-689)	—	—	—	0	0	0	—	—	—	0	0	0	56
57 Congenital malformations (750-759)	—	—	—	0	0	0	1	—	1	12.8	0	23.8	57
58 Birth injuries, postnatal asphyxia and atelectasis (760-762)	1	—	1	12.0	0	27.8	—	—	—	0	0	0	58
59 Infection of the newborn (763-768)	—	—	—	0	0	0	—	—	—	0	0	0	59
60 Other diseases peculiar to early infancy, and immaturity unqualified (769-776)	4	2	2	48.2	42.6	55.6	—	—	—	0	0	0	60
61 Senility, without mention of psychosis (794)	1	1	—	12.0	21.3	0	1	—	1	12.8	0	23.8	61
62 Ill-defined and unknown causes (780-793, 795)	3	1	2	36.1	21.3	55.6	2	—	2	25.6	0	47.6	62
63 Motor vehicle accidents (E810-E835)	1	—	1	12.0	0	27.8	4	—	4	51.3	0	95.2	63
64 All other accidents (E800-E802, E840-E962)	5	4	1	60.2	85.1	27.8	6	2	4	76.9	55.6	95.2	64
65 Suicide (E963, E970-E979)	1	1	—	12.0	21.3	0	1	—	1	12.8	0	23.8	65
66 Homicide (E964, E980-E985)	—	—	—	0	0	0	—	—	—	0	0	0	66
67 All other diseases (residual)	4	2	2	48.2	42.6	55.6	5	2	3	64.1	55.6	71.4	67

TABLE XIII VITAL STATISTICS, BY COUNTY, BY RACE, GEORGIA, 1961

ITEM	QUITMAN						RABUN						
	Number			Rate or Ratio *			Number			Rate or Ratio *			
	Total	White	Non-White	Total	White	Non-White	Total	White	Non-White	Total	White	Non-White	
1 Estimated population as of July 1	2,400	900	1,500				7,600	7,500	100				1
<b>LIVE BIRTHS</b>													
2 Total	61	16	45	25.4	17.8	30.0	183	180	3	24.1	24.0	30.0	2
3 Delivered in hospital	26	16	10	42.6%	100.0%	22.2%	180	177	3	98.4%	98.3%	100.0%	3
4 Delivered in home by physician	-	-	-	0%	0%	0%	2	2	-	1.1%	1.1%	0%	4
5 Delivered in home by midwife	34	-	34	55.7%	0%	75.6%	1	1	-	0.5%	0.6%	0%	5
6 Other deliveries	1	-	1	1.6%	0%	2.2%	-	-	-	0%	0%	0%	6
7 Immature births	4	-	4	65.6	0	88.9	13	13	-	71.0	72.2	0	7
8 Live births to unwed mothers	9	-	9	147.5	0	200.0	5	5	-	27.3	27.8	0	8
<b>FETAL DEATHS</b>													
9 Total	2	-	2	32.8	0	44.4	4	3	1	21.9	16.7	333.3	9
10 Under 20 weeks gestation	-	-	-	0	0	0	1	1	-	5.5	5.6	0	10
11 20-27 weeks gestation	-	-	-	0	0	0	2	1	1	10.9	5.6	333.3	11
12 28 weeks and more	2	-	2	32.8	0	44.4	1	1	-	5.5	5.6	0	12
13 Unknown length of gestation	-	-	-	0	0	0	-	-	-	0	0	0	13
<b>DEATHS</b>													
14 Total, all ages	16	10	6	666.7	1111.1	400.0	61	60	1	802.6	800.0	1000.0	14
15 Under 1 year	2	1	1	32.8	62.5	22.2	4	4	-	21.9	22.2	0	15
16 Under 28 days	1	1	-	16.4	62.5	0	4	4	-	21.9	22.2	0	16
17 Deaths from immaturity	-	-	-	0	0	0	1	1	-	5.5	5.6	0	17
18 1-4 years **	1	1	-	-	-	-	-	-	-	-	-	-	18
19 Maternal deaths	-	-	-	0	0	0	-	-	-	0	0	0	19
<b>CAUSE OF DEATH</b>													
20 Tuberculosis, all forms (001-019)	-	-	-	0	0	0	-	-	-	0	0	0	20
21 Syphilis and its sequelae (020-029)	-	-	-	0	0	0	-	-	-	0	0	0	21
22 Typhoid fever (040)	-	-	-	0	0	0	-	-	-	0	0	0	22
23 Dysentery, all forms (045-048)	-	-	-	0	0	0	-	-	-	0	0	0	23
24 Scarlet fever (050)	-	-	-	0	0	0	-	-	-	0	0	0	24
25 Streptococcal sore throat (051)	-	-	-	0	0	0	-	-	-	0	0	0	25
26 Diphtheria (055)	-	-	-	0	0	0	-	-	-	0	0	0	26
27 Whooping cough (056)	-	-	-	0	0	0	-	-	-	0	0	0	27
28 Meningococcal infections (057)	-	-	-	0	0	0	-	-	-	0	0	0	28
29 Acute poliomyelitis (080)	-	-	-	0	0	0	-	-	-	0	0	0	29
30 Acute infectious encephalitis (082)	-	-	-	0	0	0	-	-	-	0	0	0	30
31 Smallpox (084)	-	-	-	0	0	0	-	-	-	0	0	0	31
32 Measles (085)	-	-	-	0	0	0	-	-	-	0	0	0	32
33 Typhus and other rickettsial diseases (100-103, 105-108)	-	-	-	0	0	0	-	-	-	0	0	0	33
34 Rocky Mountain spotted fever (104)	-	-	-	0	0	0	-	-	-	0	0	0	34
35 Malaria (110-117)	-	-	-	0	0	0	-	-	-	0	0	0	35
36 All other diseases classified as infective and parasitic (030-039, 041-044, 049, 052-054, 059-074, 081, 083, 086-096, 120-138)	-	-	-	0	0	0	-	-	-	0	0	0	36
37 Malignant neoplasms, including neoplasms of lymphatic and haematopoietic tissues (140-205)	-	-	-	0	0	0	13	12	1	171.1	160.0	1000.0	37
38 Benign and unspecified neoplasms (210-239)	-	-	-	0	0	0	-	-	-	0	0	0	38
39 Diabetes mellitus (260)	-	-	-	0	0	0	1	1	-	13.2	13.3	0	39
40 Pellagra (281)	-	-	-	0	0	0	-	-	-	0	0	0	40
41 Anemias (290-293)	-	-	-	0	0	0	-	-	-	0	0	0	41
42 Vascular lesions affecting central nervous system (330-334)	5	3	2	208.3	333.3	133.3	11	11	-	144.7	146.7	0	42
43 Nonmeningococcal meningitis (340)	-	-	-	0	0	0	-	-	-	0	0	0	43
44 Rheumatic fever (400-402)	-	-	-	0	0	0	-	-	-	0	0	0	44
45 Heart diseases (410-443)	3	2	1	125.0	222.2	66.7	15	15	-	197.4	200.0	0	45
46 Hypertension without mention of heart (444-447)	-	-	-	0	0	0	-	-	-	0	0	0	46
47 Influenza and pneumonia (480-483, 490-493)	-	-	-	0	0	0	3	3	-	39.5	40.0	0	47
48 Bronchitis (500-502)	-	-	-	0	0	0	-	-	-	0	0	0	48
49 Ulcer of stomach and duodenum (540, 541)	-	-	-	0	0	0	1	1	-	13.2	13.3	0	49
50 Appendicitis (550-553)	-	-	-	0	0	0	-	-	-	0	0	0	50
51 Intestinal obstruction and hernia (560, 561, 570)	1	1	-	41.7	111.1	0	-	-	-	0	0	0	51
52 Gastritis, duodenitis, enteritis and colitis (except diarrhea of the newborn) (543, 571, 572)	-	-	-	0	0	0	-	-	-	0	0	0	52
53 Cirrhosis of liver (581)	-	-	-	0	0	0	-	-	-	0	0	0	53
54 Nephritis and nephrosis (590-594)	-	-	-	0	0	0	1	1	-	13.2	13.3	0	54
55 Hyperplasia of prostate (610)	-	-	-	0	0	0	-	-	-	0	0	0	55
56 Complications of pregnancy, childbirth and the puerperium (640-652, 670-689)	2	2	-	83.3	222.2	0	2	2	-	26.3	26.7	0	56
57 Congenital malformations (750-759)	1	1	1	41.7	0	66.7	-	-	-	0	0	0	57
58 Birth injuries, postnatal asphyxia and atelectasis (760-762)	1	-	-	0	0	0	1	1	-	13.2	13.3	0	58
59 Infection of the newborn (763-768)	-	-	-	0	0	0	-	-	-	0	0	0	59
60 Other diseases peculiar to early infancy, and immaturity unqualified (769-776)	-	-	-	0	0	0	1	1	-	13.2	13.3	0	60
61 Senility, without mention of psychosis (794)	-	-	-	0	0	0	-	-	-	0	0	0	61
62 Ill-defined and unknown causes (780-793, 795)	-	-	-	0	0	0	-	-	-	0	0	0	62
63 Motor vehicle accidents (E810-E835)	1	1	-	41.7	111.1	0	5	5	-	65.8	66.7	0	63
64 All other accidents (E800-E802, E840-E962)	1	1	-	41.7	111.1	0	1	1	-	13.2	13.3	0	64
65 Suicide (E963, E970-E979)	-	-	-	0	0	0	-	-	-	0	0	0	65
66 Homicide (E964, E980-E985)	-	-	-	0	0	0	-	-	-	0	0	0	66
67 All other diseases (residual)	2	-	2	83.3	0	133.3	6	6	-	78.9	80.0	0	67

TABLE XIII VITAL STATISTICS, BY COUNTY, BY RACE, GEORGIA, 1961

ITEM	RANDOLPH						RICHMOND						
	Number			Rate or Ratio *			Number			Rate or Ratio *			
	Total	White	Non-White	Total	White	Non-White	Total	White	Non-White	Total	White	Non-White	
1 Estimated population as of July 1	11,000	4,200	6,800				120,000	79,300	40,700				1
<b>LIVE BIRTHS</b>													
2 Total	227	55	172	20.6	13.1	25.3	3,387	2,170	1,217	28.2	27.4	29.9	2
3 Delivered in hospital	72	52	20	31.7%	94.5%	11.6%	3,361	2,167	1,194	99.2%	99.9%	98.1%	3
4 Delivered in home by physician	3	-	3	1.3%	0%	1.7%	20	3	17	0.6%	0.1%	1.4%	4
5 Delivered in home by midwife	152	3	149	67.0%	5.5%	86.6%	6	-	6	0.2%	0%	0.5%	5
6 Other deliveries	-	-	-	0%	0%	0%	-	-	-	0%	0%	0%	6
7 Immature births	13	-	13	57.3	0	75.6	352	166	186	103.9	76.5	152.8	7
8 Live births to unwed mothers	54	1	53	237.9	18.2	308.1	287	42	245	84.7	19.4	201.3	8
<b>FETAL DEATHS</b>													
9 Total	9	2	7	39.6	36.4	40.7	182	124	58	53.7	57.1	47.7	9
10 Under 20 weeks gestation	2	-	2	8.8	0	11.6	103	84	19	30.4	38.7	15.6	10
11 20-27 weeks gestation	1	-	1	4.4	0	5.8	42	18	24	12.4	8.3	19.7	11
12 28 weeks and more	6	2	4	26.4	36.4	23.3	33	18	15	9.7	8.3	12.3	12
13 Unknown length of gestation	-	-	-	0	0	0	4	4	-	1.2	1.8	0	13
<b>DEATHS</b>													
14 Total, all ages	119	53	66	1081.8	1261.9	970.6	1,162	677	485	968.3	853.7	1191.6	14
15 Under 1 year	6	-	6	26.4	0	34.9	79	42	37	23.3	19.4	30.4	15
16 Under 28 days	4	-	4	17.6	0	23.3	59	37	22	17.4	17.1	18.1	16
17 Deaths from immaturity	2	-	2	8.8	0	11.6	12	10	2	3.5	4.6	1.6	17
18 1-4 years **	1	-	1	-	-	-	12	3	9	-	-	-	18
19 Maternal deaths	-	-	-	0	0	0	-	-	-	0	0	0	19
<b>CAUSE OF DEATH</b>													
20 Tuberculosis, all forms (001-019)	-	-	-	0	0	0	11	7	4	9.2	8.8	9.8	20
21 Syphilis and its sequelae (020-029)	-	-	-	0	0	0	6	-	6	5.0	0	14.7	21
22 Typhoid fever (040)	-	-	-	0	0	0	-	-	-	0	0	0	22
23 Dysentery, all forms (045-048)	1	-	1	9.1	0	14.7	1	-	1	0.8	0	2.5	23
24 Scarlet fever (050)	-	-	-	0	0	0	-	-	-	0	0	0	24
25 Streptococcal sore throat (051)	-	-	-	0	0	0	-	-	-	0	0	0	25
26 Diphtheria (055)	-	-	-	0	0	0	-	-	-	0	0	0	26
27 Whooping cough (056)	-	-	-	0	0	0	1	-	1	0.8	0	2.5	27
28 Meningococcal infections (057)	-	-	-	0	0	0	-	-	-	0	0	0	28
29 Acute poliomyelitis (080)	-	-	-	0	0	0	-	-	-	0	0	0	29
30 Acute infectious encephalitis (082)	-	-	-	0	0	0	1	1	-	0.8	1.3	0	30
31 Smallpox (084)	-	-	-	0	0	0	-	-	-	0	0	0	31
32 Measles (085)	-	-	-	0	0	0	-	-	-	0	0	0	32
33 Typhus and other rickettsial diseases (100-103, 105-108)	-	-	-	0	0	0	-	-	-	0	0	0	33
34 Rocky Mountain spotted fever (104)	-	-	-	0	0	0	-	-	-	0	0	0	34
35 Malaria (110-117)	-	-	-	0	0	0	-	-	-	0	0	0	35
36 All other diseases classified as infective and parasitic (030-039, 041-044, 049, 052-054, 059-074, 081, 083, 086-096, 120-138)	-	-	-	0	0	0	3	2	1	2.5	2.5	2.5	36
37 Malignant neoplasms, including neoplasms of lymphatic and haematopoietic tissues (140-205)	12	8	4	109.1	190.5	58.8	142	97	45	118.3	122.3	110.6	37
38 Benign and unspecified neoplasms (210-239)	-	-	-	0	0	0	2	-	2	1.7	0	4.9	38
39 Diabetes mellitus (260)	1	-	1	9.1	0	14.7	16	6	10	13.3	7.6	24.6	39
40 Pellagra (281)	-	-	-	0	0	0	-	-	-	0	0	0	40
41 Anemias (290-293)	-	-	-	0	0	0	1	-	1	0.8	0	2.5	41
42 Vascular lesions affecting central nervous system (330-334)	17	6	11	154.5	142.9	161.8	159	78	81	132.5	98.4	199.0	42
43 Nonmeningococcal meningitis (340)	1	-	1	9.1	0	14.7	2	1	1	1.7	1.3	2.5	43
44 Rheumatic fever (400-402)	-	-	-	0	0	0	-	-	-	0	0	0	44
45 Heart diseases (410-443)	49	25	24	445.5	595.2	352.9	446	262	184	371.7	330.4	452.1	45
46 Hypertension without mention of heart (444-447)	3	1	2	27.3	23.8	29.4	7	4	3	5.8	5.0	7.4	46
47 Influenza and pneumonia (480-483, 490-493)	2	1	1	18.2	23.8	14.7	38	15	23	31.7	18.9	56.5	47
48 Bronchitis (500-502)	-	-	-	0	0	0	2	1	1	1.7	1.3	2.5	48
49 Ulcer of stomach and duodenum (540, 541)	-	-	-	0	0	0	9	6	3	7.5	7.6	7.4	49
50 Appendicitis (550-553)	-	-	-	0	0	0	2	-	2	1.7	0	4.9	50
51 Intestinal obstruction and hernia (560, 561, 570)	2	1	1	18.2	23.8	14.7	9	8	1	7.5	10.1	2.5	51
52 Gastritis, duodenitis, enteritis and colitis (except diarrhea of the newborn) (543, 571, 572)	1	-	1	9.1	0	14.7	2	1	1	1.7	1.3	2.5	52
53 Cirrhosis of liver (581)	1	-	1	9.1	0	14.7	12	10	2	10.0	12.6	4.9	53
54 Nephritis and nephrosis (590-594)	-	-	-	0	0	0	9	1	8	7.5	1.3	19.7	54
55 Hyperplasia of prostate (610)	3	1	2	27.3	23.8	29.4	1	1	-	0.8	1.3	0	55
56 Complications of pregnancy, childbirth and the puerperium (640-652, 670-689)	-	-	-	0	0	0	-	-	-	0	0	0	56
57 Congenital malformations (750-759)	1	-	1	9.1	0	14.7	13	9	4	10.8	11.3	9.8	57
58 Birth injuries, postnatal asphyxia and atelectasis (760-762)	1	-	1	9.1	0	14.7	17	10	7	14.2	12.6	17.2	58
59 Infection of the newborn (763-768)	-	-	-	0	0	0	6	2	4	5.0	2.5	9.8	59
60 Other diseases peculiar to early infancy, and immaturity unqualified (769-776)	2	-	2	18.2	0	29.4	27	18	9	22.5	22.7	22.1	60
61 Senility, without mention of psychosis (794)	1	-	1	9.1	0	14.7	5	2	3	4.2	2.5	7.4	61
62 Ill-defined and unknown causes (780-793, 795)	3	-	3	27.3	0	44.1	4	1	3	3.3	1.3	7.4	62
63 Motor vehicle accidents (E810-E835)	1	-	1	9.1	0	14.7	28	20	8	23.3	25.2	19.7	63
64 All other accidents (E800-E802, E840-E962)	6	3	3	54.5	71.4	44.1	43	26	17	35.8	32.8	41.8	64
65 Suicide (E963, E970-E979)	1	1	-	9.1	23.8	0	17	16	1	14.2	20.2	2.5	65
66 Homicide (E964, E980-E985)	1	-	1	9.1	0	14.7	16	5	11	13.3	6.3	27.0	66
67 All other diseases (residual)	9	6	3	81.8	142.9	44.1	104	67	37	86.7	84.5	90.9	67



TABLE XIII VITAL STATISTICS, BY COUNTY, BY RACE, GEORGIA, 1961

ITEM	ROCKDALE						SCHLEY						
	Number			Rate or Ratio *			Number			Rate or Ratio *			
	Total	White	Non-White	Total	White	Non-White	Total	White	Non-White	Total	White	Non-White	
1 Estimated population as of July 1	10,700	7,800	2,900				3,200	1,400	1,800				1
<b>LIVE BIRTHS</b>													
2 Total	280	182	98	26.2	23.3	33.8	76	26	50	23.8	18.6	27.8	2
3 Delivered in hospital	277	182	95	98.9%	100.0%	96.9%	34	26	8	44.7%	100.0%	16.0%	3
4 Delivered in home by physician	1	-	1	0.4%	0%	1.0%	-	-	-	0%	0%	0%	4
5 Delivered in home by midwife	2	-	2	0.7%	0%	2.0%	42	-	42	55.3%	0%	84.0%	5
6 Other deliveries	-	-	-	0%	0%	0%	-	-	-	0%	0%	0%	6
7 Immature births	22	12	10	78.6	65.9	102.0	4	-	4	52.6	0	80.0	7
8 Live births to unwed mothers	29	1	28	103.6	5.5	285.7	14	1	13	184.2	38.5	260.0	8
<b>FETAL DEATHS</b>													
9 Total	11	8	3	39.3	44.0	30.6	-	-	-	0	0	0	9
10 Under 20 weeks gestation	5	5	-	17.9	27.5	0	-	-	-	0	0	0	10
11 20-27 weeks gestation	-	-	-	0	0	0	-	-	-	0	0	0	11
12 28 weeks and more	5	3	2	17.9	16.5	20.4	-	-	-	0	0	0	12
13 Unknown length of gestation	1	-	1	3.6	0	10.2	-	-	-	0	0	0	13
<b>DEATHS</b>													
14 Total, all ages	105	73	32	981.3	935.9	1103.4	24	11	13	750.0	785.7	722.2	14
15 Under 1 year	12	6	6	42.9	33.0	61.2	2	-	2	26.3	0	40.0	15
16 Under 28 days	9	5	4	32.1	27.5	40.8	-	-	-	0	0	0	16
17 Deaths from immaturity	-	-	-	0	0	0	-	-	-	0	0	0	17
18 1-4 years **	2	2	-	-	-	-	3	1	2	-	-	-	18
19 Maternal deaths	-	-	-	0	0	0	-	-	-	0	0	0	19
<b>CAUSE OF DEATH</b>													
20 Tuberculosis, all forms (001-019)	-	-	-	0	0	0	-	-	-	0	0	0	20
21 Syphilis and its sequelae (020-029)	-	-	-	0	0	0	-	-	-	0	0	0	21
22 Typhoid fever (040)	-	-	-	0	0	0	-	-	-	0	0	0	22
23 Dysentery, all forms (045-048)	-	-	-	0	0	0	-	-	-	0	0	0	23
24 Scarlet fever (050)	-	-	-	0	0	0	-	-	-	0	0	0	24
25 Streptococcal sore throat (051)	-	-	-	0	0	0	-	-	-	0	0	0	25
26 Diphtheria (055)	-	-	-	0	0	0	-	-	-	0	0	0	26
27 Whooping cough (056)	-	-	-	0	0	0	-	-	-	0	0	0	27
28 Meningococcal infections (057)	-	-	-	0	0	0	-	-	-	0	0	0	28
29 Acute poliomyelitis (080)	-	-	-	0	0	0	-	-	-	0	0	0	29
30 Acute infectious encephalitis (082)	-	-	-	0	0	0	-	-	-	0	0	0	30
31 Smallpox (084)	-	-	-	0	0	0	-	-	-	0	0	0	31
32 Measles (085)	-	-	-	0	0	0	-	-	-	0	0	0	32
33 Typhus and other rickettsial diseases (100-103, 105-108)	-	-	-	0	0	0	-	-	-	0	0	0	33
34 Rocky Mountain spotted fever (104)	-	-	-	0	0	0	-	-	-	0	0	0	34
35 Malaria (110-117)	-	-	-	0	0	0	-	-	-	0	0	0	35
36 All other diseases classified as infective and parasitic (030-039, 041-044, 049, 052-054, 059-074, 081, 083, 086-096, 120-138)	-	-	-	0	0	0	-	-	-	0	0	0	36
37 Malignant neoplasms, including neoplasms of lymphatic and haematopoietic tissues (140-205)	9	8	1	84.1	102.6	34.5	1	-	1	31.3	0	55.6	37
38 Benign and unspecified neoplasms (210-239)	-	-	-	0	0	0	-	-	-	0	0	0	38
39 Diabetes mellitus (260)	1	1	-	9.3	12.8	0	1	-	1	31.3	0	55.6	39
40 Pellagra (281)	-	-	-	0	0	0	-	-	-	0	0	0	40
41 Anemias (290-293)	2	1	1	18.7	12.8	34.5	-	-	-	0	0	0	41
42 Vascular lesions affecting central nervous system (330-334)	11	6	5	102.8	76.9	172.4	5	2	3	156.3	142.9	166.7	42
43 Nonmeningococcal meningitis (340)	1	-	1	9.3	0	34.5	-	-	-	0	0	0	43
44 Rheumatic fever (400-402)	-	-	-	0	0	0	-	-	-	0	0	0	44
45 Heart diseases (410-443)	37	26	11	345.8	333.3	379.3	9	5	4	281.3	357.1	222.2	45
46 Hypertension without mention of heart (444-447)	2	-	2	18.7	0	69.0	-	-	-	0	0	0	46
47 Influenza and pneumonia (480-483, 490-493)	2	-	2	18.7	0	69.0	1	-	1	31.3	0	55.6	47
48 Bronchitis (500-502)	-	-	-	0	0	0	-	-	-	0	0	0	48
49 Ulcer of stomach and duodenum (540, 541)	3	3	-	28.0	38.5	0	-	-	-	0	0	0	49
50 Appendicitis (550-553)	-	-	-	0	0	0	-	-	-	0	0	0	50
51 Intestinal obstruction and hernia (560, 561, 570)	-	-	-	0	0	0	1	1	-	31.3	71.4	0	51
52 Gastritis, duodenitis, enteritis and colitis (except diarrhea of the newborn) (543, 571, 572)	1	1	-	9.3	12.8	0	1	-	1	31.3	0	55.6	52
53 Cirrhosis of liver (581)	-	-	-	0	0	0	-	-	-	0	0	0	53
54 Nephritis and nephrosis (590-594)	-	-	-	0	0	0	-	-	-	0	0	0	54
55 Hyperplasia of prostate (610)	-	-	-	0	0	0	-	-	-	0	0	0	55
56 Complications of pregnancy, childbirth and the puerperium (640-652, 670-689)	-	-	-	0	0	0	-	-	-	0	0	0	56
57 Congenital malformations (750-759)	-	-	-	0	0	0	1	-	1	31.3	0	55.6	57
58 Birth injuries, postnatal asphyxia and atelectasis (760-762)	2	2	-	18.7	25.6	0	-	-	-	0	0	0	58
59 Infection of the newborn (763-768)	3	-	3	28.0	0	103.4	-	-	-	0	0	0	59
60 Other diseases peculiar to early infancy, and immaturity unqualified (769-776)	4	2	2	37.4	25.6	69.0	-	-	-	0	0	0	60
61 Senility, without mention of psychosis (794)	-	-	-	0	0	0	-	-	-	0	0	0	61
62 Ill-defined and unknown causes (780-793, 795)	1	1	-	9.3	12.8	0	-	-	-	0	0	0	62
63 Motor vehicle accidents (E810-E835)	5	5	-	46.7	64.1	0	-	-	-	0	0	0	63
64 All other accidents (E800-E802, E840-E962)	4	3	1	37.4	38.5	34.5	2	1	1	62.5	71.4	55.6	64
65 Suicide (E963, E970-E979)	3	3	-	28.0	38.5	0	-	-	-	0	0	0	65
66 Homicide (E964, E980-E985)	-	-	-	0	0	0	-	-	-	0	0	0	66
67 All other diseases (residual)	14	11	3	130.8	141.0	103.4	2	2	-	62.5	142.9	0	67

TABLE XIII VITAL STATISTICS, BY COUNTY, BY RACE, GEORGIA, 1961

ITEM	SCREVEN						SEMINOLE						
	Number			Rate or Ratio *			Number			Rate or Ratio *			
	Total	White	Non-White	Total	White	Non-White	Total	White	Non-White	Total	White	Non-White	
1 Estimated population as of July 1	14,900	7,100	7,800				6,800	4,200	2,600				1
<b>LIVE BIRTHS</b>													
2 Total	383	136	247	25.7	19.2	31.7	163	71	92	24.0	16.9	35.4	2
3 Delivered in hospital	237	133	104	61.9%	97.8%	42.1%	146	71	75	89.6%	100.0%	81.5%	3
4 Delivered in home by physician	2	1	1	0.5%	0.7%	0.4%	-	-	-	0%	0%	0%	4
5 Delivered in home by midwife	144	2	142	37.6%	1.5%	57.5%	17	-	17	10.4%	0%	18.5%	5
6 Other deliveries	-	-	-	0%	0%	0%	-	-	-	0%	0%	0%	6
7 Immature births	42	13	29	109.7	95.6	117.4	9	2	7	55.2	28.2	76.1	7
8 Live births to unwed mothers	67	-	67	174.9	0	271.3	28	1	27	171.8	14.1	293.5	8
<b>FETAL DEATHS</b>													
9 Total	19	3	16	49.6	22.1	64.8	4	4	-	24.5	56.3	0	9
10 Under 20 weeks gestation	2	2	-	5.2	14.7	0	2	2	-	12.3	28.2	0	10
11 20-27 weeks gestation	4	-	4	10.4	0	16.2	-	-	-	0	0	0	11
12 28 weeks and more	9	1	8	23.5	7.4	32.4	-	-	-	0	0	0	12
13 Unknown length of gestation	4	-	4	10.4	0	16.2	2	2	-	12.3	28.2	0	13
<b>DEATHS</b>													
14 Total, all ages	165	86	79	1107.4	2211.3	1012.8	71	43	28	1044.1	1023.8	1076.9	14
15 Under 1 year	15	4	11	39.2	29.4	44.5	6	6	6	36.8	0	65.2	15
16 Under 28 days	9	3	6	23.5	22.1	24.3	3	-	3	18.4	0	32.6	16
17 Deaths from immaturity	2	1	1	5.2	7.4	4.0	1	-	1	6.1	0	10.9	17
18 1-4 years **	1	-	1	-	-	-	2	1	1	-	-	-	18
19 Maternal deaths	-	-	-	0	0	0	-	-	-	0	0	0	19
<b>CAUSE OF DEATH</b>													
20 Tuberculosis, all forms (001-019)	-	-	-	0	0	0	-	-	-	0	0	0	20
21 Syphilis and its sequelae (020-029)	-	-	-	0	0	0	-	-	-	0	0	0	21
22 Typhoid fever (040)	-	-	-	0	0	0	-	-	-	0	0	0	22
23 Dysentery, all forms (045-048)	-	-	-	0	0	0	-	-	-	0	0	0	23
24 Scarlet fever (050)	-	-	-	0	0	0	-	-	-	0	0	0	24
25 Streptococcal sore throat (051)	-	-	-	0	0	0	-	-	-	0	0	0	25
26 Diphtheria (055)	-	-	-	0	0	0	-	-	-	0	0	0	26
27 Whooping cough (056)	-	-	-	0	0	0	-	-	-	0	0	0	27
28 Meningococcal infections (057)	-	-	-	0	0	0	1	-	1	14.7	0	38.5	28
29 Acute poliomyelitis (080)	-	-	-	0	0	0	-	-	-	0	0	0	29
30 Acute infectious encephalitis (082)	-	-	-	0	0	0	-	-	-	0	0	0	30
31 Smallpox (084)	-	-	-	0	0	0	-	-	-	0	0	0	31
32 Measles (085)	-	-	-	0	0	0	-	-	-	0	0	0	32
33 Typhus and other rickettsial diseases (100-103, 105-108)	-	-	-	0	0	0	-	-	-	0	0	0	33
34 Rocky Mountain spotted fever (104)	-	-	-	0	0	0	-	-	-	0	0	0	34
35 Malaria (110-117)	-	-	-	0	0	0	-	-	-	0	0	0	35
36 All other diseases classified as infective and parasitic (030-039, 041-044, 049, 052-054, 059-074, 081, 083, 086-096, 120-138)	1	-	1	6.7	0	12.8	-	-	-	0	0	0	36
37 Malignant neoplasms, including neoplasms of lymphatic and haematopoietic tissues (140-205)	19	8	11	127.5	112.7	141.0	7	5	2	102.9	119.0	76.9	37
38 Benign and unspecified neoplasms (210-239)	1	1	-	6.7	14.1	0	-	-	-	0	0	0	38
39 Diabetes mellitus (260)	-	-	-	0	0	0	-	-	-	0	0	0	39
40 Pellagra (281)	-	-	-	0	0	0	-	-	-	0	0	0	40
41 Anemias (290-293)	-	-	-	0	0	0	-	-	-	0	0	0	41
42 Vascular lesions effecting central nervous system (330-334)	25	10	15	167.8	140.8	192.3	15	9	6	220.6	214.3	230.8	42
43 Nonmeningococcal meningitis (340)	1	-	1	6.7	0	12.8	-	-	-	0	0	0	43
44 Rheumatic fever (400-402)	-	-	-	0	0	0	-	-	-	0	0	0	44
45 Heart diseases (410-443)	60	37	23	402.7	521.1	294.9	17	14	3	250.0	333.3	115.4	45
46 Hypertension without mention of heart (444-447)	2	-	2	13.4	0	25.6	-	-	-	0	0	0	46
47 Influenza and pneumonia (480-483, 490-493)	7	4	3	47.0	56.3	38.5	9	3	6	132.4	71.4	230.8	47
48 Bronchitis (500-502)	-	-	-	0	0	0	-	-	-	0	0	0	48
49 Ulcer of stomach and duodenum (540, 541)	1	1	-	6.7	14.1	0	1	1	-	14.7	23.8	0	49
50 Appendicitis (550-553)	-	-	-	0	0	0	1	-	1	14.7	0	38.5	50
51 Intestinal obstruction and hernia (560, 561, 570)	1	1	-	6.7	14.1	0	-	-	-	0	0	0	51
52 Gastritis, duodenitis, enteritis and colitis (except diarrhea of the newborn) (543, 571, 572)	1	-	1	6.7	0	12.8	1	-	1	14.7	0	38.5	52
53 Cirrhosis of liver (581)	1	1	-	6.7	14.1	0	-	-	-	0	0	0	53
54 Nephritis and nephrosis (590-594)	1	-	1	6.7	0	12.8	2	-	2	29.4	0	76.9	54
55 Hyperplasia of prostate (610)	-	-	-	0	0	0	-	-	-	0	0	0	55
56 Complications of pregnancy, childbirth and the puerperium (640-652, 670-689)	-	-	-	0	0	0	-	-	-	0	0	0	56
57 Congenital malformations (750-759)	2	-	2	13.4	0	25.6	1	-	1	14.7	23.8	0	57
58 Birth injuries, postnatal asphyxia and atelectasis (760-762)	4	2	2	26.8	28.2	25.6	-	-	-	0	0	0	58
59 Infection of the newborn (763-768)	-	-	-	0	0	0	1	-	1	14.7	0	38.5	59
60 Other diseases peculiar to early infancy, and immaturity unqualified (769-776)	3	1	2	20.1	14.1	25.6	2	-	2	29.4	0	76.9	60
61 Senility, without mention of psychosis (794)	-	-	-	0	0	0	-	-	-	0	0	0	61
62 Ill-defined and unknown causes (780-793, 795)	7	1	6	47.0	14.1	76.9	1	-	1	14.7	0	38.5	62
63 Motor vehicle accidents (E810-E835)	5	4	1	33.6	56.3	12.8	4	4	-	58.8	95.2	0	63
64 All other accidents (E800-E802, E840-E942)	4	1	3	26.8	14.1	38.5	3	2	1	44.1	47.6	38.5	64
65 Suicide (E963, E970-E979)	1	1	-	6.7	14.1	0	-	-	-	0	0	0	65
66 Homicide [E964, E980-E985]	2	1	1	13.4	14.1	12.8	-	-	-	0	0	0	66
67 All other diseases (residual)	16	12	4	107.4	169.0	51.3	5	4	1	73.5	95.2	38.5	67

TABLE XIII VITAL STATISTICS, BY COUNTY, BY RACE, GEORGIA, 1961

ITEM	SPALDING						STEPHENS					
	Number			Rate or Ratio *			Number			Rate or Ratio *		
	Total	White	Non-White	Total	White	Non-White	Total	White	Non-White	Total	White	Non-White
1 Estimated population as of July 1	36,400	26,400	10,000				18,600	16,100	2,500			
<b>LIVE BIRTHS</b>												
2 Total	848	533	315	23.3	20.2	31.5	426	368	58	22.9	22.9	23.2
3 Delivered in hospital	727	528	199	85.7%	99.1%	63.2%	422	368	54	99.1%	100.0%	93.1%
4 Delivered in home by physician	9	3	6	1.1%	0.6%	1.9%	1	-	1	0.2%	0%	1.7%
5 Delivered in home by midwife	111	2	109	13.1%	0.4%	34.6%	3	-	3	0.7%	0%	5.2%
6 Other deliveries	1	-	1	0.1%	0%	0.3%	-	-	-	0%	0%	0%
7 Immature births	77	32	45	90.8	60.0	142.9	36	25	11	84.5	67.9	189.7
8 Live births to unwed mothers	89	6	83	105.0	11.3	263.5	21	-	21	49.3	0	362.1
<b>FETAL DEATHS</b>												
9 Total	68	34	34	80.2	63.8	107.9	5	5	-	11.7	13.6	0
10 Under 20 weeks gestation	38	22	16	44.8	41.3	50.8	-	-	-	0	0	0
11 20-27 weeks gestation	6	3	3	7.1	5.6	9.5	1	1	-	2.3	2.7	0
12 28 weeks and more	17	7	10	20.0	13.1	31.7	4	4	-	9.4	10.9	0
13 Unknown length of gestation	7	2	5	8.3	3.8	15.9	-	-	-	0	0	0
<b>DEATHS</b>												
14 Total, all ages	352	247	105	967.0	935.6	1050.0	125	98	27	672.0	608.7	1080.0
15 Under 1 year	29	11	18	34.2	20.6	57.1	6	4	2	14.1	10.9	34.5
16 Under 28 days	21	8	13	24.8	15.0	41.3	5	4	1	11.7	10.9	17.2
17 Deaths from immaturity	7	5	2	8.3	9.4	6.3	-	-	-	0	0	0
18 1-4 years **	6	5	1	-	-	-	2	2	-	-	-	-
19 Maternal deaths	-	-	-	0	0	0	-	-	-	0	0	0
<b>CAUSE OF DEATH</b>												
20 Tuberculosis, all forms (001-019)	2	1	1	5.5	3.8	10.0	-	-	-	0	0	0
21 Syphilis and its sequelae (020-029)	-	-	-	0	0	0	-	-	-	0	0	0
22 Typhoid fever (040)	-	-	-	0	0	0	-	-	-	0	0	0
23 Dysentery, all forms (045-048)	1	-	1	2.7	0	10.0	-	-	-	0	0	0
24 Scarlet fever (050)	-	-	-	0	0	0	-	-	-	0	0	0
25 Streptococcal sore throat (051)	-	-	-	0	0	0	-	-	-	0	0	0
26 Diphtheria (055)	-	-	-	0	0	0	-	-	-	0	0	0
27 Whooping cough (056)	-	-	-	0	0	0	-	-	-	0	0	0
28 Meningococcal infections (057)	-	-	-	0	0	0	-	-	-	0	0	0
29 Acute poliomyelitis (080)	-	-	-	0	0	0	-	-	-	0	0	0
30 Acute infectious encephalitis (082)	-	-	-	0	0	0	-	-	-	0	0	0
31 Smallpox (084)	-	-	-	0	0	0	-	-	-	0	0	0
32 Measles (085)	-	-	-	0	0	0	-	-	-	0	0	0
33 Typhus and other rickettsial diseases (100-103, 105-108)	-	-	-	0	0	0	-	-	-	0	0	0
34 Rocky Mountain spotted fever (104)	-	-	-	0	0	0	-	-	-	0	0	0
35 Malaria (110-117)	-	-	-	0	0	0	-	-	-	0	0	0
36 All other diseases classified as infective and parasitic (030-039, 041-044, 049, 052-054, 059-074, 081, 083, 086-096, 120-138)	1	1	-	2.7	3.8	0	-	-	-	0	0	0
37 Malignant neoplasms, including neoplasms of lymphatic and haematopoietic tissues (140-205)	45	33	12	123.6	125.0	120.0	23	17	6	123.7	105.6	240.0
38 Benign and unspecified neoplasms (210-239)	1	-	1	2.7	0	10.0	3	2	1	16.1	12.4	40.0
39 Diabetes mellitus (260)	5	5	-	13.7	18.9	0	-	-	-	0	0	0
40 Pellagra (281)	-	-	-	0	0	0	-	-	-	0	0	0
41 Anemias (290-293)	-	-	-	0	0	0	-	-	-	0	0	0
42 Vascular lesions affecting central nervous system (330-334)	53	35	18	145.6	132.6	180.0	13	9	4	69.9	55.9	160.0
43 Nonmeningococcal meningitis (340)	-	-	-	0	0	0	-	-	-	0	0	0
44 Rheumatic fever (400-402)	1	-	1	2.7	0	10.0	-	-	-	0	0	0
45 Heart diseases (410-443)	126	101	25	346.2	382.6	250.0	47	39	8	252.7	242.2	320.0
46 Hypertension without mention of heart (444-447)	5	2	3	13.7	7.6	30.0	-	-	-	0	0	0
47 Influenza and pneumonia (480-483, 490-493)	8	6	2	22.0	22.7	20.0	3	2	1	16.1	12.4	40.0
48 Bronchitis (500-502)	2	1	1	5.5	3.8	10.0	-	-	-	0	0	0
49 Ulcer of stomach and duodenum (540, 541)	-	-	-	0	0	0	2	2	-	10.8	12.4	0
50 Appendicitis (550-553)	1	-	1	2.7	0	10.0	-	-	-	0	0	0
51 Intestinal obstruction and hernia (560, 561, 570)	3	2	1	8.2	7.6	10.0	5	5	-	26.9	31.1	0
52 Gastritis, duodenitis, enteritis and colitis (except diarrhea of the newborn) (543, 571, 572)	3	-	3	8.2	0	30.0	-	-	-	0	0	0
53 Cirrhosis of liver (581)	1	1	-	2.7	3.8	0	1	1	-	5.4	6.2	0
54 Nephritis and nephrosis (590-594)	3	-	3	8.2	0	30.0	2	2	-	10.8	12.4	0
55 Hyperplasia of prostate (610)	1	1	-	2.7	3.8	0	-	-	-	0	0	0
56 Complications of pregnancy, childbirth and the puerperium (640-652, 670-689)	-	-	-	0	0	0	-	-	-	0	0	0
57 Congenital malformations (750-759)	4	3	1	11.0	11.4	10.0	-	-	-	0	0	0
58 Birth injuries, postnatal asphyxia and atelectasis (760-762)	7	1	6	19.2	3.8	60.0	2	2	-	10.8	12.4	0
59 Infection of the newborn (763-768)	2	-	2	5.5	0	20.0	-	-	-	0	0	0
60 Other diseases peculiar to early infancy, and immaturity unqualified (769-776)	8	5	3	22.0	18.9	30.0	2	1	1	10.8	6.2	40.0
61 Senility, without mention of psychosis (794)	-	-	-	0	0	0	-	-	-	0	0	0
62 Ill-defined and unknown causes (780-793, 795)	1	-	1	2.7	0	10.0	-	-	-	0	0	0
63 Motor vehicle accidents (E810-E835)	7	7	-	19.2	26.5	0	4	4	-	21.5	24.8	0
64 All other accidents (E800-E802, E840-E962)	10	6	4	27.5	22.7	40.0	4	2	2	21.5	12.4	80.0
65 Suicide (E963, E970-E979)	8	8	-	22.0	30.3	0	1	1	-	5.4	6.2	0
66 Homicide (E964, E980-E985)	7	-	7	19.2	0	70.0	2	-	2	10.8	0	80.0
67 All other diseases (residual)	36	28	8	98.9	106.1	80.0	11	9	2	59.1	55.9	80.0

TABLE XIII VITAL STATISTICS, BY COUNTY, BY RACE, GEORGIA, 1961

ITEM	STEWART						SUMTER					
	Number			Rate or Ratio *			Number			Rate or Ratio *		
	Total	White	Non-White	Total	White	Non-White	Total	White	Non-White	Total	White	Non-White
1 Estimated population as of July 1	7,300	2,100	5,200				24,700	11,700	13,000			
<b>LIVE BIRTHS</b>												
2 Total	164	36	128	22.5	17.1	24.6	645	225	420	26.1	19.2	32.3
3 Delivered in hospital	51	35	16	31.1%	97.2%	12.5%	394	221	173	61.1%	98.2%	41.2%
4 Delivered in home by physician	12	1	11	7.3%	2.8%	8.6%	13	2	11	2.0%	0.9%	2.6%
5 Delivered in home by midwife	101	-	101	61.6%	0%	78.9%	238	2	236	36.9%	0.9%	56.2%
6 Other deliveries	-	-	-	0%	0%	0%	-	-	-	0%	0%	0%
7 Immature births	9	2	7	54.9	55.6	54.7	53	16	37	82.2	71.1	88.1
8 Live births to unwed mothers	36	-	36	219.5	0	281.3	102	2	100	158.1	8.9	238.1
<b>FETAL DEATHS</b>												
9 Total	5	-	5	30.5	0	39.1	22	9	13	34.1	40.0	31.0
10 Under 20 weeks gestation	3	-	3	18.3	0	23.4	9	4	5	14.0	17.8	11.9
11 20-27 weeks gestation	-	-	-	0	0	0	3	1	2	4.7	4.4	4.8
12 28 weeks and more	2	-	2	12.2	0	15.6	8	4	4	12.4	17.8	9.5
13 Unknown length of gestation	-	-	-	0	0	0	2	-	2	3.1	0	4.8
<b>DEATHS</b>												
14 Total, all ages	81	37	44	109.6	1761.9	846.2	248	107	141	1004.0	914.5	1084.6
15 Under 1 year	9	-	9	54.9	0	70.3	20	5	15	31.0	22.2	35.7
16 Under 28 days	4	-	4	24.4	0	31.3	11	5	6	17.1	22.2	14.3
17 Deaths from immaturity	-	-	-	0	0	0	5	2	3	7.8	8.9	7.1
18 1-4 years **	-	-	-	-	-	-	2	-	2	-	-	-
19 Maternal deaths	-	-	-	0	0	0	-	-	-	0	0	0
<b>CAUSE OF DEATH</b>												
20 Tuberculosis, all forms (001-019)	-	-	-	0	0	0	2	-	2	8.1	0	15.4
21 Syphilis and its sequelae (020-029)	-	-	-	0	0	0	1	-	1	4.0	0	7.7
22 Typhoid fever (040)	-	-	-	0	0	0	-	-	-	0	0	0
23 Dysentery, all forms (045-048)	-	-	-	0	0	0	1	-	1	4.0	0	7.7
24 Scarlet fever (050)	-	-	-	0	0	0	-	-	-	0	0	0
25 Streptococcal sore throat (051)	-	-	-	0	0	0	-	-	-	0	0	0
26 Diphtheria (055)	-	-	-	0	0	0	-	-	-	0	0	0
27 Whooping cough (056)	-	-	-	0	0	0	-	-	-	0	0	0
28 Meningococcal infections (057)	-	-	-	0	0	0	-	-	-	0	0	0
29 Acute poliomyelitis (080)	-	-	-	0	0	0	-	-	-	0	0	0
30 Acute infectious encephalitis (082)	-	-	-	0	0	0	-	-	-	0	0	0
31 Smallpox (084)	-	-	-	0	0	0	-	-	-	0	0	0
32 Measles (085)	-	-	-	0	0	0	-	-	-	0	0	0
33 Typhus and other rickettsial diseases (100-103, 105-108)	-	-	-	0	0	0	-	-	-	0	0	0
34 Rocky Mountain spotted fever (104)	-	-	-	0	0	0	-	-	-	0	0	0
35 Malaria (110-117)	-	-	-	0	0	0	-	-	-	0	0	0
36 All other diseases classified as infective and parasitic (030-039, 041-044, 049, 052-054, 059-074, 081, 083, 086-096, 120-138)	1	1	-	13.7	47.6	0	-	-	-	0	0	0
37 Malignant neoplasms, including neoplasms of lymphatic and haematopoietic tissues (140-205)	7	5	2	95.9	238.1	38.5	31	17	14	125.5	145.3	107.7
38 Benign and unspecified neoplasms (210-239)	-	-	-	0	0	0	-	-	-	0	0	0
39 Diabetes mellitus (260)	-	-	-	0	0	0	7	4	3	28.3	34.2	23.1
40 Pellagra (281)	-	-	-	0	0	0	-	-	-	0	0	0
41 Anemias (290-293)	-	-	-	0	0	0	4	1	3	16.2	8.5	23.1
42 Vascular lesions affecting central nervous system (330-334)	11	4	7	150.7	190.5	134.6	35	13	22	141.7	111.1	169.2
43 Nonmeningococcal meningitis (340)	1	-	1	13.7	0	19.2	2	-	2	8.1	0	15.4
44 Rheumatic fever (400-402)	-	-	-	0	0	0	-	-	-	0	0	0
45 Heart diseases (410-443)	30	14	16	411.0	666.7	307.7	75	41	34	303.6	350.4	261.5
46 Hypertension without mention of heart (444-447)	-	-	-	0	0	0	4	2	2	16.2	17.1	15.4
47 Influenza and pneumonia (480-483, 490-493)	4	3	1	54.8	142.9	19.2	10	4	6	40.5	34.2	46.2
48 Bronchitis (500-502)	-	-	-	0	0	0	1	1	-	4.0	8.5	0
49 Ulcer of stomach and duodenum (540, 541)	-	-	-	0	0	0	3	-	3	12.1	0	23.1
50 Appendicitis (550-553)	-	-	-	0	0	0	1	-	1	4.0	0	7.7
51 Intestinal obstruction and hernia (560, 561, 570)	1	1	-	13.7	47.6	0	1	-	1	4.0	0	7.7
52 Gastritis, duodenitis, enteritis and colitis (except diarrhea of the newborn) (543, 571, 572)	2	-	2	27.4	0	38.5	2	-	2	8.1	0	15.4
53 Cirrhosis of liver (581)	-	-	-	0	0	0	2	-	2	8.1	0	15.4
54 Nephritis and nephrosis (590-594)	2	-	2	27.4	0	38.5	1	-	1	4.0	0	7.7
55 Hyperplasia of prostate (610)	-	-	-	0	0	0	3	1	2	12.1	8.5	15.4
56 Complications of pregnancy, childbirth and the puerperium (640-652, 670-689)	-	-	-	0	0	0	-	-	-	0	0	0
57 Congenital malformations (750-759)	1	-	1	13.7	0	19.2	2	1	1	8.1	8.5	7.7
58 Birth injuries, postnatal asphyxia and atelectasis (760-762)	2	-	2	27.4	0	38.5	4	2	2	16.2	17.1	15.4
59 Infection of the newborn (763-768)	-	-	-	0	0	0	-	-	-	0	0	0
60 Other diseases peculiar to early infancy, and immaturity unqualified (769-776)	1	-	1	13.7	0	19.2	5	2	3	20.2	17.1	23.1
61 Senility, without mention of psychosis (794)	-	-	-	0	0	0	3	-	3	12.1	0	23.1
62 Ill-defined and unknown causes (780-793, 795)	2	-	2	27.4	0	38.5	7	4	3	28.3	34.2	23.1
63 Motor vehicle accidents (E810-E835)	1	1	-	13.7	47.6	0	4	-	4	16.2	0	30.8
64 All other accidents (E800-E802, E840-E862)	3	2	1	41.1	95.2	19.2	12	4	8	48.6	34.2	61.5
65 Suicide (E963, E970-E979)	1	1	-	13.7	47.6	0	1	1	-	4.0	8.5	0
66 Homicide (E964, E980-E985)	3	-	3	41.1	0	57.7	1	-	1	4.0	0	7.7
67 All other diseases (residual)	8	5	3	109.6	238.1	57.7	23	9	14	93.1	76.9	107.7

TABLE XIII VITAL STATISTICS, BY COUNTY, BY RACE, GEORGIA, 1961

ITEM	TALBOT						TALIAFERRO					
	Number			Rate or Ratio *			Number			Rate or Ratio *		
	Total	White	Non-White	Total	White	Non-White	Total	White	Non-White	Total	White	Non-White
1 Estimated population as of July 1	7,000	2,100	4,900				3,400	1,300	2,100			
<b>LIVE BIRTHS</b>												
2 Total	191	40	151	27.3	19.0	30.8	61	12	49	17.9	9.2	23.3
3 Delivered in hospital	87	39	48	45.5%	97.5%	31.8%	35	12	23	57.4%	100.0%	46.9%
4 Delivered in home by physician	16	1	15	8.4%	2.5%	9.9%	—	—	—	0%	0%	0%
5 Delivered in home by midwife	88	—	88	46.1%	0%	58.3%	26	—	26	42.6%	0%	53.1%
6 Other deliveries	—	—	—	0%	0%	0%	—	—	—	0%	0%	0%
7 Immature births	22	2	20	115.2	50.0	132.5	9	—	9	147.5	0	183.7
8 Live births to unwed mothers	24	1	23	125.7	25.0	152.3	19	—	19	311.5	0	387.8
<b>FETAL DEATHS</b>												
9 Total	5	—	5	26.2	0	33.1	2	—	2	32.8	0	40.8
10 Under 20 weeks gestation	—	—	—	0	0	0	—	—	—	0	0	0
11 20-27 weeks gestation	2	—	2	10.5	0	13.2	1	—	1	16.4	0	20.4
12 28 weeks and more	3	—	3	15.7	0	19.9	1	—	1	16.4	0	20.4
13 Unknown length of gestation	—	—	—	0	0	0	—	—	—	0	0	0
<b>DEATHS</b>												
14 Total, all ages	85	32	53	1214.3	523.8	1081.6	47	13	34	1382.4	1000.0	1619.0
15 Under 1 year	11	1	10	57.6	25.0	66.2	5	—	5	82.0	0	102.0
16 Under 28 days	4	—	4	20.9	0	26.5	2	—	2	32.8	0	40.8
17 Deaths from immaturity	—	—	—	0	0	0	2	—	2	32.8	0	40.8
18 1-4 years * *	—	—	—	—	—	—	1	—	1	—	—	—
19 Maternal deaths	—	—	—	0	0	0	—	—	—	0	0	0
<b>CAUSE OF DEATH</b>												
20 Tuberculosis, all forms (001-019)	—	—	—	0	0	0	—	—	—	0	0	0
21 Syphilis and its sequelae (020-029)	—	—	—	0	0	0	—	—	—	0	0	0
22 Typhoid fever (040)	—	—	—	0	0	0	—	—	—	0	0	0
23 Dysentery, all forms (045-048)	—	—	—	0	0	0	—	—	—	0	0	0
24 Scarlet fever (050)	—	—	—	0	0	0	—	—	—	0	0	0
25 Streptococcal sore throat (051)	—	—	—	0	0	0	—	—	—	0	0	0
26 Diphtheria (055)	—	—	—	0	0	0	—	—	—	0	0	0
27 Whooping cough (056)	—	—	—	0	0	0	—	—	—	0	0	0
28 Meningococcal infections (057)	—	—	—	0	0	0	—	—	—	0	0	0
29 Acute poliomyelitis (080)	—	—	—	0	0	0	—	—	—	0	0	0
30 Acute infectious encephalitis (082)	—	—	—	0	0	0	—	—	—	0	0	0
31 Smallpox (084)	—	—	—	0	0	0	—	—	—	0	0	0
32 Measles (085)	—	—	—	0	0	0	—	—	—	0	0	0
33 Typhus and other rickettsial diseases (100-103, 105-108)	—	—	—	0	0	0	—	—	—	0	0	0
34 Rocky Mountain spotted fever (104)	—	—	—	0	0	0	—	—	—	0	0	0
35 Malaria (110-117)	—	—	—	0	0	0	—	—	—	0	0	0
36 All other diseases classified as infective and parasitic (030-039, 041-044, 049, 052-054, 059-074, 081, 083, 086-096, 120-138)	—	—	—	0	0	0	—	—	—	0	0	0
37 Malignant neoplasms, including neoplasms of lymphatic and haematopoietic tissues (140-205)	10	3	7	142.9	142.9	142.9	4	1	3	117.6	76.9	142.9
38 Benign and unspecified neoplasms (210-239)	—	—	—	0	0	0	—	—	—	0	0	0
39 Diabetes mellitus (260)	—	—	—	0	0	0	—	—	—	0	0	0
40 Pellagra (281)	—	—	—	0	0	0	—	—	—	0	0	0
41 Anemias (290-293)	1	1	—	14.3	47.6	0	—	—	—	0	0	0
42 Vascular lesions affecting central nervous system (330-334)	18	5	13	257.1	238.1	265.3	6	3	3	176.5	230.8	142.9
43 Nonmeningococcal meningitis (340)	—	—	—	0	0	0	—	—	—	0	0	0
44 Rheumatic fever (400-402)	—	—	—	0	0	0	—	—	—	0	0	0
45 Heart diseases (410-443)	30	16	14	428.6	761.9	285.7	13	9	4	382.4	692.3	190.5
46 Hypertension without mention of heart (444-447)	—	—	—	0	0	0	1	—	—	29.4	0	47.6
47 Influenza and pneumonia (480-483, 490-493)	4	—	4	57.1	0	81.6	3	—	3	88.2	0	142.9
48 Bronchitis (500-502)	1	—	1	14.3	0	20.4	—	—	—	0	0	0
49 Ulcer of stomach and duodenum (540, 541)	—	—	—	0	0	0	—	—	—	0	0	0
50 Appendicitis (550-553)	—	—	—	0	0	0	—	—	—	0	0	0
51 Intestinal obstruction and hernia (560, 561, 570)	—	—	—	0	0	0	—	—	—	0	0	0
52 Gastritis, duodenitis, enteritis and colitis (except diarrhea of the newborn) (543, 571, 572)	1	—	1	14.3	0	20.4	—	—	—	0	0	0
53 Cirrhosis of liver (581)	—	—	—	0	0	0	—	—	—	0	0	0
54 Nephritis and nephrosis (590-594)	1	—	1	14.3	0	20.4	—	—	—	0	0	0
55 Hyperplasia of prostate (610)	—	—	—	0	0	0	—	—	—	0	0	0
56 Complications of pregnancy, childbirth and the puerperium (640-652, 670-689)	—	—	—	0	0	0	—	—	—	0	0	0
57 Congenital malformations (750-759)	2	1	1	28.6	47.6	20.4	—	—	—	0	0	0
58 Birth injuries, postnatal asphyxia and atelectasis (760-762)	1	—	1	14.3	0	20.4	1	—	1	29.4	0	47.6
59 Infection of the newborn (763-768)	1	—	1	14.3	0	20.4	—	—	—	0	0	0
60 Other diseases peculiar to early infancy, and immaturity unqualified (769-776)	—	—	—	0	0	0	2	—	2	58.8	0	95.2
61 Senility, without mention of psychosis (794)	2	1	1	28.6	47.6	20.4	—	—	—	0	0	0
62 Ill-defined and unknown causes (780-793, 795)	2	1	1	28.6	47.6	20.4	7	—	7	205.9	0	333.3
63 Motor vehicle accidents (E810-E835)	—	—	—	0	0	0	5	—	5	147.1	0	238.1
64 All other accidents (E800-E802, E840-E962)	1	1	—	14.3	47.6	0	2	—	2	58.8	0	95.2
65 Suicide (E963, E970-E979)	—	—	—	0	0	0	—	—	—	0	0	0
66 Homicide (E964, E980-E985)	1	—	1	14.3	0	20.4	—	—	—	0	0	0
67 All other diseases (residual)	9	3	6	128.6	142.9	122.4	3	—	3	88.2	0	142.9

TABLE XIII VITAL STATISTICS, BY COUNTY, BY RACE, GEORGIA, 1961

ITEM	TATTNALL						TAYLOR						
	Number			Rate or Ratio *			Number			Rate or Ratio *			
	Total	White	Non-White	Total	White	Non-White	Total	White	Non-White	Total	White	Non-White	
1 Estimated population as of July 1	13,500	9,800	3,700				8,300	4,300	4,000				1
<b>LIVE BIRTHS</b>													
2 Total	321	196	125	23.8	20.0	33.8	205	79	126	24.7	18.4	31.5	2
3 Delivered in hospital	236	194	42	73.5%	99.0%	33.6%	105	77	28	51.2%	97.5%	22.2%	3
4 Delivered in home by physician	16	2	14	5.0%	1.0%	11.2%	1	—	1	0.5%	0%	0.8%	4
5 Delivered in home by midwife	69	—	69	21.5%	0%	55.2%	99	2	97	48.3%	2.5%	77.0%	5
6 Other deliveries	—	—	—	0%	0%	0%	—	—	—	0%	0%	0%	6
7 Immature births	24	9	15	74.8	45.9	120.0	13	5	8	63.4	63.3	63.5	7
8 Live births to unwed mothers	38	3	35	118.4	15.3	280.0	34	2	32	165.9	25.3	254.0	8
<b>FETAL DEATHS</b>													
9 Total	15	10	5	46.7	51.0	40.0	12	5	7	58.5	63.3	55.6	9
10 Under 20 weeks gestation	7	7	—	21.8	35.7	0	—	—	—	0	0	0	10
11 20-27 weeks gestation	4	2	2	12.5	10.2	16.0	3	1	2	14.6	12.7	15.9	11
12 28 weeks and more	4	1	3	12.5	5.1	24.0	7	2	5	34.1	25.3	39.7	12
13 Unknown length of gestation	—	—	—	0	0	0	2	2	—	9.8	25.3	0	13
<b>DEATHS</b>													
14 Total, all ages	137	99	38	1014.8	1010.2	1027.0	95	47	48	144.6	1093.0	1200.0	14
15 Under 1 year	12	5	7	37.4	25.5	56.0	10	—	10	48.8	0	79.4	15
16 Under 28 days	8	4	4	24.9	20.4	32.0	2	—	2	9.8	0	15.9	16
17 Deaths from immaturity	2	—	2	6.2	0	16.0	—	—	—	0	0	0	17
18 1-4 years **	1	—	1	—	—	—	4	—	4	—	—	—	18
19 Maternal deaths	—	—	—	0	0	0	—	—	—	0	0	0	19
<b>CAUSE OF DEATH</b>													
20 Tuberculosis, all forms (001-019)	1	—	1	7.4	0	27.0	—	—	—	0	0	0	20
21 Syphilis and its sequelae (020-029)	—	—	—	0	0	0	1	1	—	12.0	23.3	0	21
22 Typhoid fever (040)	—	—	—	0	0	0	—	—	—	0	0	0	22
23 Dysentery, all forms (045-048)	1	1	—	7.4	10.2	0	—	—	—	0	0	0	23
24 Scarlet fever (050)	—	—	—	0	0	0	—	—	—	0	0	0	24
25 Streptococcal sore throat (051)	—	—	—	0	0	0	—	—	—	0	0	0	25
26 Diphtheria (055)	—	—	—	0	0	0	—	—	—	0	0	0	26
27 Whooping cough (056)	—	—	—	0	0	0	—	—	—	0	0	0	27
28 Meningococcal infections (057)	—	—	—	0	0	0	—	—	—	0	0	0	28
29 Acute poliomyelitis (080)	—	—	—	0	0	0	—	—	—	0	0	0	29
30 Acute infectious encephalitis (082)	—	—	—	0	0	0	—	—	—	0	0	0	30
31 Smallpox (084)	—	—	—	0	0	0	—	—	—	0	0	0	31
32 Measles (085)	—	—	—	0	0	0	2	—	2	24.1	0	50.0	32
33 Typhus and other rickettsial diseases (100-103, 105-108)	—	—	—	0	0	0	—	—	—	0	0	0	33
34 Rocky Mountain spotted fever (104)	—	—	—	0	0	0	—	—	—	0	0	0	34
35 Malaria (110-117)	—	—	—	0	0	0	—	—	—	0	0	0	35
36 All other diseases classified as infective and parasitic (030-039, 041-044, 049, 052-054, 059-074, 081, 083, 086-096, 120-138)	—	—	—	0	0	0	—	—	—	0	0	0	36
37 Malignant neoplasms, including neoplasms of lymphatic and haematopoietic tissues (140-205)	16	13	3	118.5	132.7	81.1	10	6	4	120.5	139.5	100.0	37
38 Benign and unspecified neoplasms (210-239)	3	2	1	22.2	20.4	27.0	—	—	—	0	0	0	38
39 Diabetes mellitus (260)	1	1	—	7.4	10.2	0	2	1	1	24.1	23.3	25.0	39
40 Pellagra (281)	—	—	—	0	0	0	—	—	—	0	0	0	40
41 Anemias (290-293)	1	—	1	7.4	0	27.0	—	—	—	0	0	0	41
42 Vascular lesions affecting central nervous system (330-334)	17	10	7	125.9	102.0	189.2	15	5	10	180.7	116.3	250.0	42
43 Nonmeningococcal meningitis (340)	1	1	—	7.4	10.2	0	—	—	—	0	0	0	43
44 Rheumatic fever (400-402)	—	—	—	0	0	0	—	—	—	0	0	0	44
45 Heart diseases (410-443)	42	38	4	311.1	387.8	108.1	33	20	13	397.6	465.1	325.0	45
46 Hypertension without mention of heart (444-447)	—	—	—	0	0	0	—	—	—	0	0	0	46
47 Influenza and pneumonia (480-483, 490-493)	7	2	5	51.9	20.4	135.1	8	4	4	96.4	93.0	100.0	47
48 Bronchitis (500-502)	1	1	—	7.4	10.2	0	—	—	—	0	0	0	48
49 Ulcer of stomach and duodenum (540, 541)	1	1	—	7.4	10.2	0	1	1	—	12.0	23.3	0	49
50 Appendicitis (550-553)	—	—	—	0	0	0	—	—	—	0	0	0	50
51 Intestinal obstruction and hernia (560, 561, 570)	—	—	—	0	0	0	—	—	—	0	0	0	51
52 Gastritis, duodenitis, enteritis and colitis (except diarrhea of the newborn) (543, 571, 572)	—	—	—	0	0	0	4	1	3	48.2	23.3	75.0	52
53 Cirrhosis of liver (581)	1	1	—	7.4	10.2	0	—	—	—	0	0	0	53
54 Nephritis and nephrosis (590-594)	2	1	1	14.8	10.2	27.0	—	—	—	0	0	0	54
55 Hyperplasia of prostate (610)	—	—	—	0	0	0	—	—	—	0	0	0	55
56 Complications of pregnancy, childbirth and the puerperium (640-652, 670-689)	—	—	—	0	0	0	—	—	—	0	0	0	56
57 Congenital malformations (750-759)	2	—	2	14.8	0	54.1	1	—	1	12.0	0	25.0	57
58 Birth injuries, postnatal asphyxia and atelectasis (760-762)	2	2	—	14.8	20.4	0	—	—	—	0	0	0	58
59 Infection of the newborn (763-768)	1	1	—	7.4	10.2	0	—	—	—	0	0	0	59
60 Other diseases peculiar to early infancy, and immaturity unqualified (769-776)	4	1	3	29.6	10.2	81.1	1	—	1	12.0	0	25.0	60
61 Senility, without mention of psychosis (794)	1	1	—	7.4	10.2	0	—	—	—	0	0	0	61
62 Ill-defined and unknown causes (780-793, 795)	2	—	2	14.8	0	54.1	2	1	1	24.1	23.3	25.0	62
63 Motor vehicle accidents (E810-E835)	4	3	1	29.6	30.6	27.0	2	—	2	24.1	0	50.0	63
64 All other accidents (E800-E802, E840-E962)	8	5	3	59.3	51.0	81.1	4	2	2	48.2	46.5	50.0	64
65 Suicide (E963, E970-E979)	1	1	—	7.4	10.2	0	2	2	—	24.1	46.5	0	65
66 Homicide (E964, E980-E985)	3	2	1	22.2	20.4	27.0	2	—	2	24.1	0	50.0	66
67 All other diseases (residual)	14	11	3	103.7	112.2	81.1	5	3	2	60.2	69.8	50.0	67

TABLE XIII VITAL STATISTICS, BY COUNTY, BY RACE, GEORGIA, 1961

ITEM	TELFAIR						TERRELL						
	Number			Rate or Ratio *			Number			Rate or Ratio *			
	Total	White	Non-White	Total	White	Non-White	Total	White	Non-White	Total	White	Non-White	
1 Estimated population as of July 1	11,800	7,800	4,000				12,800	4,500	8,300				1
<b>LIVE BIRTHS</b>													
2 Total	304	184	120	25.8	23.6	30.0	389	75	314	30.4	16.7	37.8	2
3 Delivered in hospital	203	176	27	66.8%	95.7%	22.5%	134	74	60	34.4%	98.7%	19.1%	3
4 Delivered in home by physician	5	3	2	1.6%	1.6%	1.7%	9	1	8	2.3%	1.3%	2.5%	4
5 Delivered in home by midwife	96	5	91	31.6%	2.7%	75.8%	246		246	63.2%	0%	78.3%	5
6 Other deliveries				0%	0%	0%				0%	0%	0%	6
7 Immature births	22	8	14	72.4	43.5	116.7	50	3	47	128.5	40.0	149.7	7
8 Live births to unwed mothers	32	2	30	105.3	10.9	250.0	96	2	94	246.8	26.7	299.4	8
<b>FETAL DEATHS</b>													
9 Total	3		3	9.9	0	25.0	20	2	18	51.4	26.7	57.3	9
10 Under 20 weeks gestation				0	0	0	5		5	12.9	0	15.9	10
11 20-27 weeks gestation	2		2	6.6	0	16.7	4		4	10.3	0	12.7	11
12 28 weeks and more	1		1	3.3	0	8.3	11	2	9	28.3	26.7	28.7	12
13 Unknown length of gestation				0	0	0				0	0	0	13
<b>DEATHS</b>													
14 Total, all ages	119	86	33	1008.5	1102.6	825.0	156	58	98	1218.8	1288.9	1180.7	14
15 Under 1 year	5	3	2	16.4	16.3	16.7	24	3	21	61.7	40.0	66.9	15
16 Under 28 days	2	2		6.6	10.9	0	17	3	14	43.7	40.0	44.6	16
17 Deaths from immaturity				0	0	0	3		3	7.7	0	9.6	17
18 1-4 years **	3	2	1				4	2	2				18
19 Maternal deaths				0	0	0				0	0	0	19
<b>CAUSE OF DEATH</b>													
20 Tuberculosis, all forms (001-019)				0	0	0	2		2	15.6	0	24.1	20
21 Syphilis and its sequelae (020-029)				0	0	0				0	0	0	21
22 Typhoid fever (040)				0	0	0				0	0	0	22
23 Dysentery, all forms (045-048)	1		1	8.5	0	25.0				0	0	0	23
24 Scarlet fever (050)				0	0	0				0	0	0	24
25 Streptococcal sore throat (051)				0	0	0				0	0	0	25
26 Diphtheria (055)				0	0	0				0	0	0	26
27 Whooping cough (056)				0	0	0				0	0	0	27
28 Meningococcal infections (057)				0	0	0				0	0	0	28
29 Acute poliomyelitis (080)				0	0	0				0	0	0	29
30 Acute infectious encephalitis (082)				0	0	0				0	0	0	30
31 Smallpox (084)				0	0	0				0	0	0	31
32 Measles (085)				0	0	0				0	0	0	32
33 Typhus and other rickettsial diseases (100-103, 105-108)				0	0	0				0	0	0	33
34 Rocky Mountain spotted fever (104)				0	0	0				0	0	0	34
35 Malaria (110-117)				0	0	0				0	0	0	35
36 All other diseases classified as infective and parasitic (030-039, 041-044, 049, 052-054, 059-074, 081, 083, 086-096, 120-138)				0	0	0				0	0	0	36
37 Malignant neoplasms, including neoplasms of lymphatic and haemopoietic tissues (140-205)	9	6	3	76.3	76.9	75.0	13	8	5	101.6	177.8	60.2	37
38 Benign and unspecified neoplasms (210-239)	1	1		8.5	12.8	0				0	0	0	38
39 Diabetes mellitus (260)	3	2	1	25.4	25.6	25.0	3		3	23.4	0	36.1	39
40 Poliomyelitis (281)				0	0	0				0	0	0	40
41 Anemias (290-293)				0	0	0				0	0	0	41
42 Vascular lesions affecting central nervous system (330-334)	15	10	5	127.1	128.2	125.0	27	11	16	210.9	244.4	192.8	42
43 Nonmeningococcal meningitis (340)				0	0	0				0	0	0	43
44 Rheumatic fever (400-402)				0	0	0				0	0	0	44
45 Heart diseases (410-443)	45	38	7	381.4	487.2	175.0	46	20	26	359.4	444.4	313.3	45
46 Hypertension without mention of heart (444-447)	3	1	2	25.4	12.8	50.0	1		1	7.8	0	12.0	46
47 Influenza and pneumonia (480-483, 490-493)	6	2	4	50.8	25.6	100.0	10	2	8	78.1	44.4	96.4	47
48 Bronchitis (500-502)				0	0	0				0	0	0	48
49 Ulcer of stomach and duodenum (540, 541)				0	0	0	1	1		7.8	22.2	0	49
50 Appendicitis (550-553)				0	0	0	1		1	7.8	0	12.0	50
51 Intestinal obstruction and hernia (560, 561, 570)				0	0	0	1		1	7.8	0	12.0	51
52 Gastritis, duodenitis, enteritis and colitis (except diarrhea of the newborn) (543, 571, 572)				0	0	0	1		1	7.8	0	12.0	52
53 Cirrhosis of liver (581)	3	3		25.4	38.5	0				0	0	0	53
54 Nephritis and nephrosis (590-594)	3	2	1	25.4	25.6	25.0	1		1	7.8	0	12.0	54
55 Hyperplasia of prostate (610)				0	0	0	1	1		7.8	22.2	0	55
56 Complications of pregnancy, childbirth and the puerperium (640-652, 670-689)				0	0	0				0	0	0	56
57 Congenital malformations (750-759)				0	0	0				0	0	0	57
58 Birth injuries, postnatal asphyxia and atelectasis (760-762)	1	1		8.5	12.8	0	6	2	4	46.9	44.4	48.2	58
59 Infection of the newborn (763-768)				0	0	0	2		2	15.6	0	24.1	59
60 Other diseases peculiar to early infancy, and immaturity unqualified (769-776)	1	1		8.5	12.8	0	4	1	3	31.3	22.2	36.1	60
61 Senility, without mention of psychosis (794)				0	0	0				0	0	0	61
62 Ill-defined and unknown causes (780-793, 795)	2	2		16.9	25.6	0	6		6	46.9	0	72.3	62
63 Motor vehicle accidents (E810-E835)	7	6	1	59.3	76.9	25.0	4	3	1	31.3	66.7	12.0	63
64 All other accidents (E800-E802, E840-E962)	6	3	3	50.8	38.5	75.0	10	3	7	78.1	66.7	84.3	64
65 Suicide (E963, E970-E979)				0	0	0	4	3	1	31.3	66.7	12.0	65
66 Homicide (E964, E980-E985)	2	1	1	16.9	12.8	25.0	1		1	7.8	0	12.0	66
67 All other diseases (residual)	11	7	4	93.2	89.7	100.0	11	3	8	85.9	66.7	96.4	67

TABLE XIII VITAL STATISTICS, BY COUNTY, BY RACE, GEORGIA, 1961

ITEM	THOMAS						TIFT						
	Number			Rate or Ratio *			Number			Rate or Ratio *			
	Total	White	Non-White	Total	White	Non-White	Total	White	Non-White	Total	White	Non-White	
1 Estimated population as of July 1	34,800	20,600	14,200				23,800	16,800	7,000				1
<b>LIVE BIRTHS</b>													
2 Total	928	429	499	26.7	20.8	35.1	618	372	246	26.0	22.1	35.1	2
3 Delivered in hospital	589	403	186	63.5%	93.9%	37.3%	470	365	105	76.1%	98.1%	42.7%	3
4 Delivered in home by physician	110	23	87	11.9%	5.4%	17.4%	—	—	—	0%	0%	0%	4
5 Delivered in home by midwife	229	3	226	24.7%	0.7%	45.3%	148	7	141	23.9%	1.9%	57.3%	5
6 Other deliveries	—	—	—	0%	0%	0%	—	—	—	0%	0%	0%	6
7 Immature births	73	25	48	78.7	58.3	96.2	39	17	22	63.1	45.7	89.4	7
8 Live births to unwed mothers	128	6	122	137.9	14.0	244.5	67	8	59	108.4	21.5	239.8	8
<b>FETAL DEATHS</b>													
9 Total	47	31	16	50.6	72.3	32.1	14	4	10	22.7	10.8	40.7	9
10 Under 20 weeks gestation	29	24	5	31.2	55.9	10.0	5	—	5	8.1	0	20.3	10
11 20-27 weeks gestation	8	4	4	8.6	9.3	8.0	3	1	2	4.9	2.7	8.1	11
12 28 weeks and more	10	3	7	10.8	7.0	14.0	6	3	3	9.7	8.1	12.2	12
13 Unknown length of gestation	—	—	—	0	0	0	—	—	—	0	0	0	13
<b>DEATHS</b>													
14 Total, all ages	400	208	192	1149.4	1009.7	1352.1	230	155	75	966.4	922.6	1071.4	14
15 Under 1 year	39	6	33	42.0	14.0	66.1	12	6	6	19.4	16.1	24.4	15
16 Under 28 days	30	6	24	32.3	14.0	48.1	5	4	1	8.1	10.8	4.1	16
17 Deaths from immaturity	10	1	9	10.8	2.3	18.0	2	1	1	3.2	2.7	4.1	17
18 1-4 years **	5	2	3	—	—	—	4	2	2	—	—	—	18
19 Maternal deaths	—	—	—	0	0	0	1	1	—	16.2	26.9	0	19
<b>CAUSE OF DEATH</b>													
20 Tuberculosis, all forms (001-019)	3	2	1	8.6	9.7	7.0	1	—	1	4.2	0	14.3	20
21 Syphilis and its sequelae (020-029)	—	—	—	0	0	0	1	1	—	4.2	6.0	0	21
22 Typhoid fever (040)	—	—	—	0	0	0	—	—	—	0	0	0	22
23 Dysentery, all forms (045-048)	—	—	—	0	0	0	1	1	—	4.2	6.0	0	23
24 Scarlet fever (050)	—	—	—	0	0	0	—	—	—	0	0	0	24
25 Streptococcal sore throat (051)	—	—	—	0	0	0	—	—	—	0	0	0	25
26 Diphtheria (055)	—	—	—	0	0	0	1	1	—	4.2	6.0	0	26
27 Whooping cough (056)	—	—	—	0	0	0	—	—	—	0	0	0	27
28 Meningococcal infections (057)	—	—	—	0	0	0	—	—	—	0	0	0	28
29 Acute poliomyelitis (080)	—	—	—	0	0	0	—	—	—	0	0	0	29
30 Acute infectious encephalitis (082)	—	—	—	0	0	0	—	—	—	0	0	0	30
31 Smallpox (084)	—	—	—	0	0	0	—	—	—	0	0	0	31
32 Measles (085)	—	—	—	0	0	0	—	—	—	0	0	0	32
33 Typhus and other rickettsial diseases (100-103, 105-108)	—	—	—	0	0	0	—	—	—	0	0	0	33
34 Rocky Mountain spotted fever (104)	—	—	—	0	0	0	—	—	—	0	0	0	34
35 Malaria (110-117)	—	—	—	0	0	0	—	—	—	0	0	0	35
36 All other diseases classified as infective and parasitic (030-039, 041-044, 049, 052-054, 059-074, 081, 083, 086-096, 120-138)	3	1	2	8.6	4.9	14.1	—	—	—	0	0	0	36
37 Malignant neoplasms, including neoplasms of lymphatic and haematopoietic tissues (140-205)	49	33	16	140.8	160.2	112.7	34	25	9	142.9	148.8	128.6	37
38 Benign and unspecified neoplasms (210-239)	—	—	—	0	0	0	—	—	—	0	0	0	38
39 Diabetes mellitus (260)	6	2	4	17.2	9.7	28.2	2	2	—	8.4	11.9	0	39
40 Pellagra (281)	—	—	—	0	0	0	—	—	—	0	0	0	40
41 Anemias (290-293)	—	—	—	0	0	0	1	—	1	4.2	0	14.3	41
42 Vascular lesions affecting central nervous system (330-334)	63	26	37	181.0	126.2	260.6	33	22	11	138.7	131.0	157.1	42
43 Nonmeningococcal meningitis (340)	—	—	—	0	0	0	1	1	—	4.2	6.0	0	43
44 Rheumatic fever (400-402)	—	—	—	0	0	0	—	—	—	0	0	0	44
45 Heart diseases (410-443)	112	57	55	321.8	276.7	387.3	77	53	24	323.5	315.5	342.9	45
46 Hypertension without mention of heart (444-447)	8	6	2	23.0	29.1	14.1	2	1	1	8.4	6.0	14.3	46
47 Influenza and pneumonia (480-483, 490-493)	27	8	19	77.6	38.8	133.8	9	2	7	37.8	11.9	100.0	47
48 Bronchitis (500-502)	1	1	—	2.9	4.9	0	—	—	—	0	0	0	48
49 Ulcer of stomach and duodenum (540, 541)	1	1	—	2.9	4.9	0	2	1	1	8.4	6.0	14.3	49
50 Appendicitis (550-553)	2	1	1	5.7	4.9	7.0	—	—	—	0	0	0	50
51 Intestinal obstruction and hernia (560, 561, 570)	4	3	1	11.5	14.6	7.0	4	3	1	16.8	17.9	14.3	51
52 Gastritis, duodenitis, enteritis and colitis (except diarrhea of the newborn) (543, 571, 572)	2	1	1	5.7	4.9	7.0	4	1	3	16.8	6.0	42.9	52
53 Cirrhosis of liver (581)	2	2	—	5.7	9.7	0	—	—	—	0	0	0	53
54 Nephritis and nephrosis (590-594)	1	1	—	2.9	4.9	0	1	1	—	4.2	6.0	0	54
55 Hyperplasia of prostate (610)	1	1	—	2.9	4.9	0	1	—	1	4.2	0	14.3	55
56 Complications of pregnancy, childbirth and the puerperium (640-652, 670-689)	—	—	—	0	0	0	1	1	—	4.2	6.0	0	56
57 Congenital malformations (750-759)	—	—	—	0	0	0	3	3	—	12.6	17.9	0	57
58 Birth injuries, postnatal asphyxia and atelectasis (760-762)	8	2	6	23.0	9.7	42.3	—	—	—	0	0	0	58
59 Infection of the newborn (763-768)	6	1	5	17.2	4.9	35.2	—	—	—	0	0	0	59
60 Other diseases peculiar to early infancy, and immaturity unqualified (769-774)	14	3	11	40.2	14.6	77.5	3	2	1	12.6	11.9	14.3	60
61 Senility, without mention of psychosis (794)	1	1	—	2.9	4.9	0	1	1	—	4.2	6.0	0	61
62 Ill-defined and unknown causes (780-793, 795)	1	—	1	2.9	0	7.0	4	2	2	16.8	11.9	28.6	62
63 Motor vehicle accidents (E810-E835)	16	14	2	46.0	68.0	14.1	10	8	2	42.0	47.6	28.6	63
64 All other accidents (E800-E802, E840-E962)	24	17	7	69.0	82.5	49.3	7	4	3	29.4	23.8	42.9	64
65 Suicide (E963, E970-E979)	1	1	—	2.9	4.9	0	1	—	1	4.2	0	14.3	65
66 Homicide (E964, E980-E985)	4	—	4	11.5	0	28.2	—	—	—	0	0	0	66
67 All other diseases (residual)	40	23	17	114.9	111.7	119.7	25	19	6	105.0	113.1	85.7	67



TABLE XIII VITAL STATISTICS, BY COUNTY, BY RACE, GEORGIA, 1961

ITEM	TOOMBS						TOWNS						
	Number			Rate or Ratio *			Number			Rate or Ratio *			
	Total	White	Non-White	Total	White	Non-White	Total	White	Non-White	Total	White	Non-White	
1 Estimated population as of July 1	17,100	12,300	4,800				4,600	4,600	0				1
<b>LIVE BIRTHS</b>													
2 Total	446	267	179	26.1	21.7	37.3	69	69	-	15.0	15.0	...	2
3 Delivered in hospital	300	260	40	67.3%	97.4%	22.3%	69	69	-	100.0%	100.0%	...	3
4 Delivered in home by physician	17	3	14	3.8%	1.1%	7.8%	-	-	-	0%	0%	...	4
5 Delivered in home by midwife	129	4	125	28.9%	1.5%	69.8%	-	-	-	0%	0%	...	5
6 Other deliveries	-	-	-	0%	0%	0%	-	-	-	0%	0%	...	6
7 Immature births	43	13	30	96.4	48.7	167.6	6	6	-	87.0	87.0	...	7
8 Live births to unwed mothers	64	9	55	143.5	33.7	307.3	3	3	-	43.5	43.5	...	8
<b>FETAL DEATHS</b>													
9 Total	12	7	5	26.9	26.2	27.9	-	-	-	0	0	...	9
10 Under 20 weeks gestation	2	2	-	4.5	7.5	0	-	-	-	0	0	...	10
11 20-27 weeks gestation	3	1	2	6.7	3.7	11.2	-	-	-	0	0	...	11
12 28 weeks and more	7	4	3	15.7	15.0	16.8	-	-	-	0	0	...	12
13 Unknown length of gestation	-	-	-	0	0	0	-	-	-	0	0	...	13
<b>DEATHS</b>													
14 Total, all ages	143	88	55	836.3	715.4	1145.8	37	37	-	804.3	804.3	...	14
15 Under 1 year	16	7	9	35.9	26.2	50.3	3	3	-	43.5	43.5	...	15
16 Under 28 days	8	5	3	17.9	18.7	16.8	1	1	-	14.5	14.5	...	16
17 Deaths from immaturity	2	-	2	4.5	0	11.2	-	-	-	0	0	...	17
18 1-4 years * *	4	1	3	-	-	-	1	1	-	-	-	...	18
19 Maternal deaths	-	-	-	0	0	0	-	-	-	0	0	...	19
<b>CAUSE OF DEATH</b>													
20 Tuberculosis, all forms (001-019)	-	-	-	0	0	0	-	-	-	0	0	...	20
21 Syphilis and its sequelae (020-029)	-	-	-	0	0	0	-	-	-	0	0	...	21
22 Typhoid fever (040)	-	-	-	0	0	0	-	-	-	0	0	...	22
23 Dysentery, all forms (045-048)	-	-	-	0	0	0	-	-	-	0	0	...	23
24 Scarlet fever (050)	-	-	-	0	0	0	-	-	-	0	0	...	24
25 Streptococcal sore throat (051)	-	-	-	0	0	0	-	-	-	0	0	...	25
26 Diphtheria (055)	-	-	-	0	0	0	-	-	-	0	0	...	26
27 Whooping cough (056)	-	-	-	0	0	0	-	-	-	0	0	...	27
28 Meningococcal infections (057)	1	1	-	5.8	8.1	0	-	-	-	0	0	...	28
29 Acute poliomyelitis (080)	-	-	-	0	0	0	-	-	-	0	0	...	29
30 Acute infectious encephalitis (082)	-	-	-	0	0	0	-	-	-	0	0	...	30
31 Smallpox (084)	-	-	-	0	0	0	-	-	-	0	0	...	31
32 Measles (085)	-	-	-	0	0	0	-	-	-	0	0	...	32
33 Typhus and other rickettsial diseases (100-103, 105-108)	-	-	-	0	0	0	-	-	-	0	0	...	33
34 Rocky Mountain spotted fever (104)	-	-	-	0	0	0	-	-	-	0	0	...	34
35 Malaria (110-117)	-	-	-	0	0	0	-	-	-	0	0	...	35
36 All other diseases classified as infective and parasitic (030-039, 041-044, 049, 052-054, 059-074, 081, 083, 086-096, 120-138)	2	1	1	11.7	8.1	20.8	-	-	-	0	0	...	36
37 Malignant neoplasms, including neoplasms of lymphatic and haematopoietic tissues (140-205)	18	9	9	105.3	73.2	187.5	1	1	-	21.7	21.7	...	37
38 Benign and unspecified neoplasms (210-239)	-	-	-	0	0	0	1	1	-	21.7	21.7	...	38
39 Diabetes mellitus (260)	2	-	2	11.7	0	41.7	-	-	-	0	0	...	39
40 Pellagra (281)	-	-	-	0	0	0	-	-	-	0	0	...	40
41 Anemias (290-293)	-	-	-	0	0	0	-	-	-	0	0	...	41
42 Vascular lesions affecting central nervous system (330-334)	33	21	12	193.0	170.7	250.0	4	4	-	87.0	87.0	...	42
43 Nonmeningococcal meningitis (340)	-	-	-	0	0	0	-	-	-	0	0	...	43
44 Rheumatic fever (400-402)	1	-	1	5.8	0	20.8	-	-	-	0	0	...	44
45 Heart diseases (410-443)	41	33	8	239.8	268.3	166.7	18	18	-	391.3	391.3	...	45
46 Hypertension without mention of heart (444-447)	1	-	1	5.8	0	20.8	2	2	-	43.5	43.5	...	46
47 Influenza and pneumonia (480-483, 490-493)	5	3	2	29.2	24.4	41.7	2	2	-	43.5	43.5	...	47
48 Bronchitis (500-502)	-	-	-	0	0	0	-	-	-	0	0	...	48
49 Ulcer of stomach and duodenum (540, 541)	-	-	-	0	0	0	-	-	-	0	0	...	49
50 Appendicitis (550-553)	-	-	-	0	0	0	-	-	-	0	0	...	50
51 Intestinal obstruction and hernia (560, 561, 570)	1	1	-	5.8	8.1	0	-	-	-	0	0	...	51
52 Gastritis, duodenitis, enteritis and colitis (except diarrhea of the newborn) (543, 571, 572)	2	1	1	11.7	8.1	20.8	1	1	-	21.7	21.7	...	52
53 Cirrhosis of liver (581)	2	2	-	11.7	16.3	0	-	-	-	0	0	...	53
54 Nephritis and nephrosis (590-594)	1	-	1	5.8	0	20.8	-	-	-	0	0	...	54
55 Hyperplasia of prostate (610)	1	-	1	5.8	0	20.8	-	-	-	0	0	...	55
56 Complications of pregnancy, childbirth and the puerperium (640-652, 670-689)	-	-	-	0	0	0	-	-	-	0	0	...	56
57 Congenital malformations (750-759)	1	-	1	5.8	0	20.8	1	1	-	21.7	21.7	...	57
58 Birth injuries, postnatal asphyxia and atelectasis (760-762)	5	3	2	29.2	24.4	41.7	-	-	-	0	0	...	58
59 Infection of the newborn (763-768)	-	-	-	0	0	0	1	1	-	21.7	21.7	...	59
60 Other diseases peculiar to early infancy, and immaturity unqualified (769-776)	4	1	3	23.4	8.1	62.5	-	-	-	0	0	...	60
61 Senility, without mention of psychosis (794)	-	-	-	0	0	0	-	-	-	0	0	...	61
62 Ill-defined and unknown causes (780-793, 795)	-	-	-	0	0	0	-	-	-	0	0	...	62
63 Motor vehicle accidents (E810-E835)	3	3	-	17.5	24.4	0	1	1	-	21.7	21.7	...	63
64 All other accidents (E800-E802, E840-E962)	4	1	3	23.4	8.1	62.5	-	-	-	0	0	...	64
65 Suicide (E963, E970-E979)	1	1	-	5.8	8.1	0	1	1	-	21.7	21.7	...	65
66 Homicide (E964, E980-E985)	4	-	4	23.4	0	83.3	-	-	-	0	0	...	66
67 All other diseases (residual)	10	7	3	58.5	56.9	62.5	4	4	-	87.0	87.0	...	67

TABLE XIII VITAL STATISTICS, BY COUNTY, BY RACE, GEORGIA, 1961

ITEM	TREETLEN						TROUP					
	Number			Rate or Ratio *			Number			Rate or Ratio *		
	Total	White	Non-White	Total	White	Non-White	Total	White	Non-White	Total	White	Non-White
1 Estimated population as of July 1	5,900	4,000	1,900				47,700	32,200	15,500			
<b>LIVE BIRTHS</b>												
2 Total	137	72	65	23.2	18.0	34.2	1,025	598	427	21.5	18.6	27.5
3 Delivered in hospital	97	67	30	70.8%	93.1%	46.2%	842	594	248	82.1%	99.3%	58.1%
4 Delivered in home by physician	-	-	-	0%	0%	0%	9	1	8	0.9%	0.2%	1.9%
5 Delivered in home by midwife	40	5	35	29.2%	6.9%	53.8%	171	3	168	16.7%	0.5%	39.3%
6 Other deliveries	-	-	-	0%	0%	0%	3	-	3	0.3%	0%	0.7%
7 Immature births	11	5	6	80.3	69.4	92.3	107	51	56	104.4	85.3	131.1
8 Live births to unwed mothers	9	-	9	65.7	0	138.5	132	3	129	128.8	5.0	302.1
<b>FETAL DEATHS</b>												
9 Total	1	1	-	7.3	13.9	0	90	46	44	87.8	76.9	103.0
10 Under 20 weeks gestation	-	-	-	0	0	0	75	38	37	73.2	63.5	86.7
11 20-27 weeks gestation	1	1	-	7.3	13.9	0	4	2	2	3.9	3.3	4.7
12 28 weeks and more	-	-	-	0	0	0	11	6	5	10.7	10.0	11.7
13 Unknown length of gestation	-	-	-	0	0	0	-	-	-	0	0	0
<b>DEATHS</b>												
14 Total, all ages	49	35	14	830.5	875.0	736.8	488	297	191	1023.1	922.4	1232.3
15 Under 1 year	3	1	2	21.9	13.9	30.8	40	21	19	39.0	35.1	44.5
16 Under 28 days	-	-	-	0	0	0	28	17	11	27.3	28.4	25.8
17 Deaths from immaturity	-	-	-	0	0	0	6	4	2	5.9	6.7	4.7
18 1-4 years **	1	1	-	-	-	-	8	3	5	-	-	-
19 Maternal deaths	1	-	1	73.0	0	153.8	-	-	-	0	0	0
<b>CAUSE OF DEATH</b>												
20 Tuberculosis, all forms (001-019)	-	-	-	0	0	0	2	-	2	4.2	0	12.9
21 Syphilis and its sequelae (020-029)	-	-	-	0	0	0	1	-	1	2.1	0	6.5
22 Typhoid fever (040)	-	-	-	0	0	0	-	-	-	0	0	0
23 Dysentery, all forms (045-048)	-	-	-	0	0	0	-	-	-	0	0	0
24 Scarlet fever (050)	-	-	-	0	0	0	-	-	-	0	0	0
25 Streptococcal sore throat (051)	-	-	-	0	0	0	-	-	-	0	0	0
26 Diphtheria (055)	-	-	-	0	0	0	-	-	-	0	0	0
27 Whooping cough (056)	-	-	-	0	0	0	-	-	-	0	0	0
28 Meningococcal infections (057)	-	-	-	0	0	0	-	-	-	0	0	0
29 Acute poliomyelitis (080)	-	-	-	0	0	0	-	-	-	0	0	0
30 Acute infectious encephalitis (082)	-	-	-	0	0	0	-	-	-	0	0	0
31 Smallpox (084)	-	-	-	0	0	0	-	-	-	0	0	0
32 Measles (085)	-	-	-	0	0	0	1	-	1	2.1	0	6.5
33 Typhus and other rickettsial diseases (100-103, 105-108)	-	-	-	0	0	0	-	-	-	0	0	0
34 Rocky Mountain spotted fever (104)	-	-	-	0	0	0	-	-	-	0	0	0
35 Malaria (110-117)	-	-	-	0	0	0	-	-	-	0	0	0
36 All other diseases classified as infective and parasitic (030-039, 041-044, 049, 052-054, 059-074, 081, 083, 086-096, 120-138)	-	-	-	0	0	0	2	-	2	4.2	0	12.9
37 Malignant neoplasms, including neoplasms of lymphatic and haematopoietic tissues (140-205)	3	2	1	50.8	50.0	52.6	64	47	17	134.2	146.0	109.7
38 Benign and unspecified neoplasms (210-239)	1	-	1	16.9	0	52.6	2	-	2	4.2	0	12.9
39 Diabetes mellitus (260)	1	1	-	16.9	25.0	0	3	3	-	6.3	9.3	0
40 Pellagra (281)	-	-	-	0	0	0	-	-	-	0	0	0
41 Anemias (290-293)	-	-	-	0	0	0	-	-	-	0	0	0
42 Vascular lesions affecting central nervous system (330-334)	7	6	1	118.6	150.0	52.6	99	55	44	207.5	170.8	283.9
43 Nonmeningococcal meningitis (340)	-	-	-	0	0	0	1	1	-	2.1	3.1	0
44 Rheumatic fever (400-402)	-	-	-	0	0	0	-	-	-	0	0	0
45 Heart diseases (410-443)	23	19	4	389.8	475.0	210.5	156	96	60	327.0	298.1	387.1
46 Hypertension without mention of heart (444-447)	-	-	-	0	0	0	8	3	5	16.8	9.3	32.3
47 Influenza and pneumonia (480-483, 490-493)	4	1	3	67.8	25.0	157.9	17	6	11	35.6	18.6	71.0
48 Bronchitis (500-502)	-	-	-	0	0	0	2	1	1	4.2	3.1	6.5
49 Ulcer of stomach and duodenum (540, 541)	1	1	-	16.9	25.0	0	1	1	-	2.1	3.1	0
50 Appendicitis (550-553)	-	-	-	0	0	0	1	1	-	2.1	3.1	0
51 Intestinal obstruction and hernia (560, 561, 570)	-	-	-	0	0	0	3	-	3	6.3	0	19.4
52 Gastritis, duodenitis, enteritis and colitis (except diarrhea of the newborn) (543, 571, 572)	-	-	-	0	0	0	2	2	-	4.2	6.2	0
53 Cirrhosis of liver (581)	-	-	-	0	0	0	2	1	1	4.2	3.1	6.5
54 Nephritis and nephrosis (590-594)	-	-	-	0	0	0	8	4	4	16.8	12.4	25.8
55 Hyperplasia of prostate (610)	-	-	-	0	0	0	1	-	1	2.1	0	6.5
56 Complications of pregnancy, childbirth and the puerperium (640-652, 670-689)	1	-	1	16.9	0	52.6	-	-	-	0	0	0
57 Congenital malformations (750-759)	1	1	-	16.9	25.0	0	6	5	1	12.6	15.5	6.5
58 Birth injuries, postnatal asphyxia and atelectasis (760-762)	-	-	-	0	0	0	13	8	5	27.3	24.8	32.3
59 Infection of the newborn (763-768)	-	-	-	0	0	0	4	1	3	8.4	3.1	19.4
60 Other diseases peculiar to early infancy, and immaturity unqualified (769-776)	-	-	-	0	0	0	8	4	4	16.8	12.4	25.8
61 Senility, without mention of psychosis (794)	-	-	-	0	0	0	-	-	-	0	0	0
62 Ill-defined and unknown causes (780-793, 795)	-	-	-	0	0	0	1	1	-	2.1	3.1	0
63 Motor vehicle accidents (E810-E835)	-	-	-	0	0	0	9	6	3	18.9	18.6	19.4
64 All other accidents (E800-E802, E840-E92)	1	1	-	16.9	25.0	0	19	13	6	39.8	40.4	38.7
65 Suicide (E943, E970-E979)	1	1	-	16.9	25.0	0	4	4	-	8.4	12.4	0
66 Homicide (E964, E980-E985)	2	2	-	33.9	50.0	0	3	1	2	6.3	3.1	12.9
67 All other diseases (residual)	3	-	3	50.8	0	157.9	45	33	12	94.3	102.5	77.4

TABLE XIII VITAL STATISTICS, BY COUNTY, BY RACE, GEORGIA, 1961

ITEM	TURNER						TWIGGS						
	Number			Rate or Ratio *			Number			Rate or Ratio *			
	Total	White	Non-White	Total	White	Non-White	Total	White	Non-White	Total	White	Non-White	
1	8,500	5,400	3,100				8,000	3,200	4,800				1
<b>LIVE BIRTHS</b>													
2	239	99	140	28.1	18.3	45.2	212	63	149	26.5	19.7	31.0	2
3	165	97	68	69.0%	98.0%	48.6%	150	61	89	70.8%	96.8%	59.7%	3
4	13	2	11	5.4%	2.0%	7.9%	7	1	6	3.3%	1.6%	4.0%	4
5	61	-	61	25.5%	0%	43.6%	55	1	54	25.9%	1.6%	36.2%	5
6	-	-	-	0%	0%	0%	-	-	-	0%	0%	0%	6
7	27	6	21	113.0	60.6	150.0	15	2	13	70.8	31.7	87.2	7
8	40	2	38	167.4	20.2	271.4	28	-	28	132.1	0	187.9	8
<b>FETAL DEATHS</b>													
9	3	-	3	12.6	0	21.4	10	3	7	47.2	47.6	47.0	9
10	-	-	-	0	0	0	-	-	-	0	0	0	10
11	1	-	1	4.2	0	7.1	4	1	3	18.9	15.9	20.1	11
12	2	-	2	8.4	0	14.3	6	2	4	28.3	31.7	26.8	12
13	-	-	-	0	0	0	-	-	-	0	0	0	13
<b>DEATHS</b>													
14	84	47	37	988.2	870.4	1193.5	57	28	29	712.5	875.0	604.2	14
15	10	1	9	41.8	10.1	64.3	4	-	4	18.9	0	26.8	15
16	7	-	7	29.3	0	50.0	-	-	-	0	0	0	16
17	4	-	4	16.7	0	28.6	-	-	-	0	0	0	17
18	1	-	1	-	-	-	-	-	-	-	-	-	18
19	-	-	-	0	0	0	-	-	-	0	0	0	19
<b>CAUSE OF DEATH</b>													
20	1	-	1	11.8	0	32.3	-	-	-	0	0	0	20
21	-	-	-	0	0	0	-	-	-	0	0	0	21
22	-	-	-	0	0	0	-	-	-	0	0	0	22
23	-	-	-	0	0	0	-	-	-	0	0	0	23
24	-	-	-	0	0	0	-	-	-	0	0	0	24
25	-	-	-	0	0	0	-	-	-	0	0	0	25
26	-	-	-	0	0	0	-	-	-	0	0	0	26
27	-	-	-	0	0	0	-	-	-	0	0	0	27
28	-	-	-	0	0	0	-	-	-	0	0	0	28
29	-	-	-	0	0	0	-	-	-	0	0	0	29
30	-	-	-	0	0	0	-	-	-	0	0	0	30
31	-	-	-	0	0	0	-	-	-	0	0	0	31
32	-	-	-	0	0	0	-	-	-	0	0	0	32
33	-	-	-	0	0	0	-	-	-	0	0	0	33
34	-	-	-	0	0	0	-	-	-	0	0	0	34
35	-	-	-	0	0	0	-	-	-	0	0	0	35
36	-	-	-	0	0	0	2	-	2	25.0	0	41.7	36
37	9	7	2	105.9	129.6	64.5	7	2	5	87.5	62.5	104.2	37
38	-	-	-	0	0	0	-	-	-	0	0	0	38
39	3	1	2	35.3	18.5	64.5	1	1	-	12.5	31.3	0	39
40	-	-	-	0	0	0	-	-	-	0	0	0	40
41	-	-	-	0	0	0	-	-	-	0	0	0	41
42	17	7	10	200.0	129.6	322.6	10	6	4	125.0	187.5	83.3	42
43	1	-	1	11.8	0	32.3	-	-	-	0	0	0	43
44	-	-	-	0	0	0	-	-	-	0	0	0	44
45	30	23	7	352.9	425.9	225.8	20	9	11	250.0	281.3	229.2	45
46	-	-	-	0	0	0	-	-	-	0	0	0	46
47	5	3	2	58.8	55.6	64.5	2	1	1	25.0	31.3	20.8	47
48	-	-	-	0	0	0	2	1	1	25.0	31.3	20.8	48
49	-	-	-	0	0	0	-	-	-	0	0	0	49
50	-	-	-	0	0	0	-	-	-	0	0	0	50
51	-	-	-	0	0	0	-	-	-	0	0	0	51
52	-	-	-	0	0	0	-	-	-	0	0	0	52
53	1	-	1	11.8	0	32.3	-	-	-	0	0	0	53
54	-	-	-	0	0	0	1	-	1	12.5	0	20.8	54
55	-	-	-	0	0	0	-	-	-	0	0	0	55
56	-	-	-	0	0	0	-	-	-	0	0	0	56
57	2	-	2	23.5	0	64.5	-	-	-	0	0	0	57
58	1	-	1	11.8	0	32.3	-	-	-	0	0	0	58
59	-	-	-	0	0	0	-	-	-	0	0	0	59
60	4	-	4	47.1	0	129.0	1	-	1	12.5	0	20.8	60
61	-	-	-	0	0	0	-	-	-	0	0	0	61
62	-	-	-	0	0	0	1	-	1	12.5	0	20.8	62
63	2	-	2	23.5	0	64.5	5	3	2	62.5	93.8	41.7	63
64	5	3	2	58.8	55.6	64.5	2	2	-	25.0	62.5	0	64
65	1	1	-	11.8	18.5	0	2	2	-	25.0	62.5	0	65
66	-	-	-	0	0	0	-	-	-	0	0	0	66
67	2	2	-	23.5	37.0	0	1	1	-	12.5	31.3	0	67

TABLE XIII VITAL STATISTICS, BY COUNTY, BY RACE, GEORGIA, 1961

ITEM	UNION						UPSON					
	Number			Rate or Ratio *			Number			Rate or Ratio *		
	Total	White	Non-White	Total	White	Non-White	Total	White	Non-White	Total	White	Non-White
1 Estimated population as of July 1	6,600	6,600	0				24,100	17,400	6,700			
<b>LIVE BIRTHS</b>												
2 Total	127	127	-	19.2	19.2	...	540	336	204	22.4	19.3	30.4
3 Delivered in hospital	107	107	-	84.3%	84.3%	...	474	334	140	87.8%	99.4%	68.6%
4 Delivered in home by physician	19	19	-	15.0%	15.0%	...	3	-	3	0.6%	0%	1.5%
5 Delivered in home by midwife	-	-	-	0%	0%	...	61	2	59	11.3%	0.6%	28.9%
6 Other deliveries	1	1	-	0.8%	0.8%	...	2	-	2	0.4%	0%	1.0%
7 Immature births	12	12	-	94.5	94.5	...	57	23	34	105.6	68.5	166.7
8 Live births to unwed mothers	4	4	-	31.5	31.5	...	57	8	49	105.6	23.8	240.2
<b>FETAL DEATHS</b>												
9 Total	1	1	-	7.9	7.9	...	16	4	12	29.6	11.9	58.8
10 Under 20 weeks gestation	1	1	-	7.9	7.9	...	3	1	2	5.6	3.0	9.8
11 20-27 weeks gestation	-	-	-	0	0	...	2	-	2	3.7	0	9.8
12 28 weeks and more	-	-	-	0	0	...	9	1	8	16.7	3.0	39.2
13 Unknown length of gestation	-	-	-	0	0	...	2	2	-	3.7	6.0	0
<b>DEATHS</b>												
14 Total, all ages	49	49	-	742.4	742.4	...	234	169	65	971.0	971.3	970.1
15 Under 1 year	5	5	-	39.4	39.4	...	15	6	9	27.8	17.9	44.1
16 Under 28 days	2	2	-	15.7	15.7	...	11	4	7	20.4	11.9	34.3
17 Deaths from immaturity	-	-	-	0	0	...	3	-	3	5.6	0	14.7
18 1-4 years **	1	1	-	-	-	...	4	2	2	-	-	-
19 Maternal deaths	-	-	-	0	0	...	-	-	-	0	0	0
<b>CAUSE OF DEATH</b>												
20 Tuberculosis, all forms (001-019)	-	-	-	0	0	...	1	1	-	4.1	5.7	0
21 Syphilis and its sequelae (020-029)	-	-	-	0	0	...	1	1	-	4.1	5.7	0
22 Typhoid fever (040)	-	-	-	0	0	...	-	-	-	0	0	0
23 Dysentery, all forms (045-048)	-	-	-	0	0	...	-	-	-	0	0	0
24 Scarlet fever (050)	-	-	-	0	0	...	-	-	-	0	0	0
25 Streptococcal sore throat (051)	-	-	-	0	0	...	-	-	-	0	0	0
26 Diphtheria (055)	-	-	-	0	0	...	-	-	-	0	0	0
27 Whooping cough (056)	-	-	-	0	0	...	-	-	-	0	0	0
28 Meningococcal infections (057)	-	-	-	0	0	...	1	1	-	4.1	5.7	0
29 Acute poliomyelitis (080)	-	-	-	0	0	...	-	-	-	0	0	0
30 Acute infectious encephalitis (082)	-	-	-	0	0	...	-	-	-	0	0	0
31 Smallpox (084)	-	-	-	0	0	...	-	-	-	0	0	0
32 Measles (085)	-	-	-	0	0	...	-	-	-	0	0	0
33 Typhus and other rickettsial diseases (100-103, 105-108)	-	-	-	0	0	...	-	-	-	0	0	0
34 Rocky Mountain spotted fever (104)	-	-	-	0	0	...	-	-	-	0	0	0
35 Malaria (110-117)	-	-	-	0	0	...	-	-	-	0	0	0
36 All other diseases classified as infective and parasitic (030-039, 041-044, 049, 052-054, 059-074, 081, 083, 086-096, 120-138)	-	-	-	0	0	...	-	-	-	0	0	0
37 Malignant neoplasms, including neoplasms of lymphatic and haemopoietic tissues (140-205)	7	7	-	106.1	106.1	...	31	22	9	128.6	126.4	134.3
38 Benign and unspecified neoplasms (210-239)	-	-	-	0	0	...	-	-	-	0	0	0
39 Diabetes mellitus (260)	-	-	-	0	0	...	5	3	2	20.7	17.2	29.9
40 Pellagra (281)	-	-	-	0	0	...	-	-	-	0	0	0
41 Anemias (290-293)	-	-	-	0	0	...	1	1	-	4.1	5.7	0
42 Vascular lesions affecting central nervous system (330-334)	4	4	-	60.6	60.6	...	35	18	17	145.2	103.4	253.7
43 Nonmeningococcal meningitis (340)	-	-	-	0	0	...	-	-	-	0	0	0
44 Rheumatic fever (400-402)	-	-	-	0	0	...	-	-	-	0	0	0
45 Heart diseases (410-443)	18	18	-	272.7	272.7	...	88	73	15	365.1	419.5	223.9
46 Hypertension without mention of heart (444-447)	-	-	-	0	0	...	3	1	2	12.4	5.7	29.9
47 Influenza and pneumonia (480-483, 490-493)	1	1	-	15.2	15.2	...	7	6	1	29.0	34.5	14.9
48 Bronchitis (500-502)	-	-	-	0	0	...	1	1	-	4.1	5.7	0
49 Ulcer of stomach and duodenum (540, 541)	-	-	-	0	0	...	2	2	-	8.3	11.5	0
50 Appendicitis (550-553)	-	-	-	0	0	...	-	-	-	0	0	0
51 Intestinal obstruction and hernia (560, 561, 570)	-	-	-	0	0	...	2	2	-	8.3	11.5	0
52 Gastritis, duodenitis, enteritis and colitis (except diarrhea of the newborn) (543, 571, 572)	1	1	-	15.2	15.2	...	4	3	1	16.6	17.2	14.9
53 Cirrhosis of liver (581)	1	1	-	15.2	15.2	...	1	1	-	4.1	5.7	0
54 Nephritis and nephrosis (590-594)	-	-	-	0	0	...	4	2	2	16.6	11.5	29.9
55 Hyperplasia of prostate (610)	-	-	-	0	0	...	-	-	-	0	0	0
56 Complications of pregnancy, childbirth and the puerperium (640-652, 670-689)	-	-	-	0	0	...	-	-	-	0	0	0
57 Congenital malformations (750-759)	-	-	-	0	0	...	2	2	-	8.3	11.5	0
58 Birth injuries, postnatal asphyxia and atelectasis (760-762)	1	1	-	15.2	15.2	...	4	2	2	16.6	11.5	29.9
59 Infection of the newborn (763-768)	1	1	-	15.2	15.2	...	-	-	-	0	0	0
60 Other diseases peculiar to early infancy, and immaturity unqualified (769-776)	-	-	-	0	0	...	5	1	4	20.7	5.7	59.7
61 Senility, without mention of psychosis (794)	-	-	-	0	0	...	-	-	-	0	0	0
62 Ill-defined and unknown causes (780-793, 795)	2	2	-	30.3	30.3	...	1	1	-	4.1	5.7	0
63 Motor vehicle accidents (E810-E835)	3	3	-	45.5	45.5	...	5	4	1	20.7	23.0	14.9
64 All other accidents (E800-E802, E840-E962)	3	3	-	45.5	45.5	...	8	5	3	33.2	28.7	44.8
65 Suicide (E963, E970-E979)	1	1	-	15.2	15.2	...	2	2	-	8.3	11.5	0
66 Homicide (E964, E980-E985)	1	1	-	15.2	15.2	...	3	1	2	12.4	5.7	29.9
67 All other diseases (residual)	5	5	-	75.8	75.8	...	17	13	4	70.5	74.7	59.7

TABLE XIII VITAL STATISTICS, BY COUNTY, BY RACE, GEORGIA, 1961

ITEM	WALKER						WALTON					
	Number			Rate or Ratio *			Number			Rate or Ratio *		
	Total	White	Non-White	Total	White	Non-White	Total	White	Non-White	Total	White	Non-White
1 Estimated population as of July 1	48,400	45,800	2,600				20,800	14,600	6,200			
<b>LIVE BIRTHS</b>												
2 Total	1,087	1,018	69	22.5	22.2	26.5	515	283	232	24.8	19.4	37.4
3 Delivered in hospital	1,081	1,013	68	99.4%	99.5%	98.6%	430	283	147	83.5%	100.0%	63.4%
4 Delivered in home by physician	4	3	1	0.4%	0.3%	1.4%	2	-	2	0.4%	0%	0.9%
5 Delivered in home by midwife	1	1	-	0.1%	0.1%	0%	83	-	83	16.1%	0%	35.8%
6 Other deliveries	1	1	-	0.1%	0.1%	0%	-	-	-	0%	0%	0%
7 Immature births	87	72	15	80.0	70.7	217.4	48	15	33	93.2	53.0	142.2
8 Live births to unwed mothers	39	21	18	35.9	20.6	260.9	73	6	67	141.7	21.2	288.8
<b>FETAL DEATHS</b>												
9 Total	12	8	4	11.0	7.9	58.0	14	7	7	27.2	24.7	30.2
10 Under 20 weeks gestation	-	-	-	0	0	0	3	1	2	5.8	3.5	8.6
11 20-27 weeks gestation	2	1	1	1.8	1.0	14.5	6	2	4	11.7	7.1	17.2
12 28 weeks and more	10	7	3	9.2	6.9	43.5	4	4	-	7.8	14.1	0
13 Unknown length of gestation	-	-	-	0	0	0	1	-	1	1.9	0	4.3
<b>DEATHS</b>												
14 Total, all ages	323	295	28	667.4	644.1	1076.9	199	130	69	956.7	890.4	1112.9
15 Under 1 year	23	20	3	21.2	19.6	43.5	16	5	11	31.1	17.7	47.4
16 Under 28 days	19	18	1	17.5	17.7	14.5	9	5	4	17.5	17.7	17.2
17 Deaths from immaturity	9	8	1	8.3	7.9	14.5	1	1	-	1.9	3.5	0
18 1-4 years * *	5	5	-	-	-	-	2	1	1	-	-	-
19 Maternal deaths	-	-	-	0	0	0	1	-	1	19.4	0	43.1
<b>CAUSE OF DEATH</b>												
20 Tuberculosis, all forms (001-019)	5	3	2	10.3	6.6	76.9	2	-	2	9.6	0	32.3
21 Syphilis and its sequelae (020-029)	-	-	-	0	0	0	-	-	-	0	0	0
22 Typhoid fever (040)	-	-	-	0	0	0	-	-	-	0	0	0
23 Dysentery, all forms (045-048)	-	-	-	0	0	0	-	-	-	0	0	0
24 Scarlet fever (050)	-	-	-	0	0	0	-	-	-	0	0	0
25 Streptococcal sore throat (051)	-	-	-	0	0	0	-	-	-	0	0	0
26 Diphtheria (055)	-	-	-	0	0	0	-	-	-	0	0	0
27 Whooping cough (056)	-	-	-	0	0	0	-	-	-	0	0	0
28 Meningococcal infections (057)	-	-	-	0	0	0	-	-	-	0	0	0
29 Acute poliomyelitis (080)	-	-	-	0	0	0	-	-	-	0	0	0
30 Acute infectious encephalitis (082)	1	1	-	2.1	2.2	0	-	-	-	0	0	0
31 Smallpox (084)	-	-	-	0	0	0	-	-	-	0	0	0
32 Measles (085)	1	1	-	2.1	2.2	0	-	-	-	0	0	0
33 Typhus and other rickettsial diseases (100-103, 105-108)	-	-	-	0	0	0	-	-	-	0	0	0
34 Rocky Mountain spotted fever (104)	-	-	-	0	0	0	-	-	-	0	0	0
35 Malaria (110-117)	-	-	-	0	0	0	-	-	-	0	0	0
36 All other diseases classified as infective and parasitic (030-039, 041-044, 049, 052-054, 059-074, 081, 083, 086-096, 120-138)	1	-	1	2.1	0	38.5	2	1	1	9.6	6.8	16.1
37 Malignant neoplasms, including neoplasms of lymphatic and haematopoietic tissues (140-205)	46	42	4	95.0	91.7	153.8	21	14	7	101.0	95.9	112.9
38 Benign and unspecified neoplasms (210-239)	1	1	-	2.1	2.2	0	1	-	1	4.8	0	16.1
39 Diabetes mellitus (260)	8	8	-	16.5	17.5	0	5	4	1	24.0	27.4	16.1
40 Pellagra (281)	-	-	-	0	0	0	-	-	-	0	0	0
41 Anemias (290-293)	2	2	-	4.1	4.4	0	1	-	1	4.8	0	16.1
42 Vascular lesions affecting central nervous system (330-334)	46	42	4	95.0	91.7	153.8	34	23	11	163.5	157.5	177.4
43 Nonmeningococcal meningitis (340)	1	-	1	2.1	0	38.5	-	-	-	0	0	0
44 Rheumatic fever (400-402)	-	-	-	0	0	0	-	-	-	0	0	0
45 Heart diseases (410-443)	96	88	8	198.3	192.1	307.7	50	41	9	240.4	280.8	145.2
46 Hypertension without mention of heart (444-447)	-	-	-	0	0	0	4	2	2	19.2	13.7	32.3
47 Influenza and pneumonia (480-483, 490-493)	6	3	3	12.4	6.6	115.4	14	7	7	67.3	47.9	112.9
48 Bronchitis (500-502)	1	1	-	2.1	2.2	0	2	1	1	9.6	6.8	16.1
49 Ulcer of stomach and duodenum (540, 541)	6	6	-	12.4	13.1	0	2	2	-	9.6	13.7	0
50 Appendicitis (550-553)	2	1	1	4.1	2.2	38.5	1	1	-	4.8	6.8	0
51 Intestinal obstruction and hernia (560, 561, 570)	2	2	-	4.1	4.4	0	1	1	-	4.8	6.8	0
52 Gastritis, duodenitis, enteritis and colitis (except diarrhea of the newborn) (543, 571, 572)	2	2	-	4.1	4.4	0	3	-	3	14.4	0	48.4
53 Cirrhosis of liver (581)	1	1	-	2.1	2.2	0	-	-	-	0	0	0
54 Nephritis and nephrosis (590-594)	7	7	-	14.5	15.3	0	1	1	-	4.8	6.8	0
55 Hyperplasia of prostate (610)	-	-	-	0	0	0	5	4	1	24.0	27.4	16.1
56 Complications of pregnancy, childbirth and the puerperium (640-652, 670-689)	-	-	-	0	0	0	1	-	1	4.8	0	16.1
57 Congenital malformations (750-759)	4	4	-	8.3	8.7	0	2	2	-	9.6	13.7	0
58 Birth injuries, postnatal asphyxia and atelectasis (760-762)	3	2	1	6.2	4.4	38.5	1	1	-	4.8	6.8	0
59 Infection of the newborn (763-768)	1	1	-	2.1	2.2	0	3	1	2	14.4	6.8	32.3
60 Other diseases peculiar to early infancy, and immaturity unqualified (769-776)	13	12	1	26.9	26.2	38.5	1	1	-	4.8	6.8	0
61 Senility, without mention of psychosis (794)	-	-	-	0	0	0	1	1	-	4.8	6.8	0
62 Ill-defined and unknown causes (780-793, 795)	4	4	-	8.3	8.7	0	3	-	3	14.4	0	48.4
63 Motor vehicle accidents (E810-E835)	9	9	-	18.6	19.7	0	6	5	1	28.8	34.2	16.1
64 All other accidents (E800-E802, E840-E962)	9	9	-	18.6	19.7	0	8	6	2	38.5	41.1	32.3
65 Suicide (E963, E970-E979)	2	2	-	4.1	4.4	0	5	5	-	24.0	34.2	0
66 Homicide (E964, E980-E985)	3	3	-	6.2	6.6	0	6	1	5	28.8	6.8	80.6
67 All other diseases (residual)	40	38	2	82.6	83.0	76.9	13	5	8	62.5	34.2	129.0

TABLE XIII VITAL STATISTICS, BY COUNTY, BY RACE, GEORGIA, 1961

ITEM	WARE						WARREN						
	Number			Rate or Ratio *			Number			Rate or Ratio *			
	Total	White	Non-White	Total	White	Non-White	Total	White	Non-White	Total	White	Non-White	
1 Estimated population as of July 1	34,100	25,600	8,500				7,300	2,700	4,600				1
<b>LIVE BIRTHS</b>													
2 Total	849	622	227	24.9	24.3	26.7	201	52	149	27.5	19.3	32.4	2
3 Delivered in hospital	835	619	216	98.4%	99.5%	95.2%	148	51	97	73.6%	98.1%	65.1%	3
4 Delivered in home by physician	6	1	5	0.7%	0.2%	2.2%	2	—	2	1.0%	0%	1.3%	4
5 Delivered in home by midwife	7	1	6	0.8%	0.2%	2.6%	51	1	50	25.4%	1.9%	33.6%	5
6 Other deliveries	1	1	—	0.1%	0.2%	0%	—	—	—	0%	0%	0%	6
7 Immature births	76	47	29	89.5	75.6	127.8	22	—	22	109.5	0	147.7	7
8 Live births to unwed mothers	69	13	56	81.3	20.9	246.7	47	—	47	233.8	0	315.4	8
<b>FETAL DEATHS</b>													
9 Total	84	62	22	98.9	99.7	96.9	2	1	1	10.0	19.2	6.7	9
10 Under 20 weeks gestation	57	46	11	67.1	74.0	48.5	1	1	—	5.0	19.2	0	10
11 20-27 weeks gestation	7	3	4	8.2	4.8	17.6	—	—	—	0	0	0	11
12 28 weeks and more	15	10	5	17.7	16.1	22.0	1	—	1	5.0	0	6.7	12
13 Unknown length of gestation	5	3	2	5.9	4.8	8.8	—	—	—	0	0	0	13
<b>DEATHS</b>													
14 Total, all ages	331	221	110	970.7	863.3	1294.1	100	39	61	369.9	1444.4	1326.1	14
15 Under 1 year	27	13	14	31.8	20.9	61.7	14	—	14	69.7	0	94.0	15
16 Under 28 days	22	11	11	25.9	17.7	48.5	4	—	4	19.9	0	26.8	16
17 Deaths from immaturity	5	2	3	5.9	3.2	13.2	3	—	3	14.9	0	20.1	17
18 1-4 years **	4	2	2	—	—	—	1	—	1	—	—	—	18
19 Maternal deaths	—	—	—	0	0	0	—	—	—	0	0	0	19
<b>CAUSE OF DEATH</b>													
20 Tuberculosis, all forms (001-019)	3	—	3	8.8	0	35.3	—	—	—	0	0	0	20
21 Syphilis and its sequelae (020-029)	—	—	—	0	0	0	—	—	—	0	0	0	21
22 Typhoid fever (040)	—	—	—	0	0	0	—	—	—	0	0	0	22
23 Dysentery, all forms (045-048)	—	—	—	0	0	0	—	—	—	0	0	0	23
24 Scarlet fever (050)	—	—	—	0	0	0	—	—	—	0	0	0	24
25 Streptococcal sore throat (051)	—	—	—	0	0	0	—	—	—	0	0	0	25
26 Diphtheria (055)	—	—	—	0	0	0	—	—	—	0	0	0	26
27 Whooping cough (056)	—	—	—	0	0	0	—	—	—	0	0	0	27
28 Meningococcal infections (057)	—	—	—	0	0	0	—	—	—	0	0	0	28
29 Acute poliomyelitis (080)	—	—	—	0	0	0	—	—	—	0	0	0	29
30 Acute infectious encephalitis (082)	—	—	—	0	0	0	—	—	—	0	0	0	30
31 Smallpox (084)	—	—	—	0	0	0	—	—	—	0	0	0	31
32 Measles (085)	1	1	—	2.9	3.9	0	—	—	—	0	0	0	32
33 Typhus and other rickettsial diseases (100-103, 105-108)	—	—	—	0	0	0	—	—	—	0	0	0	33
34 Rocky Mountain spotted fever (104)	—	—	—	0	0	0	—	—	—	0	0	0	34
35 Malaria (110-117)	—	—	—	0	0	0	—	—	—	0	0	0	35
36 All other diseases classified as infective and parasitic (030-039, 041-044, 049, 052-054, 059-074, 081, 083, 086-096, 120-138)	3	2	1	8.8	7.8	11.8	—	—	—	0	0	0	36
37 Malignant neoplasms, including neoplasms of lymphatic and haematopoietic tissues (140-205)	60	47	13	176.0	183.6	152.9	13	6	7	178.1	222.2	152.2	37
38 Benign and unspecified neoplasms (210-239)	1	—	1	2.9	0	11.8	—	—	—	0	0	0	38
39 Diabetes mellitus (260)	5	4	1	14.7	15.6	11.8	3	3	—	41.1	111.1	0	39
40 Pellagra (281)	—	—	—	0	0	0	—	—	—	0	0	0	40
41 Anemias (290-293)	3	2	1	8.8	7.8	11.8	1	—	1	13.7	0	21.7	41
42 Vascular lesions affecting central nervous system (330-334)	46	24	22	134.9	93.8	258.8	16	7	9	219.2	259.3	195.7	42
43 Nonmeningococcal meningitis (340)	1	—	1	2.9	0	11.8	1	—	1	13.7	0	21.7	43
44 Rheumatic fever (400-402)	—	—	—	0	0	0	—	—	—	0	0	0	44
45 Heart diseases (410-443)	108	81	27	316.7	316.4	317.6	31	14	17	424.7	518.5	369.6	45
46 Hypertension without mention of heart (444-447)	2	1	1	5.9	3.9	11.8	—	—	—	0	0	0	46
47 Influenza and pneumonia (480-483, 490-493)	6	3	3	17.6	11.7	35.3	8	2	6	109.6	74.1	130.4	47
48 Bronchitis (500-502)	—	—	—	0	0	0	—	—	—	0	0	0	48
49 Ulcer of stomach and duodenum (540, 541)	4	2	2	11.7	7.8	23.5	—	—	—	0	0	0	49
50 Appendicitis (550-553)	1	1	—	2.9	3.9	0	—	—	—	0	0	0	50
51 Intestinal obstruction and hernia (560, 561, 570)	2	2	—	5.9	7.8	0	3	2	1	41.1	74.1	21.7	51
52 Gastritis, duodenitis, enteritis and colitis (except diarrhea of the newborn) (543, 571, 572)	2	1	1	5.9	3.9	11.8	—	—	—	0	0	0	52
53 Cirrhosis of liver (581)	3	2	1	8.8	7.8	11.8	—	—	—	0	0	0	53
54 Nephritis and nephrosis (590-594)	5	2	3	14.7	7.8	35.3	2	1	1	27.4	37.0	21.7	54
55 Hyperplasia of prostate (610)	1	1	—	2.9	3.9	0	1	—	1	13.7	0	21.7	55
56 Complications of pregnancy, childbirth and the puerperium (640-652, 670-689)	—	—	—	0	0	0	—	—	—	0	0	0	56
57 Congenital malformations (750-759)	5	2	3	14.7	7.8	35.3	—	—	—	0	0	0	57
58 Birth injuries, postnatal asphyxia and atelectasis (760-762)	9	6	3	26.4	23.4	35.3	1	—	1	13.7	0	21.7	58
59 Infection of the newborn (763-768)	3	—	3	8.8	0	35.3	1	—	1	13.7	0	21.7	59
60 Other diseases peculiar to early infancy, and immaturity unqualified (769-776)	6	3	3	17.6	11.7	35.3	4	—	4	54.8	0	87.0	60
61 Senility, without mention of psychosis (794)	—	—	—	0	0	0	—	—	—	0	0	0	61
62 Ill-defined and unknown causes (780-793, 795)	1	—	1	2.9	0	11.8	—	—	—	0	0	0	62
63 Motor vehicle accidents (E810-E835)	7	6	1	20.5	23.4	11.8	1	—	1	13.7	0	21.7	63
64 All other accidents (E800-E802, E840-E962)	12	10	2	35.2	39.1	23.5	4	—	4	54.8	0	87.0	64
65 Suicide (E963, E970-E979)	2	2	—	5.9	7.8	0	3	3	—	41.1	111.1	0	65
66 Homicide (E964, E980-E985)	2	2	—	5.9	7.8	0	2	—	2	27.4	0	43.5	66
67 All other diseases (residual)	27	14	13	79.2	54.7	152.9	5	1	4	68.5	37.0	87.0	67

TABLE XIII VITAL STATISTICS, BY COUNTY, BY RACE, GEORGIA, 1961

ITEM	WASHINGTON						WAYNE					
	Number			Rate or Ratio *			Number			Rate or Ratio *		
	Total	White	Non-White	Total	White	Non-White	Total	White	Non-White	Total	White	Non-White
1 Estimated population as of July 1	18,900	8,100	10,800				18,400	14,500	3,900			
<b>LIVE BIRTHS</b>												
2 Total	546	149	397	28.9	18.4	36.8	494	345	149	26.8	23.8	38.2
3 Delivered in hospital	246	145	101	45.1%	97.3%	25.4%	489	342	147	99.0%	99.1%	98.7%
4 Delivered in home by physician	13	1	12	2.4%	0.7%	3.0%	5	3	2	1.0%	0.9%	1.3%
5 Delivered in home by midwife	287	3	284	52.6%	2.0%	71.5%	-	-	-	0%	0%	0%
6 Other deliveries	-	-	-	0%	0%	0%	-	-	-	0%	0%	0%
7 Immature births	60	7	53	109.9	47.0	133.5	35	15	20	70.9	43.5	134.2
8 Live births to unwed mothers	108	3	105	197.8	20.1	264.5	35	5	30	70.9	14.5	201.3
<b>FETAL DEATHS</b>												
9 Total	27	9	18	49.5	60.4	45.3	14	7	7	28.3	20.3	47.0
10 Under 20 weeks gestation	12	5	7	22.0	33.6	17.6	2	1	1	4.0	2.9	6.7
11 20-27 weeks gestation	-	-	-	0	0	0	4	3	1	8.1	8.7	6.7
12 28 weeks and more	10	2	8	18.3	13.4	20.2	8	3	5	16.2	8.7	33.6
13 Unknown length of gestation	5	2	3	9.2	13.4	7.6	-	-	-	0	0	0
<b>DEATHS</b>												
14 Total, all ages	227	93	134	201.1	1148.1	1240.7	125	94	31	679.3	648.3	794.9
15 Under 1 year	32	2	30	58.6	13.4	75.6	12	8	4	24.3	23.2	26.8
16 Under 28 days	14	1	13	25.6	6.7	32.7	9	6	3	18.2	17.4	20.1
17 Deaths from immaturity	8	1	7	14.7	6.7	17.6	-	-	-	0	0	0
18 1-4 years **	6	1	5	-	-	-	1	1	-	0	0	0
19 Maternal deaths	-	-	-	0	0	0	-	-	-	0	0	0
<b>CAUSE OF DEATH</b>												
20 Tuberculosis, all forms (001-019)	1	1	-	5.3	12.3	0	1	-	1	5.4	0	25.6
21 Syphilis and its sequelae (020-029)	-	-	-	0	0	0	-	-	-	0	0	0
22 Typhoid fever (040)	-	-	-	0	0	0	-	-	-	0	0	0
23 Dysentery, all forms (045-048)	2	1	1	10.6	12.3	9.3	-	-	-	0	0	0
24 Scarlet fever (050)	-	-	-	0	0	0	-	-	-	0	0	0
25 Streptococcal sore throat (051)	-	-	-	0	0	0	-	-	-	0	0	0
26 Diphtheria (055)	1	1	-	5.3	12.3	0	-	-	-	0	0	0
27 Whooping cough (056)	-	-	-	0	0	0	-	-	-	0	0	0
28 Meningococcal infections (057)	-	-	-	0	0	0	-	-	-	0	0	0
29 Acute poliomyelitis (080)	-	-	-	0	0	0	-	-	-	0	0	0
30 Acute infectious encephalitis (082)	-	-	-	0	0	0	-	-	-	0	0	0
31 Smallpox (084)	-	-	-	0	0	0	-	-	-	0	0	0
32 Measles (085)	-	-	-	0	0	0	-	-	-	0	0	0
33 Typhus and other rickettsial diseases (100-103, 105-108)	-	-	-	0	0	0	-	-	-	0	0	0
34 Rocky Mountain spotted fever (104)	-	-	-	0	0	0	-	-	-	0	0	0
35 Malaria (110-117)	-	-	-	0	0	0	-	-	-	0	0	0
36 All other diseases classified as infective and parasitic (030-039, 041-044, 049, 052-054, 059-074, 081, 083, 086-096, 120-138)	1	-	1	5.3	0	9.3	1	1	-	5.4	6.9	0
37 Malignant neoplasms, including neoplasms of lymphatic and haematopoietic tissues (140-205)	21	11	10	111.1	135.8	92.6	15	13	2	81.5	89.7	51.3
38 Benign and unspecified neoplasms (210-239)	-	-	-	0	0	0	-	-	-	0	0	0
39 Diabetes mellitus (260)	2	-	2	10.6	0	18.5	5	4	1	27.2	27.6	25.6
40 Pellagra (281)	-	-	-	0	0	0	-	-	-	0	0	0
41 Anemias (290-293)	2	1	1	10.6	12.3	9.3	-	-	-	0	0	0
42 Vascular lesions affecting central nervous system (330-334)	37	14	23	195.8	172.8	213.0	16	10	6	87.0	69.0	153.8
43 Nonmeningococcal meningitis (340)	-	-	-	0	0	0	-	-	-	0	0	0
44 Rheumatic fever (400-402)	-	-	-	0	0	0	-	-	-	0	0	0
45 Heart diseases (410-443)	65	35	30	343.9	432.1	277.8	48	37	11	260.9	255.2	282.1
46 Hypertension without mention of heart (444-447)	5	2	3	26.5	24.7	27.8	2	1	1	10.9	6.9	25.6
47 Influenza and pneumonia (480-483, 490-493)	14	2	12	74.1	24.7	111.1	2	1	1	10.9	6.9	25.6
48 Bronchitis (500-502)	-	-	-	0	0	0	1	1	-	5.4	6.9	0
49 Ulcer of stomach and duodenum (540, 541)	1	-	1	5.3	0	9.3	2	1	1	10.9	6.9	25.6
50 Appendicitis (550-553)	-	-	-	0	0	0	-	-	-	0	0	0
51 Intestinal obstruction and hernia (560, 561, 570)	1	-	1	5.3	0	9.3	-	-	-	0	0	0
52 Gastritis, duodenitis, enteritis and colitis (except diarrhea of the newborn) (543, 571, 572)	1	-	1	5.3	0	9.3	2	1	1	10.9	6.9	25.6
53 Cirrhosis of liver (581)	-	-	-	0	0	0	1	-	1	5.4	0	25.6
54 Nephritis and nephrosis (590-594)	1	1	-	5.3	12.3	0	1	1	-	5.4	6.9	0
55 Hyperplasia of prostate (610)	-	-	-	0	0	0	-	-	-	0	0	0
56 Complications of pregnancy, childbirth and the puerperium (640-652, 670-689)	-	-	-	0	0	0	-	-	-	0	0	0
57 Congenital malformations (750-759)	1	-	1	5.3	0	9.3	1	1	-	5.4	6.9	0
58 Birth injuries, postnatal asphyxia and atelectasis (760-762)	1	-	1	5.3	0	9.3	8	5	3	43.5	34.5	76.9
59 Infection of the newborn (763-768)	4	-	4	21.2	0	37.0	-	-	-	0	0	0
60 Other diseases peculiar to early infancy, and immaturity unqualified (769-774)	13	1	12	68.8	12.3	111.1	-	-	-	0	0	0
61 Senility, without mention of psychosis (794)	-	-	-	0	0	0	-	-	-	0	0	0
62 Ill-defined and unknown causes (780-793, 795)	1	-	1	5.3	0	9.3	1	1	-	5.4	6.9	0
63 Motor vehicle accidents (E810-E835)	7	6	1	37.0	74.1	9.3	4	4	-	21.7	27.6	0
64 All other accidents (E800-E802, E840-E962)	14	4	10	74.1	49.4	92.6	4	4	-	21.7	27.6	0
65 Suicide (E963, E970-E979)	5	4	1	26.5	49.4	9.3	3	3	-	16.3	20.7	0
66 Homicide (E964, E980-E985)	3	1	2	15.9	12.3	18.5	2	1	1	10.9	6.9	25.6
67 All other diseases (residual)	23	8	15	121.7	98.8	138.9	5	4	1	27.2	27.6	25.6

TABLE XIII VITAL STATISTICS, BY COUNTY, BY RACE, GEORGIA, 1961

ITEM	WEBSTER						WHEELER						
	Number			Rate or Ratio *			Number			Rate or Ratio *			
	Total	White	Non-White	Total	White	Non-White	Total	White	Non-White	Total	White	Non-White	
1 Estimated population as of July 1	3,300	1,200	2,100				5,300	3,600	1,700				1
<b>LIVE BIRTHS</b>													
2 Total	84	8	76	25.5	6.7	36.2	96	57	39	18.1	15.8	22.9	2
3 Delivered in hospital	21	8	13	25.0%	100.0%	17.1%	57	51	6	59.4%	89.5%	15.4%	3
4 Delivered in home by physician	11	—	11	13.1%	0%	14.5%	14	6	8	14.6%	10.5%	20.5%	4
5 Delivered in home by midwife	52	—	52	61.9%	0%	68.4%	25	—	25	26.0%	0%	64.1%	5
6 Other deliveries	—	—	—	0%	0%	0%	—	—	—	0%	0%	0%	6
7 Immature births	5	—	5	59.5	0	65.8	11	2	9	114.6	35.1	230.8	7
8 Live births to unwed mothers	12	—	12	142.9	0	157.9	11	—	11	114.6	0	282.1	8
<b>FETAL DEATHS</b>													
9 Total	1	—	1	11.9	0	13.2	8	2	6	83.3	35.1	153.8	9
10 Under 20 weeks gestation	—	—	—	0	0	0	2	—	2	20.8	0	51.3	10
11 20-27 weeks gestation	—	—	—	0	0	0	2	—	2	20.8	0	51.3	11
12 28 weeks and more	1	—	1	11.9	0	13.2	4	2	2	41.7	35.1	51.3	12
13 Unknown length of gestation	—	—	—	0	0	0	—	—	—	0	0	0	13
<b>DEATHS</b>													
14 Total, all ages	34	18	16	1030.3	1500.0	761.9	48	36	12	905.7	1000.0	705.9	14
15 Under 1 year	2	—	2	23.8	0	26.3	5	1	4	52.1	17.5	102.6	15
16 Under 28 days	2	—	2	23.8	0	26.3	4	1	3	41.7	17.5	76.9	16
17 Deaths from immaturity	2	—	2	23.8	0	26.3	2	—	2	20.8	0	51.3	17
18 1-4 years **	—	—	—	0	0	0	2	1	1	—	0	0	18
19 Maternal deaths	1	—	1	119.0	0	131.6	—	—	—	0	0	0	19
<b>CAUSE OF DEATH</b>													
20 Tuberculosis, all forms (001-019)	—	—	—	0	0	0	—	—	—	0	0	0	20
21 Syphilis and its sequelae (020-029)	—	—	—	0	0	0	1	—	1	18.9	0	58.8	21
22 Typhoid fever (040)	—	—	—	0	0	0	—	—	—	0	0	0	22
23 Dysentery, all forms (045-048)	—	—	—	0	0	0	—	—	—	0	0	0	23
24 Scarlet fever (050)	—	—	—	0	0	0	—	—	—	0	0	0	24
25 Streptococcal sore throat (051)	—	—	—	0	0	0	—	—	—	0	0	0	25
26 Diphtheria (055)	—	—	—	0	0	0	—	—	—	0	0	0	26
27 Whooping cough (056)	—	—	—	0	0	0	—	—	—	0	0	0	27
28 Meningococcal infections (057)	—	—	—	0	0	0	—	—	—	0	0	0	28
29 Acute poliomyelitis (080)	—	—	—	0	0	0	—	—	—	0	0	0	29
30 Acute infectious encephalitis (082)	—	—	—	0	0	0	—	—	—	0	0	0	30
31 Smallpox (084)	—	—	—	0	0	0	—	—	—	0	0	0	31
32 Measles (085)	—	—	—	0	0	0	—	—	—	0	0	0	32
33 Typhus and other rickettsial diseases (100-103, 105-108)	—	—	—	0	0	0	—	—	—	0	0	0	33
34 Rocky Mountain spotted fever (104)	—	—	—	0	0	0	—	—	—	0	0	0	34
35 Malaria (110-117)	—	—	—	0	0	0	—	—	—	0	0	0	35
36 All other diseases classified as infective and parasitic (030-039, 041-044, 049, 052-054, 059-074, 081, 083, 086-096, 120-138)	—	—	—	0	0	0	—	—	—	0	0	0	36
37 Malignant neoplasms, including neoplasms of lymphatic and haematopoietic tissues (140-205)	3	2	1	90.9	166.7	47.6	5	4	1	94.3	111.1	58.8	37
38 Benign and unspecified neoplasms (210-239)	—	—	—	0	0	0	—	—	—	0	0	0	38
39 Diabetes mellitus (260)	1	1	—	30.3	83.3	0	—	—	—	0	0	0	39
40 Pellagra (281)	—	—	—	0	0	0	—	—	—	0	0	0	40
41 Anemias (290-293)	—	—	—	0	0	0	—	—	—	0	0	0	41
42 Vascular lesions affecting central nervous system (330-334)	4	2	2	121.2	166.7	95.2	13	9	4	245.3	250.0	235.3	42
43 Nonmeningococcal meningitis (340)	—	—	—	0	0	0	—	—	—	0	0	0	43
44 Rheumatic fever (400-402)	—	—	—	0	0	0	—	—	—	0	0	0	44
45 Heart diseases (410-443)	12	7	5	363.6	583.3	238.1	12	12	—	226.4	333.3	0	45
46 Hypertension without mention of heart (444-447)	—	—	—	0	0	0	—	—	—	0	0	0	46
47 Influenza and pneumonia (480-483, 490-493)	1	1	—	30.3	83.3	0	3	3	—	56.6	83.3	0	47
48 Bronchitis (500-502)	—	—	—	0	0	0	—	—	—	0	0	0	48
49 Ulcer of stomach and duodenum (540, 541)	1	1	—	30.3	83.3	0	—	—	—	0	0	0	49
50 Appendicitis (550-553)	—	—	—	0	0	0	—	—	—	0	0	0	50
51 Intestinal obstruction and hernia (560, 561, 570)	—	—	—	0	0	0	1	1	—	18.9	27.8	0	51
52 Gastritis, duodenitis, enteritis and colitis (except diarrhea of the newborn) (543, 571, 572)	—	—	—	0	0	0	—	—	—	0	0	0	52
53 Cirrhosis of liver (581)	—	—	—	0	0	0	—	—	—	0	0	0	53
54 Nephritis and nephrosis (590-594)	—	—	—	0	0	0	—	—	—	0	0	0	54
55 Hyperplasia of prostate (610)	—	—	—	0	0	0	1	—	1	18.9	0	58.8	55
56 Complications of pregnancy, childbirth and the puerperium (640-652, 670-689)	1	—	1	30.3	0	47.6	—	—	—	0	0	0	56
57 Congenital malformations (750-759)	—	—	—	0	0	0	1	1	—	18.9	27.8	0	57
58 Birth injuries, postnatal asphyxia and atelectasis (760-762)	—	—	—	0	0	0	1	—	1	18.9	0	58.8	58
59 Infection of the newborn (763-768)	—	—	—	0	0	0	—	—	—	0	0	0	59
60 Other diseases peculiar to early infancy, and immaturity unqualified (769-776)	2	—	2	60.6	0	95.2	2	—	2	37.7	0	117.6	60
61 Senility, without mention of psychosis (794)	—	—	—	0	0	0	—	—	—	0	0	0	61
62 Ill-defined and unknown causes (780-793, 795)	—	—	—	0	0	0	—	—	—	0	0	0	62
63 Motor vehicle accidents (E810-E835)	2	1	1	60.6	83.3	47.6	2	2	—	37.7	55.6	0	63
64 All other accidents (E800-E802, E840-E962)	1	1	—	30.3	83.3	0	2	—	2	37.7	0	117.6	64
65 Suicide (E963, E970-E979)	1	—	1	30.3	0	47.6	—	—	—	0	0	0	65
66 Homicide (E964, E980-E985)	—	—	—	0	0	0	—	—	—	0	0	0	66
67 All other diseases (residual)	5	2	3	151.5	166.7	142.9	4	4	—	75.5	111.1	0	67



TABLE XIII VITAL STATISTICS, BY COUNTY, BY RACE, GEORGIA, 1961

ITEM	WHITE						WHITFIELD					
	Number			Rate or Ratio *			Number			Rate or Ratio *		
	Total	White	Non-White	Total	White	Non-White	Total	White	Non-White	Total	White	Non-White
1 Estimated population as of July 1	7,100	6,800	300				44,000	42,100	1,900			
<b>LIVE BIRTHS</b>												
2 Total	153	143	10	21.5	21.0	33.3	1,114	1,068	46	25.3	25.4	24.2
3 Delivered in hospital	147	143	4	96.1%	100.0%	40.0%	1,106	1,064	42	99.3%	99.6%	91.3%
4 Delivered in home by physician	1	-	1	0.7%	0%	10.0%	6	2	4	0.5%	0.2%	8.7%
5 Delivered in home by midwife	5	-	5	3.3%	0%	50.0%	1	1	-	0.1%	0.1%	0%
6 Other deliveries	-	-	-	0%	0%	0%	1	1	-	0.1%	0.1%	0%
7 Immature births	15	14	1	98.0	97.9	100.0	113	102	11	101.4	95.5	239.1
8 Live births to unwed mothers	2	1	1	13.1	7.0	100.0	33	21	12	29.6	19.7	260.9
<b>FETAL DEATHS</b>												
9 Total	6	5	1	39.2	35.0	100.0	65	63	2	58.3	59.0	43.5
10 Under 20 weeks gestation	2	2	-	13.1	14.0	0	38	37	1	34.1	34.6	21.7
11 20-27 weeks gestation	1	-	1	6.5	0	100.0	6	6	-	5.4	5.6	0
12 28 weeks and more	3	3	-	19.6	21.0	0	11	10	1	9.9	9.4	21.7
13 Unknown length of gestation	-	-	-	0	0	0	10	10	-	9.0	9.4	0
<b>DEATHS</b>												
14 Total, all ages	56	54	2	788.7	794.1	666.7	332	302	30	754.5	717.3	1578.9
15 Under 1 year	1	1	-	6.5	7.0	0	33	28	5	29.6	26.2	108.7
16 Under 28 days	1	1	-	6.5	7.0	0	26	21	5	23.3	19.7	108.7
17 Deaths from immaturity	-	-	-	0	0	0	6	5	1	5.4	4.7	21.7
18 1-4 years **	-	-	-	-	-	-	3	3	-	-	-	-
19 Maternal deaths	-	-	-	0	0	0	-	-	-	0	0	0
<b>CAUSE OF DEATH</b>												
20 Tuberculosis, all forms (001-019)	-	-	-	0	0	0	2	2	-	4.5	4.8	0
21 Syphilis and its sequelae (020-029)	-	-	-	0	0	0	-	-	-	0	0	0
22 Typhoid fever (040)	-	-	-	0	0	0	-	-	-	0	0	0
23 Dysentery, all forms (045-048)	-	-	-	0	0	0	-	-	-	0	0	0
24 Scarlet fever (050)	-	-	-	0	0	0	-	-	-	0	0	0
25 Streptococcal sore throat (051)	-	-	-	0	0	0	-	-	-	0	0	0
26 Diphtheria (055)	-	-	-	0	0	0	-	-	-	0	0	0
27 Whooping cough (056)	-	-	-	0	0	0	-	-	-	0	0	0
28 Meningococcal infections (057)	-	-	-	0	0	0	-	-	-	0	0	0
29 Acute poliomyelitis (080)	-	-	-	0	0	0	-	-	-	0	0	0
30 Acute infectious encephalitis (082)	-	-	-	0	0	0	-	-	-	0	0	0
31 Smallpox (084)	-	-	-	0	0	0	-	-	-	0	0	0
32 Measles (085)	-	-	-	0	0	0	-	-	-	0	0	0
33 Typhus and other rickettsial diseases (100-103, 105-108)	-	-	-	0	0	0	-	-	-	0	0	0
34 Rocky Mountain spotted fever (104)	-	-	-	0	0	0	-	-	-	0	0	0
35 Malaria (110-117)	-	-	-	0	0	0	-	-	-	0	0	0
36 All other diseases classified as infective and parasitic (030-039, 041-044, 049, 052-054, 059-074, 081, 083, 086-096, 120-138)	-	-	-	0	0	0	1	-	1	2.3	0	52.6
37 Malignant neoplasms, including neoplasms of lymphatic and haematopoietic tissues (140-205)	7	7	-	98.6	102.9	0	52	49	3	118.2	116.4	157.9
38 Benign and unspecified neoplasms (210-239)	-	-	-	0	0	0	1	1	-	2.3	2.4	0
39 Diabetes mellitus (260)	-	-	-	0	0	0	6	4	2	13.6	9.5	105.3
40 Pellagra (281)	-	-	-	0	0	0	-	-	-	0	0	0
41 Anemias (290-293)	-	-	-	0	0	0	1	1	-	2.3	2.4	0
42 Vascular lesions affecting central nervous system (330-334)	8	7	1	112.7	102.9	333.3	52	47	5	118.2	111.6	263.2
43 Nonmeningococcal meningitis (340)	-	-	-	0	0	0	1	1	-	2.3	2.4	0
44 Rheumatic fever (400-402)	-	-	-	0	0	0	-	-	-	0	0	0
45 Heart diseases (410-443)	18	17	1	253.5	250.0	333.3	100	94	6	227.3	223.3	315.8
46 Hypertension without mention of heart (444-447)	-	-	-	0	0	0	3	3	-	6.8	7.1	0
47 Influenza and pneumonia (480-483, 490-493)	3	3	-	42.3	44.1	0	11	10	1	25.0	23.8	52.6
48 Bronchitis (500-502)	1	1	-	14.1	14.7	0	-	-	-	0	0	0
49 Ulcer of stomach and duodenum (540, 541)	1	1	-	14.1	14.7	0	2	1	1	4.5	2.4	52.6
50 Appendicitis (550-553)	1	1	-	14.1	14.7	0	-	-	-	0	0	0
51 Intestinal obstruction and hernia (560, 561, 570)	2	2	-	28.2	29.4	0	1	1	-	2.3	2.4	0
52 Gastritis, duodenitis, enteritis and colitis (except diarrhea of the newborn) (543, 571, 572)	-	-	-	0	0	0	1	1	-	2.3	2.4	0
53 Cirrhosis of liver (581)	-	-	-	0	0	0	2	2	-	4.5	4.8	0
54 Nephritis and nephrosis (590-594)	1	1	-	14.1	14.7	0	4	4	-	9.1	9.5	0
55 Hyperplasia of prostate (610)	-	-	-	0	0	0	-	-	-	0	0	0
56 Complications of pregnancy, childbirth and the puerperium (640-652, 670-689)	-	-	-	0	0	0	-	-	-	0	0	0
57 Congenital malformations (750-759)	1	1	-	14.1	14.7	0	7	7	-	15.9	16.6	0
58 Birth injuries, postnatal asphyxia and atelectasis (760-762)	1	1	-	14.1	14.7	0	5	4	1	11.4	9.5	52.6
59 Infection of the newborn (763-768)	-	-	-	0	0	0	3	2	1	6.8	4.8	52.6
60 Other diseases peculiar to early infancy, and immaturity unqualified (769-776)	-	-	-	0	0	0	16	13	3	36.4	30.9	157.9
61 Senility, without mention of psychosis (794)	-	-	-	0	0	0	2	1	1	4.5	2.4	52.6
62 Ill-defined and unknown causes (780-793, 795)	-	-	-	0	0	0	2	2	-	4.5	4.8	0
63 Motor vehicle accidents (E810-E835)	4	4	-	56.3	58.8	0	9	8	1	20.5	19.0	52.6
64 All other accidents (E800-E802, E840-E862)	-	-	-	0	0	0	9	8	1	20.5	19.0	52.6
65 Suicide (E963, E970-E979)	1	1	-	14.1	14.7	0	4	4	-	9.1	9.5	0
66 Homicide (E964, E980-E985)	1	1	-	14.1	14.7	0	5	4	1	11.4	9.5	52.6
67 All other diseases (residual)	6	6	-	84.5	88.2	0	30	28	2	68.2	66.5	105.3

94 TABLE XIII VITAL STATISTICS, BY COUNTY, BY RACE, GEORGIA, 1961

ITEM	WILCOX						WILKES						
	Number			Rate or Ratio *			Number			Rate or Ratio *			
	Total	White	Non-White	Total	White	Non-White	Total	White	Non-White	Total	White	Non-White	
1 Estimated population as of July 1	7,900	5,300	2,600				11,000	5,400	5,600				1
<b>LIVE BIRTHS</b>													
2 Total	147	81	66	18.6	15.3	25.4	241	74	167	21.9	13.7	29.8	2
3 Delivered in hospital	70	69	1	47.6%	85.2%	1.5%	218	73	145	90.5%	98.6%	86.8%	3
4 Delivered in home by physician	66	12	54	44.9%	14.8%	81.8%	15	1	14	6.2%	1.4%	8.4%	4
5 Delivered in home by midwife	11	—	11	7.5%	0%	16.7%	8	—	8	3.3%	0%	4.8%	5
6 Other deliveries	—	—	—	0%	0%	0%	—	—	—	0%	0%	0%	6
7 Immature births	16	7	9	108.8	86.4	136.4	35	7	28	145.2	94.6	167.7	7
8 Live births to unwed mothers	18	3	15	122.4	37.0	227.3	48	—	48	199.2	0	287.4	8
<b>FETAL DEATHS</b>													
9 Total	6	4	2	40.8	49.4	30.3	5	1	4	20.7	13.5	24.0	9
10 Under 20 weeks gestation	2	1	1	13.6	12.3	15.2	—	—	—	0	0	0	10
11 20-27 weeks gestation	1	1	—	6.8	12.3	0	2	1	1	8.3	13.5	6.0	11
12 28 weeks and more	3	2	1	20.4	24.7	15.2	3	—	3	12.4	0	18.0	12
13 Unknown length of gestation	—	—	—	0	0	0	—	—	—	0	0	0	13
<b>DEATHS</b>													
14 Total, all ages	82	53	29	1038.0	1000.0	1115.4	144	67	77	1309.1	1240.7	1375.0	14
15 Under 1 year	3	1	2	20.4	12.3	30.3	13	4	9	53.9	54.1	53.9	15
16 Under 28 days	2	1	1	13.6	12.3	15.2	10	4	6	41.5	54.1	35.9	16
17 Deaths from immaturity	—	—	—	0	0	0	4	1	3	16.6	13.5	18.0	17
18 1-4 years * *	2	—	2	—	—	—	1	—	1	—	—	—	18
19 Maternal deaths	—	—	—	0	0	0	—	—	—	0	0	0	19
<b>CAUSE OF DEATH</b>													
20 Tuberculosis, all forms (001-019)	—	—	—	0	0	0	2	—	2	18.2	0	35.7	20
21 Syphilis and its sequelae (020-029)	1	—	1	12.7	0	38.5	—	—	—	0	0	0	21
22 Typhoid fever (040)	—	—	—	0	0	0	—	—	—	0	0	0	22
23 Dysentery, all forms (045-048)	—	—	—	0	0	0	—	—	—	0	0	0	23
24 Scarlet fever (050)	—	—	—	0	0	0	—	—	—	0	0	0	24
25 Streptococcal sore throat (051)	—	—	—	0	0	0	—	—	—	0	0	0	25
26 Diphtheria (055)	—	—	—	0	0	0	—	—	—	0	0	0	26
27 Whooping cough (056)	—	—	—	0	0	0	—	—	—	0	0	0	27
28 Meningococcal infections (057)	1	—	1	12.7	0	38.5	—	—	—	0	0	0	28
29 Acute poliomyelitis (080)	—	—	—	0	0	0	—	—	—	0	0	0	29
30 Acute infectious encephalitis (082)	—	—	—	0	0	0	—	—	—	0	0	0	30
31 Smallpox (084)	—	—	—	0	0	0	—	—	—	0	0	0	31
32 Measles (085)	—	—	—	0	0	0	—	—	—	0	0	0	32
33 Typhus and other rickettsial diseases (100-103, 105-108)	—	—	—	0	0	0	—	—	—	0	0	0	33
34 Rocky Mountain spotted fever (104)	—	—	—	0	0	0	—	—	—	0	0	0	34
35 Malaria (110-117)	—	—	—	0	0	0	—	—	—	0	0	0	35
36 All other diseases classified as infective and parasitic (030-039, 041-044, 049, 052-054, 059-074, 081, 083, 086-096, 120-138)	—	—	—	0	0	0	2	—	2	18.2	0	35.7	36
37 Malignant neoplasms, including neoplasms of lymphatic and haematopoietic tissues (140-205)	11	7	4	139.2	132.1	153.8	16	9	7	145.5	166.7	125.0	37
38 Benign and unspecified neoplasms (210-239)	1	—	1	12.7	0	38.5	—	—	—	0	0	0	38
39 Diabetes mellitus (260)	5	3	2	63.3	56.6	76.9	1	1	—	9.1	18.5	0	39
40 Pellagra (281)	—	—	—	0	0	0	—	—	—	0	0	0	40
41 Anemias (290-293)	—	—	—	0	0	0	—	—	—	0	0	0	41
42 Vascular lesions affecting central nervous system (330-334)	15	12	3	189.9	226.4	115.4	30	17	13	272.7	314.8	232.1	42
43 Nonmeningococcal meningitis (340)	—	—	—	0	0	0	—	—	—	0	0	0	43
44 Rheumatic fever (400-402)	—	—	—	0	0	0	—	—	—	0	0	0	44
45 Heart diseases (410-443)	22	19	3	278.5	358.5	115.4	49	24	25	445.5	444.4	446.4	45
46 Hypertension without mention of heart (444-447)	1	—	1	12.7	0	38.5	2	—	2	18.2	0	35.7	46
47 Influenza and pneumonia (480-483, 490-493)	1	—	1	12.7	0	38.5	6	4	2	54.5	74.1	35.7	47
48 Bronchitis (500-502)	—	—	—	0	0	0	—	—	—	0	0	0	48
49 Ulcer of stomach and duodenum (540, 541)	1	1	—	12.7	18.9	0	1	1	—	9.1	18.5	0	49
50 Appendicitis (550-553)	—	—	—	0	0	0	—	—	—	0	0	0	50
51 Intestinal obstruction and hernia (560, 561, 570)	3	—	3	38.0	0	115.4	—	—	—	0	0	0	51
52 Gastritis, duodenitis, enteritis and colitis (except diarrhea of the newborn) (543, 571, 572)	1	—	1	12.7	0	38.5	1	—	1	9.1	0	17.9	52
53 Cirrhosis of liver (581)	—	—	—	0	0	0	—	—	—	0	0	0	53
54 Nephritis and nephrosis (590-594)	1	1	—	12.7	18.9	0	—	—	—	0	0	0	54
55 Hyperplasia of prostate (610)	—	—	—	0	0	0	—	—	—	0	0	0	55
56 Complications of pregnancy, childbirth and the puerperium (640-652, 670-689)	—	—	—	0	0	0	—	—	—	0	0	0	56
57 Congenital malformations (750-759)	—	—	—	0	0	0	1	1	—	9.1	18.5	0	57
58 Birth injuries, postnatal asphyxia and atelectasis (760-762)	1	1	—	12.7	18.9	0	1	—	1	9.1	0	17.9	58
59 Infection of the newborn (763-768)	—	—	—	0	0	0	1	—	1	9.1	0	17.9	59
60 Other diseases peculiar to early infancy, and immaturity unqualified (769-774)	—	—	—	0	0	0	7	3	4	63.6	55.6	71.4	60
61 Senility, without mention of psychosis (794)	—	—	—	0	0	0	1	—	1	9.1	0	17.9	61
62 Ill-defined and unknown causes (780-793, 795)	—	—	—	0	0	0	1	—	1	9.1	0	17.9	62
63 Motor vehicle accidents (E810-E835)	2	2	—	25.3	37.7	0	1	—	1	9.1	0	17.9	63
64 All other accidents (E800-E802, E840-E862)	4	2	2	50.6	37.7	76.9	6	2	4	54.5	37.0	71.4	64
65 Suicide (E963, E970-E979)	1	1	—	12.7	18.9	0	—	—	—	0	0	0	65
66 Homicide (E964, E980-E985)	3	—	3	38.0	0	115.4	1	—	1	9.1	0	17.9	66
67 All other diseases (residual)	7	4	3	88.6	75.5	115.4	14	5	9	127.3	92.6	160.7	67

TABLE XIII VITAL STATISTICS, BY COUNTY, BY RACE, GEORGIA, 1961

ITEM	WILKINSON						WORTH						
	Number			Rate or Ratio *			Number			Rate or Ratio *			
	Total	White	Non-White	Total	White	Non-White	Total	White	Non-White	Total	White	Non-White	
1 Estimated population as of July 1	9,300	4,800	4,500				16,900	8,800	8,100				1
<b>LIVE BIRTHS</b>													
2 Total	254	104	150	27.3	21.7	33.3	454	168	286	26.9	19.1	35.3	2
3 Delivered in hospital	191	103	88	75.2%	99.0%	58.7%	267	165	102	58.8%	98.2%	35.7%	3
4 Delivered in home by physician	4	—	4	1.6%	0%	2.7%	7	1	6	1.5%	0.6%	2.1%	4
5 Delivered in home by midwife	58	1	57	22.8%	1.0%	38.0%	180	2	178	39.6%	1.2%	62.2%	5
6 Other deliveries	1	—	1	0.4%	0%	0.7%	—	—	—	0%	0%	0%	6
7 Immature births	33	8	25	129.9	76.9	166.7	28	6	22	61.7	35.7	76.9	7
8 Live births to unwed mothers	41	1	40	161.4	9.6	266.7	75	1	74	165.2	6.0	258.7	8
<b>FETAL DEATHS</b>													
9 Total	14	8	6	55.1	76.9	40.0	15	1	14	33.0	6.0	49.0	9
10 Under 20 weeks gestation	2	2	—	7.9	19.2	0	2	—	2	4.4	0	7.0	10
11 20-27 weeks gestation	3	1	2	11.8	9.6	13.3	3	—	3	6.6	0	10.5	11
12 28 weeks and more	7	3	4	27.6	28.8	26.7	8	1	7	17.6	6.0	24.5	12
13 Unknown length of gestation	2	2	—	7.9	19.2	0	2	—	2	4.4	0	7.0	13
<b>DEATHS</b>													
14 Total, all ages	95	47	48	1021.5	979.2	1066.7	146	81	65	863.9	920.5	802.5	14
15 Under 1 year	10	2	8	39.4	19.2	53.3	22	7	15	48.5	41.7	52.4	15
16 Under 28 days	7	2	5	27.6	19.2	33.3	16	6	10	35.2	35.7	35.0	16
17 Deaths from immaturity	2	—	2	7.9	0	13.3	4	2	2	8.8	11.9	7.0	17
18 1-4 years **	4	1	3	—	—	—	—	—	—	—	—	—	18
19 Maternal deaths	1	—	1	39.4	0	66.7	1	1	—	22.0	59.5	0	19
<b>CAUSE OF DEATH</b>													
20 Tuberculosis, all forms (001-019)	—	—	—	0	0	0	—	—	—	0	0	0	20
21 Syphilis and its sequelae (020-029)	—	—	—	0	0	0	—	—	—	0	0	0	21
22 Typhoid fever (040)	—	—	—	0	0	0	—	—	—	0	0	0	22
23 Dysentery, all forms (045-048)	—	—	—	0	0	0	—	—	—	0	0	0	23
24 Scarlet fever (050)	—	—	—	0	0	0	—	—	—	0	0	0	24
25 Streptococcal sore throat (051)	—	—	—	0	0	0	—	—	—	0	0	0	25
26 Diphtheria (055)	—	—	—	0	0	0	—	—	—	0	0	0	26
27 Whooping cough (056)	—	—	—	0	0	0	—	—	—	0	0	0	27
28 Meningococcal infections (057)	—	—	—	0	0	0	—	—	—	0	0	0	28
29 Acute poliomyelitis (080)	—	—	—	0	0	0	—	—	—	0	0	0	29
30 Acute infectious encephalitis (082)	—	—	—	0	0	0	—	—	—	0	0	0	30
31 Smallpox (084)	—	—	—	0	0	0	—	—	—	0	0	0	31
32 Measles (085)	—	—	—	0	0	0	—	—	—	0	0	0	32
33 Typhus and other rickettsial diseases (100-103, 105-108)	—	—	—	0	0	0	—	—	—	0	0	0	33
34 Rocky Mountain spotted fever (104)	—	—	—	0	0	0	—	—	—	0	0	0	34
35 Malaria (110-117)	—	—	—	0	0	0	—	—	—	0	0	0	35
36 All other diseases classified as infective and parasitic (030-039, 041-044, 049, 052-054, 059-074, 081, 083, 086-096, 120-138)	—	—	—	0	0	0	1	—	1	5.9	0	12.3	36
37 Malignant neoplasms, including neoplasms of lymphatic and haemopoietic tissues (140-205)	13	7	6	139.8	145.8	133.3	20	10	10	118.3	113.6	123.5	37
38 Benign and unspecified neoplasms (210-239)	1	—	1	10.8	0	22.2	1	—	1	5.9	0	12.3	38
39 Diabetes mellitus (260)	—	—	—	0	0	0	3	3	—	17.8	34.1	0	39
40 Pellagra (281)	—	—	—	0	0	0	—	—	—	0	0	0	40
41 Anemias (290-293)	—	—	—	0	0	0	—	—	—	0	0	0	41
42 Vascular lesions affecting central nervous system (330-334)	15	6	9	161.3	125.0	200.0	22	12	10	130.2	136.4	123.5	42
43 Nonmeningococcal meningitis (340)	—	—	—	0	0	0	—	—	—	0	0	0	43
44 Rheumatic fever (400-402)	—	—	—	0	0	0	—	—	—	0	0	0	44
45 Heart diseases (410-443)	36	24	12	387.1	500.0	266.7	44	27	17	260.4	306.8	209.9	45
46 Hypertension without mention of heart (444-447)	—	—	—	0	0	0	2	2	—	11.8	22.7	0	46
47 Influenza and pneumonia (480-483, 490-493)	6	2	4	64.5	41.7	88.9	6	3	3	35.5	34.1	37.0	47
48 Bronchitis (500-502)	—	—	—	0	0	0	—	—	—	0	0	0	48
49 Ulcer of stomach and duodenum (540, 541)	2	1	1	21.5	20.8	22.2	—	—	—	0	0	0	49
50 Appendicitis (550-553)	—	—	—	0	0	0	—	—	—	0	0	0	50
51 Intestinal obstruction and hernia (560, 561, 570)	—	—	—	0	0	0	3	1	2	17.8	11.4	24.7	51
52 Gastritis, duodenitis, enteritis and colitis (except diarrhea of the newborn) (543, 571, 572)	—	—	—	0	0	0	1	—	1	5.9	0	12.3	52
53 Cirrhosis of liver (581)	—	—	—	0	0	0	1	1	—	5.9	11.4	0	53
54 Nephritis and nephrosis (590-594)	—	—	—	0	0	0	1	1	—	5.9	11.4	0	54
55 Hyperplasia of prostate (610)	1	1	—	10.8	20.8	0	—	—	—	0	0	0	55
56 Complications of pregnancy, childbirth and the puerperium (640-652, 670-689)	1	—	1	10.8	0	22.2	1	1	—	5.9	11.4	0	56
57 Congenital malformations (750-759)	2	1	1	21.5	20.8	22.2	2	1	1	11.8	11.4	12.3	57
58 Birth injuries, postnatal asphyxia and atelectasis (760-762)	2	2	—	21.5	41.7	0	2	—	2	11.8	0	24.7	58
59 Infection of the newborn (763-768)	1	—	1	10.8	0	22.2	3	1	2	17.8	11.4	24.7	59
60 Other diseases peculiar to early infancy, and immaturity unqualified (769-776)	3	—	3	32.3	0	66.7	7	2	5	41.4	22.7	61.7	60
61 Senility, without mention of psychosis (794)	—	—	—	0	0	0	—	—	—	0	0	0	61
62 Ill-defined and unknown causes (780-793, 795)	1	—	1	10.8	0	22.2	3	1	2	17.8	11.4	24.7	62
63 Motor vehicle accidents (E810-E835)	—	—	—	0	0	0	7	4	3	41.4	45.5	37.0	63
64 All other accidents (E800-E802, E840-E962)	3	1	2	32.3	20.8	44.4	6	5	1	35.5	56.8	12.3	64
65 Suicide (E963, E970-E979)	—	—	—	0	0	0	1	1	—	5.9	11.4	0	65
66 Homicide (E964, E980-E985)	1	—	1	10.8	0	22.2	—	—	—	0	0	0	66
67 All other diseases (residual)	7	2	5	75.3	41.7	111.1	9	5	4	53.3	56.8	49.4	67

TABLEXIV-A VITAL STATISTICS, BY CITY, BY RACE, GEORGIA, 1961  
POPULATION 75,000 AND OVER

ITEM	ATLANTA						COLUMBUS					
	Number			Rate or Ratio *			Number			Rate or Ratio *		
	Total	White	Non-White	Total	White	Non-White	Total	White	Non-White	Total	White	Non-White
1 Estimated population as of July 1	496,100	301,000	195,100				124,500	90,200	34,300			
<b>LIVE BIRTHS</b>												
2 Total	12,321	6,167	6,154	24.8	20.5	31.5	3,916	2,959	957	31.5	32.8	27.9
3 Delivered in hospital	12,076	6,144	5,932	98.0%	99.6%	96.4%	3,880	2,950	930	99.1%	99.7%	97.2%
4 Delivered in home by physician	228	18	210	1.9%	0.3%	3.4%	20	9	11	0.5%	0.3%	1.1%
5 Delivered in home by midwife	4	-	4	0.0%	0%	0.1%	15	-	15	0.4%	0%	1.6%
6 Other deliveries	13	5	8	0.1%	0.1%	0.1%	1	-	1	0.0%	0%	0.1%
7 Immature births	1,509	534	975	122.5	86.6	158.4	352	221	131	89.9	74.7	136.9
8 Live births to unwed mothers	1,838	153	1,685	149.2	24.8	273.8	199	39	160	50.8	13.2	167.2
<b>FETAL DEATHS</b>												
9 Total	380	212	168	30.8	34.4	27.3	110	70	40	28.1	23.7	41.8
10 Under 20 weeks gestation	134	119	15	10.9	19.3	2.4	28	21	7	7.2	7.1	7.3
11 20-27 weeks gestation	60	22	38	4.9	3.6	6.2	15	8	7	3.8	2.7	7.3
12 28 weeks and more	164	65	99	13.3	10.5	16.1	55	31	24	14.0	10.5	25.1
13 Unknown length of gestation	22	6	16	1.8	1.0	2.6	12	10	2	3.1	3.4	2.1
<b>DEATHS</b>												
14 Total, all ages	5,010	2,900	2,110	1009.9	963.5	1081.5	944	641	303	758.2	710.6	883.4
15 Under 1 year	378	149	229	30.7	24.2	37.2	111	77	34	28.3	26.0	35.5
16 Under 28 days	283	119	164	23.0	19.3	26.6	90	63	27	23.0	21.3	28.2
17 Deaths from immaturity	74	28	46	6.0	4.5	7.5	19	10	9	4.9	3.4	9.4
18 1-4 years **	56	25	31	-	-	-	11	8	3	-	-	-
19 Maternal deaths	5	2	3	4.1	3.2	4.9	-	-	-	0	0	0
<b>CAUSE OF DEATH</b>												
20 Tuberculosis, all forms (001-019)	38	15	23	7.7	5.0	11.8	11	6	5	8.8	6.7	14.6
21 Syphilis and its sequelae (020-029)	16	1	15	3.2	0.3	7.7	6	3	3	4.8	3.3	8.7
22 Typhoid fever (040)	-	-	-	0	0	0	-	-	-	0	0	0
23 Dysentery, all forms (045-048)	2	2	-	0.4	0.7	0	-	-	-	0	0	0
24 Scarlet fever (050)	-	-	-	0	0	0	-	-	-	0	0	0
25 Streptococcal sore throat (051)	1	-	1	0.2	0	0.5	-	-	-	0	0	0
26 Diphtheria (055)	-	-	-	0	0	0	-	-	-	0	0	0
27 Whooping cough (056)	-	-	-	0	0	0	1	-	1	0.8	0	2.9
28 Meningococcal infections (057)	-	-	-	0	0	0	-	-	-	0	0	0
29 Acute poliomyelitis (080)	-	-	-	0	0	0	-	-	-	0	0	0
30 Acute infectious encephalitis (082)	-	-	-	0	0	0	-	-	-	0	0	0
31 Smallpox (084)	-	-	-	0	0	0	-	-	-	0	0	0
32 Measles (085)	-	-	-	0	0	0	-	-	-	0	0	0
33 Typhus and other rickettsial diseases (100-103, 105-108)	2	2	-	0.4	0.7	0	1	-	1	0.8	0	2.9
34 Rocky Mountain spotted fever (104)	-	-	-	0	0	0	-	-	-	0	0	0
35 Malaria (110-117)	-	-	-	0	0	0	-	-	-	0	0	0
36 All other diseases classified as infective and parasitic (030-039, 041-044, 049, 052-054, 059-074, 081, 083, 086-096, 120-138)	21	12	9	4.2	4.0	4.6	3	2	1	2.4	2.2	2.9
37 Malignant neoplasms, including neoplasms of lymphatic and haematopoietic tissues (140-205)	765	513	252	154.2	170.4	129.2	119	91	28	95.6	100.9	81.6
38 Benign and unspecified neoplasms (210-239)	11	9	2	2.2	3.0	1.0	2	-	2	1.6	0	5.8
39 Diabetes mellitus (260)	93	46	47	18.7	15.3	24.1	12	11	1	9.6	12.2	2.9
40 Pellagra (281)	1	-	1	0.2	0	0.5	-	-	-	0	0	0
41 Anemias (290-293)	9	3	6	1.8	1.0	3.1	1	-	1	0.8	0	2.9
42 Vascular lesions affecting central nervous system (330-334)	658	354	304	132.6	117.6	155.8	107	60	47	85.9	66.5	137.0
43 Nonmeningococcal meningitis (340)	15	6	9	3.0	2.0	4.6	1	1	-	0.8	1.1	0
44 Rheumatic fever (400-402)	1	-	1	0.2	0	0.5	-	-	-	0	0	0
45 Heart diseases (410-443)	1,650	1,053	597	332.6	349.8	306.0	324	230	94	260.2	255.0	274.1
46 Hypertension without mention of heart (444-447)	48	19	29	9.7	6.3	14.9	4	1	3	3.2	1.1	8.7
47 Influenza and pneumonia (480-483, 490-493)	159	83	76	32.0	27.6	39.0	26	16	10	20.9	17.7	29.2
48 Bronchitis (500-502)	16	14	2	3.2	4.7	1.0	-	-	-	0	0	0
49 Ulcer of stomach and duodenum (540, 541)	35	22	13	7.1	7.3	6.7	3	3	-	2.4	3.3	0
50 Appendicitis (550-553)	5	3	2	1.0	1.0	1.0	4	1	3	3.2	1.1	8.7
51 Intestinal obstruction and hernia (560, 561, 570)	24	15	9	4.8	5.0	4.6	3	2	1	2.4	2.2	2.9
52 Gastritis, duodenitis, enteritis and colitis (except diarrhea of the newborn) (543, 571, 572)	18	9	9	3.6	3.0	4.6	7	5	2	5.6	5.5	5.8
53 Cirrhosis of liver (581)	66	44	22	13.3	14.6	11.3	6	5	1	4.8	5.5	2.9
54 Nephritis and nephrosis (590-594)	53	17	36	10.7	5.6	18.5	12	5	7	9.6	5.5	20.4
55 Hyperplasia of prostate (610)	10	4	6	2.0	1.3	3.1	3	-	3	2.4	0	8.7
56 Complications of pregnancy, childbirth and the puerperium (640-652, 670-689)	5	2	3	1.0	0.7	1.5	-	-	-	0	0	0
57 Congenital malformations (750-759)	58	25	33	11.7	8.3	16.9	20	17	3	16.1	18.8	8.7
58 Birth injuries, postnatal asphyxia and atelectasis (760-762)	91	49	42	18.3	16.3	21.5	29	22	7	23.3	24.4	20.4
59 Infection of the newborn (763-768)	29	6	23	5.8	2.0	11.8	11	6	5	8.8	6.7	14.6
60 Other diseases peculiar to early infancy, and immaturity unqualified (769-776)	139	51	88	28.0	16.9	45.1	37	24	13	29.7	26.6	37.9
61 Senility, without mention of psychosis (794)	8	5	3	1.6	1.7	1.5	1	1	-	0.8	1.1	0
62 Ill-defined and unknown causes (780-793, 795)	76	32	44	15.3	10.6	22.6	11	7	4	8.8	7.8	11.7
63 Motor vehicle accidents (E810-E835)	93	57	36	18.7	18.9	18.5	23	20	3	18.5	22.2	8.7
64 All other accidents (E800-E802, E840-E962)	160	92	68	32.3	30.6	34.9	39	28	11	31.3	31.0	32.1
65 Suicide (E963, E970-E979)	39	36	3	7.9	12.0	1.5	9	9	-	7.2	10.0	0
66 Homicide (E944, E980-E985)	82	18	64	16.5	6.0	32.8	16	5	11	12.9	5.5	32.1
67 All other diseases (residual)	513	281	232	103.4	93.4	118.9	92	60	32	73.9	66.5	93.3

TABLE XIV-A VITAL STATISTICS, BY CITY, BY RACE, GEORGIA, 1961  
POPULATION 75,000 & OVER

ITEM	MACON						SAVANNAH					
	Number			Rate or Ratio *			Number			Rate or Ratio *		
	Total	White	Non-White	Total	White	Non-White	Total	White	Non-White	Total	White	Non-White
1 Estimated population as of July 1	122,900	77,400	45,500				139,700	87,000	52,700			
<b>LIVE BIRTHS</b>												
2 Total	2,559	1,390	1,169	20.8	18.0	25.7	3,699	1,948	1,751	26.5	22.4	33.2
3 Delivered in hospital	2,533	1,386	1,147	99.0%	99.7%	98.1%	3,649	1,946	1,703	98.6%	99.9%	97.3%
4 Delivered in home by physician	24	4	20	0.9%	0.3%	1.7%	49	2	47	1.3%	0.1%	2.7%
5 Delivered in home by midwife	2	-	2	0.1%	0%	0.2%	1	-	1	0.0%	0%	0.1%
6 Other deliveries	-	-	-	0%	0%	0%	-	-	-	0%	0%	0%
7 Immature births	276	101	175	107.9	72.7	149.7	348	137	211	94.1	70.3	120.5
8 Live births to unwed mothers	258	25	233	100.8	18.0	199.3	469	64	405	126.8	32.9	231.3
<b>FETAL DEATHS</b>												
9 Total	61	27	34	23.8	19.4	29.1	155	80	75	41.9	41.1	42.8
10 Under 20 weeks gestation	19	7	12	7.4	5.0	10.3	70	55	15	18.9	28.2	8.6
11 20-27 weeks gestation	15	8	7	5.9	5.8	6.0	25	11	14	6.8	5.6	8.0
12 28 weeks and more	25	12	13	9.8	8.6	11.1	58	14	44	15.7	7.2	25.1
13 Unknown length of gestation	2	-	2	0.8	0	1.7	2	-	2	0.5	0	1.1
<b>DEATHS</b>												
14 Total, all ages	1,040	568	472	846.2	733.9	1037.4	1,427	703	724	1021.5	808.0	1373.8
15 Under 1 year	88	37	51	34.4	26.6	43.6	116	54	62	31.4	27.7	35.4
16 Under 28 days	61	31	30	23.8	22.3	25.7	93	48	45	25.1	24.6	25.7
17 Deaths from immaturity	14	4	10	5.5	2.9	8.6	31	12	19	8.4	6.2	10.9
18 1-4 years **	9	4	5	-	-	-	10	3	7	-	-	-
19 Maternal deaths	1	-	1	3.9	0	8.6	3	-	3	8.1	0	17.1
<b>CAUSE OF DEATH</b>												
20 Tuberculosis, all forms (001-019)	8	2	6	6.5	2.6	13.2	9	1	8	6.4	1.1	15.2
21 Syphilis and its sequelae (020-029)	6	-	6	4.9	0	13.2	3	-	3	2.1	0	5.7
22 Typhoid fever (040)	-	-	-	0	0	0	-	-	-	0	0	0
23 Dysentery, all forms (045-048)	-	-	-	0	0	0	1	1	-	0.7	1.1	0
24 Scarlet fever (050)	-	-	-	0	0	0	-	-	-	0	0	0
25 Streptococcal sore throat (051)	-	-	-	0	0	0	-	-	-	0	0	0
26 Diphtheria (055)	-	-	-	0	0	0	-	-	-	0	0	0
27 Whooping cough (056)	-	-	-	0	0	0	-	-	-	0	0	0
28 Meningococcal infections (057)	-	-	-	0	0	0	-	-	-	0	0	0
29 Acute poliomyelitis (080)	-	-	-	0	0	0	-	-	-	0	0	0
30 Acute infectious encephalitis (082)	1	1	-	0.8	1.3	0	1	-	1	0.7	0	1.9
31 Smallpox (084)	-	-	-	0	0	0	-	-	-	0	0	0
32 Measles (085)	-	-	-	0	0	0	-	-	-	0	0	0
33 Typhus and other rickettsial diseases (100-103, 105-108)	-	-	-	0	0	0	-	-	-	0	0	0
34 Rocky Mountain spotted fever (104)	-	-	-	0	0	0	-	-	-	0	0	0
35 Malaria (110-117)	-	-	-	0	0	0	-	-	-	0	0	0
36 All other diseases classified as infective and parasitic (030-039, 041-044, 049, 052-054, 059-074, 081, 083, 086-096, 120-138)	3	-	3	2.4	0	6.6	6	1	5	4.3	1.1	9.5
37 Malignant neoplasms, including neoplasms of lymphatic and haematopoietic tissues (140-205)	122	71	51	99.3	91.7	112.1	181	113	68	129.6	129.9	129.0
38 Benign and unspecified neoplasms (210-239)	2	2	-	1.6	2.6	0	5	2	3	3.6	2.3	5.7
39 Diabetes mellitus (260)	19	11	8	15.5	14.2	17.6	27	12	15	19.3	13.8	28.5
40 Pellagra (281)	1	-	1	0.8	0	2.2	-	-	-	0	0	0
41 Anemias (290-293)	3	2	1	2.4	2.6	2.2	1	1	-	0.7	1.1	0
42 Vascular lesions affecting central nervous system (330-334)	137	71	66	111.5	91.7	145.1	296	122	174	211.9	140.2	330.2
43 Nonmeningococcal meningitis (340)	4	1	3	3.3	1.3	6.6	2	2	-	1.4	2.3	0
44 Rheumatic fever (400-402)	-	-	-	0	0	0	-	-	-	0	0	0
45 Heart diseases (410-443)	373	221	152	303.5	285.5	334.1	445	236	209	318.5	271.3	396.6
46 Hypertension without mention of heart (444-447)	9	4	5	7.3	5.2	11.0	-	-	-	0	0	0
47 Influenza and pneumonia (480-483, 490-493)	27	6	21	22.0	7.8	46.2	52	13	39	37.2	14.9	74.0
48 Bronchitis (500-502)	-	-	-	0	0	0	-	-	-	0	0	0
49 Ulcer of stomach and duodenum (540, 541)	8	5	3	6.5	6.5	6.6	10	4	6	7.2	4.6	11.4
50 Appendicitis (550-553)	-	-	-	0	0	0	2	-	2	1.4	0	3.8
51 Intestinal obstruction and hernia (560, 561, 570)	7	5	2	5.7	6.5	4.4	10	6	4	7.2	6.9	7.6
52 Gastritis, duodenitis, enteritis and colitis (except diarrhea of the newborn) (543, 571, 572)	5	1	4	4.1	1.3	8.8	2	1	1	1.4	1.1	1.9
53 Cirrhosis of liver (581)	9	9	-	7.3	11.6	0	6	3	3	4.3	3.4	5.7
54 Nephritis and nephrosis (590-594)	7	4	3	5.7	5.2	6.6	17	7	10	12.2	8.0	19.0
55 Hyperplasia of prostate (610)	3	3	-	2.4	3.9	0	3	2	1	2.1	2.3	1.9
56 Complications of pregnancy, childbirth and the puerperium (640-652, 670-689)	1	-	1	0.8	0	2.2	3	-	3	2.1	0	5.7
57 Congenital malformations (750-759)	12	9	3	9.8	11.6	6.6	15	10	5	10.7	11.5	9.5
58 Birth injuries, postnatal asphyxia and atelectasis (760-762)	18	11	7	14.6	14.2	15.4	31	17	14	22.2	19.5	26.6
59 Infection of the newborn (763-768)	4	2	2	3.3	2.6	4.4	6	2	4	4.3	2.3	7.6
60 Other diseases peculiar to early infancy, and immaturity unqualified (769-776)	30	9	21	24.4	11.6	46.2	47	20	27	33.6	23.0	51.2
61 Senility, without mention of psychosis (794)	3	1	2	2.4	1.3	4.4	3	3	-	2.1	3.4	0
62 Ill-defined and unknown causes (780-793, 795)	9	3	6	7.3	3.9	13.2	6	2	4	4.3	2.3	7.6
63 Motor vehicle accidents (E810-E835)	41	22	19	33.4	28.4	41.8	33	20	13	23.6	23.0	24.7
64 All other accidents (E800-E802, E840-E962)	34	14	20	27.7	18.1	44.0	51	21	30	36.5	24.1	56.9
65 Suicide (E963, E970-E979)	13	11	2	10.6	14.2	4.4	12	11	1	8.6	12.6	1.9
66 Homicide (E964, E980-E985)	14	4	10	11.4	5.2	22.0	12	2	10	8.6	2.3	19.0
67 All other diseases (residual)	107	63	44	87.1	81.4	96.7	129	68	61	92.3	78.2	115.7

TABLEXIV-B VITAL STATISTICS, BY CITY, BY RACE, GEORGIA, 1961  
POPULATION 10,000 - 74,999

ITEM	ALBANY						AMERICUS						
	Number			Rate or Ratio *			Number			Rate or Ratio *			
	Total	White	Non-White	Total	White	Non-White	Total	White	Non-White	Total	White	Non-White	
1 Estimated population as of July 1	58,300	37,400	20,900				13,700	6,900	6,800				1
<b>LIVE BIRTHS</b>													
2 Total	2,184	1,382	802	37.5	37.0	38.4	346	136	210	25.3	19.7	30.9	2
3 Delivered in hospital	1,807	1,381	426	82.7%	99.9%	53.1%	241	135	106	69.7%	99.3%	50.5%	3
4 Delivered in home by physician	282	1	281	12.9%	0.1%	35.0%	7	1	6	2.0%	0.7%	2.9%	4
5 Delivered in home by midwife	93	-	93	4.3%	0%	11.6%	98	-	98	28.3%	0%	46.7%	5
6 Other deliveries	2	-	2	0.1%	0%	0.2%	-	-	-	0%	0%	0%	6
7 Immature births	167	87	80	76.5	63.0	99.8	33	10	23	95.4	73.5	109.5	7
8 Live births to unwed mothers	246	23	223	112.6	16.6	278.1	54	-	54	156.1	0	257.1	8
<b>FETAL DEATHS</b>													
9 Total	102	29	73	46.7	21.0	91.0	13	6	7	37.6	44.1	33.3	9
10 Under 20 weeks gestation	51	10	41	23.4	7.2	51.1	8	3	5	23.1	22.1	23.8	10
11 20-27 weeks gestation	13	6	7	6.0	4.3	8.7	1	1	-	2.9	7.4	0	11
12 28 weeks and more	26	12	14	11.9	8.7	17.5	3	2	1	8.7	14.7	4.8	12
13 Unknown length of gestation	12	1	11	5.5	0.7	13.7	1	-	1	2.9	0	4.8	13
<b>DEATHS</b>													
14 Total, all ages	417	157	260	715.3	419.8	1244.0	154	67	87	124.1	971.0	1279.4	14
15 Under 1 year	62	18	44	28.4	13.0	54.9	10	5	5	28.9	36.8	23.8	15
16 Under 28 days	41	12	29	18.8	8.7	36.2	8	5	3	23.1	36.8	14.3	16
17 Deaths from immaturity	14	4	10	6.4	2.9	12.5	3	2	1	8.7	14.7	4.8	17
18 1-4 years **	15	6	9	-	-	-	1	-	1	-	-	-	18
19 Maternal deaths	-	-	-	0	0	0	-	-	-	0	0	0	19
<b>CAUSE OF DEATH</b>													
20 Tuberculosis, all forms (001-019)	2	-	2	3.4	0	9.6	2	-	2	14.6	0	29.4	20
21 Syphilis and its sequelae (020-029)	2	-	2	3.4	0	9.6	1	-	1	7.3	0	14.7	21
22 Typhoid fever (040)	-	-	-	0	0	0	-	-	-	0	0	0	22
23 Dysentery, all forms (045-048)	1	-	1	1.7	0	4.8	-	-	-	0	0	0	23
24 Scarlet fever (050)	-	-	-	0	0	0	-	-	-	0	0	0	24
25 Streptococcal sore throat (051)	-	-	-	0	0	0	-	-	-	0	0	0	25
26 Diphtheria (055)	-	-	-	0	0	0	-	-	-	0	0	0	26
27 Whooping cough (056)	-	-	-	0	0	0	-	-	-	0	0	0	27
28 Meningococcal infections (057)	1	-	1	1.7	0	4.8	-	-	-	0	0	0	28
29 Acute poliomyelitis (080)	-	-	-	0	0	0	-	-	-	0	0	0	29
30 Acute infectious encephalitis (082)	-	-	-	0	0	0	-	-	-	0	0	0	30
31 Smallpox (084)	-	-	-	0	0	0	-	-	-	0	0	0	31
32 Measles (085)	-	-	-	0	0	0	-	-	-	0	0	0	32
33 Typhus and other rickettsial diseases (100-103, 105-108)	-	-	-	0	0	0	-	-	-	0	0	0	33
34 Rocky Mountain spotted fever (104)	-	-	-	0	0	0	-	-	-	0	0	0	34
35 Malaria (110-117)	-	-	-	0	0	0	-	-	-	0	0	0	35
36 All other diseases classified as infective and parasitic (030-039, 041-044, 049, 052-054, 059-074, 081, 083, 086-096, 120-138)	1	-	1	1.7	0	4.8	-	-	-	0	0	0	36
37 Malignant neoplasms, including neoplasms of lymphatic and haematopoietic tissues (140-205)	55	28	27	94.3	74.9	129.2	20	11	9	146.0	159.4	132.4	37
38 Benign and unspecified neoplasms (210-239)	3	1	2	5.1	2.7	9.6	-	-	-	0	0	0	38
39 Diabetes mellitus (260)	3	-	3	5.1	0	14.4	4	2	2	29.2	29.0	29.4	39
40 Pellagra (281)	-	-	-	0	0	0	-	-	-	0	0	0	40
41 Anemias (290-293)	1	-	1	1.7	0	4.8	2	1	1	14.6	14.5	14.7	41
42 Vascular lesions affecting central nervous system (330-334)	62	18	44	106.3	48.1	210.5	22	7	15	160.6	101.4	220.6	42
43 Nonmeningococcal meningitis (340)	1	-	1	1.7	0	4.8	-	-	-	0	0	0	43
44 Rheumatic fever (400-402)	-	-	-	0	0	0	-	-	-	0	0	0	44
45 Heart diseases (410-443)	109	43	66	187.0	115.0	315.8	42	22	20	306.6	318.8	294.1	45
46 Hypertension without mention of heart (444-447)	7	1	6	12.0	2.7	28.7	3	1	2	21.9	14.5	29.4	46
47 Influenza and pneumonia (480-483, 490-493)	18	9	9	30.9	24.1	43.1	5	3	2	36.5	43.5	29.4	47
48 Bronchitis (500-502)	-	-	-	0	0	0	-	-	-	0	0	0	48
49 Ulcer of stomach and duodenum (540, 541)	3	1	2	5.1	2.7	9.6	3	-	3	21.9	0	44.1	49
50 Appendicitis (550-553)	1	-	1	1.7	0	4.8	1	-	1	7.3	0	14.7	50
51 Intestinal obstruction and hernia (560, 561, 570)	2	2	-	3.4	5.3	0	1	-	1	7.3	0	14.7	51
52 Gastritis, duodenitis, enteritis and colitis (except diarrhea of the newborn) (543, 571, 572)	4	1	3	6.9	2.7	14.4	1	-	1	7.3	0	14.7	52
53 Cirrhosis of liver (581)	5	3	2	8.6	8.0	9.6	2	-	2	14.6	0	29.4	53
54 Nephritis and nephrosis (590-594)	8	2	6	13.7	5.3	28.7	-	-	-	0	0	0	54
55 Hyperplasia of prostate (610)	-	-	-	0	0	0	-	-	-	0	0	0	55
56 Complications of pregnancy, childbirth and the puerperium (640-652, 670-689)	-	-	-	0	0	0	-	-	-	0	0	0	56
57 Congenital malformations (750-759)	11	5	6	18.9	13.4	28.7	1	1	-	7.3	14.5	0	57
58 Birth injuries, postnatal asphyxia and atelectasis (760-762)	9	2	7	15.4	5.3	33.5	3	2	1	21.9	29.0	14.7	58
59 Infection of the newborn (763-768)	1	-	1	1.7	0	4.8	-	-	-	0	0	0	59
60 Other diseases peculiar to early infancy, and immaturity unqualified (769-776)	24	8	16	41.2	21.4	76.6	3	2	1	21.9	29.0	14.7	60
61 Senility, without mention of psychosis (794)	1	-	1	1.7	0	4.8	2	-	2	14.6	0	29.4	61
62 Ill-defined and unknown causes (780-793, 795)	3	1	2	5.1	2.7	9.6	4	3	1	29.2	43.5	14.7	62
63 Motor vehicle accidents (E810-E835)	13	8	5	22.3	21.4	23.9	1	-	1	7.3	0	14.7	63
64 All other accidents (E800-E802, E840-E962)	20	7	13	34.3	18.7	62.2	10	3	7	73.0	43.5	102.9	64
65 Suicide (E963, E970-E979)	4	4	-	6.9	10.7	0	1	1	-	7.3	14.5	0	65
66 Homicide (E964, E980-E985)	5	-	5	8.6	0	23.9	1	-	1	7.3	0	14.7	66
67 All other diseases (residual)	37	13	24	63.5	34.8	114.8	19	8	11	138.7	115.9	161.8	67

TABLEXIV-B VITAL STATISTICS, BY CITY, BY RACE, GEORGIA, 1961  
 POPULATION 10,000 - 74,999

ITEM	ATHENS						AUGUSTA						
	Number			Rate or Ratio *			Number			Rate or Ratio *			
	Total	White	Non-White	Total	White	Non-White	Total	White	Non-White	Total	White	Non-White	
1 Estimated population as of July 1	31,100	22,000	9,100				70,400	38,700	31,700				1
<b>LIVE BIRTHS</b>													
2 Total	844	545	299	27.1	24.8	32.9	1,954	1,029	925	27.8	26.6	29.2	2
3 Delivered in hospital	839	543	296	99.4%	99.6%	99.0%	1,939	1,028	911	99.2%	99.9%	98.5%	3
4 Delivered in home by physician	5	2	3	0.6%	0.4%	1.0%	15	1	14	0.8%	0.1%	1.5%	4
5 Delivered in home by midwife	-	-	-	0%	0%	0%	-	-	-	0%	0%	0%	5
6 Other deliveries	-	-	-	0%	0%	0%	-	-	-	0%	0%	0%	6
7 Immature births	78	33	45	92.4	60.6	150.5	238	94	144	121.8	91.4	155.7	7
8 Live births to unwed mothers	72	5	67	85.3	9.2	224.1	234	29	205	119.8	28.2	221.6	8
<b>FETAL DEATHS</b>													
9 Total	21	8	13	24.9	14.7	43.5	113	67	46	57.8	65.1	49.7	9
10 Under 20 weeks gestation	10	4	6	11.8	7.3	20.1	50	36	14	25.6	35.0	15.1	10
11 20-27 weeks gestation	4	2	2	4.7	3.7	6.7	33	14	19	16.9	13.6	20.5	11
12 28 weeks and more	5	2	3	5.9	3.7	10.0	27	14	13	13.8	13.6	14.1	12
13 Unknown length of gestation	2	-	2	2.4	0	6.7	3	3	-	1.5	2.9	0	13
<b>DEATHS</b>													
14 Total, all ages	298	168	130	958.2	763.6	1428.6	923	496	427	1311.1	1281.7	1347.0	14
15 Under 1 year	33	16	17	39.1	29.4	56.9	59	27	32	30.2	26.2	34.6	15
16 Under 28 days	20	13	7	23.7	23.9	23.4	44	24	20	22.5	23.3	21.6	16
17 Deaths from immaturity	7	6	1	8.3	11.0	3.3	9	7	2	4.6	6.8	2.2	17
18 1-4 years **	3	2	1	-	-	-	9	1	8	-	-	-	18
19 Maternal deaths	-	-	-	0	0	0	-	-	-	0	0	0	19
<b>CAUSE OF DEATH</b>													
20 Tuberculosis, all forms (001-019)	1	1	-	3.2	4.5	0	8	5	3	11.4	12.9	9.5	20
21 Syphilis and its sequelae (020-029)	1	-	1	3.2	0	11.0	6	-	6	8.5	0	18.9	21
22 Typhoid fever (040)	-	-	-	0	0	0	-	-	-	0	0	0	22
23 Dysentery, all forms (045-048)	-	-	-	0	0	0	1	-	1	1.4	0	3.2	23
24 Scarlet fever (050)	-	-	-	0	0	0	-	-	-	0	0	0	24
25 Streptococcal sore throat (051)	-	-	-	0	0	0	-	-	-	0	0	0	25
26 Diphtheria (055)	-	-	-	0	0	0	-	-	-	0	0	0	26
27 Whooping cough (056)	-	-	-	0	0	0	1	-	1	1.4	0	3.2	27
28 Meningococcal infections (057)	-	-	-	0	0	0	-	-	-	0	0	0	28
29 Acute poliomyelitis (080)	-	-	-	0	0	0	-	-	-	0	0	0	29
30 Acute infectious encephalitis (082)	-	-	-	0	0	0	-	-	-	0	0	0	30
31 Smallpox (084)	-	-	-	0	0	0	-	-	-	0	0	0	31
32 Measles (085)	-	-	-	0	0	0	-	-	-	0	0	0	32
33 Typhus and other rickettsial diseases (100-103, 105-108)	-	-	-	0	0	0	-	-	-	0	0	0	33
34 Rocky Mountain spotted fever (104)	-	-	-	0	0	0	-	-	-	0	0	0	34
35 Malaria (110-117)	-	-	-	0	0	0	-	-	-	0	0	0	35
36 All other diseases classified as infective and parasitic (030-039, 041-044, 049, 052-054, 059-074, 081, 083, 086-096, 120-138)	1	1	-	3.2	4.5	0	2	1	1	2.8	2.6	3.2	36
37 Malignant neoplasms, including neoplasms of lymphatic and haemopoietic tissues (140-205)	46	27	19	147.9	122.7	208.8	105	65	40	149.1	168.0	126.2	37
38 Benign and unspecified neoplasms (210-239)	2	1	1	6.4	4.5	11.0	2	-	2	2.8	0	6.3	38
39 Diabetes mellitus (260)	-	-	-	0	0	0	15	5	10	21.3	12.9	31.5	39
40 Pellagra (281)	-	-	-	0	0	0	-	-	-	0	0	0	40
41 Anemias (290-293)	-	-	-	0	0	0	1	-	1	1.4	0	3.2	41
42 Vascular lesions affecting central nervous system (330-334)	40	28	12	128.6	127.3	131.9	130	55	75	184.7	142.1	236.6	42
43 Nonmeningococcal meningitis (340)	-	-	-	0	0	0	-	-	-	0	0	0	43
44 Rheumatic fever (400-402)	-	-	-	0	0	0	-	-	-	0	0	0	44
45 Heart diseases (410-443)	87	60	27	279.7	272.7	296.7	354	192	162	502.8	496.1	511.0	45
46 Hypertension without mention of heart (444-447)	5	1	4	16.1	4.5	44.0	7	4	3	9.9	10.3	9.5	46
47 Influenza and pneumonia (480-483, 490-493)	13	2	11	41.8	9.1	120.9	30	11	19	42.6	28.4	59.9	47
48 Bronchitis (500-502)	-	-	-	0	0	0	1	1	-	1.4	2.6	0	48
49 Ulcer of stomach and duodenum (540, 541)	1	-	1	3.2	0	11.0	7	4	3	9.9	10.3	9.5	49
50 Appendicitis (550-553)	-	-	-	0	0	0	2	-	2	2.8	0	6.3	50
51 Intestinal obstruction and hernia (560, 561, 570)	-	-	-	0	0	0	8	7	1	11.4	18.1	3.2	51
52 Gastritis, duodenitis, enteritis and colitis (except diarrhea of the newborn) (543, 571, 572)	5	1	4	16.1	4.5	44.0	2	1	1	2.8	2.6	3.2	52
53 Cirrhosis of liver (581)	-	-	-	0	0	0	11	9	2	15.6	23.3	6.3	53
54 Nephritis and nephrosis (590-594)	6	4	2	19.3	18.2	22.0	8	1	7	11.4	2.6	22.1	54
55 Hyperplasia of prostate (610)	1	1	-	3.2	4.5	0	1	1	-	1.4	2.6	0	55
56 Complications of pregnancy, childbirth and the puerperium (640-652, 670-689)	-	-	-	0	0	0	-	-	-	0	0	0	56
57 Congenital malformations (750-759)	7	5	2	22.5	22.7	22.0	8	5	3	11.4	12.9	9.5	57
58 Birth injuries, postnatal asphyxia and atelectasis (760-762)	6	3	3	19.3	13.6	33.0	12	6	6	17.0	15.5	18.9	58
59 Infection of the newborn (763-768)	-	-	-	0	0	0	5	1	4	7.1	2.6	12.6	59
60 Other diseases peculiar to early infancy, and immaturity unqualified (769-776)	11	7	4	35.4	31.8	44.0	20	12	8	28.4	31.0	25.2	60
61 Senility, without mention of psychosis (794)	1	-	1	3.2	0	11.0	4	1	3	5.7	2.6	9.5	61
62 Ill-defined and unknown causes (780-793, 795)	12	6	6	38.6	27.3	65.9	4	1	3	5.7	2.6	9.5	62
63 Motor vehicle accidents (E810-E835)	8	4	4	25.7	18.2	44.0	19	14	5	27.0	36.2	15.8	63
64 All other accidents (E800-E802, E840-E962)	11	4	7	35.4	18.2	76.9	34	20	14	48.3	51.7	44.2	64
65 Suicide (E963, E970-E979)	2	1	1	6.4	4.5	11.0	13	12	1	18.5	31.0	3.2	65
66 Homicide (E964, E980-E985)	5	-	5	16.1	0	54.9	13	4	9	18.5	10.3	28.4	66
67 All other diseases (residual)	26	11	15	83.6	50.0	164.8	89	58	31	126.4	149.9	97.8	67

TABLE XIV-B VITAL STATISTICS, BY CITY, BY RACE, GEORGIA, 1961  
POPULATION 10,000 - 74,999

ITEM	BAINBRIDGE						BRUNSWICK					
	Number			Rate or Ratio *			Number			Rate or Ratio *		
	Total	White	Non-White	Total	White	Non-White	Total	White	Non-White	Total	White	Non-White
1 Estimated population as of July 1	12,900	7,900	5,000				22,300	13,200	9,100			
<b>LIVE BIRTHS</b>												
2 Total	258	142	116	20.0	18.0	23.2	634	370	264	28.4	28.0	29.0
3 Delivered in hospital	220	142	78	85.3%	100.0%	67.2%	557	367	190	87.9%	99.2%	72.0%
4 Delivered in home by physician	2	-	2	0.8%	0%	1.7%	3	1	2	0.5%	0.3%	0.8%
5 Delivered in home by midwife	36	-	36	14.0%	0%	31.0%	74	2	72	11.7%	0.5%	27.3%
6 Other deliveries	-	-	-	0%	0%	0%	-	-	-	0%	0%	0%
7 Immature births	18	4	14	69.8	28.2	120.7	69	29	40	108.8	78.4	151.5
8 Live births to unwed mothers	27	2	25	104.7	14.1	215.5	68	7	61	107.3	18.9	231.1
<b>FETAL DEATHS</b>												
9 Total	5	3	2	19.4	21.1	17.2	19	9	10	30.0	24.3	37.9
10 Under 20 weeks gestation	-	-	-	0	0	0	6	4	2	9.5	10.8	7.6
11 20-27 weeks gestation	1	-	1	3.9	0	8.6	4	2	2	6.3	5.4	7.6
12 28 weeks and more	4	3	1	15.5	21.1	8.6	9	3	6	14.2	8.1	22.7
13 Unknown length of gestation	-	-	-	0	0	0	-	-	-	0	0	0
<b>DEATHS</b>												
14 Total, all ages	120	60	60	930.2	759.5	1200.0	216	109	107	968.6	825.8	1175.8
15 Under 1 year	3	-	3	11.6	0	25.9	15	2	13	23.7	5.4	49.2
16 Under 28 days	-	-	-	0	0	0	14	2	12	22.1	5.4	45.5
17 Deaths from immaturity	-	-	-	0	0	0	1	1	-	1.6	2.7	0
18 1-4 years **	-	-	-	-	-	-	4	2	2	-	-	-
19 Maternal deaths	-	-	-	0	0	0	-	-	-	0	0	0
<b>CAUSE OF DEATH</b>												
20 Tuberculosis, all forms (001-019)	-	-	-	0	0	0	1	-	1	4.5	0	11.0
21 Syphilis and its sequelae (020-029)	-	-	-	0	0	0	-	-	-	0	0	0
22 Typhoid fever (040)	-	-	-	0	0	0	-	-	-	0	0	0
23 Dysentery, all forms (045-048)	-	-	-	0	0	0	-	-	-	0	0	0
24 Scarlet fever (050)	-	-	-	0	0	0	-	-	-	0	0	0
25 Streptococcal sore throat (051)	1	-	1	7.8	0	20.0	-	-	-	0	0	0
26 Diphtheria (055)	-	-	-	0	0	0	-	-	-	0	0	0
27 Whooping cough (056)	-	-	-	0	0	0	-	-	-	0	0	0
28 Meningococcal infections (057)	-	-	-	0	0	0	-	-	-	0	0	0
29 Acute poliomyelitis (080)	-	-	-	0	0	0	-	-	-	0	0	0
30 Acute infectious encephalitis (082)	-	-	-	0	0	0	-	-	-	0	0	0
31 Smallpox (084)	-	-	-	0	0	0	-	-	-	0	0	0
32 Measles (085)	-	-	-	0	0	0	-	-	-	0	0	0
33 Typhus and other rickettsial diseases (100-103, 105-108)	-	-	-	0	0	0	-	-	-	0	0	0
34 Rocky Mountain spotted fever (104)	-	-	-	0	0	0	-	-	-	0	0	0
35 Malaria (110-117)	-	-	-	0	0	0	-	-	-	0	0	0
36 All other diseases classified as infective and parasitic (030-039, 041-044, 049, 052-054, 059-074, 081, 083, 086-096, 120-138)	2	2	-	15.5	25.3	0	-	-	-	0	0	0
37 Malignant neoplasms, including neoplasms of lymphatic and haematopoietic tissues (140-205)	16	9	7	124.0	113.9	140.0	27	16	11	121.1	121.2	120.9
38 Benign and unspecified neoplasms (210-239)	-	-	-	0	0	0	-	-	-	0	0	0
39 Diabetes mellitus (260)	3	1	2	23.3	12.7	40.0	5	4	1	22.4	30.3	11.0
40 Pellagra (281)	-	-	-	0	0	0	-	-	-	0	0	0
41 Anemias (290-293)	-	-	-	0	0	0	1	-	1	4.5	0	11.0
42 Vascular lesions affecting central nervous system (330-334)	18	10	8	139.5	126.6	160.0	44	20	24	197.3	151.5	263.7
43 Nonmeningococcal meningitis (340)	-	-	-	0	0	0	1	1	-	4.5	7.6	0
44 Rheumatic fever (400-402)	-	-	-	0	0	0	-	-	-	0	0	0
45 Heart diseases (410-443)	43	21	22	333.3	265.8	440.0	71	41	30	318.4	310.6	329.7
46 Hypertension without mention of heart (444-447)	3	-	3	23.3	0	60.0	1	-	1	4.5	0	11.0
47 Influenza and pneumonia (480-483, 490-493)	5	1	4	38.8	12.7	80.0	11	3	8	49.3	22.7	87.9
48 Bronchitis (500-502)	-	-	-	0	0	0	-	-	-	0	0	0
49 Ulcer of stomach and duodenum (540, 541)	-	-	-	0	0	0	3	3	-	13.5	22.7	0
50 Appendicitis (550-553)	-	-	-	0	0	0	-	-	-	0	0	0
51 Intestinal obstruction and hernia (560, 561, 570)	-	-	-	0	0	0	2	-	2	9.0	0	22.0
52 Gastritis, duodenitis, enteritis and colitis (except diarrhea of the newborn) (543, 571, 572)	1	1	-	7.8	12.7	0	-	-	-	0	0	0
53 Cirrhosis of liver (581)	2	2	-	15.5	25.3	0	-	-	-	0	0	0
54 Nephritis and nephrosis (590-594)	2	1	1	15.5	12.7	20.0	2	1	1	9.0	7.6	11.0
55 Hyperplasia of prostate (610)	-	-	-	0	0	0	1	-	1	4.5	0	11.0
56 Complications of pregnancy, childbirth and the puerperium (640-652, 670-689)	-	-	-	0	0	0	-	-	-	0	0	0
57 Congenital malformations (750-759)	-	-	-	0	0	0	1	1	-	4.5	7.6	0
58 Birth injuries, postnatal asphyxia and atelectasis (760-762)	-	-	-	0	0	0	4	-	4	17.9	0	44.0
59 Infection of the newborn (763-768)	-	-	-	0	0	0	3	-	3	13.5	0	33.0
60 Other diseases peculiar to early infancy, and immaturity unqualified (769-774)	1	-	1	7.8	0	20.0	6	2	4	26.9	15.2	44.0
61 Senility, without mention of psychosis (794)	-	-	-	0	0	0	-	-	-	0	0	0
62 Ill-defined and unknown causes (780-793, 795)	-	-	-	0	0	0	2	-	2	9.0	0	22.0
63 Motor vehicle accidents (E810-E835)	5	1	4	38.8	12.7	80.0	4	3	1	17.9	22.7	11.0
64 All other accidents (E800-E802, E840-E862)	5	4	1	38.8	50.6	20.0	7	3	4	31.4	22.7	44.0
65 Suicide (E963, E970-E979)	2	1	1	15.5	12.7	20.0	2	2	-	9.0	15.2	0
66 Homicide (E964, E980-E985)	-	-	-	0	0	0	3	1	2	13.5	7.6	22.0
67 All other diseases (residual)	11	6	5	85.3	75.9	100.0	14	8	6	62.8	60.6	65.9



TABLE XIV-B VITAL STATISTICS, BY CITY, BY RACE, GEORGIA, 1961  
POPULATION 10,000-74,999

ITEM	CARROLLTON						COLLEGE PARK						
	Number			Rate or Ratio *			Number			Rate or Ratio *			
	Total	White	Non-White	Total	White	Non-White	Total	White	Non-White	Total	White	Non-White	
1 Estimated population as of July 1	11,100	8,600	2,500				24,100	20,100	4,000				1
<b>LIVE BIRTHS</b>													
2 Total	215	155	60	19.4	18.0	24.0	689	516	173	28.6	25.7	43.3	2
3 Delivered in hospital	204	153	51	94.9%	98.7%	85.0%	678	514	164	98.4%	99.6%	94.8%	3
4 Delivered in home by physician	-	-	-	0%	0%	0%	11	2	9	1.6%	0.4%	5.2%	4
5 Delivered in home by midwife	11	2	9	5.1%	1.3%	15.0%	-	-	-	0%	0%	0%	5
6 Other deliveries	-	-	-	0%	0%	0%	-	-	-	0%	0%	0%	6
7 Immature births	16	6	10	74.4	38.7	166.7	61	29	32	88.5	56.2	185.0	7
8 Live births to unwed mothers	6	2	4	27.9	12.9	66.7	68	9	59	98.7	17.4	341.0	8
<b>FETAL DEATHS</b>													
9 Total	20	15	5	93.0	96.8	83.3	18	16	2	26.1	31.0	11.6	9
10 Under 20 weeks gestation	14	11	3	65.1	71.0	50.0	5	5	-	7.3	9.7	0	10
11 20-27 weeks gestation	3	3	-	14.0	19.4	0	5	3	2	7.3	5.8	11.6	11
12 28 weeks and more	3	1	2	14.0	6.5	33.3	8	8	-	11.6	15.5	0	12
13 Unknown length of gestation	-	-	-	0	0	0	-	-	-	0	0	0	13
<b>DEATHS</b>													
14 Total, all ages	103	73	30	927.9	848.8	1200.0	136	98	38	564.3	487.6	950.0	14
15 Under 1 year	7	5	2	32.6	32.3	33.3	14	8	6	20.3	15.5	34.7	15
16 Under 28 days	5	5	-	23.3	32.3	0	9	6	3	13.1	11.6	17.3	16
17 Deaths from immaturity	1	1	-	4.7	6.5	0	1	1	-	1.5	1.9	0	17
18 1-4 years **	1	-	1	-	-	-	3	2	1	-	-	-	18
19 Maternal deaths	-	-	-	0	0	0	-	-	-	0	0	0	19
<b>CAUSE OF DEATH</b>													
20 Tuberculosis, all forms (001-019)	-	-	-	0	0	0	-	-	-	0	0	0	20
21 Syphilis and its sequelae (020-029)	-	-	-	0	0	0	2	1	1	8.3	5.0	25.0	21
22 Typhoid fever (040)	-	-	-	0	0	0	-	-	-	0	0	0	22
23 Dysentery, all forms (045-048)	-	-	-	0	0	0	-	-	-	0	0	0	23
24 Scarlet fever (050)	-	-	-	0	0	0	-	-	-	0	0	0	24
25 Streptococcal sore throat (051)	-	-	-	0	0	0	-	-	-	0	0	0	25
26 Diphtheria (055)	-	-	-	0	0	0	-	-	-	0	0	0	26
27 Whooping cough (056)	-	-	-	0	0	0	-	-	-	0	0	0	27
28 Meningococcal infections (057)	-	-	-	0	0	0	-	-	-	0	0	0	28
29 Acute poliomyelitis (080)	-	-	-	0	0	0	-	-	-	0	0	0	29
30 Acute infectious encephalitis (082)	-	-	-	0	0	0	-	-	-	0	0	0	30
31 Smallpox (084)	-	-	-	0	0	0	-	-	-	0	0	0	31
32 Measles (085)	-	-	-	0	0	0	-	-	-	0	0	0	32
33 Typhus and other rickettsial diseases (100-103, 105-108)	-	-	-	0	0	0	-	-	-	0	0	0	33
34 Rocky Mountain spotted fever (104)	-	-	-	0	0	0	-	-	-	0	0	0	34
35 Malaria (110-117)	-	-	-	0	0	0	-	-	-	0	0	0	35
36 All other diseases classified as infective and parasitic (030-039, 041-044, 049, 052-054, 059-074, 081, 083, 086-096, 120-138)	1	1	-	9.0	11.6	0	-	-	-	0	0	0	36
37 Malignant neoplasms, including neoplasms of lymphatic and hematopoietic tissues (140-205)	10	9	1	90.1	104.7	40.0	19	13	6	78.8	64.7	150.0	37
38 Benign and unspecified neoplasms (210-239)	-	-	-	0	0	0	-	-	-	0	0	0	38
39 Diabetes mellitus (260)	-	-	-	0	0	0	2	2	-	8.3	10.0	0	39
40 Pellagra (281)	-	-	-	0	0	0	-	-	-	0	0	0	40
41 Anemias (290-293)	-	-	-	0	0	0	-	-	-	0	0	0	41
42 Vascular lesions affecting central nervous system (330-334)	14	8	6	126.1	93.0	240.0	9	6	3	37.3	29.9	75.0	42
43 Nonmeningococcal meningitis (340)	1	1	-	9.0	11.6	0	-	-	-	0	0	0	43
44 Rheumatic fever (400-402)	-	-	-	0	0	0	-	-	-	0	0	0	44
45 Heart diseases (410-443)	36	28	8	324.3	325.6	320.0	50	40	10	207.5	199.0	250.0	45
46 Hypertension without mention of heart (444-447)	-	-	-	0	0	0	-	-	-	0	0	0	46
47 Influenza and pneumonia (480-483, 490-493)	6	5	1	54.1	58.1	40.0	6	2	4	24.9	10.0	100.0	47
48 Bronchitis (500-502)	1	-	1	9.0	0	40.0	-	-	-	0	0	0	48
49 Ulcer of stomach and duodenum (540, 541)	-	-	-	0	0	0	-	-	-	0	0	0	49
50 Appendicitis (550-553)	-	-	-	0	0	0	-	-	-	0	0	0	50
51 Intestinal obstruction and hernia (560, 561, 570)	-	-	-	0	0	0	2	2	-	8.3	10.0	0	51
52 Gastritis, duodenitis, enteritis and colitis (except diarrhea of the newborn) (543, 571, 572)	1	1	-	9.0	11.6	0	1	-	1	4.1	0	25.0	52
53 Cirrhosis of liver (581)	-	-	-	0	0	0	2	2	-	8.3	10.0	0	53
54 Nephritis and nephrosis (590-594)	2	-	2	18.0	0	80.0	2	-	2	8.3	0	50.0	54
55 Hyperplasia of prostate (610)	-	-	-	0	0	0	-	-	-	0	0	0	55
56 Complications of pregnancy, childbirth and the puerperium (640-652, 670-689)	-	-	-	0	0	0	-	-	-	0	0	0	56
57 Congenital malformations (750-759)	2	2	-	18.0	23.3	0	4	3	1	16.6	14.9	25.0	57
58 Birth injuries, postnatal asphyxia and atelectasis (760-762)	1	1	-	9.0	11.6	0	2	1	1	8.3	5.0	25.0	58
59 Infection of the newborn (763-768)	-	-	-	0	0	0	2	2	-	8.3	10.0	0	59
60 Other diseases peculiar to early infancy, and immaturity unqualified (769-776)	2	2	-	18.0	23.3	0	3	2	1	12.4	10.0	25.0	60
61 Senility, without mention of psychosis (794)	2	2	-	18.0	23.3	0	-	-	-	0	0	0	61
62 Ill-defined and unknown causes (780-793, 795)	1	-	1	9.0	0	40.0	-	-	-	0	0	0	62
63 Motor vehicle accidents (E810-E835)	2	1	1	18.0	11.6	40.0	4	3	1	16.6	14.9	25.0	63
64 All other accidents (E800-E802, E840-E862)	8	6	2	72.1	69.8	80.0	8	4	4	33.2	19.9	100.0	64
65 Suicide (E963, E970-E979)	-	-	-	0	0	0	4	4	-	16.6	19.9	0	65
66 Homicide (E964, E980-E985)	1	-	1	9.0	0	40.0	1	1	-	4.1	5.0	0	66
67 All other diseases (residual)	12	6	6	108.1	69.8	240.0	13	10	3	53.9	49.8	75.0	67

**TABLE XIV-B VITAL STATISTICS, BY CITY, BY RACE, GEORGIA, 1961**  
**POPULATION 10,000-74,999**

ITEM	CORDELE						DALTON						
	Number			Rate or Ratio *			Number			Rate or Ratio *			
	Total	White	Non-White	Total	White	Non-White	Total	White	Non-White	Total	White	Non-White	
1 Estimated population as of July 1	10,700	5,300	5,400				18,200	16,400	1,800				1
<b>LIVE BIRTHS</b>													
2 Total	303	132	171	28.3	24.9	31.7	544	502	42	29.9	30.6	23.3	2
3 Delivered in hospital	193	131	62	63.7%	99.2%	36.3%	539	501	38	99.1%	99.8%	90.5%	3
4 Delivered in home by physician	1	—	1	0.3%	0%	0.6%	5	1	4	0.9%	0.2%	9.5%	4
5 Delivered in home by midwife	109	1	108	36.0%	0.8%	63.2%	—	—	—	0%	0%	0%	5
6 Other deliveries	—	—	—	0%	0%	0%	—	—	—	0%	0%	0%	6
7 Immature births	24	11	13	79.2	83.3	76.0	56	47	9	102.9	93.6	214.3	7
8 Live births to unwed mothers	66	3	63	217.8	22.7	368.4	22	10	12	40.4	19.9	285.7	8
<b>FETAL DEATHS</b>													
9 Total	10	2	8	33.0	15.2	46.8	31	29	2	57.0	57.8	47.6	9
10 Under 20 weeks gestation	6	1	5	19.8	7.6	29.2	18	17	1	33.1	33.9	23.8	10
11 20-27 weeks gestation	—	—	—	0	0	0	3	3	—	5.5	6.0	0	11
12 28 weeks and more	3	1	2	9.9	7.6	11.7	5	4	1	9.2	8.0	23.8	12
13 Unknown length of gestation	1	—	1	3.3	0	5.8	5	5	—	9.2	10.0	0	13
<b>DEATHS</b>													
14 Total, all ages	125	45	80	168.2	849.1	1481.5	154	126	28	846.2	768.3	1555.6	14
15 Under 1 year	7	3	4	23.1	22.7	23.4	14	10	4	25.7	19.9	95.2	15
16 Under 28 days	3	2	1	9.9	15.2	5.8	12	8	4	22.1	15.9	95.2	16
17 Deaths from immaturity	—	—	—	0	0	0	4	3	1	7.4	6.0	23.8	17
18 1-4 years **	1	—	1	—	—	—	2	2	—	—	—	—	18
19 Maternal deaths	—	—	—	0	0	0	—	—	—	0	0	0	19
<b>CAUSE OF DEATH</b>													
20 Tuberculosis, all forms (001-019)	2	1	1	18.7	18.9	18.5	—	—	—	0	0	0	20
21 Syphilis and its sequelae (020-029)	—	—	—	0	0	0	—	—	—	0	0	0	21
22 Typhoid fever (040)	—	—	—	0	0	0	—	—	—	0	0	0	22
23 Dysentery, all forms (045-048)	1	—	1	9.3	—	18.5	—	—	—	0	0	0	23
24 Scarlet fever (050)	—	—	—	0	0	0	—	—	—	0	0	0	24
25 Streptococcal sore throat (051)	—	—	—	0	0	0	—	—	—	0	0	0	25
26 Diphtheria (055)	—	—	—	0	0	0	—	—	—	0	0	0	26
27 Whooping cough (056)	—	—	—	0	0	0	—	—	—	0	0	0	27
28 Meningococcal infections (057)	—	—	—	0	0	0	—	—	—	0	0	0	28
29 Acute poliomyelitis (080)	—	—	—	0	0	0	—	—	—	0	0	0	29
30 Acute infectious encephalitis (082)	—	—	—	0	0	0	—	—	—	0	0	0	30
31 Smallpox (084)	—	—	—	0	0	0	—	—	—	0	0	0	31
32 Measles (085)	—	—	—	0	0	0	—	—	—	0	0	0	32
33 Typhus and other rickettsial diseases (100-103, 105-108)	—	—	—	0	0	0	—	—	—	0	0	0	33
34 Rocky Mountain spotted fever (104)	—	—	—	0	0	0	—	—	—	0	0	0	34
35 Malaria (110-117)	—	—	—	0	0	0	—	—	—	0	0	0	35
36 All other diseases classified as infective and parasitic (030-039, 041-044, 049, 052-054, 059-074, 081, 083, 086-096, 120-138)	1	1	—	9.3	18.9	0	1	—	1	5.5	0	55.6	36
37 Malignant neoplasms, including neoplasms of lymphatic and haemotopoietic tissues (140-205)	25	9	16	233.6	169.8	296.3	21	18	3	115.4	109.8	166.7	37
38 Benign and unspecified neoplasms (210-239)	—	—	—	0	0	0	1	1	—	5.5	6.1	0	38
39 Diabetes mellitus (260)	—	—	—	0	0	0	5	3	2	27.5	18.3	111.1	39
40 Pellagra (281)	—	—	—	0	0	0	—	—	—	0	0	0	40
41 Anemias (290-293)	—	—	—	0	0	0	—	—	—	0	0	0	41
42 Vascular lesions affecting central nervous system (330-334)	22	6	16	205.6	113.2	296.3	28	23	5	153.8	140.2	277.8	42
43 Nonmeningococcal meningitis (340)	—	—	—	0	0	0	—	—	—	0	0	0	43
44 Rheumatic fever (400-402)	—	—	—	0	0	0	—	—	—	0	0	0	44
45 Heart diseases (410-443)	42	17	25	392.5	320.8	463.0	45	39	6	247.3	237.8	333.3	45
46 Hypertension without mention of heart (444-447)	3	—	3	28.0	0	55.6	2	2	—	11.0	12.2	0	46
47 Influenza and pneumonia (480-483, 490-493)	5	2	3	46.7	37.7	55.6	6	5	1	33.0	30.5	55.6	47
48 Bronchitis (500-502)	—	—	—	0	0	0	—	—	—	0	0	0	48
49 Ulcer of stomach and duodenum (540, 541)	—	—	—	0	0	0	1	—	1	5.5	0	55.6	49
50 Appendicitis (550-553)	—	—	—	0	0	0	—	—	—	0	0	0	50
51 Intestinal obstruction and hernia (560, 561, 570)	1	—	1	9.3	0	18.5	1	1	—	5.5	6.1	0	51
52 Gastritis, duodenitis, enteritis and colitis (except diarrhea of the newborn) (543, 571, 572)	—	—	—	0	0	0	1	1	—	5.5	6.1	0	52
53 Cirrhosis of liver (581)	1	1	—	9.3	18.9	0	1	1	—	5.5	6.1	0	53
54 Nephritis and nephrosis (590-594)	—	—	—	0	0	0	3	3	—	16.5	18.3	0	54
55 Hyperplasia of prostate (610)	—	—	—	0	0	0	—	—	—	0	0	0	55
56 Complications of pregnancy, childbirth and the puerperium (640-652, 670-689)	—	—	—	0	0	0	—	—	—	0	0	0	56
57 Congenital malformations (750-759)	1	1	—	9.3	18.9	0	3	3	—	16.5	18.3	0	57
58 Birth injuries, postnatal asphyxia and atelectasis (760-762)	—	—	—	0	0	0	—	—	—	0	0	0	58
59 Infection of the newborn (763-768)	—	—	—	0	0	0	2	1	1	11.0	6.1	55.6	59
60 Other diseases peculiar to early infancy, and immaturity unqualified (769-776)	4	2	2	37.4	37.7	37.0	9	6	3	49.5	36.6	166.7	60
61 Senility, without mention of psychosis (794)	—	—	—	0	0	0	1	—	1	5.5	0	55.6	61
62 Ill-defined and unknown causes (780-793, 795)	1	—	1	9.3	0	18.5	1	1	—	5.5	6.1	0	62
63 Motor vehicle accidents (E810-E835)	3	1	2	28.0	18.9	37.0	3	2	1	16.5	12.2	55.6	63
64 All other accidents (E800-E802, E840-E962)	3	2	1	28.0	37.7	18.5	5	4	1	27.5	24.4	55.6	64
65 Suicide (E963, E970-E979)	—	—	—	0	0	0	3	3	—	16.5	18.3	0	65
66 Homicide (E964, E980-E985)	1	—	1	9.3	0	18.5	2	1	1	11.0	6.1	55.6	66
67 All other diseases (residual)	9	2	7	84.1	37.7	129.6	9	7	1	49.5	48.8	55.6	67

TABLEXIV-B VITAL STATISTICS, BY CITY, BY RACE, GEORGIA, 1961  
POPULATION 100,000 - 74,999

ITEM	DECATUR						DUBLIN					
	Number			Rate or Ratio *			Number			Rate or Ratio *		
	Total	White	Non-White	Total	White	Non-White	Total	White	Non-White	Total	White	Non-White
1 Estimated population as of July 1	23,100	19,900	3,200				14,100	8,700	5,400			
<b>LIVE BIRTHS</b>												
2 Total	950	833	117	41.1	41.9	36.6	407	231	176	28.9	26.6	32.6
3 Delivered in hospital	948	832	116	99.8%	99.9%	13.9%	345	230	115	84.8%	99.6%	65.3%
4 Delivered in home by physician	2	1	1	0.2%	0.1%	0.1%	3	1	2	0.7%	0.4%	1.1%
5 Delivered in home by midwife	-	-	-	0%	0%	0%	56	-	56	13.8%	0%	31.8%
6 Other deliveries	-	-	-	0%	0%	0%	3	-	3	0.7%	0%	1.7%
7 Immature births	64	42	22	67.4	50.4	26.4	33	14	19	81.1	60.6	108.0
8 Live births to unwed mothers	48	16	32	50.5	19.2	38.4	56	2	54	137.6	8.7	306.8
<b>FETAL DEATHS</b>												
9 Total	46	43	3	48.4	51.6	3.6	13	2	11	31.9	8.7	62.5
10 Under 20 weeks gestation	29	28	1	30.5	33.6	1.2	1	-	1	2.5	0	5.7
11 20-27 weeks gestation	5	5	-	5.3	6.0	0	7	1	6	17.2	4.3	34.1
12 28 weeks and more	12	10	2	12.6	12.0	2.4	5	1	4	12.3	4.3	22.7
13 Unknown length of gestation	-	-	-	0	0	0	-	-	-	0	0	0
<b>DEATHS</b>												
14 Total, all ages	302	266	36	1307.4	1336.7	1125.0	135	66	69	957.4	758.6	1277.8
15 Under 1 year	10	7	3	10.5	8.4	3.6	18	2	16	44.2	8.7	90.9
16 Under 28 days	9	7	2	9.5	8.4	2.4	9	2	7	22.1	8.7	39.8
17 Deaths from immaturity	1	1	-	1.1	1.2	0	5	1	4	12.3	4.3	22.7
18 1-4 years * *	1	1	-	-	-	-	-	-	-	-	-	-
19 Maternal deaths	1	1	-	10.5	12.0	0	-	-	-	0	0	0
<b>CAUSE OF DEATH</b>												
20 Tuberculosis, all forms (001-019)	3	2	1	13.0	10.1	31.3	-	-	-	0	0	0
21 Syphilis and its sequelae (020-029)	-	-	-	0	0	0	-	-	-	0	0	0
22 Typhoid fever (040)	-	-	-	0	0	0	-	-	-	0	0	0
23 Dysentery, all forms (045-048)	-	-	-	0	0	0	1	-	1	7.1	0	18.5
24 Scarlet fever (050)	-	-	-	0	0	0	-	-	-	0	0	0
25 Streptococcal sore throat (051)	-	-	-	0	0	0	-	-	-	0	0	0
26 Diphtheria (055)	-	-	-	0	0	0	-	-	-	0	0	0
27 Whooping cough (056)	-	-	-	0	0	0	-	-	-	0	0	0
28 Meningococcal infections (057)	-	-	-	0	0	0	-	-	-	0	0	0
29 Acute poliomyelitis (080)	-	-	-	0	0	0	-	-	-	0	0	0
30 Acute infectious encephalitis (082)	-	-	-	0	0	0	-	-	-	0	0	0
31 Smallpox (084)	-	-	-	0	0	0	-	-	-	0	0	0
32 Measles (085)	-	-	-	0	0	0	-	-	-	0	0	0
33 Typhus and other rickettsial diseases (100-103, 105-108)	-	-	-	0	0	0	-	-	-	0	0	0
34 Rocky Mountain spotted fever (104)	-	-	-	0	0	0	-	-	-	0	0	0
35 Malaria (110-117)	-	-	-	0	0	0	-	-	-	0	0	0
36 All other diseases classified as infective and parasitic (030-039, 041-044, 049, 052-054, 059-074, 081, 083, 086-096, 120-138)	-	-	-	0	0	0	-	-	-	0	0	0
37 Malignant neoplasms, including neoplasms of lymphatic and haematopoietic tissues (140-205)	51	43	8	220.8	216.1	250.0	16	9	7	113.5	103.4	129.6
38 Benign and unspecified neoplasms (210-239)	-	-	-	0	0	0	1	1	-	7.1	11.5	0
39 Diabetes mellitus (260)	1	1	-	4.3	5.0	0	-	-	-	0	0	0
40 Pellagra (281)	-	-	-	0	0	0	-	-	-	0	0	0
41 Anemias (290-293)	2	2	-	8.7	10.1	0	-	-	-	0	0	0
42 Vascular lesions affecting central nervous system (330-334)	40	36	4	173.2	180.9	125.0	8	3	5	56.7	34.5	92.6
43 Nonmeningococcal meningitis (340)	-	-	-	0	0	0	-	-	-	0	0	0
44 Rheumatic fever (400-402)	-	-	-	0	0	0	-	-	-	0	0	0
45 Heart diseases (410-443)	128	118	10	554.1	593.0	312.5	59	36	23	418.4	413.8	425.9
46 Hypertension without mention of heart (444-447)	-	-	-	0	0	0	1	-	1	7.1	0	18.5
47 Influenza and pneumonia (480-483, 490-493)	3	2	1	13.0	10.1	31.3	4	1	3	28.4	11.5	55.6
48 Bronchitis (500-502)	1	1	-	4.3	5.0	0	-	-	-	0	0	0
49 Ulcer of stomach and duodenum (540, 541)	3	3	-	13.0	15.1	0	1	1	-	7.1	11.5	0
50 Appendicitis (550-553)	-	-	-	0	0	0	-	-	-	0	0	0
51 Intestinal obstruction and hernia (560, 561, 570)	3	3	-	13.0	15.1	0	1	-	1	7.1	0	18.5
52 Gastritis, duodenitis, enteritis and colitis (except diarrhea of the newborn) (543, 571, 572)	1	1	-	4.3	5.0	0	3	2	1	21.3	23.0	18.5
53 Cirrhosis of liver (581)	6	5	1	26.0	25.1	31.3	-	-	-	0	0	0
54 Nephritis and nephrosis (590-594)	2	1	1	8.7	5.0	31.3	3	-	3	21.3	0	55.6
55 Hyperplasia of prostate (610)	1	1	-	4.3	5.0	0	-	-	-	0	0	0
56 Complications of pregnancy, childbirth and the puerperium (640-652, 670-689)	1	1	-	4.3	5.0	0	-	-	-	0	0	0
57 Congenital malformations (750-759)	3	3	-	13.0	15.1	0	-	-	-	0	0	0
58 Birth injuries, postnatal asphyxia and atelectasis (760-762)	6	5	1	26.0	25.1	31.3	2	1	1	14.2	11.5	18.5
59 Infection of the newborn (763-768)	1	1	-	4.3	5.0	0	-	-	-	0	0	0
60 Other diseases peculiar to early infancy, and immaturity unqualified (769-776)	1	1	-	4.3	5.0	0	8	1	7	56.7	11.5	129.6
61 Senility, without mention of psychosis (794)	-	-	-	0	0	0	-	-	-	0	0	0
62 Ill-defined and unknown causes (780-793, 795)	-	-	-	0	0	0	2	-	2	14.2	0	37.0
63 Motor vehicle accidents (E810-E835)	6	5	1	26.0	25.1	31.3	3	3	-	21.3	34.5	0
64 All other accidents (E800-E802, E840-E962)	8	6	2	34.6	30.2	62.5	6	2	4	42.6	23.0	74.1
65 Suicide (E963, E970-E979)	4	4	-	17.3	20.1	0	1	1	-	7.1	11.5	0
66 Homicide (E964, E980-E985)	1	-	1	4.3	0	31.3	5	-	5	35.5	0	92.6
67 All other diseases (residual)	26	21	5	112.6	105.5	156.3	10	5	5	70.9	57.5	92.6

TABLEXIV-B VITAL STATISTICS, BY CITY, BY RACE, GEORGIA, 1961  
POPULATION 10,000-74,999

ITEM	EAST POINT						FOREST PARK					
	Number			Rate or Ratio *			Number			Rate or Ratio *		
	Total	White	Non-White	Total	White	Non-White	Total	White	Non-White	Total	White	Non-White
1 Estimated population as of July 1	36,000	31,200	4,800				14,600	13,300	1,300			
<b>LIVE BIRTHS</b>												
2 Total	904	761	143	25.1	24.4	29.8	477	441	36	32.7	33.2	27.7
3 Delivered in hospital	895	759	136	99.0%	99.7%	95.1%	471	440	31	98.7%	99.8%	86.1%
4 Delivered in home by physician	8	1	7	0.9%	0.1%	4.9%	3	1	2	0.6%	0.2%	5.6%
5 Delivered in home by midwife	-	-	-	0%	0%	0%	3	-	3	0.6%	0%	8.3%
6 Other deliveries	1	1	-	0.1%	0.1%	0%	-	-	-	0%	0%	0%
7 Immature births	72	54	18	79.6	71.0	125.9	39	33	6	81.8	74.8	166.7
8 Live births to unwed mothers	56	12	44	61.9	15.8	307.7	17	6	11	35.6	13.6	305.6
<b>FETAL DEATHS</b>												
9 Total	18	13	5	19.9	17.1	35.0	25	24	1	52.4	54.4	27.8
10 Under 20 weeks gestation	5	5	-	5.5	6.6	0	19	19	-	39.8	43.1	0
11 20-27 weeks gestation	4	2	2	4.4	2.6	14.0	1	1	-	2.1	2.3	0
12 28 weeks and more	8	5	3	8.8	6.6	21.0	4	3	1	8.4	6.8	27.8
13 Unknown length of gestation	1	1	-	1.1	1.3	0	1	1	-	2.1	2.3	0
<b>DEATHS</b>												
14 Total, all ages	257	213	44	713.9	682.7	916.7	61	48	13	417.8	360.9	1000.0
15 Under 1 year	27	21	6	29.9	27.6	42.0	6	4	2	12.6	9.1	55.6
16 Under 28 days	18	14	4	19.9	18.4	28.0	5	4	1	10.5	9.1	27.8
17 Deaths from immaturity	1	1	-	1.1	1.3	0	1	1	-	2.1	2.3	0
18 1-4 years **	2	-	2	-	-	-	2	2	-	-	-	-
19 Maternal deaths	1	-	1	11.1	0	69.9	-	-	-	0	0	0
<b>CAUSE OF DEATH</b>												
20 Tuberculosis, all forms (001-019)	-	-	-	0	0	0	-	-	-	0	0	0
21 Syphilis and its sequelae (020-029)	1	-	1	2.8	0	20.8	-	-	-	0	0	0
22 Typhoid fever (040)	-	-	-	0	0	0	-	-	-	0	0	0
23 Dysentery, all forms (045-048)	-	-	-	0	0	0	-	-	-	0	0	0
24 Scarlet fever (050)	-	-	-	0	0	0	-	-	-	0	0	0
25 Streptococcal sore throat (051)	-	-	-	0	0	0	-	-	-	0	0	0
26 Diphtheria (055)	-	-	-	0	0	0	-	-	-	0	0	0
27 Whooping cough (056)	-	-	-	0	0	0	-	-	-	0	0	0
28 Meningococcal infections (057)	-	-	-	0	0	0	-	-	-	0	0	0
29 Acute poliomyelitis (080)	-	-	-	0	0	0	-	-	-	0	0	0
30 Acute infectious encephalitis (082)	-	-	-	0	0	0	-	-	-	0	0	0
31 Smallpox (084)	-	-	-	0	0	0	-	-	-	0	0	0
32 Measles (085)	-	-	-	0	0	0	-	-	-	0	0	0
33 Typhus and other rickettsial diseases (100-103, 105-108)	-	-	-	0	0	0	-	-	-	0	0	0
34 Rocky Mountain spotted fever (104)	-	-	-	0	0	0	-	-	-	0	0	0
35 Malaria (110-117)	-	-	-	0	0	0	-	-	-	0	0	0
36 All other diseases classified as infective and parasitic (030-039, 041-044, 049, 052-054, 059-074, 081, 083, 086-096, 120-138)	-	-	-	0	0	0	-	-	-	0	0	0
37 Malignant neoplasms, including neoplasms of lymphatic and haematopoietic tissues (140-205)	57	49	8	158.3	157.1	166.7	8	7	1	54.8	52.6	76.9
38 Benign and unspecified neoplasms (210-239)	2	1	1	5.6	3.2	20.8	1	1	-	6.8	7.5	0
39 Diabetes mellitus (260)	2	1	1	5.6	3.2	20.8	1	-	-	0	0	0
40 Pellagra (281)	-	-	-	0	0	0	-	-	-	0	0	0
41 Anemias (290-293)	-	-	-	0	0	0	1	1	-	6.8	7.5	0
42 Vascular lesions affecting central nervous system (330-334)	24	22	2	66.7	70.5	41.7	4	1	3	27.4	7.5	230.8
43 Nonmeningococcal meningitis (340)	-	-	-	0	0	0	1	1	-	6.8	7.5	0
44 Rheumatic fever (400-402)	-	-	-	0	0	0	-	-	-	0	0	0
45 Heart diseases (410-443)	86	73	13	238.9	234.0	270.8	21	16	5	143.8	120.3	384.6
46 Hypertension without mention of heart (444-447)	1	1	-	2.8	3.2	0	-	-	-	0	0	0
47 Influenza and pneumonia (480-483, 490-493)	4	4	-	11.1	12.8	0	1	-	1	6.8	0	76.9
48 Bronchitis (500-502)	-	-	-	0	0	0	-	-	-	0	0	0
49 Ulcer of stomach and duodenum (540, 541)	1	1	-	2.8	3.2	0	-	-	-	0	0	0
50 Appendicitis (550-553)	-	-	-	0	0	0	-	-	-	0	0	0
51 Intestinal obstruction and hernia (560, 561, 570)	2	1	1	5.6	3.2	20.8	1	-	1	6.8	0	76.9
52 Gastritis, duodenitis, enteritis and colitis (except diarrhea of the newborn) (543, 571, 572)	1	-	1	2.8	0	20.8	1	-	1	6.8	0	76.9
53 Cirrhosis of liver (581)	6	6	-	16.7	19.2	0	-	-	-	0	0	0
54 Nephritis and nephrosis (590-594)	-	-	-	0	0	0	-	-	-	0	0	0
55 Hyperplasia of prostate (610)	-	-	-	0	0	0	-	-	-	0	0	0
56 Complications of pregnancy, childbirth and the puerperium (640-652, 670-689)	1	-	1	2.8	0	20.8	-	-	-	0	0	0
57 Congenital malformations (750-759)	8	8	-	22.2	25.6	0	-	-	-	0	0	0
58 Birth injuries, postnatal asphyxia and atelectasis (760-762)	7	5	2	19.4	16.0	41.7	4	3	1	27.4	22.6	76.9
59 Infection of the newborn (763-768)	2	2	-	5.6	6.4	0	-	-	-	0	0	0
60 Other diseases peculiar to early infancy, and immaturity unqualified (769-776)	3	2	1	8.3	6.4	20.8	1	1	-	6.8	7.5	0
61 Senility, without mention of psychosis (794)	-	-	-	0	0	0	-	-	-	0	0	0
62 Ill-defined and unknown causes (780-793, 795)	4	3	1	11.1	9.6	20.8	-	-	-	0	0	0
63 Motor vehicle accidents (E810-E835)	11	11	-	30.6	35.3	0	3	3	-	20.5	22.6	0
64 All other accidents (E800-E802, E840-E962)	3	2	1	8.3	6.4	20.8	1	1	-	6.8	7.5	0
65 Suicide (E963, E970-E979)	6	6	-	16.7	19.2	0	1	1	-	6.8	7.5	0
66 Homicide (E964, E980-E985)	2	-	2	5.6	0	41.7	1	1	-	6.8	7.5	0
67 All other diseases (residual)	23	15	8	63.9	48.1	166.7	11	11	-	75.3	82.7	0

TABLE XIV-B VITAL STATISTICS, BY CITY, BY RACE, GEORGIA, 1961  
POPULATION 10,000-74,999

ITEM	GAINESVILLE						GRIFFIN						
	Number			Rate or Ratio *			Number			Rate or Ratio *			
	Total	White	Non-White	Total	White	Non-White	Total	White	Non-White	Total	White	Non-White	
1 Estimated population as of July 1	16,800	12,900	3,900				22,100	14,800	7,300				1
<b>LIVE BIRTHS</b>													
2 Total	420	308	112	25.0	23.9	28.7	580	351	229	26.2	23.7	31.4	2
3 Delivered in hospital	418	308	110	99.5%	100.0%	98.2%	495	347	148	85.3%	98.9%	64.6%	3
4 Delivered in home by physician	1	-	1	0.2%	0%	0.9%	7	3	4	1.2%	0.9%	1.7%	4
5 Delivered in home by midwife	1	-	1	0.2%	0%	0.9%	78	1	77	13.4%	0.3%	33.6%	5
6 Other deliveries	-	-	-	0%	0%	0%	-	-	-	0%	0%	0%	6
7 Immature births	42	24	18	100.0	77.9	160.7	59	20	39	101.7	57.0	170.3	7
8 Live births to unwed mothers	30	9	21	71.4	29.2	187.5	68	3	65	117.2	8.5	283.8	8
<b>FETAL DEATHS</b>													
9 Total	13	8	5	31.0	26.0	44.6	50	26	24	86.2	74.1	104.8	9
10 Under 20 weeks gestation	1	-	1	2.4	0	8.9	27	17	10	46.6	48.4	43.7	10
11 20-27 weeks gestation	1	1	-	2.4	3.2	0	4	2	2	6.9	5.7	8.7	11
12 28 weeks and more	11	7	4	26.2	22.7	35.7	13	6	7	22.4	17.1	30.6	12
13 Unknown length of gestation	-	-	-	0	0	0	6	1	5	10.3	2.8	21.8	13
<b>DEATHS</b>													
14 Total, all ages	191	140	51	1136.9	1085.3	1307.7	247	167	80	1117.6	1288.4	1095.9	14
15 Under 1 year	10	6	4	23.8	19.5	35.7	24	10	14	41.4	28.5	61.1	15
16 Under 28 days	3	2	1	7.1	6.5	8.9	16	7	9	27.6	19.9	39.3	16
17 Deaths from immaturity	1	1	-	2.4	3.2	0	6	5	1	10.3	14.2	4.4	17
18 1-4 years **	-	-	-	-	-	-	4	4	-	-	-	-	18
19 Maternal deaths	1	-	1	23.8	0	89.3	-	-	-	0	0	0	19
<b>CAUSE OF DEATH</b>													
20 Tuberculosis, all forms (001-019)	1	-	1	6.0	0	25.6	1	1	-	4.5	6.8	0	20
21 Syphilis and its sequelae (020-029)	-	-	-	0	0	0	-	-	-	0	0	0	21
22 Typhoid fever (040)	-	-	-	0	0	0	-	-	-	0	0	0	22
23 Dysentery, all forms (045-048)	-	-	-	0	0	0	1	-	1	4.5	0	13.7	23
24 Scarlet fever (050)	-	-	-	0	0	0	-	-	-	0	0	0	24
25 Streptococcal sore throat (051)	-	-	-	0	0	0	-	-	-	0	0	0	25
26 Diphtheria (055)	-	-	-	0	0	0	-	-	-	0	0	0	26
27 Whooping cough (056)	-	-	-	0	0	0	-	-	-	0	0	0	27
28 Meningococcal infections (057)	-	-	-	0	0	0	-	-	-	0	0	0	28
29 Acute poliomyelitis (080)	-	-	-	0	0	0	-	-	-	0	0	0	29
30 Acute infectious encephalitis (082)	-	-	-	0	0	0	-	-	-	0	0	0	30
31 Smallpox (084)	-	-	-	0	0	0	-	-	-	0	0	0	31
32 Measles (085)	-	-	-	0	0	0	-	-	-	0	0	0	32
33 Typhus and other rickettsial diseases (100-103, 105-108)	-	-	-	0	0	0	-	-	-	0	0	0	33
34 Rocky Mountain spotted fever (104)	-	-	-	0	0	0	-	-	-	0	0	0	34
35 Malaria (110-117)	-	-	-	0	0	0	-	-	-	0	0	0	35
36 All other diseases classified as infective and parasitic (030-039, 041-044, 049, 052-054, 059-074, 081, 083, 086-096, 120-138)	-	-	-	0	0	0	-	-	-	0	0	0	36
37 Malignant neoplasms, including neoplasms of lymphatic and haematopoietic tissues (140-205)	28	22	6	166.7	170.5	153.8	28	19	9	126.7	128.4	123.3	37
38 Benign and unspecified neoplasms (210-239)	1	1	-	6.0	7.8	0	1	-	1	4.5	0	13.7	38
39 Diabetes mellitus (260)	5	5	-	29.8	38.8	0	3	3	-	13.6	20.3	0	39
40 Pellagra (281)	-	-	-	0	0	0	-	-	-	0	0	0	40
41 Anemias (290-293)	1	-	1	6.0	0	25.6	-	-	-	0	0	0	41
42 Vascular lesions affecting central nervous system (330-334)	23	19	4	136.9	147.3	102.6	39	25	14	176.5	168.9	191.8	42
43 Nonmeningococcal meningitis (340)	-	-	-	0	0	0	-	-	-	0	0	0	43
44 Rheumatic fever (400-402)	-	-	-	0	0	0	1	-	1	4.5	0	13.7	44
45 Heart diseases (410-443)	71	46	25	422.6	356.6	641.0	85	66	19	384.6	445.9	260.3	45
46 Hypertension without mention of heart (444-447)	2	1	1	11.9	7.8	25.6	3	1	2	13.6	6.8	27.4	46
47 Influenza and pneumonia (480-483, 490-493)	8	5	3	47.6	38.8	76.9	6	4	2	27.1	27.0	27.4	47
48 Bronchitis (500-502)	2	2	-	11.9	15.5	0	2	1	1	9.0	6.8	13.7	48
49 Ulcer of stomach and duodenum (540, 541)	2	2	-	11.9	15.5	0	-	-	-	0	0	0	49
50 Appendicitis (550-553)	-	-	-	0	0	0	1	-	1	4.5	0	13.7	50
51 Intestinal obstruction and hernia (560, 561, 570)	1	1	-	6.0	7.8	0	2	1	1	9.0	6.8	13.7	51
52 Gastritis, duodenitis, enteritis and colitis (except diarrhea of the newborn) (543, 571, 572)	-	-	-	0	0	0	3	-	3	13.6	0	41.1	52
53 Cirrhosis of liver (581)	6	5	1	35.7	38.8	25.6	1	1	-	4.5	6.8	0	53
54 Nephritis and nephrosis (590-594)	-	-	-	0	0	0	2	-	2	9.0	0	27.4	54
55 Hyperplasia of prostate (610)	1	1	-	6.0	7.8	0	1	1	-	4.5	6.8	0	55
56 Complications of pregnancy, childbirth and the puerperium (640-652, 670-689)	1	-	1	6.0	0	25.6	-	-	-	0	0	0	56
57 Congenital malformations (750-759)	4	3	1	23.8	23.3	25.6	2	2	-	9.0	13.5	0	57
58 Birth injuries, postnatal asphyxia and atelectasis (760-762)	1	-	1	6.0	0	25.6	5	1	4	22.6	6.8	54.8	58
59 Infection of the newborn (763-768)	-	-	-	0	0	0	1	-	1	4.5	0	13.7	59
60 Other diseases peculiar to early infancy, and immaturity unqualified (769-776)	1	1	-	6.0	7.8	0	7	5	2	31.7	33.8	27.4	60
61 Senility, without mention of psychosis (794)	-	-	-	0	0	0	-	-	-	0	0	0	61
62 Ill-defined and unknown causes (780-793, 795)	-	-	-	0	0	0	1	-	1	4.5	0	13.7	62
63 Motor vehicle accidents (E810-E835)	7	6	1	41.7	46.5	25.6	6	6	-	27.1	40.5	0	63
64 All other accidents (E800-E802, E840-E962)	1	-	1	6.0	0	25.6	8	5	3	36.2	33.8	41.1	64
65 Suicide (E963, E970-E979)	4	4	-	23.8	31.0	0	6	6	-	27.1	40.5	0	65
66 Homicide (E964, E980-E985)	1	-	1	6.0	0	25.6	5	-	5	22.6	0	68.5	66
67 All other diseases (residual)	19	16	3	113.1	124.0	76.9	26	19	7	117.6	128.4	95.9	67

TABLE XIV-B VITAL STATISTICS, BY CITY, BY RACE, GEORGIA, 1961  
POPULATION 10,000 - 74,999

ITEM	HAPEVILLE						LAGRANGE					
	Number			Rate or Ratio *			Number			Rate or Ratio *		
	Total	White	Non-White	Total	White	Non-White	Total	White	Non-White	Total	White	Non-White
1 Estimated population as of July 1	10,400	10,400	0				24,000	16,100	7,900			
<b>LIVE BIRTHS</b>												
2 Total	261	222	39	25.1	21.3	...	564	342	222	23.5	21.2	28.1
3 Delivered in hospital	259	222	37	99.2%	100.0%	94.9%	461	340	121	81.7%	99.4%	54.5%
4 Delivered in home by physician	2	-	2	0.8%	0%	5.1%	3	1	2	0.5%	0.3%	0.9%
5 Delivered in home by midwife	-	-	-	0%	0%	0%	98	1	97	17.4%	0.3%	43.7%
6 Other deliveries	-	-	-	0%	0%	0%	2	-	2	0.4%	0%	0.9%
7 Immature births	22	14	8	84.3	63.1	205.1	72	38	34	127.7	111.1	153.2
8 Live births to unwed mothers	10	4	6	38.3	18.0	153.8	61	2	59	108.2	5.8	265.8
<b>FETAL DEATHS</b>												
9 Total	7	7	-	26.8	31.5	0	66	33	33	117.0	96.5	148.6
10 Under 20 weeks gestation	7	7	-	26.8	31.5	0	56	27	29	99.3	78.9	130.6
11 20-27 weeks gestation	-	-	-	0	0	0	3	2	1	5.3	5.8	4.5
12 28 weeks and more	-	-	-	0	0	0	7	4	3	12.4	11.7	13.5
13 Unknown length of gestation	-	-	-	0	0	0	-	-	-	0	0	0
<b>DEATHS</b>												
14 Total, all ages	87	81	6	836.5	778.8	...	236	150	86	983.3	931.7	1088.6
15 Under 1 year	3	2	1	11.5	9.0	25.6	20	11	9	35.5	32.2	40.5
16 Under 28 days	3	2	1	11.5	9.0	25.6	17	10	7	30.1	29.2	31.5
17 Deaths from immaturity	1	1	-	3.8	4.5	0	2	1	1	3.5	2.9	4.5
18 1-4 years **	-	-	-	-	-	-	3	1	2	-	-	-
19 Maternal deaths	-	-	-	0	0	0	-	-	-	0	0	0
<b>CAUSE OF DEATH</b>												
20 Tuberculosis, all forms (001-019)	1	1	-	9.6	9.6	...	2	-	2	8.3	0	25.3
21 Syphilis and its sequelae (020-029)	-	-	-	0	0	...	1	-	1	4.2	0	12.7
22 Typhoid fever (040)	-	-	-	0	0	...	-	-	-	0	0	0
23 Dysentery, all forms (045-048)	-	-	-	0	0	...	-	-	-	0	0	0
24 Scarlet fever (050)	-	-	-	0	0	...	-	-	-	0	0	0
25 Streptococcal sore throat (051)	-	-	-	0	0	...	-	-	-	0	0	0
26 Diphtheria (055)	-	-	-	0	0	...	-	-	-	0	0	0
27 Whooping cough (056)	-	-	-	0	0	...	-	-	-	0	0	0
28 Meningococcal infections (057)	-	-	-	0	0	...	-	-	-	0	0	0
29 Acute poliomyelitis (080)	-	-	-	0	0	...	-	-	-	0	0	0
30 Acute infectious encephalitis (082)	-	-	-	0	0	...	-	-	-	0	0	0
31 Smallpox (084)	-	-	-	0	0	...	-	-	-	0	0	0
32 Measles (085)	-	-	-	0	0	...	-	-	-	0	0	0
33 Typhus and other rickettsial diseases (100-103, 105-108)	-	-	-	0	0	...	-	-	-	0	0	0
34 Rocky Mountain spotted fever (104)	-	-	-	0	0	...	-	-	-	0	0	0
35 Malaria (110-117)	-	-	-	0	0	...	-	-	-	0	0	0
36 All other diseases classified as infective and parasitic (030-039, 041-044, 049, 052-054, 059-074, 081, 083, 086-096, 120-138)	-	-	-	0	0	...	-	-	-	0	0	0
37 Malignant neoplasms, including neoplasms of lymphatic and haematopoietic tissues (140-205)	11	10	1	105.8	96.2	...	31	25	6	129.2	155.3	75.9
38 Benign and unspecified neoplasms (210-239)	-	-	-	0	0	...	-	-	-	0	0	0
39 Diabetes mellitus (260)	1	1	-	9.6	9.6	...	-	-	-	0	0	0
40 Pellagra (281)	-	-	-	0	0	...	-	-	-	0	0	0
41 Anemias (290-293)	-	-	-	0	0	...	-	-	-	0	0	0
42 Vascular lesions affecting central nervous system (330-334)	14	13	1	134.6	125.0	...	53	32	21	220.8	198.8	265.8
43 Nonmeningococcal meningitis (340)	-	-	-	0	0	...	-	-	-	0	0	0
44 Rheumatic fever (400-402)	-	-	-	0	0	...	-	-	-	0	0	0
45 Heart diseases (410-443)	39	39	-	375.0	375.0	...	72	46	26	300.0	285.7	329.1
46 Hypertension without mention of heart (444-447)	-	-	-	0	0	...	2	1	1	8.3	6.2	12.7
47 Influenza and pneumonia (480-483, 490-493)	1	1	-	9.6	9.6	...	10	5	5	41.7	31.1	63.3
48 Bronchitis (500-502)	-	-	-	0	0	...	1	-	1	4.2	0	12.7
49 Ulcer of stomach and duodenum (540, 541)	2	2	-	19.2	19.2	...	-	-	-	0	0	0
50 Appendicitis (550-553)	-	-	-	0	0	...	1	1	-	4.2	6.2	0
51 Intestinal obstruction and hernia (560, 561, 570)	-	-	-	0	0	...	3	-	3	12.5	0	38.0
52 Gastritis, duodenitis, enteritis and colitis (except diarrhea of the newborn) (543, 571, 572)	-	-	-	0	0	...	1	1	-	4.2	6.2	0
53 Cirrhosis of liver (581)	-	-	-	0	0	...	1	1	-	4.2	6.2	0
54 Nephritis and nephrosis (590-594)	-	-	-	0	0	...	4	3	1	16.7	18.6	12.7
55 Hyperplasia of prostate (610)	1	-	1	9.6	0	...	-	-	-	0	0	0
56 Complications of pregnancy, childbirth and the puerperium (640-652, 670-689)	-	-	-	0	0	...	-	-	-	0	0	0
57 Congenital malformations (750-759)	-	-	-	0	0	...	3	3	-	12.5	18.6	0
58 Birth injuries, postnatal asphyxia and atelectasis (760-762)	1	1	-	9.6	9.6	...	10	6	4	41.7	37.3	50.6
59 Infection of the newborn (763-768)	-	-	-	0	0	...	3	1	2	12.5	6.2	25.3
60 Other diseases peculiar to early infancy, and immaturity unqualified (769-774)	2	1	1	19.2	9.6	...	2	1	1	8.3	6.2	12.7
61 Senility, without mention of psychosis (794)	-	-	-	0	0	...	-	-	-	0	0	0
62 Ill-defined and unknown causes (780-793, 795)	1	1	-	9.6	9.6	...	1	1	-	4.2	6.2	0
63 Motor vehicle accidents (E810-E835)	3	2	1	28.8	19.2	...	1	1	-	4.2	6.2	0
64 All other accidents (E800-E802, E840-E962)	-	-	-	0	0	...	6	2	4	25.0	12.4	50.6
65 Suicide (E963, E970-E979)	3	3	-	28.8	28.8	...	3	3	-	12.5	18.6	0
66 Homicide (E964, E980-E985)	-	-	-	0	0	...	2	-	2	8.3	0	25.3
67 All other diseases (residual)	7	6	1	67.3	57.7	...	23	17	6	95.8	105.6	75.9

TABLEXIV-B VITAL STATISTICS, BY CITY, BY RACE, GEORGIA, 1961  
POPULATION-10,000 - 74,999

ITEM	MARIETTA						MILLEDGEVILLE					
	Number			Rate or Ratio *			Number			Rate or Ratio *		
	Total	White	Non-White	Total	White	Non-White	Total	White	Non-White	Total	White	Non-White
1 Estimated population as of July 1	27,500	23,900	3,600				11,400	6,300	5,100			
<b>LIVE BIRTHS</b>												
2 Total	865	751	114	31.5	31.4	31.7	327	155	172	28.7	24.6	33.7
3 Delivered in hospital	860	748	112	99.4%	99.6%	98.2%	245	155	90	74.9%	100.0%	52.3%
4 Delivered in home by physician	3	2	1	0.3%	0.3%	0.9%	3	-	3	0.9%	0%	1.7%
5 Delivered in home by midwife	1	-	1	0.1%	0%	0.9%	79	-	79	24.2%	0%	45.9%
6 Other deliveries	1	1	-	0.1%	0.1%	0%	-	-	-	0%	0%	0%
7 Immature births	65	53	12	75.1	70.6	105.3	33	8	25	100.9	51.6	145.3
8 Live births to unwed mothers	29	10	19	33.5	13.3	166.7	49	3	46	149.8	19.4	267.4
<b>FETAL DEATHS</b>												
9 Total	17	16	1	19.7	21.3	8.8	8	1	7	24.5	6.5	40.7
10 Under 20 weeks gestation	5	5	-	5.8	6.7	0	2	-	2	6.1	0	11.6
11 20-27 weeks gestation	2	1	1	2.3	1.3	8.8	4	1	3	12.2	6.5	17.4
12 28 weeks and more	5	5	-	5.8	6.7	0	2	-	2	6.1	0	11.6
13 Unknown length of gestation	5	5	-	5.8	6.7	0	-	-	-	0	0	0
<b>DEATHS</b>												
14 Total, all ages	203	164	39	738.2	686.2	1083.3	89	44	45	780.7	698.4	882.4
15 Under 1 year	26	20	6	30.1	26.6	52.6	9	5	4	27.5	32.3	23.3
16 Under 28 days	19	15	4	22.0	20.0	35.1	3	2	1	9.2	12.9	5.8
17 Deaths from immaturity	2	1	1	2.3	1.3	8.8	-	-	-	0	0	0
18 1-4 years **	4	2	2	-	-	-	1	-	1	-	-	-
19 Maternal deaths	-	-	-	0	0	0	1	-	1	30.6	0	58.1
<b>CAUSE OF DEATH</b>												
20 Tuberculosis, all forms (001-019)	2	1	1	7.3	4.2	27.8	-	-	-	0	0	0
21 Syphilis and its sequelae (020-029)	-	-	-	0	0	0	-	-	-	0	0	0
22 Typhoid fever (040)	-	-	-	0	0	0	-	-	-	0	0	0
23 Dysentery, all forms (045-048)	-	-	-	0	0	0	-	-	-	0	0	0
24 Scarlet fever (050)	-	-	-	0	0	0	-	-	-	0	0	0
25 Streptococcal sore throat (051)	-	-	-	0	0	0	-	-	-	0	0	0
26 Diphtheria (055)	-	-	-	0	0	0	-	-	-	0	0	0
27 Whooping cough (056)	-	-	-	0	0	0	-	-	-	0	0	0
28 Meningococcal infections (057)	-	-	-	0	0	0	-	-	-	0	0	0
29 Acute poliomyelitis (080)	-	-	-	0	0	0	-	-	-	0	0	0
30 Acute infectious encephalitis (082)	-	-	-	0	0	0	-	-	-	0	0	0
31 Smallpox (084)	-	-	-	0	0	0	-	-	-	0	0	0
32 Measles (085)	-	-	-	0	0	0	-	-	-	0	0	0
33 Typhus and other rickettsial diseases (100-103, 105-108)	-	-	-	0	0	0	-	-	-	0	0	0
34 Rocky Mountain spotted fever (104)	-	-	-	0	0	0	-	-	-	0	0	0
35 Malaria (110-117)	-	-	-	0	0	0	-	-	-	0	0	0
36 All other diseases classified as infective and parasitic (030-039, 041-044, 049, 052-054, 059-074, 081, 083, 086-096, 120-138)	-	-	-	0	0	0	1	-	1	8.8	0	19.6
37 Malignant neoplasms, including neoplasms of lymphatic and haematopoietic tissues (140-205)	26	23	3	94.5	96.2	83.3	11	7	4	96.5	111.1	78.4
38 Benign and unspecified neoplasms (210-239)	-	-	-	0	0	0	-	-	-	0	0	0
39 Diabetes mellitus (260)	1	1	-	3.6	4.2	0	2	1	1	17.5	15.9	19.6
40 Pellagra (281)	-	-	-	0	0	0	-	-	-	0	0	0
41 Anemias (290-293)	-	-	-	0	0	0	-	-	-	0	0	0
42 Vascular lesions affecting central nervous system (330-334)	36	26	10	130.9	108.8	277.8	7	1	6	61.4	15.9	117.6
43 Nonmeningococcal meningitis (340)	1	1	-	3.6	4.2	0	-	-	-	0	0	0
44 Rheumatic fever (400-402)	-	-	-	0	0	0	-	-	-	0	0	0
45 Heart diseases (410-443)	59	52	7	214.5	217.6	194.4	34	20	14	298.2	317.5	274.5
46 Hypertension without mention of heart (444-447)	2	1	1	7.3	4.2	27.8	3	1	2	26.3	15.9	39.2
47 Influenza and pneumonia (480-483, 490-493)	6	4	2	21.8	16.7	55.6	4	2	2	35.1	31.7	39.2
48 Bronchitis (500-502)	-	-	-	0	0	0	-	-	-	0	0	0
49 Ulcer of stomach and duodenum (540, 541)	2	2	-	7.3	8.4	0	-	-	-	0	0	0
50 Appendicitis (550-553)	-	-	-	0	0	0	-	-	-	0	0	0
51 Intestinal obstruction and hernia (560, 561, 570)	2	1	1	7.3	4.2	27.8	-	-	-	0	0	0
52 Gastritis, duodenitis, enteritis and colitis (except diarrhea of the newborn) (543, 571, 572)	-	-	-	0	0	0	-	-	-	0	0	0
53 Cirrhosis of liver (581)	-	-	-	0	0	0	1	1	-	8.8	15.9	0
54 Nephritis and nephrosis (590-594)	2	2	-	7.3	8.4	0	1	-	1	8.8	0	19.6
55 Hyperplasia of prostate (610)	-	-	-	0	0	0	1	-	1	8.8	0	19.6
56 Complications of pregnancy, childbirth and the puerperium (640-652, 670-689)	-	-	-	0	0	0	1	-	1	8.8	0	19.6
57 Congenital malformations (750-759)	6	5	1	21.8	20.9	27.8	5	3	2	43.9	47.6	39.2
58 Birth injuries, postnatal asphyxia and atelectasis (760-762)	8	7	1	29.1	29.3	27.8	1	-	1	8.8	0	19.6
59 Infection of the newborn (763-768)	1	-	1	3.6	0	27.8	-	-	-	0	0	0
60 Other diseases peculiar to early infancy, and immaturity unqualified (769-776)	8	5	3	29.1	20.9	83.3	-	-	-	0	0	0
61 Senility, without mention of psychosis (794)	-	-	-	0	0	0	-	-	-	0	0	0
62 Ill-defined and unknown causes (780-793, 795)	2	1	1	7.3	4.2	27.8	-	-	-	0	0	0
63 Motor vehicle accidents (E810-E835)	6	5	1	21.8	20.9	27.8	2	1	1	17.5	15.9	19.6
64 All other accidents (E800-E802, E840-E962)	6	5	1	21.8	20.9	27.8	3	1	2	26.3	15.9	39.2
65 Suicide (E963, E970-E979)	5	4	1	18.2	16.7	27.8	1	1	-	8.8	15.9	0
66 Homicide (E964, E980-E985)	3	2	1	10.9	8.4	27.8	2	-	2	17.5	0	39.2
67 All other diseases (residual)	19	16	3	69.1	66.9	83.3	9	5	4	78.9	79.4	78.4

TABLEXIV-B VITAL STATISTICS, BY CITY, BY RACE, GEORGIA, 1961  
POPULATION 10,000- 74,999

ITEM	MOULTRIE						NEWNAN					
	Number			Rate or Ratio *			Number			Rate or Ratio *		
	Total	White	Non-White	Total	White	Non-White	Total	White	Non-White	Total	White	Non-White
1 Estimated population as of July 1	16,100	10,600	5,500				12,400	7,200	5,200			
<b>LIVE BIRTHS</b>												
2 Total	374	204	170	23.2	19.2	30.9	288	143	145	23.2	19.9	27.9
3 Delivered in hospital	319	202	117	85.3%	99.0%	68.8%	257	142	115	89.2%	99.3%	79.3%
4 Delivered in home by physician	6	2	4	1.6%	1.0%	2.4%	1	1	-	0.3%	0.7%	0%
5 Delivered in home by midwife	49	-	49	13.1%	0%	28.8%	30	-	30	10.4%	0%	20.7%
6 Other deliveries	-	-	-	0%	0%	0%	-	-	-	0%	0%	0%
7 Immature births	41	17	24	109.6	83.3	141.2	33	9	24	114.6	62.9	165.5
8 Live births to unwed mothers	52	7	45	139.0	34.3	264.7	24	3	21	83.3	21.0	144.8
<b>FETAL DEATHS</b>												
9 Total	12	3	9	32.1	14.7	52.9	1	-	1	3.5	0	6.9
10 Under 20 weeks gestation	-	-	-	0	0	0	-	-	-	0	0	0
11 20-27 weeks gestation	2	1	1	5.3	4.9	5.9	-	-	-	0	0	0
12 28 weeks and more	9	2	7	24.1	9.8	41.2	1	-	1	3.5	0	6.9
13 Unknown length of gestation	1	-	1	2.7	0	5.9	-	-	-	0	0	0
<b>DEATHS</b>												
14 Total, all ages	152	101	51	944.1	952.8	927.3	139	67	72	121.0	930.6	1384.6
15 Under 1 year	16	5	11	42.8	24.5	64.7	7	1	6	24.3	7.0	41.4
16 Under 28 days	6	4	2	16.0	19.6	11.8	2	-	2	6.9	0	13.8
17 Deaths from immaturity	-	-	-	0	0	0	1	-	1	3.5	0	6.9
18 1-4 years * **	1	-	1	-	-	-	2	-	2	-	-	-
19 Maternal deaths	-	-	-	0	0	0	-	-	-	0	0	0
<b>CAUSE OF DEATH</b>												
20 Tuberculosis, all forms (001-019)	2	1	1	12.4	9.4	18.2	1	1	-	8.1	13.9	0
21 Syphilis and its sequelae (020-029)	-	-	-	0	0	0	-	-	-	0	0	0
22 Typhoid fever (040)	-	-	-	0	0	0	-	-	-	0	0	0
23 Dysentery, all forms (045-048)	-	-	-	0	0	0	-	-	-	0	0	0
24 Scarlet fever (050)	-	-	-	0	0	0	-	-	-	0	0	0
25 Streptococcal sore throat (051)	-	-	-	0	0	0	-	-	-	0	0	0
26 Diphtheria (055)	-	-	-	0	0	0	-	-	-	0	0	0
27 Whooping cough (056)	-	-	-	0	0	0	-	-	-	0	0	0
28 Meningococcal infections (057)	-	-	-	0	0	0	-	-	-	0	0	0
29 Acute poliomyelitis (080)	-	-	-	0	0	0	-	-	-	0	0	0
30 Acute infectious encephalitis (082)	-	-	-	0	0	0	-	-	-	0	0	0
31 Smallpox (084)	-	-	-	0	0	0	-	-	-	0	0	0
32 Measles (085)	-	-	-	0	0	0	-	-	-	0	0	0
33 Typhus and other rickettsial diseases (100-103, 105-108)	-	-	-	0	0	0	-	-	-	0	0	0
34 Rocky Mountain spotted fever (104)	-	-	-	0	0	0	-	-	-	0	0	0
35 Malaria (110-117)	-	-	-	0	0	0	-	-	-	0	0	0
36 All other diseases classified as infective and parasitic (030-039, 041-044, 049, 052-054, 059-074, 081, 083, 086-096, 120-138)	-	-	-	0	0	0	-	-	-	0	0	0
37 Malignant neoplasms, including neoplasms of lymphatic and haematopoietic tissues (140-205)	18	11	7	111.8	103.8	127.3	20	11	9	161.3	152.8	173.1
38 Benign and unspecified neoplasms (210-239)	-	-	-	0	0	0	-	-	-	0	0	0
39 Diabetes mellitus (260)	2	2	-	12.4	18.9	0	1	-	1	8.1	0	19.2
40 Pellagra (281)	-	-	-	0	0	0	-	-	-	0	0	0
41 Anemias (290-293)	-	-	-	0	0	0	-	-	-	0	0	0
42 Vascular lesions affecting central nervous system (330-334)	25	17	8	155.3	160.4	145.5	29	10	19	233.9	138.9	365.4
43 Nonmeningococcal meningitis (340)	1	-	1	6.2	0	18.2	-	-	-	0	0	0
44 Rheumatic fever (400-402)	-	-	-	0	0	0	-	-	-	0	0	0
45 Heart diseases (410-443)	14	34	10	273.3	320.8	181.8	42	27	15	338.7	375.0	288.5
46 Hypertension without mention of heart (444-447)	-	-	-	0	0	0	2	-	2	16.1	0	38.5
47 Influenza and pneumonia (480-483, 490-493)	5	1	4	31.1	9.4	72.7	6	1	5	48.4	13.9	96.2
48 Bronchitis (500-502)	-	-	-	0	0	0	-	-	-	0	0	0
49 Ulcer of stomach and duodenum (540, 541)	3	1	2	18.6	9.4	36.4	-	-	-	0	0	0
50 Appendicitis (550-553)	-	-	-	0	0	0	1	-	1	8.1	0	19.2
51 Intestinal obstruction and hernia (560, 561, 570)	-	-	-	0	0	0	-	-	-	0	0	0
52 Gastritis, duodenitis, enteritis and colitis (except diarrhea of the newborn) (543, 571, 572)	2	1	1	12.4	9.4	18.2	-	-	-	0	0	0
53 Cirrhosis of liver (581)	-	-	-	0	0	0	-	-	-	0	0	0
54 Nephritis and nephrosis (590-594)	3	2	1	18.6	18.9	18.2	1	-	1	8.1	0	19.2
55 Hyperplasia of prostate (610)	-	-	-	0	0	0	1	-	1	8.1	0	19.2
56 Complications of pregnancy, childbirth and the puerperium (640-652, 670-689)	-	-	-	0	0	0	-	-	-	0	0	0
57 Congenital malformations (750-759)	4	1	3	24.8	9.4	54.5	2	1	1	16.1	13.9	19.2
58 Birth injuries, postnatal asphyxia and atelectasis (760-762)	3	2	1	18.6	18.9	18.2	1	-	1	8.1	0	19.2
59 Infection of the newborn (763-768)	-	-	-	0	0	0	-	-	-	0	0	0
60 Other diseases peculiar to early infancy, and immaturity unqualified (769-776)	1	1	-	6.2	9.4	0	2	-	2	16.1	0	38.5
61 Senility, without mention of psychosis (794)	-	-	-	0	0	0	-	-	-	0	0	0
62 Ill-defined and unknown causes (780-793, 795)	3	1	2	18.6	9.4	36.4	5	1	4	40.3	13.9	76.9
63 Motor vehicle accidents (E810-E835)	5	4	1	31.1	37.7	18.2	6	5	1	48.4	69.4	19.2
64 All other accidents (E800-E802, E840-E962)	4	3	1	24.8	28.3	18.2	3	2	1	24.2	27.8	19.2
65 Suicide (E963, E970-E979)	-	-	-	0	0	0	3	3	-	24.2	41.7	0
66 Homicide (E964, E980-E985)	5	1	4	31.1	9.4	72.7	2	-	2	16.1	0	38.5
67 All other diseases (residual)	22	18	4	136.6	169.8	72.7	11	5	6	88.7	69.4	115.4



TABLE XIV-B VITAL STATISTICS, BY CITY, BY RACE, GEORGIA, 1961  
POPULATION 10,000 - 74,999

ITEM	ROME						SMYRNA						
	Number			Rate or Ratio *			Number			Rate or Ratio *			
	Total	White	Non-White	Total	White	Non-White	Total	White	Non-White	Total	White	Non-White	
1 Estimated population as of July 1	32,300	24,600	7,700				10,600	10,600	0				1
<b>LIVE BIRTHS</b>													
2 Total	757	519	238	23.4	21.1	30.9	321	311	10	30.3	29.3	...	2
3 Delivered in hospital	751	518	233	99.2%	99.8%	97.9%	321	311	10	100.0%	100.0%	100.0%	3
4 Delivered in home by physician	3	1	2	0.4%	0.2%	0.8%	-	-	-	0%	0%	0%	4
5 Delivered in home by midwife	3	-	3	0.4%	0%	1.3%	-	-	-	0%	0%	0%	5
6 Other deliveries	-	-	-	0%	0%	0%	-	-	-	0%	0%	0%	6
7 Immature births	91	42	49	120.2	80.9	205.9	31	30	1	96.6	96.5	100.0	7
8 Live births to unwed mothers	68	7	61	89.8	13.5	256.3	6	3	3	18.7	9.6	300.0	8
<b>FETAL DEATHS</b>													
9 Total	16	9	7	21.1	17.3	29.4	6	5	1	18.7	16.1	100.0	9
10 Under 20 weeks gestation	5	4	1	6.6	7.7	4.2	3	3	-	9.3	9.6	0	10
11 20-27 weeks gestation	3	2	1	4.0	3.9	4.2	-	-	-	0	0	0	11
12 28 weeks and more	8	3	5	10.6	5.8	21.0	3	2	1	9.3	6.4	100.0	12
13 Unknown length of gestation	-	-	-	0	0	0	-	-	-	0	0	0	13
<b>DEATHS</b>													
14 Total, all ages	323	245	78	1000.0	995.9	1013.0	68	63	5	641.5	594.3	...	14
15 Under 1 year	22	11	11	29.1	21.2	46.2	11	10	1	34.3	32.2	100.0	15
16 Under 28 days	18	10	8	23.8	19.3	33.6	9	9	-	28.0	28.9	0	16
17 Deaths from immaturity	4	2	2	5.3	3.9	8.4	3	3	-	9.3	9.6	0	17
18 1-4 years **	4	1	3	-	-	-	2	2	-	-	-	0	18
19 Maternal deaths	-	-	-	0	0	0	-	-	-	0	0	0	19
<b>CAUSE OF DEATH</b>													
20 Tuberculosis, all forms (001-019)	6	6	-	18.6	24.4	0	-	-	-	0	0	...	20
21 Syphilis and its sequelae (020-029)	1	-	1	3.1	0	13.0	-	-	-	0	0	...	21
22 Typhoid fever (040)	-	-	-	0	0	0	-	-	-	0	0	...	22
23 Dysentery, all forms (045-048)	-	-	-	0	0	0	-	-	-	0	0	...	23
24 Scarlet fever (050)	-	-	-	0	0	0	-	-	-	0	0	...	24
25 Streptococcal sore throat (051)	-	-	-	0	0	0	-	-	-	0	0	...	25
26 Diphtheria (055)	-	-	-	0	0	0	-	-	-	0	0	...	26
27 Whooping cough (056)	-	-	-	0	0	0	-	-	-	0	0	...	27
28 Meningococcal infections (057)	-	-	-	0	0	0	-	-	-	0	0	...	28
29 Acute poliomyelitis (080)	-	-	-	0	0	0	-	-	-	0	0	...	29
30 Acute infectious encephalitis (082)	-	-	-	0	0	0	-	-	-	0	0	...	30
31 Smallpox (084)	-	-	-	0	0	0	-	-	-	0	0	...	31
32 Measles (085)	1	1	-	3.1	4.1	0	-	-	-	0	0	...	32
33 Typhus and other rickettsial diseases (100-103, 105-108)	-	-	-	0	0	0	-	-	-	0	0	...	33
34 Rocky Mountain spotted fever (104)	-	-	-	0	0	0	-	-	-	0	0	...	34
35 Malaria (110-117)	-	-	-	0	0	0	-	-	-	0	0	...	35
36 All other diseases classified as infective and parasitic (030-039, 041-044, 049, 052-054, 059-074, 081, 083, 086-096, 120-138)	-	-	-	0	0	0	1	1	-	9.4	9.4	...	36
37 Malignant neoplasms, including neoplasms of lymphatic and haematopoietic tissues (140-205)	53	48	5	164.1	195.1	64.9	8	6	2	75.5	56.6	...	37
38 Benign and unspecified neoplasms (210-239)	1	1	-	3.1	4.1	0	-	-	-	0	0	...	38
39 Diabetes mellitus (260)	2	1	1	6.2	4.1	13.0	-	-	-	0	0	...	39
40 Pellagra (281)	-	-	-	0	0	0	-	-	-	0	0	...	40
41 Anemias (290-293)	2	2	-	6.2	8.1	0	1	1	-	9.4	9.4	...	41
42 Vascular lesions affecting central nervous system (330-334)	45	29	16	139.3	117.9	207.8	6	5	1	56.6	47.2	...	42
43 Nonmeningococcal meningitis (340)	-	-	-	0	0	0	-	-	-	0	0	...	43
44 Rheumatic fever (400-402)	-	-	-	0	0	0	-	-	-	0	0	...	44
45 Heart diseases (410-443)	104	85	19	322.0	345.5	246.8	27	26	1	254.7	245.3	...	45
46 Hypertension without mention of heart (444-447)	1	1	-	3.1	4.1	0	-	-	-	0	0	...	46
47 Influenza and pneumonia (480-483, 490-493)	10	4	6	31.0	16.3	77.9	1	-	1	9.4	0	...	47
48 Bronchitis (500-502)	-	-	-	0	0	0	-	-	-	0	0	...	48
49 Ulcer of stomach and duodenum (540, 541)	1	1	-	3.1	4.1	0	-	-	-	0	0	...	49
50 Appendicitis (550-553)	-	-	-	0	0	0	-	-	-	0	0	...	50
51 Intestinal obstruction and hernia (560, 561, 570)	1	1	-	3.1	4.1	0	-	-	-	0	0	...	51
52 Gastritis, duodenitis, enteritis and colitis (except diarrhea of the newborn) (543, 571, 572)	3	2	1	9.3	8.1	13.0	-	-	-	0	0	...	52
53 Cirrhosis of liver (581)	5	5	-	15.5	20.3	0	-	-	-	0	0	...	53
54 Nephritis and nephrosis (590-594)	2	2	-	6.2	8.1	0	-	-	-	0	0	...	54
55 Hyperplasia of prostate (610)	1	-	1	3.1	0	13.0	-	-	-	0	0	...	55
56 Complications of pregnancy, childbirth and the puerperium (640-652, 670-689)	-	-	-	0	0	0	-	-	-	0	0	...	56
57 Congenital malformations (750-759)	5	2	3	15.5	8.1	39.0	3	3	-	28.3	28.3	...	57
58 Birth injuries, postnatal asphyxia and atelectasis (760-762)	9	7	2	27.9	28.5	26.0	1	1	-	9.4	9.4	...	58
59 Infection of the newborn (763-768)	-	-	-	0	0	0	-	-	-	0	0	...	59
60 Other diseases peculiar to early infancy, and immaturity unqualified (769-776)	5	2	3	15.5	8.1	39.0	6	6	-	56.6	56.6	...	60
61 Senility, without mention of psychosis (794)	1	1	-	3.1	4.1	0	-	-	-	0	0	...	61
62 Ill-defined and unknown causes (780-793, 795)	4	2	2	12.4	8.1	26.0	-	-	-	0	0	...	62
63 Motor vehicle accidents (E810-E835)	12	10	2	37.2	40.7	26.0	4	4	-	37.7	37.7	...	63
64 All other accidents (E800-E802, E840-E962)	12	7	5	37.2	28.5	64.9	3	3	-	28.3	28.3	...	64
65 Suicide (E963, E970-E979)	5	5	-	15.5	20.3	0	1	1	-	9.4	9.4	...	65
66 Homicide (E964, E980-E985)	3	2	1	9.3	8.1	13.0	-	-	-	0	0	...	66
67 All other diseases (residual)	28	18	10	86.7	73.2	129.9	6	6	-	56.6	56.6	...	67

TABLE XIV-B VITAL STATISTICS, BY CITY, BY RACE, GEORGIA, 1961  
POPULATION 10,000-74,999

ITEM	THOMASVILLE						TIFTON						
	Number			Rate or Ratio *			Number			Rate or Ratio *			
	Total	White	Non-White	Total	White	Non-White	Total	White	Non-White	Total	White	Non-White	
1 Estimated population as of July 1	18,500	10,500	8,000				10,100	8,600	1,500				1
<b>LIVE BIRTHS</b>													
2 Total	506	247	259	27.4	23.5	32.4	260	200	60	25.7	23.3	40.0	2
3 Delivered in hospital	355	237	118	70.2%	96.0%	45.6%	229	197	32	88.1%	98.5%	53.3%	3
4 Delivered in home by physician	43	9	34	8.5%	3.6%	13.1%	-	-	-	0%	0%	0%	4
5 Delivered in home by midwife	108	1	107	21.3%	0.4%	41.3%	31	3	28	11.9%	1.5%	46.7%	5
6 Other deliveries	-	-	-	0%	0%	0%	-	-	-	0%	0%	0%	6
7 Immature births	45	15	30	88.9	60.7	115.8	15	9	6	57.7	45.0	100.0	7
8 Live births to unwed mothers	70	2	68	138.3	8.1	262.5	17	5	12	65.4	25.0	200.0	8
<b>FETAL DEATHS</b>													
9 Total	30	20	10	59.3	81.0	38.6	5	2	3	19.2	10.0	50.0	9
10 Under 20 weeks gestation	17	14	3	33.6	56.7	11.6	2	-	2	7.7	0	33.3	10
11 20-27 weeks gestation	4	3	1	7.9	12.1	3.9	2	1	1	7.7	5.0	16.7	11
12 28 weeks and more	9	3	6	17.8	12.1	23.2	1	1	-	3.8	5.0	0	12
13 Unknown length of gestation	-	-	-	0	0	0	-	-	-	0	0	0	13
<b>DEATHS</b>													
14 Total, all ages	236	116	120	1275.7	1104.8	1500.0	101	77	24	1000.0	895.3	1600.0	14
15 Under 1 year	26	5	21	51.4	20.2	81.1	3	2	1	11.5	10.0	16.7	15
16 Under 28 days	19	5	14	37.5	20.2	54.1	1	1	-	3.8	5.0	0	16
17 Deaths from immaturity	7	1	6	13.8	4.0	23.2	-	-	-	0	0	0	17
18 1-4 years **	1	-	1	-	-	-	2	1	1	-	-	-	18
19 Maternal deaths	-	-	-	0	0	0	-	-	-	0	0	0	19
<b>CAUSE OF DEATH</b>													
20 Tuberculosis, all forms (001-019)	2	2	-	10.8	19.0	0	-	-	-	0	0	0	20
21 Syphilis and its sequelae (020-029)	-	-	-	0	0	0	-	-	-	0	0	0	21
22 Typhoid fever (040)	-	-	-	0	0	0	-	-	-	0	0	0	22
23 Dysentery, all forms (045-048)	-	-	-	0	0	0	1	1	-	9.9	11.6	0	23
24 Scarlet fever (050)	-	-	-	0	0	0	-	-	-	0	0	0	24
25 Streptococcal sore throat (051)	-	-	-	0	0	0	-	-	-	0	0	0	25
26 Diphtheria (055)	-	-	-	0	0	0	-	-	-	0	0	0	26
27 Whooping cough (056)	-	-	-	0	0	0	-	-	-	0	0	0	27
28 Meningococcal infections (057)	-	-	-	0	0	0	-	-	-	0	0	0	28
29 Acute poliomyelitis (080)	-	-	-	0	0	0	-	-	-	0	0	0	29
30 Acute infectious encephalitis (082)	-	-	-	0	0	0	-	-	-	0	0	0	30
31 Smallpox (084)	-	-	-	0	0	0	-	-	-	0	0	0	31
32 Measles (085)	-	-	-	0	0	0	-	-	-	0	0	0	32
33 Typhus and other rickettsial diseases (100-103, 105-108)	-	-	-	0	0	0	-	-	-	0	0	0	33
34 Rocky Mountain spotted fever (104)	-	-	-	0	0	0	-	-	-	0	0	0	34
35 Malaria (110-117)	-	-	-	0	0	0	-	-	-	0	0	0	35
36 All other diseases classified as infective and parasitic (030-039, 041-044, 049, 052-054, 059-074, 081, 083, 086-096, 120-138)	2	1	1	10.8	9.5	12.5	-	-	-	0	0	0	36
37 Malignant neoplasms, including neoplasms of lymphatic and haematopoietic tissues (140-205)	32	21	11	173.0	200.0	137.5	13	10	3	128.7	116.3	200.0	37
38 Benign and unspecified neoplasms (210-239)	-	-	-	0	0	0	-	-	-	0	0	0	38
39 Diabetes mellitus (260)	4	1	3	21.6	9.5	37.5	2	2	-	19.8	23.3	0	39
40 Pellagra (281)	-	-	-	0	0	0	-	-	-	0	0	0	40
41 Anemias (290-293)	-	-	-	0	0	0	-	-	-	0	0	0	41
42 Vascular lesions affecting central nervous system (330-334)	29	12	17	156.8	114.3	212.5	14	10	4	138.6	116.3	266.7	42
43 Nonmeningococcal meningitis (340)	-	-	-	0	0	0	-	-	-	0	0	0	43
44 Rheumatic fever (400-402)	-	-	-	0	0	0	-	-	-	0	0	0	44
45 Heart diseases (410-443)	74	37	37	400.0	352.4	462.5	39	29	10	386.1	337.2	666.7	45
46 Hypertension without mention of heart (444-447)	3	2	1	16.2	19.0	12.5	1	1	-	9.9	11.6	0	46
47 Influenza and pneumonia (480-483, 490-493)	14	3	11	75.7	28.6	137.5	2	1	1	19.8	11.6	66.7	47
48 Bronchitis (500-502)	1	1	-	5.4	9.5	0	-	-	-	0	0	0	48
49 Ulcer of stomach and duodenum (540, 541)	-	-	-	0	0	0	-	-	-	0	0	0	49
50 Appendicitis (550-553)	1	1	-	5.4	9.5	0	-	-	-	0	0	0	50
51 Intestinal obstruction and hernia (560, 561, 570)	4	3	1	21.6	28.6	12.5	-	-	-	0	0	0	51
52 Gastritis, duodenitis, enteritis and colitis (except diarrhea of the newborn) (543, 571, 572)	2	1	1	10.8	9.5	12.5	1	1	-	9.9	11.6	0	52
53 Cirrhosis of liver (581)	1	1	-	5.4	9.5	0	-	-	-	0	0	0	53
54 Nephritis and nephrosis (590-594)	1	1	-	5.4	9.5	0	-	-	-	0	0	0	54
55 Hyperplasia of prostate (610)	-	-	-	0	0	0	1	-	1	9.9	0	66.7	55
56 Complications of pregnancy, childbirth and the puerperium (640-652, 670-689)	-	-	-	0	0	0	1	-	-	0	0	0	56
57 Congenital malformations (750-759)	-	-	-	0	0	0	1	1	-	9.9	11.6	0	57
58 Birth injuries, postnatal asphyxia and atelectasis (760-762)	7	1	6	37.8	9.5	75.0	-	-	-	0	0	0	58
59 Infection of the newborn (763-768)	3	1	2	16.2	9.5	25.0	-	-	-	0	0	0	59
60 Other diseases peculiar to early infancy, and immaturity unqualified (769-776)	10	3	7	54.1	28.6	87.5	1	1	-	9.9	11.6	0	60
61 Senility, without mention of psychosis (794)	1	1	-	5.4	9.5	0	1	1	-	9.9	11.6	0	61
62 Ill-defined and unknown causes (780-793, 795)	-	-	-	0	0	0	3	2	1	29.7	23.3	66.7	62
63 Motor vehicle accidents (E810-E835)	3	2	1	16.2	19.0	12.5	3	2	1	29.7	23.3	66.7	63
64 All other accidents (E800-E802, E840-E962)	13	8	5	70.3	76.2	62.5	6	4	2	59.4	46.5	133.3	64
65 Suicide (E963, E970-E979)	1	1	-	5.4	9.5	0	1	-	1	9.9	0	66.7	65
66 Homicide (E964, E980-E985)	1	-	1	5.4	0	12.5	-	-	-	0	0	0	66
67 All other diseases (residual)	27	12	15	145.9	114.3	187.5	11	11	-	108.9	127.9	0	67

TABLE XIV-B VITAL STATISTICS, BY CITY, BY RACE, GEORGIA, 1961  
 POPULATION 10,000-74,999

ITEM	VALDOSTA						WARNER ROBINS						
	Number			Rate or Ratio *			Number			Rate or Ratio *			
	Total	White	Non-White	Total	White	Non-White	Total	White	Non-White	Total	White	Non-White	
1 Estimated population as of July 1	30,800	20,100	10,700				19,400	18,100	1,300				1
<b>LIVE BIRTHS</b>													
2 Total	904	527	377	29.4	26.2	35.2	805	725	80	41.5	40.1	61.5	2
3 Delivered in hospital	692	525	167	76.5%	99.6%	44.3%	786	725	61	97.6%	100.0%	76.3%	3
4 Delivered in home by physician	11	-	11	1.2%	0%	2.9%	5	-	5	0.6%	0%	6.3%	4
5 Delivered in home by midwife	201	2	199	22.2%	0.4%	52.8%	14	-	14	1.7%	0%	17.5%	5
6 Other deliveries	-	-	-	0%	0%	0%	-	-	-	0%	0%	0%	6
7 Immature births	72	31	41	79.6	58.8	108.8	71	53	18	88.2	73.1	225.0	7
8 Live births to unwed mothers	90	8	82	99.6	15.2	217.5	20	3	17	24.8	4.1	212.5	8
<b>FETAL DEATHS</b>													
9 Total	48	27	21	53.1	51.2	55.7	12	12	-	14.9	16.6	0	
10 Under 20 weeks gestation	29	19	10	32.1	36.1	26.5	5	5	-	6.2	6.9	0	
11 20-27 weeks gestation	6	5	1	6.6	9.5	2.7	6	6	-	7.5	8.3	0	
12 28 weeks and more	13	3	10	14.4	5.7	26.5	1	1	-	1.2	1.4	0	
13 Unknown length of gestation	-	-	-	0	0	0	-	-	-	0	0	0	
<b>DEATHS</b>													
14 Total, all ages	282	156	126	915.6	776.1	1177.6	88	75	13	453.6	414.4	1000.0	14
15 Under 1 year	23	8	15	25.4	15.2	39.8	19	14	5	23.6	19.3	62.5	15
16 Under 28 days	14	6	8	15.5	11.4	21.2	16	11	5	19.9	15.2	62.5	16
17 Deaths from immaturity	3	2	1	3.3	3.8	2.7	3	2	1	3.7	2.8	12.5	17
18 1-4 years **	5	2	3	-	-	-	3	2	1	-	-	-	18
19 Maternal deaths	1	-	1	11.1	0	26.5	1	-	1	12.4	0	125.0	19
<b>CAUSE OF DEATH</b>													
20 Tuberculosis, all forms (001-019)	1	1	-	3.2	5.0	0	-	-	-	0	0	0	20
21 Syphilis and its sequelae (020-029)	1	1	-	3.2	5.0	0	-	-	-	0	0	0	21
22 Typhoid fever (040)	-	-	-	0	0	0	-	-	-	0	0	0	22
23 Dysentery, all forms (045-048)	-	-	-	0	0	0	-	-	-	0	0	0	23
24 Scarlet fever (050)	-	-	-	0	0	0	-	-	-	0	0	0	24
25 Streptococcal sore throat (051)	-	-	-	0	0	0	-	-	-	0	0	0	25
26 Diphtheria (055)	-	-	-	0	0	0	-	-	-	0	0	0	26
27 Whooping cough (056)	-	-	-	0	0	0	-	-	-	0	0	0	27
28 Meningococcal infections (057)	-	-	-	0	0	0	-	-	-	0	0	0	28
29 Acute poliomyelitis (080)	-	-	-	0	0	0	-	-	-	0	0	0	29
30 Acute infectious encephalitis (082)	-	-	-	0	0	0	1	1	-	5.2	5.5	0	30
31 Smallpox (084)	-	-	-	0	0	0	-	-	-	0	0	0	31
32 Measles (085)	-	-	-	0	0	0	-	-	-	0	0	0	32
33 Typhus and other rickettsial diseases (100-103, 105-108)	-	-	-	0	0	0	-	-	-	0	0	0	33
34 Rocky Mountain spotted fever (104)	-	-	-	0	0	0	-	-	-	0	0	0	34
35 Malaria (110-117)	-	-	-	0	0	0	-	-	-	0	0	0	35
36 All other diseases classified as infective and parasitic (030-039, 041-044, 049, 052-054, 059-074, 081, 083, 086-096, 120-138)	1	-	1	3.2	0	9.3	1	1	-	5.2	5.5	0	36
37 Malignant neoplasms, including neoplasms of lymphatic and haematopoietic tissues (140-205)	35	17	18	113.6	84.6	168.2	9	9	-	46.4	49.7	0	37
38 Benign and unspecified neoplasms (210-239)	1	-	1	3.2	0	9.3	-	-	-	0	0	0	38
39 Diabetes mellitus (260)	2	1	1	6.5	5.0	9.3	-	-	-	0	0	0	39
40 Pellagra (281)	-	-	-	0	0	0	-	-	-	0	0	0	40
41 Anemias (290-293)	-	-	-	0	0	0	-	-	-	0	0	0	41
42 Vascular lesions affecting central nervous system (330-334)	63	34	29	204.5	169.2	271.0	5	5	-	25.8	27.6	0	42
43 Nonmeningococcal meningitis (340)	2	2	-	6.5	10.0	0	-	-	-	0	0	0	43
44 Rheumatic fever (400-402)	-	-	-	0	0	0	-	-	-	0	0	0	44
45 Heart diseases (410-443)	80	57	23	259.7	283.6	215.0	35	30	5	180.4	165.7	384.6	45
46 Hypertension without mention of heart (444-447)	4	-	4	13.0	0	37.4	-	-	-	0	0	0	46
47 Influenza and pneumonia (480-483, 490-493)	14	6	8	45.5	29.9	74.8	2	1	1	10.3	5.5	76.9	47
48 Bronchitis (500-502)	-	-	-	0	0	0	-	-	-	0	0	0	48
49 Ulcer of stomach and duodenum (540, 541)	4	1	3	13.0	5.0	28.0	1	1	-	5.2	5.5	0	49
50 Appendicitis (550-553)	1	-	1	3.2	0	9.3	-	-	-	0	0	0	50
51 Intestinal obstruction and hernia (560, 561, 570)	-	-	-	0	0	0	-	-	-	0	0	0	51
52 Gastritis, duodenitis, enteritis and colitis (except diarrhea of the newborn) (543, 571, 572)	2	-	2	6.5	0	18.7	-	-	-	0	0	0	52
53 Cirrhosis of liver (581)	5	4	1	16.2	19.9	9.3	1	1	-	5.2	5.5	0	53
54 Nephritis and nephrosis (590-594)	4	3	1	13.0	14.9	9.3	-	-	-	0	0	0	54
55 Hyperplasia of prostate (610)	-	-	-	0	0	0	-	-	-	0	0	0	55
56 Complications of pregnancy, childbirth and the puerperium (640-652, 670-689)	1	-	1	3.2	0	9.3	1	-	1	5.2	0	76.9	56
57 Congenital malformations (750-759)	2	1	1	6.5	5.0	9.3	3	3	-	15.5	16.6	0	57
58 Birth injuries, postnatal asphyxia and atelectasis (760-762)	6	4	2	19.5	19.9	18.7	9	7	2	46.4	38.7	153.8	58
59 Infection of the newborn (763-768)	-	-	-	0	0	0	1	-	1	5.2	0	76.9	59
60 Other diseases peculiar to early infancy, and immaturity unqualified (769-776)	6	2	4	19.5	10.0	37.4	3	2	1	15.5	11.0	76.9	60
61 Senility, without mention of psychosis (794)	2	2	-	6.5	10.0	0	-	-	-	0	0	0	61
62 Ill-defined and unknown causes (780-793, 795)	3	1	2	9.7	5.0	18.7	-	-	-	0	0	0	62
63 Motor vehicle accidents (E810-E835)	2	2	-	6.5	10.0	0	4	4	-	20.6	22.1	0	63
64 All other accidents (E800-E802, E840-E942)	12	5	7	39.0	24.9	65.4	3	2	1	15.5	11.0	76.9	64
65 Suicide (E963, E970-E979)	1	1	-	3.2	5.0	0	1	1	-	5.2	5.5	0	65
66 Homicide (E964, E980-E985)	3	2	1	9.7	10.0	9.3	1	-	1	5.2	0	76.9	66
67 All other diseases (residual)	24	9	15	77.9	44.8	140.2	7	7	-	36.1	38.7	0	67

TABLE XIV-B VITAL STATISTICS, BY CITY, BY RACE, GEORGIA, 1961  
POPULATION 10,000—74,999

ITEM	WAYCROSS									1			
	Number			Rate or Ratio *			Number				Rate or Ratio *		
	Total	White	Non-White	Total	White	Non-White	Total	White	Non-White		Total	White	Non-White
1	Estimated population as of July 1	21,300	13,900	7,400									1
	<b>LIVE BIRTHS</b>												
2	Total	512	319	193	24.0	22.9	26.1						2
3	Delivered in hospital	507	318	189	99.0%	99.7%	97.9%						3
4	Delivered in home by physician	3	—	3	0.6%	0%	1.6%						4
5	Delivered in home by midwife	2	1	1	0.4%	0.3%	0.5%						5
6	Other deliveries	—	—	—	0%	0%	0%						6
7	Immature births	43	18	25	84.0	56.4	129.5						7
8	Live births to unwed mothers	54	7	47	105.5	21.9	243.5						8
	<b>FETAL DEATHS</b>												
9	Total	54	32	22	105.5	100.3	114.0						9
10	Under 20 weeks gestation	34	23	11	66.4	72.1	57.0						10
11	20-27 weeks gestation	6	2	4	11.7	6.3	20.7						11
12	28 weeks and more	11	6	5	21.5	18.8	25.9						12
13	Unknown length of gestation	3	1	2	5.9	3.1	10.4						13
	<b>DEATHS</b>												
14	Total, all ages	230	129	101	1079.8	928.1	1364.9						14
15	Under 1 year	18	7	11	35.2	21.9	57.0						15
16	Under 28 days	14	6	8	27.3	18.8	41.5						16
17	Deaths from immaturity	4	1	3	7.8	3.1	15.5						17
18	1-4 years " "	2	—	2	—	—	—						18
19	Maternal deaths	—	—	—	0	0	0						19
	<b>CAUSE OF DEATH</b>												
20	Tuberculosis, all forms (001-019)	2	—	2	9.4	0	27.0						20
21	Syphilis and its sequelae (020-029)	—	—	—	0	0	0						21
22	Typhoid fever (040)	—	—	—	0	0	0						22
23	Dysentery, all forms (045-048)	—	—	—	0	0	0						23
24	Scarlet fever (050)	—	—	—	0	0	0						24
25	Streptococcal sore throat (051)	—	—	—	0	0	0						25
26	Diphtheria (055)	—	—	—	0	0	0						26
27	Whooping cough (056)	—	—	—	0	0	0						27
28	Meningococcal infections (057)	—	—	—	0	0	0						28
29	Acute poliomyelitis (080)	—	—	—	0	0	0						29
30	Acute infectious encephalitis (082)	—	—	—	0	0	0						30
31	Smallpox (084)	—	—	—	0	0	0						31
32	Measles (085)	1	1	—	4.7	7.2	0						32
33	Typhus and other rickettsial diseases (100-103, 105-108)	—	—	—	0	0	0						33
34	Rocky Mountain spotted fever (104)	—	—	—	0	0	0						34
35	Malaria (110-117)	—	—	—	0	0	0						35
36	All other diseases classified as infective and parasitic (030-039, 041-044, 049, 052-054, 059-074, 081, 083, 086-096, 120-138)	1	—	1	4.7	0	13.5						36
37	Malignant neoplasms, including neoplasms of lymphatic and haematopoietic tissues (140-205)	35	23	12	164.3	165.5	162.2						37
38	Benign and unspecified neoplasms (210-239)	1	—	1	4.7	0	13.5						38
39	Diabetes mellitus (260)	3	2	1	14.1	14.4	13.5						39
40	Pellagra (281)	—	—	—	0	0	0						40
41	Anemias (290-293)	3	2	1	14.1	14.4	13.5						41
42	Vascular lesions affecting central nervous system (330-334)	35	13	22	164.3	93.5	297.3						42
43	Nonmeningococcal meningitis (340)	1	—	1	4.7	0	13.5						43
44	Rheumatic fever (400-402)	—	—	—	0	0	0						44
45	Heart diseases (410-443)	79	54	25	370.9	388.5	337.8						45
46	Hypertension without mention of heart (444-447)	2	1	1	9.4	7.2	13.5						46
47	Influenza and pneumonia (480-483, 490-493)	4	1	3	18.8	7.2	40.5						47
48	Bronchitis (500-502)	—	—	—	0	0	0						48
49	Ulcer of stomach and duodenum (540, 541)	3	1	2	14.1	7.2	27.0						49
50	Appendicitis (550-553)	1	1	—	4.7	7.2	0						50
51	Intestinal obstruction and hernia (560, 561, 570)	1	1	—	4.7	7.2	0						51
52	Gastritis, duodenitis, enteritis and colitis (except diarrhea of the newborn) (543, 571, 572)	2	1	1	9.4	7.2	13.5						52
53	Cirrhosis of liver (581)	2	1	1	9.4	7.2	13.5						53
54	Nephritis and nephrosis (590-594)	4	2	2	18.8	14.4	27.0						54
55	Hyperplasia of prostate (610)	1	1	—	4.7	7.2	0						55
56	Complications of pregnancy, childbirth and the puerperium (640-652, 670-689)	—	—	—	0	0	0						56
57	Congenital malformations (750-759)	4	2	2	18.8	14.4	27.0						57
58	Birth injuries, postnatal asphyxia and atelectasis (760-762)	5	3	2	23.5	21.6	27.0						58
59	Infection of the newborn (763-768)	2	—	2	9.4	0	27.0						59
60	Other diseases peculiar to early infancy, and immaturity unqualified (769-774)	5	2	3	23.5	14.4	40.5						60
61	Senility, without mention of psychosis (794)	—	—	—	0	0	0						61
62	Ill-defined and unknown causes (780-793, 795)	1	—	1	4.7	0	13.5						62
63	Motor vehicle accidents (E810-E835)	1	—	1	4.7	0	13.5						63
64	All other accidents (E800-E802, E840-E962)	6	5	1	28.2	36.0	13.5						64
65	Suicide (E963, E970-E979)	1	1	—	4.7	7.2	0						65
66	Homicide (E964, E980-E985)	1	1	—	4.7	7.2	0						66
67	All other diseases (residual)	23	10	13	108.0	71.9	175.7						67

TABLE XIV-C VITAL STATISTICS, BY CITY POPULATION 2,500-9,999 BY RACE, GEORGIA, 1961

ITEM	ADEL						ALMA						
	Number			Rate or Ratio *			Number			Rate or Ratio *			
	Total	White	Non-White	Total	White	Non-White	Total	White	Non-White	Total	White	Non-White	
1 Estimated population as of July 1	4,400	2,700	1,700				3,500	2,900	600				1
<b>LIVE BIRTHS</b>													
2 Total	142	80	62	32.3	29.6	36.5	85	53	32	24.3	18.3	53.3	2
3 Delivered in hospital	132	79	53	93.0%	98.8%	85.5%	81	53	28	95.3%	100.0%	87.5%	3
4 Delivered in home by physician	1	1	—	0.7%	1.3%	0%	—	—	—	0%	0%	0%	4
5 Delivered in home by midwife	9	—	9	6.3%	0%	14.5%	4	—	4	4.7%	0%	12.5%	5
6 Other deliveries	—	—	—	0%	0%	0%	—	—	—	0%	0%	0%	6
7 Immature births	11	6	5	77.5	75.0	80.6	4	3	1	47.1	56.6	31.3	7
8 Live births to unwed mothers	11	1	10	77.5	12.5	161.3	7	—	7	82.4	0	218.8	8
<b>FETAL DEATHS</b>													
9 Total	7	4	3	49.3	50.0	48.4	2	2	—	23.5	37.7	0	9
10 Under 20 weeks gestation	2	—	2	14.1	0	32.3	1	1	—	11.8	18.9	0	10
11 20-27 weeks gestation	3	2	1	21.1	25.0	16.1	—	—	—	0	0	0	11
12 28 weeks and more	2	2	—	14.1	25.0	0	1	1	—	11.8	18.9	0	12
13 Unknown length of gestation	—	—	—	0	0	0	—	—	—	0	0	0	13
<b>DEATHS</b>													
14 Total, all ages	36	30	6	818.2	1111.1	352.9	45	38	7	1285.7	310.3	1166.7	14
15 Under 1 year	5	5	—	35.2	62.5	0	4	3	1	47.1	56.6	31.3	15
16 Under 28 days	5	5	—	35.2	62.5	0	3	3	—	35.3	56.6	0	16
17 Deaths from immaturity	—	—	—	0	0	0	1	1	—	11.8	18.9	0	17
18 1-4 years **	—	—	—	—	—	—	1	—	1	—	—	—	18
19 Maternal deaths	—	—	—	0	0	0	—	—	—	0	0	0	19
<b>CAUSE OF DEATH</b>													
20 Tuberculosis, all forms (001-019)	—	—	—	0	0	0	—	—	—	0	0	0	20
21 Syphilis and its sequelae (020-029)	—	—	—	0	0	0	—	—	—	0	0	0	21
22 Typhoid fever (040)	—	—	—	0	0	0	—	—	—	0	0	0	22
23 Dysentery, all forms (045-048)	—	—	—	0	0	0	—	—	—	0	0	0	23
24 Scarlet fever (050)	—	—	—	0	0	0	—	—	—	0	0	0	24
25 Streptococcal sore throat (051)	—	—	—	0	0	0	—	—	—	0	0	0	25
26 Diphtheria (055)	—	—	—	0	0	0	—	—	—	0	0	0	26
27 Whooping cough (056)	—	—	—	0	0	0	—	—	—	0	0	0	27
28 Meningococcal infections (057)	—	—	—	0	0	0	—	—	—	0	0	0	28
29 Acute poliomyelitis (080)	—	—	—	0	0	0	—	—	—	0	0	0	29
30 Acute infectious encephalitis (082)	—	—	—	0	0	0	—	—	—	0	0	0	30
31 Smallpox (084)	—	—	—	0	0	0	—	—	—	0	0	0	31
32 Measles (085)	—	—	—	0	0	0	—	—	—	0	0	0	32
33 Typhus and other rickettsial diseases (100-103, 105-108)	—	—	—	0	0	0	—	—	—	0	0	0	33
34 Rocky Mountain spotted fever (104)	—	—	—	0	0	0	—	—	—	0	0	0	34
35 Malaria (110-117)	—	—	—	0	0	0	—	—	—	0	0	0	35
36 All other diseases classified as infective and parasitic (030-039, 041-044, 049, 052-054, 059-074, 081, 083, 086-096, 120-138)	—	—	—	0	0	0	—	—	—	0	0	0	36
37 Malignant neoplasms, including neoplasms of lymphatic and haematopoietic tissues (140-205)	2	2	—	45.5	74.1	0	6	4	2	171.4	137.9	333.3	37
38 Benign and unspecified neoplasms (210-239)	—	—	—	0	0	0	—	—	—	0	0	0	38
39 Diabetes mellitus (260)	1	1	—	22.7	37.0	0	—	—	—	0	0	0	39
40 Pellagra (281)	—	—	—	0	0	0	—	—	—	0	0	0	40
41 Anemias (290-293)	—	—	—	0	0	0	—	—	—	0	0	0	41
42 Vascular lesions effecting central nervous system (330-334)	5	3	2	113.6	111.1	117.6	5	4	1	142.9	137.9	166.7	42
43 Nonmeningococcal meningitis (340)	—	—	—	0	0	0	—	—	—	0	0	0	43
44 Rheumatic fever (400-402)	—	—	—	0	0	0	—	—	—	0	0	0	44
45 Heart diseases (410-443)	13	12	1	295.5	444.4	58.8	20	18	2	571.4	620.7	333.3	45
46 Hypertension without mention of heart (444-447)	2	1	1	45.5	37.0	58.8	—	—	—	0	0	0	46
47 Influenza and pneumonia (480-483, 490-493)	—	—	—	0	0	0	2	—	2	57.1	0	333.3	47
48 Bronchitis (500-502)	—	—	—	0	0	0	2	2	—	57.1	69.0	0	48
49 Ulcer of stomach and duodenum (540, 541)	1	1	—	22.7	37.0	0	—	—	—	0	0	0	49
50 Appendicitis (550-553)	—	—	—	0	0	0	—	—	—	0	0	0	50
51 Intestinal obstruction and hernia (560, 561, 570)	—	—	—	0	0	0	1	1	—	28.6	34.5	0	51
52 Gastritis, duodenitis, enteritis and colitis (except diarrhea of the newborn) (543, 571, 572)	—	—	—	0	0	0	—	—	—	0	0	0	52
53 Cirrhosis of liver (581)	—	—	—	0	0	0	—	—	—	0	0	0	53
54 Nephritis and nephrosis (590-594)	—	—	—	0	0	0	—	—	—	0	0	0	54
55 Hyperplasia of prostate (610)	—	—	—	0	0	0	—	—	—	0	0	0	55
56 Complications of pregnancy, childbirth and the puerperium (640-652, 670-689)	—	—	—	0	0	0	—	—	—	0	0	0	56
57 Congenital malformations (750-759)	—	—	—	0	0	0	—	—	—	0	0	0	57
58 Birth injuries, postnatal asphyxia and atelectasis (760-762)	1	1	—	22.7	37.0	0	—	—	—	0	0	0	58
59 Infection of the newborn (763-768)	—	—	—	0	0	0	1	1	—	28.6	34.5	0	59
60 Other diseases peculiar to early infancy, and immaturity unqualified (769-774)	3	3	—	68.2	111.1	0	2	2	—	57.1	69.0	0	60
61 Senility, without mention of psychosis (794)	—	—	—	0	0	0	—	—	—	0	0	0	61
62 Ill-defined and unknown causes (780-793, 795)	1	—	1	22.7	0	58.8	—	—	—	0	0	0	62
63 Motor vehicle accidents (E810-E835)	—	—	—	0	0	0	1	1	—	28.6	34.5	0	63
64 All other accidents (E800-E802, E840-E962)	1	—	1	22.7	0	58.8	1	1	—	28.6	34.5	0	64
65 Suicide (E963, E970-E979)	3	3	—	68.2	111.1	0	1	1	—	28.6	34.5	0	65
66 Homicide (E964, E980-E985)	—	—	—	0	0	0	—	—	—	0	0	0	66
67 All other diseases (residual)	3	3	—	68.2	111.1	0	3	3	—	85.7	103.4	0	67

TABLE XIV-C VITAL STATISTICS, BY CITY, BY RACE, GEORGIA, 1961  
POPULATION 2,500-9,999

ITEM	ASHBURN						BARNESVILLE					
	Number			Rate or Ratio *			Number			Rate or Ratio *		
	Total	White	Non-White	Total	White	Non-White	Total	White	Non-White	Total	White	Non-White
1 Estimated population as of July 1	3,300	1,900	1,400				5,000	2,900	2,100			
<b>LIVE BIRTHS</b>												
2 Total	106	34	72	32.1	17.9	51.4	144	66	78	28.8	22.8	37.1
3 Delivered in hospital	70	34	36	66.0%	100.0%	50.0%	133	66	67	92.4%	100.0%	85.9%
4 Delivered in home by physician	5	-	5	4.7%	0%	6.9%	-	-	-	0%	0%	0%
5 Delivered in home by midwife	31	-	31	29.2%	0%	43.1%	11	-	11	7.6%	0%	14.1%
6 Other deliveries	-	-	-	0%	0%	0%	-	-	-	0%	0%	0%
7 Immature births	16	2	14	150.9	58.8	194.4	12	3	9	83.3	45.5	115.4
8 Live births to unwed mothers	21	1	20	198.1	29.4	277.8	18	2	16	125.0	30.3	205.1
<b>FETAL DEATHS</b>												
9 Total	1	-	1	9.4	0	13.9	4	2	2	27.8	30.3	25.6
10 Under 20 weeks gestation	-	-	-	0	0	0	2	1	1	13.9	15.2	12.8
11 20-27 weeks gestation	-	-	-	0	0	0	2	1	1	13.9	15.2	12.8
12 28 weeks and more	1	-	1	9.4	0	13.9	-	-	-	0	0	0
13 Unknown length of gestation	-	-	-	0	0	0	-	-	-	0	0	0
<b>DEATHS</b>												
14 Total, all ages	40	19	21	121.1	100.0	150.0	57	35	22	140.0	206.9	104.7
15 Under 1 year	4	-	4	37.7	0	55.6	5	2	3	34.7	30.3	38.5
16 Under 28 days	3	-	3	28.3	0	41.7	3	2	1	20.8	30.3	12.8
17 Deaths from immaturity	2	-	2	18.9	0	27.8	-	-	-	0	0	0
18 1-4 years * *	-	-	-	-	-	-	-	-	-	-	-	-
19 Maternal deaths	-	-	-	0	0	0	-	-	-	0	0	0
<b>CAUSE OF DEATH</b>												
20 Tuberculosis, all forms (001-019)	1	-	1	30.3	0	71.4	-	-	-	0	0	0
21 Syphilis and its sequelae (020-029)	-	-	-	0	0	0	-	-	-	0	0	0
22 Typhoid fever (040)	-	-	-	0	0	0	-	-	-	0	0	0
23 Dysentery, all forms (045-048)	-	-	-	0	0	0	-	-	-	0	0	0
24 Scarlet fever (050)	-	-	-	0	0	0	-	-	-	0	0	0
25 Streptococcal sore throat (051)	-	-	-	0	0	0	-	-	-	0	0	0
26 Diphtheria (055)	-	-	-	0	0	0	-	-	-	0	0	0
27 Whooping cough (056)	-	-	-	0	0	0	-	-	-	0	0	0
28 Meningococcal infections (057)	-	-	-	0	0	0	-	-	-	0	0	0
29 Acute poliomyelitis (080)	-	-	-	0	0	0	-	-	-	0	0	0
30 Acute infectious encephalitis (082)	-	-	-	0	0	0	-	-	-	0	0	0
31 Smallpox (084)	-	-	-	0	0	0	-	-	-	0	0	0
32 Measles (085)	-	-	-	0	0	0	-	-	-	0	0	0
33 Typhus and other rickettsial diseases (100-103, 105-108)	-	-	-	0	0	0	-	-	-	0	0	0
34 Rocky Mountain spotted fever (104)	-	-	-	0	0	0	-	-	-	0	0	0
35 Malaria (110-117)	-	-	-	0	0	0	-	-	-	0	0	0
36 All other diseases classified as infective and parasitic (030-039, 041-044, 049, 052-054, 059-074, 081, 083, 086-096, 120-138)	-	-	-	0	0	0	-	-	-	0	0	0
37 Malignant neoplasms, including neoplasms of lymphatic and haematopoietic tissues (140-205)	1	1	-	30.3	52.6	0	5	3	2	100.0	103.4	95.2
38 Benign and unspecified neoplasms (210-239)	-	-	-	0	0	0	-	-	-	0	0	0
39 Diabetes mellitus (260)	2	1	1	60.6	52.6	71.4	1	-	1	20.0	0	47.6
40 Pellagra (281)	-	-	-	0	0	0	-	-	-	0	0	0
41 Anemias (290-293)	-	-	-	0	0	0	-	-	-	0	0	0
42 Vascular lesions affecting central nervous system (330-334)	12	4	8	363.6	210.5	571.4	8	3	5	160.0	103.4	238.1
43 Nonmeningococcal meningitis (340)	1	-	1	30.3	0	71.4	-	-	-	0	0	0
44 Rheumatic fever (400-402)	-	-	-	0	0	0	-	-	-	0	0	0
45 Heart diseases (410-443)	13	9	4	393.9	473.7	285.7	22	15	7	440.0	517.2	333.3
46 Hypertension without mention of heart (444-447)	-	-	-	0	0	0	-	-	-	0	0	0
47 Influenza and pneumonia (480-483, 490-493)	2	2	-	60.6	105.3	0	2	1	1	40.0	34.5	47.6
48 Bronchitis (500-502)	-	-	-	0	0	0	1	1	-	20.0	34.5	0
49 Ulcer of stomach and duodenum (540, 541)	-	-	-	0	0	0	1	1	-	20.0	34.5	0
50 Appendicitis (550-553)	-	-	-	0	0	0	-	-	-	0	0	0
51 Intestinal obstruction and hernia (560, 561, 570)	-	-	-	0	0	0	-	-	-	0	0	0
52 Gastritis, duodenitis, enteritis and colitis (except diarrhea of the newborn) (543, 571, 572)	-	-	-	0	0	0	2	-	2	40.0	0	95.2
53 Cirrhosis of liver (581)	1	-	1	30.3	0	71.4	1	1	-	20.0	34.5	0
54 Nephritis and nephrosis (590-594)	-	-	-	0	0	0	1	-	1	20.0	0	47.6
55 Hyperplasia of prostate (610)	-	-	-	0	0	0	-	-	-	0	0	0
56 Complications of pregnancy, childbirth and the puerperium (640-652, 670-689)	-	-	-	0	0	0	-	-	-	0	0	0
57 Congenital malformations (750-759)	1	-	1	30.3	0	71.4	-	-	-	0	0	0
58 Birth injuries, postnatal asphyxia and atelectasis (760-762)	-	-	-	0	0	0	3	2	1	60.0	69.0	47.6
59 Infection of the newborn (763-768)	-	-	-	0	0	0	-	-	-	0	0	0
60 Other diseases peculiar to early infancy, and immaturity unqualified (769-776)	2	-	2	60.6	0	142.9	-	-	-	0	0	0
61 Senility, without mention of psychosis (794)	-	-	-	0	0	0	-	-	-	0	0	0
62 Ill-defined and unknown causes (780-793, 795)	-	-	-	0	0	0	1	1	-	20.0	34.5	0
63 Motor vehicle accidents (E810-E835)	1	-	1	30.3	0	71.4	1	1	-	20.0	34.5	0
64 All other accidents (E800-E802, E840-E862)	2	1	1	60.6	52.6	71.4	2	-	2	40.0	0	95.2
65 Suicide (E963, E970-E979)	1	1	-	30.3	52.6	0	-	-	-	0	0	0
66 Homicide (E964, E980-E985)	-	-	-	0	0	0	-	-	-	0	0	0
67 All other diseases (residual)	-	-	-	0	0	0	5	5	-	100.0	172.4	0

TABLE XIV-C VITAL STATISTICS, BY CITY, BY RACE, GEORGIA, 1961  
POPULATION 2,500 - 9,999

ITEM	BAXLEY						BLAKELY					
	Number			Rate or Ratio *			Number			Rate or Ratio *		
	Total	White	Non-White	Total	White	Non-White	Total	White	Non-White	Total	White	Non-White
1 Estimated population as of July 1	4,400	3,000	1,400				3,600	2,200	1,400			
<b>LIVE BIRTHS</b>												
2 Total	99	62	37	22.5	20.7	26.4	89	52	37	24.7	23.6	26.4
3 Delivered in hospital	81	60	21	81.8%	96.8%	56.8%	62	51	11	69.7%	98.1%	29.7%
4 Delivered in home by physician	6	1	5	6.1%	1.6%	13.5%	2	1	1	2.2%	1.9%	2.7%
5 Delivered in home by midwife	11	1	10	11.1%	1.6%	27.0%	25	-	25	28.1%	0%	67.6%
6 Other deliveries	1	-	1	1.0%	0%	2.7%	-	-	-	0%	0%	0%
7 Immature births	9	5	4	90.9	80.6	108.1	16	11	5	179.8	211.5	135.1
8 Live births to unwed mothers	8	3	5	80.8	48.4	135.1	7	1	6	78.7	19.2	162.2
<b>FETAL DEATHS</b>												
9 Total	1	-	1	10.1	0	27.0	1	-	1	11.2	0	27.0
10 Under 20 weeks gestation	-	-	-	0	0	0	-	-	-	0	0	0
11 20-27 weeks gestation	-	-	-	0	0	0	-	-	-	0	0	0
12 28 weeks and more	1	-	1	10.1	0	27.0	1	-	1	11.2	0	27.0
13 Unknown length of gestation	-	-	-	0	0	0	-	-	-	0	0	0
<b>DEATHS</b>												
14 Total, all ages	40	26	14	909.1	866.7	1000.0	40	23	17	1111.1	1045.5	1214.3
15 Under 1 year	3	2	1	30.3	32.3	27.0	4	3	1	44.9	57.7	27.0
16 Under 28 days	2	2	-	20.2	32.3	0	2	2	-	22.5	38.5	0
17 Deaths from immaturity	-	-	-	0	0	0	-	-	-	0	0	0
18 1-4 years **	1	-	1	-	-	-	-	-	-	-	-	-
19 Maternal deaths	-	-	-	0	0	0	-	-	-	0	0	0
<b>CAUSE OF DEATH</b>												
20 Tuberculosis, all forms (001-019)	-	-	-	0	0	0	-	-	-	0	0	0
21 Syphilis and its sequelae (020-029)	-	-	-	0	0	0	-	-	-	0	0	0
22 Typhoid fever (040)	-	-	-	0	0	0	-	-	-	0	0	0
23 Dysentery, all forms (045-048)	-	-	-	0	0	0	-	-	-	0	0	0
24 Scarlet fever (050)	-	-	-	0	0	0	-	-	-	0	0	0
25 Streptococcal sore throat (051)	-	-	-	0	0	0	-	-	-	0	0	0
26 Diphtheria (055)	-	-	-	0	0	0	-	-	-	0	0	0
27 Whooping cough (056)	-	-	-	0	0	0	-	-	-	0	0	0
28 Meningococcal infections (057)	-	-	-	0	0	0	-	-	-	0	0	0
29 Acute poliomyelitis (080)	-	-	-	0	0	0	-	-	-	0	0	0
30 Acute infectious encephalitis (082)	-	-	-	0	0	0	-	-	-	0	0	0
31 Smallpox (084)	-	-	-	0	0	0	-	-	-	0	0	0
32 Measles (085)	-	-	-	0	0	0	-	-	-	0	0	0
33 Typhus and other rickettsial diseases (100-103, 105-108)	-	-	-	0	0	0	-	-	-	0	0	0
34 Rocky Mountain spotted fever (104)	-	-	-	0	0	0	-	-	-	0	0	0
35 Malaria (110-117)	-	-	-	0	0	0	-	-	-	0	0	0
36 All other diseases classified as infective and parasitic (030-039, 041-044, 049, 052-054, 059-074, 081, 083, 086-096, 120-138)	-	-	-	0	0	0	-	-	-	0	0	0
37 Malignant neoplasms, including neoplasms of lymphatic and haematopoietic tissues (140-205)	2	1	1	45.5	33.3	71.4	4	2	2	111.1	90.9	142.9
38 Benign and unspecified neoplasms (210-239)	-	-	-	0	0	0	-	-	-	0	0	0
39 Diabetes mellitus (260)	4	2	2	90.9	66.7	142.9	2	1	1	55.6	45.5	71.4
40 Pellagra (281)	-	-	-	0	0	0	-	-	-	0	0	0
41 Anemias (290-293)	-	-	-	0	0	0	-	-	-	0	0	0
42 Vascular lesions affecting central nervous system (330-334)	4	2	2	90.9	66.7	142.9	7	3	4	194.4	136.4	285.7
43 Nonmeningococcal meningitis (340)	-	-	-	0	0	0	-	-	-	0	0	0
44 Rheumatic fever (400-402)	-	-	-	0	0	0	-	-	-	0	0	0
45 Heart diseases (410-443)	15	13	2	340.9	433.3	142.9	12	6	6	333.3	272.7	428.6
46 Hypertension without mention of heart (444-447)	-	-	-	0	0	0	-	-	-	0	0	0
47 Influenza and pneumonia (480-483, 490-493)	3	1	2	68.2	33.3	142.9	2	2	-	55.6	90.9	0
48 Bronchitis (500-502)	-	-	-	0	0	0	-	-	-	0	0	0
49 Ulcer of stomach and duodenum (540, 541)	-	-	-	0	0	0	-	-	-	0	0	0
50 Appendicitis (550-553)	-	-	-	0	0	0	-	-	-	0	0	0
51 Intestinal obstruction and hernia (560, 561, 570)	2	2	-	45.5	66.7	0	-	-	-	0	0	0
52 Gastritis, duodenitis, enteritis and colitis (except diarrhea of the newborn) (543, 571, 572)	-	-	-	0	0	0	-	-	-	0	0	0
53 Cirrhosis of liver (581)	-	-	-	0	0	0	-	-	-	0	0	0
54 Nephritis and nephrosis (590-594)	-	-	-	0	0	0	1	-	1	27.8	0	71.4
55 Hyperplasia of prostate (610)	-	-	-	0	0	0	-	-	-	0	0	0
56 Complications of pregnancy, childbirth and the puerperium (640-652, 670-689)	-	-	-	0	0	0	-	-	-	0	0	0
57 Congenital malformations (750-759)	1	-	1	22.7	0	71.4	1	1	-	27.8	45.5	0
58 Birth injuries, postnatal asphyxia and atelectasis (760-762)	2	2	-	45.5	66.7	0	2	2	-	55.6	90.9	0
59 Infection of the newborn (763-768)	-	-	-	0	0	0	1	-	1	27.8	0	71.4
60 Other diseases peculiar to early infancy, and immaturity unqualified (769-776)	-	-	-	0	0	0	-	-	-	0	0	0
61 Senility, without mention of psychosis (794)	-	-	-	0	0	0	-	-	-	0	0	0
62 Ill-defined and unknown causes (780-793, 795)	1	-	1	22.7	0	71.4	-	-	-	0	0	0
63 Motor vehicle accidents (E810-E835)	1	1	-	22.7	33.3	0	3	2	1	83.3	90.9	71.4
64 All other accidents (E800-E802, E840-E962)	1	-	1	22.7	0	71.4	2	2	-	55.6	90.9	0
65 Suicide (E963, E970-E979)	-	-	-	0	0	0	-	-	-	0	0	0
66 Homicide (E964, E980-E985)	-	-	-	0	0	0	-	-	-	0	0	0
67 All other diseases (residual)	4	2	2	90.9	66.7	142.9	3	2	1	83.3	90.9	71.4

TABLE XIV-C VITAL STATISTICS, BY CITY, BY RACE, GEORGIA, 1961  
POPULATION 2,500-9,999

ITEM	BREMEN						BUFORD						
	Number			Rate or Ratio *			Number			Rate or Ratio *			
	Total	White	Non-White	Total	White	Non-White	Total	White	Non-White	Total	White	Non-White	
1 Estimated population as of July 1	3,200	3,000	200				4,300	3,200	1,100				1
<b>LIVE BIRTHS</b>													
2 Total	78	67	11	24.4	22.3	55.0	94	66	28	21.9	20.6	25.5	2
3 Delivered in hospital	77	67	10	98.7%	100.0%	90.9%	94	66	28	100.0%	100.0%	100.0%	3
4 Delivered in home by physician	-	-	-	0%	0%	0%	-	-	-	0%	0%	0%	4
5 Delivered in home by midwife	1	-	1	1.3%	0%	9.1%	-	-	-	0%	0%	0%	5
6 Other deliveries	-	-	-	0%	0%	0%	-	-	-	0%	0%	0%	6
7 Immature births	5	3	2	64.1	44.8	181.8	7	4	3	74.5	60.6	107.1	7
8 Live births to unwed mothers	2	-	2	25.6	0	181.8	7	2	5	74.5	30.3	178.6	8
<b>FETAL DEATHS</b>													
9 Total	2	2	-	25.6	29.9	0	1	-	1	10.6	0	35.7	9
10 Under 20 weeks gestation	1	1	-	12.8	14.9	0	1	-	1	10.6	0	35.7	10
11 20-27 weeks gestation	-	-	-	0	0	0	-	-	-	0	0	0	11
12 28 weeks and more	1	1	-	12.8	14.9	0	-	-	-	0	0	0	12
13 Unknown length of gestation	-	-	-	0	0	0	-	-	-	0	0	0	13
<b>DEATHS</b>													
14 Total, all ages	22	19	3	687.5	633.3	1500.0	43	34	9	1000.0	1062.5	818.2	14
15 Under 1 year	2	1	1	25.6	14.9	90.9	1	-	1	10.6	0	35.7	15
16 Under 28 days	2	1	1	25.6	14.9	90.9	1	-	1	10.6	0	35.7	16
17 Deaths from immaturity	-	-	-	0	0	0	-	-	-	0	0	0	17
18 1-4 years **	1	1	-	-	-	-	-	-	-	-	-	-	18
19 Maternal deaths	-	-	-	0	0	0	-	-	-	0	0	0	19
<b>CAUSE OF DEATH</b>													
20 Tuberculosis, all forms (001-019)	-	-	-	0	0	0	-	-	-	0	0	0	20
21 Syphilis and its sequelae (020-029)	-	-	-	0	0	0	-	-	-	0	0	0	21
22 Typhoid fever (040)	-	-	-	0	0	0	-	-	-	0	0	0	22
23 Dysentery, all forms (045-048)	-	-	-	0	0	0	-	-	-	0	0	0	23
24 Scarlet fever (050)	-	-	-	0	0	0	-	-	-	0	0	0	24
25 Streptococcal sore throat (051)	-	-	-	0	0	0	-	-	-	0	0	0	25
26 Diphtheria (055)	-	-	-	0	0	0	-	-	-	0	0	0	26
27 Whooping cough (056)	-	-	-	0	0	0	-	-	-	0	0	0	27
28 Meningococcal infections (057)	-	-	-	0	0	0	-	-	-	0	0	0	28
29 Acute poliomyelitis (080)	-	-	-	0	0	0	-	-	-	0	0	0	29
30 Acute infectious encephalitis (082)	-	-	-	0	0	0	-	-	-	0	0	0	30
31 Smallpox (084)	-	-	-	0	0	0	-	-	-	0	0	0	31
32 Measles (085)	-	-	-	0	0	0	-	-	-	0	0	0	32
33 Typhus and other rickettsial diseases (100-103, 105-108)	-	-	-	0	0	0	-	-	-	0	0	0	33
34 Rocky Mountain spotted fever (104)	-	-	-	0	0	0	-	-	-	0	0	0	34
35 Malaria (110-117)	-	-	-	0	0	0	-	-	-	0	0	0	35
36 All other diseases classified as infective and parasitic (030-039, 041-044, 049, 052-054, 059-074, 081, 083, 086-096, 120-138)	-	-	-	0	0	0	-	-	-	0	0	0	36
37 Malignant neoplasms, including neoplasms of lymphatic and haematopoietic tissues (140-205)	4	4	-	125.0	133.3	0	3	2	1	69.8	62.5	90.9	37
38 Benign and unspecified neoplasms (210-239)	-	-	-	0	0	0	2	2	-	46.5	62.5	0	38
39 Diabetes mellitus (260)	-	-	-	0	0	0	-	-	-	0	0	0	39
40 Pellagra (281)	-	-	-	0	0	0	-	-	-	0	0	0	40
41 Anemias (290-293)	-	-	-	0	0	0	-	-	-	0	0	0	41
42 Vascular lesions affecting central nervous system (330-334)	1	1	-	31.3	33.3	0	10	8	2	232.6	250.0	181.8	42
43 Nonmeningococcal meningitis (340)	-	-	-	0	0	0	1	1	-	23.3	31.3	0	43
44 Rheumatic fever (400-402)	-	-	-	0	0	0	-	-	-	0	0	0	44
45 Heart diseases (410-443)	7	7	-	218.8	233.3	0	17	13	4	395.3	406.3	363.6	45
46 Hypertension without mention of heart (444-447)	2	1	1	62.5	33.3	500.0	-	-	-	0	0	0	46
47 Influenza and pneumonia (480-483, 490-493)	-	-	-	0	0	0	-	-	-	0	0	0	47
48 Bronchitis (500-502)	-	-	-	0	0	0	-	-	-	0	0	0	48
49 Ulcer of stomach and duodenum (540, 541)	-	-	-	0	0	0	1	1	-	23.3	31.3	0	49
50 Appendicitis (550-553)	-	-	-	0	0	0	-	-	-	0	0	0	50
51 Intestinal obstruction and hernia (560, 561, 570)	-	-	-	0	0	0	-	-	-	0	0	0	51
52 Gastritis, duodenitis, enteritis and colitis (except diarrhea of the newborn) (543, 571, 572)	-	-	-	0	0	0	-	-	-	0	0	0	52
53 Cirrhosis of liver (581)	-	-	-	0	0	0	-	-	-	0	0	0	53
54 Nephritis and nephrosis (590-594)	-	-	-	0	0	0	-	-	-	0	0	0	54
55 Hyperplasia of prostate (610)	-	-	-	0	0	0	-	-	-	0	0	0	55
56 Complications of pregnancy, childbirth and the puerperium (640-652, 670-689)	-	-	-	0	0	0	-	-	-	0	0	0	56
57 Congenital malformations (750-759)	-	-	-	0	0	0	-	-	-	0	0	0	57
58 Birth injuries, postnatal asphyxia and atelectasis (760-762)	-	-	-	0	0	0	1	-	1	23.3	0	90.9	58
59 Infection of the newborn (763-768)	1	1	-	31.3	33.3	0	-	-	-	0	0	0	59
60 Other diseases peculiar to early infancy, and immaturity unqualified (769-776)	1	-	1	31.3	0	500.0	-	-	-	0	0	0	60
61 Senility, without mention of psychosis (794)	-	-	-	0	0	0	-	-	-	0	0	0	61
62 Ill-defined and unknown causes (780-793, 795)	-	-	-	0	0	0	-	-	-	0	0	0	62
63 Motor vehicle accidents (E810-E835)	3	3	-	93.8	100.0	0	2	2	-	46.5	62.5	0	63
64 All other accidents (E800-E802, E840-E962)	1	1	-	31.3	33.3	0	1	1	-	23.3	31.3	0	64
65 Suicide (E963, E970-E979)	-	-	-	0	0	0	-	-	-	0	0	0	65
66 Homicide (E964, E980-E985)	-	-	-	0	0	0	2	1	1	46.5	31.3	90.9	66
67 All other diseases (residual)	2	1	1	62.5	33.3	500.0	3	3	-	69.8	93.8	0	67



TABLE XIV-C VITAL STATISTICS, BY CITY, BY RACE, GEORGIA, 1961  
POPULATION 2,500-9,999

ITEM	CAIRO						CALHOUN					
	Number			Rate or Ratio **			Number			Rate or Ratio **		
	Total	White	Non-White	Total	White	Non-White	Total	White	Non-White	Total	White	Non-White
1 Estimated population as of July 1	7,600	4,400	3,200				3,600	3,000	600			
<b>LIVE BIRTHS</b>												
2 Total	182	101	81	23.9	23.0	25.3	96	77	19	26.7	25.7	31.7
3 Delivered in hospital	157	101	56	86.3%	100.0%	69.1%	96	77	19	100.0%	100.0%	100.0%
4 Delivered in home by physician	1	—	1	0.5%	0%	1.2%	—	—	—	0%	0%	0%
5 Delivered in home by midwife	24	—	24	13.2%	0%	29.6%	—	—	—	0%	0%	0%
6 Other deliveries	—	—	—	0%	0%	0%	—	—	—	0%	0%	0%
7 Immature births	14	1	13	76.9	9.9	160.5	3	2	1	31.3	26.0	52.6
8 Live births to unwed mothers	20	2	18	109.9	19.8	222.2	7	2	5	72.9	26.0	263.2
<b>FETAL DEATHS</b>												
9 Total	4	1	3	22.0	9.9	37.0	4	1	3	41.7	13.0	157.9
10 Under 20 weeks gestation	—	—	—	0	0	0	—	—	—	0	0	0
11 20-27 weeks gestation	1	1	—	5.5	9.9	0	—	—	—	0	0	0
12 28 weeks and more	2	—	2	11.0	0	24.7	4	1	3	41.7	13.0	157.9
13 Unknown length of gestation	1	—	1	5.5	0	12.3	—	—	—	0	0	0
<b>DEATHS</b>												
14 Total, all ages	65	36	29	855.3	818.2	906.3	43	37	6	1194.4	1233.3	1000.0
15 Under 1 year	7	2	5	38.5	19.8	61.7	4	4	—	41.7	51.9	0
16 Under 28 days	4	2	2	22.0	19.8	24.7	4	4	—	41.7	51.9	0
17 Deaths from immaturity	—	—	—	0	0	0	—	—	—	0	0	0
18 1-4 years * *	2	1	1	—	—	—	1	1	—	—	—	—
19 Maternal deaths	1	—	1	54.9	0	123.5	—	—	—	0	0	0
<b>CAUSE OF DEATH</b>												
20 Tuberculosis, all forms (001-019)	—	—	—	0	0	0	—	—	—	0	0	0
21 Syphilis and its sequelae (020-029)	—	—	—	0	0	0	—	—	—	0	0	0
22 Typhoid fever (040)	—	—	—	0	0	0	—	—	—	0	0	0
23 Dysentery, all forms (045-048)	—	—	—	0	0	0	—	—	—	0	0	0
24 Scarlet fever (050)	—	—	—	0	0	0	—	—	—	0	0	0
25 Streptococcal sore throat (051)	—	—	—	0	0	0	—	—	—	0	0	0
26 Diphtheria (055)	—	—	—	0	0	0	—	—	—	0	0	0
27 Whooping cough (056)	—	—	—	0	0	0	—	—	—	0	0	0
28 Meningococcal infections (057)	—	—	—	0	0	0	—	—	—	0	0	0
29 Acute poliomyelitis (080)	—	—	—	0	0	0	—	—	—	0	0	0
30 Acute infectious encephalitis (082)	—	—	—	0	0	0	—	—	—	0	0	0
31 Smallpox (084)	—	—	—	0	0	0	—	—	—	0	0	0
32 Measles (085)	—	—	—	0	0	0	—	—	—	0	0	0
33 Typhus and other rickettsial diseases (100-103, 105-108)	—	—	—	0	0	0	—	—	—	0	0	0
34 Rocky Mountain spotted fever (104)	—	—	—	0	0	0	—	—	—	0	0	0
35 Malaria (110-117)	—	—	—	0	0	0	—	—	—	0	0	0
36 All other diseases classified as infective and parasitic (030-039, 041-044, 049, 052-054, 059-074, 081, 083, 086-096, 120-138)	1	1	—	13.2	22.7	0	—	—	—	0	0	0
37 Malignant neoplasms, including neoplasms of lymphatic and hematopoietic tissues (140-205)	3	1	2	39.5	22.7	62.5	7	7	—	194.4	233.3	0
38 Benign and unspecified neoplasms (210-239)	—	—	—	0	0	0	1	—	1	27.8	0	166.7
39 Diabetes mellitus (260)	—	—	—	0	0	0	1	1	—	27.8	33.3	0
40 Pellagra (281)	—	—	—	0	0	0	—	—	—	0	0	0
41 Anemias (290-293)	—	—	—	0	0	0	—	—	—	0	0	0
42 Vascular lesions affecting central nervous system (330-334)	12	7	5	157.9	159.1	156.3	7	7	—	194.4	233.3	0
43 Nonmeningococcal meningitis (340)	—	—	—	0	0	0	—	—	—	0	0	0
44 Rheumatic fever (400-402)	—	—	—	0	0	0	—	—	—	0	0	0
45 Heart diseases (410-443)	25	16	9	328.9	363.6	281.3	12	10	2	333.3	333.3	333.3
46 Hypertension without mention of heart (444-447)	—	—	—	0	0	0	—	—	—	0	0	0
47 Influenza and pneumonia (480-483, 490-493)	5	2	3	65.8	45.5	93.8	—	—	—	0	0	0
48 Bronchitis (500-502)	—	—	—	0	0	0	—	—	—	0	0	0
49 Ulcer of stomach and duodenum (540, 541)	—	—	—	0	0	0	1	—	1	27.8	0	166.7
50 Appendicitis (550-553)	—	—	—	0	0	0	—	—	—	0	0	0
51 Intestinal obstruction and hernia (560, 561, 570)	—	—	—	0	0	0	—	—	—	0	0	0
52 Gastritis, duodenitis, enteritis and colitis (except diarrhea of the newborn) (543, 571, 572)	—	—	—	0	0	0	—	—	—	0	0	0
53 Cirrhosis of liver (581)	1	1	—	13.2	22.7	0	—	—	—	0	0	0
54 Nephritis and nephrosis (590-594)	—	—	—	0	0	0	—	—	—	0	0	0
55 Hyperplasia of prostate (610)	1	—	1	13.2	0	31.3	—	—	—	0	0	0
56 Complications of pregnancy, childbirth and the puerperium (640-652, 670-689)	1	—	1	13.2	0	31.3	—	—	—	0	0	0
57 Congenital malformations (750-759)	2	1	1	26.3	22.7	31.3	1	1	—	27.8	33.3	0
58 Birth injuries, postnatal asphyxia and atelectasis (760-762)	1	1	—	13.2	22.7	0	1	1	—	27.8	33.3	0
59 Infection of the newborn (763-768)	1	—	1	13.2	0	31.3	1	1	—	27.8	33.3	0
60 Other diseases peculiar to early infancy, and immaturity unqualified (769-776)	—	—	—	0	0	0	1	1	—	27.8	33.3	0
61 Senility, without mention of psychosis (794)	—	—	—	0	0	0	—	—	—	0	0	0
62 Ill-defined and unknown causes (780-793, 795)	2	—	2	26.3	0	62.5	—	—	—	0	0	0
63 Motor vehicle accidents (E810-E835)	3	3	—	39.5	68.2	0	4	3	1	111.1	100.0	166.7
64 All other accidents (E800-E802, E840-E962)	3	2	1	39.5	45.5	31.3	3	3	—	83.3	100.0	0
65 Suicide (E963, E970-E979)	—	—	—	0	0	0	1	1	—	27.8	33.3	0
66 Homicide (E944, E980-E985)	2	—	2	26.3	0	62.5	2	1	1	55.6	33.3	166.7
67 All other diseases (residual)	2	1	1	26.3	22.7	31.3	—	—	—	0	0	0

TABLE XIV-C VITAL STATISTICS, BY CITY, BY RACE, GEORGIA, 1961  
POPULATION 2,500-99,999

ITEM	CAMILLA						CARTERSVILLE					
	Number			Rate or Ratio *			Number			Rate or Ratio *		
	Total	White	Non-White	Total	White	Non-White	Total	White	Non-White	Total	White	Non-White
1 Estimated population as of July 1	4,900	2,000	2,900				8,800	6,900	1,900			
<b>LIVE BIRTHS</b>												
2 Total	156	57	99	31.8	28.5	34.1	221	157	64	25.1	22.8	33.7
3 Delivered in hospital	147	57	90	94.2%	100.0%	90.9%	216	156	60	97.7%	99.4%	93.8%
4 Delivered in home by physician	1	-	1	0.6%	0%	1.0%	2	1	1	0.9%	0.6%	1.6%
5 Delivered in home by midwife	8	-	8	5.1%	0%	8.1%	3	-	3	1.4%	0%	4.7%
6 Other deliveries	-	-	-	0%	0%	0%	-	-	-	0%	0%	0%
7 Immature births	13	4	9	83.3	70.2	90.9	24	14	10	108.6	89.2	156.3
8 Live births to unwed mothers	23	-	23	147.4	0	232.3	16	3	13	72.4	19.1	203.1
<b>FETAL DEATHS</b>												
9 Total	13	2	11	83.3	35.1	111.1	5	4	1	22.6	25.5	15.6
10 Under 20 weeks gestation	1	-	1	6.4	0	10.1	1	1	-	4.5	6.4	0
11 20-27 weeks gestation	4	-	4	25.6	0	40.4	2	2	-	9.0	12.7	0
12 28 weeks and more	6	2	6	51.3	35.1	60.6	2	1	1	9.0	6.4	15.6
13 Unknown length of gestation	-	-	-	0	0	0	-	-	-	0	0	0
<b>DEATHS</b>												
14 Total, all ages	40	13	27	816.3	650.0	931.0	83	61	22	943.2	884.1	1157.9
15 Under 1 year	4	-	4	25.6	0	40.4	7	6	1	31.7	38.2	15.6
16 Under 28 days	1	-	1	6.4	0	10.1	7	6	1	31.7	38.2	15.6
17 Deaths from immaturity	1	-	1	6.4	0	10.1	3	2	1	13.6	12.7	15.6
18 1-4 years **	-	-	-	0	0	0	1	-	1	-	-	-
19 Maternal deaths	-	-	-	0	0	0	-	-	-	0	0	0
<b>CAUSE OF DEATH</b>												
20 Tuberculosis, all forms (001-019)	-	-	-	0	0	0	-	-	-	0	0	0
21 Syphilis and its sequelae (020-029)	-	-	-	0	0	0	-	-	-	0	0	0
22 Typhoid fever (040)	-	-	-	0	0	0	-	-	-	0	0	0
23 Dysentery, all forms (045-048)	-	-	-	0	0	0	-	-	-	0	0	0
24 Scarlet fever (050)	-	-	-	0	0	0	-	-	-	0	0	0
25 Streptococcal sore throat (051)	-	-	-	0	0	0	-	-	-	0	0	0
26 Diphtheria (055)	-	-	-	0	0	0	-	-	-	0	0	0
27 Whooping cough (056)	-	-	-	0	0	0	-	-	-	0	0	0
28 Meningococcal infections (057)	-	-	-	0	0	0	-	-	-	0	0	0
29 Acute poliomyelitis (080)	-	-	-	0	0	0	-	-	-	0	0	0
30 Acute infectious encephalitis (082)	-	-	-	0	0	0	-	-	-	0	0	0
31 Smallpox (084)	-	-	-	0	0	0	-	-	-	0	0	0
32 Measles (085)	-	-	-	0	0	0	-	-	-	0	0	0
33 Typhus and other rickettsial diseases (100-103, 105-108)	-	-	-	0	0	0	-	-	-	0	0	0
34 Rocky Mountain spotted fever (104)	-	-	-	0	0	0	-	-	-	0	0	0
35 Malaria (110-117)	-	-	-	0	0	0	-	-	-	0	0	0
36 All other diseases classified as infective and parasitic (030-039, 041-044, 049, 052-054, 059-074, 081, 083, 086-096, 120-138)	-	-	-	0	0	0	1	1	-	11.4	14.5	0
37 Malignant neoplasms, including neoplasms of lymphatic and haematopoietic tissues (140-205)	1	-	1	20.4	0	34.5	10	7	3	113.6	101.4	157.9
38 Benign and unspecified neoplasms (210-239)	-	-	-	0	0	0	-	-	-	0	0	0
39 Diabetes mellitus (260)	1	-	1	20.4	0	34.5	-	-	-	0	0	0
40 Pellagra (281)	-	-	-	0	0	0	-	-	-	0	0	0
41 Anemias (290-293)	-	-	-	0	0	0	-	-	-	0	0	0
42 Vascular lesions affecting central nervous system (330-334)	9	-	9	183.7	0	310.3	17	11	6	193.2	159.4	315.8
43 Nonmeningococcal meningitis (340)	-	-	-	0	0	0	1	-	1	11.4	0	52.6
44 Rheumatic fever (400-402)	-	-	-	0	0	0	-	-	-	0	0	0
45 Heart diseases (410-443)	13	5	8	265.3	250.0	275.9	27	23	4	306.8	333.3	210.5
46 Hypertension without mention of heart (444-447)	1	1	-	20.4	50.0	0	-	-	-	0	0	0
47 Influenza and pneumonia (480-483, 490-493)	5	1	4	102.0	50.0	137.9	1	1	-	11.4	14.5	0
48 Bronchitis (500-502)	1	-	1	20.4	0	34.5	1	1	-	11.4	14.5	0
49 Ulcer of stomach and duodenum (540, 541)	1	1	-	20.4	50.0	0	-	-	-	0	0	0
50 Appendicitis (550-553)	-	-	-	0	0	0	-	-	-	0	0	0
51 Intestinal obstruction and hernia (560, 561, 570)	-	-	-	0	0	0	-	-	-	0	0	0
52 Gastritis, duodenitis, enteritis and colitis (except diarrhea of the newborn) (543, 571, 572)	-	-	-	0	0	0	-	-	-	0	0	0
53 Cirrhosis of liver (581)	-	-	-	0	0	0	1	1	-	11.4	14.5	0
54 Nephritis and nephrosis (590-594)	-	-	-	0	0	0	1	-	1	11.4	0	52.6
55 Hyperplasia of prostate (610)	-	-	-	0	0	0	-	-	-	0	0	0
56 Complications of pregnancy, childbirth and the puerperium (640-652, 670-689)	-	-	-	0	0	0	-	-	-	0	0	0
57 Congenital malformations (750-759)	-	-	-	0	0	0	1	-	1	11.4	0	52.6
58 Birth injuries, postnatal asphyxia and atelectasis (760-762)	-	-	-	0	0	0	1	1	-	11.4	14.5	0
59 Infection of the newborn (763-768)	-	-	-	0	0	0	-	-	-	0	0	0
60 Other diseases peculiar to early infancy, and immaturity unqualified (769-776)	1	-	1	20.4	0	34.5	6	5	1	68.2	72.5	52.6
61 Senility, without mention of psychosis (794)	-	-	-	0	0	0	-	-	-	0	0	0
62 Ill-defined and unknown causes (780-793, 795)	-	-	-	0	0	0	-	-	-	0	0	0
63 Motor vehicle accidents (E810-E835)	-	-	-	0	0	0	6	4	2	68.2	58.0	105.3
64 All other accidents (E800-E802, E840-E962)	3	2	1	61.2	100.0	34.5	2	1	1	22.7	14.5	52.6
65 Suicide (E963, E970-E979)	1	1	-	20.4	50.0	0	-	-	-	0	0	0
66 Homicide (E964, E980-E985)	-	-	-	0	0	0	-	-	-	0	0	0
67 All other diseases (residual)	3	2	1	61.2	100.0	34.5	7	5	2	79.5	72.5	105.3

TABLEXIV-C VITAL STATISTICS, BY CITY, BY RACE, GEORGIA, 1961  
POPULATION 2,500-9,999

ITEM	CEDARTOWN						CHAMBLEE					
	Number			Rate or Ratio *			Number			Rate or Ratio *		
	Total	White	Non-White	Total	White	Non-White	Total	White	Non-White	Total	White	Non-White
1 Estimated population as of July 1	9,500	8,000	1,500				7,100	7,100	0			
<b>LIVE BIRTHS</b>												
2 Total	204	160	44	21.5	20.0	29.3	287	277	10	40.4	39.0	...
3 Delivered in hospital	200	160	40	98.0%	100.0%	90.9%	287	277	10	100.0%	100.0%	100.0%
4 Delivered in home by physician	-	-	-	0%	0%	0%	-	-	-	0%	0%	0%
5 Delivered in home by midwife	4	-	4	2.0%	0%	9.1%	-	-	-	0%	0%	0%
6 Other deliveries	-	-	-	0%	0%	0%	-	-	-	0%	0%	0%
7 Immature births	13	10	3	63.7	62.5	68.2	17	17	-	59.2	61.4	0
8 Live births to unwed mothers	17	1	16	83.3	6.3	363.6	7	6	1	24.4	21.7	100.0
<b>FETAL DEATHS</b>												
9 Total	3	3	-	14.7	18.8	0	5	5	-	17.4	18.1	0
10 Under 20 weeks gestation	1	1	-	4.9	6.3	0	4	4	-	13.9	14.4	0
11 20-27 weeks gestation	-	-	-	0	0	0	-	-	-	0	0	0
12 28 weeks and more	1	1	-	4.9	6.3	0	1	1	-	3.5	3.6	0
13 Unknown length of gestation	1	1	-	4.9	6.3	0	-	-	-	0	0	0
<b>DEATHS</b>												
14 Total, all ages	117	100	17	231.6	1250.0	1133.3	33	33	-	464.8	464.8	...
15 Under 1 year	5	4	1	24.5	25.0	22.7	8	8	-	27.9	28.9	0
16 Under 28 days	2	1	1	9.8	6.3	22.7	6	6	-	20.9	21.7	0
17 Deaths from immaturity	1	-	1	4.9	0	22.7	1	1	-	3.5	3.6	0
18 1-4 years **	3	3	-	-	-	-	1	1	-	-	-	0
19 Maternal deaths	-	-	-	0	0	0	-	-	-	0	0	0
<b>CAUSE OF DEATH</b>												
20 Tuberculosis, all forms (001-019)	-	-	-	0	0	0	-	-	-	0	0	...
21 Syphilis and its sequelae (020-029)	1	1	-	10.5	12.5	0	-	-	-	0	0	...
22 Typhoid fever (040)	-	-	-	0	0	0	-	-	-	0	0	...
23 Dysentery, all forms (045-048)	-	-	-	0	0	0	-	-	-	0	0	...
24 Scarlet fever (050)	-	-	-	0	0	0	-	-	-	0	0	...
25 Streptococcal sore throat (051)	-	-	-	0	0	0	-	-	-	0	0	...
26 Diphtheria (055)	-	-	-	0	0	0	-	-	-	0	0	...
27 Whooping cough (056)	-	-	-	0	0	0	-	-	-	0	0	...
28 Meningococcal infections (057)	-	-	-	0	0	0	-	-	-	0	0	...
29 Acute poliomyelitis (080)	-	-	-	0	0	0	-	-	-	0	0	...
30 Acute infectious encephalitis (082)	-	-	-	0	0	0	-	-	-	0	0	...
31 Smallpox (084)	-	-	-	0	0	0	-	-	-	0	0	...
32 Measles (085)	-	-	-	0	0	0	-	-	-	0	0	...
33 Typhus and other rickettsial diseases (100-103, 105-108)	-	-	-	0	0	0	-	-	-	0	0	...
34 Rocky Mountain spotted fever (104)	-	-	-	0	0	0	-	-	-	0	0	...
35 Malaria (110-117)	-	-	-	0	0	0	-	-	-	0	0	...
36 All other diseases classified as infective and parasitic (030-039, 041-044, 049, 052-054, 059-074, 081, 083, 086-096, 120-138)	-	-	-	0	0	0	1	1	-	14.1	14.1	...
37 Malignant neoplasms, including neoplasms of lymphatic and haematopoietic tissues (140-205)	16	14	2	168.4	175.0	133.3	2	2	-	28.2	28.2	...
38 Benign and unspecified neoplasms (210-239)	-	-	-	0	0	0	-	-	-	0	0	...
39 Diabetes mellitus (260)	1	-	1	10.5	0	66.7	-	-	-	0	0	...
40 Pellagra (281)	-	-	-	0	0	0	-	-	-	0	0	...
41 Anemias (290-293)	-	-	-	0	0	0	-	-	-	0	0	...
42 Vascular lesions affecting central nervous system (330-334)	17	15	2	178.9	187.5	133.3	7	7	-	98.6	98.6	...
43 Nonmeningococcal meningitis (340)	-	-	-	0	0	0	-	-	-	0	0	...
44 Rheumatic fever (400-402)	-	-	-	0	0	0	-	-	-	0	0	...
45 Heart diseases (410-443)	53	45	8	557.9	562.5	533.3	9	9	-	126.8	126.8	...
46 Hypertension without mention of heart (444-447)	1	-	1	10.5	0	66.7	-	-	-	0	0	...
47 Influenza and pneumonia (480-483, 490-493)	5	4	1	52.6	50.0	66.7	-	-	-	0	0	...
48 Bronchitis (500-502)	-	-	-	0	0	0	-	-	-	0	0	...
49 Ulcer of stomach and duodenum (540, 541)	-	-	-	0	0	0	-	-	-	0	0	...
50 Appendicitis (550-553)	2	2	-	21.1	25.0	0	-	-	-	0	0	...
51 Intestinal obstruction and hernia (560, 561, 570)	-	-	-	0	0	0	1	1	-	14.1	14.1	...
52 Gastritis, duodenitis, enteritis and colitis (except diarrhea of the newborn) (543, 571, 572)	1	1	-	10.5	12.5	0	-	-	-	0	0	...
53 Cirrhosis of liver (581)	-	-	-	0	0	0	-	-	-	0	0	...
54 Nephritis and nephrosis (590-594)	-	-	-	0	0	0	-	-	-	0	0	...
55 Hyperplasia of prostate (610)	-	-	-	0	0	0	-	-	-	0	0	...
56 Complications of pregnancy, childbirth and the puerperium (640-652, 670-689)	-	-	-	0	0	0	-	-	-	0	0	...
57 Congenital malformations (750-759)	2	2	-	21.1	25.0	0	1	1	-	14.1	14.1	...
58 Birth injuries, postnatal asphyxia and atelectasis (760-762)	-	-	-	0	0	0	2	2	-	28.2	28.2	...
59 Infection of the newborn (763-768)	1	1	-	10.5	12.5	0	-	-	-	0	0	...
60 Other diseases peculiar to early infancy, and immaturity unqualified (769-776)	1	-	1	10.5	0	66.7	3	3	-	42.3	42.3	...
61 Senility, without mention of psychosis (794)	-	-	-	0	0	0	-	-	-	0	0	...
62 Ill-defined and unknown causes (780-793, 795)	1	1	-	10.5	12.5	0	-	-	-	0	0	...
63 Motor vehicle accidents (E810-E835)	3	3	-	31.6	37.5	0	3	3	-	42.3	42.3	...
64 All other accidents (E800-E802, E840-E962)	3	3	-	31.6	37.5	0	1	1	-	14.1	14.1	...
65 Suicide (E963, E970-E979)	-	-	-	0	0	0	1	1	-	14.1	14.1	...
66 Homicide (E964, E980-E985)	-	-	-	0	0	0	1	1	-	14.1	14.1	...
67 All other diseases (residual)	9	8	1	94.7	100.0	66.7	1	1	-	14.1	14.1	...

TABLE XIV-C VITAL STATISTICS, BY CITY BY RACE, GEORGIA, 1961  
POPULATION 2,500-9,999

ITEM	CLAXTON						COCHRAN						
	Number			Rate or Ratio *			Number			Rate or Ratio *			
	Total	White	Non-White	Total	White	Non-White	Total	White	Non-White	Total	White	Non-White	
1 Estimated population as of July 1	2,800	2,000	800				4,800	3,300	1,500				1
<b>LIVE BIRTHS</b>													
2 Total	84	41	43	30.0	20.5	53.8	93	46	47	19.4	13.9	31.3	2
3 Delivered in hospital	47	40	7	56.0%	97.6%	16.3%	58	45	13	62.4%	97.8%	27.7%	3
4 Delivered in home by physician	30	-	30	35.7%	0%	69.8%	-	-	-	0%	0%	0%	4
5 Delivered in home by midwife	6	-	6	7.1%	0%	14.0%	35	1	34	37.6%	2.2%	72.3%	5
6 Other deliveries	1	1	-	1.2%	2.4%	0%	-	-	-	0%	0%	0%	6
7 Immature births	11	4	7	131.0	97.6	162.8	5	-	5	53.8	0	106.4	7
8 Live births to unwed mothers	11	2	9	131.0	48.8	209.3	23	-	23	247.3	0	489.4	8
<b>FETAL DEATHS</b>													
9 Total	8	8	-	95.2	195.1	0	5	3	2	53.8	65.2	42.6	9
10 Under 20 weeks gestation	5	5	-	59.5	122.0	0	3	3	1	32.3	65.2	0	10
11 20-27 weeks gestation	2	2	-	23.8	48.8	0	1	-	1	10.8	0	21.3	11
12 28 weeks and more	1	1	-	11.9	24.4	0	1	-	1	10.8	0	21.3	12
13 Unknown length of gestation	-	-	-	0	0	0	-	-	-	0	0	0	13
<b>DEATHS</b>													
14 Total, all ages	22	14	8	785.7	700.0	1000.0	45	25	20	937.5	757.6	1333.3	14
15 Under 1 year	1	1	-	11.9	24.4	0	2	-	2	21.5	0	42.6	15
16 Under 28 days	1	1	-	11.9	24.4	0	-	-	-	0	0	0	16
17 Deaths from immaturity	1	1	-	11.9	24.4	0	-	-	-	0	0	0	17
18 1-4 years * *	-	-	-	-	-	-	-	-	-	-	-	-	18
19 Maternal deaths	-	-	-	0	0	0	-	-	-	0	0	0	19
<b>CAUSE OF DEATH</b>													
20 Tuberculosis, all forms (001-019)	1	1	-	35.7	50.0	0	-	-	-	0	0	0	20
21 Syphilis and its sequelae (020-029)	-	-	-	0	0	0	-	-	-	0	0	0	21
22 Typhoid fever (040)	-	-	-	0	0	0	-	-	-	0	0	0	22
23 Dysentery, all forms (045-048)	-	-	-	0	0	0	-	-	-	0	0	0	23
24 Scarlet fever (050)	-	-	-	0	0	0	-	-	-	0	0	0	24
25 Streptococcal sore throat (051)	-	-	-	0	0	0	-	-	-	0	0	0	25
26 Diphtheria (055)	-	-	-	0	0	0	-	-	-	0	0	0	26
27 Whooping cough (056)	-	-	-	0	0	0	-	-	-	0	0	0	27
28 Meningococcal infections (057)	-	-	-	0	0	0	-	-	-	0	0	0	28
29 Acute poliomyelitis (080)	-	-	-	0	0	0	-	-	-	0	0	0	29
30 Acute infectious encephalitis (082)	-	-	-	0	0	0	-	-	-	0	0	0	30
31 Smallpox (084)	-	-	-	0	0	0	-	-	-	0	0	0	31
32 Measles (085)	-	-	-	0	0	0	-	-	-	0	0	0	32
33 Typhus and other rickettsial diseases (100-103, 105-108)	-	-	-	0	0	0	-	-	-	0	0	0	33
34 Rocky Mountain spotted fever (104)	-	-	-	0	0	0	-	-	-	0	0	0	34
35 Malaria (110-117)	-	-	-	0	0	0	-	-	-	0	0	0	35
36 All other diseases classified as infective and parasitic (030-039, 041-044, 049, 052-054, 059-074, 081, 083, 086-096, 120-138)	-	-	-	0	0	0	-	-	-	0	0	0	36
37 Malignant neoplasms, including neoplasms of lymphatic and haematopoietic tissues (140-205)	4	3	1	142.9	150.0	125.0	5	3	2	104.2	90.9	133.3	37
38 Benign and unspecified neoplasms (210-239)	-	-	-	0	0	0	2	1	1	41.7	30.3	66.7	38
39 Diabetes mellitus (260)	2	2	-	71.4	100.0	0	2	2	-	41.7	60.6	0	39
40 Pellagra (281)	-	-	-	0	0	0	-	-	-	0	0	0	40
41 Anemias (290-293)	-	-	-	0	0	0	-	-	-	0	0	0	41
42 Vascular lesions affecting central nervous system (330-334)	2	1	1	71.4	50.0	125.0	9	5	4	187.5	151.5	266.7	42
43 Nonmeningococcal meningitis (340)	-	-	-	0	0	0	1	-	1	20.8	0	66.7	43
44 Rheumatic fever (400-402)	-	-	-	0	0	0	-	-	-	0	0	0	44
45 Heart diseases (410-443)	8	3	5	285.7	150.0	625.0	10	6	4	208.3	181.8	266.7	45
46 Hypertension without mention of heart (444-447)	-	-	-	0	0	0	-	-	-	0	0	0	46
47 Influenza and pneumonia (480-483, 490-493)	1	1	-	35.7	50.0	0	-	-	-	0	0	0	47
48 Bronchitis (500-502)	-	-	-	0	0	0	1	1	-	20.8	30.3	0	48
49 Ulcer of stomach and duodenum (540, 541)	-	-	-	0	0	0	-	-	-	0	0	0	49
50 Appendicitis (550-553)	-	-	-	0	0	0	1	1	-	20.8	30.3	0	50
51 Intestinal obstruction and hernia (560, 561, 570)	-	-	-	0	0	0	-	-	-	0	0	0	51
52 Gastritis, duodenitis, enteritis and colitis (except diarrhea of the newborn) (543, 571, 572)	-	-	-	0	0	0	1	-	1	20.8	0	66.7	52
53 Cirrhosis of liver (581)	-	-	-	0	0	0	-	-	-	0	0	0	53
54 Nephritis and nephrosis (590-594)	-	-	-	0	0	0	-	-	-	0	0	0	54
55 Hyperplasia of prostate (610)	-	-	-	0	0	0	-	-	-	0	0	0	55
56 Complications of pregnancy, childbirth and the puerperium (640-652, 670-689)	-	-	-	0	0	0	-	-	-	0	0	0	56
57 Congenital malformations (750-759)	-	-	-	0	0	0	-	-	-	0	0	0	57
58 Birth injuries, postnatal asphyxia and atelectasis (760-762)	-	-	-	0	0	0	-	-	-	0	0	0	58
59 Infection of the newborn (763-768)	-	-	-	0	0	0	-	-	-	0	0	0	59
60 Other diseases peculiar to early infancy, and immaturity unqualified (769-776)	1	1	-	35.7	50.0	0	-	-	-	0	0	0	60
61 Senility, without mention of psychosis (794)	-	-	-	0	0	0	-	-	-	0	0	0	61
62 Ill-defined and unknown causes (780-793, 795)	-	-	-	0	0	0	-	-	-	0	0	0	62
63 Motor vehicle accidents (E810-E835)	1	1	-	35.7	50.0	0	-	-	-	0	0	0	63
64 All other accidents (E800-E802, E840-E962)	-	-	-	0	0	0	7	3	4	145.8	90.9	266.7	64
65 Suicide (E963, E970-E979)	-	-	-	0	0	0	-	-	-	0	0	0	65
66 Homicide (E964, E980-E985)	1	-	1	35.7	0	125.0	-	-	-	0	0	0	66
67 All other diseases (residual)	1	1	-	35.7	50.0	0	6	3	3	125.0	90.9	200.0	67

TABLE XIV-C VITAL STATISTICS, BY CITY, BY RACE, GEORGIA, 1961  
POPULATION 2,500- 9,999

ITEM	COMMERCE						CONYERS					
	Number			Rate or Ratio <sup>a</sup>			Number			Rate or Ratio <sup>a</sup>		
	Total	White	Non-White	Total	White	Non-White	Total	White	Non-White	Total	White	Non-White
1 Estimated population as of July 1	3,600	3,100	500				3,000	1,800	1,200			
<b>LIVE BIRTHS</b>												
2 Total	94	80	14	26.1	25.8	28.0	82	41	41	27.3	22.8	34.2
3 Delivered in hospital	93	80	13	98.9%	100.0%	92.9%	82	41	41	100.0%	100.0%	100.0%
4 Delivered in home by physician	-	-	-	0%	0%	0%	-	-	-	0%	0%	0%
5 Delivered in home by midwife	1	-	1	1.1%	0%	7.1%	-	-	-	0%	0%	0%
6 Other deliveries	-	-	-	0%	0%	0%	-	-	-	0%	0%	0%
7 Immature births	11	10	1	117.0	125.0	71.4	8	3	5	97.6	73.2	122.0
8 Live births to unwed mothers	4	2	2	42.6	25.0	142.9	10	-	10	122.0	0	243.9
<b>FETAL DEATHS</b>												
9 Total	2	1	1	21.3	12.5	71.4	4	4	-	48.8	97.6	0
10 Under 20 weeks gestation	-	-	-	0	0	0	3	3	-	36.6	73.2	0
11 20-27 weeks gestation	-	-	-	0	0	0	-	-	-	0	0	0
12 28 weeks and more	2	1	1	21.3	12.5	71.4	1	1	-	12.2	24.4	0
13 Unknown length of gestation	-	-	-	0	0	0	-	-	-	0	0	0
<b>DEATHS</b>												
14 Total, all ages	32	30	2	888.9	967.7	400.0	33	23	10	1100.0	1277.8	833.3
15 Under 1 year	-	-	-	0	0	0	2	1	1	24.4	24.4	24.4
16 Under 28 days	-	-	-	0	0	0	1	-	1	12.2	0	24.4
17 Deaths from immaturity	-	-	-	0	0	0	-	-	-	0	0	0
18 1-4 years **	1	1	-	-	-	-	2	2	-	-	-	-
19 Maternal deaths	-	-	-	0	0	0	-	-	-	0	0	0
<b>CAUSE OF DEATH</b>												
20 Tuberculosis, all forms (001-019)	-	-	-	0	0	0	-	-	-	0	0	0
21 Syphilis and its sequelae (020-029)	-	-	-	0	0	0	-	-	-	0	0	0
22 Typhoid fever (040)	-	-	-	0	0	0	-	-	-	0	0	0
23 Dysentery, all forms (045-048)	-	-	-	0	0	0	-	-	-	0	0	0
24 Scarlet fever (050)	-	-	-	0	0	0	-	-	-	0	0	0
25 Streptococcal sore throat (051)	-	-	-	0	0	0	-	-	-	0	0	0
26 Diphtheria (055)	-	-	-	0	0	0	-	-	-	0	0	0
27 Whooping cough (056)	-	-	-	0	0	0	-	-	-	0	0	0
28 Meningococcal infections (057)	-	-	-	0	0	0	-	-	-	0	0	0
29 Acute poliomyelitis (080)	-	-	-	0	0	0	-	-	-	0	0	0
30 Acute infectious encephalitis (082)	-	-	-	0	0	0	-	-	-	0	0	0
31 Smallpox (084)	-	-	-	0	0	0	-	-	-	0	0	0
32 Measles (085)	-	-	-	0	0	0	-	-	-	0	0	0
33 Typhus and other rickettsial diseases (100-103, 105-108)	-	-	-	0	0	0	-	-	-	0	0	0
34 Rocky Mountain spotted fever (104)	-	-	-	0	0	0	-	-	-	0	0	0
35 Malaria (110-117)	-	-	-	0	0	0	-	-	-	0	0	0
36 All other diseases classified as infective and parasitic (030-039, 041-044, 049, 052-054, 059-074, 081, 083, 086-096, 120-138)	-	-	-	0	0	0	-	-	-	0	0	0
37 Malignant neoplasms, including neoplasms of lymphatic and haematopoietic tissues (140-205)	6	6	-	166.7	193.5	0	5	4	1	166.7	222.2	83.3
38 Benign and unspecified neoplasms (210-239)	-	-	-	0	0	0	-	-	-	0	0	0
39 Diabetes mellitus (260)	-	-	-	0	0	0	-	-	-	0	0	0
40 Pellagra (281)	-	-	-	0	0	0	-	-	-	0	0	0
41 Anemias (290-293)	2	2	-	55.6	64.5	0	1	1	-	33.3	55.6	0
42 Vascular lesions affecting central nervous system (330-334)	5	4	1	138.9	129.0	200.0	5	2	3	166.7	111.1	250.0
43 Nonmeningococcal meningitis (340)	-	-	-	0	0	0	-	-	-	0	0	0
44 Rheumatic fever (400-402)	-	-	-	0	0	0	-	-	-	0	0	0
45 Heart diseases (410-443)	12	12	-	333.3	387.1	0	10	6	4	333.3	333.3	333.3
46 Hypertension without mention of heart (444-447)	-	-	-	0	0	0	-	-	-	0	0	0
47 Influenza and pneumonia (480-483, 490-493)	1	1	-	27.8	32.3	0	1	-	1	33.3	0	83.3
48 Bronchitis (500-502)	-	-	-	0	0	0	-	-	-	0	0	0
49 Ulcer of stomach and duodenum (540, 541)	2	2	-	55.6	64.5	0	2	2	-	66.7	111.1	0
50 Appendicitis (550-553)	-	-	-	0	0	0	-	-	-	0	0	0
51 Intestinal obstruction and hernia (560, 561, 570)	-	-	-	0	0	0	-	-	-	0	0	0
52 Gastritis, duodenitis, enteritis and colitis (except diarrhea of the newborn) (543, 571, 572)	-	-	-	0	0	0	1	1	-	33.3	55.6	0
53 Cirrhosis of liver (581)	1	-	1	27.8	0	200.0	-	-	-	0	0	0
54 Nephritis and nephrosis (590-594)	-	-	-	0	0	0	-	-	-	0	0	0
55 Hyperplasia of prostate (610)	-	-	-	0	0	0	-	-	-	0	0	0
56 Complications of pregnancy, childbirth and the puerperium (640-652, 670-689)	-	-	-	0	0	0	-	-	-	0	0	0
57 Congenital malformations (750-759)	-	-	-	0	0	0	-	-	-	0	0	0
58 Birth injuries, postnatal asphyxia and atelectasis (760-762)	-	-	-	0	0	0	-	-	-	0	0	0
59 Infection of the newborn (763-768)	-	-	-	0	0	0	-	-	-	0	0	0
60 Other diseases peculiar to early infancy, and immaturity unqualified (769-776)	-	-	-	0	0	0	1	-	1	33.3	0	83.3
61 Senility, without mention of psychosis (794)	-	-	-	0	0	0	-	-	-	0	0	0
62 Ill-defined and unknown causes (780-793, 795)	-	-	-	0	0	0	-	-	-	0	0	0
63 Motor vehicle accidents (E810-E835)	-	-	-	0	0	0	-	-	-	0	0	0
64 All other accidents (E800-E802, E840-E962)	1	1	-	27.8	32.3	0	1	1	-	33.3	55.6	0
65 Suicide (E963, E970-E979)	-	-	-	0	0	0	1	1	-	33.3	55.6	0
66 Homicide (E964, E980-E985)	-	-	-	0	0	0	-	-	-	0	0	0
67 All other diseases (residual)	2	2	-	55.6	64.5	0	5	5	-	166.7	277.8	0

TABLE XIV-C VITAL STATISTICS, BY CITY, BY RACE, GEORGIA, 1961  
 POPULATION 2,500-9,999

ITEM	CORNELIA						COVINGTON					
	Number			Rate or Ratio <sup>a</sup>			Number			Rate or Ratio <sup>b</sup>		
	Total	White	Non-White	Total	White	Non-White	Total	White	Non-White	Total	White	Non-White
1 Estimated population as of July 1	2,900	2,600	300				8,300	4,500	3,800			
<b>LIVE BIRTHS</b>												
2 Total	40	37	3	13.8	14.2	10.0	198	88	110	23.9	19.6	28.9
3 Delivered in hospital	40	37	3	100.0%	100.0%	100.0%	173	87	86	87.4%	98.9%	78.2%
4 Delivered in home by physician	—	—	—	0%	0%	0%	2	1	1	1.0%	1.1%	0.9%
5 Delivered in home by midwife	—	—	—	0%	0%	0%	23	—	23	11.6%	0%	20.9%
6 Other deliveries	—	—	—	0%	0%	0%	—	—	—	0%	0%	0%
7 Immature births	2	2	—	50.0	54.1	0	16	4	12	80.8	45.5	109.1
8 Live births to unwed mothers	1	—	1	25.0	0	333.3	20	2	18	101.0	22.7	163.6
<b>FETAL DEATHS</b>												
9 Total	2	2	—	50.0	54.1	0	7	4	3	35.4	45.5	27.3
10 Under 20 weeks gestation	1	1	—	25.0	27.0	0	3	1	2	15.2	11.4	18.2
11 20-27 weeks gestation	1	1	—	25.0	27.0	0	2	2	—	10.1	22.7	0
12 28 weeks and more	—	—	—	0	0	0	2	1	1	10.1	11.4	9.1
13 Unknown length of gestation	—	—	—	0	0	0	—	—	—	0	0	0
<b>DEATHS</b>												
14 Total, all ages	17	15	2	586.2	576.9	666.7	64	37	27	771.1	822.2	710.5
15 Under 1 year	—	—	—	0	0	0	3	—	3	15.2	0	27.3
16 Under 28 days	—	—	—	0	0	0	3	—	3	15.2	0	27.3
17 Deaths from immaturity	—	—	—	0	0	0	1	—	1	5.1	0	9.1
18 1-4 years **	—	—	—	—	—	—	1	—	1	—	—	—
19 Maternal deaths	—	—	—	0	0	0	—	—	—	0	0	0
<b>CAUSE OF DEATH</b>												
20 Tuberculosis, all forms (001-019)	—	—	—	0	0	0	—	—	—	0	0	0
21 Syphilis and its sequelae (020-029)	—	—	—	0	0	0	—	—	—	0	0	0
22 Typhoid fever (040)	—	—	—	0	0	0	—	—	—	0	0	0
23 Dysentery, all forms (045-048)	—	—	—	0	0	0	—	—	—	0	0	0
24 Scarlet fever (050)	—	—	—	0	0	0	—	—	—	0	0	0
25 Streptococcal sore throat (051)	—	—	—	0	0	0	—	—	—	0	0	0
26 Diphtheria (055)	—	—	—	0	0	0	—	—	—	0	0	0
27 Whooping cough (056)	—	—	—	0	0	0	—	—	—	0	0	0
28 Meningococcal infections (057)	—	—	—	0	0	0	—	—	—	0	0	0
29 Acute poliomyelitis (080)	—	—	—	0	0	0	—	—	—	0	0	0
30 Acute infectious encephalitis (082)	—	—	—	0	0	0	—	—	—	0	0	0
31 Smallpox (084)	—	—	—	0	0	0	—	—	—	0	0	0
32 Measles (085)	—	—	—	0	0	0	—	—	—	0	0	0
33 Typhus and other rickettsial diseases (100-103, 105-108)	—	—	—	0	0	0	—	—	—	0	0	0
34 Rocky Mountain spotted fever (104)	—	—	—	0	0	0	—	—	—	0	0	0
35 Malaria (110-117)	—	—	—	0	0	0	—	—	—	0	0	0
36 All other diseases classified as infective and parasitic (030-039, 041-044, 049, 052-054, 059-074, 081, 083, 086-096, 120-138)	—	—	—	0	0	0	—	—	—	0	0	0
37 Malignant neoplasms, including neoplasms of lymphatic and haematopoietic tissues (140-205)	3	3	—	103.4	115.4	0	9	6	3	108.4	133.3	78.9
38 Benign and unspecified neoplasms (210-239)	—	—	—	0	0	0	—	—	—	0	0	0
39 Diabetes mellitus (260)	—	—	—	0	0	0	—	—	—	0	0	0
40 Pellagra (281)	—	—	—	0	0	0	—	—	—	0	0	0
41 Anemias (290-293)	—	—	—	0	0	0	—	—	—	0	0	0
42 Vascular lesions affecting central nervous system (330-334)	1	1	—	34.5	38.5	0	20	10	10	241.0	222.2	263.2
43 Nonmeningococcal meningitis (340)	—	—	—	0	0	0	—	—	—	0	0	0
44 Rheumatic fever (400-402)	—	—	—	0	0	0	—	—	—	0	0	0
45 Heart diseases (410-443)	10	8	2	344.8	307.7	666.7	12	10	2	144.6	222.2	52.6
46 Hypertension without mention of heart (444-447)	—	—	—	0	0	0	1	—	1	12.0	0	26.3
47 Influenza and pneumonia (480-483, 490-493)	—	—	—	0	0	0	2	—	2	24.1	0	52.6
48 Bronchitis (500-502)	—	—	—	0	0	0	—	—	—	0	0	0
49 Ulcer of stomach and duodenum (540, 541)	—	—	—	0	0	0	1	1	—	12.0	22.2	0
50 Appendicitis (550-553)	—	—	—	0	0	0	—	—	—	0	0	0
51 Intestinal obstruction and hernia (560, 561, 570)	—	—	—	0	0	0	—	—	—	0	0	0
52 Gastritis, duodenitis, enteritis and colitis (except diarrhea of the newborn) (543, 571, 572)	—	—	—	0	0	0	2	—	—	0	0	0
53 Cirrhosis of liver (581)	—	—	—	0	0	0	—	—	—	0	0	0
54 Nephritis and nephrosis (590-594)	1	1	—	34.5	38.5	0	1	1	1	24.1	22.2	26.3
55 Hyperplasia of prostate (610)	—	—	—	0	0	0	1	1	—	12.0	22.2	0
56 Complications of pregnancy, childbirth and the puerperium (640-652, 670-689)	—	—	—	0	0	0	—	—	—	0	0	0
57 Congenital malformations (750-759)	—	—	—	0	0	0	—	—	—	0	0	0
58 Birth injuries, postnatal asphyxia and atelectasis (760-762)	—	—	—	0	0	0	2	—	2	24.1	0	52.6
59 Infection of the newborn (763-768)	—	—	—	0	0	0	—	—	—	0	0	0
60 Other diseases peculiar to early infancy, and immaturity unqualified (769-776)	—	—	—	0	0	0	1	—	1	12.0	0	26.3
61 Senility, without mention of psychosis (794)	—	—	—	0	0	0	—	—	—	0	0	0
62 Ill-defined and unknown causes (780-793, 795)	—	—	—	0	0	0	—	—	—	0	0	0
63 Motor vehicle accidents (E810-E835)	—	—	—	0	0	0	2	1	1	24.1	22.2	26.3
64 All other accidents (E800-E802, E840-E962)	1	1	—	34.5	38.5	0	3	1	2	36.1	22.2	52.6
65 Suicide (E963, E970-E979)	—	—	—	0	0	0	—	—	—	0	0	0
66 Homicide (E964, E980-E985)	—	—	—	0	0	0	—	—	—	0	0	0
67 All other diseases (residual)	1	1	—	34.5	38.5	0	7	5	2	84.3	111.1	52.6

TABLE XIV-C VITAL STATISTICS, BY CITY, BY RACE, GEORGIA, 1961  
POPULATION 2,500-9,999

ITEM	CUTHBERT						DAHLONEGA						
	Number			Rate or Ratio *			Number			Rate or Ratio *			
	Total	White	Non-White	Total	White	Non-White	Total	White	Non-White	Total	White	Non-White	
1 Estimated population as of July 1	4,300	1,600	2,700				2,600	2,500	100				1
<b>LIVE BIRTHS</b>													
2 Total	83	25	58	19.3	15.6	21.5	61	56	5	23.5	22.4	50.0	2
3 Delivered in hospital	32	23	9	38.6%	92.0%	15.5%	54	51	3	88.5%	91.1%	60.0%	3
4 Delivered in home by physician	1	-	1	1.2%	0%	1.7%	5	3	2	8.2%	5.4%	40.0%	4
5 Delivered in home by midwife	50	2	48	60.2%	8.0%	82.8%	2	2	-	3.3%	3.6%	0%	5
6 Other deliveries	-	-	-	0%	0%	0%	-	-	-	0%	0%	0%	6
7 Immature births	7	-	7	84.3	0	120.7	1	-	1	16.4	0	200.0	7
8 Live births to unwed mothers	20	-	20	241.0	0	344.8	1	1	-	16.4	17.9	0	8
<b>FETAL DEATHS</b>													
9 Total	4	1	3	48.2	40.0	51.7	-	-	-	0	0	0	9
10 Under 20 weeks gestation	1	-	1	12.0	0	17.2	-	-	-	0	0	0	10
11 20-27 weeks gestation	-	-	-	0	0	0	-	-	-	0	0	0	11
12 28 weeks and more	3	1	2	36.1	40.0	34.5	-	-	-	0	0	0	12
13 Unknown length of gestation	-	-	-	0	0	0	-	-	-	0	0	0	13
<b>DEATHS</b>													
14 Total, all ages	50	13	37	162.8	812.5	1370.4	20	14	6	769.2	560.0	6000.0	14
15 Under 1 year	4	-	4	48.2	0	69.0	-	-	-	0	0	0	15
16 Under 28 days	2	-	2	24.1	0	34.5	-	-	-	0	0	0	16
17 Deaths from immaturity	1	-	1	12.0	0	17.2	-	-	-	0	0	0	17
18 1-4 years **	-	-	-	0	0	0	-	-	-	0	0	0	18
19 Maternal deaths	-	-	-	0	0	0	-	-	-	0	0	0	19
<b>CAUSE OF DEATH</b>													
20 Tuberculosis, all forms (001-019)	-	-	-	0	0	0	1	1	-	38.5	40.0	0	20
21 Syphilis and its sequelae (020-029)	-	-	-	0	0	0	-	-	-	0	0	0	21
22 Typhoid fever (040)	-	-	-	0	0	0	-	-	-	0	0	0	22
23 Dysentery, all forms (045-048)	1	-	1	23.3	0	37.0	-	-	-	0	0	0	23
24 Scarlet fever (050)	-	-	-	0	0	0	-	-	-	0	0	0	24
25 Streptococcal sore throat (051)	-	-	-	0	0	0	-	-	-	0	0	0	25
26 Diphtheria (055)	-	-	-	0	0	0	-	-	-	0	0	0	26
27 Whooping cough (056)	-	-	-	0	0	0	-	-	-	0	0	0	27
28 Meningococcal infections (057)	-	-	-	0	0	0	-	-	-	0	0	0	28
29 Acute poliomyelitis (080)	-	-	-	0	0	0	-	-	-	0	0	0	29
30 Acute infectious encephalitis (082)	-	-	-	0	0	0	-	-	-	0	0	0	30
31 Smallpox (084)	-	-	-	0	0	0	-	-	-	0	0	0	31
32 Measles (085)	-	-	-	0	0	0	-	-	-	0	0	0	32
33 Typhus and other rickettsial diseases (100-103, 105-108)	-	-	-	0	0	0	-	-	-	0	0	0	33
34 Rocky Mountain spotted fever (104)	-	-	-	0	0	0	-	-	-	0	0	0	34
35 Malaria (110-117)	-	-	-	0	0	0	-	-	-	0	0	0	35
36 All other diseases classified as infective and parasitic (030-039, 041-044, 049, 052-054, 059-074, 081, 083, 086-096, 120-138)	-	-	-	0	0	0	-	-	-	0	0	0	36
37 Malignant neoplasms, including neoplasms of lymphatic and haematopoietic tissues (140-205)	2	-	2	46.5	0	74.1	3	3	-	115.4	120.0	0	37
38 Benign and unspecified neoplasms (210-239)	-	-	-	0	0	0	-	-	-	0	0	0	38
39 Diabetes mellitus (260)	1	-	1	23.3	0	37.0	-	-	-	0	0	0	39
40 Pellagra (281)	-	-	-	0	0	0	-	-	-	0	0	0	40
41 Anemias (290-293)	-	-	-	0	0	0	-	-	-	0	0	0	41
42 Vascular lesions affecting central nervous system (330-334)	8	2	6	186.0	125.0	222.2	1	1	-	38.5	40.0	0	42
43 Nonmeningococcal meningitis (340)	1	-	1	23.3	0	37.0	1	-	1	38.5	0	1000.0	43
44 Rheumatic fever (400-402)	-	-	-	0	0	0	-	-	-	0	0	0	44
45 Heart diseases (410-443)	23	8	15	534.9	500.0	555.6	7	5	2	269.2	200.0	2000.0	45
46 Hypertension without mention of heart (444-447)	-	-	-	0	0	0	-	-	-	0	0	0	46
47 Influenza and pneumonia (480-483, 490-493)	-	-	-	0	0	0	-	-	-	0	0	0	47
48 Bronchitis (500-502)	-	-	-	0	0	0	-	-	-	0	0	0	48
49 Ulcer of stomach and duodenum (540, 541)	-	-	-	0	0	0	-	-	-	0	0	0	49
50 Appendicitis (550-553)	-	-	-	0	0	0	-	-	-	0	0	0	50
51 Intestinal obstruction and hernia (560, 561, 570)	1	-	1	23.3	0	37.0	-	-	-	0	0	0	51
52 Gastritis, duodenitis, enteritis and colitis (except diarrhea of the newborn) (543, 571, 572)	1	-	1	23.3	0	37.0	-	-	-	0	0	0	52
53 Cirrhosis of liver (581)	1	-	1	23.3	0	37.0	-	-	-	0	0	0	53
54 Nephritis and nephrosis (590-594)	-	-	-	0	0	0	-	-	-	0	0	0	54
55 Hyperplasia of prostate (610)	1	-	1	23.3	0	37.0	-	-	-	0	0	0	55
56 Complications of pregnancy, childbirth and the puerperium (640-652, 670-689)	-	-	-	0	0	0	-	-	-	0	0	0	56
57 Congenital malformations (750-759)	-	-	-	0	0	0	-	-	-	0	0	0	57
58 Birth injuries, postnatal asphyxia and atelectasis (760-762)	1	-	1	23.3	0	37.0	-	-	-	0	0	0	58
59 Infection of the newborn (763-768)	-	-	-	0	0	0	-	-	-	0	0	0	59
60 Other diseases peculiar to early infancy, and immaturity unqualified (769-776)	1	-	1	23.3	0	37.0	-	-	-	0	0	0	60
61 Senility, without mention of psychosis (794)	-	-	-	0	0	0	-	-	-	0	0	0	61
62 Ill-defined and unknown causes (780-793, 795)	1	-	1	23.3	0	37.0	1	1	-	38.5	40.0	0	62
63 Motor vehicle accidents (E810-E835)	-	-	-	0	0	0	1	-	1	38.5	0	1000.0	63
64 All other accidents (E800-E802, E840-E962)	2	-	2	46.5	0	74.1	2	2	-	76.9	80.0	0	64
65 Suicide (E963, E970-E979)	1	1	-	23.3	62.5	0	-	-	-	0	0	0	65
66 Homicide (E964, E980-E985)	1	-	1	23.3	0	37.0	-	-	-	0	0	0	66
67 All other diseases (residual)	3	2	1	69.8	125.0	37.0	3	1	2	115.4	40.0	2000.0	67

TABLE XIV-C VITAL STATISTICS, BY CITY, BY RACE, GEORGIA, 1961  
POPULATION 2,500-9,999

ITEM	DAWSON						DONALSONVILLE					
	Number			Rate or Ratio *			Number			Rate or Ratio *		
	Total	White	Non-White	Total	White	Non-White	Total	White	Non-White	Total	White	Non-White
1 Estimated population as of July 1	5,200	2,100	3,100				2,700	1,600	1,100			
<b>LIVE BIRTHS</b>												
2 Total	137	40	97	26.3	19.0	31.3	75	32	43	27.8	20.0	39.1
3 Delivered in hospital	67	39	28	48.9%	97.5%	28.9%	65	32	33	86.7%	100.0%	76.7%
4 Delivered in home by physician	2	1	1	1.5%	2.5%	1.0%	-	-	-	0%	0%	0%
5 Delivered in home by midwife	68	-	68	49.6%	0%	70.1%	10	-	10	13.3%	0%	23.3%
6 Other deliveries	-	-	-	0%	0%	0%	-	-	-	0%	0%	0%
7 Immature births	18	2	16	131.4	50.0	164.9	3	-	3	40.0	0	69.8
8 Live births to unwed mothers	33	1	32	240.9	25.0	329.9	17	-	17	226.7	0	395.3
<b>FETAL DEATHS</b>												
9 Total	8	1	7	58.4	25.0	72.2	2	2	-	26.7	62.5	0
10 Under 20 weeks gestation	1	-	1	7.3	0	10.3	1	1	-	13.3	31.3	0
11 20-27 weeks gestation	3	-	3	21.9	0	30.9	-	-	-	0	0	0
12 28 weeks and more	4	1	3	29.2	25.0	30.9	-	-	-	0	0	0
13 Unknown length of gestation	-	-	-	0	0	0	1	1	-	13.3	31.3	0
<b>DEATHS</b>												
14 Total, all ages	68	26	42	307.7	1238.1	1354.8	30	14	16	111.1	875.0	1454.5
15 Under 1 year	10	3	7	73.0	75.0	72.2	4	-	4	53.3	0	93.0
16 Under 28 days	7	3	4	51.1	75.0	41.2	3	-	3	40.0	0	69.8
17 Deaths from immaturity	2	-	2	14.6	0	20.6	1	-	1	13.3	0	23.3
18 1-4 years **	1	1	-	-	-	-	1	-	1	-	-	-
19 Maternal deaths	-	-	-	0	0	0	-	-	-	0	0	0
<b>CAUSE OF DEATH</b>												
20 Tuberculosis, all forms (001-019)	1	-	1	19.2	0	32.3	-	-	-	0	0	0
21 Syphilis and its sequelae (020-029)	-	-	-	0	0	0	-	-	-	0	0	0
22 Typhoid fever (040)	-	-	-	0	0	0	-	-	-	0	0	0
23 Dysentery, all forms (045-048)	-	-	-	0	0	0	-	-	-	0	0	0
24 Scarlet fever (050)	-	-	-	0	0	0	-	-	-	0	0	0
25 Streptococcal sore throat (051)	-	-	-	0	0	0	-	-	-	0	0	0
26 Diphtheria (055)	-	-	-	0	0	0	-	-	-	0	0	0
27 Whooping cough (056)	-	-	-	0	0	0	-	-	-	0	0	0
28 Meningococcal infections (057)	-	-	-	0	0	0	-	-	-	0	0	0
29 Acute poliomyelitis (080)	-	-	-	0	0	0	-	-	-	0	0	0
30 Acute infectious encephalitis (082)	-	-	-	0	0	0	-	-	-	0	0	0
31 Smallpox (084)	-	-	-	0	0	0	-	-	-	0	0	0
32 Measles (085)	-	-	-	0	0	0	-	-	-	0	0	0
33 Typhus and other rickettsial diseases (100-103, 105-108)	-	-	-	0	0	0	-	-	-	0	0	0
34 Rocky Mountain spotted fever (104)	-	-	-	0	0	0	-	-	-	0	0	0
35 Malaria (110-117)	-	-	-	0	0	0	-	-	-	0	0	0
36 All other diseases classified as infective and parasitic (030-039, 041-044, 049, 052-054, 059-074, 081, 083, 086-096, 120-138)	-	-	-	0	0	0	-	-	-	0	0	0
37 Malignant neoplasms, including neoplasms of lymphatic and haematopoietic tissues (140-205)	4	2	2	76.9	95.2	64.5	2	2	-	74.1	125.0	0
38 Benign and unspecified neoplasms (210-239)	-	-	-	0	0	0	-	-	-	0	0	0
39 Diabetes mellitus (260)	3	-	3	57.7	0	96.8	-	-	-	0	0	0
40 Pellagra (281)	-	-	-	0	0	0	-	-	-	0	0	0
41 Anemias (290-293)	-	-	-	0	0	0	-	-	-	0	0	0
42 Vascular lesions affecting central nervous system (330-334)	11	3	8	211.5	142.9	258.1	6	2	4	222.2	125.0	363.6
43 Nonmeningococcal meningitis (340)	-	-	-	0	0	0	-	-	-	0	0	0
44 Rheumatic fever (400-402)	-	-	-	0	0	0	-	-	-	0	0	0
45 Heart diseases (410-443)	21	10	11	403.8	476.2	354.8	5	4	1	185.2	250.0	90.9
46 Hypertension without mention of heart (444-447)	-	-	-	0	0	0	-	-	-	0	0	0
47 Influenza and pneumonia (480-483, 490-493)	4	2	2	76.9	95.2	64.5	3	-	3	111.1	0	272.7
48 Bronchitis (500-502)	-	-	-	0	0	0	-	-	-	0	0	0
49 Ulcer of stomach and duodenum (540, 541)	1	1	-	19.2	47.6	0	-	-	-	0	0	0
50 Appendicitis (550-553)	-	-	-	0	0	0	1	-	1	37.0	0	90.9
51 Intestinal obstruction and hernia (560, 561, 570)	1	-	1	19.2	0	32.3	-	-	-	0	0	0
52 Gastritis, duodenitis, enteritis and colitis (except diarrhea of the newborn) (543, 571, 572)	-	-	-	0	0	0	-	-	-	0	0	0
53 Cirrhosis of liver (581)	-	-	-	0	0	0	-	-	-	0	0	0
54 Nephritis and nephrosis (590-594)	1	-	1	19.2	0	32.3	2	-	2	74.1	0	181.8
55 Hyperplasia of prostate (610)	1	1	-	19.2	47.6	0	-	-	-	0	0	0
56 Complications of pregnancy, childbirth and the puerperium (640-652, 670-689)	-	-	-	0	0	0	-	-	-	0	0	0
57 Congenital malformations (750-759)	-	-	-	0	0	0	-	-	-	0	0	0
58 Birth injuries, postnatal asphyxia and atelectasis (760-762)	2	2	-	38.5	95.2	0	-	-	-	0	0	0
59 Infection of the newborn (763-768)	1	-	1	19.2	0	32.3	1	-	1	37.0	0	90.9
60 Other diseases peculiar to early infancy, and immaturity unqualified (769-776)	3	1	2	57.7	47.6	64.5	2	-	2	74.1	0	181.8
61 Senility, without mention of psychosis (794)	-	-	-	0	0	0	-	-	-	0	0	0
62 Ill-defined and unknown causes (780-793, 795)	1	-	1	19.2	0	32.3	1	-	1	37.0	0	90.9
63 Motor vehicle accidents (E810-E835)	1	1	-	19.2	47.6	0	4	-	4	148.1	250.0	0
64 All other accidents (E800-E802, E840-E962)	5	1	4	96.2	47.6	129.0	2	1	1	74.1	62.5	90.9
65 Suicide (E963, E970-E979)	-	-	-	0	0	0	-	-	-	0	0	0
66 Homicide (E964, E980-E985)	1	-	1	19.2	0	32.3	-	-	-	0	0	0
67 All other diseases (residual)	6	2	4	115.4	95.2	129.0	1	1	-	37.0	62.5	0



TABLE XIV-C VITAL STATISTICS, BY CITY, BY RACE, GEORGIA, 1961  
POPULATION 2,500-9,999

ITEM	DORAVILLE						DOUGLAS					
	Number			Rate or Ratio *			Number			Rate or Ratio *		
	Total	White	Non-White	Total	White	Non-White	Total	White	Non-White	Total	White	Non-White
1 Estimated population as of July 1	4,700	4,400	300				9,000	6,300	2,700			
<b>LIVE BIRTHS</b>												
2 Total	175	170	5	37.2	38.6	16.7	254	158	96	28.2	25.1	35.6
3 Delivered in hospital	175	170	5	100.0%	100.0%	100.0%	207	155	52	81.5%	98.1%	54.2%
4 Delivered in home by physician	-	-	-	0%	0%	0%	2	2	-	0.8%	1.3%	0%
5 Delivered in home by midwife	-	-	-	0%	0%	0%	45	1	44	17.7%	0.6%	45.8%
6 Other deliveries	-	-	-	0%	0%	0%	-	-	-	0%	0%	0%
7 Immature births	7	7	-	40.0	41.2	0	27	6	21	106.3	38.0	218.8
8 Live births to unwed mothers	1	1	-	5.7	5.9	0	27	2	25	106.3	12.7	260.4
<b>FETAL DEATHS</b>												
9 Total	9	9	-	51.4	52.9	0	10	5	5	39.4	31.6	52.1
10 Under 20 weeks gestation	5	5	-	28.6	29.4	0	2	1	1	7.9	6.3	10.4
11 20-27 weeks gestation	1	1	-	5.7	5.9	0	3	2	1	11.8	12.7	10.4
12 28 weeks and more	3	3	-	17.1	17.6	0	4	2	2	15.7	12.7	20.8
13 Unknown length of gestation	-	-	-	0	0	0	1	-	1	3.9	0	10.4
<b>DEATHS</b>												
14 Total, all ages	33	29	4	702.1	659.1	1333.3	83	45	38	922.2	714.3	1407.4
15 Under 1 year	3	2	1	17.1	11.8	200.0	9	4	5	35.4	25.3	52.1
16 Under 28 days	3	2	1	17.1	11.8	200.0	3	2	1	11.8	12.7	10.4
17 Deaths from immaturity	-	-	-	0	0	0	3	2	1	11.8	12.7	10.4
18 1-4 years **	3	2	1	-	-	-	-	-	-	-	-	-
19 Maternal deaths	-	-	-	0	0	0	-	-	-	0	0	0
<b>CAUSE OF DEATH</b>												
20 Tuberculosis, all forms (001-019)	-	-	-	0	0	0	-	-	-	0	0	0
21 Syphilis and its sequelae (020-029)	-	-	-	0	0	0	-	-	-	0	0	0
22 Typhoid fever (040)	-	-	-	0	0	0	-	-	-	0	0	0
23 Dysentery, all forms (045-048)	-	-	-	0	0	0	-	-	-	0	0	0
24 Scarlet fever (050)	-	-	-	0	0	0	-	-	-	0	0	0
25 Streptococcal sore throat (051)	-	-	-	0	0	0	-	-	-	0	0	0
26 Diphtheria (055)	-	-	-	0	0	0	-	-	-	0	0	0
27 Whooping cough (056)	-	-	-	0	0	0	-	-	-	0	0	0
28 Meningococcal infections (057)	-	-	-	0	0	0	-	-	-	0	0	0
29 Acute poliomyelitis (080)	-	-	-	0	0	0	-	-	-	0	0	0
30 Acute infectious encephalitis (082)	-	-	-	0	0	0	-	-	-	0	0	0
31 Smallpox (084)	-	-	-	0	0	0	-	-	-	0	0	0
32 Measles (085)	-	-	-	0	0	0	-	-	-	0	0	0
33 Typhus and other rickettsial diseases (100-103, 105-108)	-	-	-	0	0	0	-	-	-	0	0	0
34 Rocky Mountain spotted fever (104)	-	-	-	0	0	0	-	-	-	0	0	0
35 Malaria (110-117)	-	-	-	0	0	0	-	-	-	0	0	0
36 All other diseases classified as infective and parasitic (030-039, 041-044, 049, 052-054, 059-074, 081, 083, 086-096, 120-138)	-	-	-	0	0	0	-	-	-	0	0	0
37 Malignant neoplasms, including neoplasms of lymphatic and haematopoietic tissues (140-205)	5	5	-	106.4	113.6	0	8	5	3	88.9	79.4	111.1
38 Benign and unspecified neoplasms (210-239)	-	-	-	0	0	0	-	-	-	0	0	0
39 Diabetes mellitus (260)	1	1	1	21.3	0	333.3	-	-	-	0	0	0
40 Pellagra (281)	-	-	-	0	0	0	-	-	-	0	0	0
41 Anemias (290-293)	-	-	-	0	0	0	-	-	-	0	0	0
42 Vascular lesions affecting central nervous system (330-334)	2	2	-	42.6	45.5	0	15	7	8	166.7	111.1	296.3
43 Nonmeningococcal meningitis (340)	-	-	-	0	0	0	1	-	1	11.1	0	37.0
44 Rheumatic fever (400-402)	-	-	-	0	0	0	-	-	-	0	0	0
45 Heart diseases (410-443)	10	9	1	212.8	204.5	333.3	33	21	12	366.7	333.3	444.4
46 Hypertension without mention of heart (444-447)	-	-	-	0	0	0	-	-	-	0	0	0
47 Influenza and pneumonia (480-483, 490-493)	1	1	-	21.3	22.7	0	5	-	5	55.6	0	185.2
48 Bronchitis (500-502)	-	-	-	0	0	0	-	-	-	0	0	0
49 Ulcer of stomach and duodenum (540, 541)	-	-	-	0	0	0	-	-	-	0	0	0
50 Appendicitis (550-553)	-	-	-	0	0	0	-	-	-	0	0	0
51 Intestinal obstruction and hernia (560, 561, 570)	-	-	-	0	0	0	1	1	-	11.1	15.9	0
52 Gastritis, duodenitis, enteritis and colitis (except diarrhea of the newborn) (543, 571, 572)	-	-	-	0	0	0	-	-	-	0	0	0
53 Cirrhosis of liver (581)	-	-	-	0	0	0	1	1	-	11.1	15.9	0
54 Nephritis and nephrosis (590-594)	2	2	-	42.6	45.5	0	1	1	-	11.1	15.9	0
55 Hyperplasia of prostate (610)	-	-	-	0	0	0	-	-	-	0	0	0
56 Complications of pregnancy, childbirth and the puerperium (640-652, 670-689)	-	-	-	0	0	0	-	-	-	0	0	0
57 Congenital malformations (750-759)	1	-	1	21.3	0	333.3	1	-	1	11.1	0	37.0
58 Birth injuries, postnatal asphyxia and atelectasis (760-762)	1	1	-	21.3	22.7	0	-	-	-	0	0	0
59 Infection of the newborn (763-768)	-	-	-	0	0	0	-	-	-	0	0	0
60 Other diseases peculiar to early infancy, and immaturity unqualified (769-776)	1	1	-	21.3	22.7	0	3	2	1	33.3	31.7	37.0
61 Senility, without mention of psychosis (794)	-	-	-	0	0	0	-	-	-	0	0	0
62 Ill-defined and unknown causes (780-793, 795)	-	-	-	0	0	0	3	1	2	33.3	15.9	74.1
63 Motor vehicle accidents (E810-E835)	2	1	1	42.6	22.7	333.3	2	1	1	22.2	15.9	37.0
64 All other accidents (E800-E802, E840-E962)	1	1	-	21.3	22.7	0	3	2	1	33.3	31.7	37.0
65 Suicide (E963, E970-E979)	1	1	-	21.3	22.7	0	-	-	-	0	0	0
66 Homicide (E964, E980-E985)	-	-	-	0	0	0	-	-	-	0	0	0
67 All other diseases (residual)	5	5	-	106.4	113.6	0	6	3	3	66.7	47.6	111.1

TABLE XIV-C VITAL STATISTICS, BY CITY, BY RACE, GEORGIA, 1961  
 POPULATION 2,500- 9,999

ITEM	DOUGLASVILLE						EASTMAN					
	Number			Rate or Ratio *			Number			Rate or Ratio *		
	Total	White	Non-White	Total	White	Non-White	Total	White	Non-White	Total	White	Non-White
1 Estimated population as of July 1	4,600	3,300	1,300				5,100	3,800	1,300			
<b>LIVE BIRTHS</b>												
2 Total	132	89	43	28.7	27.0	33.1	87	57	30	17.1	15.0	23.1
3 Delivered in hospital	132	89	43	100.0%	100.0%	100.0%	65	55	10	74.7%	96.5%	33.3%
4 Delivered in home by physician	-	-	-	0%	0%	0%	-	-	-	0%	0%	0%
5 Delivered in home by midwife	-	-	-	0%	0%	0%	22	2	20	25.3%	3.5%	66.7%
6 Other deliveries	-	-	-	0%	0%	0%	-	-	-	0%	0%	0%
7 Immature births	10	8	2	75.8	89.9	46.5	4	1	3	46.0	17.5	100.0
8 Live births to unwed mothers	7	-	7	53.0	0	162.8	14	2	12	160.9	35.1	400.0
<b>FETAL DEATHS</b>												
9 Total	-	-	-	0	0	0	-	-	-	0	0	0
10 Under 20 weeks gestation	-	-	-	0	0	0	-	-	-	0	0	0
11 20-27 weeks gestation	-	-	-	0	0	0	-	-	-	0	0	0
12 28 weeks and more	-	-	-	0	0	0	-	-	-	0	0	0
13 Unknown length of gestation	-	-	-	0	0	0	-	-	-	0	0	0
<b>DEATHS</b>												
14 Total, all ages	44	35	9	956.5	1060.6	692.3	49	35	14	960.8	921.1	1076.9
15 Under 1 year	4	3	1	30.3	33.7	23.3	3	3	-	34.5	52.6	0
16 Under 28 days	2	1	1	15.2	11.2	23.3	3	3	-	34.5	52.6	0
17 Deaths from immaturity	-	-	-	0	0	0	-	-	-	0	0	0
18 1-4 years **	1	1	-	-	-	-	2	1	1	-	-	-
19 Maternal deaths	-	-	-	0	0	0	-	-	-	0	0	0
<b>CAUSE OF DEATH</b>												
20 Tuberculosis, all forms (001-019)	-	-	-	0	0	0	-	-	-	0	0	0
21 Syphilis and its sequelae (020-029)	-	-	-	0	0	0	-	-	-	0	0	0
22 Typhoid fever (040)	-	-	-	0	0	0	-	-	-	0	0	0
23 Dysentery, all forms (045-048)	-	-	-	0	0	0	-	-	-	0	0	0
24 Scarlet fever (050)	-	-	-	0	0	0	-	-	-	0	0	0
25 Streptococcal sore throat (051)	-	-	-	0	0	0	-	-	-	0	0	0
26 Diphtheria (055)	-	-	-	0	0	0	-	-	-	0	0	0
27 Whooping cough (056)	-	-	-	0	0	0	-	-	-	0	0	0
28 Meningococcal infections (057)	-	-	-	0	0	0	-	-	-	0	0	0
29 Acute poliomyelitis (080)	-	-	-	0	0	0	-	-	-	0	0	0
30 Acute infectious encephalitis (082)	-	-	-	0	0	0	-	-	-	0	0	0
31 Smallpox (084)	-	-	-	0	0	0	-	-	-	0	0	0
32 Measles (085)	-	-	-	0	0	0	-	-	-	0	0	0
33 Typhus and other rickettsial diseases (100-103, 105-108)	-	-	-	0	0	0	-	-	-	0	0	0
34 Rocky Mountain spotted fever (104)	-	-	-	0	0	0	-	-	-	0	0	0
35 Malaria (110-117)	-	-	-	0	0	0	-	-	-	0	0	0
36 All other diseases classified as infective and parasitic (030-039, 041-044, 049, 052-054, 059-074, 081, 083, 086-096, 120-138)	-	-	-	0	0	0	-	-	-	0	0	0
37 Malignant neoplasms, including neoplasms of lymphatic and haematopoietic tissues (140-205)	2	2	-	43.5	60.6	0	6	5	1	117.6	131.6	76.9
38 Benign and unspecified neoplasms (210-239)	-	-	-	0	0	0	-	-	-	0	0	0
39 Diabetes mellitus (260)	1	1	-	21.7	30.3	0	2	2	-	39.2	52.6	0
40 Pellagra (281)	-	-	-	0	0	0	-	-	-	0	0	0
41 Anemias (290-293)	-	-	-	0	0	0	-	-	-	0	0	0
42 Vascular lesions affecting central nervous system (330-334)	12	7	5	260.9	212.1	384.6	10	5	5	196.1	131.6	384.6
43 Nonmeningococcal meningitis (340)	-	-	-	0	0	0	-	-	-	0	0	0
44 Rheumatic fever (400-402)	-	-	-	0	0	0	-	-	-	0	0	0
45 Heart diseases (410-443)	17	14	3	369.6	424.2	230.8	13	9	4	254.9	236.8	307.7
46 Hypertension without mention of heart (444-447)	1	1	-	21.7	30.3	0	-	-	-	0	0	0
47 Influenza and pneumonia (480-483, 490-493)	1	1	-	21.7	30.3	0	1	-	1	19.6	0	76.9
48 Bronchitis (500-502)	-	-	-	0	0	0	-	-	-	0	0	0
49 Ulcer of stomach and duodenum (540, 541)	-	-	-	0	0	0	-	-	-	0	0	0
50 Appendicitis (550-553)	-	-	-	0	0	0	-	-	-	0	0	0
51 Intestinal obstruction and hernia (560, 561, 570)	-	-	-	0	0	0	-	-	-	0	0	0
52 Gastritis, duodenitis, enteritis and colitis (except diarrhea of the newborn) (543, 571, 572)	-	-	-	0	0	0	-	-	-	0	0	0
53 Cirrhosis of liver (581)	-	-	-	0	0	0	1	1	-	19.6	26.3	0
54 Nephritis and nephrosis (590-594)	-	-	-	0	0	0	-	-	-	0	0	0
55 Hyperplasia of prostate (610)	1	1	-	21.7	30.3	0	-	-	-	0	0	0
56 Complications of pregnancy, childbirth and the puerperium (640-652, 670-689)	-	-	-	0	0	0	-	-	-	0	0	0
57 Congenital malformations (750-759)	2	2	-	43.5	60.6	0	1	1	-	19.6	26.3	0
58 Birth injuries, postnatal asphyxia and atelectasis (760-762)	1	-	1	21.7	0	76.9	2	2	-	39.2	52.6	0
59 Infection of the newborn (763-768)	1	-	-	0	0	0	1	1	-	19.6	26.3	0
60 Other diseases peculiar to early infancy, and immaturity unqualified (769-776)	-	-	-	0	0	0	-	-	-	0	0	0
61 Senility, without mention of psychosis (794)	-	-	-	0	0	0	-	-	-	0	0	0
62 Ill-defined and unknown causes (780-793, 795)	-	-	-	0	0	0	-	-	-	0	0	0
63 Motor vehicle accidents (E810-E835)	-	-	-	0	0	0	3	2	1	58.8	52.6	76.9
64 All other accidents (E800-E802, E840-E962)	1	1	-	21.7	30.3	0	2	2	-	39.2	52.6	0
65 Suicide (E963, E970-E979)	2	2	-	43.5	60.6	0	1	1	-	19.6	26.3	0
66 Homicide (E984, E980-E985)	-	-	-	0	0	0	1	1	-	19.6	26.3	0
67 All other diseases (residual)	3	3	-	65.2	90.9	0	4	3	1	78.4	78.9	76.9

TABLE XIV-C VITAL STATISTICS, BY CITY, BY RACE, GEORGIA, 1961  
POPULATION 2,500 - 9,999

ITEM	EATONTON						ELBERTON					
	Number			Rate or Ratio *			Number			Rate or Ratio *		
	Total	White	Non-White	Total	White	Non-White	Total	White	Non-White	Total	White	Non-White
1 Estimated population as of July 1	3,700	1,700	2,000				7,300	4,900	2,400			
<b>LIVE BIRTHS</b>												
2 Total	108	43	65	29.2	25.3	32.5	199	122	77	27.3	24.9	32.1
3 Delivered in hospital	74	42	32	68.5%	97.7%	49.2%	178	122	56	89.4%	100.0%	72.7%
4 Delivered in home by physician	-	-	-	0%	0%	0%	2	-	2	1.0%	0%	2.6%
5 Delivered in home by midwife	34	1	33	31.5%	2.3%	50.8%	19	-	19	9.5%	0%	24.7%
6 Other deliveries	-	-	-	0%	0%	0%	-	-	-	0%	0%	0%
7 Immature births	4	3	1	37.0	69.8	15.4	18	8	10	90.5	65.6	129.9
8 Live births to unwed mothers	13	-	13	120.4	0	200.0	19	2	17	95.5	16.4	220.8
<b>FETAL DEATHS</b>												
9 Total	6	1	5	55.6	23.3	66.9	5	3	2	25.1	24.6	26.0
10 Under 20 weeks gestation	2	-	2	18.5	0	30.8	4	3	1	20.1	24.6	13.0
11 20-27 weeks gestation	-	-	-	0	0	0	-	-	-	0	0	0
12 28 weeks and more	4	1	3	37.0	23.3	46.2	1	-	1	5.0	0	13.0
13 Unknown length of gestation	-	-	-	0	0	0	-	-	-	0	0	0
<b>DEATHS</b>												
14 Total, all ages	29	11	18	783.8	647.1	900.0	91	58	33	246.6	183.7	375.0
15 Under 1 year	1	-	1	9.3	0	15.4	5	2	3	25.1	16.4	39.0
16 Under 28 days	-	-	-	0	0	0	1	1	-	5.0	8.2	0
17 Deaths from immaturity	-	-	-	0	0	0	1	-	1	5.0	0	13.0
18 1-4 years **	1	-	1	-	-	-	2	1	1	-	-	-
19 Maternal deaths	-	-	-	0	0	0	-	-	-	0	0	0
<b>CAUSE OF DEATH</b>												
20 Tuberculosis, all forms (001-019)	-	-	-	0	0	0	-	-	-	0	0	0
21 Syphilis and its sequelae (020-029)	-	-	-	0	0	0	1	-	1	13.7	0	41.7
22 Typhoid fever (040)	-	-	-	0	0	0	-	-	-	0	0	0
23 Dysentery, all forms (045-048)	-	-	-	0	0	0	-	-	-	0	0	0
24 Scarlet fever (050)	-	-	-	0	0	0	-	-	-	0	0	0
25 Streptococcal sore throat (051)	-	-	-	0	0	0	-	-	-	0	0	0
26 Diphtheria (055)	-	-	-	0	0	0	-	-	-	0	0	0
27 Whooping cough (056)	-	-	-	0	0	0	-	-	-	0	0	0
28 Meningococcal infections (057)	-	-	-	0	0	0	-	-	-	0	0	0
29 Acute poliomyelitis (080)	-	-	-	0	0	0	-	-	-	0	0	0
30 Acute infectious encephalitis (082)	-	-	-	0	0	0	-	-	-	0	0	0
31 Smallpox (084)	-	-	-	0	0	0	-	-	-	0	0	0
32 Measles (085)	-	-	-	0	0	0	-	-	-	0	0	0
33 Typhus and other rickettsial diseases (100-103, 105-108)	-	-	-	0	0	0	-	-	-	0	0	0
34 Rocky Mountain spotted fever (104)	-	-	-	0	0	0	-	-	-	0	0	0
35 Malaria (110-117)	-	-	-	0	0	0	-	-	-	0	0	0
36 All other diseases classified as infective and parasitic (030-039, 041-044, 049, 052-054, 059-074, 081, 083, 086-096, 120-138)	-	-	-	0	0	0	1	1	-	13.7	20.4	0
37 Malignant neoplasms, including neoplasms of lymphatic and hematopoietic tissues (140-205)	4	3	1	108.1	176.5	50.0	10	7	3	137.0	142.9	125.0
38 Benign and unspecified neoplasms (210-239)	1	-	1	27.0	0	50.0	-	-	-	0	0	0
39 Diabetes mellitus (260)	1	-	1	27.0	0	50.0	2	1	1	27.4	20.4	41.7
40 Pellagra (281)	-	-	-	0	0	0	-	-	-	0	0	0
41 Anemias (290-293)	1	-	1	27.0	0	50.0	1	-	1	13.7	0	41.7
42 Vascular lesions affecting central nervous system (330-334)	2	2	-	54.1	117.6	0	12	5	7	164.4	102.0	291.7
43 Nonmeningococcal meningitis (340)	-	-	-	0	0	0	-	-	-	0	0	0
44 Rheumatic fever (400-402)	-	-	-	0	0	0	-	-	-	0	0	0
45 Heart diseases (410-443)	11	5	6	297.3	294.1	300.0	31	24	7	424.7	489.8	291.7
46 Hypertension without mention of heart (444-447)	-	-	-	0	0	0	2	1	1	27.4	20.4	41.7
47 Influenza and pneumonia (480-483, 490-493)	1	-	1	27.0	0	50.0	3	1	2	41.1	20.4	83.3
48 Bronchitis (500-502)	-	-	-	0	0	0	-	-	-	0	0	0
49 Ulcer of stomach and duodenum (540, 541)	-	-	-	0	0	0	1	1	-	13.7	20.4	0
50 Appendicitis (550-553)	-	-	-	0	0	0	-	-	-	0	0	0
51 Intestinal obstruction and hernia (560, 561, 570)	-	-	-	0	0	0	-	-	-	0	0	0
52 Gastritis, duodenitis, enteritis and colitis (except diarrhea of the newborn) (543, 571, 572)	-	-	-	0	0	0	1	-	1	13.7	0	41.7
53 Cirrhosis of liver (581)	-	-	-	0	0	0	-	-	-	0	0	0
54 Nephritis and nephrosis (590-594)	1	-	1	27.0	0	50.0	2	1	1	27.4	20.4	41.7
55 Hyperplasia of prostate (610)	-	-	-	0	0	0	-	-	-	0	0	0
56 Complications of pregnancy, childbirth and the puerperium (640-652, 670-689)	-	-	-	0	0	0	-	-	-	0	0	0
57 Congenital malformations (750-759)	-	-	-	0	0	0	2	1	1	27.4	20.4	41.7
58 Birth injuries, postnatal asphyxia and atelectasis (760-762)	-	-	-	0	0	0	-	-	-	0	0	0
59 Infection of the newborn (763-765)	-	-	-	0	0	0	-	-	-	0	0	0
60 Other diseases peculiar to early infancy, and immaturity unqualified (769-776)	-	-	-	0	0	0	1	-	1	13.7	0	41.7
61 Senility, without mention of psychosis (794)	-	-	-	0	0	0	-	-	-	0	0	0
62 Ill-defined and unknown causes (780-793, 795)	1	-	1	27.0	0	50.0	-	-	-	0	0	0
63 Motor vehicle accidents (E810-E835)	1	-	1	27.0	0	50.0	1	1	-	13.7	20.4	0
64 All other accidents (E800-E802, E840-E962)	2	-	2	54.1	0	100.0	4	4	-	54.8	81.6	0
65 Suicide (E963, E970-E979)	-	-	-	0	0	0	-	-	-	0	0	0
66 Homicide (E964, E980-E985)	-	-	-	0	0	0	3	1	2	41.1	20.4	83.3
67 All other diseases (residual)	3	1	2	81.1	58.8	100.0	13	9	4	178.1	183.7	166.7

TABLE XIV-C VITAL STATISTICS, BY CITY, BY RACE, GEORGIA, 1961  
POPULATION 2,500-9,999

ITEM	FITZGERALD						FORSYTH					
	Number			Rate or Ratio *			Number			Rate or Ratio *		
	Total	White	Non-White	Total	White	Non-White	Total	White	Non-White	Total	White	Non-White
1 Estimated population as of July 1	8,900	5,500	3,400				3,700	2,100	1,600			
<b>LIVE BIRTHS</b>												
2 Total	155	55	100	17.4	10.0	29.4	80	35	45	21.6	16.7	28.1
3 Delivered in hospital	129	55	74	83.2%	100.0%	74.0%	58	35	23	72.5%	100.0%	51.1%
4 Delivered in home by physician				0%	0%	0%				0%	0%	0%
5 Delivered in home by midwife	26		26	16.8%	0%	26.0%	22		22	27.5%	0%	48.9%
6 Other deliveries				0%	0%	0%				0%	0%	0%
7 Immature births	18	5	13	116.1	90.9	130.0	13	2	11	162.5	57.1	244.4
8 Live births to unwed mothers	32	1	31	206.5	18.2	310.0	11		11	137.5	0	244.4
<b>FETAL DEATHS</b>												
9 Total	7	5	2	45.2	90.9	20.0				0	0	0
10 Under 20 weeks gestation	5	4	1	32.3	72.7	10.0				0	0	0
11 20-27 weeks gestation				0	0	0				0	0	0
12 28 weeks and more	2	1	1	12.9	18.2	10.0				0	0	0
13 Unknown length of gestation				0	0	0				0	0	0
<b>DEATHS</b>												
14 Total, all ages	104	61	43	1168.5	1109.1	1264.7	46	20	26	1243.2	952.4	1625.0
15 Under 1 year	2		2	12.9	0	20.0	6	2	4	75.0	57.1	88.9
16 Under 28 days	1		1	6.5	0	10.0	3	1	2	37.5	28.6	44.4
17 Deaths from immaturity				0	0	0	1	1	1	12.5	28.6	0
18 1-4 years **							2		2			
19 Maternal deaths				0	0	0				0	0	0
<b>CAUSE OF DEATH</b>												
20 Tuberculosis, all forms (001-019)	2		2	22.5	0	58.8				0	0	0
21 Syphilis and its sequelae (020-029)	2		2	22.5	0	58.8				0	0	0
22 Typhoid fever (040)				0	0	0				0	0	0
23 Dysentery, all forms (045-048)				0	0	0				0	0	0
24 Scarlet fever (050)				0	0	0				0	0	0
25 Streptococcal sore throat (051)				0	0	0				0	0	0
26 Diphtheria (055)				0	0	0				0	0	0
27 Whooping cough (056)				0	0	0				0	0	0
28 Meningococcal infections (057)				0	0	0				0	0	0
29 Acute poliomyelitis (080)				0	0	0				0	0	0
30 Acute infectious encephalitis (082)				0	0	0				0	0	0
31 Smallpox (084)				0	0	0				0	0	0
32 Measles (085)				0	0	0				0	0	0
33 Typhus and other rickettsial diseases (100-103, 105-108)				0	0	0				0	0	0
34 Rocky Mountain spotted fever (104)				0	0	0				0	0	0
35 Malaria (110-117)				0	0	0				0	0	0
36 All other diseases classified as infective and parasitic (030-039, 041-044, 049, 052-054, 059-074, 081, 083, 086-096, 120-138)				0	0	0				0	0	0
37 Malignant neoplasms, including neoplasms of lymphatic and haematopoietic tissues (140-205)	8	6	2	89.9	109.1	58.8	5	2	3	135.1	95.2	187.5
38 B benign and unspecified neoplasms (210-239)	1	1		11.2	18.2	0				0	0	0
39 Diabetes mellitus (260)				0	0	0				0	0	0
40 Pellagra (281)				0	0	0				0	0	0
41 Anemias (290-293)				0	0	0				0	0	0
42 Vascular lesions affecting central nervous system (330-334)	20	10	10	224.7	181.8	294.1	3	2	1	81.1	95.2	62.5
43 Nonmeningococcal meningitis (340)				0	0	0	1		1	27.0	0	62.5
44 Rheumatic fever (400-402)				0	0	0				0	0	0
45 Heart diseases (410-443)	48	32	16	539.3	581.8	470.6	16	12	4	432.4	571.4	250.0
46 Hypertension without mention of heart (444-447)	1	1		11.2	18.2	0	1		1	27.0	0	62.5
47 Influenza and pneumonia (480-483, 490-493)	3	1	2	33.7	18.2	58.8	3	1	2	81.1	47.6	125.0
48 Bronchitis (500-502)				0	0	0				0	0	0
49 Ulcer of stomach and duodenum (540, 541)	1		1	11.2	0	29.4				0	0	0
50 Appendicitis (550-553)				0	0	0				0	0	0
51 Intestinal obstruction and hernia (560, 561, 570)				0	0	0				0	0	0
52 Gastritis, duodenitis, enteritis and colitis (except diarrhea of the newborn) (543, 571, 572)				0	0	0	1		1	27.0	0	62.5
53 Cirrhosis of liver (581)				0	0	0				0	0	0
54 Nephritis and nephrosis (590-594)				0	0	0				0	0	0
55 Hyperplasia of prostate (610)	1		1	11.2	0	29.4				0	0	0
56 Complications of pregnancy, childbirth and the puerperium (640-652, 670-689)				0	0	0				0	0	0
57 Congenital malformations (750-759)				0	0	0	1		1	27.0	0	62.5
58 Birth injuries, postnatal asphyxia and atelectasis (760-762)				0	0	0				0	0	0
59 Infection of the newborn (763-768)	1		1	11.2	0	29.4	1		1	27.0	0	62.5
60 Other diseases peculiar to early infancy, and immaturity unqualified (769-776)				0	0	0				0	0	0
61 Senility, without mention of psychosis (794)				0	0	0	1	1		27.0	47.6	0
62 Ill-defined and unknown causes (780-793, 795)	2	1	1	22.5	18.2	29.4	2		2	54.1	0	125.0
63 Motor vehicle accidents (E810-E835)	2	1	1	22.5	18.2	29.4	1		1	27.0	0	62.5
64 All other accidents (E800-E802, E840-E962)	4	4		44.9	72.7	0	5	1	4	135.1	47.6	250.0
65 Suicide (E963, E970-E979)	3	3		33.7	54.5	0				0	0	0
66 Homicide (E944, E980-E985)	1		1	11.2	0	29.4	2		2	54.1	0	125.0
67 All other diseases (residual)	4	1	3	44.9	18.2	88.2	3	1	2	81.1	47.6	125.0

TABLE XIV-C VITAL STATISTICS, BY CITY, BY RACE, GEORGIA, 1961  
POPULATION 2,500 - 9,999

ITEM	FORT VALLEY						GARDEN CITY					
	Number			Rate or Ratio *			Number			Rate or Ratio *		
	Total	White	Non-White	Total	White	Non-White	Total	White	Non-White	Total	White	Non-White
1 Estimated population as of July 1	8,500	3,300	5,200				5,400	3,900	1,500			
<b>LIVE BIRTHS</b>												
2 Total	220	57	163	25.9	17.3	31.3	60	55	5	11.1	14.1	3.3
3 Delivered in hospital	165	56	109	75.0%	98.2%	66.9%	60	55	5	100.0%	100.0%	100.0%
4 Delivered in home by physician	4	-	4	1.8%	0%	2.5%	-	-	-	0%	0%	0%
5 Delivered in home by midwife	51	1	50	23.2%	1.8%	30.7%	-	-	-	0%	0%	0%
6 Other deliveries	-	-	-	0%	0%	0%	-	-	-	0%	0%	0%
7 Immature births	23	4	19	104.5	70.2	116.6	2	1	1	33.3	18.2	200.0
8 Live births to unwed mothers	33	-	33	150.0	0	202.5	4	2	2	66.7	36.4	400.0
<b>FETAL DEATHS</b>												
9 Total	5	1	4	22.7	17.5	24.5	3	2	1	50.0	36.4	200.0
10 Under 20 weeks gestation	1	1	-	4.5	17.5	0	3	2	1	50.0	36.4	200.0
11 20-27 weeks gestation	3	-	3	13.6	0	18.4	-	-	-	0	0	0
12 28 weeks and more	1	-	1	4.5	0	6.1	-	-	-	0	0	0
13 Unknown length of gestation	-	-	-	0	0	0	-	-	-	0	0	0
<b>DEATHS</b>												
14 Total, all ages	100	37	63	117.6	1121.2	1211.5	15	15	-	277.8	384.6	0
15 Under 1 year	9	2	7	40.9	35.1	42.9	2	2	-	33.3	36.4	0
16 Under 28 days	7	2	5	31.8	35.1	30.7	1	1	-	16.7	18.2	0
17 Deaths from immaturity	1	-	1	4.5	0	6.1	-	-	-	0	0	0
18 1-4 years **	1	-	1	-	-	-	-	-	-	-	-	-
19 Maternal deaths	1	-	1	45.5	0	61.3	-	-	-	0	0	0
<b>CAUSE OF DEATH</b>												
20 Tuberculosis, all forms (001-019)	2	1	1	23.5	30.3	19.2	-	-	-	0	0	0
21 Syphilis and its sequelae (020-029)	-	-	-	0	0	0	-	-	-	0	0	0
22 Typhoid fever (040)	-	-	-	0	0	0	-	-	-	0	0	0
23 Dysentery, all forms (045-048)	-	-	-	0	0	0	-	-	-	0	0	0
24 Scarlet fever (050)	-	-	-	0	0	0	-	-	-	0	0	0
25 Streptococcal sore throat (051)	-	-	-	0	0	0	-	-	-	0	0	0
26 Diphtheria (055)	-	-	-	0	0	0	-	-	-	0	0	0
27 Whooping cough (056)	-	-	-	0	0	0	-	-	-	0	0	0
28 Meningococcal infections (057)	-	-	-	0	0	0	-	-	-	0	0	0
29 Acute poliomyelitis (080)	-	-	-	0	0	0	-	-	-	0	0	0
30 Acute infectious encephalitis (082)	-	-	-	0	0	0	-	-	-	0	0	0
31 Smallpox (084)	-	-	-	0	0	0	-	-	-	0	0	0
32 Measles (085)	-	-	-	0	0	0	-	-	-	0	0	0
33 Typhus and other rickettsial diseases (100-103, 105-108)	-	-	-	0	0	0	-	-	-	0	0	0
34 Rocky Mountain spotted fever (104)	-	-	-	0	0	0	-	-	-	0	0	0
35 Malaria (110-117)	-	-	-	0	0	0	-	-	-	0	0	0
36 All other diseases classified as infective and parasitic (030-039, 041-044, 049, 052-054, 059-074, 081, 083, 086-096, 120-138)	1	-	1	11.8	0	19.2	-	-	-	0	0	0
37 Malignant neoplasms, including neoplasms of lymphatic and haematopoietic tissues (140-205)	10	4	6	117.6	121.2	115.4	-	-	-	0	0	0
38 Benign and unspecified neoplasms (210-239)	-	-	-	0	0	0	-	-	-	0	0	0
39 Diabetes mellitus (260)	-	-	-	0	0	0	-	-	-	0	0	0
40 Pellagra (281)	-	-	-	0	0	0	-	-	-	0	0	0
41 Anemias (290-293)	-	-	-	0	0	0	-	-	-	0	0	0
42 Vascular lesions affecting central nervous system (330-334)	14	2	12	164.7	60.6	230.8	3	3	-	55.6	76.9	0
43 Nonmeningococcal meningitis (340)	-	-	-	0	0	0	-	-	-	0	0	0
44 Rheumatic fever (400-402)	-	-	-	0	0	0	-	-	-	0	0	0
45 Heart diseases (410-443)	40	18	22	470.6	545.5	423.1	6	6	-	111.1	153.8	0
46 Hypertension without mention of heart (444-447)	1	-	1	11.8	0	19.2	-	-	-	0	0	0
47 Influenza and pneumonia (480-483, 490-493)	3	2	1	35.3	60.6	19.2	-	-	-	0	0	0
48 Bronchitis (500-502)	-	-	-	0	0	0	1	1	-	18.5	25.6	0
49 Ulcer of stomach and duodenum (540, 541)	-	-	-	0	0	0	-	-	-	0	0	0
50 Appendicitis (550-553)	-	-	-	0	0	0	-	-	-	0	0	0
51 Intestinal obstruction and hernia (560, 561, 570)	1	-	1	11.8	0	19.2	-	-	-	0	0	0
52 Gastritis, duodenitis, enteritis and colitis (except diarrhea of the newborn) (543, 571, 572)	1	1	-	11.8	30.3	0	-	-	-	0	0	0
53 Cirrhosis of liver (581)	-	-	-	0	0	0	-	-	-	0	0	0
54 Nephritis and nephrosis (590-594)	1	-	1	11.8	0	19.2	-	-	-	0	0	0
55 Hyperplasia of prostate (610)	-	-	-	0	0	0	-	-	-	0	0	0
56 Complications of pregnancy, childbirth and the puerperium (640-652, 670-689)	1	-	1	11.8	0	19.2	-	-	-	0	0	0
57 Congenital malformations (750-759)	1	1	-	11.8	30.3	0	-	-	-	0	0	0
58 Birth injuries, postnatal asphyxia and atelectasis (760-762)	1	-	1	11.8	0	19.2	-	-	-	0	0	0
59 Infection of the newborn (763-768)	1	-	1	11.8	0	19.2	-	-	-	0	0	0
60 Other diseases peculiar to early infancy, and immaturity unqualified (769-776)	2	-	2	23.5	0	38.5	1	1	-	18.5	25.6	0
61 Senility, without mention of psychosis (794)	-	-	-	0	0	0	-	-	-	0	0	0
62 Ill-defined and unknown causes (780-793, 795)	-	-	-	0	0	0	-	-	-	0	0	0
63 Motor vehicle accidents (E810-E835)	1	1	-	11.8	30.3	0	-	-	-	0	0	0
64 All other accidents (E800-E802, E840-E962)	6	1	5	70.6	30.3	96.2	2	2	-	37.0	51.3	0
65 Suicide (E963, E970-E979)	1	1	-	11.8	30.3	0	-	-	-	0	0	0
66 Homicide (E964, E980-E985)	1	1	-	11.8	30.3	0	-	-	-	0	0	0
67 All other diseases (residual)	11	4	7	129.4	121.2	134.6	2	2	-	37.0	51.3	0

TABLE XIV-C VITAL STATISTICS, BY CITY, BY RACE, GEORGIA, 1961  
POPULATION 2,500 - 9,999

ITEM	GLENNVILLE						GREENSBORO						
	Number			Rate or Ratio *			Number			Rate or Ratio *			
	Total	White	Non-White	Total	White	Non-White	Total	White	Non-White	Total	White	Non-White	
1 Estimated population as of July 1	2,800	2,100	700				2,800	1,600	1,200				1
<b>LIVE BIRTHS</b>													
2 Total	68	43	25	24.3	20.5	35.7	52	26	26	18.6	16.3	21.7	2
3 Delivered in hospital	53	42	11	77.9%	97.7%	44.0%	48	26	22	92.3%	100.0%	84.6%	3
4 Delivered in home by physician	3	1	2	4.4%	2.3%	8.0%	3	-	3	5.8%	0%	11.5%	4
5 Delivered in home by midwife	12	-	12	17.6%	0%	48.0%	1	-	1	1.9%	0%	3.8%	5
6 Other deliveries	-	-	-	0%	0%	0%	-	-	-	0%	0%	0%	6
7 Immature births	4	3	1	58.8	69.8	40.0	4	-	4	76.9	0	153.8	7
8 Live births to unwed mothers	6	2	4	88.2	46.5	160.0	8	-	8	153.8	0	307.7	8
<b>FETAL DEATHS</b>													
9 Total	-	-	-	0	0	0	1	-	1	19.2	0	38.5	9
10 Under 20 weeks gestation	-	-	-	0	0	0	-	-	-	0	0	0	10
11 20-27 weeks gestation	-	-	-	0	0	0	1	-	1	19.2	0	38.5	11
12 28 weeks and more	-	-	-	0	0	0	-	-	-	0	0	0	12
13 Unknown length of gestation	-	-	-	0	0	0	-	-	-	0	0	0	13
<b>DEATHS</b>													
14 Total, all ages	30	22	8	1071.4	1047.6	1142.9	37	22	151	321.4	375.0	1250.0	14
15 Under 1 year	3	2	1	44.1	46.5	40.0	3	1	2	57.7	38.5	76.9	15
16 Under 28 days	2	2	-	29.4	46.5	0	2	1	1	38.5	38.5	38.5	16
17 Deaths from immaturity	-	-	-	0	0	0	-	-	-	0	0	0	17
18 1-4 years **	-	-	-	-	-	-	2	-	2	-	-	-	18
19 Maternal deaths	-	-	-	0	0	0	-	-	-	0	0	0	19
<b>CAUSE OF DEATH</b>													
20 Tuberculosis, all forms (001-019)	1	-	1	35.7	0	142.9	-	-	-	0	0	0	20
21 Syphilis and its sequelae (020-029)	-	-	-	0	0	0	-	-	-	0	0	0	21
22 Typhoid fever (040)	-	-	-	0	0	0	-	-	-	0	0	0	22
23 Dysentery, all forms (045-048)	-	-	-	0	0	0	-	-	-	0	0	0	23
24 Scarlet fever (050)	-	-	-	0	0	0	-	-	-	0	0	0	24
25 Streptococcal sore throat (051)	-	-	-	0	0	0	-	-	-	0	0	0	25
26 Diphtheria (055)	-	-	-	0	0	0	-	-	-	0	0	0	26
27 Whooping cough (056)	-	-	-	0	0	0	-	-	-	0	0	0	27
28 Meningococcal infections (057)	-	-	-	0	0	0	-	-	-	0	0	0	28
29 Acute poliomyelitis (080)	-	-	-	0	0	0	-	-	-	0	0	0	29
30 Acute infectious encephalitis (082)	-	-	-	0	0	0	-	-	-	0	0	0	30
31 Smallpox (084)	-	-	-	0	0	0	-	-	-	0	0	0	31
32 Measles (085)	-	-	-	0	0	0	-	-	-	0	0	0	32
33 Typhus and other rickettsial diseases (100-103, 105-108)	-	-	-	0	0	0	-	-	-	0	0	0	33
34 Rocky Mountain spotted fever (104)	-	-	-	0	0	0	-	-	-	0	0	0	34
35 Malaria (110-117)	-	-	-	0	0	0	-	-	-	0	0	0	35
36 All other diseases classified as infective and parasitic (030-039, 041-044, 049, 052-054, 059-074, 081, 083, 086-096, 120-138)	-	-	-	0	0	0	1	-	1	35.7	0	83.3	36
37 Malignant neoplasms, including neoplasms of lymphatic and haematopoietic tissues (140-205)	2	2	-	71.4	95.2	0	4	3	1	142.9	187.5	83.3	37
38 Benign and unspecified neoplasms (210-239)	1	1	-	35.7	47.6	0	-	-	-	0	0	0	38
39 Diabetes mellitus (260)	1	1	-	35.7	47.6	0	1	1	-	35.7	62.5	0	39
40 Pellagra (281)	-	-	-	0	0	0	-	-	-	0	0	0	40
41 Anemias (290-293)	-	-	-	0	0	0	2	1	1	71.4	62.5	83.3	41
42 Vascular lesions affecting central nervous system (330-334)	1	-	1	35.7	0	142.9	2	2	-	71.4	125.0	0	42
43 Nonmeningococcal meningitis (340)	-	-	-	0	0	0	-	-	-	0	0	0	43
44 Rheumatic fever (400-402)	-	-	-	0	0	0	-	-	-	0	0	0	44
45 Heart diseases (410-443)	11	11	-	392.9	523.8	0	13	8	5	464.3	500.0	416.7	45
46 Hypertension without mention of heart (444-447)	-	-	-	0	0	0	1	1	-	35.7	62.5	0	46
47 Influenza and pneumonia (480-483, 490-493)	2	-	2	71.4	0	285.7	2	-	2	71.4	0	166.7	47
48 Bronchitis (500-502)	-	-	-	0	0	0	-	-	-	0	0	0	48
49 Ulcer of stomach and duodenum (540, 541)	-	-	-	0	0	0	-	-	-	0	0	0	49
50 Appendicitis (550-553)	-	-	-	0	0	0	-	-	-	0	0	0	50
51 Intestinal obstruction and hernia (560, 561, 570)	-	-	-	0	0	0	-	-	-	0	0	0	51
52 Gastritis, duodenitis, enteritis and colitis (except diarrhea of the newborn) (543, 571, 572)	-	-	-	0	0	0	-	-	-	0	0	0	52
53 Cirrhosis of liver (581)	-	-	-	0	0	0	1	1	-	35.7	62.5	0	53
54 Nephritis and nephrosis (590-594)	-	-	-	0	0	0	-	-	-	0	0	0	54
55 Hyperplasia of prostate (610)	-	-	-	0	0	0	-	-	-	0	0	0	55
56 Complications of pregnancy, childbirth and the puerperium (640-652, 670-689)	-	-	-	0	0	0	-	-	-	0	0	0	56
57 Congenital malformations (750-759)	-	-	-	0	0	0	-	-	-	0	0	0	57
58 Birth injuries, postnatal asphyxia and atelectasis (760-762)	1	1	-	35.7	47.6	0	1	1	-	35.7	62.5	0	58
59 Infection of the newborn (763-768)	-	-	-	0	0	0	-	-	-	0	0	0	59
60 Other diseases peculiar to early infancy, and immaturity unqualified (769-776)	2	1	1	71.4	47.6	142.9	-	-	-	0	0	0	60
61 Senility, without mention of psychosis (794)	1	1	-	35.7	47.6	0	-	-	-	0	0	0	61
62 Ill-defined and unknown causes (780-793, 795)	-	-	-	0	0	0	-	-	-	0	0	0	62
63 Motor vehicle accidents (E810-E835)	1	-	1	35.7	0	142.9	2	2	-	71.4	125.0	0	63
64 All other accidents (E800-E802, E840-E962)	-	-	-	0	0	0	3	-	3	107.1	0	250.0	64
65 Suicide (E963, E970-E979)	-	-	-	0	0	0	-	-	-	0	0	0	65
66 Homicide (E964, E980-E985)	3	2	1	107.1	95.2	142.9	-	-	-	0	0	0	66
67 All other diseases (residual)	3	2	1	107.1	95.2	142.9	4	2	2	142.9	125.0	166.7	67

TABLE XIV-C VITAL STATISTICS, BY CITY, BY RACE, GEORGIA, 1961  
 POPULATION 2,500- 9,999

ITEM	HARTWELL						HAWKINSVILLE					
	Number			Rate or Ratio *			Number			Rate or Ratio *		
	Total	White	Non-White	Total	White	Non-White	Total	White	Non-White	Total	White	Non-White
1 Estimated population as of July 1	4,600	3,500	1,100				4,000	2,300	1,700			
<b>LIVE BIRTHS</b>												
2 Total	109	86	23	23.7	24.6	20.9	106	49	57	26.5	21.3	33.5
3 Delivered in hospital	107	86	21	98.2%	100.0%	91.3%	78	48	30	73.6%	98.0%	52.6%
4 Delivered in home by physician	2	-	2	1.8%	0%	8.7%	-	-	-	0%	0%	0%
5 Delivered in home by midwife	-	-	-	0%	0%	0%	28	1	27	26.4%	2.0%	47.4%
6 Other deliveries	-	-	-	0%	0%	0%	-	-	-	0%	0%	0%
7 Immature births	5	3	2	45.9	34.9	87.0	6	2	4	56.6	40.8	70.2
8 Live births to unwed mothers	3	-	3	27.5	0	130.4	27	-	27	254.7	0	473.7
<b>FETAL DEATHS</b>												
9 Total	3	2	1	27.5	23.3	43.5	8	3	5	75.5	61.2	87.7
10 Under 20 weeks gestation	-	-	-	0	0	0	5	2	3	47.2	40.8	52.6
11 20-27 weeks gestation	-	-	-	0	0	0	2	1	1	18.9	20.4	17.5
12 28 weeks and more	3	2	1	27.5	23.3	43.5	-	-	-	0	0	0
13 Unknown length of gestation	-	-	-	0	0	0	1	-	1	9.4	0	17.5
<b>DEATHS</b>												
14 Total, all ages	63	44	19	369.6	257.1	1727.3	50	24	26	250.0	1043.5	1529.4
15 Under 1 year	3	1	2	27.5	11.6	87.0	3	1	2	28.3	20.4	35.1
16 Under 28 days	2	1	1	18.3	11.6	43.5	2	1	1	18.9	20.4	17.5
17 Deaths from immaturity	-	-	-	0	0	0	-	-	-	0	0	0
18 1-4 years **	2	2	-	0	0	0	2	1	1	0	0	0
19 Maternal deaths	-	-	-	0	0	0	-	-	-	0	0	0
<b>CAUSE OF DEATH</b>												
20 Tuberculosis, all forms (001-019)	-	-	-	0	0	0	-	-	-	0	0	0
21 Syphilis and its sequelae (020-029)	-	-	-	0	0	0	-	-	-	0	0	0
22 Typhoid fever (040)	-	-	-	0	0	0	-	-	-	0	0	0
23 Dysentery, all forms (045-048)	-	-	-	0	0	0	-	-	-	0	0	0
24 Scarlet fever (050)	-	-	-	0	0	0	-	-	-	0	0	0
25 Streptococcal sore throat (051)	-	-	-	0	0	0	-	-	-	0	0	0
26 Diphtheria (055)	-	-	-	0	0	0	-	-	-	0	0	0
27 Whooping cough (056)	-	-	-	0	0	0	-	-	-	0	0	0
28 Meningococcal infections (057)	-	-	-	0	0	0	-	-	-	0	0	0
29 Acute poliomyelitis (080)	-	-	-	0	0	0	-	-	-	0	0	0
30 Acute infectious encephalitis (082)	-	-	-	0	0	0	-	-	-	0	0	0
31 Smallpox (084)	-	-	-	0	0	0	-	-	-	0	0	0
32 Measles (085)	-	-	-	0	0	0	-	-	-	0	0	0
33 Typhus and other rickettsial diseases (100-103, 105-108)	-	-	-	0	0	0	-	-	-	0	0	0
34 Rocky Mountain spotted fever (104)	-	-	-	0	0	0	-	-	-	0	0	0
35 Malaria (110-117)	-	-	-	0	0	0	-	-	-	0	0	0
36 All other diseases classified as infective and parasitic (030-039, 041-044, 049, 052-054, 059-074, 081, 083, 086-096, 120-138)	-	-	-	0	0	0	-	-	-	0	0	0
37 Malignant neoplasms, including neoplasms of lymphatic and haematopoietic tissues (140-205)	8	8	-	173.9	228.6	0	5	2	3	125.0	87.0	176.5
38 Benign and unspecified neoplasms (210-239)	-	-	-	0	0	0	1	1	-	25.0	43.5	0
39 Diabetes mellitus (260)	-	-	-	0	0	0	-	-	-	0	0	0
40 Pellagra (281)	-	-	-	0	0	0	-	-	-	0	0	0
41 Anemias (290-293)	-	-	-	0	0	0	-	-	-	0	0	0
42 Vascular lesions affecting central nervous system (330-334)	8	7	1	173.9	200.0	90.9	7	2	5	175.0	87.0	294.1
43 Nonmeningococcal meningitis (340)	1	1	-	21.7	28.6	0	-	-	-	0	0	0
44 Rheumatic fever (400-402)	-	-	-	0	0	0	-	-	-	0	0	0
45 Heart diseases (410-443)	32	20	12	695.7	571.4	1090.9	19	10	9	475.0	434.8	529.4
46 Hypertension without mention of heart (444-447)	2	2	-	43.5	57.1	0	-	-	-	0	0	0
47 Influenza and pneumonia (480-483, 490-493)	1	-	1	21.7	0	90.9	2	-	2	50.0	0	117.6
48 Bronchitis (500-502)	-	-	-	0	0	0	1	1	-	25.0	43.5	0
49 Ulcer of stomach and duodenum (540, 541)	1	1	-	21.7	28.6	0	-	-	-	0	0	0
50 Appendicitis (550-553)	-	-	-	0	0	0	-	-	-	0	0	0
51 Intestinal obstruction and hernia (560, 561, 570)	-	-	-	0	0	0	1	1	-	25.0	43.5	0
52 Gastritis, duodenitis, enteritis and colitis (except diarrhea of the newborn) (543, 571, 572)	-	-	-	0	0	0	1	-	1	25.0	0	58.8
53 Cirrhosis of liver (581)	1	1	-	21.7	28.6	0	-	-	-	0	0	0
54 Nephritis and nephrosis (590-594)	1	-	1	21.7	0	90.9	-	-	-	0	0	0
55 Hyperplasia of prostate (610)	-	-	-	0	0	0	-	-	-	0	0	0
56 Complications of pregnancy, childbirth and the puerperium (640-652, 670-689)	-	-	-	0	0	0	-	-	-	0	0	0
57 Congenital malformations (750-759)	-	-	-	0	0	0	-	-	-	0	0	0
58 Birth injuries, postnatal asphyxia and atelectasis (760-762)	2	1	1	43.5	28.6	90.9	1	-	1	25.0	0	58.8
59 Infection of the newborn (763-768)	-	-	-	0	0	0	-	-	-	0	0	0
60 Other diseases peculiar to early infancy, and immaturity unqualified (769-776)	-	-	-	0	0	0	1	1	-	25.0	43.5	0
61 Senility, without mention of psychosis (794)	-	-	-	0	0	0	1	1	-	25.0	43.5	0
62 Ill-defined and unknown causes (780-793, 795)	-	-	-	0	0	0	2	-	2	50.0	0	117.6
63 Motor vehicle accidents (E810-E835)	-	-	-	0	0	0	1	-	1	25.0	0	58.8
64 All other accidents (E800-E802, E840-E962)	1	1	-	21.7	28.6	0	3	3	-	75.0	130.4	0
65 Suicide (E963, E970-E979)	-	-	-	0	0	0	1	1	-	25.0	43.5	0
66 Homicide (E964, E980-E985)	-	-	-	0	0	0	-	-	-	0	0	0
67 All other diseases (residual)	5	2	3	108.7	57.1	272.7	3	1	2	75.0	43.5	117.6

TABLE XIV-C VITAL STATISTICS, BY CITY, BY RACE, GEORGIA, 1961  
POPULATION 2,500-9,999

ITEM	HAZLEHURST						HINESVILLE					
	Number			Rate or Ratio *			Number			Rate or Ratio *		
	Total	White	Non-White	Total	White	Non-White	Total	White	Non-White	Total	White	Non-White
1 Estimated population as of July 1	3,800	2,800	1,000				3,300	2,700	600			
<b>LIVE BIRTHS</b>												
2 Total	105	78	27	27.6	27.9	27.0	102	88	14	30.9	32.6	23.3
3 Delivered in hospital	79	73	6	75.2%	93.6%	22.2%	99	88	11	97.1%	100.0%	78.6%
4 Delivered in home by physician	7	5	2	6.7%	6.4%	7.4%	-	-	-	0%	0%	0%
5 Delivered in home by midwife	19	-	19	18.1%	0%	70.4%	3	-	3	2.9%	0%	21.4%
6 Other deliveries	-	-	-	0%	0%	0%	-	-	-	0%	0%	0%
7 Immature births	12	7	5	11.4.3	89.7	185.2	7	7	-	68.6	79.5	0
8 Live births to unwed mothers	8	4	4	7.6.2	51.3	148.1	2	1	1	19.6	11.4	71.4
<b>FETAL DEATHS</b>												
9 Total	2	2	-	19.0	25.6	0	7	5	2	68.6	56.8	142.9
10 Under 20 weeks gestation	-	-	-	0	0	0	6	5	1	58.8	56.8	71.4
11 20-27 weeks gestation	-	-	-	0	0	0	1	-	1	9.8	0	71.4
12 28 weeks and more	2	2	-	19.0	25.6	0	-	-	-	0	0	0
13 Unknown length of gestation	-	-	-	0	0	0	-	-	-	0	0	0
<b>DEATHS</b>												
14 Total, all ages	34	26	8	894.7	928.6	800.0	20	16	4	606.1	592.6	666.7
15 Under 1 year	4	2	2	38.1	25.6	74.1	7	6	1	68.6	68.2	71.4
16 Under 28 days	-	-	-	0	0	0	6	5	1	58.8	56.8	71.4
17 Deaths from immaturity	-	-	-	0	0	0	3	3	-	29.4	34.1	0
18 1-4 years * *	-	-	-	-	-	-	1	1	-	-	-	-
19 Maternal deaths	-	-	-	0	0	0	-	-	-	0	0	0
<b>CAUSE OF DEATH</b>												
20 Tuberculosis, all forms (001-019)	-	-	-	0	0	0	-	-	-	0	0	0
21 Syphilis and its sequelae (020-029)	-	-	-	0	0	0	-	-	-	0	0	0
22 Typhoid fever (040)	-	-	-	0	0	0	-	-	-	0	0	0
23 Dysentery, all forms (045-048)	-	-	-	0	0	0	-	-	-	0	0	0
24 Scarlet fever (050)	-	-	-	0	0	0	-	-	-	0	0	0
25 Streptococcal sore throat (051)	-	-	-	0	0	0	-	-	-	0	0	0
26 Diphtheria (055)	-	-	-	0	0	0	-	-	-	0	0	0
27 Whooping cough (056)	-	-	-	0	0	0	-	-	-	0	0	0
28 Meningococcal infections (057)	-	-	-	0	0	0	-	-	-	0	0	0
29 Acute poliomyelitis (080)	-	-	-	0	0	0	-	-	-	0	0	0
30 Acute infectious encephalitis (082)	-	-	-	0	0	0	-	-	-	0	0	0
31 Smallpox (084)	-	-	-	0	0	0	-	-	-	0	0	0
32 Measles (085)	-	-	-	0	0	0	-	-	-	0	0	0
33 Typhus and other rickettsial diseases (100-103, 105-108)	-	-	-	0	0	0	-	-	-	0	0	0
34 Rocky Mountain spotted fever (104)	-	-	-	0	0	0	-	-	-	0	0	0
35 Malaria (110-117)	-	-	-	0	0	0	-	-	-	0	0	0
36 All other diseases classified as infective and parasitic (030-039, 041-044, 049, 052-054, 059-074, 081, 083, 086-096, 120-138)	-	-	-	0	0	0	-	-	-	0	0	0
37 Malignant neoplasms, including neoplasms of lymphatic and haematopoietic tissues (140-205)	4	4	-	105.3	142.9	0	2	2	-	60.6	74.1	0
38 Benign and unspecified neoplasms (210-239)	-	-	-	0	0	0	-	-	-	0	0	0
39 Diabetes mellitus (260)	1	-	1	26.3	0	100.0	1	1	1	30.3	0	166.7
40 Pellagra (281)	-	-	-	0	0	0	-	-	-	0	0	0
41 Anemias (290-293)	-	-	-	0	0	0	-	-	-	0	0	0
42 Vascular lesions affecting central nervous system (330-334)	7	6	1	184.2	214.3	100.0	2	2	-	60.6	74.1	0
43 Nonmeningococcal meningitis (340)	-	-	-	0	0	0	-	-	-	0	0	0
44 Rheumatic fever (400-402)	-	-	-	0	0	0	-	-	-	0	0	0
45 Heart diseases (410-443)	9	6	3	236.8	214.3	300.0	5	3	2	151.5	111.1	333.3
46 Hypertension without mention of heart (444-447)	-	-	-	0	0	0	-	-	-	0	0	0
47 Influenza and pneumonia (480-483, 490-493)	5	4	1	131.6	142.9	100.0	-	-	-	0	0	0
48 Bronchitis (500-502)	-	-	-	0	0	0	-	-	-	0	0	0
49 Ulcer of stomach and duodenum (540, 541)	-	-	-	0	0	0	-	-	-	0	0	0
50 Appendicitis (550-553)	-	-	-	0	0	0	-	-	-	0	0	0
51 Intestinal obstruction and hernia (560, 561, 570)	2	2	-	52.6	71.4	0	-	-	-	0	0	0
52 Gastritis, duodenitis, enteritis and colitis (except diarrhea of the newborn) (543, 571, 572)	-	-	-	0	0	0	-	-	-	0	0	0
53 Cirrhosis of liver (581)	-	-	-	0	0	0	-	-	-	0	0	0
54 Nephritis and nephrosis (590-594)	-	-	-	0	0	0	-	-	-	0	0	0
55 Hyperplasia of prostate (610)	-	-	-	0	0	0	-	-	-	0	0	0
56 Complications of pregnancy, childbirth and the puerperium (640-652, 670-689)	-	-	-	0	0	0	-	-	-	0	0	0
57 Congenital malformations (750-759)	-	-	-	0	0	0	2	2	-	60.6	74.1	0
58 Birth injuries, postnatal asphyxia and atelectasis (760-762)	-	-	-	0	0	0	-	-	-	0	0	0
59 Infection of the newborn (763-768)	-	-	-	0	0	0	-	-	-	0	0	0
60 Other diseases peculiar to early infancy, and immaturity unqualified (769-776)	-	-	-	0	0	0	5	4	1	151.5	148.1	166.7
61 Senility, without mention of psychosis (794)	-	-	-	0	0	0	-	-	-	0	0	0
62 Ill-defined and unknown causes (780-793, 795)	1	-	1	26.3	0	100.0	-	-	-	0	0	0
63 Motor vehicle accidents (E810-E835)	3	3	-	78.9	107.1	0	1	1	-	30.3	37.0	0
64 All other accidents (E800-E802, E840-E962)	-	-	-	0	0	0	-	-	-	0	0	0
65 Suicide (E963, E970-E979)	-	-	-	0	0	0	-	-	-	0	0	0
66 Homicide (E964, E980-E985)	-	-	-	0	0	0	-	-	-	0	0	0
67 All other diseases (residual)	2	1	1	52.6	35.7	100.0	2	2	-	60.6	74.1	0



TABLE XIV-C VITAL STATISTICS, BY CITY, BY RACE, GEORGIA, 1961  
POPULATION 2,500 - 9,999

ITEM	HOGANSVILLE						HOMERVILLE						
	Number			Rate or Ratio *			Number			Rate or Ratio *			
	Total	White	Non-White	Total	White	Non-White	Total	White	Non-White	Total	White	Non-White	
1 Estimated population as of July 1	3,700	2,200	1,500				2,700	1,700	1,000				1
<b>LIVE BIRTHS</b>													
2 Total	73	31	42	19.7	14.1	28.0	87	41	46	32.2	24.1	46.0	2
3 Delivered in hospital	50	31	19	68.5%	100.0%	45.2%	87	41	46	100.0%	100.0%	100.0%	3
4 Delivered in home by physician	1	-	1	1.4%	0%	2.4%	-	-	-	0%	0%	0%	4
5 Delivered in home by midwife	22	-	22	30.1%	0%	52.4%	-	-	-	0%	0%	0%	5
6 Other deliveries	4	-	-	0%	0%	0%	-	-	-	0%	0%	0%	6
7 Immature births	4	1	3	54.8	32.3	71.4	15	4	11	172.4	97.6	239.1	7
8 Live births to unwed mothers	11	-	11	150.7	0	261.9	8	-	8	92.0	0	173.9	8
<b>FETAL DEATHS</b>													
9 Total	6	1	5	82.2	32.3	119.0	2	-	2	23.0	0	43.5	9
10 Under 20 weeks gestation	4	1	3	54.8	32.3	71.4	-	-	-	0	0	0	10
11 20-27 weeks gestation	1	-	1	13.7	0	23.8	-	-	-	0	0	0	11
12 28 weeks and more	1	-	1	13.7	0	23.8	2	-	2	23.0	0	43.5	12
13 Unknown length of gestation	-	-	-	0	0	0	-	-	-	0	0	0	13
<b>DEATHS</b>													
14 Total, all ages	50	31	19	351.4	1409.1	1266.7	27	13	14	1000.0	764.7	1400.0	14
15 Under 1 year	6	2	4	82.2	64.5	95.2	6	1	5	69.0	24.4	108.7	15
16 Under 28 days	4	2	2	54.8	64.5	47.6	4	1	3	46.0	24.4	65.2	16
17 Deaths from immaturity	1	-	1	13.7	0	23.8	2	-	2	23.0	0	43.5	17
18 1-4 years **	1	1	-	-	-	-	1	1	-	-	-	-	18
19 Maternal deaths	-	-	-	0	0	0	-	-	-	0	0	0	19
<b>CAUSE OF DEATH</b>													
20 Tuberculosis, all forms (001-019)	-	-	-	0	0	0	-	-	-	0	0	0	20
21 Syphilis and its sequelae (020-029)	-	-	-	0	0	0	-	-	-	0	0	0	21
22 Typhoid fever (040)	-	-	-	0	0	0	-	-	-	0	0	0	22
23 Dysentery, all forms (045-048)	-	-	-	0	0	0	-	-	-	0	0	0	23
24 Scarlet fever (050)	-	-	-	0	0	0	-	-	-	0	0	0	24
25 Streptococcal sore throat (051)	-	-	-	0	0	0	-	-	-	0	0	0	25
26 Diphtheria (055)	-	-	-	0	0	0	-	-	-	0	0	0	26
27 Whooping cough (056)	-	-	-	0	0	0	-	-	-	0	0	0	27
28 Meningococcal infections (057)	-	-	-	0	0	0	-	-	-	0	0	0	28
29 Acute poliomyelitis (080)	-	-	-	0	0	0	-	-	-	0	0	0	29
30 Acute infectious encephalitis (082)	-	-	-	0	0	0	-	-	-	0	0	0	30
31 Smallpox (084)	-	-	-	0	0	0	-	-	-	0	0	0	31
32 Measles (085)	-	-	-	0	0	0	-	-	-	0	0	0	32
33 Typhus and other rickettsial diseases (100-103, 105-108)	-	-	-	0	0	0	-	-	-	0	0	0	33
34 Rocky Mountain spotted fever (104)	-	-	-	0	0	0	-	-	-	0	0	0	34
35 Malaria (110-117)	-	-	-	0	0	0	-	-	-	0	0	0	35
36 All other diseases classified as infective and parasitic (030-039, 041-044, 049, 052-054, 059-074, 081, 083, 086-096, 120-138)	-	-	-	0	0	0	-	-	-	0	0	0	36
37 Malignant neoplasms, including neoplasms of lymphatic and haematopoietic tissues (140-205)	3	2	1	81.1	90.9	66.7	2	2	-	74.1	117.6	0	37
38 Benign and unspecified neoplasms (210-239)	-	-	-	0	0	0	-	-	-	0	0	0	38
39 Diabetes mellitus (260)	3	3	-	81.1	136.4	0	-	-	-	0	0	0	39
40 Pellagra (281)	-	-	-	0	0	0	-	-	-	0	0	0	40
41 Anemias (290-293)	-	-	-	0	0	0	-	-	-	0	0	0	41
42 Vascular lesions affecting central nervous system (330-334)	11	7	4	297.3	318.2	266.7	1	-	1	37.0	0	100.0	42
43 Nonmeningococcal meningitis (340)	-	-	-	0	0	0	-	-	-	0	0	0	43
44 Rheumatic fever (400-402)	-	-	-	0	0	0	-	-	-	0	0	0	44
45 Heart diseases (410-443)	15	8	7	405.4	363.6	466.7	11	5	6	407.4	294.1	600.0	45
46 Hypertension without mention of heart (444-447)	2	1	1	54.1	45.5	66.7	-	-	-	0	0	0	46
47 Influenza and pneumonia (480-483, 490-493)	3	-	3	81.1	0	200.0	2	1	1	74.1	58.8	100.0	47
48 Bronchitis (500-502)	-	-	-	0	0	0	-	-	-	0	0	0	48
49 Ulcer of stomach and duodenum (540, 541)	1	1	-	27.0	45.5	0	-	-	-	0	0	0	49
50 Appendicitis (550-553)	-	-	-	0	0	0	-	-	-	0	0	0	50
51 Intestinal obstruction and hernia (560, 561, 570)	-	-	-	0	0	0	-	-	-	0	0	0	51
52 Gastritis, duodenitis, enteritis and colitis (except diarrhea of the newborn) (543, 571, 572)	-	-	-	0	0	0	-	-	-	0	0	0	52
53 Cirrhosis of liver (581)	-	-	-	0	0	0	1	1	-	37.0	58.8	0	53
54 Nephritis and nephrosis (590-594)	1	1	-	27.0	45.5	0	-	-	-	0	0	0	54
55 Hyperplasia of prostate (610)	-	-	-	0	0	0	-	-	-	0	0	0	55
56 Complications of pregnancy, childbirth and the puerperium (640-652, 670-689)	-	-	-	0	0	0	-	-	-	0	0	0	56
57 Congenital malformations (750-759)	-	-	-	0	0	0	-	-	-	0	0	0	57
58 Birth injuries, postnatal asphyxia and oletectasis (760-762)	2	2	-	54.1	90.9	0	1	1	-	37.0	58.8	0	58
59 Infection of the newborn (763-768)	-	-	-	0	0	0	1	-	1	37.0	0	100.0	59
60 Other diseases peculiar to early infancy, and immaturity unqualified (769-776)	2	-	2	54.1	0	133.3	2	-	2	74.1	0	200.0	60
61 Senility, without mention of psychosis (794)	-	-	-	0	0	0	-	-	-	0	0	0	61
62 Ill-defined and unknown causes (780-793, 795)	-	-	-	0	0	0	-	-	-	0	0	0	62
63 Motor vehicle accidents (E810-E835)	1	1	-	27.0	45.5	0	1	1	-	37.0	58.8	0	63
64 All other accidents (E800-E802, E840-E962)	3	3	-	81.1	136.4	0	1	1	-	37.0	58.8	0	64
65 Suicide (E963, E970-E979)	1	1	-	27.0	45.5	0	-	-	-	0	0	0	65
66 Homicide (E964, E980-E985)	1	-	-	0	0	0	1	-	1	37.0	0	100.0	66
67 All other diseases (residual)	2	1	1	54.1	45.5	66.7	3	1	2	111.1	58.8	200.0	67

TABLE XIV-C VITAL STATISTICS, BY CITY, BY RACE, GEORGIA, 1961  
POPULATION 2,500- 9,999

ITEM	JACKSON						JESUP					
	Number			Rate or Ratio *			Number			Rate or Ratio *		
	Total	White	Non-White	Total	White	Non-White	Total	White	Non-White	Total	White	Non-White
1 Estimated population as of July 1	2,500	1,400	1,100				7,500	5,200	2,300			
<b>LIVE BIRTHS</b>												
2 Total	73	34	39	29.2	24.3	35.5	236	157	79	31.5	30.2	34.3
3 Delivered in hospital	66	34	32	90.4%	100.0%	82.1%	235	157	78	99.6%	100.0%	98.7%
4 Delivered in home by physician	1	-	1	1.4%	0%	2.6%	1	-	1	0.4%	0%	1.3%
5 Delivered in home by midwife	6	-	6	8.2%	0%	15.4%	-	-	-	0%	0%	0%
6 Other deliveries	-	-	-	0%	0%	0%	-	-	-	0%	0%	0%
7 Immature births	10	4	6	137.0	117.6	153.8	19	7	12	80.5	44.6	151.9
8 Live births to unwed mothers	11	1	10	150.7	29.4	256.4	21	2	19	89.0	12.7	240.5
<b>FETAL DEATHS</b>												
9 Total	3	1	2	41.1	29.4	51.3	6	2	4	25.4	12.7	50.6
10 Under 20 weeks gestation	-	-	-	0	0	0	2	1	1	8.5	6.4	12.7
11 20-27 weeks gestation	2	-	2	27.4	0	51.3	1	1	-	4.2	6.4	0
12 28 weeks and more	1	1	-	13.7	29.4	0	3	-	3	12.7	0	38.0
13 Unknown length of gestation	-	-	-	0	0	0	-	-	-	0	0	0
<b>DEATHS</b>												
14 Total, all ages	40	22	18	600.0	1571.4	1636.4	56	37	19	746.7	711.5	826.1
15 Under 1 year	4	-	4	54.8	0	102.6	5	4	1	21.2	25.5	12.7
16 Under 28 days	1	-	1	13.7	0	25.6	4	3	1	16.9	19.1	12.7
17 Deaths from immaturity	-	-	-	0	0	0	-	-	-	0	0	0
18 1-4 years **	-	-	-	0	0	0	1	1	-	0	0	0
19 Maternal deaths	-	-	-	0	0	0	-	-	-	0	0	0
<b>CAUSE OF DEATH</b>												
20 Tuberculosis, all forms (001-019)	-	-	-	0	0	0	1	-	1	13.3	0	43.5
21 Syphilis and its sequelae (020-029)	-	-	-	0	0	0	-	-	-	0	0	0
22 Typhoid fever (040)	-	-	-	0	0	0	-	-	-	0	0	0
23 Dysentery, all forms (045-048)	-	-	-	0	0	0	-	-	-	0	0	0
24 Scarlet fever (050)	-	-	-	0	0	0	-	-	-	0	0	0
25 Streptococcal sore throat (051)	-	-	-	0	0	0	-	-	-	0	0	0
26 Diphtheria (055)	-	-	-	0	0	0	-	-	-	0	0	0
27 Whooping cough (056)	-	-	-	0	0	0	-	-	-	0	0	0
28 Meningococcal infections (057)	-	-	-	0	0	0	-	-	-	0	0	0
29 Acute poliomyelitis (080)	-	-	-	0	0	0	-	-	-	0	0	0
30 Acute infectious encephalitis (082)	-	-	-	0	0	0	-	-	-	0	0	0
31 Smallpox (084)	-	-	-	0	0	0	-	-	-	0	0	0
32 Measles (085)	-	-	-	0	0	0	-	-	-	0	0	0
33 Typhus and other rickettsial diseases (100-103, 105-108)	-	-	-	0	0	0	-	-	-	0	0	0
34 Rocky Mountain spotted fever (104)	-	-	-	0	0	0	-	-	-	0	0	0
35 Malaria (110-117)	-	-	-	0	0	0	-	-	-	0	0	0
36 All other diseases classified as infective and parasitic (030-039, 041-044, 049, 052-054, 059-074, 081, 083, 086-096, 120-138)	-	-	-	0	0	0	1	1	-	13.3	19.2	0
37 Malignant neoplasms, including neoplasms of lymphatic and haematopoietic tissues (140-205)	4	3	1	160.0	214.3	90.9	4	4	-	53.3	76.9	0
38 Benign and unspecified neoplasms (210-239)	-	-	-	0	0	0	-	-	-	0	0	0
39 Diabetes mellitus (260)	1	1	-	40.0	71.4	0	2	1	1	26.7	19.2	43.5
40 Pellagra (281)	-	-	-	0	0	0	-	-	-	0	0	0
41 Anemias (290-293)	-	-	-	0	0	0	-	-	-	0	0	0
42 Vascular lesions affecting central nervous system (330-334)	3	1	2	120.0	71.4	181.8	6	2	4	80.0	38.5	173.9
43 Nonmeningococcal meningitis (340)	-	-	-	0	0	0	-	-	-	0	0	0
44 Rheumatic fever (400-402)	-	-	-	0	0	0	-	-	-	0	0	0
45 Heart diseases (410-443)	19	11	8	760.0	785.7	727.3	21	14	7	280.0	269.2	304.3
46 Hypertension without mention of heart (444-447)	-	-	-	0	0	0	1	-	1	13.3	0	43.5
47 Influenza and pneumonia (480-483, 490-493)	4	-	4	160.0	0	363.6	1	1	-	13.3	19.2	0
48 Bronchitis (500-502)	-	-	-	0	0	0	-	-	-	0	0	0
49 Ulcer of stomach and duodenum (540, 541)	-	-	-	0	0	0	2	1	1	26.7	19.2	43.5
50 Appendicitis (550-553)	-	-	-	0	0	0	-	-	-	0	0	0
51 Intestinal obstruction and hernia (560, 561, 570)	-	-	-	0	0	0	-	-	-	0	0	0
52 Gastritis, duodenitis, enteritis and colitis (except diarrhea of the newborn) (543, 571, 572)	-	-	-	0	0	0	1	1	-	13.3	19.2	0
53 Cirrhosis of liver (581)	1	1	-	40.0	71.4	0	1	-	1	13.3	0	43.5
54 Nephritis and nephrosis (590-594)	-	-	-	0	0	0	1	1	-	13.3	19.2	0
55 Hyperplasia of prostate (610)	1	1	-	40.0	71.4	0	-	-	-	0	0	0
56 Complications of pregnancy, childbirth and the puerperium (640-652, 670-689)	-	-	-	0	0	0	-	-	-	0	0	0
57 Congenital malformations (750-759)	-	-	-	0	0	0	1	1	-	13.3	19.2	0
58 Birth injuries, postnatal asphyxia and atelectasis (760-762)	-	-	-	0	0	0	3	2	1	40.0	38.5	43.5
59 Infection of the newborn (763-768)	-	-	-	0	0	0	-	-	-	0	0	0
60 Other diseases peculiar to early infancy, and immaturity unqualified (769-776)	1	-	1	40.0	0	90.9	-	-	-	0	0	0
61 Senility, without mention of psychosis (794)	-	-	-	0	0	0	-	-	-	0	0	0
62 Ill-defined and unknown causes (780-793, 795)	1	-	1	40.0	0	90.9	1	1	-	13.3	19.2	0
63 Motor vehicle accidents (E810-E835)	-	-	-	0	0	0	1	1	-	13.3	19.2	0
64 All other accidents (E800-E802, E840-E962)	1	1	-	40.0	71.4	0	2	2	-	26.7	38.5	0
65 Suicide (E963, E970-E979)	-	-	-	0	0	0	1	1	-	13.3	19.2	0
66 Homicide (E964, E980-E985)	-	-	-	0	0	0	1	-	1	13.3	0	43.5
67 All other diseases (residual)	4	3	1	160.0	214.3	90.9	4	3	1	53.3	57.7	43.5

TABLE XIV-C VITAL STATISTICS, BY CITY BY RACE, GEORGIA, 1961  
POPULATION 2,500-9,999

ITEM	JONESBORO						LAFAYETTE					
	Number			Rate or Ratio *			Number			Rate or Ratio *		
	Total	White	Non-White	Total	White	Non-White	Total	White	Non-White	Total	White	Non-White
1 Estimated population as of July 1	3,100	2,400	700				5,700	5,200	500			
<b>LIVE BIRTHS</b>												
2 Total	133	110	23	42.9	45.8	32.9	148	133	15	26.0	25.6	30.0
3 Delivered in hospital	130	110	20	97.7%	100.0%	87.0%	147	132	15	99.3%	99.2%	100.0%
4 Delivered in home by physician	-	-	-	0%	0%	0%	1	1	-	0.7%	0.8%	0%
5 Delivered in home by midwife	3	-	3	2.3%	0%	13.0%	-	-	-	0%	0%	0%
6 Other deliveries	-	-	-	0%	0%	0%	-	-	-	0%	0%	0%
7 Immature births	15	14	1	112.8	127.3	43.5	8	6	2	54.1	45.1	133.3
8 Live births to unwed mothers	6	1	5	45.1	9.1	217.4	7	5	2	47.3	37.6	133.3
<b>FETAL DEATHS</b>												
9 Total	4	3	1	30.1	27.3	43.5	1	-	1	6.8	0	66.7
10 Under 20 weeks gestation	1	1	-	7.5	9.1	0	-	-	-	0	0	0
11 20-27 weeks gestation	2	1	1	15.0	9.1	43.5	-	-	-	0	0	0
12 28 weeks and more	1	1	-	7.5	9.1	0	1	-	1	6.8	0	66.7
13 Unknown length of gestation	-	-	-	0	0	0	-	-	-	0	0	0
<b>DEATHS</b>												
14 Total, all ages	29	23	6	935.5	958.3	857.1	66	58	8	1157.9	1115.4	1600.0
15 Under 1 year	4	3	1	30.1	27.3	43.5	2	2	-	13.5	15.0	0
16 Under 28 days	2	2	-	15.0	18.2	0	2	2	-	13.5	15.0	0
17 Deaths from immaturity	-	-	-	0	0	0	1	1	-	6.8	7.5	0
18 1-4 years * *	2	1	1	-	-	-	1	1	-	-	-	-
19 Maternal deaths	-	-	-	0	0	0	-	-	-	0	0	0
<b>CAUSE OF DEATH</b>												
20 Tuberculosis, all forms (001-019)	-	-	-	0	0	0	-	-	-	0	0	0
21 Syphilis and its sequelae (020-029)	-	-	-	0	0	0	-	-	-	0	0	0
22 Typhoid fever (040)	-	-	-	0	0	0	-	-	-	0	0	0
23 Dysentery, all forms (045-048)	-	-	-	0	0	0	-	-	-	0	0	0
24 Scarlet fever (050)	-	-	-	0	0	0	-	-	-	0	0	0
25 Streptococcal sore throat (051)	-	-	-	0	0	0	-	-	-	0	0	0
26 Diphtheria (055)	-	-	-	0	0	0	-	-	-	0	0	0
27 Whooping cough (056)	-	-	-	0	0	0	-	-	-	0	0	0
28 Meningococcal infections (057)	-	-	-	0	0	0	-	-	-	0	0	0
29 Acute poliomyelitis (080)	-	-	-	0	0	0	-	-	-	0	0	0
30 Acute infectious encephalitis (082)	-	-	-	0	0	0	-	-	-	0	0	0
31 Smallpox (084)	-	-	-	0	0	0	-	-	-	0	0	0
32 Measles (085)	-	-	-	0	0	0	1	1	-	17.5	19.2	0
33 Typhus and other rickettsial diseases (100-103, 105-108)	-	-	-	0	0	0	-	-	-	0	0	0
34 Rocky Mountain spotted fever (104)	-	-	-	0	0	0	-	-	-	0	0	0
35 Malaria (110-117)	-	-	-	0	0	0	-	-	-	0	0	0
36 All other diseases classified as infective and parasitic (030-039, 041-044, 049, 052-054, 059-074, 081, 083, 086-096, 120-138)	-	-	-	0	0	0	-	-	-	0	0	0
37 Malignant neoplasms, including neoplasms of lymphatic and haematopoietic tissues (140-205)	6	4	2	193.5	166.7	285.7	8	8	-	140.4	153.8	0
38 Benign and unspecified neoplasms (210-239)	-	-	-	0	0	0	-	-	-	0	0	0
39 Diabetes mellitus (260)	-	-	-	0	0	0	1	1	-	17.5	19.2	0
40 Pellagra (281)	-	-	-	0	0	0	-	-	-	0	0	0
41 Anemias (290-293)	-	-	-	0	0	0	1	1	-	17.5	19.2	0
42 Vascular lesions affecting central nervous system (330-334)	-	-	-	0	0	0	8	7	1	140.4	134.6	200.0
43 Nonmeningococcal meningitis (340)	-	-	-	0	0	0	-	-	-	0	0	0
44 Rheumatic fever (400-402)	-	-	-	0	0	0	-	-	-	0	0	0
45 Heart diseases (410-443)	12	10	2	387.1	416.7	285.7	30	24	6	526.3	461.5	1200.0
46 Hypertension without mention of heart (444-447)	-	-	-	0	0	0	-	-	-	0	0	0
47 Influenza and pneumonia (480-483, 490-493)	-	-	-	0	0	0	-	-	-	0	0	0
48 Bronchitis (500-502)	1	1	-	32.3	41.7	0	-	-	-	0	0	0
49 Ulcer of stomach and duodenum (540, 541)	1	-	1	32.3	0	142.9	-	-	-	0	0	0
50 Appendicitis (550-553)	-	-	-	0	0	0	1	-	1	17.5	0	200.0
51 Intestinal obstruction and hernia (560, 561, 570)	-	-	-	0	0	0	1	1	-	17.5	19.2	0
52 Gastritis, duodenitis, enteritis and colitis (except diarrhea of the newborn) (543, 571, 572)	-	-	-	0	0	0	-	-	-	0	0	0
53 Cirrhosis of liver (581)	-	-	-	0	0	0	-	-	-	0	0	0
54 Nephritis and nephrosis (590-594)	-	-	-	0	0	0	-	-	-	0	0	0
55 Hyperplasia of prostate (610)	-	-	-	0	0	0	-	-	-	0	0	0
56 Complications of pregnancy, childbirth and the puerperium (640-652, 670-689)	-	-	-	0	0	0	-	-	-	0	0	0
57 Congenital malformations (750-759)	1	1	-	32.3	41.7	0	1	1	-	17.5	19.2	0
58 Birth injuries, postnatal asphyxia and atelectasis (760-762)	2	2	-	64.5	83.3	0	-	-	-	0	0	0
59 Infection of the newborn (763-768)	-	-	-	0	0	0	1	1	-	17.5	19.2	0
60 Other diseases peculiar to early infancy, and immaturity unqualified (769-776)	1	-	1	32.3	0	142.9	1	1	-	17.5	19.2	0
61 Senility, without mention of psychosis (794)	-	-	-	0	0	0	-	-	-	0	0	0
62 Ill-defined and unknown causes (780-793, 795)	-	-	-	0	0	0	-	-	-	0	0	0
63 Motor vehicle accidents (E810-E835)	-	-	-	0	0	0	1	1	-	17.5	19.2	0
64 All other accidents (E800-E802, E840-E862)	3	3	-	96.8	125.0	0	2	2	-	35.1	38.5	0
65 Suicide (E963, E970-E979)	1	1	-	32.3	41.7	0	-	-	-	0	0	0
66 Homicide (E964, E980-E985)	-	-	-	0	0	0	-	-	-	0	0	0
67 All other diseases (residual)	1	1	-	32.3	41.7	0	9	9	-	157.9	173.1	0

TABLE XIV-C VITAL STATISTICS, BY CITY, BY RACE, GEORGIA, 1961  
POPULATION 2,500 - 9,999

ITEM	LAWRENCEVILLE						LYONS					
	Number			Rate or Ratio *			Number			Rate or Ratio *		
	Total	White	Non-White	Total	White	Non-White	Total	White	Non-White	Total	White	Non-White
1 Estimated population as of July 1	3,900	3,300	600				3,300	2,200	1,100			
<b>LIVE BIRTHS</b>												
2 Total	93	82	11	23.8	24.8	18.3	90	52	38	27.3	23.6	34.5
3 Delivered in hospital	93	82	11	100.0%	100.0%	100.0%	57	51	6	63.3%	98.1%	15.8%
4 Delivered in home by physician	-	-	-	0%	0%	0%	6	1	5	6.7%	1.9%	13.2%
5 Delivered in home by midwife	-	-	-	0%	0%	0%	27	-	27	30.0%	0%	71.1%
6 Other deliveries	-	-	-	0%	0%	0%	-	-	-	0%	0%	0%
7 Immature births	6	6	-	64.5	73.2	0	8	3	5	88.9	57.7	131.6
8 Live births to unwed mothers	2	-	2	21.5	0	181.8	17	1	16	188.9	19.2	421.1
<b>FETAL DEATHS</b>												
9 Total	2	-	2	21.5	0	181.8	1	1	-	11.1	19.2	0
10 Under 20 weeks gestation	-	-	-	0	0	0	1	1	-	11.1	19.2	0
11 20-27 weeks gestation	-	-	-	0	0	0	-	-	-	0	0	0
12 28 weeks and more	1	-	1	10.8	0	90.9	-	-	-	0	0	0
13 Unknown length of gestation	1	-	1	10.8	0	90.9	-	-	-	0	0	0
<b>DEATHS</b>												
14 Total, all ages	26	23	3	666.7	697.0	500.0	21	10	11	636.4	454.5	1000.0
15 Under 1 year	2	2	-	21.5	24.4	0	-	-	-	0	0	0
16 Under 28 days	2	2	-	21.5	24.4	0	-	-	-	0	0	0
17 Deaths from immaturity	-	-	-	0	0	0	-	-	-	0	0	0
18 1-4 years * *	1	1	-	-	-	-	1	-	1	-	-	-
19 Maternal deaths	-	-	-	0	0	0	-	-	-	0	0	0
<b>CAUSE OF DEATH</b>												
20 Tuberculosis, all forms (001-019)	-	-	-	0	0	0	-	-	-	0	0	0
21 Syphilis and its sequelae (020-029)	-	-	-	0	0	0	-	-	-	0	0	0
22 Typhoid fever (040)	-	-	-	0	0	0	-	-	-	0	0	0
23 Dysentery, all forms (045-048)	-	-	-	0	0	0	-	-	-	0	0	0
24 Scarlet fever (050)	-	-	-	0	0	0	-	-	-	0	0	0
25 Streptococcal sore throat (051)	-	-	-	0	0	0	-	-	-	0	0	0
26 Diphtheria (055)	-	-	-	0	0	0	-	-	-	0	0	0
27 Whooping cough (056)	-	-	-	0	0	0	-	-	-	0	0	0
28 Meningococcal infections (057)	-	-	-	0	0	0	-	-	-	0	0	0
29 Acute poliomyelitis (080)	-	-	-	0	0	0	-	-	-	0	0	0
30 Acute infectious encephalitis (082)	-	-	-	0	0	0	-	-	-	0	0	0
31 Smallpox (084)	-	-	-	0	0	0	-	-	-	0	0	0
32 Measles (085)	-	-	-	0	0	0	-	-	-	0	0	0
33 Typhus and other rickettsial diseases (100-103, 105-108)	-	-	-	0	0	0	-	-	-	0	0	0
34 Rocky Mountain spotted fever (104)	-	-	-	0	0	0	-	-	-	0	0	0
35 Malaria (110-117)	-	-	-	0	0	0	-	-	-	0	0	0
36 All other diseases classified as infective and parasitic (030-039, 041-044, 049, 052-054, 059-074, 081, 083, 086-096, 120-138)	-	-	-	0	0	0	1	-	1	30.3	0	90.9
37 Malignant neoplasms, including neoplasms of lymphatic and haematopoietic tissues (140-205)	6	6	-	153.8	181.8	0	5	2	3	151.5	90.9	272.7
38 Benign and unspecified neoplasms (210-239)	-	-	-	0	0	0	-	-	-	0	0	0
39 Diabetes mellitus (260)	-	-	-	0	0	0	-	-	-	0	0	0
40 Pellagra (281)	-	-	-	0	0	0	-	-	-	0	0	0
41 Anemias (290-293)	-	-	-	0	0	0	-	-	-	0	0	0
42 Vascular lesions affecting central nervous system (330-334)	6	5	1	153.8	151.5	166.7	3	2	1	90.9	90.9	90.9
43 Nonmeningococcal meningitis (340)	-	-	-	0	0	0	-	-	-	0	0	0
44 Rheumatic fever (400-402)	-	-	-	0	0	0	-	-	-	0	0	0
45 Heart diseases (410-443)	9	7	2	230.8	212.1	333.3	6	4	2	181.8	181.8	181.8
46 Hypertension without mention of heart (444-447)	-	-	-	0	0	0	-	-	-	0	0	0
47 Influenza and pneumonia (480-483, 490-493)	1	1	-	25.6	30.3	0	1	-	1	30.3	0	90.9
48 Bronchitis (500-502)	-	-	-	0	0	0	-	-	-	0	0	0
49 Ulcer of stomach and duodenum (540, 541)	-	-	-	0	0	0	-	-	-	0	0	0
50 Appendicitis (550-552)	-	-	-	0	0	0	-	-	-	0	0	0
51 Intestinal obstruction and hernia (560, 561, 570)	-	-	-	0	0	0	-	-	-	0	0	0
52 Gastritis, duodenitis, enteritis and colitis (except diarrhea of the newborn) (543, 571, 572)	-	-	-	0	0	0	-	-	-	0	0	0
53 Cirrhosis of liver (581)	-	-	-	0	0	0	1	1	-	30.3	45.5	0
54 Nephritis and nephrosis (590-594)	-	-	-	0	0	0	-	-	-	0	0	0
55 Hyperplasia of prostate (610)	-	-	-	0	0	0	1	-	1	30.3	0	90.9
56 Complications of pregnancy, childbirth and the puerperium (640-652, 670-689)	-	-	-	0	0	0	-	-	-	0	0	0
57 Congenital malformations (750-759)	3	3	-	76.9	90.9	0	-	-	-	0	0	0
58 Birth injuries, postnatal asphyxia and atelectasis (760-762)	-	-	-	0	0	0	-	-	-	0	0	0
59 Infection of the newborn (763-768)	-	-	-	0	0	0	-	-	-	0	0	0
60 Other diseases peculiar to early infancy, and immaturity unqualified (769-776)	-	-	-	0	0	0	-	-	-	0	0	0
61 Senility, without mention of psychosis (794)	-	-	-	0	0	0	-	-	-	0	0	0
62 Ill-defined and unknown causes (780-793, 795)	-	-	-	0	0	0	-	-	-	0	0	0
63 Motor vehicle accidents (E810-E835)	1	1	-	25.6	30.3	0	-	-	-	0	0	0
64 All other accidents (E800-E802, E840-E962)	-	-	-	0	0	0	-	-	-	0	0	0
65 Suicide (E963, E970-E979)	-	-	-	0	0	0	1	1	-	30.3	45.5	0
66 Homicide (E964, E980-E985)	-	-	-	0	0	0	1	-	1	30.3	0	90.9
67 All other diseases (residual)	-	-	-	0	0	0	1	-	1	30.3	0	90.9

TABLE XIV-C VITAL STATISTICS, BY CITY, BY RACE, GEORGIA, 1961  
 POPULATION 2,500-9,999

ITEM	MADISON						MANCHESTER					
	Number			Rate or Ratio *			Number			Rate or Ratio *		
	Total	White	Non-White	Total	White	Non-White	Total	White	Non-White	Total	White	Non-White
1 Estimated population as of July 1	2,700	1,300	1,400				4,200	3,000	1,200			
<b>LIVE BIRTHS</b>												
2 Total	66	23	43	24.4	17.7	30.7	96	60	36	22.9	20.0	30.0
3 Delivered in hospital	49	23	26	74.2%	100.0%	60.5%	71	59	12	74.0%	98.3%	33.3%
4 Delivered in home by physician	1	-	1	1.5%	0%	2.3%	4	1	3	4.2%	1.7%	8.3%
5 Delivered in home by midwife	16	-	16	24.2%	0%	37.2%	21	-	21	21.9%	0%	58.3%
6 Other deliveries	-	-	-	0%	0%	0%	-	-	-	0%	0%	0%
7 Immature births	7	5	2	106.1	217.4	46.5	14	2	12	145.8	33.3	333.3
8 Live births to unwed mothers	16	1	15	242.4	43.5	348.8	8	1	7	83.3	16.7	194.4
<b>FETAL DEATHS</b>												
9 Total	2	1	1	30.3	43.5	23.3	1	-	1	10.4	0	27.8
10 Under 20 weeks gestation	1	1	-	15.2	43.5	0	-	-	-	0	0	0
11 20-27 weeks gestation	-	-	-	0	0	0	-	-	-	0	0	0
12 28 weeks and more	1	-	1	15.2	0	23.3	1	-	1	10.4	0	27.8
13 Unknown length of gestation	-	-	-	0	0	0	-	-	-	0	0	0
<b>DEATHS</b>												
14 Total, all ages	37	19	18	137.4	1461.5	1285.7	37	21	16	881.0	700.0	1333.3
15 Under 1 year	2	1	1	30.3	43.5	23.3	4	-	4	41.7	0	111.1
16 Under 28 days	2	1	1	30.3	43.5	23.3	4	-	4	41.7	0	111.1
17 Deaths from immaturity	1	-	1	15.2	0	23.3	3	-	3	31.3	0	83.3
18 1-4 years **	-	-	-	0	0	0	-	-	-	0	0	0
19 Maternal deaths	-	-	-	0	0	0	-	-	-	0	0	0
<b>CAUSE OF DEATH</b>												
20 Tuberculosis, all forms (001-019)	-	-	-	0	0	0	-	-	-	0	0	0
21 Syphilis and its sequelae (020-029)	1	-	1	37.0	0	71.4	-	-	-	0	0	0
22 Typhoid fever (040)	-	-	-	0	0	0	-	-	-	0	0	0
23 Dysentery, all forms (045-048)	-	-	-	0	0	0	-	-	-	0	0	0
24 Scarlet fever (050)	-	-	-	0	0	0	-	-	-	0	0	0
25 Streptococcal sore throat (051)	-	-	-	0	0	0	-	-	-	0	0	0
26 Diphtheria (055)	-	-	-	0	0	0	-	-	-	0	0	0
27 Whooping cough (056)	-	-	-	0	0	0	-	-	-	0	0	0
28 Meningococcal infections (057)	-	-	-	0	0	0	-	-	-	0	0	0
29 Acute poliomyelitis (080)	-	-	-	0	0	0	-	-	-	0	0	0
30 Acute infectious encephalitis (082)	-	-	-	0	0	0	-	-	-	0	0	0
31 Smallpox (084)	-	-	-	0	0	0	-	-	-	0	0	0
32 Measles (085)	-	-	-	0	0	0	-	-	-	0	0	0
33 Typhus and other rickettsial diseases (100-103, 105-108)	-	-	-	0	0	0	-	-	-	0	0	0
34 Rocky Mountain spotted fever (104)	-	-	-	0	0	0	-	-	-	0	0	0
35 Malaria (110-117)	-	-	-	0	0	0	-	-	-	0	0	0
36 All other diseases classified as infective and parasitic (030-039, 041-044, 049, 052-054, 059-074, 081, 083, 086-096, 120-138)	1	1	-	37.0	76.9	0	-	-	-	0	0	0
37 Malignant neoplasms, including neoplasms of lymphatic and haemopoietic tissues (140-205)	4	2	2	148.1	153.8	142.9	6	4	2	142.9	133.3	166.7
38 Benign and unspecified neoplasms (210-239)	1	1	-	37.0	76.9	0	-	-	-	0	0	0
39 Diabetes mellitus (260)	-	-	-	0	0	0	1	1	-	23.8	33.3	0
40 Pellagra (281)	-	-	-	0	0	0	-	-	-	0	0	0
41 Anemias (290-293)	-	-	-	0	0	0	-	-	-	0	0	0
42 Vascular lesions affecting central nervous system (330-334)	8	2	6	296.3	153.8	428.6	3	1	2	71.4	33.3	166.7
43 Nonmeningococcal meningitis (340)	-	-	-	0	0	0	-	-	-	0	0	0
44 Rheumatic fever (400-402)	-	-	-	0	0	0	-	-	-	0	0	0
45 Heart diseases (410-443)	9	6	3	333.3	461.5	214.3	13	8	5	309.5	266.7	416.7
46 Hypertension without mention of heart (444-447)	-	-	-	0	0	0	-	-	-	0	0	0
47 Influenza and pneumonia (480-483, 490-493)	1	1	-	37.0	76.9	0	1	1	-	23.8	33.3	0
48 Bronchitis (500-502)	-	-	-	0	0	0	-	-	-	0	0	0
49 Ulcer of stomach and duodenum (540, 541)	1	-	1	37.0	0	71.4	-	-	-	0	0	0
50 Appendicitis (550-553)	-	-	-	0	0	0	-	-	-	0	0	0
51 Intestinal obstruction and hernia (560, 561, 570)	-	-	-	0	0	0	2	1	1	47.6	33.3	83.3
52 Gastritis, duodenitis, enteritis and colitis (except diarrhea of the newborn) (543, 571, 572)	-	-	-	0	0	0	-	-	-	0	0	0
53 Cirrhosis of liver (581)	-	-	-	0	0	0	-	-	-	0	0	0
54 Nephritis and nephrosis (590-594)	1	-	1	37.0	0	71.4	1	-	1	23.8	0	83.3
55 Hyperplasia of prostate (610)	1	-	1	37.0	0	71.4	-	-	-	0	0	0
56 Complications of pregnancy, childbirth and the puerperium (640-652, 670-689)	-	-	-	0	0	0	-	-	-	0	0	0
57 Congenital malformations (750-759)	-	-	-	0	0	0	-	-	-	0	0	0
58 Birth injuries, postnatal asphyxia and atelectasis (760-762)	-	-	-	0	0	0	-	-	-	0	0	0
59 Infection of the newborn (763-768)	-	-	-	0	0	0	-	-	-	0	0	0
60 Other diseases peculiar to early infancy, and immaturity unqualified (769-776)	2	1	1	74.1	76.9	71.4	3	-	3	71.4	0	250.0
61 Senility, without mention of psychosis (794)	-	-	-	0	0	0	-	-	-	0	0	0
62 Ill-defined and unknown causes (780-793, 795)	-	-	-	0	0	0	-	-	-	0	0	0
63 Motor vehicle accidents (E870-E835)	2	2	-	74.1	153.8	0	-	-	-	0	0	0
64 All other accidents (E800-E802, E840-E962)	3	2	1	111.1	153.8	71.4	2	2	-	47.6	66.7	0
65 Suicide (E963, E970-E979)	2	1	1	74.1	76.9	71.4	1	-	1	23.8	0	83.3
66 Homicide (E964, E980-E985)	-	-	-	0	0	0	1	-	1	23.8	0	83.3
67 All other diseases (residual)	-	-	-	0	0	0	3	3	-	71.4	100.0	0

TABLE XIV-C VITAL STATISTICS, BY CITY, BY RACE, GEORGIA, 1961  
POPULATION 2,500 - 9,999

ITEM	MCRAE						MILLEN					
	Number			Rate or Ratio *			Number			Rate or Ratio *		
	Total	White	Non-White	Total	White	Non-White	Total	White	Non-White	Total	White	Non-White
1 Estimated population as of July 1	2,800	1,800	1,000				3,700	2,000	1,700			
<b>LIVE BIRTHS</b>												
2 Total	70	47	23	25.0	26.1	23.0	100	37	63	27.0	18.5	37.1
3 Delivered in hospital	56	47	9	80.0%	100.0%	39.1%	51	35	16	51.0%	94.6%	25.4%
4 Delivered in home by physician	—	—	—	0%	0%	0%	13	1	12	13.0%	2.7%	19.0%
5 Delivered in home by midwife	14	—	14	20.0%	0%	60.9%	36	1	35	36.0%	2.7%	55.6%
6 Other deliveries	—	—	—	0%	0%	0%	—	—	—	0%	0%	0%
7 Immature births	5	1	4	71.4	21.3	173.9	4	—	4	40.0	0	63.5
8 Live births to unwed mothers	6	—	6	85.7	0	260.9	11	—	11	110.0	0	174.6
<b>FETAL DEATHS</b>												
9 Total	1	—	1	14.3	0	43.5	1	1	—	10.0	27.0	0
10 Under 20 weeks gestation	—	—	—	0	0	0	—	—	—	0	0	0
11 20-27 weeks gestation	—	—	—	0	0	0	—	—	—	0	0	0
12 28 weeks and more	1	—	1	14.3	0	43.5	1	1	—	10.0	27.0	0
13 Unknown length of gestation	—	—	—	0	0	0	—	—	—	0	0	0
<b>DEATHS</b>												
14 Total, all ages	32	21	11	142.9	166.7	100.0	44	23	21	189.2	150.0	235.3
15 Under 1 year	1	1	—	14.3	21.3	0	3	1	2	30.0	27.0	31.7
16 Under 28 days	1	1	—	14.3	21.3	0	2	1	1	20.0	27.0	15.9
17 Deaths from immaturity	—	—	—	0	0	0	1	1	—	10.0	27.0	0
18 1-4 years **	—	—	—	—	—	—	—	—	—	—	—	—
19 Maternal deaths	—	—	—	0	0	0	—	—	—	0	0	0
<b>CAUSE OF DEATH</b>												
20 Tuberculosis, all forms (001-019)	—	—	—	0	0	0	—	—	—	0	0	0
21 Syphilis and its sequelae (020-029)	—	—	—	0	0	0	—	—	—	0	0	0
22 Typhoid fever (040)	—	—	—	0	0	0	—	—	—	0	0	0
23 Dysentery, all forms (045-048)	—	—	—	0	0	0	—	—	—	0	0	0
24 Scarlet fever (050)	—	—	—	0	0	0	—	—	—	0	0	0
25 Streptococcal sore throat (051)	—	—	—	0	0	0	—	—	—	0	0	0
26 Diphtheria (055)	—	—	—	0	0	0	—	—	—	0	0	0
27 Whooping cough (056)	—	—	—	0	0	0	—	—	—	0	0	0
28 Meningococcal infections (057)	—	—	—	0	0	0	—	—	—	0	0	0
29 Acute poliomyelitis (080)	—	—	—	0	0	0	—	—	—	0	0	0
30 Acute infectious encephalitis (082)	—	—	—	0	0	0	—	—	—	0	0	0
31 Smallpox (084)	—	—	—	0	0	0	—	—	—	0	0	0
32 Measles (085)	—	—	—	0	0	0	—	—	—	0	0	0
33 Typhus and other rickettsial diseases (100-103, 105-108)	—	—	—	0	0	0	—	—	—	0	0	0
34 Rocky Mountain spotted fever (104)	—	—	—	0	0	0	—	—	—	0	0	0
35 Malaria (110-117)	—	—	—	0	0	0	—	—	—	0	0	0
36 All other diseases classified as infective and parasitic (030-039, 041-044, 049, 052-054, 059-074, 081, 083, 086-096, 120-138)	—	—	—	0	0	0	—	—	—	0	0	0
37 Malignant neoplasms, including neoplasms of lymphatic and haematopoietic tissues (140-205)	4	2	2	142.9	111.1	200.0	7	6	1	189.2	300.0	58.8
38 Benign and unspecified neoplasms (210-239)	1	1	—	35.7	55.6	0	—	—	—	0	0	0
39 Diabetes mellitus (260)	1	1	—	35.7	55.6	0	—	—	—	0	0	0
40 Pellagra (281)	—	—	—	0	0	0	—	—	—	0	0	0
41 Anemias (290-293)	—	—	—	0	0	0	—	—	—	0	0	0
42 Vascular lesions affecting central nervous system (330-334)	7	4	3	250.0	222.2	300.0	13	5	8	351.4	250.0	470.6
43 Nonmeningococcal meningitis (340)	—	—	—	0	0	0	—	—	—	0	0	0
44 Rheumatic fever (400-402)	—	—	—	0	0	0	—	—	—	0	0	0
45 Heart diseases (410-443)	12	8	4	428.6	444.4	400.0	12	8	4	324.3	400.0	235.3
46 Hypertension without mention of heart (444-447)	—	—	—	0	0	0	—	—	—	0	0	0
47 Influenza and pneumonia (480-483, 490-493)	1	1	—	35.7	55.6	0	3	1	2	81.1	50.0	117.6
48 Bronchitis (500-502)	—	—	—	0	0	0	—	—	—	0	0	0
49 Ulcer of stomach and duodenum (540, 541)	—	—	—	0	0	0	—	—	—	0	0	0
50 Appendicitis (550-553)	—	—	—	0	0	0	—	—	—	0	0	0
51 Intestinal obstruction and hernia (560, 561, 570)	—	—	—	0	0	0	—	—	—	0	0	0
52 Gastritis, duodenitis, enteritis and colitis (except diarrhea of the newborn) (543, 571, 572)	—	—	—	0	0	0	—	—	—	0	0	0
53 Cirrhosis of liver (581)	—	—	—	0	0	0	1	1	—	27.0	50.0	0
54 Nephritis and nephrosis (590-594)	1	—	1	35.7	0	100.0	—	—	—	0	0	0
55 Hyperplasia of prostate (610)	—	—	—	0	0	0	—	—	—	0	0	0
56 Complications of pregnancy, childbirth and the puerperium (640-652, 670-689)	—	—	—	0	0	0	—	—	—	0	0	0
57 Congenital malformations (750-759)	—	—	—	0	0	0	—	—	—	0	0	0
58 Birth injuries, postnatal asphyxia and atelectasis (760-762)	—	—	—	0	0	0	1	—	1	27.0	0	58.8
59 Infection of the newborn (763-768)	—	—	—	0	0	0	—	—	—	0	0	0
60 Other diseases peculiar to early infancy, and immaturity unqualified (769-776)	1	1	—	35.7	55.6	0	1	1	—	27.0	50.0	0
61 Senility, without mention of psychosis (794)	—	—	—	0	0	0	—	—	—	0	0	0
62 Ill-defined and unknown causes (780-793, 795)	1	1	—	35.7	55.6	0	2	—	2	54.1	0	117.6
63 Motor vehicle accidents (E810-E835)	—	—	—	0	0	0	—	—	—	0	0	0
64 All other accidents (E800-E802, E840-E962)	1	1	—	35.7	55.6	0	2	1	1	54.1	50.0	58.8
65 Suicide (E963, E970-E979)	—	—	—	0	0	0	—	—	—	0	0	0
66 Homicide (E964, E980-E985)	1	1	—	35.7	55.6	0	1	—	1	27.0	0	58.8
67 All other diseases (residual)	1	—	1	35.7	0	100.0	1	—	1	27.0	0	58.8

TABLE XIV-C VITAL STATISTICS, BY CITY, BY RACE, GEORGIA, 1961  
POPULATION 2,500-9,999

ITEM	MONROE						MONTEZUMA					
	Number			Rate or Ratio *			Number			Rate or Ratio *		
	Total	White	Non-White	Total	White	Non-White	Total	White	Non-White	Total	White	Non-White
1 Estimated population as of July 1	7,000	5,000	2,000				3,800	1,600	2,200			
<b>LIVE BIRTHS</b>												
2 Total	179	117	62	25.6	23.4	31.0	102	28	74	26.8	17.5	33.6
3 Delivered in hospital	161	117	44	89.9%	100.0%	71.0%	71	28	43	69.6%	100.0%	58.1%
4 Delivered in home by physician	-	-	-	0%	0%	0%	2	-	2	2.0%	0%	2.7%
5 Delivered in home by midwife	18	-	18	10.1%	0%	29.0%	29	-	29	28.4%	0%	39.2%
6 Other deliveries	-	-	-	0%	0%	0%	-	-	-	0%	0%	0%
7 Immature births	12	7	5	67.0	59.8	80.6	13	-	13	127.5	0	175.7
8 Live births to unwed mothers	17	2	15	95.0	17.1	241.9	27	-	27	264.7	0	364.9
<b>FETAL DEATHS</b>												
9 Total	4	2	2	22.3	17.1	32.3	2	-	2	19.6	0	27.0
10 Under 20 weeks gestation	1	-	1	5.6	0	16.1	-	-	-	0	0	0
11 20-27 weeks gestation	1	1	-	5.6	8.5	0	-	-	-	0	0	0
12 28 weeks and more	1	1	-	5.6	8.5	0	1	-	1	9.8	0	13.5
13 Unknown length of gestation	1	-	1	5.6	0	16.1	1	-	1	9.8	0	13.5
<b>DEATHS</b>												
14 Total, all ages	54	36	18	771.4	720.0	900.0	31	7	24	815.8	437.5	1090.9
15 Under 1 year	6	4	2	33.5	34.2	32.3	2	-	2	19.6	0	27.0
16 Under 28 days	4	4	-	22.3	34.2	0	1	-	1	9.8	0	13.5
17 Deaths from immaturity	1	1	-	5.6	8.5	0	-	-	-	0	0	0
18 1-4 years "	-	-	-	-	-	-	-	-	-	-	-	-
19 Maternal deaths	-	-	-	0	0	0	-	-	-	0	0	0
<b>CAUSE OF DEATH</b>												
20 Tuberculosis, all forms (001-019)	-	-	-	0	0	0	-	-	-	0	0	0
21 Syphilis and its sequelae (020-029)	-	-	-	0	0	0	-	-	-	0	0	0
22 Typhoid fever (040)	-	-	-	0	0	0	-	-	-	0	0	0
23 Dysentery, all forms (045-048)	-	-	-	0	0	0	-	-	-	0	0	0
24 Scarlet fever (050)	-	-	-	0	0	0	-	-	-	0	0	0
25 Streptococcal sore throat (051)	-	-	-	0	0	0	-	-	-	0	0	0
26 Diphtheria (055)	-	-	-	0	0	0	-	-	-	0	0	0
27 Whooping cough (056)	-	-	-	0	0	0	-	-	-	0	0	0
28 Meningococcal infections (057)	-	-	-	0	0	0	-	-	-	0	0	0
29 Acute poliomyelitis (080)	-	-	-	0	0	0	-	-	-	0	0	0
30 Acute infectious encephalitis (082)	-	-	-	0	0	0	-	-	-	0	0	0
31 Smallpox (084)	-	-	-	0	0	0	-	-	-	0	0	0
32 Measles (085)	-	-	-	0	0	0	-	-	-	0	0	0
33 Typhus and other rickettsial diseases (100-103; 105-108)	-	-	-	0	0	0	-	-	-	0	0	0
34 Rocky Mountain spotted fever (104)	-	-	-	0	0	0	-	-	-	0	0	0
35 Malaria (110-117)	-	-	-	0	0	0	-	-	-	0	0	0
36 All other diseases classified as infective and parasitic (030-039, 041-044, 049, 052-054, 059-074, 081, 083, 086-096, 120-138)	1	-	1	14.3	0	50.0	-	-	-	0	0	0
37 Malignant neoplasms, including neoplasms of lymphatic and haematopoietic tissues (140-205)	5	3	2	71.4	60.0	100.0	2	-	2	52.6	0	90.9
38 Benign and unspecified neoplasms (210-239)	-	-	-	0	0	0	-	-	-	0	0	0
39 Diabetes mellitus (260)	3	2	1	42.9	40.0	50.0	-	-	-	0	0	0
40 Pellagra (281)	-	-	-	0	0	0	-	-	-	0	0	0
41 Anemias (290-293)	1	-	1	14.3	0	50.0	-	-	-	0	0	0
42 Vascular lesions affecting central nervous system (330-334)	8	4	4	114.3	80.0	200.0	10	2	8	263.2	125.0	363.6
43 Nonmeningococcal meningitis (340)	-	-	-	0	0	0	-	-	-	0	0	0
44 Rheumatic fever (400-402)	-	-	-	0	0	0	-	-	-	0	0	0
45 Heart diseases (410-443)	15	11	4	214.3	220.0	200.0	12	4	8	315.8	250.0	363.6
46 Hypertension without mention of heart (444-447)	-	-	-	0	0	0	1	-	1	26.3	0	45.5
47 Influenza and pneumonia (480-483, 490-493)	2	1	1	28.6	20.0	50.0	1	1	1	26.3	62.5	0
48 Bronchitis (500-502)	2	1	1	28.6	20.0	50.0	-	-	-	0	0	0
49 Ulcer of stomach and duodenum (540, 541)	-	-	-	0	0	0	-	-	-	0	0	0
50 Appendicitis (550-553)	1	1	-	14.3	20.0	0	-	-	-	0	0	0
51 Intestinal obstruction and hernia (560, 561, 570)	-	-	-	0	0	0	-	-	-	0	0	0
52 Gastritis, duodenitis, enteritis and colitis (except diarrhea of the newborn) (543, 571, 572)	-	-	-	0	0	0	1	-	1	26.3	0	45.5
53 Cirrhosis of liver (581)	-	-	-	0	0	0	-	-	-	0	0	0
54 Nephritis and nephrosis (590-594)	-	-	-	0	0	0	1	-	1	26.3	0	45.5
55 Hyperplasia of prostate (610)	2	2	-	28.6	40.0	0	-	-	-	0	0	0
56 Complications of pregnancy, childbirth and the puerperium (640-652, 670-689)	-	-	-	0	0	0	-	-	-	0	0	0
57 Congenital malformations (750-759)	2	2	-	28.6	40.0	0	-	-	-	0	0	0
58 Birth injuries, postnatal asphyxia and atelectasis (760-762)	1	1	-	14.3	20.0	0	-	-	-	0	0	0
59 Infection of the newborn (763-768)	-	-	-	0	0	0	-	-	-	0	0	0
60 Other diseases peculiar to early infancy, and immaturity unqualified (769-776)	1	1	-	14.3	20.0	0	-	-	-	0	0	0
61 Senility, without mention of psychosis (794)	-	-	-	0	0	0	-	-	-	0	0	0
62 Ill-defined and unknown causes (780-793, 795)	-	-	-	0	0	0	1	-	1	26.3	0	45.5
63 Motor vehicle accidents (E810-E835)	4	3	1	57.1	60.0	50.0	-	-	-	0	0	0
64 All other accidents (E800-E802, E840-E962)	1	1	-	14.3	20.0	0	-	-	-	0	0	0
65 Suicide (E963, E970-E979)	2	2	-	28.6	40.0	0	-	-	-	0	0	0
66 Homicide (E964, E980-E985)	-	-	-	0	0	0	1	-	1	26.3	0	45.5
67 All other diseases (residual)	3	1	2	42.9	20.0	100.0	1	-	1	26.3	0	45.5

TABLE XIV-C VITAL STATISTICS, BY CITY, BY RACE, GEORGIA, 1961  
POPULATION 2,500-9,999

ITEM	NASHVILLE						OCILLA						
	Number			Rate or Ratio *			Number			Rate or Ratio *			
	Total	White	Non-White	Total	White	Non-White	Total	White	Non-White	Total	White	Non-White	
1 Estimated population as of July 1	4,200	3,300	900				3,200	1,600	1,600				1
<b>LIVE BIRTHS</b>													
2 Total	110	87	23	26.2	26.4	25.6	85	28	57	26.6	17.5	35.6	2
3 Delivered in hospital	110	87	23	100.0%	100.0%	100.0%	56	28	28	65.9%	100.0%	49.1%	3
4 Delivered in home by physician	-	-	-	0%	0%	0%	1	-	1	1.2%	0%	1.8%	4
5 Delivered in home by midwife	-	-	-	0%	0%	0%	28	-	28	32.9%	0%	49.1%	5
6 Other deliveries	-	-	-	0%	0%	0%	-	-	-	0%	0%	0%	6
7 Immature births	6	4	2	54.5	46.0	87.0	5	-	5	58.8	0	87.7	7
8 Live births to unwed mothers	5	1	4	45.5	11.5	173.9	23	1	22	270.6	35.7	386.0	8
<b>FETAL DEATHS</b>													
9 Total	-	-	-	0	0	0	5	-	5	58.8	0	87.7	9
10 Under 20 weeks gestation	-	-	-	0	0	0	1	-	1	11.8	0	17.5	10
11 20-27 weeks gestation	-	-	-	0	0	0	3	-	3	35.3	0	52.6	11
12 28 weeks and more	-	-	-	0	0	0	1	-	1	11.8	0	17.5	12
13 Unknown length of gestation	-	-	-	0	0	0	-	-	-	0	0	0	13
<b>DEATHS</b>													
14 Total, all ages	38	32	6	904.8	969.7	666.7	26	11	15	812.5	687.5	937.5	14
15 Under 1 year	1	-	1	9.1	0	43.5	1	-	1	11.8	0	17.5	15
16 Under 28 days	-	-	-	0	0	0	1	-	1	11.8	0	17.5	16
17 Deaths from immaturity	-	-	-	0	0	0	1	-	1	11.8	0	17.5	17
18 1-4 years **	-	-	-	0	0	0	-	-	-	-	-	-	18
19 Maternal deaths	-	-	-	0	0	0	-	-	-	0	0	0	19
<b>CAUSE OF DEATH</b>													
20 Tuberculosis, all forms (001-019)	-	-	-	0	0	0	2	1	1	62.5	62.5	62.5	20
21 Syphilis and its sequelae (020-029)	-	-	-	0	0	0	-	-	-	0	0	0	21
22 Typhoid fever (040)	-	-	-	0	0	0	-	-	-	0	0	0	22
23 Dysentery, all forms (045-048)	-	-	-	0	0	0	-	-	-	0	0	0	23
24 Scarlet fever (050)	-	-	-	0	0	0	-	-	-	0	0	0	24
25 Streptococcal sore throat (051)	-	-	-	0	0	0	-	-	-	0	0	0	25
26 Diphtheria (055)	-	-	-	0	0	0	-	-	-	0	0	0	26
27 Whooping cough (056)	-	-	-	0	0	0	-	-	-	0	0	0	27
28 Meningococcal infections (057)	-	-	-	0	0	0	-	-	-	0	0	0	28
29 Acute poliomyelitis (080)	-	-	-	0	0	0	-	-	-	0	0	0	29
30 Acute infectious encephalitis (082)	-	-	-	0	0	0	-	-	-	0	0	0	30
31 Smallpox (084)	-	-	-	0	0	0	-	-	-	0	0	0	31
32 Measles (085)	-	-	-	0	0	0	-	-	-	0	0	0	32
33 Typhus and other rickettsial diseases (100-103, 105-108)	-	-	-	0	0	0	-	-	-	0	0	0	33
34 Rocky Mountain spotted fever (104)	-	-	-	0	0	0	-	-	-	0	0	0	34
35 Malaria (110-117)	-	-	-	0	0	0	-	-	-	0	0	0	35
36 All other diseases classified as infective and parasitic (030-039, 041-044, 049, 052-054, 059-074, 081, 083, 086-096, 120-138)	-	-	-	0	0	0	-	-	-	0	0	0	36
37 Malignant neoplasms, including neoplasms of lymphatic and haematopoietic tissues (140-205)	5	5	-	119.0	151.5	0	4	1	3	125.0	62.5	187.5	37
38 Benign and unspecified neoplasms (210-239)	-	-	-	0	0	0	-	-	-	0	0	0	38
39 Diabetes mellitus (260)	3	3	-	71.4	90.9	0	-	-	-	0	0	0	39
40 Pellagra (281)	-	-	-	0	0	0	-	-	-	0	0	0	40
41 Anemias (290-293)	-	-	-	0	0	0	-	-	-	0	0	0	41
42 Vascular lesions affecting central nervous system (330-334)	6	5	1	142.9	151.5	111.1	4	3	1	125.0	187.5	62.5	42
43 Nonmeningococcal meningitis (340)	-	-	-	0	0	0	-	-	-	0	0	0	43
44 Rheumatic fever (400-402)	-	-	-	0	0	0	-	-	-	0	0	0	44
45 Heart diseases (410-443)	14	13	1	333.3	393.9	111.1	13	5	8	406.3	312.5	500.0	45
46 Hypertension without mention of heart (444-447)	-	-	-	0	0	0	-	-	-	0	0	0	46
47 Influenza and pneumonia (480-483, 490-493)	1	1	-	23.8	30.3	0	1	-	1	31.3	0	62.5	47
48 Bronchitis (500-502)	-	-	-	0	0	0	-	-	-	0	0	0	48
49 Ulcer of stomach and duodenum (540, 541)	-	-	-	0	0	0	-	-	-	0	0	0	49
50 Appendicitis (550-553)	-	-	-	0	0	0	-	-	-	0	0	0	50
51 Intestinal obstruction and hernia (560, 561, 570)	-	-	-	0	0	0	-	-	-	0	0	0	51
52 Gastritis, duodenitis, enteritis and colitis (except diarrhea of the newborn) (543, 571, 572)	1	-	1	23.8	0	111.1	-	-	-	0	0	0	52
53 Cirrhosis of liver (581)	-	-	-	0	0	0	-	-	-	0	0	0	53
54 Nephritis and nephrosis (590-594)	1	1	-	23.8	30.3	0	-	-	-	0	0	0	54
55 Hyperplasia of prostate (610)	1	-	1	23.8	0	111.1	-	-	-	0	0	0	55
56 Complications of pregnancy, childbirth and the puerperium (640-652, 670-689)	-	-	-	0	0	0	-	-	-	0	0	0	56
57 Congenital malformations (750-759)	-	-	-	0	0	0	-	-	-	0	0	0	57
58 Birth injuries, postnatal asphyxia and atelectasis (760-762)	-	-	-	0	0	0	-	-	-	0	0	0	58
59 Infection of the newborn (763-768)	-	-	-	0	0	0	-	-	-	0	0	0	59
60 Other diseases peculiar to early infancy, and immaturity unqualified (769-776)	-	-	-	0	0	0	1	-	1	31.3	0	62.5	60
61 Senility, without mention of psychosis (794)	-	-	-	0	0	0	-	-	-	0	0	0	61
62 Ill-defined and unknown causes (780-793, 795)	-	-	-	0	0	0	-	-	-	0	0	0	62
63 Motor vehicle accidents (E810-E835)	1	1	-	23.8	30.3	0	-	-	-	0	0	0	63
64 All other accidents (E800-E802, E840-E962)	-	-	-	0	0	0	-	-	-	0	0	0	64
65 Suicide (E963, E970-E979)	1	1	-	23.8	30.3	0	-	-	-	0	0	0	65
66 Homicide (E964, E980-E985)	1	-	1	23.8	0	111.1	-	-	-	0	0	0	66
67 All other diseases (residual)	3	2	1	71.4	60.6	111.1	1	1	-	31.3	62.5	0	67



TABLE XIV-C VITAL STATISTICS, BY CITY, BY RACE, GEORGIA, 1961  
POPULATION 2,500-9,999

ITEM	PELHAM						PERRY						
	Number			Rate or Ratio *			Number			Rate or Ratio *			
	Total	White	Non-White	Total	White	Non-White	Total	White	Non-White	Total	White	Non-White	
1 Estimated population as of July 1	4,700	2,600	2,100				6,200	3,300	2,900				1
<b>LIVE BIRTHS</b>													
2 Total	144	67	77	30.6	25.8	36.7	164	67	97	26.5	20.3	33.4	2
3 Delivered in hospital	114	66	48	79.2%	98.5%	62.3%	159	67	92	97.0%	100.0%	94.8%	3
4 Delivered in home by physician	2	1	1	1.4%	1.5%	1.3%	2	—	2	1.2%	0%	2.1%	4
5 Delivered in home by midwife	28	—	28	19.4%	0%	36.4%	3	—	3	1.8%	0%	3.1%	5
6 Other deliveries	—	—	—	0%	0%	0%	—	—	—	0%	0%	0%	6
7 Immature births	20	2	18	138.9	29.9	233.8	14	3	11	85.4	44.8	113.4	7
8 Live births to unwed mothers	23	—	23	159.7	0	298.7	14	—	14	85.4	0	144.3	8
<b>FETAL DEATHS</b>													
9 Total	5	—	5	34.7	0	64.9	5	5	—	30.5	74.6	0	9
10 Under 20 weeks gestation	—	—	—	0	0	0	1	1	—	6.1	14.9	0	10
11 20-27 weeks gestation	3	—	3	20.8	0	39.0	1	1	—	6.1	14.9	0	11
12 28 weeks and more	2	—	2	13.9	0	26.0	1	1	—	6.1	14.9	0	12
13 Unknown length of gestation	—	—	—	0	0	0	2	2	—	12.2	29.9	0	13
<b>DEATHS</b>													
14 Total, all ages	45	26	19	957.4	1000.0	904.8	62	31	31	1000.0	939.4	1069.0	14
15 Under 1 year	7	—	7	48.6	0	90.9	2	—	2	12.2	0	20.6	15
16 Under 28 days	4	—	4	27.8	0	51.9	1	—	1	6.1	0	10.3	16
17 Deaths from immaturity	1	—	1	6.9	0	13.0	—	—	—	0	0	0	17
18 1-4 years **	—	—	—	—	—	—	2	2	—	—	—	—	18
19 Maternal deaths	—	—	—	0	0	0	1	1	—	61.0	149.3	0	19
<b>CAUSE OF DEATH</b>													
20 Tuberculosis, all forms (001-019)	—	—	—	0	0	0	—	—	—	0	0	0	20
21 Syphilis and its sequelae (020-029)	—	—	—	0	0	0	—	—	—	0	0	0	21
22 Typhoid fever (040)	—	—	—	0	0	0	—	—	—	0	0	0	22
23 Dysentery, all forms (045-048)	—	—	—	0	0	0	—	—	—	0	0	0	23
24 Scarlet fever (050)	—	—	—	0	0	0	—	—	—	0	0	0	24
25 Streptococcal sore throat (051)	—	—	—	0	0	0	—	—	—	0	0	0	25
26 Diphtheria (055)	—	—	—	0	0	0	—	—	—	0	0	0	26
27 Whooping cough (056)	—	—	—	0	0	0	—	—	—	0	0	0	27
28 Meningococcal infections (057)	—	—	—	0	0	0	—	—	—	0	0	0	28
29 Acute poliomyelitis (080)	—	—	—	0	0	0	—	—	—	0	0	0	29
30 Acute infectious encephalitis (082)	—	—	—	0	0	0	—	—	—	0	0	0	30
31 Smallpox (084)	—	—	—	0	0	0	—	—	—	0	0	0	31
32 Measles (085)	—	—	—	0	0	0	—	—	—	0	0	0	32
33 Typhus and other rickettsial diseases (100-103, 105-108)	—	—	—	0	0	0	—	—	—	0	0	0	33
34 Rocky Mountain spotted fever (104)	—	—	—	0	0	0	—	—	—	0	0	0	34
35 Malaria (110-117)	—	—	—	0	0	0	—	—	—	0	0	0	35
36 All other diseases classified as infective and parasitic (030-039, 041-044, 049, 052-054, 059-074, 081, 083, 086-096, 120-138)	—	—	—	0	0	0	—	—	—	0	0	0	36
37 Malignant neoplasms, including neoplasms of lymphatic and haematopoietic tissues (140-205)	7	5	2	148.9	192.3	95.2	6	3	3	96.8	90.9	103.4	37
38 Benign and unspecified neoplasms (210-239)	—	—	—	0	0	0	—	—	—	0	0	0	38
39 Diabetes mellitus (260)	1	1	—	21.3	38.5	0	1	1	—	16.1	30.3	0	39
40 Pellagra (281)	—	—	—	0	0	0	—	—	—	0	0	0	40
41 Anemias (290-293)	—	—	—	0	0	0	—	—	—	0	0	0	41
42 Vascular lesions affecting central nervous system (330-334)	8	6	2	170.2	230.8	95.2	8	2	6	129.0	60.6	206.9	42
43 Nonmeningococcal meningitis (340)	1	—	1	21.3	0	47.6	—	—	—	0	0	0	43
44 Rheumatic fever (400-402)	—	—	—	0	0	0	—	—	—	0	0	0	44
45 Heart diseases (410-443)	11	7	4	234.0	269.2	190.5	21	11	10	338.7	333.3	344.8	45
46 Hypertension without mention of heart (444-447)	—	—	—	0	0	0	—	—	—	0	0	0	46
47 Influenza and pneumonia (480-483, 490-493)	4	1	3	85.1	38.5	142.9	2	1	1	32.3	30.3	34.5	47
48 Bronchitis (500-502)	—	—	—	0	0	0	1	1	—	16.1	30.3	0	48
49 Ulcer of stomach and duodenum (540, 541)	—	—	—	0	0	0	1	—	1	16.1	0	34.5	49
50 Appendicitis (550-553)	—	—	—	0	0	0	—	—	—	0	0	0	50
51 Intestinal obstruction and hernia (560, 561, 570)	2	1	1	42.6	38.5	47.6	—	—	—	0	0	0	51
52 Gastritis, duodenitis, enteritis and colitis (except diarrhea of the newborn) (543, 571, 572)	—	—	—	0	0	0	2	2	—	32.3	60.6	0	52
53 Cirrhosis of liver (581)	—	—	—	0	0	0	—	—	—	0	0	0	53
54 Nephritis and nephrosis (590-594)	—	—	—	0	0	0	—	—	—	0	0	0	54
55 Hyperplasia of prostate (610)	—	—	—	0	0	0	—	—	—	0	0	0	55
56 Complications of pregnancy, childbirth and the puerperium (640-652, 670-689)	—	—	—	0	0	0	1	1	—	16.1	30.3	0	56
57 Congenital malformations (750-759)	—	—	—	0	0	0	—	—	—	0	0	0	57
58 Birth injuries, postnatal asphyxia and atelectasis (760-762)	3	—	3	63.8	0	142.9	1	—	1	16.1	0	34.5	58
59 Infection of the newborn (763-768)	—	—	—	0	0	0	—	—	—	0	0	0	59
60 Other diseases peculiar to early infancy, and immaturity unqualified (769-776)	2	—	2	42.6	0	95.2	—	—	—	0	0	0	60
61 Senility, without mention of psychosis (794)	—	—	—	0	0	0	—	—	—	0	0	0	61
62 Ill-defined and unknown causes (780-793, 795)	—	—	—	0	0	0	—	—	—	0	0	0	62
63 Motor vehicle accidents (E810-E835)	1	1	—	21.3	38.5	0	2	1	1	32.3	30.3	34.5	63
64 All other accidents (E800-E802, E840-E962)	2	2	—	42.6	76.9	0	7	1	6	112.9	30.3	206.9	64
65 Suicide (E963, E970-E979)	—	—	—	0	0	0	1	1	—	16.1	30.3	0	65
66 Homicide (E964, E980-E985)	—	—	—	0	0	0	1	—	1	16.1	0	34.5	66
67 All other diseases (residual)	3	2	1	63.8	76.9	47.6	7	6	1	112.9	181.8	34.5	67

TABLE XIV-C VITAL STATISTICS, BY CITY, BY RACE, GEORGIA, 1961  
POPULATION 2,500-9,999

ITEM	PORT WENTWORTH						QUITMAN						
	Number			Rate or Ratio *			Number			Rate or Ratio *			
	Total	White	Non-White	Total	White	Non-White	Total	White	Non-White	Total	White	Non-White	
1 Estimated population as of July 1	3,700	3,500	200				5,100	2,600	2,500				1
<b>LIVE BIRTHS</b>													
2 Total	84	77	7	22.7	22.0	35.0	113	45	68	22.2	17.3	27.2	2
3 Delivered in hospital	83	77	6	98.8%	100.0%	85.7%	69	44	25	61.1%	97.8%	36.8%	3
4 Delivered in home by physician	1	-	1	1.2%	0%	14.3%	1	-	1	0.9%	0%	1.5%	4
5 Delivered in home by midwife	-	-	-	0%	0%	0%	43	1	42	38.1%	2.2%	61.8%	5
6 Other deliveries	-	-	-	0%	0%	0%	-	-	-	0%	0%	0%	6
7 Immature births	6	6	-	71.4	77.9	0	6	-	6	53.1	0	88.2	7
8 Live births to unwed mothers	1	-	1	11.9	0	142.9	17	1	16	150.4	22.2	235.3	8
<b>FETAL DEATHS</b>													
9 Total	5	5	-	59.5	64.9	0	5	-	5	44.2	0	73.5	9
10 Under 20 weeks gestation	4	4	-	47.6	51.9	0	2	-	2	17.7	0	29.4	10
11 20-27 weeks gestation	-	-	-	0	0	0	-	-	-	0	0	0	11
12 28 weeks and more	1	1	-	11.9	13.0	0	1	-	1	8.8	0	14.7	12
13 Unknown length of gestation	-	-	-	0	0	0	2	-	2	17.7	0	29.4	13
<b>DEATHS</b>													
14 Total, all ages	21	20	1	567.6	571.4	500.0	57	30	27	117.6	1153.8	1080.0	14
15 Under 1 year	3	3	-	35.7	39.0	0	4	1	3	35.4	22.2	44.1	15
16 Under 28 days	1	1	-	11.9	13.0	0	3	-	3	26.5	0	44.1	16
17 Deaths from immaturity	-	-	-	0	0	0	2	-	2	17.7	0	29.4	17
18 1-4 years * "	-	-	-	-	-	-	-	-	-	-	-	-	18
19 Maternal deaths	-	-	-	0	0	0	1	-	1	88.5	0	147.1	19
<b>CAUSE OF DEATH</b>													
20 Tuberculosis, all forms (001-019)	-	-	-	0	0	0	-	-	-	0	0	0	20
21 Syphilis and its sequelae (020-029)	-	-	-	0	0	0	-	-	-	0	0	0	21
22 Typhoid fever (040)	-	-	-	0	0	0	-	-	-	0	0	0	22
23 Dysentery, all forms (045-048)	-	-	-	0	0	0	-	-	-	0	0	0	23
24 Scarlet fever (050)	-	-	-	0	0	0	-	-	-	0	0	0	24
25 Streptococcal sore throat (051)	-	-	-	0	0	0	-	-	-	0	0	0	25
26 Diphtheria (055)	-	-	-	0	0	0	-	-	-	0	0	0	26
27 Whooping cough (056)	-	-	-	0	0	0	-	-	-	0	0	0	27
28 Meningococcal infections (057)	-	-	-	0	0	0	-	-	-	0	0	0	28
29 Acute poliomyelitis (080)	-	-	-	0	0	0	-	-	-	0	0	0	29
30 Acute infectious encephalitis (082)	-	-	-	0	0	0	-	-	-	0	0	0	30
31 Smallpox (084)	-	-	-	0	0	0	-	-	-	0	0	0	31
32 Measles (085)	-	-	-	0	0	0	-	-	-	0	0	0	32
33 Typhus and other rickettsial diseases (100-102, 105-108)	-	-	-	0	0	0	-	-	-	0	0	0	33
34 Rocky Mountain spotted fever (104)	-	-	-	0	0	0	-	-	-	0	0	0	34
35 Malaria (110-117)	-	-	-	0	0	0	-	-	-	0	0	0	35
36 All other diseases classified as infective and parasitic (030-039, 041-044, 049, 052-054, 059-074, 081, 083, 086-096, 120-138)	-	-	-	0	0	0	-	-	-	0	0	0	36
37 Malignant neoplasms, including neoplasms of lymphatic and haematopoietic tissues (140-205)	5	5	-	135.1	142.9	0	4	3	1	78.4	115.4	40.0	37
38 Benign and unspecified neoplasms (210-239)	-	-	-	0	0	0	-	-	-	0	0	0	38
39 Diabetes mellitus (260)	-	-	-	0	0	0	1	-	1	19.6	0	40.0	39
40 Pellagra (281)	-	-	-	0	0	0	-	-	-	0	0	0	40
41 Anemias (290-293)	-	-	-	0	0	0	-	-	-	0	0	0	41
42 Vascular lesions affecting central nervous system (330-334)	1	1	-	27.0	28.6	0	16	4	12	313.7	153.8	480.0	42
43 Nonmeningococcal meningitis (340)	-	-	-	0	0	0	-	-	-	0	0	0	43
44 Rheumatic fever (400-402)	-	-	-	0	0	0	-	-	-	0	0	0	44
45 Heart diseases (410-443)	9	8	1	243.2	228.6	500.0	19	14	5	372.5	538.5	200.0	45
46 Hypertension without mention of heart (444-447)	-	-	-	0	0	0	2	2	-	39.2	76.9	0	46
47 Influenza and pneumonia (480-483, 490-493)	1	1	-	27.0	28.6	0	1	-	1	19.6	0	40.0	47
48 Bronchitis (500-502)	-	-	-	0	0	0	-	-	-	0	0	0	48
49 Ulcer of stomach and duodenum (540, 541)	-	-	-	0	0	0	-	-	-	0	0	0	49
50 Appendicitis (550-553)	-	-	-	0	0	0	-	-	-	0	0	0	50
51 Intestinal obstruction and hernia (560, 561, 570)	1	1	-	27.0	28.6	0	-	-	-	0	0	0	51
52 Gastritis, duodenitis, enteritis and colitis (except diarrhea of the newborn) (543, 571, 572)	-	-	-	0	0	0	1	1	-	19.6	38.5	0	52
53 Cirrhosis of liver (581)	-	-	-	0	0	0	1	-	1	19.6	0	40.0	53
54 Nephritis and nephrosis (590-594)	-	-	-	0	0	0	2	-	2	39.2	0	80.0	54
55 Hyperplasia of prostate (610)	-	-	-	0	0	0	-	-	-	0	0	0	55
56 Complications of pregnancy, childbirth and the puerperium (640-652, 670-689)	-	-	-	0	0	0	1	-	1	19.6	0	40.0	56
57 Congenital malformations (750-759)	1	1	-	27.0	28.6	0	-	-	-	0	0	0	57
58 Birth injuries, postnatal asphyxia and atelectasis (760-762)	1	1	-	27.0	28.6	0	1	-	1	19.6	0	40.0	58
59 Infection of the newborn (763-768)	-	-	-	0	0	0	-	-	-	0	0	0	59
60 Other diseases peculiar to early infancy, and immaturity unqualified (769-774)	-	-	-	0	0	0	2	-	2	39.2	0	80.0	60
61 Senility, without mention of psychosis (794)	-	-	-	0	0	0	-	-	-	0	0	0	61
62 Ill-defined and unknown causes (780-793, 795)	-	-	-	0	0	0	-	-	-	0	0	0	62
63 Motor vehicle accidents (E810-E835)	1	1	-	27.0	28.6	0	1	1	-	19.6	38.5	0	63
64 All other accidents (E800-E802, E840-E962)	1	1	-	27.0	28.6	0	2	2	-	39.2	76.9	0	64
65 Suicide (E963, E970-E979)	-	-	-	0	0	0	-	-	-	0	0	0	65
66 Homicide (E964, E980-E985)	-	-	-	0	0	0	-	-	-	0	0	0	66
67 All other diseases (residual)	-	-	-	0	0	0	3	3	-	58.8	115.4	0	67

TABLE XIV-C VITAL STATISTICS, BY CITY, BY RACE, GEORGIA, 1961  
POPULATION 2,500- 9,999

ITEM	ROCKMART						ROSSVILLE					
	Number			Rate or Ratio *			Number			Rate or Ratio *		
	Total	White	Non-White	Total	White	Non-White	Total	White	Non-White	Total	White	Non-White
1 Estimated population as of July 1	4,000	3,400	600				4,800	4,800	0			
<b>LIVE BIRTHS</b>												
2 Total	107	79	28	26.8	23.2	46.7	177	166	11	36.9	34.6	...
3 Delivered in hospital	105	79	26	98.1%	100.0%	92.9%	176	165	11	99.4%	99.4%	100.0%
4 Delivered in home by physician	-	-	-	0%	0%	0%	1	1	-	0.6%	0.6%	0%
5 Delivered in home by midwife	2	-	2	1.9%	0%	7.1%	-	-	-	0%	0%	0%
6 Other deliveries	-	-	-	0%	0%	0%	-	-	-	0%	0%	0%
7 Immature births	13	9	4	121.5	113.9	142.9	13	10	3	73.4	60.2	272.7
8 Live births to unwed mothers	12	1	11	112.1	12.7	392.9	5	3	2	28.2	18.1	181.8
<b>FETAL DEATHS</b>												
9 Total	1	-	1	9.3	0	35.7	2	2	-	11.3	12.0	0
10 Under 20 weeks gestation	-	-	-	0	0	0	-	-	-	0	0	0
11 20-27 weeks gestation	1	-	1	9.3	0	35.7	-	-	-	0	0	0
12 28 weeks and more	-	-	-	0	0	0	2	2	-	11.3	12.0	0
13 Unknown length of gestation	-	-	-	0	0	0	-	-	-	0	0	0
<b>DEATHS</b>												
14 Total, all ages	66	53	13	1650.0	1558.8	2166.7	52	52	-	1083.3	1083.3	...
15 Under 1 year	10	4	6	93.5	50.6	214.3	7	7	-	39.5	42.2	0
16 Under 28 days	10	4	6	93.5	50.6	214.3	6	6	-	33.9	36.1	0
17 Deaths from immaturity	3	1	2	28.0	12.7	71.4	-	-	-	0	0	0
18 1-4 years "	-	-	-	-	-	-	3	3	-	-	-	-
19 Maternal deaths	-	-	-	0	0	0	-	-	-	0	0	0
<b>CAUSE OF DEATH</b>												
20 Tuberculosis, all forms (001-019)	-	-	-	0	0	0	-	-	-	0	0	...
21 Syphilis and its sequelae (020-029)	-	-	-	0	0	0	-	-	-	0	0	...
22 Typhoid fever (040)	-	-	-	0	0	0	-	-	-	0	0	...
23 Dysentery, all forms (045-048)	-	-	-	0	0	0	-	-	-	0	0	...
24 Scarlet fever (050)	-	-	-	0	0	0	-	-	-	0	0	...
25 Streptococcal sore throat (051)	-	-	-	0	0	0	-	-	-	0	0	...
26 Diphtheria (055)	-	-	-	0	0	0	-	-	-	0	0	...
27 Whooping cough (056)	-	-	-	0	0	0	-	-	-	0	0	...
28 Meningococcal infections (057)	-	-	-	0	0	0	-	-	-	0	0	...
29 Acute poliomyelitis (080)	-	-	-	0	0	0	-	-	-	0	0	...
30 Acute infectious encephalitis (082)	-	-	-	0	0	0	1	1	-	20.8	20.8	...
31 Smallpox (084)	-	-	-	0	0	0	-	-	-	0	0	...
32 Measles (085)	-	-	-	0	0	0	-	-	-	0	0	...
33 Typhus and other rickettsial diseases (100-103, 105-108)	-	-	-	0	0	0	-	-	-	0	0	...
34 Rocky Mountain spotted fever (104)	-	-	-	0	0	0	-	-	-	0	0	...
35 Malaria (110-117)	-	-	-	0	0	0	-	-	-	0	0	...
36 All other diseases classified as infective and parasitic (030-039, 041-044, 049, 052-054, 059-074, 081, 083, 086-096, 120-138)	-	-	-	0	0	0	-	-	-	0	0	...
37 Malignant neoplasms, including neoplasms of lymphatic and haematopoietic tissues (140-205)	9	9	-	225.0	264.7	0	7	7	-	145.8	145.8	...
38 Benign and unspecified neoplasms (210-239)	-	-	-	0	0	0	-	-	-	0	0	...
39 Diabetes mellitus (260)	-	-	-	0	0	0	1	1	-	20.8	20.8	...
40 Pellagra (281)	-	-	-	0	0	0	-	-	-	0	0	...
41 Anemias (290-293)	-	-	-	0	0	0	-	-	-	0	0	...
42 Vascular lesions affecting central nervous system (330-334)	15	12	3	375.0	352.9	500.0	5	5	-	104.2	104.2	...
43 Nonmeningococcal meningitis (340)	-	-	-	0	0	0	-	-	-	0	0	...
44 Rheumatic fever (400-402)	-	-	-	0	0	0	-	-	-	0	0	...
45 Heart diseases (410-443)	23	21	2	575.0	617.6	333.3	14	14	-	291.7	291.7	...
46 Hypertension without mention of heart (444-447)	-	-	-	0	0	0	-	-	-	0	0	...
47 Influenza and pneumonia (480-483, 490-493)	1	-	1	25.0	0	166.7	1	1	-	20.8	20.8	...
48 Bronchitis (500-502)	-	-	-	0	0	0	-	-	-	0	0	...
49 Ulcer of stomach and duodenum (540, 541)	1	1	-	25.0	29.4	0	-	-	-	0	0	...
50 Appendicitis (550-553)	1	-	1	25.0	0	166.7	1	1	-	20.8	20.8	...
51 Intestinal obstruction and hernia (560, 561, 570)	-	-	-	0	0	0	-	-	-	0	0	...
52 Gastritis, duodenitis, enteritis and colitis (except diarrhea of the newborn) (543, 571, 572)	-	-	-	0	0	0	-	-	-	0	0	...
53 Cirrhosis of liver (581)	2	2	-	50.0	58.8	0	1	1	-	20.8	20.8	...
54 Nephritis and nephrosis (590-594)	1	1	-	25.0	29.4	0	-	-	-	0	0	...
55 Hyperplasia of prostate (610)	-	-	-	0	0	0	-	-	-	0	0	...
56 Complications of pregnancy, childbirth and the puerperium (640-652, 670-689)	-	-	-	0	0	0	-	-	-	0	0	...
57 Congenital malformations (750-759)	2	-	2	50.0	0	333.3	1	1	-	20.8	20.8	...
58 Birth injuries, postnatal asphyxia and atelectasis (760-762)	2	1	1	50.0	29.4	166.7	1	1	-	20.8	20.8	...
59 Infection of the newborn (763-768)	-	-	-	0	0	0	-	-	-	0	0	...
60 Other diseases peculiar to early infancy, and immaturity unqualified (769-776)	6	3	3	150.0	88.2	500.0	4	4	-	83.3	83.3	...
61 Senility, without mention of psychosis (794)	-	-	-	0	0	0	-	-	-	0	0	...
62 Ill-defined and unknown causes (780-793, 795)	-	-	-	0	0	0	2	2	-	41.7	41.7	...
63 Motor vehicle accidents (E810-E835)	-	-	-	0	0	0	3	3	-	62.5	62.5	...
64 All other accidents (E800-E802, E840-E962)	-	-	-	0	0	0	2	2	-	41.7	41.7	...
65 Suicide (E963, E970-E979)	-	-	-	0	0	0	-	-	-	0	0	...
66 Homicide (E964, E980-E985)	-	-	-	0	0	0	1	1	-	20.8	20.8	...
67 All other diseases (residual)	3	3	-	75.0	88.2	0	7	7	-	145.8	145.8	...

TABLE XIV-C VITAL STATISTICS, BY CITY, BY RACE, GEORGIA, 1961  
POPULATION 2,500-9,999

ITEM	ROSWELL						ST MARYS						
	Number			Rate or Ratio *			Number			Rate or Ratio *			
	Total	White	Non-White	Total	White	Non-White	Total	White	Non-White	Total	White	Non-White	
1 Estimated population as of July 1	3,100	2,700	400				3,400	2,600	800				1
<b>LIVE BIRTHS</b>													
2 Total	75	66	9	24.2	24.4	22.5	96	72	24	28.2	27.7	30.0	2
3 Delivered in hospital	74	65	9	98.7%	98.5%	100.0%	91	72	19	94.8%	100.0%	79.2%	3
4 Delivered in home by physician	1	1	-	1.3%	1.5%	0%	-	-	-	0%	0%	0%	4
5 Delivered in home by midwife	-	-	-	0%	0%	0%	5	-	5	5.2%	0%	20.8%	5
6 Other deliveries	-	-	-	0%	0%	0%	-	-	-	0%	0%	0%	6
7 Immature births	7	6	1	93.3	90.9	111.1	5	5	-	52.1	69.4	0	7
8 Live births to unwed mothers	3	-	3	40.0	0	333.3	1	-	1	10.4	0	41.7	8
<b>FETAL DEATHS</b>													
9 Total	5	5	-	66.7	75.8	0	2	-	2	20.8	0	83.3	9
10 Under 20 weeks gestation	2	2	-	26.7	30.3	0	-	-	-	0	0	0	10
11 20-27 weeks gestation	-	-	-	0	0	0	-	-	-	0	0	0	11
12 28 weeks and more	3	3	-	40.0	45.5	0	2	-	2	20.8	0	83.3	12
13 Unknown length of gestation	-	-	-	0	0	0	-	-	-	0	0	0	13
<b>DEATHS</b>													
14 Total, all ages	25	25	-	806.5	925.9	0	17	13	4	500.0	500.0	500.0	14
15 Under 1 year	-	-	-	0	0	0	2	1	1	20.8	13.9	41.7	15
16 Under 28 days	-	-	-	0	0	0	1	-	1	10.4	0	41.7	16
17 Deaths from immaturity	-	-	-	0	0	0	-	-	-	0	0	0	17
18 1-4 years **	-	-	-	-	-	-	1	-	1	-	-	-	18
19 Maternal deaths	-	-	-	0	0	0	-	-	-	0	0	0	19
<b>CAUSE OF DEATH</b>													
20 Tuberculosis, all forms (001-019)	-	-	-	0	0	0	-	-	-	0	0	0	20
21 Syphilis and its sequelae (020-029)	-	-	-	0	0	0	-	-	-	0	0	0	21
22 Typhoid fever (040)	-	-	-	0	0	0	-	-	-	0	0	0	22
23 Dysentery, all forms (045-048)	-	-	-	0	0	0	-	-	-	0	0	0	23
24 Scarlet fever (050)	-	-	-	0	0	0	-	-	-	0	0	0	24
25 Streptococcal sore throat (051)	-	-	-	0	0	0	-	-	-	0	0	0	25
26 Diphtheria (055)	-	-	-	0	0	0	-	-	-	0	0	0	26
27 Whooping cough (056)	-	-	-	0	0	0	-	-	-	0	0	0	27
28 Meningococcal infections (057)	-	-	-	0	0	0	-	-	-	0	0	0	28
29 Acute poliomyelitis (080)	-	-	-	0	0	0	-	-	-	0	0	0	29
30 Acute infectious encephalitis (082)	-	-	-	0	0	0	-	-	-	0	0	0	30
31 Smallpox (084)	-	-	-	0	0	0	-	-	-	0	0	0	31
32 Measles (085)	-	-	-	0	0	0	-	-	-	0	0	0	32
33 Typhus and other rickettsial diseases (100-103, 105-108)	-	-	-	0	0	0	-	-	-	0	0	0	33
34 Rocky Mountain spotted fever (104)	-	-	-	0	0	0	-	-	-	0	0	0	34
35 Malaria (110-117)	-	-	-	0	0	0	-	-	-	0	0	0	35
36 All other diseases classified as infective and parasitic (030-039, 041-044, 049, 052-054, 059-074, 081, 083, 086-096, 120-138)	1	1	-	32.3	37.0	0	-	-	-	0	0	0	36
37 Malignant neoplasms, including neoplasms of lymphatic and haematopoietic tissues (140-205)	3	3	-	96.8	111.1	0	-	-	-	0	0	0	37
38 Benign and unspecified neoplasms (210-239)	-	-	-	0	0	0	-	-	-	0	0	0	38
39 Diabetes mellitus (260)	-	-	-	0	0	0	-	-	-	0	0	0	39
40 Pellagra (281)	-	-	-	0	0	0	-	-	-	0	0	0	40
41 Anemias (290-293)	-	-	-	0	0	0	-	-	-	0	0	0	41
42 Vascular lesions affecting central nervous system (330-334)	2	2	-	64.5	74.1	0	4	3	1	117.6	115.4	125.0	42
43 Nonmeningococcal meningitis (340)	-	-	-	0	0	0	1	-	1	29.4	0	125.0	43
44 Rheumatic fever (400-402)	-	-	-	0	0	0	-	-	-	0	0	0	44
45 Heart diseases (410-443)	11	11	-	354.8	407.4	0	8	8	-	235.3	307.7	0	45
46 Hypertension without mention of heart (444-447)	-	-	-	0	0	0	-	-	-	0	0	0	46
47 Influenza and pneumonia (480-483, 490-493)	-	-	-	0	0	0	-	-	-	0	0	0	47
48 Bronchitis (500-502)	-	-	-	0	0	0	-	-	-	0	0	0	48
49 Ulcer of stomach and duodenum (540, 541)	-	-	-	0	0	0	-	-	-	0	0	0	49
50 Appendicitis (550-553)	-	-	-	0	0	0	-	-	-	0	0	0	50
51 Intestinal obstruction and hernia (560, 561, 570)	-	-	-	0	0	0	-	-	-	0	0	0	51
52 Gastritis, duodenitis, enteritis and colitis (except diarrhea of the newborn) (543, 571, 572)	-	-	-	0	0	0	-	-	-	0	0	0	52
53 Cirrhosis of liver (581)	-	-	-	0	0	0	-	-	-	0	0	0	53
54 Nephritis and nephrosis (590-594)	1	1	-	32.3	37.0	0	1	-	1	29.4	0	125.0	54
55 Hyperplasia of prostate (610)	-	-	-	0	0	0	-	-	-	0	0	0	55
56 Complications of pregnancy, childbirth and the puerperium (640-652, 670-689)	-	-	-	0	0	0	-	-	-	0	0	0	56
57 Congenital malformations (750-759)	-	-	-	0	0	0	2	1	1	58.8	38.5	125.0	57
58 Birth injuries, postnatal asphyxia and atelectasis (760-762)	-	-	-	0	0	0	-	-	-	0	0	0	58
59 Infection of the newborn (763-768)	-	-	-	0	0	0	-	-	-	0	0	0	59
60 Other diseases peculiar to early infancy, and immaturity unqualified (769-776)	-	-	-	0	0	0	-	-	-	0	0	0	60
61 Senility, without mention of psychosis (794)	-	-	-	0	0	0	-	-	-	0	0	0	61
62 Ill-defined and unknown causes (780-793, 795)	-	-	-	0	0	0	-	-	-	0	0	0	62
63 Motor vehicle accidents (E810-E835)	2	2	-	64.5	74.1	0	-	-	-	0	0	0	63
64 All other accidents (E800-E802, E840-E862)	2	2	-	64.5	74.1	0	-	-	-	0	0	0	64
65 Suicide (E963, E970-E979)	-	-	-	0	0	0	-	-	-	0	0	0	65
66 Homicide (E964, E980-E985)	-	-	-	0	0	0	-	-	-	0	0	0	66
67 All other diseases (residual)	3	3	-	96.8	111.1	0	1	1	-	29.4	38.5	0	67

TABLE XIV-C VITAL STATISTICS, BY CITY, BY RACE, GEORGIA, 1961  
POPULATION 2,500-9,999

ITEM	SANDERSVILLE						STATESBORO					
	Number			Rate or Ratio *			Number			Rate or Ratio *		
	Total	White	Non-White	Total	White	Non-White	Total	White	Non-White	Total	White	Non-White
1 Estimated population as of July 1	5,500	2,300	3,200				8,500	5,900	2,600			
<b>LIVE BIRTHS</b>												
2 Total	160	58	102	29.1	25.2	31.9	202	115	87	23.8	19.5	33.5
3 Delivered in hospital	100	57	43	62.5	98.3	42.2	189	115	74	93.6	100.0	85.1
4 Delivered in home by physician	2	-	2	1.3	0	2.0	-	-	-	0	0	0
5 Delivered in home by midwife	58	1	57	36.3	1.7	55.9	13	-	13	6.4	0	14.9
6 Other deliveries	-	-	-	0	0	0	-	-	-	0	0	0
7 Immature births	20	3	17	125.0	51.7	166.7	17	5	12	84.2	43.5	137.9
8 Live births to unwed mothers	30	1	29	187.5	17.2	284.3	24	-	24	118.8	0	275.9
<b>FETAL DEATHS</b>												
9 Total	12	5	7	75.0	86.2	68.6	4	2	2	19.8	17.4	23.0
10 Under 20 weeks gestation	5	3	2	31.3	51.7	19.6	-	-	-	0	0	0
11 20-27 weeks gestation	-	-	-	0	0	0	1	-	1	5.0	0	11.5
12 28 weeks and more	5	1	4	31.3	17.2	39.2	3	2	1	14.9	17.4	11.5
13 Unknown length of gestation	2	1	1	12.5	17.2	9.8	-	-	-	0	0	0
<b>DEATHS</b>												
14 Total, all ages	83	37	46	509.1	1608.7	1437.5	85	53	32	1000.0	898.3	1230.8
15 Under 1 year	9	1	8	62.5	17.2	88.2	5	2	3	24.8	17.4	34.5
16 Under 28 days	3	1	2	18.8	17.2	19.6	4	2	2	19.8	17.4	23.0
17 Deaths from immaturity	4	1	3	25.0	17.2	29.4	2	2	-	9.9	17.4	0
18 1-4 years **	3	1	2	-	-	-	1	1	-	-	-	-
19 Maternal deaths	-	-	-	0	0	0	-	-	-	0	0	0
<b>CAUSE OF DEATH</b>												
20 Tuberculosis, all forms (001-019)	-	-	-	0	0	0	-	-	-	0	0	0
21 Syphilis and its sequelae (020-029)	-	-	-	0	0	0	-	-	-	0	0	0
22 Typhoid fever (040)	-	-	-	0	0	0	-	-	-	0	0	0
23 Dysentery, all forms (045-048)	-	-	-	0	0	0	-	-	-	0	0	0
24 Scarlet fever (050)	-	-	-	0	0	0	-	-	-	0	0	0
25 Streptococcal sore throat (051)	-	-	-	0	0	0	-	-	-	0	0	0
26 Diphtheria (055)	1	1	-	18.2	43.5	0	-	-	-	0	0	0
27 Whooping cough (056)	-	-	-	0	0	0	-	-	-	0	0	0
28 Meningococcal infections (057)	-	-	-	0	0	0	-	-	-	0	0	0
29 Acute poliomyelitis (080)	-	-	-	0	0	0	-	-	-	0	0	0
30 Acute infectious encephalitis (082)	-	-	-	0	0	0	-	-	-	0	0	0
31 Smallpox (084)	-	-	-	0	0	0	-	-	-	0	0	0
32 Measles (085)	-	-	-	0	0	0	-	-	-	0	0	0
33 Typhus and other rickettsial diseases (100-103, 105-108)	-	-	-	0	0	0	-	-	-	0	0	0
34 Rocky Mountain spotted fever (104)	-	-	-	0	0	0	-	-	-	0	0	0
35 Malaria (110-117)	-	-	-	0	0	0	-	-	-	0	0	0
36 All other diseases classified as infective and parasitic (030-039, 041-044, 049, 052-054, 059-074, 081, 083, 086-096, 120-138)	-	-	-	0	0	0	-	-	-	0	0	0
37 Malignant neoplasms, including neoplasms of lymphatic and haematopoietic tissues (140-205)	9	7	2	163.6	304.3	62.5	10	6	4	117.6	101.7	153.8
38 Benign and unspecified neoplasms (210-239)	-	-	-	0	0	0	1	-	1	11.8	0	38.5
39 Diabetes mellitus (260)	1	-	1	18.2	0	31.3	6	2	4	70.6	33.9	153.8
40 Pellagra (281)	-	-	-	0	0	0	-	-	-	0	0	0
41 Anemias (290-293)	2	1	1	36.4	43.5	31.3	-	-	-	0	0	0
42 Vascular lesions affecting central nervous system (330-334)	16	6	10	290.9	260.9	312.5	14	10	4	164.7	169.5	153.8
43 Nonmeningococcal meningitis (340)	-	-	-	0	0	0	-	-	-	0	0	0
44 Rheumatic fever (400-402)	-	-	-	0	0	0	-	-	-	0	0	0
45 Heart diseases (410-443)	20	12	8	363.6	521.7	250.0	20	15	5	235.3	254.2	192.3
46 Hypertension without mention of heart (444-447)	2	-	2	36.4	0	62.5	1	-	1	11.8	0	38.5
47 Influenza and pneumonia (480-483, 490-493)	5	-	5	90.9	0	156.3	3	2	1	35.3	33.9	38.5
48 Bronchitis (500-502)	-	-	-	0	0	0	-	-	-	0	0	0
49 Ulcer of stomach and duodenum (540, 541)	1	-	1	18.2	0	31.3	1	1	-	11.8	16.9	0
50 Appendicitis (550-553)	-	-	-	0	0	0	-	-	-	0	0	0
51 Intestinal obstruction and hernia (560, 561, 570)	1	-	1	18.2	0	31.3	-	-	-	0	0	0
52 Gastritis, duodenitis, enteritis and colitis (except diarrhea of the newborn) (543, 571, 572)	-	-	-	0	0	0	-	-	-	0	0	0
53 Cirrhosis of liver (581)	-	-	-	0	0	0	1	1	-	11.8	16.9	0
54 Nephritis and nephrosis (590-594)	-	-	-	0	0	0	-	-	-	0	0	0
55 Hyperplasia of prostate (610)	-	-	-	0	0	0	-	-	-	0	0	0
56 Complications of pregnancy, childbirth and the puerperium (640-652, 670-689)	-	-	-	0	0	0	-	-	-	0	0	0
57 Congenital malformations (750-759)	-	-	-	0	0	0	1	1	-	11.8	16.9	0
58 Birth injuries, postnatal asphyxia and atelectasis (760-762)	-	-	-	0	0	0	2	-	2	23.5	0	76.9
59 Infection of the newborn (763-768)	-	-	-	0	0	0	-	-	-	0	0	0
60 Other diseases peculiar to early infancy, and immaturity unqualified (769-776)	4	1	3	72.7	43.5	93.8	2	2	-	23.5	33.9	0
61 Senility, without mention of psychosis (794)	-	-	-	0	0	0	-	-	-	0	0	0
62 Ill-defined and unknown causes (780-793, 795)	1	-	1	18.2	0	31.3	6	2	4	70.6	33.9	153.8
63 Motor vehicle accidents (E810-E835)	5	4	1	90.9	173.9	31.3	4	3	1	47.1	50.8	38.5
64 All other accidents (E800-E802, E840-E962)	4	2	2	72.7	87.0	62.5	3	1	2	35.3	16.9	76.9
65 Suicide (E963, E970-E979)	2	1	1	36.4	43.5	31.3	-	-	-	0	0	0
66 Homicide (E964, E980-E985)	1	-	1	18.2	0	31.3	1	1	-	11.8	16.9	0
67 All other diseases (residual)	8	2	6	145.5	87.0	187.5	9	6	3	105.9	101.7	115.4

TABLE XIV-C VITAL STATISTICS, BY CITY, BY RACE, GEORGIA, 1961  
POPULATION 2,500-9,999

ITEM	SUMMERVILLE						SHAINSBORO					
	Number			Rate or Ratio *			Number			Rate or Ratio *		
	Total	White	Non-White	Total	White	Non-White	Total	White	Non-White	Total	White	Non-White
1 Estimated population as of July 1	4,800	4,000	800				6,000	3,800	2,200			
<b>LIVE BIRTHS</b>												
2 Total	96	80	16	20.0	20.0	20.0	160	87	73	26.7	22.9	33.2
3 Delivered in hospital	89	79	10	92.7%	98.8%	62.5%	140	87	53	87.5%	100.0%	72.6%
4 Delivered in home by physician	1	1	-	1.0%	1.3%	0%	1	-	1	0.6%	0%	1.4%
5 Delivered in home by midwife	6	-	6	6.3%	0%	37.5%	19	-	19	11.9%	0%	26.0%
6 Other deliveries	-	-	-	0%	0%	0%	-	-	-	0%	0%	0%
7 Immature births	10	8	2	104.2	100.0	125.0	14	6	8	87.5	69.0	109.6
8 Live births to unwed mothers	2	2	-	20.8	25.0	0	14	2	12	87.5	23.0	164.4
<b>FETAL DEATHS</b>												
9 Total	1	1	-	10.4	12.5	0	3	2	1	18.8	23.0	13.7
10 Under 20 weeks gestation	1	1	-	10.4	12.5	0	-	-	-	0	0	0
11 20-27 weeks gestation	-	-	-	0	0	0	1	1	-	6.3	11.5	0
12 28 weeks and more	-	-	-	0	0	0	2	1	1	12.5	11.5	13.7
13 Unknown length of gestation	-	-	-	0	0	0	-	-	-	0	0	0
<b>DEATHS</b>												
14 Total, all ages	60	56	4	1250.0	1400.0	500.0	61	31	30	1016.7	815.8	1363.6
15 Under 1 year	4	4	-	41.7	50.0	0	7	2	5	43.8	23.0	68.5
16 Under 28 days	3	3	-	31.3	37.5	0	4	2	2	25.0	23.0	27.4
17 Deaths from immaturity	1	1	-	10.4	12.5	0	3	2	1	18.8	23.0	13.7
18 1-4 years **	-	-	-	-	-	-	1	-	1	-	-	-
19 Maternal deaths	-	-	-	0	0	0	-	-	-	0	0	0
<b>CAUSE OF DEATH</b>												
20 Tuberculosis, all forms (001-019)	1	1	-	20.8	25.0	0	-	-	-	0	0	0
21 Syphilis and its sequelae (020-029)	-	-	-	0	0	0	-	-	-	0	0	0
22 Typhoid fever (040)	-	-	-	0	0	0	-	-	-	0	0	0
23 Dysentery, all forms (045-048)	-	-	-	0	0	0	-	-	-	0	0	0
24 Scarlet fever (050)	-	-	-	0	0	0	-	-	-	0	0	0
25 Streptococcal sore throat (051)	-	-	-	0	0	0	-	-	-	0	0	0
26 Diphtheria (055)	-	-	-	0	0	0	-	-	-	0	0	0
27 Whooping cough (056)	-	-	-	0	0	0	-	-	-	0	0	0
28 Meningococcal infections (057)	-	-	-	0	0	0	-	-	-	0	0	0
29 Acute poliomyelitis (080)	-	-	-	0	0	0	-	-	-	0	0	0
30 Acute infectious encephalitis (082)	-	-	-	0	0	0	-	-	-	0	0	0
31 Smallpox (084)	-	-	-	0	0	0	-	-	-	0	0	0
32 Measles (085)	-	-	-	0	0	0	-	-	-	0	0	0
33 Typhus and other rickettsial diseases (100-103, 105-108)	-	-	-	0	0	0	-	-	-	0	0	0
34 Rocky Mountain spotted fever (104)	-	-	-	0	0	0	-	-	-	0	0	0
35 Malaria (110-117)	-	-	-	0	0	0	-	-	-	0	0	0
36 All other diseases classified as infective and parasitic (030-039, 041-044, 049, 052-054, 059-074, 081, 083, 086-096, 120-138)	-	-	-	0	0	0	1	1	-	16.7	26.3	0
37 Malignant neoplasms, including neoplasms of lymphatic and haematopoietic tissues (140-205)	11	10	1	229.2	250.0	125.0	7	4	3	116.7	105.3	136.4
38 Benign and unspecified neoplasms (210-239)	1	-	1	20.8	0	125.0	-	-	-	0	0	0
39 Diabetes mellitus (260)	1	1	-	20.8	25.0	0	2	2	-	33.3	52.6	0
40 Pellagra (281)	-	-	-	0	0	0	-	-	-	0	0	0
41 Anemias (290-293)	1	1	-	20.8	25.0	0	-	-	-	0	0	0
42 Vascular lesions affecting central nervous system (330-334)	13	11	2	270.8	275.0	250.0	10	4	6	166.7	105.3	272.7
43 Nonmeningococcal meningitis (340)	-	-	-	0	0	0	1	-	1	16.7	0	45.5
44 Rheumatic fever (400-402)	-	-	-	0	0	0	-	-	-	0	0	0
45 Heart diseases (410-443)	16	16	-	333.3	400.0	0	18	12	6	300.0	315.8	272.7
46 Hypertension without mention of heart (444-447)	-	-	-	0	0	0	-	-	-	0	0	0
47 Influenza and pneumonia (480-483, 490-493)	3	3	-	62.5	75.0	0	2	-	2	33.3	0	90.9
48 Bronchitis (500-502)	-	-	-	0	0	0	-	-	-	0	0	0
49 Ulcer of stomach and duodenum (540, 541)	-	-	-	0	0	0	1	-	1	16.7	0	45.5
50 Appendicitis (550-553)	-	-	-	0	0	0	1	-	1	16.7	0	45.5
51 Intestinal obstruction and hernia (560, 561, 570)	-	-	-	0	0	0	1	1	-	16.7	26.3	0
52 Gastritis, duodenitis, enteritis and colitis (except diarrhea of the newborn) (543, 571, 572)	-	-	-	0	0	0	-	-	-	0	0	0
53 Cirrhosis of liver (581)	1	1	-	20.8	25.0	0	-	-	-	0	0	0
54 Nephritis and nephrosis (590-594)	-	-	-	0	0	0	-	-	-	0	0	0
55 Hyperplasia of prostate (610)	-	-	-	0	0	0	1	-	1	16.7	0	45.5
56 Complications of pregnancy, childbirth and the puerperium (640-652, 670-689)	-	-	-	0	0	0	-	-	-	0	0	0
57 Congenital malformations (750-759)	1	1	-	20.8	25.0	0	-	-	-	0	0	0
58 Birth injuries, postnatal asphyxia and atelectasis (760-762)	1	1	-	20.8	25.0	0	1	-	1	16.7	0	45.5
59 Infection of the newborn (763-768)	-	-	-	0	0	0	1	-	1	16.7	0	45.5
60 Other diseases peculiar to early infancy, and immaturity unqualified (769-776)	1	1	-	20.8	25.0	0	4	2	2	66.7	52.6	90.9
61 Senility, without mention of psychosis (794)	-	-	-	0	0	0	-	-	-	0	0	0
62 Ill-defined and unknown causes (780-793, 795)	1	1	-	20.8	25.0	0	-	-	-	0	0	0
63 Motor vehicle accidents (E810-E835)	2	2	-	41.7	50.0	0	4	3	1	66.7	78.9	45.5
64 All other accidents (E800-E802, E840-E862)	-	-	-	0	0	0	1	-	1	16.7	0	45.5
65 Suicide (E963, E970-E979)	1	1	-	20.8	25.0	0	-	-	-	0	0	0
66 Homicide (E964, E980-E985)	-	-	-	0	0	0	-	-	-	0	0	0
67 All other diseases (residual)	5	5	-	104.2	125.0	0	5	2	3	83.3	52.6	136.4

TABLE XIV-C VITAL STATISTICS, BY CITY, BY RACE, GEORGIA, 1961  
POPULATION 2,500-9,999

ITEM	SYLVANIA						SYLVESTER					
	Number			Rate or Ratio *			Number			Rate or Ratio *		
	Total	White	Non-White	Total	White	Non-White	Total	White	Non-White	Total	White	Non-White
1 Estimated population as of July 1	3,500	1,900	1,600				3,700	2,000	1,700			
<b>LIVE BIRTHS</b>												
2 Total	78	36	42	22.3	18.9	26.3	122	57	65	33.0	28.5	38.2
3 Delivered in hospital	54	35	19	69.2%	97.2%	45.2%	89	57	32	73.0%	100.0%	49.2%
4 Delivered in home by physician	-	-	-	0%	0%	0%	-	-	-	0%	0%	0%
5 Delivered in home by midwife	24	1	23	30.8%	2.8%	54.8%	33	-	33	27.0%	0%	50.8%
6 Other deliveries	-	-	-	0%	0%	0%	-	-	-	0%	0%	0%
7 Immature births	9	2	7	115.4	55.6	166.7	10	3	7	82.0	52.6	107.7
8 Live births to unwed mothers	18	-	18	230.8	0	428.6	26	-	26	213.1	0	400.0
<b>FETAL DEATHS</b>												
9 Total	3	1	2	38.5	27.8	47.6	3	-	3	24.6	0	46.2
10 Under 20 weeks gestation	1	1	-	12.8	27.8	0	2	-	2	16.4	0	30.8
11 20-27 weeks gestation	1	-	1	12.8	0	23.8	-	-	-	0	0	0
12 28 weeks and more	1	-	1	12.8	0	23.8	-	-	-	0	0	0
13 Unknown length of gestation	-	-	-	0	0	0	1	-	1	8.2	0	15.4
<b>DEATHS</b>												
14 Total, all ages	43	26	17	228.6	1368.4	1062.5	40	28	12	1081.1	1400.0	705.9
15 Under 1 year	2	-	2	25.6	0	47.6	2	1	1	16.4	17.5	15.4
16 Under 28 days	1	-	1	12.8	0	23.8	2	1	1	16.4	17.5	15.4
17 Deaths from immaturity	-	-	-	0	0	0	1	-	1	8.2	0	15.4
18 1-4 years **	1	-	1	12.8	0	23.8	-	-	-	0	0	0
19 Maternal deaths	-	-	-	0	0	0	-	-	-	0	0	0
<b>CAUSE OF DEATH</b>												
20 Tuberculosis, all forms (001-019)	-	-	-	0	0	0	-	-	-	0	0	0
21 Syphilis and its sequelae (020-029)	-	-	-	0	0	0	-	-	-	0	0	0
22 Typhoid fever (040)	-	-	-	0	0	0	-	-	-	0	0	0
23 Dysentery, all forms (045-048)	-	-	-	0	0	0	-	-	-	0	0	0
24 Scarlet fever (050)	-	-	-	0	0	0	-	-	-	0	0	0
25 Streptococcal sore throat (051)	-	-	-	0	0	0	-	-	-	0	0	0
26 Diphtheria (055)	-	-	-	0	0	0	-	-	-	0	0	0
27 Whooping cough (056)	-	-	-	0	0	0	-	-	-	0	0	0
28 Meningococcal infections (057)	-	-	-	0	0	0	-	-	-	0	0	0
29 Acute poliomyelitis (080)	-	-	-	0	0	0	-	-	-	0	0	0
30 Acute infectious encephalitis (082)	-	-	-	0	0	0	-	-	-	0	0	0
31 Smallpox (084)	-	-	-	0	0	0	-	-	-	0	0	0
32 Measles (085)	-	-	-	0	0	0	-	-	-	0	0	0
33 Typhus and other rickettsial diseases (100-103, 105-108)	-	-	-	0	0	0	-	-	-	0	0	0
34 Rocky Mountain spotted fever (104)	-	-	-	0	0	0	-	-	-	0	0	0
35 Malaria (110-117)	-	-	-	0	0	0	-	-	-	0	0	0
36 All other diseases classified as infective and parasitic (030-039, 041-044, 049, 052-054, 059-074, 081, 083, 086-096, 120-138)	1	-	1	28.6	0	62.5	-	-	-	0	0	0
37 Malignant neoplasms, including neoplasms of lymphatic and haematopoietic tissues (140-205)	5	3	2	142.9	157.9	125.0	6	4	2	162.2	200.0	117.6
38 Benign and unspecified neoplasms (210-239)	-	-	-	0	0	0	-	-	-	0	0	0
39 Diabetes mellitus (260)	-	-	-	0	0	0	2	2	-	54.1	100.0	0
40 Pellagra (281)	-	-	-	0	0	0	-	-	-	0	0	0
41 Anemias (290-293)	-	-	-	0	0	0	-	-	-	0	0	0
42 Vascular lesions affecting central nervous system (330-334)	5	3	2	142.9	157.9	125.0	6	4	2	162.2	200.0	117.6
43 Nonmeningococcal meningitis (340)	-	-	-	0	0	0	-	-	-	0	0	0
44 Rheumatic fever (400-402)	-	-	-	0	0	0	-	-	-	0	0	0
45 Heart diseases (410-443)	20	12	8	571.4	631.6	500.0	14	10	4	378.4	500.0	235.3
46 Hypertension without mention of heart (444-447)	-	-	-	0	0	0	1	1	-	27.0	50.0	0
47 Influenza and pneumonia (480-483, 490-493)	4	3	1	114.3	157.9	62.5	-	-	-	0	0	0
48 Bronchitis (500-502)	-	-	-	0	0	0	-	-	-	0	0	0
49 Ulcer of stomach and duodenum (540, 541)	-	-	-	0	0	0	-	-	-	0	0	0
50 Appendicitis (550-553)	-	-	-	0	0	0	-	-	-	0	0	0
51 Intestinal obstruction and hernia (560, 561, 570)	-	-	-	0	0	0	3	1	2	81.1	50.0	117.6
52 Gastritis, duodenitis, enteritis and colitis (except diarrhoea of the newborn) (543, 571, 572)	-	-	-	0	0	0	-	-	-	0	0	0
53 Cirrhosis of liver (581)	-	-	-	0	0	0	1	1	-	27.0	50.0	0
54 Nephritis and nephrosis (590-594)	-	-	-	0	0	0	-	-	-	0	0	0
55 Hyperplasia of prostate (610)	-	-	-	0	0	0	-	-	-	0	0	0
56 Complications of pregnancy, childbirth and the puerperium (640-652, 670-689)	-	-	-	0	0	0	-	-	-	0	0	0
57 Congenital malformations (750-759)	1	-	1	28.6	0	62.5	1	1	-	27.0	50.0	0
58 Birth injuries, postnatal asphyxia and atelectasis (760-762)	-	-	-	0	0	0	-	-	-	0	0	0
59 Infection of the newborn (763-768)	-	-	-	0	0	0	-	-	-	0	0	0
60 Other diseases peculiar to early infancy, and immaturity unqualified (769-776)	-	-	-	0	0	0	1	-	1	27.0	0	58.8
61 Senility, without mention of psychosis (794)	-	-	-	0	0	0	-	-	-	0	0	0
62 Ill-defined and unknown causes (780-793, 795)	-	-	-	0	0	0	-	-	-	0	0	0
63 Motor vehicle accidents (E810-E835)	-	-	-	0	0	0	3	3	-	81.1	150.0	0
64 All other accidents (E800-E802, E840-E962)	2	-	2	57.1	0	125.0	1	1	-	27.0	50.0	0
65 Suicide (E963, E970-E979)	1	1	-	28.6	52.6	0	-	-	-	0	0	0
66 Homicide (E964, E980-E985)	1	1	-	28.6	52.6	0	-	-	-	0	0	0
67 All other diseases (residual)	3	3	-	85.7	157.9	0	1	-	1	27.0	0	58.8

TABLE XIV-C VITAL STATISTICS, BY CITY, BY RACE, GEORGIA, 1961  
POPULATION 2,500-9,999

ITEM	TALLAPOOSA						THOMASTON					
	Number			Rate or Ratio *			Number			Rate or Ratio *		
	Total	White	Non-White	Total	White	Non-White	Total	White	Non-White	Total	White	Non-White
1 Estimated population as of July 1	2,800	2,500	300				9,600	7,500	2,100			
<b>LIVE BIRTHS</b>												
2 Total	53	50	3	18.9	20.0	10.0	286	216	70	29.8	28.8	33.3
3 Delivered in hospital	52	50	2	98.1%	100.0%	66.7%	269	215	54	94.1%	99.5%	77.1%
4 Delivered in home by physician	-	-	-	0%	0%	0%	-	-	-	0%	0%	0%
5 Delivered in home by midwife	1	-	1	1.9%	0%	33.3%	16	1	15	5.6%	0.5%	21.4%
6 Other deliveries	-	-	-	0%	0%	0%	1	-	1	0.3%	0%	1.4%
7 Immature births	3	3	-	56.6	60.0	0	28	19	9	97.9	88.0	128.6
8 Live births to unwed mothers	1	1	-	18.9	20.0	0	26	5	21	90.9	23.1	300.0
<b>FETAL DEATHS</b>												
9 Total	-	-	-	0	0	0	5	3	2	17.5	13.9	28.6
10 Under 20 weeks gestation	-	-	-	0	0	0	1	1	-	3.5	4.6	0
11 20-27 weeks gestation	-	-	-	0	0	0	1	-	1	3.5	0	14.3
12 28 weeks and more	-	-	-	0	0	0	2	1	1	7.0	4.6	14.3
13 Unknown length of gestation	-	-	-	0	0	0	1	1	-	3.5	4.6	0
<b>DEATHS</b>												
14 Total, all ages	35	33	2	250.0	1320.0	666.7	105	80	25	1093.8	1066.7	1190.5
15 Under 1 year	2	2	-	37.7	40.0	0	7	4	3	24.5	18.5	42.9
16 Under 28 days	1	1	-	18.9	20.0	0	7	4	3	24.5	18.5	42.9
17 Deaths from immaturity	-	-	-	0	0	0	-	-	-	0	0	0
18 1-4 years **	-	-	-	-	-	-	1	-	1	-	-	-
19 Maternal deaths	-	-	-	0	0	0	-	-	-	0	0	0
<b>CAUSE OF DEATH</b>												
20 Tuberculosis, all forms (001-019)	-	-	-	0	0	0	-	-	-	0	0	0
21 Syphilis and its sequelae (020-029)	-	-	-	0	0	0	1	1	-	10.4	13.3	0
22 Typhoid fever (040)	-	-	-	0	0	0	-	-	-	0	0	0
23 Dysentery, all forms (045-048)	-	-	-	0	0	0	-	-	-	0	0	0
24 Scarlet fever (050)	-	-	-	0	0	0	-	-	-	0	0	0
25 Streptococcal sore throat (051)	-	-	-	0	0	0	-	-	-	0	0	0
26 Diphtheria (055)	-	-	-	0	0	0	-	-	-	0	0	0
27 Whooping cough (056)	-	-	-	0	0	0	-	-	-	0	0	0
28 Meningococcal infections (057)	-	-	-	0	0	0	-	-	-	0	0	0
29 Acute poliomyelitis (080)	-	-	-	0	0	0	-	-	-	0	0	0
30 Acute infectious encephalitis (082)	-	-	-	0	0	0	-	-	-	0	0	0
31 Smallpox (084)	-	-	-	0	0	0	-	-	-	0	0	0
32 Measles (085)	-	-	-	0	0	0	-	-	-	0	0	0
33 Typhus and other rickettsial diseases (100-103, 105-108)	-	-	-	0	0	0	-	-	-	0	0	0
34 Rocky Mountain spotted fever (104)	-	-	-	0	0	0	-	-	-	0	0	0
35 Malaria (110-117)	-	-	-	0	0	0	-	-	-	0	0	0
36 All other diseases classified as infective and parasitic (030-039, 041-044, 049, 052-054, 059-074, 081, 083, 086-096, 120-138)	-	-	-	0	0	0	-	-	-	0	0	0
37 Malignant neoplasms, including neoplasms of lymphatic and haematopoietic tissues (140-205)	3	3	-	107.1	120.0	0	10	7	3	104.2	93.3	142.9
38 Benign and unspecified neoplasms (210-239)	-	-	-	0	0	0	-	-	-	0	0	0
39 Diabetes mellitus (260)	-	-	-	0	0	0	2	-	2	20.8	0	95.2
40 Pellagra (281)	-	-	-	0	0	0	-	-	-	0	0	0
41 Anemias (290-293)	-	-	-	0	0	0	1	1	-	10.4	13.3	0
42 Vascular lesions affecting central nervous system (330-334)	8	7	1	285.7	280.0	333.3	17	11	6	177.1	146.7	285.7
43 Nonmeningococcal meningitis (340)	-	-	-	0	0	0	-	-	-	0	0	0
44 Rheumatic fever (400-402)	-	-	-	0	0	0	-	-	-	0	0	0
45 Heart diseases (410-443)	10	9	1	357.1	360.0	333.3	39	34	5	406.3	453.3	238.1
46 Hypertension without mention of heart (444-447)	-	-	-	0	0	0	3	1	2	31.3	13.3	95.2
47 Influenza and pneumonia (480-483, 490-493)	4	4	-	142.9	160.0	0	1	1	-	10.4	13.3	0
48 Bronchitis (500-502)	-	-	-	0	0	0	1	1	-	10.4	13.3	0
49 Ulcer of stomach and duodenum (540, 541)	1	1	-	35.7	40.0	0	2	2	-	20.8	26.7	0
50 Appendicitis (550-553)	-	-	-	0	0	0	-	-	-	0	0	0
51 Intestinal obstruction and hernia (560, 561, 570)	-	-	-	0	0	0	2	2	-	20.8	26.7	0
52 Gastritis, duodenitis, enteritis and colitis (except diarrhea of the newborn) (543, 571, 572)	-	-	-	0	0	0	2	2	-	20.8	26.7	0
53 Cirrhosis of liver (581)	-	-	-	0	0	0	-	-	-	0	0	0
54 Nephritis and nephrosis (590-594)	-	-	-	0	0	0	-	-	-	0	0	0
55 Hyperplasia of prostate (610)	-	-	-	0	0	0	-	-	-	0	0	0
56 Complications of pregnancy, childbirth and the puerperium (640-652, 670-689)	-	-	-	0	0	0	-	-	-	0	0	0
57 Congenital malformations (750-759)	-	-	-	0	0	0	1	1	-	10.4	13.3	0
58 Birth injuries, postnatal asphyxia and atelectasis (760-762)	-	-	-	0	0	0	3	2	1	31.3	26.7	47.6
59 Infection of the newborn (763-768)	-	-	-	0	0	0	-	-	-	0	0	0
60 Other diseases peculiar to early infancy, and immaturity unqualified (769-776)	1	1	-	35.7	40.0	0	2	1	1	20.8	13.3	47.6
61 Senility, without mention of psychosis (794)	-	-	-	0	0	0	-	-	-	0	0	0
62 Ill-defined and unknown causes (780-793, 795)	2	2	-	71.4	80.0	0	-	-	-	0	0	0
63 Motor vehicle accidents (E810-E835)	1	1	-	35.7	40.0	0	1	1	-	10.4	13.3	0
64 All other accidents (E800-E802, E840-E962)	2	2	-	71.4	80.0	0	5	3	2	52.1	40.0	95.2
65 Suicide (E963, E970-E979)	-	-	-	0	0	0	-	-	-	0	0	0
66 Homicide (E964, E980-E985)	1	1	-	35.7	40.0	0	1	-	1	10.4	0	47.6
67 All other diseases (residual)	2	2	-	71.4	80.0	0	11	9	2	114.6	120.0	95.2



TABLE XIV-C VITAL STATISTICS, BY CITY, BY RACE, GEORGIA, 1961  
POPULATION 2,500-9,999

ITEM	THOMSON						TOCCOA					
	Number			Rate or Ratio *			Number			Rate or Ratio *		
	Total	White	Non-White	Total	White	Non-White	Total	White	Non-White	Total	White	Non-White
1 Estimated population as of July 1	4,600	3,100	1,500				7,400	5,600	1,800			
<b>LIVE BIRTHS</b>												
2 Total	131	62	69	28.5	20.0	46.0	194	153	41	26.2	27.3	22.8
3 Delivered in hospital	126	62	64	96.2%	100.0%	92.8%	190	153	37	97.9%	100.0%	90.2%
4 Delivered in home by physician	2	-	2	1.5%	0%	2.9%	1	-	1	0.5%	0%	2.4%
5 Delivered in home by midwife	3	-	3	2.3%	0%	4.3%	3	-	3	1.5%	0%	7.3%
6 Other deliveries	-	-	-	0%	0%	0%	-	-	-	0%	0%	0%
7 Immature births	13	2	11	99.2	32.3	159.4	20	9	11	103.1	58.8	268.3
8 Live births to unwed mothers	30	-	30	229.0	0	434.8	16	-	16	82.5	0	390.2
<b>FETAL DEATHS</b>												
9 Total	3	1	2	22.9	16.1	29.0	2	2	-	10.3	13.1	0
10 Under 20 weeks gestation	-	-	-	0	0	0	-	-	-	0	0	0
11 20-27 weeks gestation	1	1	-	7.6	16.1	0	-	-	-	0	0	0
12 28 weeks and more	2	-	2	15.3	0	29.0	2	2	-	10.3	13.1	0
13 Unknown length of gestation	-	-	-	0	0	0	-	-	-	0	0	0
<b>DEATHS</b>												
14 Total, all ages	57	32	25	1239.1	1032.3	1666.7	67	46	21	905.4	821.4	1166.7
15 Under 1 year	4	-	4	30.5	0	58.0	5	3	2	25.8	19.6	48.8
16 Under 28 days	3	-	3	22.9	0	43.5	4	3	1	20.6	19.6	24.4
17 Deaths from immaturity	3	-	3	22.9	0	43.5	-	-	-	0	0	0
18 1-4 years **	1	-	1	-	-	-	-	-	-	-	-	-
19 Maternal deaths	-	-	-	0	0	0	-	-	-	0	0	0
<b>CAUSE OF DEATH</b>												
20 Tuberculosis, all forms (001-019)	-	-	-	0	0	0	-	-	-	0	0	0
21 Syphilis and its sequelae (020-029)	-	-	-	0	0	0	-	-	-	0	0	0
22 Typhoid fever (040)	-	-	-	0	0	0	-	-	-	0	0	0
23 Dysentery, all forms (045-048)	-	-	-	0	0	0	-	-	-	0	0	0
24 Scarlet fever (050)	-	-	-	0	0	0	-	-	-	0	0	0
25 Streptococcal sore throat (051)	-	-	-	0	0	0	-	-	-	0	0	0
26 Diphtheria (055)	-	-	-	0	0	0	-	-	-	0	0	0
27 Whooping cough (056)	-	-	-	0	0	0	-	-	-	0	0	0
28 Meningococcal infections (057)	-	-	-	0	0	0	-	-	-	0	0	0
29 Acute poliomyelitis (080)	-	-	-	0	0	0	-	-	-	0	0	0
30 Acute infectious encephalitis (082)	-	-	-	0	0	0	-	-	-	0	0	0
31 Smallpox (084)	-	-	-	0	0	0	-	-	-	0	0	0
32 Measles (085)	-	-	-	0	0	0	-	-	-	0	0	0
33 Typhus and other rickettsial diseases (100-103, 105-108)	-	-	-	0	0	0	-	-	-	0	0	0
34 Rocky Mountain spotted fever (104)	-	-	-	0	0	0	-	-	-	0	0	0
35 Malaria (110-117)	-	-	-	0	0	0	-	-	-	0	0	0
36 All other diseases classified as infective and parasitic (030-039, 041-044, 049, 052-054, 059-074, 081, 083, 086-096, 120-138)	-	-	-	0	0	0	-	-	-	0	0	0
37 Malignant neoplasms, including neoplasms of lymphatic and haemopoietic tissues (140-205)	12	9	3	260.9	290.3	200.0	11	8	3	148.6	142.9	166.7
38 Benign and unspecified neoplasms (210-239)	-	-	-	0	0	0	3	2	1	40.5	35.7	55.6
39 Diabetes mellitus (260)	-	-	-	0	0	0	-	-	-	0	0	0
40 Pellagra (281)	-	-	-	0	0	0	-	-	-	0	0	0
41 Anemias (290-293)	-	-	-	0	0	0	-	-	-	0	0	0
42 Vascular lesions affecting central nervous system (330-334)	9	3	6	195.7	96.8	400.0	10	6	4	135.1	107.1	222.2
43 Nonmeningococcal meningitis (340)	-	-	-	0	0	0	-	-	-	0	0	0
44 Rheumatic fever (400-402)	-	-	-	0	0	0	-	-	-	0	0	0
45 Heart diseases (410-443)	18	13	5	391.3	419.4	333.3	23	17	6	310.8	303.6	333.3
46 Hypertension without mention of heart (444-447)	2	-	2	43.5	0	133.3	-	-	-	0	0	0
47 Influenza and pneumonia (480-483, 490-493)	2	-	2	43.5	0	133.3	2	1	1	27.0	17.9	55.6
48 Bronchitis (500-502)	1	1	-	21.7	32.3	0	-	-	-	0	0	0
49 Ulcer of stomach and duodenum (540, 541)	-	-	-	0	0	0	1	1	-	13.5	17.9	0
50 Appendicitis (550-553)	-	-	-	0	0	0	-	-	-	0	0	0
51 Intestinal obstruction and hernia (560, 561, 570)	-	-	-	0	0	0	1	1	-	13.5	17.9	0
52 Gastritis, duodenitis, enteritis and colitis (except diarrhea of the newborn) (543, 571, 572)	1	-	1	21.7	0	66.7	-	-	-	0	0	0
53 Cirrhosis of liver (581)	-	-	-	0	0	0	-	-	-	0	0	0
54 Nephritis and nephrosis (590-594)	-	-	-	0	0	0	1	1	-	13.5	17.9	0
55 Hyperplasia of prostate (610)	1	1	-	21.7	32.3	0	-	-	-	0	0	0
56 Complications of pregnancy, childbirth and the puerperium (640-652, 670-689)	-	-	-	0	0	0	-	-	-	0	0	0
57 Congenital malformations (750-759)	-	-	-	0	0	0	-	-	-	0	0	0
58 Birth injuries, postnatal asphyxia and atelectasis (760-762)	-	-	-	0	0	0	2	2	-	27.0	35.7	0
59 Infection of the newborn (763-768)	-	-	-	0	0	0	-	-	-	0	0	0
60 Other diseases peculiar to early infancy, and immaturity unqualified (769-776)	3	-	3	65.2	0	200.0	1	-	1	13.5	0	55.6
61 Senility, without mention of psychosis (794)	-	-	-	0	0	0	-	-	-	0	0	0
62 Ill-defined and unknown causes (780-793, 795)	2	-	2	43.5	0	133.3	-	-	-	0	0	0
63 Motor vehicle accidents (E810-E835)	1	-	1	21.7	0	66.7	2	2	-	27.0	35.7	0
64 All other accidents (E800-E802, E840-E962)	1	1	-	21.7	32.3	0	1	-	1	13.5	0	55.6
65 Suicide (E963, E970-E979)	1	1	-	21.7	32.3	0	-	-	-	0	0	0
66 Homicide (E984, E980-E985)	1	1	-	21.7	32.3	0	2	-	2	27.0	0	111.1
67 All other diseases (residual)	2	2	-	43.5	64.5	0	7	5	2	94.6	89.3	111.1

TABLE XIV-C VITAL STATISTICS, BY CITY, BY RACE, GEORGIA, 1961  
POPULATION 2,500-9,999

ITEM	VIDALIA						VILLA RICA					
	Number			Rate or Ratio *			Number			Rate or Ratio *		
	Total	White	Non-White	Total	White	Non-White	Total	White	Non-White	Total	White	Non-White
1 Estimated population as of July 1	7,700	5,000	2,700				3,500	2,800	700			
<b>LIVE BIRTHS</b>												
2 Total	193	110	83	25.1	22.0	30.7	70	48	22	20.0	17.1	31.4
3 Delivered in hospital	117	105	12	60.6%	95.5%	14.5%	61	48	13	87.1%	100.0%	59.1%
4 Delivered in home by physician	1	1	-	0.5%	0.9%	0%	-	-	-	0%	0%	0%
5 Delivered in home by midwife	75	4	71	38.9%	3.6%	85.5%	9	-	9	12.9%	0%	40.9%
6 Other deliveries	-	-	-	0%	0%	0%	-	-	-	0%	0%	0%
7 Immature births	21	7	14	108.8	63.6	168.7	5	3	2	71.4	62.5	90.9
8 Live births to unwed mothers	34	3	31	176.2	27.3	373.5	3	1	2	42.9	20.8	90.9
<b>FETAL DEATHS</b>												
9 Total	5	3	2	25.9	27.3	24.1	1	1	-	14.3	20.8	0
10 Under 20 weeks gestation	-	-	-	0	0	0	-	-	-	0	0	0
11 20-27 weeks gestation	2	1	1	10.4	9.1	12.0	-	-	-	0	0	0
12 28 weeks and more	3	2	1	15.5	18.2	12.0	-	-	-	0	0	0
13 Unknown length of gestation	-	-	-	0	0	0	1	1	-	14.3	20.8	0
<b>DEATHS</b>												
14 Total, all ages	77	39	38	1000.0	780.0	1407.4	30	26	4	857.1	928.6	571.4
15 Under 1 year	10	2	8	51.8	18.2	96.4	1	1	-	14.3	20.8	0
16 Under 28 days	5	2	3	25.9	18.2	36.1	1	1	-	14.3	20.8	0
17 Deaths from immaturity	1	-	1	5.2	0	12.0	-	-	-	0	0	0
18 1-4 years **	1	1	-	-	-	-	-	-	-	-	-	-
19 Maternal deaths	-	-	-	0	0	0	-	-	-	0	0	0
<b>CAUSE OF DEATH</b>												
20 Tuberculosis, all forms (001-019)	-	-	-	0	0	0	-	-	-	0	0	0
21 Syphilis and its sequelae (020-029)	-	-	-	0	0	0	-	-	-	0	0	0
22 Typhoid fever (040)	-	-	-	0	0	0	-	-	-	0	0	0
23 Dysentery, all forms (045-048)	-	-	-	0	0	0	-	-	-	0	0	0
24 Scarlet fever (050)	-	-	-	0	0	0	-	-	-	0	0	0
25 Streptococcal sore throat (051)	-	-	-	0	0	0	-	-	-	0	0	0
26 Diphtheria (055)	-	-	-	0	0	0	-	-	-	0	0	0
27 Whooping cough (056)	-	-	-	0	0	0	-	-	-	0	0	0
28 Meningococcal infections (057)	-	-	-	0	0	0	-	-	-	0	0	0
29 Acute poliomyelitis (080)	-	-	-	0	0	0	-	-	-	0	0	0
30 Acute infectious encephalitis (082)	-	-	-	0	0	0	-	-	-	0	0	0
31 Smallpox (084)	-	-	-	0	0	0	-	-	-	0	0	0
32 Measles (085)	-	-	-	0	0	0	-	-	-	0	0	0
33 Typhus and other rickettsial diseases (100-103, 105-108)	-	-	-	0	0	0	-	-	-	0	0	0
34 Rocky Mountain spotted fever (104)	-	-	-	0	0	0	-	-	-	0	0	0
35 Malaria (110-117)	-	-	-	0	0	0	-	-	-	0	0	0
36 All other diseases classified as infective and parasitic (030-039, 041-044, 049, 052-054, 059-074, 081, 083, 086-096, 120-138)	-	-	-	0	0	0	1	-	1	28.6	0	142.9
37 Malignant neoplasms, including neoplasms of lymphatic and haematopoietic tissues (140-205)	7	2	5	90.9	40.0	185.2	1	1	-	28.6	35.7	0
38 Benign and unspecified neoplasms (210-239)	-	-	-	0	0	0	-	-	-	0	0	0
39 Diabetes mellitus (260)	2	-	2	26.0	0	74.1	-	-	-	0	0	0
40 Pellagra (281)	-	-	-	0	0	0	-	-	-	0	0	0
41 Anemias (290-293)	-	-	-	0	0	0	-	-	-	0	0	0
42 Vascular lesions affecting central nervous system (330-334)	24	14	10	311.7	280.0	370.4	2	2	-	57.1	71.4	0
43 Nonmeningococcal meningitis (340)	-	-	-	0	0	0	-	-	-	0	0	0
44 Rheumatic fever (400-402)	1	-	1	13.0	0	37.0	-	-	-	0	0	0
45 Heart diseases (410-443)	19	14	5	246.8	280.0	185.2	14	13	1	400.0	464.3	142.9
46 Hypertension without mention of heart (444-447)	1	-	1	13.0	0	37.0	2	1	1	57.1	35.7	142.9
47 Influenza and pneumonia (480-483, 490-493)	-	-	-	0	0	0	2	2	-	57.1	71.4	0
48 Bronchitis (500-502)	-	-	-	0	0	0	-	-	-	0	0	0
49 Ulcer of stomach and duodenum (540, 541)	-	-	-	0	0	0	-	-	-	0	0	0
50 Appendicitis (550-553)	-	-	-	0	0	0	-	-	-	0	0	0
51 Intestinal obstruction and hernia (560, 561, 570)	-	-	-	0	0	0	-	-	-	0	0	0
52 Gastritis, duodenitis, enteritis and colitis (except diarrhea of the newborn) (543, 571, 572)	1	-	1	13.0	0	37.0	-	-	-	0	0	0
53 Cirrhosis of liver (581)	-	-	-	0	0	0	1	1	-	28.6	35.7	0
54 Nephritis and nephrosis (590-594)	1	-	1	13.0	0	37.0	1	1	-	28.6	35.7	0
55 Hyperplasia of prostate (610)	-	-	-	0	0	0	-	-	-	0	0	0
56 Complications of pregnancy, childbirth and the puerperium (640-652, 670-689)	-	-	-	0	0	0	-	-	-	0	0	0
57 Congenital malformations (750-759)	1	-	1	13.0	0	37.0	-	-	-	0	0	0
58 Birth injuries, postnatal asphyxia and atelectasis (760-762)	4	2	2	51.9	40.0	74.1	1	1	-	28.6	35.7	0
59 Infection of the newborn (763-768)	-	-	-	0	0	0	-	-	-	0	0	0
60 Other diseases peculiar to early infancy, and immaturity unqualified (769-776)	2	-	2	26.0	0	74.1	-	-	-	0	0	0
61 Senility, without mention of psychosis (794)	-	-	-	0	0	0	-	-	-	0	0	0
62 Ill-defined and unknown causes (780-793, 795)	-	-	-	0	0	0	1	-	-	0	0	0
63 Motor vehicle accidents (E810-E835)	2	2	-	26.0	40.0	0	1	1	-	28.6	35.7	0
64 All other accidents (E800-E802, E840-E962)	3	1	2	39.0	20.0	74.1	3	3	-	85.7	107.1	0
65 Suicide (E963, E970-E979)	-	-	-	0	0	0	-	-	-	0	0	0
66 Homicide (E964, E980-E985)	3	-	3	39.0	0	111.1	1	-	1	28.6	0	142.9
67 All other diseases (residual)	6	4	2	77.9	80.0	74.1	-	-	-	0	0	0

TABLE XIV-C VITAL STATISTICS, BY CITY, BY RACE, GEORGIA, 1961  
POPULATION 2,500-9,999

ITEM	WASHINGTON						WAYNESBORO						
	Number			Rate or Ratio *			Number			Rate or Ratio *			
	Total	White	Non-White	Total	White	Non-White	Total	White	Non-White	Total	White	Non-White	
1 Estimated population as of July 1	4,500	2,100	2,400				5,400	2,600	2,800				1
<b>LIVE BIRTHS</b>													
2 Total	96	25	71	21.3	11.9	29.6	133	47	86	24.6	18.1	30.7	2
3 Delivered in hospital	91	24	67	94.8%	96.0%	94.4%	87	47	40	65.4%	100.0%	46.5%	3
4 Delivered in home by physician	5	1	4	5.2%	4.0%	5.6%	5	—	5	3.8%	0%	5.8%	4
5 Delivered in home by midwife	—	—	—	0%	0%	0%	41	—	41	30.8%	0%	47.7%	5
6 Other deliveries	—	—	—	0%	0%	0%	—	—	—	0%	0%	0%	6
7 Immature births	14	1	13	145.8	40.0	183.1	13	4	9	97.7	85.1	104.7	7
8 Live births to unwed mothers	22	—	22	229.2	0	309.9	37	1	36	278.2	21.3	418.6	8
<b>FETAL DEATHS</b>													
9 Total	1	—	1	10.4	0	14.1	3	—	3	22.6	0	34.9	9
10 Under 20 weeks gestation	—	—	—	0	0	0	—	—	—	0	0	0	10
11 20-27 weeks gestation	—	—	—	0	0	0	1	—	1	7.5	0	11.6	11
12 28 weeks and more	1	—	1	10.4	0	14.1	2	—	2	15.0	0	23.3	12
13 Unknown length of gestation	—	—	—	0	0	0	—	—	—	0	0	0	13
<b>DEATHS</b>													
14 Total, all ages	55	20	35	222.2	952.4	1458.3	65	25	40	203.7	961.5	1428.6	14
15 Under 1 year	7	1	6	72.9	40.0	84.5	6	2	4	45.1	42.6	46.5	15
16 Under 28 days	4	1	3	41.7	40.0	42.3	3	2	1	22.6	42.6	11.6	16
17 Deaths from immaturity	2	—	2	20.8	0	28.2	1	—	1	7.5	0	11.6	17
18 1-4 years **	1	—	1	—	—	—	—	—	—	—	—	—	18
19 Maternal deaths	—	—	—	0	0	0	—	—	—	0	0	0	19
<b>CAUSE OF DEATH</b>													
20 Tuberculosis, all forms (001-019)	1	—	1	22.2	0	41.7	—	—	—	0	0	0	20
21 Syphilis and its sequelae (020-029)	—	—	—	0	0	0	—	—	—	0	0	0	21
22 Typhoid fever (040)	—	—	—	0	0	0	—	—	—	0	0	0	22
23 Dysentery, all forms (045-048)	—	—	—	0	0	0	—	—	—	0	0	0	23
24 Scarlet fever (050)	—	—	—	0	0	0	—	—	—	0	0	0	24
25 Streptococcal sore throat (051)	—	—	—	0	0	0	—	—	—	0	0	0	25
26 Diphtheria (055)	—	—	—	0	0	0	—	—	—	0	0	0	26
27 Whooping cough (056)	—	—	—	0	0	0	—	—	—	0	0	0	27
28 Meningococcal infections (057)	—	—	—	0	0	0	—	—	—	0	0	0	28
29 Acute poliomyelitis (080)	—	—	—	0	0	0	—	—	—	0	0	0	29
30 Acute infectious encephalitis (082)	—	—	—	0	0	0	—	—	—	0	0	0	30
31 Smallpox (084)	—	—	—	0	0	0	—	—	—	0	0	0	31
32 Measles (085)	—	—	—	0	0	0	—	—	—	0	0	0	32
33 Typhus and other rickettsial diseases (100-103, 105-108)	—	—	—	0	0	0	—	—	—	0	0	0	33
34 Rocky Mountain spotted fever (104)	—	—	—	0	0	0	—	—	—	0	0	0	34
35 Malaria (110-117)	—	—	—	0	0	0	—	—	—	0	0	0	35
36 All other diseases classified as infective and parasitic (030-039, 041-044, 049, 052-054, 059-074, 081, 083, 086-096, 120-138)	1	—	1	22.2	0	41.7	—	—	—	0	0	0	36
37 Malignant neoplasms, including neoplasms of lymphatic and haematopoietic tissues (140-205)	5	2	3	111.1	95.2	125.0	5	2	3	92.6	76.9	107.1	37
38 Benign and unspecified neoplasms (210-239)	—	—	—	0	0	0	—	—	—	0	0	0	38
39 Diabetes mellitus (260)	1	1	—	22.2	47.6	0	2	2	—	37.0	76.9	0	39
40 Pellagra (281)	—	—	—	0	0	0	—	—	—	0	0	0	40
41 Anemias (290-293)	—	—	—	0	0	0	—	—	—	0	0	0	41
42 Vascular lesions affecting central nervous system (330-334)	8	5	3	177.8	238.1	125.0	17	5	12	314.8	192.3	428.6	42
43 Nonmeningococcal meningitis (340)	—	—	—	0	0	0	—	—	—	0	0	0	43
44 Rheumatic fever (400-402)	—	—	—	0	0	0	—	—	—	0	0	0	44
45 Heart diseases (410-443)	18	6	12	400.0	285.7	500.0	18	8	10	333.3	307.7	357.1	45
46 Hypertension without mention of heart (444-447)	1	—	1	22.2	0	41.7	—	—	—	0	0	0	46
47 Influenza and pneumonia (480-483, 490-493)	3	1	2	66.7	47.6	83.3	2	—	2	37.0	0	71.4	47
48 Bronchitis (500-502)	—	—	—	0	0	0	1	—	1	18.5	0	35.7	48
49 Ulcer of stomach and duodenum (540, 541)	—	—	—	0	0	0	—	—	—	0	0	0	49
50 Appendicitis (550-553)	—	—	—	0	0	0	—	—	—	0	0	0	50
51 Intestinal obstruction and hernia (560, 561, 570)	—	—	—	0	0	0	—	—	—	0	0	0	51
52 Gastritis, duodenitis, enteritis and colitis (except diarrhea of the newborn) (543, 571, 572)	1	—	1	22.2	0	41.7	—	—	—	0	0	0	52
53 Cirrhosis of liver (581)	—	—	—	0	0	0	—	—	—	0	0	0	53
54 Nephritis and nephrosis (590-594)	—	—	—	0	0	0	—	—	—	0	0	0	54
55 Hyperplasia of prostate (610)	—	—	—	0	0	0	—	—	—	0	0	0	55
56 Complications of pregnancy, childbirth and the puerperium (640-652, 670-689)	—	—	—	0	0	0	—	—	—	0	0	0	56
57 Congenital malformations (750-759)	1	1	—	22.2	47.6	0	—	—	—	0	0	0	57
58 Birth injuries, postnatal asphyxia and atelectasis (760-762)	1	—	1	22.2	0	41.7	1	1	—	18.5	38.5	0	58
59 Infection of the newborn (763-768)	—	—	—	0	0	0	—	—	—	0	0	0	59
60 Other diseases peculiar to early infancy, and immaturity unqualified (769-776)	2	—	2	44.4	0	83.3	2	1	1	37.0	38.5	35.7	60
61 Senility, without mention of psychosis (794)	1	—	1	22.2	0	41.7	—	—	—	0	0	0	61
62 Ill-defined and unknown causes (780-793, 795)	—	—	—	0	0	0	1	—	1	18.5	0	35.7	62
63 Motor vehicle accidents (E810-E835)	—	—	—	0	0	0	1	1	—	18.5	38.5	0	63
64 All other accidents (E800-E802, E840-E962)	6	2	4	133.3	95.2	166.7	3	2	1	55.6	76.9	35.7	64
65 Suicide (E963, E970-E979)	—	—	—	0	0	0	—	—	—	0	0	0	65
66 Homicide (E964, E980-E985)	—	—	—	0	0	0	1	—	1	18.5	0	35.7	66
67 All other diseases (residual)	5	2	3	111.1	95.2	125.0	11	3	8	203.7	115.4	285.7	67

TABLE XIV-C VITAL STATISTICS, BY CITY, BY RACE, GEORGIA, 1961  
POPULATION 2,500- 9,999

ITEM	WEST POINT						WINDER						
	Number			Rate or Ratio *			Number			Rate or Ratio *			
	Total	White	Non-White	Total	White	Non-White	Total	White	Non-White	Total	White	Non-White	
1. Estimated population as of July 1	4,700	2,300	2,400				5,700	4,700	1,000				1
<b>LIVE BIRTHS</b>													
2 Total	103	36	67	21.9	15.7	27.9	153	119	34	26.8	25.3	34.0	2
3 Delivered in hospital	86	36	50	83.5%	100.0%	74.6%	153	119	34	100.0%	100.0%	100.0%	3
4 Delivered in home by physician	2	-	2	1.9%	0%	3.0%	-	-	-	0%	0%	0%	4
5 Delivered in home by midwife	15	-	15	14.6%	0%	22.4%	-	-	-	0%	0%	0%	5
6 Other deliveries	-	-	-	0%	0%	0%	-	-	-	0%	0%	0%	6
7 Immature births	11	2	9	106.8	55.6	134.3	19	13	6	124.2	109.2	176.5	7
8 Live births to unwed mothers	25	-	25	242.7	0	373.1	9	1	8	58.8	8.4	235.3	8
<b>FETAL DEATHS</b>													
9 Total	-	-	-	0	0	0	5	2	3	32.7	16.8	88.2	9
10 Under 20 weeks gestation	-	-	-	0	0	0	1	-	1	6.5	0	29.4	10
11 20-27 weeks gestation	-	-	-	0	0	0	-	-	-	0	0	0	11
12 28 weeks and more	-	-	-	0	0	0	4	2	2	26.1	16.8	58.8	12
13 Unknown length of gestation	-	-	-	0	0	0	-	-	-	0	0	0	13
<b>DEATHS</b>													
14 Total, all ages	58	23	35	234.0	1000.0	1458.3	69	60	9	210.5	276.6	900.0	14
15 Under 1 year	4	1	3	38.8	27.8	44.8	7	5	2	45.8	42.0	58.8	15
16 Under 28 days	2	1	1	19.4	27.8	14.9	5	5	-	32.7	42.0	0	16
17 Deaths from immaturity	-	-	-	0	0	0	-	-	-	0	0	0	17
18 1-4 years **	2	-	2	-	-	-	-	-	-	0	0	0	18
19 Maternal deaths	-	-	-	0	0	0	-	-	-	0	0	0	19
<b>CAUSE OF DEATH</b>													
20 Tuberculosis, all forms (001-019)	-	-	-	0	0	0	-	-	-	0	0	0	20
21 Syphilis and its sequelae (020-029)	-	-	-	0	0	0	-	-	-	0	0	0	21
22 Typhoid fever (040)	-	-	-	0	0	0	-	-	-	0	0	0	22
23 Dysentery, all forms (045-048)	-	-	-	0	0	0	-	-	-	0	0	0	23
24 Scarlet fever (050)	-	-	-	0	0	0	-	-	-	0	0	0	24
25 Streptococcal sore throat (051)	-	-	-	0	0	0	-	-	-	0	0	0	25
26 Diphtheria (055)	-	-	-	0	0	0	-	-	-	0	0	0	26
27 Whooping cough (056)	-	-	-	0	0	0	-	-	-	0	0	0	27
28 Meningococcal infections (057)	-	-	-	0	0	0	-	-	-	0	0	0	28
29 Acute poliomyelitis (080)	-	-	-	0	0	0	-	-	-	0	0	0	29
30 Acute infectious encephalitis (082)	-	-	-	0	0	0	-	-	-	0	0	0	30
31 Smallpox (084)	-	-	-	0	0	0	-	-	-	0	0	0	31
32 Measles (085)	1	-	1	21.3	0	41.7	-	-	-	0	0	0	32
33 Typhus and other rickettsial diseases (100-103, 105-108)	-	-	-	0	0	0	-	-	-	0	0	0	33
34 Rocky Mountain spotted fever (104)	-	-	-	0	0	0	-	-	-	0	0	0	34
35 Malaria (110-117)	-	-	-	0	0	0	-	-	-	0	0	0	35
36 All other diseases classified as infective and parasitic (030-039, 041-044, 049, 052-054, 059-074, 081, 083, 086-096, 120-138)	2	-	2	42.6	0	83.3	-	-	-	0	0	0	36
37 Malignant neoplasms, including neoplasms of lymphatic and haematopoietic tissues (140-205)	9	5	4	191.5	217.4	166.7	5	5	-	87.7	106.4	0	37
38 Benign and unspecified neoplasms (210-239)	-	-	-	0	0	0	-	-	-	0	0	0	38
39 Diabetes mellitus (260)	-	-	-	0	0	0	1	1	-	17.5	21.3	0	39
40 Pellagra (281)	-	-	-	0	0	0	-	-	-	0	0	0	40
41 Anemias (290-293)	-	-	-	0	0	0	-	-	-	0	0	0	41
42 Vascular lesions affecting central nervous system (330-334)	10	2	8	212.8	87.0	333.3	10	6	4	175.4	127.7	400.0	42
43 Nonmeningococcal meningitis (340)	-	-	-	0	0	0	-	-	-	0	0	0	43
44 Rheumatic fever (400-402)	-	-	-	0	0	0	-	-	-	0	0	0	44
45 Heart diseases (410-443)	24	11	13	510.6	478.3	541.7	33	31	2	578.9	659.6	200.0	45
46 Hypertension without mention of heart (444-447)	1	-	1	21.3	0	41.7	1	1	-	17.5	21.3	0	46
47 Influenza and pneumonia (480-483, 490-493)	2	-	2	42.6	0	83.3	1	-	1	17.5	0	100.0	47
48 Bronchitis (500-502)	-	-	-	0	0	0	-	-	-	0	0	0	48
49 Ulcer of stomach and duodenum (540, 541)	-	-	-	0	0	0	-	-	-	0	0	0	49
50 Appendicitis (550-553)	-	-	-	0	0	0	-	-	-	0	0	0	50
51 Intestinal obstruction and hernia (560, 561, 570)	-	-	-	0	0	0	1	1	-	17.5	21.3	0	51
52 Gastritis, duodenitis, enteritis and colitis (except diarrhea of the newborn) (543, 571, 572)	-	-	-	0	0	0	-	-	-	0	0	0	52
53 Cirrhosis of liver (581)	-	-	-	0	0	0	-	-	-	0	0	0	53
54 Nephritis and nephrosis (590-594)	-	-	-	0	0	0	1	1	-	17.5	21.3	0	54
55 Hyperplasia of prostate (610)	-	-	-	0	0	0	-	-	-	0	0	0	55
56 Complications of pregnancy, childbirth and the puerperium (640-652, 670-689)	-	-	-	0	0	0	-	-	-	0	0	0	56
57 Congenital malformations (750-759)	1	1	-	21.3	43.5	0	1	1	-	17.5	21.3	0	57
58 Birth injuries, postnatal asphyxia and atelectasis (760-762)	1	-	1	21.3	0	41.7	1	1	-	17.5	21.3	0	58
59 Infection of the newborn (763-768)	-	-	-	0	0	0	1	1	-	17.5	21.3	0	59
60 Other diseases peculiar to early infancy, and immaturity unqualified (769-776)	1	-	1	21.3	0	41.7	2	1	1	35.1	21.3	100.0	60
61 Senility, without mention of psychosis (794)	-	-	-	0	0	0	-	-	-	0	0	0	61
62 Ill-defined and unknown causes (780-793, 795)	-	-	-	0	0	0	-	-	-	0	0	0	62
63 Motor vehicle accidents (E810-E835)	2	1	1	42.6	43.5	41.7	2	2	-	35.1	42.6	0	63
64 All other accidents (E800-E802, E840-E962)	-	-	-	0	0	0	1	1	-	17.5	21.3	0	64
65 Suicide (E963, E970-E979)	-	-	-	0	0	0	2	1	1	35.1	21.3	100.0	65
66 Homicide (E964, E980-E985)	-	-	-	0	0	0	1	1	-	17.5	21.3	0	66
67 All other diseases (residual)	4	3	1	85.1	130.4	41.7	5	5	-	87.7	106.4	0	67

\*Rates and ratios: live births are per 1,000 estimated population; deaths all ages and deaths by cause of death are per 100,000 estimated population; maternal deaths per 10,000 live births and all other rates are per 1,000 live births.

\*\*No rate can be computed on deaths in 1 - 4 years age group by county or city because estimated population for that age group is not available.

TABLE XV - NUMBER OF PHYSICIANS IN PRIVATE PRACTICE AND AVERAGE NUMBER OF PERSONS PER PHYSICIAN, BY COUNTY, GEORGIA, JANUARY 1, 1962

County	Number Physicians	Average Number Persons Per Physician*	County	Number Physicians	Average Number Persons Per Physician*
TOTAL	2,670	1,476	Jeff Davis	6	1,500
Appling	8	1,688	Jefferson	10	1,750
Atkinson	3	2,100	Jenkins	2	4,650
Bacon	4	2,125	Johnson	3	2,700
Baker	-	...	Jones	1	8,600
Baldwin	11	2,027	Lamar	5	2,040
Banks	-	...	Lanier	2	2,550
Barrow	7	2,100	Laurens	15	2,087
Bartow	8	3,725	Lee	1	6,200
Ben Hill	6	2,267	Liberty	3	4,000
Berrien	4	3,025	Lincoln	1	5,900
Bibb	140	1,020	Long	1	3,900
Bleckley	3	3,267	Lowndes	40	1,178
Brantley	2	3,000	Lumpkin	3	2,467
Brooks	7	2,200	Macon	4	3,390
Bryan	2	3,150	Madison	2	5,700
Bulloch	15	1,627	Marion	1	5,500
Burke	8	2,575	McDuffie	7	1,829
Butts	4	2,250	McIntosh	1	6,400
Calhoun	3	2,467	Meriwether	9	2,200
Camden	6	1,683	Miller	3	2,367
Candler	2	3,400	Mitchell	8	2,475
Carroll	24	1,532	Monroe	3	3,500
Catoosa	9	2,389	Montgomery	4	1,600
Charlton	3	1,800	Morgan	7	1,471
Chatham	164	1,097	Murray	5	2,120
Chattahoochee	-	...	Muscogee	116	1,246
Chattooga	7	2,900	Newton	9	2,344
Cherokee	9	2,589	Oconee	-	...
Clarke	42	1,079	Oglethorpe	1	7,900
Clay	2	2,300	Paulding	3	4,433
Clayton	10	4,870	Peach	8	1,750
Clinch	3	2,200	Pickens	5	1,820
Cobb	76	1,582	Pierce	4	2,425
Coffee	10	2,220	Pike	2	3,600
Colquitt	19	1,816	Polk	15	1,913
Columbia	1	13,700	Pulaski	5	1,660
Cook	5	2,380	Putnam	3	2,600
Coveta	16	1,794	Quitman	-	...
Crawford	1	5,900	Rabun	4	1,900
Crisp	8	2,238	Randolph	3	3,667
Dade	2	4,400	Richmond	150	800
Dawson	-	...	Rockdale	4	2,675
Decatur	11	2,164	Schley	1	3,200
DeKalb	124	2,180	Screven	5	2,980
Dodge	6	2,767	Seminole	5	1,360
Dooly	3	3,833	Spalding	34	1,071
Doupherty	43	1,740	Stephens	15	1,240
Douglas	4	4,250	Stewart	3	2,433
Early	7	1,886	Sumter	15	1,647
Echols	-	...	Talbot	1	7,000
Effingham	2	5,150	Taliaferro	-	...
Elbert	9	2,000	Tattnall	6	2,250
Emanuel	7	2,571	Taylor	4	2,075
Evans	2	3,500	Telfair	7	1,686
Fannin	5	2,740	Terrell	4	3,200
Fayette	2	4,150	Thomas	31	1,123
Floyd	48	1,415	Tift	14	1,700
Forsyth	7	1,771	Toombs	13	1,315
Franklin	7	1,900	Towns	2	2,300
Fulton	727	773	Treutlen	3	1,967
Gilmer	4	2,250	Troup	37	1,289
Glascock	1	2,700	Turner	4	2,125
Glynn	43	953	Twiggs	1	8,000
Gordon	8	2,438	Union	3	2,200
Grady	7	2,600	Upson	14	1,721
Greene	6	1,867	Walker	17	2,847
Gwinnett	13	3,492	Walton	8	2,600
Habersham	12	1,542	Ware	27	1,263
Hall	32	1,609	Warren	3	2,433
Hancock	3	3,333	Washington	10	1,890
Haralson	6	2,450	Wayne	8	2,300
Harris	4	2,800	Webster	-	...
Hart	4	3,825	Wheeler	-	...
Heard	2	2,700	White	5	1,420
Henry	2	8,950	Whitfield	26	1,692
Houston	16	2,431	Wilcox	3	2,633
Irwin	4	2,325	Wilkes	7	1,571
Jackson	7	2,686	Wilkinson	4	2,325
Jasper	3	2,033	Worth	4	4,225

\* Based on Estimated Population of Georgia as of July 1, 1961  
... Not applicable

SOURCE: Georgia Department of Public Health  
Medical Directory of Georgia  
January 1, 1962

TABLE XVI-A - ESTIMATED POPULATION, URBAN AND RURAL, BY RACE, BY COUNTY AND CITY,  
GEORGIA, JULY 1, 1961

Area	Total	White	Nonwhite	Area	Total	White	Nonwhite
STATE TOTAL	4,006,500	2,867,500	1,139,000	Dade	8,800	8,700	100
URBAN 1	1,976,500	1,329,600	646,900	Dawson	3,700	3,700	0
RURAL	2,030,000	1,537,900	492,100	Decatur	23,800	13,100	10,700
STATE TOTAL CIVILIAN	3,940,000	2,811,000	1,129,000	Bainbridge	12,900	7,900	5,000
Appling	13,500	10,400	3,100	DeKalb	270,300	248,100	22,200
Baxley	4,400	3,000	1,400	Atlanta (Total)	496,100	301,000	195,100
Atkinson	6,300	4,500	1,800	(Pt. DeKalb County)	43,000	36,100	6,900
Bacon	8,500	7,400	1,100	(Pt. Fulton County)	453,100	264,900	188,200
Alma	3,500	2,900	600	Chamblee	7,100	7,100	0
Baker	4,600	1,900	2,700	Decatur	23,100	19,900	3,200
Baldwin 2	22,300	13,400	8,900	Doraville	4,700	4,400	300
Milledgeville	11,400	6,300	5,100	Dodge	16,600	12,000	4,600
Milledgeville St. Hosp.	11,900	7,300	4,600	Eastman	5,100	3,800	1,300
Banks	6,500	6,100	400	Dooley	11,500	5,500	6,000
Barrow	14,700	12,100	2,600	Dougherty	74,800	48,600	26,200
Winder	5,700	4,700	1,000	Albany	58,300	37,400	20,900
Bartow	29,800	25,400	4,400	Douglas	17,000	14,500	2,500
Cartersville	8,800	6,900	1,900	Douglasville	4,600	3,300	1,300
Ben Hill	13,600	9,100	4,500	Villa Rica (Total)	3,500	2,800	700
Fitzgerald	8,900	5,500	3,400	(Pt. Douglas County)	200	---	---
Berrien	12,100	10,300	1,800	(Pt. Carroll County)	3,300	---	---
Nashville	4,200	3,300	900	Early	13,200	6,300	6,900
Bibb	142,800	93,100	49,700	Blakely	3,600	2,200	1,400
Macon	122,900	77,400	45,500	Echols	1,900	1,400	500
Bleckley	9,800	7,000	2,800	Effingham	10,300	6,800	3,500
Cochran	4,800	3,300	1,500	Elbert	18,000	11,900	6,100
Brantley	6,000	5,200	800	Elberton	7,300	4,900	2,400
Brooks	15,400	7,900	7,500	Emanuel	18,000	12,100	5,900
Quitman	5,100	2,600	2,500	Swainsboro	6,000	3,800	2,200
Bryan	6,300	4,000	2,300	Evans	7,000	4,400	2,600
Bulloch	24,400	15,400	9,000	Claxton	2,800	2,000	800
Statesboro	8,500	5,900	2,600	Fannin	13,700	13,700	0
Burke	20,600	7,000	13,600	Fayette	8,300	5,900	2,400
Waynesboro	5,400	2,600	2,800	Floyd 2	67,900	57,900	10,000
Butts	9,000	4,800	4,200	Rome	32,300	24,600	7,700
Jackson	2,500	1,400	1,100	Batley Hospital	900	500	400
Calhoun	7,400	2,600	4,800	Forsyth	12,400	12,400	0
Camden	10,100	6,100	4,000	Franklin	13,300	11,800	1,500
St. Mary's	3,400	2,600	800	Fulton	561,700	359,900	201,800
Candler	6,800	4,400	2,400	Atlanta (Total)	496,100	301,000	195,100
Carroll	38,200	30,900	7,300	(Pt. Fulton County)	453,100	264,900	188,200
Carrollton	11,100	8,600	2,500	(Pt. DeKalb County)	43,000	36,100	6,900
Villa Rica (Total)	3,500	2,800	700	College Park	24,100	20,100	4,000
(Pt. Carroll County)	3,300	---	---	(Pt. Fulton County)	15,600	---	---
(Pt. Douglas County)	200	---	---	(Pt. Clayton County)	8,500	---	---
Catoosa	21,500	21,200	300	East Point	36,000	31,200	4,800
Charlton	5,400	3,700	1,700	Hapeville	10,400	10,400	0
Chatham	178,200	115,600	62,600	Roswell	3,100	2,700	400
Garden City	5,400	3,900	1,500	Gilmer	9,000	9,000	0
Port Wentworth	3,700	3,500	200	Clascock	2,700	1,900	800
Savannah	139,700	87,000	52,700	Glynn	41,000	29,400	11,600
Chattahoochee	1,200	600	600	Brunswick	22,300	13,200	9,100
Chattooga	20,300	18,400	1,900	Gordon	19,500	18,300	1,200
Summerville	4,800	4,000	800	Calhoun	3,600	3,000	600
Cherokee	23,300	22,400	900	Grady	18,200	11,500	6,700
Clarke	45,300	33,800	11,500	Cairo	7,600	4,400	3,200
Athens	31,100	22,000	9,100	Greene	11,200	5,300	5,900
Clay	4,600	1,700	2,900	Greensboro	2,800	1,600	1,200
Clayton	48,700	44,300	4,400	Gwinnett	45,400	41,900	3,500
College Park (Total)	24,100	20,100	4,000	Buford	4,300	3,200	1,100
(Pt. Clayton County)	8,500	---	---	Lawrenceville	3,900	3,300	600
(Pt. Fulton County)	15,600	---	---	Habersham	18,500	17,600	900
Forest Park	14,600	13,300	1,300	Cornelia	2,900	2,600	300
Jonesboro	3,100	2,400	700	Hall	51,500	45,900	5,600
Clinch	6,600	4,100	2,500	Gainesville	16,800	12,900	3,900
Homerville	2,700	1,700	1,000	Hancock	10,000	2,500	7,500
Cobb	120,200	112,700	7,500	Haralson	14,700	13,500	1,200
Marietta	27,500	23,900	3,600	Bremen	3,200	3,000	200
Smyrna	10,600	10,600	0	Tallapoosa	2,800	2,500	300
Coffee	22,200	16,200	6,000	Harris	11,200	5,100	6,100
Douglas	9,000	6,300	2,700	West Point (Total)	4,700	2,300	2,400
Colquitt	34,500	26,100	8,400	(Pt. Harris County)	600	---	---
Moultrie	16,100	10,600	5,500	(Pt. Troup County)	4,100	---	---
Columbia	13,700	8,900	4,800	Hart	15,300	11,800	3,700
Cook	11,900	8,400	3,500	Hartwell	4,600	3,500	1,100
Adel	4,400	2,700	1,700	Heard	5,400	4,200	1,200
Coweta	28,700	18,300	10,400	Henry	17,900	10,300	7,600
Newnan	12,400	7,200	5,200	Houston	38,900	30,600	8,300
Crawford	5,900	2,500	3,400	Perry	6,200	3,300	2,900
Crisp	17,900	10,300	7,600	Warner Robins	19,400	18,100	1,300
Cordele	10,700	5,300	5,400	Irwin	9,300	5,800	3,500
				Ocilla	3,200	1,600	1,600
				Jackson	18,800	16,400	2,400
				Commerce	3,600	3,100	500
				Jasper	6,100	2,800	3,300

TABLE XVI-A - ESTIMATED POPULATION, URBAN AND RURAL, BY RACE, BY COUNTY AND CITY,  
GEORGIA, JULY 1, 1961 (CONT'D)

Area	Total	White	Nonwhite	Area	Total	White	Nonwhite
Jeff Davis	9,000	7,200	1,800	Schley	3,200	1,400	1,800
Hazlehurst	3,800	2,800	1,000	Screven	14,900	7,100	7,800
Jefferson	17,500	7,600	3,900	Sylvania	3,500	1,900	1,600
Jenkins	9,300	4,700	4,600	Seminole	6,800	4,200	2,600
Millen	3,700	2,000	1,700	Donalsonville	2,700	1,600	1,100
Johnson	8,100	5,400	2,700	Spalding	36,400	26,400	10,000
Jones	8,600	4,300	4,300	Griffin	22,100	14,800	7,300
Lamar	10,200	6,200	4,000	Stephens	18,600	16,100	2,500
Barnesville	5,000	2,900	2,100	Toccoa	7,400	5,600	1,800
Lanier	5,100	3,600	1,500	Stewart	7,300	2,100	5,200
Laurens	31,300	20,000	11,300	Sumter	24,700	11,700	13,000
Dublin	14,100	8,700	5,400	Americus	13,700	6,900	6,800
Lee	6,200	2,300	3,900	Talbot	7,000	2,100	4,900
Liberty	12,000	6,300	5,700	Taliaferro	3,400	1,300	2,100
Hinesville	3,300	2,700	600	Tattnall 2	13,500	9,800	3,700
Lincoln	5,900	3,000	2,900	Glennville	2,800	2,100	700
Long	3,900	2,600	1,300	Georgia State Prison	2,700	1,300	1,400
Lowndes	47,100	32,000	15,100	Taylor	8,300	4,300	4,000
Valdosta	30,800	20,100	10,700	Telfair	11,800	7,800	4,000
Lumpkin	7,400	7,300	100	McRae	2,800	1,800	1,000
Dahlonega	2,600	2,500	100	Terrell	12,800	4,500	8,300
Macon	13,200	4,900	8,300	Dawson	5,200	2,100	3,100
Montezuma	3,800	1,600	2,200	Thomas	34,800	20,600	14,200
Madison	11,400	9,300	2,100	Thomasville	18,500	10,500	8,000
Marion	5,500	2,200	3,300	Tift	23,800	16,800	7,000
McDuffie	12,800	7,400	5,400	Tifton	10,100	8,600	1,500
Thomson	4,600	3,100	1,500	Toombs	17,100	12,300	4,800
McIntosh	6,400	2,700	3,700	Lyons	3,300	2,200	1,100
Meriwether	19,800	10,000	9,800	Vidalia	7,700	5,000	2,700
Manchester	4,200	3,000	1,200	Towns	4,800	4,600	0
Miller	7,100	5,000	2,100	Treutlen	5,900	4,000	1,900
Mitchell	19,800	9,700	10,100	Troup	47,700	32,200	15,500
Camilla	4,900	2,000	2,900	Hopansville	3,700	2,200	1,500
Pelham	4,700	2,600	2,100	LaGrange	24,000	16,100	7,900
Monroe	10,500	5,500	5,000	West Point (Total)	4,700	2,300	2,400
Forsyth	3,700	2,100	1,600	(Pt. Troup County)	4,100	---	---
Montgomery	6,400	3,800	2,600	(Pt. Harris County)	600	---	---
Morgan	10,300	5,400	4,900	Turner	8,500	5,400	3,100
Madison	2,700	1,300	1,400	Ashburn	3,300	1,900	1,400
Murray	10,600	10,500	100	Twigg	8,000	3,200	4,800
Muscookee	144,500	106,400	38,100	Union	6,600	6,600	0
Columbus	124,500	90,200	34,300	Upson	24,100	17,400	6,700
Newton	21,100	13,900	7,200	Thomaston	9,600	7,500	2,100
Covington	8,300	4,500	3,800	Walker	42,400	45,800	2,600
Oconee	6,300	4,900	1,400	LaFayette	5,700	5,200	500
Oglethorpe	7,900	4,400	3,500	Rossville	4,800	4,800	0
Paulding	13,300	12,100	1,200	Walton	20,800	14,600	6,200
Peach	14,000	5,800	8,200	Monroe	7,000	5,000	2,000
Fort Valley	8,500	3,300	5,200	Ware	34,100	25,600	8,500
Pickens	3,100	8,700	400	Waycross	21,300	13,900	7,400
Pierce	3,700	7,600	2,100	Warren	7,300	2,700	4,600
Pike	7,200	4,000	3,200	Washington	18,900	8,100	10,800
Polk	28,700	24,100	4,600	Sandersville	5,500	2,300	3,200
Cedartown	9,500	8,000	1,500	Wayne	18,400	14,500	3,900
Rockmart	4,000	3,400	600	Jesup	7,500	5,200	2,300
Pulaski	8,300	4,700	3,600	Webster	3,300	1,200	2,100
Hawkinsville	4,000	2,300	1,700	Wheeler	5,300	3,600	1,700
Putnam	7,800	3,600	4,200	White	7,100	6,800	300
Eatonton	3,700	1,700	2,000	Whitfield	44,000	42,100	1,900
Quitman	2,400	900	1,500	Dalton	18,200	16,400	1,800
Rabun	7,600	7,500	100	Wilcox	7,900	5,300	2,600
Randolph	11,000	4,200	6,800	Wilkes	11,000	5,400	5,600
Cuthbert	4,300	1,600	2,700	Washington	4,500	2,100	2,400
Richmond 2	120,000	793,000	40,700	Wilkinson	3,300	4,800	4,500
Augusta	70,400	38,700	31,700	Worth	16,300	8,600	6,100
Georgia Training School for Mental Defectives	1,400	1,400	0	Sylvester	3,700	2,000	1,700
Rockdale	10,700	7,800	2,900				
Conyers	3,000	1,800	1,200				

## Notes:

- The urban population is the total of the estimates for all incorporated places shown above plus the military population of the state.
  - Population of state institutions is excluded from county totals but is included in both state totals.
- Cities in more than one county show only total population by race. No race breakdown is available on the separate parts, except for Atlanta.
- Military population is excluded from county totals but is included in the over-all state total.

Source: Georgia Department of Public Health, Biostatistics Service.

TABLE XVI-B - ESTIMATED POPULATION BY RACE, SEX AND AGE, GEORGIA, JULY 1, 1961  
(State Totals Include Military Population)

Age Group	Total	White			Nonwhite		
		Total	Male	Female	Total	Male	Female
Total, all ages	4,006,500	2,867,500	1,416,600	1,450,900	1,139,000	540,400	598,600
Under 1 year	98,100	63,700	32,300	31,400	34,400	17,100	17,300
1 - 4 years	381,200	250,600	128,200	122,400	130,600	65,000	65,600
5 - 9 years	447,100	294,000	150,000	144,000	153,100	76,300	76,800
10 - 14 years	418,200	283,900	144,500	139,400	134,300	67,200	67,100
15 - 24 years	612,400	435,100	221,500	213,600	177,300	86,700	90,600
25 - 34 years	516,300	389,400	192,800	196,600	126,900	57,200	69,700
35 - 44 years	513,300	390,300	192,600	197,700	123,000	55,400	67,600
45 - 54 years	432,500	322,400	159,200	163,200	110,100	50,700	59,400
55 - 64 years	291,900	218,900	102,600	116,300	73,000	32,500	40,500
65 - 74 years	198,000	145,600	63,700	81,900	52,400	22,200	30,200
75 - 84 years	81,400	62,100	25,000	37,100	19,300	8,200	11,100
85 years and over	16,100	11,500	4,200	7,300	4,600	1,900	2,700

J.F.  
206,500  
304,200  
266,300  
265,300

TABLE XVII - TOTAL POPULATION BY CENSUS YEARS BY AGE AND RACE, GEORGIA, 1920-1960

Age	Number					Per Cent Distribution				
	1960	1950	1940	1930	1920	1960	1950	1940	1930	1920
<b>Total</b>										
Total, all ages	3,943,116	3,444,578	3,123,723	2,908,506	2,895,832	100.0	100.0	100.0	100.0	100.0
Under 5 years	471,901	422,486	313,122	316,404	363,229	11.9	12.3	10.0	10.9	12.5
5 - 14 years	851,848	666,501	644,065	692,770	747,685	21.6	19.3	20.6	23.9	25.8
15 - 24 years	602,765	567,999	633,048	622,962	580,363	15.3	16.5	20.3	21.4	20.0
25 - 44 years	1,013,165	1,005,559	897,303	744,444	737,099	25.7	29.2	28.7	25.6	25.5
45 - 64 years	712,776	562,378	477,471	416,804	362,405	18.1	16.3	15.3	14.3	12.5
65 years & over	290,661	219,655	158,714	113,278	102,111	7.4	6.4	5.1	3.9	3.5
Not reported	-	-	-	1,844	2,340	0	0	0	0.1	0.1
<b>White</b>										
Total, all ages	2,817,223	2,380,577	2,038,278	1,837,021	1,689,114	100.0	100.0	100.0	100.0	100.0
Under 5 years	308,752	276,321	193,741	200,353	217,864	11.0	11.6	9.5	10.9	12.9
5 - 14 years	567,780	431,958	401,814	427,296	423,031	20.2	18.1	19.8	23.3	25.0
15 - 24 years	427,490	385,584	403,636	376,348	323,636	15.2	16.2	19.8	20.5	19.2
25 - 44 years	766,114	722,534	597,165	482,449	443,295	27.2	30.4	29.3	26.3	26.2
45 - 64 years	531,801	409,754	336,232	271,590	214,251	18.9	17.2	16.5	14.8	12.7
65 years & over	215,286	154,426	105,690	78,022	65,896	7.6	6.5	5.1	4.2	3.9
Not reported	-	-	-	963	1,141	0	0	0	0.1	0.1
<b>Nonwhite</b>										
Total, all ages	1,125,893	1,064,001	1,085,445	1,071,485	1,206,718	100.0	100.0	100.0	100.0	100.0
Under 5 years	163,149	146,165	119,381	116,051	145,365	14.5	13.7	11.0	10.8	12.0
5 - 14 years	284,068	234,543	242,251	265,474	324,654	25.2	22.0	22.3	24.8	26.9
15 - 24 years	175,275	182,415	229,412	246,614	256,727	15.6	17.1	21.1	23.0	21.3
25 - 44 years	247,051	283,025	300,138	261,995	293,804	21.9	26.6	27.7	24.5	24.3
45 - 64 years	180,975	152,624	141,239	145,214	148,154	16.1	14.3	13.0	13.6	12.3
65 years & over	75,375	65,229	53,024	35,256	36,215	6.7	6.1	4.9	3.3	3.0
Not reported	-	-	-	881	1,799	0	0	0	0.1	0.1

Source: U.S. Census 1920, 1930, 1940, 1950, 1960.



TABLE XVIII - MARRIAGES BY RACE, BY COUNTY OF APPLICATION AND DIVORCES AND ANNULMENTS BY COUNTY OF OCCURRENCE, GEORGIA, 1961

County	Marriages				Divorces	Annulments
	Total	White	Nonwhite	Unknown	Total	Total
TOTAL	52,062	42,335	9,655	72	9,483	38
Appling	169	140	29	-	34	-
Atkinson	97	81	16	-	11	-
Bacon	89	77	12	-	26	-
Baker	39	28	11	-	5	-
Baldwin	166	98	68	-	54	-
Banks	57	55	2	-	-	-
Barrow	103	87	15	1	21	1
Bartow	219	189	28	2	61	1
Ben Hill	157	96	61	-	30	-
Berrien	111	99	12	-	28	-
Bibb	1,067	748	318	1	412	-
Bleckley	77	59	18	-	18	-
Brantley	1,262	1,235	23	4	14	-
Brooks	191	104	87	-	17	-
Bryan	62	40	21	1	8	-
Bulloch	211	107	104	-	15	-
Burke	113	36	77	-	36	-
Butts	82	41	41	-	1	-
Calhoun	49	24	25	-	2	-
Camden	1,907	1,705	201	1	29	-
Candler	80	48	32	-	6	-
Carroll	326	257	69	-	63	1
Catoosa	2,553	2,396	155	2	47	-
Charlton	3,169	2,886	282	1	17	-
Chatham	1,107	752	354	1	830	1
Chattahoochee	352	306	45	1	-	-
Chattooga	233	213	19	1	40	-
Cherokee	258	246	6	6	44	-
Clarke	412	292	120	-	102	-
Clay	56	30	26	-	2	-
Clayton	357	316	41	-	39	-
Clinch	101	82	19	-	6	-
Cobb	713	651	60	2	320	-
Coffee	267	223	41	3	72	1
Colquitt	317	259	56	2	62	-
Columbia	40	30	10	-	14	-
Cook	130	99	31	-	45	-
Coweta	307	184	123	-	46	-
Crawford	59	36	23	-	5	-
Crisp	183	110	73	-	12	-
Dade	2,627	2,581	46	-	9	-
Dawson	150	150	-	-	3	-
Decatur	925	694	231	-	32	1
DeKalb	1,706	1,546	160	-	706	2
Dodge	124	97	27	-	16	-
Dooly	88	42	46	-	10	-
Dougherty	662	458	204	-	263	1
Douglas	357	319	35	3	2	-
Early	119	78	40	1	16	-
Echols	180	153	27	-	3	-
Effingham	73	49	24	-	5	-
Elbert	187	149	33	5	9	-
Emanuel	157	94	63	-	6	-
Evans	90	61	28	1	4	-
Fannin	231	230	-	1	32	-
Fayette	118	88	30	-	9	-
Floyd	594	500	94	-	185	1
Forsyth	85	81	-	4	-	-
Franklin	132	123	9	-	11	-
Fulton	5,555	3,721	1,834	-	1,636	6
Gilmer	123	122	-	1	2	-
Glascocok	51	18	33	-	4	-
Glynn	431	350	80	1	151	-
Gordon	182	166	16	-	33	1
Grady	308	221	87	-	20	-
Greene	81	36	45	-	20	-
Gwinnett	420	396	24	-	16	-
Habersham	169	166	3	-	-	-
Hall	317	293	24	-	118	-
Hancock	70	7	63	-	7	-
Haralson	1,320	1,302	18	-	48	2
Harris	89	58	31	-	9	-
Hart	604	582	21	1	2	-
Heard	105	91	13	1	5	-
Henry	178	125	53	-	29	-
Houston	251	197	54	-	90	1
Irwin	65	49	16	-	3	-
Jackson	162	135	25	2	26	-
Jasper	39	16	23	-	2	-

TABLE XVIII - MARRIAGES BY RACE, BY COUNTY OF APPLICATION AND DIVORCES AND ANNULMENTS BY COUNTY OF OCCURRENCE, GEORGIA, 1961 (CONT.)

County	Marriages				Divorces Total	Annulments Total
	Total	White	Nonwhite	Unknown		
Jeff Davis	87	76	11	-	18	-
Jefferson	79	44	34	1	28	-
Jenkins	70	31	39	-	11	-
Johnson	73	53	20	-	18	-
Jones	66	35	31	-	3	-
Lamar	100	64	36	-	5	-
Lanier	56	48	8	-	15	-
Laurens	347	215	132	-	70	-
Lee	64	35	29	-	7	-
Liberty	94	60	34	-	25	-
Lincoln	71	71	-	-	5	-
Long	51	35	16	-	6	-
Lowndes	849	690	159	-	135	1
Lumpkin	66	66	-	-	5	-
Macon	113	52	61	-	11	-
Madison	69	59	10	-	21	-
Marion	22	12	9	1	2	-
McDuffie	64	34	29	1	25	-
McIntosh	50	36	14	-	12	-
Meriwether	117	63	54	-	22	-
Miller	137	125	12	-	17	-
Mitchell	238	119	118	1	39	-
Monroe	51	34	17	-	2	-
Montgomery	72	53	19	-	12	-
Morgan	87	47	40	-	9	-
Murray	299	294	5	-	9	-
Muscogee	1,327	1,084	243	-	756	3
Newton	202	138	64	-	51	1
Oconee	59	52	7	-	6	-
Oglethorpe	51	37	14	-	2	-
Paulding	409	387	22	-	15	-
Peach	133	60	73	-	36	-
Pickens	81	79	2	-	13	-
Pierce	277	246	31	-	14	-
Pike	48	27	21	-	3	-
Polk	263	230	32	1	57	1
Pulaski	99	60	38	1	17	-
Putnam	66	42	24	-	6	-
Quitman	39	14	25	-	1	-
Rabun	123	121	1	1	6	-
Randolph	76	39	37	-	12	2
Richmond	488	435	53	-	729	2
Rockdale	259	208	51	-	10	1
Schley	41	19	22	-	1	-
Screven	77	37	39	1	21	-
Seminole	1,027	905	122	-	12	-
Spalding	368	288	80	-	87	-
Stephens	193	181	12	-	32	-
Stewart	53	18	35	-	2	-
Sumter	185	91	88	6	48	-
Talbot	53	20	33	-	3	-
Taliaferro	18	9	9	-	5	-
Tattall	106	80	25	1	6	-
Taylor	76	41	34	1	7	-
Telfair	145	107	38	-	25	-
Terrell	101	33	68	-	14	-
Thomas	506	353	151	2	103	-
Tift	284	208	76	-	25	-
Toombs	179	141	38	-	47	1
Towns	52	52	-	-	1	-
Treutlen	35	28	7	-	5	-
Troup	454	339	115	-	104	1
Turner	78	49	28	1	10	-
Twiggs	184	115	69	-	6	-
Union	158	157	1	-	6	-
Upson	233	175	58	-	13	-
Walker	1,823	1,685	136	2	47	2
Walton	160	120	40	-	81	1
Ware	404	344	60	-	38	-
Warren	20	8	12	-	79	1
Washington	100	43	56	1	7	-
Wayne	267	217	50	-	14	2
Webster	12	4	8	-	44	-
Wheeler	30	20	10	-	1	-
White	65	64	1	-	6	-
Whitfield	324	319	5	-	2	-
Wilcox	57	42	15	-	128	-
Wilkes	61	42	19	-	6	-
Wilkinson	67	46	21	-	24	-
Worth	301	216	85	-	8	-

TABLE XIX - MARRIAGES BY AGE OF BRIDE AND GROOM, GEORGIA, 1961

Age of Bride	Total	14 & Under	15	16	17	18-19	20-24	25-29	30-39	40-49	50-59	60-69	70 & Over	Not Stated
Total	52,062	-	9	74	1,097	7,909	21,861	7,503	6,621	3,554	1,837	1,193	398	6
13 & under	17	-	1	1	1	9	5	-	-	-	-	-	-	-
14	542	-	2	12	85	238	168	23	9	3	1	-	1	-
15	1,469	-	4	15	203	598	565	62	18	2	1	-	-	1
16	2,787	-	-	26	296	1,137	1,143	149	30	6	-	-	-	-
17	3,636	-	1	7	254	1,336	1,798	185	46	9	-	-	-	-
18 - 19	14,231	-	1	13	230	3,927	8,627	1,125	274	24	6	2	-	-
20 - 24	14,483	-	-	-	27	624	8,543	3,579	1,452	215	34	9	-	2
25 - 29	4,443	-	-	-	1	31	789	1,579	1,614	369	45	13	2	-
30 - 39	5,207	-	-	-	-	7	202	732	2,588	1,304	288	76	10	-
40 - 49	3,119	-	-	-	-	1	12	64	555	1,380	812	256	39	-
50 - 59	1,439	-	-	-	-	-	-	4	31	219	583	498	103	1
60 - 69	570	-	-	-	-	-	-	-	1	22	62	304	180	1
70 & over	99	-	-	-	-	-	-	-	-	-	3	33	62	-
Not stated	2	-	-	-	-	-	-	-	-	1	-	1	-	-
Unknown	18	-	-	-	-	1	9	1	2	-	2	1	1	1

