


Property Of:
Georgia Department of Human
Resources
Division of Public Health
Health Assessment Services
Do Not Remove

Georgia

Vital
Statistics

1960



Department of Public Health

47 TRINITY AVE.

ATLANTA, GEORGIA

VITAL STATISTICS

GEORGIA

1960

DEPARTMENT OF PUBLIC HEALTH

STATE OF GEORGIA

ATLANTA

650 - 12 - 61

TABLE OF CONTENTS

	Page
SYMBOLS USED IN THIS REPORT.....	vi
INTRODUCTION.....	vii
SOME FACTORS INFLUENCING VITAL STATISTICS.....	viii-xi
Sources of data.....	viii
Completeness of registration.....	viii-ix
Accuracy and completeness of reporting items on certificates..	x
Socio-economic status.....	x
Population, race and age trends.....	x
Average age at death.....	xi
Military events.....	xi
DISCUSSION OF 1960 STATISTICS.....	xii-xx
Population.....	xii
Physicians.....	xii
Marriages and divorces.....	xii-xiii
Fetal deaths.....	xiii
Live births.....	xiv-xv
Births to unwed mothers.....	xv
Immature births.....	xvi
Deaths from immaturity.....	xvi-xvii
Infant deaths.....	xvii
Neonatal deaths.....	xvii
Maternal deaths.....	xviii
Deaths all ages.....	xviii-xix
Deaths by age groups.....	xix-xx

FIGURES

Figure	Page
1. Live birth rates adjusted for underregistration, Georgia 1940-1960.....	ix
2. Live birth and death rates, by race, Georgia, 1925-1960.....	xi
3. Immature birth rates, 1947-1960 and death rates from immaturity by race, Georgia, 1925-1960.....	xvi
4. Infant and neonatal death rates by race, Georgia, 1925-1960.	xvii
5. Maternal death ratio by race, Georgia, 1925-1960.....	xviii

TEXT TABLES

Table	Page
1. Estimates of birth registration completeness, by place of occurrence, Georgia, 1940-1960.....	viii
2. Population by race and residence, Georgia, April 1, 1950, April 1, 1960 and July 1, 1960.....	xii
3. Marriages by residence of bride and groom, Georgia, 1960.....	xiii
4. Fetal deaths by race, place of occurrence, attendant and length of gestation, Georgia, 1960.....	xiii
5. Live birth rates, Georgia, 1940-1960.....	xv
6. Death rates per 100,000 population for Georgia and United States and death rates adjusted for age and race, Georgia, 1950-1960....	xix

GENERAL TABLES

I. Selected vital events, number and rate and per cent occurring in hospitals by race, urban and rural, Georgia, 1960.....	1
II. Deaths, all causes, number and rate per 1,000 population by race, age and sex, Georgia, 1960.....	1
III. Summary of selected vital statistics, Georgia, 1927-1960.....	2-3
IV. Live births by age of parents, Georgia, 1960.....	4
V. Live births to unwed mothers, number and rate per 1,000 live births, by age of mother, Georgia, 1960.....	4
VI-A. Important causes of death, number and rate per 100,000 population, in specified age groups, by race, Georgia, 1960.....	5-8
VI-B. Important causes of death, number and per cent, in specified age groups, Georgia, 1960 (Charts).....	9-11
VII. Deaths from heart diseases by type, by age, Georgia, 1960.....	12
VIII. Deaths from cancer, by site, race, and sex, Georgia, 1960.....	12

GENERAL TABLES (Cont.)

Table	Page
IX. Maternal deaths, number and ratio per 10,000 live births by race, Georgia, 1960.....	13
X. Infant deaths, number and rate per 1,000 live births by race, sex and age, Georgia, 1960.....	13
XI. Infant deaths, number and rate per 1,000 live births by race, by cause, Georgia, 1960.....	14
XII. Accidental deaths, number and rate, by type of accident, by age, Georgia, 1960.....	15
XIII. Vital statistics, by county and race, Georgia, 1960.....	16-95
XIV-A. Vital statistics, by cities with population of 75,000 or more, Georgia, 1960.....	96-97
XIV-B. Vital statistics, by cities with population of 10,000-74,999, Georgia, 1960.....	98-112
XIV-C. Vital statistics, by cities with population of 2,500-9,999, Georgia, 1960.....	113-153
XV. Number of physicians in private practice and average number of persons per physician, by county, Georgia, January 1, 1961	154
XVI-A. Estimated population, urban and rural, by race, by county and city, Georgia, July 1, 1960.....	155-156
XVI-B. Estimated population by race, sex and age, Georgia, July 1, 1960.....	157
XVII. Total population by census years by age and race, Georgia, 1920-1960.....	157
XVIII. Marriages, divorces, and annulments, by county of application, by race, Georgia, 1960.....	158-159
XIX. Marriages by age of bride and groom, Georgia, 1960.....	160

SYMBOLS USED IN THIS REPORT

- Quantity is zero in frequency table
- Data not available
- ... Rate or per cent not applicable
- 0.0 Rate or per cent more than zero but less than 0.05
- 0 Quantity is zero in rate table

INTRODUCTION

This report has been prepared annually since 1947. The format has varied from year to year as efforts are made to present the material in the most useful and concise manner. In 1953, a format which has proved useful over a period of years was introduced and is followed very closely in this report.

Most data for a county or city are together in one table. Counties are in alphabetical sequence and cities are in alphabetical sequence within population size groups. Detailed state data are included for the current year as well as several historical series for 1926-1960.

Most tabulations are based on births, deaths, fetal deaths, marriages and divorces recorded in the Vital Records Service and known births and deaths of Georgia residents which occurred outside of Georgia. Unless specifically stated otherwise, all data on births, deaths and fetal deaths are allocated to place of residence. Marriages are tabulated by place of issuance of licenses and divorces by place in which divorce is granted.

Population estimates and number of physicians by county are also included in this report.

Additional copies of most of the tables and more detailed tabulations of these and other health statistics are available. Address correspondence to:

Georgia Department of Public Health
Biostatistics Service
47 Trinity Avenue, S. W.
Atlanta 3, Georgia

SOME FACTORS INFLUENCING VITAL STATISTICS

Sources of data

The data contained in this report are obtained primarily from certificates of births, deaths, fetal deaths, reports of divorces and annulments and the marriage registry. Population estimates are compiled in the Biostatistics Service using births, deaths, and school enrollment figures as a measure of increase or decrease and the latest census count as a base. (Copies of these estimates with a description of method used are available upon request.)

Completeness of registration

In connection with the Census of Population Reports of 1940 and 1950, tests were made to determine the completeness of birth registration in each state. The 1950 test showed 94.6% of Georgia's births to be registered. The percentage of completeness varies from county to county and in some instances accounts for differences in rates which can result in misinterpretations of health statistics.

Estimates of completeness of birth registration for 1950-1960 are shown in Table 1. Percentage completeness of registration by race and place of delivery in 1950 was applied to reported births to obtain estimates for 1951-1960. The estimated increase since 1950 is due primarily to the increase in the proportion of births delivered in hospitals.

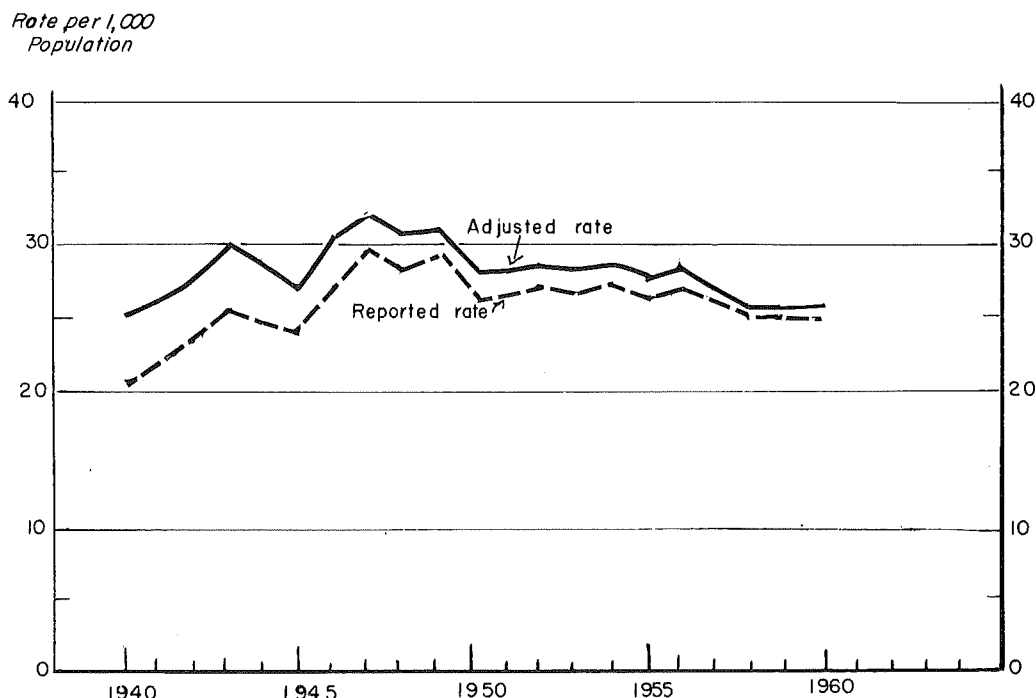
TABLE 1 - ESTIMATES OF BIRTH REGISTRATION COMPLETENESS, BY PLACE OF OCCURRENCE, GEORGIA, 1950-1960

<u>Year</u>	<u>Per Cent Completeness</u>
1950	94.6*
1951	95.1
1952	95.5
1953	95.7
1954	96.0
1955	96.2
1956	96.3
1957	96.4
1958	96.5
1959	96.6
1960	96.7

* Results of birth registration completeness tests

Figure 1 shows live birth rates before and after correction for under registration.

Figure 1
**LIVE BIRTH RATES ADJUSTED FOR
UNDERREGISTRATION, GEORGIA,
1940-1960**



Very little study has been made on completeness of registration of other vital events. However, the statistics on these events do show certain indications concerning the quality of reporting.

It is felt that death registration, in general, is more complete than birth registration since it is necessary to file a death certificate in order to receive a burial permit. Completeness of death registration is probably poorest for infants who die soon after birth.

Fetal deaths are probably grossly underreported in Georgia. An increasing amount of attention is being focused on the relationship of late fetal and early infant deaths, and adequate analysis requires good reporting.

County ordinaries are required to report marriages to the Vital Records Service and completeness of reporting is believed to be good. Clerks of the Superior Courts are required by law to report divorces and annulments to the Vital Records Service.

Accuracy and completeness of reporting items on certificates

The accuracy and completeness of the reporting of events determine to a great extent the quality of statistics regarding such events.

Unanswered items on certificates result in "unknown" quantities which cannot be interpreted in the analysis of the data, and erroneously answered items create a bias in the data which will affect any conclusions made.

One of the most serious problems in birth and death registration is the allocation of data to urban or rural residence. When a residence is outside the corporate limits of a city and the city is shown as the address, the residence is classified as urban unless the person completing the certificate indicates that the residence is outside the city. This results in an over-allocation of events to urban areas with an under-allocation to rural areas. This should be considered in analyzing rural and urban differences.

Socio-economic status

The socio-economic status of a population affects vital statistics in various ways.

Georgia's population is younger and includes a larger proportion of nonwhites than the United States as a whole. The average number of years of school completed and per capita incomes in Georgia have been lower than United States figures for many years.

Population, race and age trends

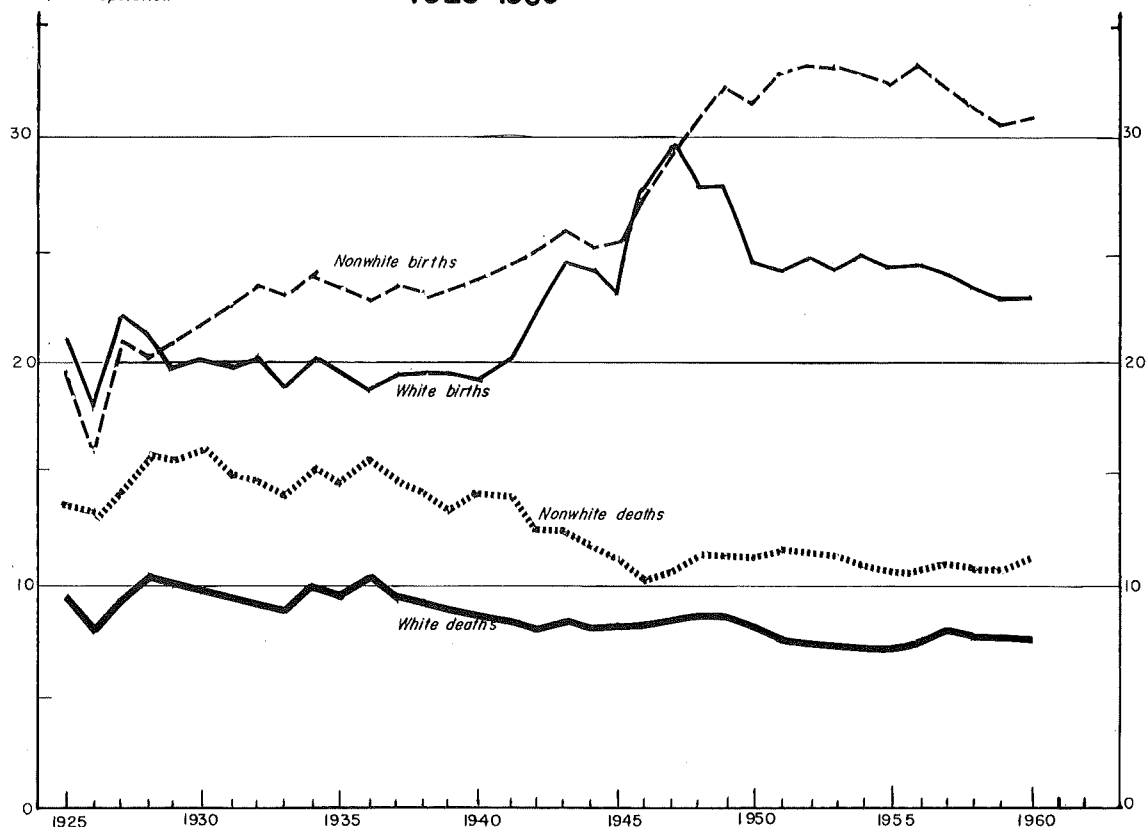
Georgia's recent population growth has been primarily among the white people. Since 1900, the nonwhite population has increased by only 8.8%, while the white population has risen 138.5%. The racial composition has changed from 53.2% white in 1900 to 71.4% in 1960 according to reports of the U.S. Census Bureau.

The urban segment of the population has increased 529.4% since 1900. As of the 1960 Census, the urban part of the Georgia population comprised 55.3% of the total, compared to 15.6% in 1900. The white urban part has changed from 8.4% in 1900 to 38.9% in 1960, and the nonwhite urban part from 7.2% in 1900 to 16.4% in 1960.

A change has also been taking place in the age composition of Georgia's population. Whereas the 1900 population was predominantly (62.6%) under 25 years of age, only 48.9% of the 1960 population was under 25 years. Those 65 years or over form 7.4% of the 1960 Census population, over twice the percentage for 1900. These changes are due to the net increase in population, 1900-1960, being distributed 31.1% under 25 years, 56.0% 25-64 years, and 12.9% 65 years and over.

The basic factor of Georgia's population growth is natural increase (the excess of births over deaths), which amounted to 64,369 persons for the year 1960. Figure 2 illustrates live birth and death rates, by race, for Georgia, 1925-1960. The difference between these two rates for a race is its rate of natural increase.

Figure 2
**LIVE BIRTH AND DEATH RATES BY RACE, GEORGIA,
 1925-1960**
 Rate per 1,000 Population



Average age at death

Life expectancy for the population as a whole has more than doubled since 1900 when the average age at death was only 27.2 years. At the end of the next 40 years (1940) the span increased to 47.9 years and by 1960 had reached 57.0, an increase in the last 20 years of 9.1 years of life.

Military events

Vital events occurring on military reservations are included in state totals but excluded from county totals. The counties affected most by this procedure are Chattahoochee, Liberty, Muscogee and Richmond.

DISCUSSION OF 1960 STATISTICS

Population

The estimated population for Georgia, July 1, 1960, shows an increase of 14.8% over the Census figures for Georgia, April 1, 1950. Approximately 88% of this increase occurred in the white population. (See Table 2)

The population for July 1, 1959, used in calculating rates for the 1959 data was over-estimated. This must be taken into consideration when analyzing 1959 rates.

Fifty-five per cent of nonwhite and 45.7% of white population was urban July 1, 1960, comparing with 43.7% and 39.1% respectively in 1950. Total urban was 48.4% in 1960 and 40.5% in 1950.

TABLE 2 - POPULATION BY RACE AND RESIDENCE, GEORGIA, 1950 AND 1960 CENSUSES, AND JULY 1, 1960

	Total Population			Urban*		Rural	
	Total	White	Nonwhite	White	Nonwhite	White	Nonwhite
Estimate							
July 1, 1960	3,955,500	2,828,100	1,127,400	1,293,300	620,200	1,534,800	507,200
% Change Since 1950 Census	14.8	18.8	6.0	39.0	33.3	5.8	-15.3
U.S. Census							
April 1, 1960	3,943,116	2,817,223	1,125,893	1,285,332	617,099	1,531,891	508,794
% Change Since 1950 Census	14.5	18.3	5.8	38.2	32.6	5.6	-15.0
U.S. Census							
April 1, 1950	3,444,578	2,380,577	1,064,001	930,199	465,335	1,450,378	598,666

* Urban consists of the population of incorporated places of 2,500 or more plus military personnel stationed in the state.

SOURCE: U.S. Census figures based on Census Bureau Reports

Physicians

As of December 31, 1960, there were 3,408 physicians located in Georgia. Of this number, 2,649 were engaged in private practice, 520 were institutional physicians, 67 were in public health and 172 were retired. There were 1,466 civilian persons for each physician in private practice. County totals for physicians in private practice are shown in Table XV, page 154.

Marriages and divorces

The 49,448 marriages reported in Georgia in 1960 is an increase of 520 over the 48,928 reported in 1959. However, the rate of 12.5 per 1,000 population is only a negligible increase over the 12.3 in 1959.

Table 3 shows marriages occurring in Georgia in 1960, by place of residence of the bride and groom. Approximately 34% of the persons married in Georgia were residents of other states in 1960. This is the same percentage distribution as for 1959.

TABLE 3 - MARRIAGES BY RESIDENCE OF BRIDE AND GROOM, GEORGIA, 1960

Resident of Georgia	Number
Total marriages	49,448
Bride and Groom	30,405
Bride	2,476
Groom	1,357
Neither	15,055
Not stated	155

There were 8,930 divorces including 30 annulments, reported in Georgia in 1960, which is an increase of 321 over the 8,609 reported in 1959. The divorce rate in 1960 was 2.3 per 1,000 population, as compared to 2.1 in 1959.

Fetal deaths

A fetal death is defined as a delivery of any length gestation that shows no sign of life after complete birth. Prior to 1954, only fetal deaths of "20 or more" weeks gestation were recorded, and they were classified as stillbirths.

In 1954, a new procedure was initiated whereby all fetal deaths, regardless of length of gestation, were recorded and so classified. They were grouped according to length of gestation, so that the total of the two fetal death groupings, "20-27 weeks" and "28 weeks and over", corresponds to what was classified as stillbirths prior to 1954.

Table 4 shows the 3,502 fetal deaths reported in 1960 by race, place of occurrence, attendant and length of gestation. Three thousand and fifty-three (87.2%) of the reported fetal deaths occurred in hospitals in 1960 as compared with 3,169 (87.5%) in 1959.

TABLE 4 - FETAL DEATHS BY RACE, PLACE OF OCCURRENCE, ATTENDANT AND LENGTH OF GESTATION, GEORGIA, 1960

Race and Length of Gestation	Total	Hospital				Non-hospital			
		Total	Physician	Midwife	Other	Total	Physician	Midwife	Other
Total	3,502	3,053	3,043	1	9	449	181	203	65
Under 20 weeks	1,465	1,383	1,383	-	-	82	43	30	9
20-27 weeks	540	440	439	-	1	100	42	37	21
28 weeks & over	1,354	1,113	1,105	1	7	241	81	133	27
Unknown	143	117	116	-	1	26	15	3	8
White	2,102	2,066	2,066	-	-	36	27	4	5
Under 20 weeks	1,129	1,118	1,118	-	-	11	11	-	-
20-27 weeks	265	257	257	-	-	8	6	1	1
28 weeks & over	651	638	638	-	-	13	8	3	2
Unknown	57	53	53	-	-	4	2	-	2
Nonwhite	1,400	987	977	1	9	413	154	199	60
Under 20 weeks	336	265	265	-	-	71	32	30	9
20-27 weeks	275	183	182	-	1	92	36	36	20
28 weeks & over	703	475	467	1	7	228	73	130	25
Unknown	86	64	63	-	1	22	13	3	6

Live births

A live born child is one who shows any evidence of life (breathing, heart beat, or movement of voluntary muscles) after complete birth.

A copy of the certificate which has been in use since January 1, 1959, is shown below.

CERTIFICATE OF LIVE BIRTH				State File No. _____	
GEORGIA DEPARTMENT OF PUBLIC HEALTH				Custodian's No. _____	
Division of Vital Records					
THIS CHILD	1. NAME OF CHILD (First) _____ (Middle) _____ (Last) _____		2. SEX MALE <input type="checkbox"/> FEMALE <input type="checkbox"/>		3. WEIGHT OF CHILD AT BIRTH Lbs. Ozs. Grams
	6. THIS BIRTH Single <input type="checkbox"/> Twin <input type="checkbox"/> Triplet <input type="checkbox"/>		7. IF TWIN OR TRIPLET, THIS CHILD BORN 1st <input type="checkbox"/> 2nd <input type="checkbox"/> 3rd <input type="checkbox"/>		4. HOUR OF BIRTH A. M. P. M.
	9. PLACE OF BIRTH—COUNTY _____		10. CITY OR TOWN _____		5. DATE OF BIRTH _____
PLACE OF BIRTH	12. NAME OF HOSPITAL (If Not in a Hospital, Give Street Address or Rural Route—Do Not Give P. O. Box No.) _____				8. IS CHILD ALIVE WHEN REPORT FILED? Yes <input type="checkbox"/> No <input type="checkbox"/>
					11. IN CITY LIMITS? Yes <input type="checkbox"/> No <input type="checkbox"/>
FATHER OF CHILD	13. NAME OF FATHER (First) _____ (Middle) _____ (Last) _____		14. RACE _____		15. AGE AT TIME OF THIS BIRTH _____
	17. USUAL OCCUPATION _____		16. BIRTHPLACE OF FATHER _____		18. KIND OF BUSINESS OR INDUSTRY _____
	19. MAIDEN NAME OF MOTHER (First) _____ (Middle) _____ (Last) _____		20. RACE _____		21. AGE AT TIME OF THIS BIRTH _____
MOTHER OF CHILD	24. PREVIOUS DELIVERIES TO MOTHER (Do Not Include This Birth) _____		22. BIRTHPLACE OF MOTHER _____		23. LENGTH OF PREGNANCY Completed Weeks _____
	NUMBER OF OTHER CHILDREN NOW LIVING _____		NUMBER OF OTHER CHILDREN BORN ALIVE—NOW DEAD _____		NUMBER OF FETAL DEATHS OF ANY GESTATION AGE _____
USUAL RESIDENCE OF MOTHER	25. USUAL RESIDENCE OF MOTHER—City or Town _____		26. COUNTY _____		27. STATE _____
	28. ADDRESS—(Give Street Address or Rural Route Number) _____		29. IN CITY LIMITS? Yes <input type="checkbox"/> No <input type="checkbox"/>		30. IS RESIDENCE ON A FARM? Yes <input type="checkbox"/> No <input type="checkbox"/>
INFORMANT'S SIGNATURE	31. PARENT Sign Here		32. RELATIONSHIP TO INFANT _____		
ATTENDANT'S CERTIFICATION	I hereby certify that this child was born alive on the date stated above.		33. ATTENDANT'S OWN SIGNATURE _____ <input type="checkbox"/> M. D. <input type="checkbox"/> Midwife		
			34. ATTENDANT'S POST OFFICE ADDRESS _____		35. DATE SIGNED _____
LOCAL REGISTRAR	36. LOCAL REGISTRAR'S OWN SIGNATURE _____		37. DATE FILED _____		
AMENDMENTS OR CORRECTIONS	38. DATE OF AMENDMENT OR CORRECTION _____		39. EVIDENCE USED _____		

ADM. 5.1

A form is filed for each live born child in Georgia and the degree of accuracy of the statistics on live births presented in this report is determined by the accuracy of the data on this certificate.

In 1956 there were 102,643 live births recorded as occurring to residents of Georgia, the largest number on record for any one year. The number has declined steadily since that time. However, in 1960 there were 99,707 which is slightly higher than the 99,458 reported for 1959. Table 5 shows live birth rates, 1940-1960, adjusted for incomplete registration, and Figure 1, page ix, graphically illustrates the information in this table.

TABLE 5 - LIVE BIRTH RATES, GEORGIA, 1940-1960

Year	Rate per 1,000 Population	
	Crude	Adjusted for Incomplete Registration
1940	20.7	25.5
1941	21.6	26.2
1942	23.1	27.5
1943	25.1	29.4
1944	24.7	28.5
1945	24.0	27.3
1946	27.4	30.7
1947	29.2	32.2
1948	28.6	31.1
1949	29.0	31.1
1950	26.7	28.2
1951	26.7	28.1
1952	27.3	28.6
1953	27.0	28.2
1954	27.3	28.4
1955	26.8	27.9
1956	27.1	28.1
1957	26.4	27.3
1958	25.4	26.2
1959	25.0	25.9
1960	25.2	26.1

Since 1928, nonwhite birth rates have been consistently higher than white birth rates. From 1928 to 1950, rates for the nonwhite race showed a gradual increase while white rates remained fairly constant from 1928 to 1942 and increased rapidly from 1942 to 1950. The rates for both races leveled off in 1950 and remained fairly constant through 1957 but show a decided decrease since that year.

The white and nonwhite birth rates for 1960 are 22.8 and 31.3, respectively. Birth rates for both races are higher in urban than rural areas (see Table I, page 1).

In 1960, approximately 88% of all live births, 98.9% of the white and 68.2% of the nonwhite, occurred in hospitals. This is an increase of 0.9% over the proportion which was hospital births in 1959, with most of the increase occurring in the nonwhite births (increase of 0.1% in white, 2.1% in nonwhite).

Births to unwed mothers

Prior to 1959, on the medical report the question was asked "Is mother married to father of the child?" For statistical purposes, the answer "no" indicated a birth to an unwed mother. Beginning with 1959, the question is not asked but if the father's name does not appear on the birth certificate the event is statistically classified as a birth to an unwed mother. This change should be taken into consideration when interpreting the 1960 rates. The white and nonwhite rates for 1960 are 18.1 and 238.6 respectively with a total rate of 96.1 per 1,000 live births.

Immature births

An immature birth is defined as the birth of a live born infant with a weight of 5½ pounds (2500 grams) or less. If weight is not specified, a live born infant whose period of gestation is less than 37 weeks is considered immature.

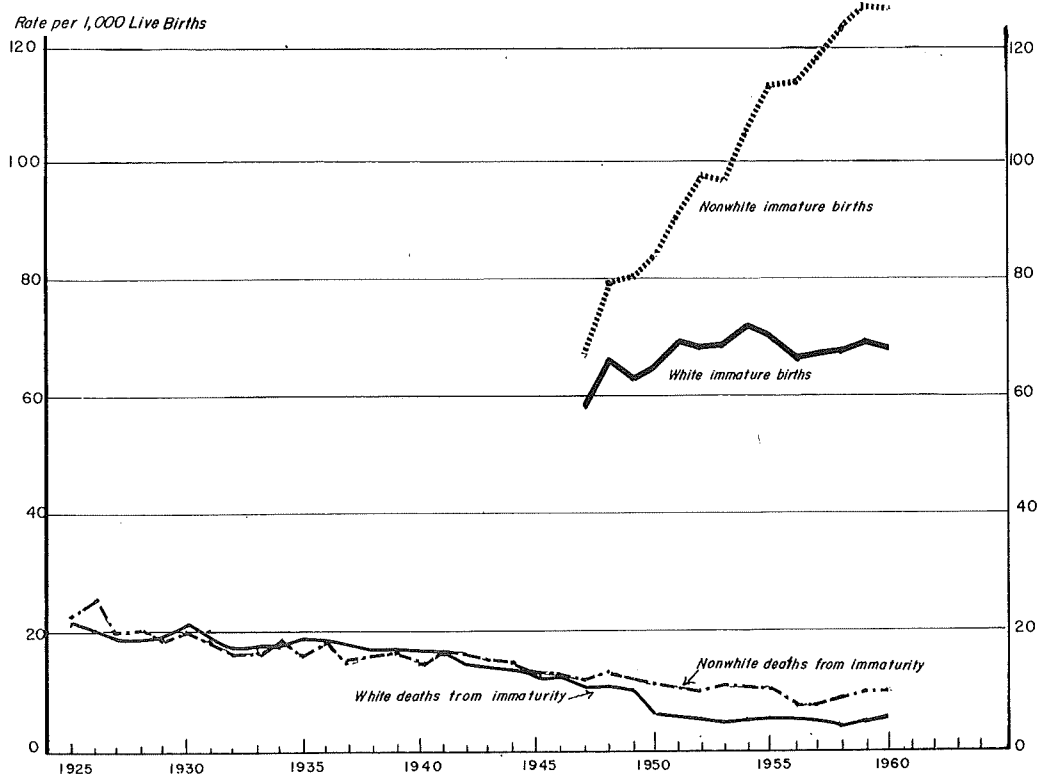
Even though there were 249 more resident births in 1960 than in 1959, there was a decrease in both number and rate in the occurrence of immature births. The number dropped from 8,998 in 1959 to 8,899 in 1960 and the rate per 1,000 live births from 90.5 to 89.3. This is the first time in several years the upward trend has been reversed.

Deaths from immaturity

A death attributed to immaturity is one classified as "Immaturity with mention of other subsidiary causes" or "Immaturity unqualified", Seventh Revision list numbers 774 and 776, respectively.

Figure 3

IMMATURE BIRTH RATES, 1947-1960 AND DEATH RATES FROM IMMATUREITY, BY RACE, GEORGIA, 1925-1960



Immaturity continues to be the leading cause of infant deaths in the state. In 1960, 601 infant deaths were classified as due to immaturity, giving a rate of 6.0 per 1,000 live births. Both the number and rate reveal a very slight increase over those of 1959, with the increase occurring in the white population. Figure 3 shows immature birth rates by race for Georgia 1947-1960 and immature death rates 1925-1960.

Of the remaining 2,681 infant deaths, 715 were assigned to other causes with mention of immaturity. Thus, immaturity was associated with 43.1% of all infant deaths in 1960, as compared to 40.5% in 1959.

Infant deaths

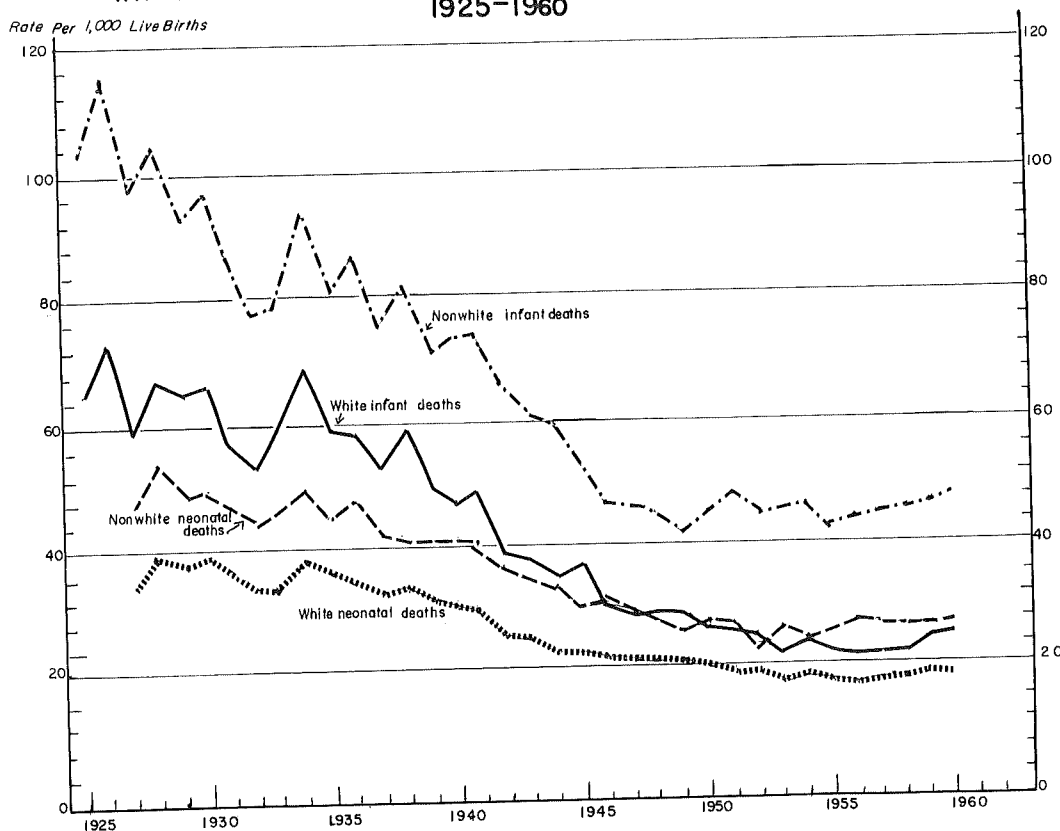
An infant death is any death occurring during the first year of life. There were 3,282 infant deaths recorded for 1960, with a white rate of 24.6 per 1,000 live births and a nonwhite rate of 48.2. The ten leading causes of death in the under-one-year age group remain the same as for the previous four years except that "inflammatory diseases of central nervous system", which was tenth in 1959, dropped out and "other diseases of respiratory system", came back in tenth place.

Neonatal deaths

A neonatal death is any death occurring under 28 days of age. The 2,121 neonatal deaths reported for 1960 comprise 64.6% of the total infant deaths for the year.

While the number of births in Georgia increased, the number of neonatal deaths (2,121) showed a slight decrease from 1959. The rate of 21.3 per 1,000 live births was slightly lower than the 21.4 in 1959. Fifty-one per cent of all neonatal deaths occurred to infants under one day of age. Figure 4 illustrates the trend of infant and neonatal death rates from 1925-1960.

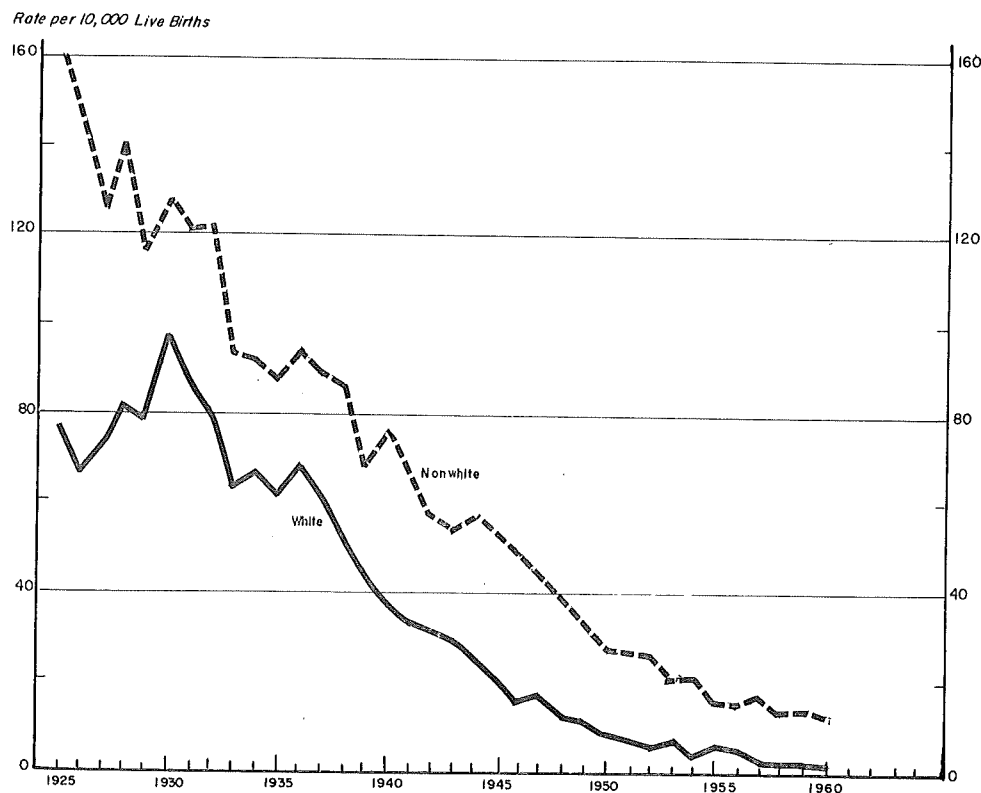
Figure 4
**INFANT AND NEONATAL DEATH RATES BY RACE, GEORGIA,
 1925-1960**



Maternal deaths

A maternal death is a death from complications of pregnancy, childbirth or the puerperium. There were 60 maternal deaths reported for Georgia in 1960. The rate has dropped steadily since 1940, reaching a new low of 6.0 per 10,000 live births in 1960. Figure 5 shows maternal death rates for Georgia since 1925.

Figure 5
MATERNAL DEATH RATIO BY RACE, GEORGIA, 1925-1960

Deaths, all ages

The crude death rate has shown a continuous decrease since 1924 with only slight fluctuations. The rate for 1960 is 8.9 per 1,000 population in comparison with 8.4 for 1959.

Deaths from heart disease, the leading cause of death in the nation as well as in Georgia, increase in number each year. In 1960 there were 11,417 deaths so classified, with a rate of 288.6 per 100,000 population in comparison with the 1959 figures of 10,782 and 270.6 respectively.

The ten leading causes of death in 1960 changed only slightly from those in 1959. Influenza and pneumonia moved up to fourth place, accidents other than motor vehicle accidents dropped to fifth and a new one, respiratory diseases other than tuberculosis, influenza and pneumonia, is in ninth place moving postnatal asphyxia and atelectasis into tenth place. Congenital malformations dropped from the ten leading causes.

Table 6 shows death rates for Georgia adjusted for age and race. The direct method is used with the 1950 United States population as the standard for 1950-1959 and the 1960 United States population for 1960. 1/

TABLE 6 - DEATH RATES PER 100,000 POPULATION FOR GEORGIA AND UNITED STATES - AND DEATH RATES ADJUSTED FOR AGE AND RACE, GEORGIA, 1950-1960

Year	Death Rates						Georgia Rates Adjusted for:		
	United States			Georgia			Age & Race	Age Only	
	Total	White	Nonwhite	Total	White	Nonwhite	Total	White	Nonwhite
1950	963.8	945.7	1119.4	880.6	767.8	1119.1	934.9	910.5	1144.4
1951	966.3	949.3	1110.9	865.0	738.0	1149.2	902.6	872.2	1162.7
1952	961.0	944.4	1101.5	862.1	740.7	1140.0	887.4	857.5	1144.0
1953	958.5	944.5	1076.8	853.3	735.3	1127.5	884.5	855.8	1130.3
1954	918.9	908.3	1007.4	832.1	732.0	1067.8	872.4	849.5	1068.0
1955	930.4	922.2	990.3	825.4	731.5	1044.8	871.4	851.5	1042.4
1956	935.4	928.1	1009.9	832.6	741.9	1049.3	870.4	844.1	1094.9
1957	959.0	948.5	1043.7	864.5	765.8	1102.6	902.8	874.0	1149.7
1958	951.3	942.2	1023.8	845.2	754.0	1067.8	900.5	877.5	1097.1
1959	941.7	935.5	990.4	837.8	743.2	1070.2	893.4	869.2	1100.4
1960	945.7	939.3	995.1	893.0	796.5	1135.2	959.8	937.1	1135.6

Age adjusted death rates for the white race in Georgia are considerably higher than unadjusted rates. On the other hand, nonwhite death rates show little change when adjusted for age. The variations between age adjusted and unadjusted rates are a reflection of difference in the age structure of the population of Georgia as compared with the United States.

Georgia's adjusted rates are not necessarily comparable with any United States rates except those for 1950 and 1960, because of changes in the composition of the population of the United States between the two census years. To be comparable year by year, United States rates would also have to be adjusted to the basis of the 1950 population.

Deaths by age groups

Heart diseases (International List code numbers 410-443) are the leading cause of death in the age groups of 25-44 years, 45-64 years, and 65 years and over.

In the 5-14 years age group the leading cause of death is accidents, excluding motor vehicle accidents. Deaths from these accidents comprise 19% of the deaths in the 1-4 years group and 25% of the 5-14 years group, 19% of the 15-24 years group and fall in the ten leading causes in all the age groups.

Motor vehicle accidents lead the list of causes for the 15-24 years age group, are second in the 5-14 group and third in the 25-44 years age group.

Deaths from all accidents combined are the leading cause of death for all age groups from one through twenty-four years of age.

In 1960, violence (all accidents, homicides and suicides) caused approximately 67% of all the deaths of people 15-24 years of age, and 30% of those 25-44 years old. The high percentage of deaths from violence in the 15-24 years age group can

be partially attributed to the fact that so few in this age group die from diseases. The age specific rate of deaths from violence is lower in this group (81.3 per 100,000 population) than in the 25-44 years age group (94.1 per 100,000 population). (See Tables VI-A and VI-B.)

1/ This method is discussed in Vital Statistics Rates in the United States 1900-1940, pp. 66-69, U. S. Department of Commerce, Bureau of Census, Washington, Government Printing Office, 1943.

GENERAL TABLES

TABLE I - SELECTED VITAL EVENTS, NUMBER, RATE AND PER CENT OCCURRING IN HOSPITALS BY RACE, URBAN AND RURAL, GEORGIA, 1960

Event	State			Urban*			Rural		
	Total Both Races	White	Non-white	Total Both Races	White	Non-white	Total Both Races	White	Non-white
LIVE BIRTHS									
Number	99,707	64,419	35,288	50,769	31,607	19,162	48,938	32,812	16,126
Rate per 1,000 population	25.2	22.8	31.3	26.5	24.4	30.9	24.0	21.4	31.8
% occurring in hospital	88.1	98.9	68.2	93.1	99.6	82.5	82.8	98.3	51.1
DEATHS									
Number	35,324	22,526	12,798	18,662	11,171	7,491	16,662	11,355	5,307
Rate per 1,000 population	8.9	8.0	11.4	9.8	8.6	12.1	8.2	7.4	10.5
% occurring in hospital	50.5	56.7	39.6	54.2	60.5	45.0	46.2	52.9	31.9
FETAL DEATHS									
Number	3,502	2,102	1,400	1,812	1,116	696	1,690	986	704
Ratio per 1,000 live births	35.1	32.6	39.7	35.7	35.3	36.3	34.5	30.0	43.7
% occurring in hospital	87.2	98.3	70.5	91.8	98.5	81.0	82.2	98.1	60.1
MATERNAL DEATHS									
Number	60	12	48	18	3	15	42	9	33
Ratio per 10,000 live births	6.0	1.9	13.6	3.5	0.9	7.8	8.6	2.7	20.5
% occurring in hospital	75.0	100.0	68.8	94.4	100.0	93.3	66.7	100.0	57.6
INFANT DEATHS									
Number	3,282	1,582	1,700	1,643	781	862	1,639	801	838
Rate per 1,000 live births	32.9	24.6	48.2	32.4	24.7	45.0	33.5	24.4	52.0
% occurring in hospital	69.2	86.0	53.5	78.1	90.4	66.9	60.2	81.8	39.6
NEONATAL DEATHS									
Number	2,121	1,187	934	1,117	620	497	1,004	567	437
Rate per 1,000 live births	21.3	18.4	26.5	22.0	19.6	25.9	20.5	17.3	27.1
% occurring in hospital	85.3	96.5	71.2	93.5	98.9	86.7	76.3	93.8	53.5
IMMATURE BIRTHS									
Number	8,899	4,422	4,477	4,960	2,303	2,657	3,939	2,119	1,820
Rate per 1,000 live births	89.3	68.6	126.9	97.7	72.9	138.7	80.5	64.6	112.9
% occurring in hospital	86.3	98.5	74.3	91.3	99.3	84.5	80.0	97.7	59.5
DEATHS FROM IMMATUREITY									
Number	601	302	299	317	164	153	284	138	146
Rate per 1,000 live births	6.0	4.7	8.5	6.2	5.2	8.0	5.8	4.2	9.1
% occurring in hospital	84.9	98.0	71.6	94.3	100.0	88.2	74.3	95.7	54.1
LIVE BIRTHS TO UNWED MOTHERS									
Number	9,587	1,164	8,423	5,509	592	4,917	4,708	572	3,506
Rate per 1,000 live births	96.2	18.1	238.7	108.5	18.7	256.6	96.2	17.4	217.4
% occurring in hospital	65.9	96.0	61.7	77.8	97.8	75.4	43.1	94.1	42.6
FETAL DEATHS TO UNWED MOTHERS									
Number	447	68	379	252	45	207	195	23	172
Ratio per 1,000 live births	4.5	1.1	10.7	5.0	1.4	10.8	4.0	0.7	10.7
% occurring in hospital	67.8	92.6	63.3	75.4	93.3	71.5	57.9	91.3	53.5
MARRIAGES** (Place of application)									
Number	49,448	39,400	9,983	---	---	---	---	---	---
Rate per 1,000 population	12.5	13.9	8.9	---	---	---	---	---	---
DIVORCES AND ANNULMENTS (Place of occurrence)									
Number	8,930	---	---	---	---	---	---	---	---
Rate per 1,000 population	2.3	---	---	---	---	---	---	---	---

* Includes events occurring on military reservations

** Includes 66 of unknown race

TABLE II - DEATHS, ALL CAUSES, NUMBER AND RATE PER 1,000 POPULATION BY RACE, AGE, AND SEX, GEORGIA, 1960

Age Group	Number					Rate per 1,000 Population				
	Total	White		Nonwhite		Total	White		Nonwhite	
		Male	Female	Male	Female		Male	Female	Male	Female
All ages	35,324	13,131	9,395	6,806	5,992	8.9	9.4	6.6	12.7	10.1
Under 1 year	3,282	946	636	984	716	33.9	29.7	20.5	58.2	41.9
1 - 4 years	521	108	104	165	144	1.4	0.9	0.9	2.6	2.2
5 - 14 years	463	168	110	110	75	0.5	0.6	0.4	0.8	0.5
15 - 24 years	739	310	129	202	98	1.2	1.4	0.6	2.4	1.1
25 - 34 years	1,025	367	162	271	225	2.0	1.9	0.8	4.8	3.3
35 - 44 years	2,111	692	380	536	503	4.2	3.6	1.9	9.8	7.5
45 - 54 years	4,257	1,675	654	1,046	882	10.0	10.7	4.1	20.9	15.0
55 - 64 years	6,111	2,332	1,119	1,381	1,279	21.2	23.0	9.7	42.9	31.9
65 - 74 years	7,682	3,127	2,008	1,323	1,224	39.3	49.7	24.9	60.1	40.9
75 - 84 years	6,446	2,547	2,759	553	587	80.1	103.1	75.2	68.3	53.4
85 years & over*	2,687	859	1,334	235	259	170.1	209.5	185.3	130.6	95.9

* Includes 5 with age unknown

TABLE III - SUMMARY OF SELECTED VITAL STATISTICS, GEORGIA, 1927 - 1960
(CONT'D)

Year	Deaths From Immaturity *						Live Births to Unwed Mothers						Neonatal Deaths					
	Number			Rate			Number			Rate			Number			Rate		
	Total	White	Non-white	Total	White	Non-white	Total	White	Non-white	Total	White	Non-white	Total	White	Non-white	Total	White	Non-white
1927	1,194	738	456	19.2	18.8	19.9	4,089	637	3,452	65.7	16.2	150.3	2,439	1,351	1,088	39.2	34.4	47.4
1928	1,159	717	442	19.2	18.8	20.0	3,868	482	3,386	64.2	12.6	153.0	2,694	1,509	1,185	44.7	39.6	53.6
1929	1,107	675	432	18.9	18.9	19.0	4,061	515	3,546	69.4	14.4	155.7	2,475	1,350	1,125	42.3	37.8	49.4
1930	1,218	757	461	20.2	20.4	19.8	4,141	512	3,629	68.7	13.8	156.1	2,620	1,470	1,150	43.4	39.7	49.5
1931	1,153	700	453	18.7	18.7	18.7	4,429	547	3,882	71.7	14.6	160.0	2,537	1,385	1,152	41.1	36.9	47.5
1932	1,090	671	419	17.1	17.6	16.4	5,125	600	4,525	80.5	15.7	177.6	2,464	1,327	1,137	38.7	34.7	44.6
1933	1,046	623	423	17.2	17.5	16.9	5,101	582	4,519	84.0	16.3	180.4	2,384	1,266	1,118	39.2	35.5	44.6
1934	1,183	689	494	18.3	18.0	18.8	5,089	651	4,438	78.8	17.0	168.9	2,790	1,486	1,304	43.2	38.8	49.6
1935	1,111	692	419	17.6	18.5	16.1	5,031	643	4,388	79.5	17.2	169.1	2,489	1,346	1,143	39.3	36.0	44.1
1936	1,145	680	465	18.6	18.7	18.4	4,878	598	4,280	79.2	16.5	169.2	2,492	1,288	1,204	40.4	35.5	47.6
1937	1,080	674	406	16.9	17.7	15.7	4,739	526	4,213	74.0	13.8	163.1	2,345	1,251	1,094	36.6	32.8	42.4
1938	1,061	647	414	16.5	16.8	16.1	4,724	580	4,144	73.5	15.0	161.3	2,369	1,301	1,068	36.8	33.7	41.6
1939	1,077	659	418	16.6	16.9	16.1	4,960	596	4,364	76.4	15.3	167.9	2,300	1,234	1,066	35.4	31.7	41.0
1940	1,017	635	382	15.7	16.3	14.8	5,046	565	4,481	78.0	14.5	173.8	2,267	1,187	1,080	35.0	30.5	41.9
1941	1,103	676	427	16.3	16.4	16.1	5,134	607	4,527	75.7	14.7	170.8	2,298	1,228	1,070	33.9	29.8	40.4
1942	1,094	659	435	15.2	14.6	16.1	5,038	578	4,460	69.8	12.8	165.2	2,149	1,170	979	29.8	25.9	36.3
1943	1,124	691	433	14.4	13.8	15.4	4,911	537	4,374	62.7	10.7	155.2	2,216	1,257	959	28.3	25.1	34.0
1944	1,056	641	415	13.7	13.0	15.1	4,885	592	4,293	63.4	12.0	155.8	2,024	1,111	913	26.3	22.5	33.1
1945	960	609	351	12.8	12.8	12.7	5,385	721	4,664	71.8	15.2	169.2	1,913	1,104	809	25.5	23.3	29.3
1946	1,035	676	359	12.1	12.0	12.2	5,289	681	4,608	61.7	12.1	157.0	2,143	1,262	881	25.0	22.4	30.0
1947	1,060	681	379	11.2	10.9	11.9	6,056	744	5,312	64.2	11.9	166.4	2,220	1,301	919	23.5	20.9	28.8
1948	1,052	636	416	11.5	10.9	12.6	6,240	730	5,510	68.1	12.5	166.0	2,099	1,186	913	22.9	20.2	27.7
1949	1,032	616	416	11.0	10.5	11.9	6,847	712	6,135	73.2	12.1	175.8	2,048	1,185	863	21.9	20.2	24.7
1950	719	343	376	7.8	6.0	10.7	7,633	779	6,854	82.9	13.7	195.3	2,028	1,090	938	22.0	19.1	26.7
1951	707	340	367	7.4	5.7	10.2	8,326	836	7,490	87.5	14.1	208.8	2,058	1,105	953	21.6	18.6	26.6
1952	645	323	322	6.6	5.3	9.0	8,080	789	7,291	83.2	12.8	204.3	1,984	1,135	849	20.4	18.5	23.8
1953	609	254	355	6.3	4.1	9.9	8,407	794	7,613	86.3	12.9	213.0	2,005	1,083	922	20.6	17.6	25.8
1954	618	301	317	6.2	4.7	8.9	8,967	960	8,007	89.5	14.9	223.7	2,106	1,186	920	21.0	18.4	25.7
1955	634	303	331	6.3	4.7	9.2	9,415	962	8,453	93.9	15.0	234.4	1,992	1,091	901	19.9	17.0	25.0
1956	573	300	273	5.6	4.6	7.4	9,916	988	8,928	96.6	15.1	241.3	2,098	1,141	957	20.4	17.4	25.9
1957	579	291	288	5.7	4.4	7.9	10,061	1,042	9,019	98.8	15.9	247.3	2,062	1,148	914	20.2	17.6	25.1
1958	558	259	299	5.6	4.0	8.4	10,247	1,114	9,133	102.7	17.4	255.9	2,046	1,150	896	20.5	17.9	25.1
1959	580	275	305	5.8	4.3	8.6	9,557	1,035	8,522	96.1	16.2	240.6	2,126	1,196	930	21.4	18.7	26.3
1960	601	302	299	6.0	4.7	8.5	9,584	1,163	8,421	96.1	18.1	238.6	2,121	1,187	934	21.3	18.4	26.5

NOTE: Prior to 1938 all events are by place of occurrence; beginning with 1938 events are by place of residence.

* Part of decrease from 1949 to 1950 is directly attributable to changes in classification of causes of death under the Sixth Revision of the International List of Diseases and Causes of Death.

** Prior to 1954 fetal deaths include only those of twenty or more weeks gestation.

Live birth and death rates are per 1,000 population, maternal death ratios are per 10,000 live births; all other rates and/or ratios are per 1,000 live births.

Not Available - Immature births are not available prior to 1947.

TABLE IV - LIVE BIRTHS BY AGE OF PARENTS, GEORGIA, 1960

Age of Mother	Total	Age of Father													Unknown Age
		15 & Under	16-17	18-19	20-24	25-29	30-34	35-39	40-44	45-49	50-54	55-59	60-64	65 & Over	
Total	99,707	3	338	3,206	25,337	25,690	17,059	10,048	5,022	2,123	738	286	99	78	9,680
15 & Under	1,282	1	67	230	275	30	9	4	1	-	-	-	-	-	665
16 - 17	6,077	-	172	1,258	2,548	362	57	23	13	2	2	1	-	1	1,638
18 - 19	11,417	-	73	1,234	6,616	1,473	220	50	30	6	6	5	1	-	1,703
20 - 24	34,118	1	10	342	14,250	12,934	2,878	634	212	90	38	14	3	5	2,707
25 - 29	23,735	1	16	142	1,524	9,784	7,716	2,138	588	222	95	28	11	11	1,459
30 - 34	13,809	-	-	-	108	950	5,471	4,314	1,365	449	157	76	21	15	883
35 - 39	7,083	-	-	-	10	134	642	2,675	2,046	761	223	89	36	25	442
40 - 44	1,994	-	-	-	1	9	58	199	753	543	191	56	25	14	145
45 - 49	125	-	-	-	-	1	2	3	11	50	25	16	2	7	8
50 - 54	4	-	-	-	-	-	-	-	-	-	1	1	-	-	2
Unknown	63	-	-	-	5	13	6	8	3	-	-	-	-	-	28

TABLE V - LIVE BIRTHS TO UNWED MOTHERS, NUMBER AND RATE PER 1,000 LIVE BIRTHS BY AGE OF MOTHER, GEORGIA, 1960

Age Group in Years	Number			Rate		
	Total	White	Nonwhite	Total	White	Nonwhite
Total	9,587	1,164	8,423	96.2	18.1	238.7
15 & Under	667	45	622	520.3	115.1	698.1
16 - 17	1,644	212	1,432	270.5	68.7	478.6
18 - 19	1,715	263	1,452	150.2	37.4	331.4
20 - 24	2,676	398	2,278	78.4	17.1	209.8
25 - 29	1,417	109	1,308	59.7	6.7	176.4
30 - 34	860	70	790	62.3	8.0	157.5
35 - 39	435	50	385	61.4	11.5	140.1
40 - 44	142	12	130	71.2	10.8	147.7
45 - 49	6	1	5	48.0	15.2	84.7
50 - 54	2	-	2	500.0	0	666.7
Unknown	23	4	19	365.1	200.0	441.9

TABLE VI-A - IMPORTANT CAUSES OF DEATH, NUMBER AND RATE IN SPECIFIED AGE GROUPS
BY RACE, GEORGIA, 1960

Rank	Age, Cause of Death and Seventh Revision of International List Number	Number			Rate per 100,000 Population		
		Total	White	Non-white	Total	White	Non-white
	<u>ALL AGES</u>						
	Total, all causes	35,324	22,526	12,798	893.0	796.5	1135.2
1.	Heart diseases (410-443)	11,417	8,039	3,378	288.6	284.3	299.6
	Chronic rheumatic heart disease (410-416)	215	142	73	5.4	5.0	6.5
	Arteriosclerotic and degenerative heart disease (420-422)	8,737	6,606	2,131	220.9	233.6	189.0
	Hypertensive heart disease (440-443)	1,725	844	881	43.6	29.8	78.1
2.	Vascular lesions affecting central nervous system (330-334)	5,485	3,137	2,348	138.7	110.9	208.3
3.	Malignant neoplasms including neoplasms of lymphatic and haematopoietic tissues (140-205)	4,371	3,153	1,218	110.5	111.5	108.0
4.	Influenza and pneumonia (480-483, 490-493)	1,810	883	927	45.8	31.2	82.2
	Influenza (480-483)	353	191	162	8.9	6.8	14.4
	Pneumonia (490-493)	1,457	692	765	36.8	24.5	67.9
5.	Accidents other than motor vehicle accidents (E800-E802, E840-E962)	1,363	805	558	34.5	28.5	49.5
6.	Motor vehicle accidents (E810-E835)	1,019	757	262	25.8	26.8	23.2
7.	Diseases of the arteries (450-456)	832	565	267	21.0	20.0	23.7
	General arteriosclerosis (450)	637	422	215	16.1	14.9	19.1
	Aortic aneurysm specified as non-syphilitic and dissecting aneurysm (451)	145	107	38	3.7	3.8	3.4
8.	Immaturity (774-776)	601	302	299	15.2	10.7	26.5
9.	Other diseases of respiratory system (470-475, 500-527)	585	447	138	14.8	15.8	12.2
	Acute upper respiratory infections (470-475)	24	9	15	0.6	0.3	1.3
	Bronchitis (500-502)	75	57	18	1.9	2.0	1.6
	Bronchiectasis (526)	62	57	5	1.6	2.0	0.4
	Chronic interstitial pneumonia (non-occupational)(525)	86	61	25	2.2	2.2	2.2
	Emphysema without mention of bronchitis (527.1)	179	159	20	4.5	5.6	1.8
10.	Postnatal asphyxia and atelectasis (762)	500	326	174	12.6	11.5	15.4
	All other causes (residual)	7,341	4,112	3,229	185.6	145.4	286.4
	<u>UNDER ONE YEAR*</u>						
	Total, all causes	3,282	1,582	1,700	3291.7	2455.8	4817.6
1.	Immaturity (774-776)	601	302	299	602.8	468.8	847.3
2.	Influenza and pneumonia, including pneumonia of the newborn (480-483, 490-493, 763)	535	144	391	536.6	223.5	1108.1
	Influenza (480-483)	33	6	27	33.1	9.3	76.5
	Pneumonia (490-493)	401	103	298	402.2	159.9	844.5
	Pneumonia of the newborn (763)	101	35	66	101.3	54.3	187.0
3.	Postnatal asphyxia and atelectasis (762)	500	326	174	501.5	506.1	493.1
4.	Other and ill-defined diseases peculiar to early infancy (766-773)	397	186	211	398.2	288.7	598.0
5.	Congenital malformations (750-759)	334	251	83	335.0	389.6	235.2
6.	Birth injuries (760-761)	217	124	93	217.6	192.5	263.6
7.	Gastritis, duodenitis, enteritis and colitis, including diarrhea of the newborn (543, 571-572, 764)	169	36	133	169.5	55.9	376.9
	Diarrhea of the newborn (764)	32	8	24	32.1	12.4	68.0
8.	Accidents other than motor vehicle accidents (E800-E802, E840-E962)	153	58	95	153.5	90.0	269.2
9.	Ill-defined and unknown causes (780-793, 795)	99	18	81	99.3	27.9	229.5
10.	Other diseases of respiratory system (470-475, 500-527)	71	31	40	71.2	48.1	113.4
	Acute upper respiratory infections (470-475)	14	4	10	14.0	6.2	28.3
	Bronchitis (500-502)	10	4	6	10.0	6.2	17.0
	Chronic interstitial pneumonia (non-occupational)(525)	34	17	17	34.1	26.4	48.2
	All other causes (residual)	206	106	100	206.6	164.5	283.4

* Rates for the under one year age group are per 100,000 live births.

TABLE VI-A - IMPORTANT CAUSES OF DEATH, NUMBER AND RATE IN SPECIFIED AGE GROUPS
BY RACE, GEORGIA, 1960 (CONT.)

Rank	Age, Cause of Death and Seventh Revision of International List Number	Number			Rate per 100,000 Population		
		Total	White	Non-white	Total	White	Non-white
	<u>ONE - FOUR YEARS</u>						
	Total, all causes	521	212	309	138.5	85.9	239.0
1.	Influenza and pneumonia (480-483, 490-493)	107	29	78	28.4	11.8	60.3
	Influenza (480-483)	5	2	3	1.3	0.8	2.3
	Pneumonia (490-493)	102	27	75	27.1	10.9	58.0
2.	Accidents other than motor vehicle accidents (E800-E802, E840-E862)	100	30	70	26.6	12.2	54.1
3.	Congenital malformations (750-759)	45	25	20	12.0	10.1	15.5
4.	Motor vehicle accidents (E810-E835)	43	31	12	11.4	12.6	9.3
5.	Malignant neoplasms including neoplasms of lymphatic and haematopoietic tissues (140-205)	35	25	10	9.3	10.1	7.7
6.	Gastritis, duodenitis, enteritis and colitis (except diarrhea of newborn) (543, 571-572)	27	5	22	7.2	2.0	17.0
7.	Other diseases of respiratory system (470-475, 500-527)	16	6	10	4.3	2.4	7.7
	Acute upper respiratory infections (470-475)	5	2	3	1.3	0.8	2.3
	Bronchitis (500-502)	7	3	4	1.9	1.2	3.1
	Chronic interstitial pneumonia (non-occupational)(525)	2	-	2	0.5	0	1.5
8.	Diseases of central nervous system other than vascular lesions or inflammatory diseases (350-357)	15	8	7	4.0	3.2	5.4
9.	Inflammatory diseases of central nervous system (340-345)	14	5	9	3.7	2.0	7.0
	Meningitis except meningococcal and tuberculous (340)	8	3	5	2.1	1.2	3.9
	Intracranial and intraspinal abscess and late effects of intracranial abscess or pyogenic infection (342, 344)	2	-	2	0.5	0	1.5
10.	Diseases of blood and blood-forming organs (290-299)	13	5	8	3.5	2.0	6.2
10.	Ill-defined and unknown causes (780-793, 795)	13	5	8	3.5	2.0	6.2
	All other causes (residual)	93	38	55	24.7	15.4	29.4
	<u>FIVE - FOURTEEN YEARS</u>						
	Total, all causes	463	278	185	54.2	48.8	65.1
1.	Accidents other than motor vehicle accidents (E800-E802, E840-E862)	131	69	62	15.3	12.1	21.8
2.	Motor vehicle accidents (E810-E835)	88	72	16	10.3	12.6	5.6
3.	Malignant neoplasms including neoplasms of lymphatic and haematopoietic tissues (140-205)	46	36	10	5.4	6.3	3.5
4.	Influenza and pneumonia (480-483, 490-493)	30	8	22	3.5	1.4	7.7
	Pneumonia (490-493)	30	8	22	3.5	1.4	7.7
5.	Congenital malformations (750-759)	27	17	10	3.2	3.0	3.5
6.	Diseases of central nervous system other than vascular lesions or inflammatory diseases (350-357)	16	9	7	1.9	1.6	2.5
	Cerebral spastic infantile paralysis (351)	9	6	3	1.1	1.1	1.1
	Epilepsy (353)	3	1	2	0.4	0.2	0.7
7.	Other diseases of respiratory system (470-475, 500-527)	13	8	5	1.5	1.4	1.8
	Bronchitis (500-502)	2	2	-	0.2	0.4	0
	Hypertrophy of tonsils and adenoids (510)	2	2	-	0.2	0.4	0
	Peritonsillar abscess (quinsy)(511)	3	1	2	0.4	0.2	0.7
8.	Vascular lesions affecting central nervous system (330-334)	11	4	7	1.3	0.7	2.5
9.	Heart diseases (410-443)	10	5	5	1.2	0.9	1.8
	Chronic rheumatic heart disease (410-416)	3	1	2	0.4	0.2	0.7
	Arteriosclerotic and degenerative heart disease (420-422)	2	1	1	0.2	0.2	0.4
10.	Diseases of blood and blood-forming organs (290-299)	8	1	7	0.9	0.2	2.5
10.	Nephritis and nephrosis (590-594)	8	6	2	0.9	1.1	0.7
	All other causes (residual)	75	43	32	8.8	7.5	11.3

TABLE VI-A - IMPORTANT CAUSES OF DEATH, NUMBER AND RATE IN SPECIFIED AGE GROUPS BY RACE, GEORGIA, 1960 (CONT.)

Rank	Age, Cause of Death and Seventh Revision of International List Number	Number			Rate per 100,000 Population		
		Total	White	Non-white	Total	White	Non-white
<u>FIFTEEN - TWENTY-FOUR YEARS</u>							
	Total, all causes	739	439	300	122.2	102.3	170.8
1.	Motor vehicle accidents (E810-E835)	245	192	53	40.5	44.7	30.2
2.	Accidents other than motor vehicle accidents (E800-E802, E840-E962)	142	88	54	23.5	20.5	30.8
3.	Homicides (E964, E965, E980-E985)	77	19	58	12.7	4.4	33.0
4.	Malignant neoplasms including neoplasms of lymphatic and haematopoietic tissues (140-205)	42	26	16	6.9	6.1	9.1
5.	Suicides (E963, E970-E979)	28	23	5	4.6	5.4	2.8
6.	Influenza and pneumonia (480-483, 490-493)	22	8	14	3.6	1.9	8.0
	Influenza (480-483)	10	6	4	1.7	1.4	2.3
	Pneumonia (490-493)	12	2	10	2.0	0.5	5.7
7.	Heart diseases (410-443)	20	11	9	3.3	2.6	5.1
	Chronic rheumatic heart disease (410-416)	9	6	3	1.5	1.4	1.7
	Arteriosclerotic and degenerative heart disease (420-422)	5	3	2	0.8	0.7	1.1
	Hypertensive heart disease (440-443)	1	-	1	0.2	0	0.6
8.	Vascular lesions affecting central nervous system (330-334)	17	5	12	2.8	1.2	6.8
9.	Nephritis and nephrosis (590-594)	16	8	8	2.6	1.9	4.6
9.	Complications of pregnancy, childbirth, and the puerperium (640-689)	16	3	13	2.6	0.7	7.4
10.	Congenital malformations (750-759)	15	11	4	2.5	2.6	2.3
	All other causes (residual)	99	45	54	16.4	10.5	30.8
<u>TWENTY-FIVE - FORTY-FOUR YEARS</u>							
	Total, all causes	3,136	1,601	1,535	308.6	208.2	620.5
1.	Heart diseases (410-443)	567	273	294	55.8	35.5	118.8
	Chronic rheumatic heart disease (410-416)	54	31	23	5.3	4.0	9.3
	Arteriosclerotic and degenerative heart disease (420-422)	355	205	150	34.9	26.7	60.6
	Hypertensive heart disease (440-443)	95	10	85	9.3	1.3	34.4
2.	Malignant neoplasms including neoplasms of lymphatic and haematopoietic tissues (140-205)	437	278	159	43.0	36.2	64.3
3.	Motor vehicle accidents (E810-E835)	322	230	92	31.7	29.9	37.2
4.	Accidents other than motor vehicle accidents (E800-E802, E840-E962)	271	162	109	26.7	21.1	44.1
5.	Homicides (E964, E965, E980-E985)	230	55	175	22.6	7.2	70.7
6.	Vascular lesions affecting central nervous system (330-334)	216	65	151	21.3	8.5	61.0
7.	Influenza and pneumonia (480-483, 490-493)	137	45	92	13.5	5.9	37.2
	Influenza (480-483)	28	9	19	2.8	1.2	7.7
	Pneumonia (490-493)	109	36	73	10.7	4.7	29.5
8.	Suicides (E963, E970-E979)	133	119	14	13.1	15.5	5.7
9.	Diseases of liver, gall bladder and pancreas (580-587)	77	50	27	7.6	6.5	10.9
	Cirrhosis of liver (581)	60	39	21	5.9	5.1	8.5
10.	Diabetes mellitus (260)	61	32	29	6.0	4.2	11.7
	All other causes (residual)	685	292	393	67.4	38.0	158.9

TABLE VI-A - IMPORTANT CAUSES OF DEATH, NUMBER AND RATE IN SPECIFIED AGE GROUPS
BY RACE, GEORGIA, 1960 (CONT.)

Rank	Age, Cause of Death and Seventh Revision of International List Number	Number			Rate per 100,000 Population		
		Total	White	Non-white	Total	White	Non-white
FORTY-FIVE - SIXTY-FOUR YEARS							
	Total, all causes	10,368	5,780	4,588	1449.5	1082.4	2530.6
1.	Heart diseases (410-443)	3,899	2,360	1,539	545.1	441.9	848.9
	Chronic rheumatic heart disease (410-416)	91	63	28	12.7	11.8	15.4
	Arteriosclerotic and degenerative heart disease (420-422)	3,005	2,025	980	420.1	379.2	540.5
2.	Hypertensive heart disease (440-443)	581	170	411	81.2	31.8	226.7
	Malignant neoplasms including neoplasms of lymphatic and haematopoietic tissues (140-205)	1,877	1,252	625	262.4	234.5	344.7
3.	Vascular lesions affecting central nervous system (330-334)	1,562	508	1,054	218.4	95.1	581.4
4.	Influenza and pneumonia (480-483, 490-493)	311	127	184	43.5	23.8	101.5
	Influenza (480-483)	86	30	56	12.0	5.6	30.9
	Pneumonia (490-493)	225	97	128	31.5	18.2	70.6
5.	Accidents other than motor vehicle accidents (E800-E802, E840-E962)	251	149	102	35.1	27.9	56.3
6.	Motor vehicle accidents (E810-E835)	204	141	63	28.5	26.4	34.7
7.	Diseases of liver, gall bladder and pancreas (580-587)	193	148	45	27.0	27.7	24.8
	Cirrhosis of liver (581)	133	103	30	18.6	19.3	16.5
8.	Diabetes mellitus (260)	190	85	105	26.6	15.9	57.9
9.	Nephritis and nephrosis (590-594)	170	63	107	23.8	11.8	59.0
10.	Diseases of the arteries (450-456)	169	72	97	23.6	13.5	53.5
	General arteriosclerosis (450)	103	34	69	14.4	6.4	38.1
	Aortic aneurysm specified as non-syphilitic and dissecting aneurysm (451)	50	26	24	7.0	4.9	13.2
	All other causes (residual)	1,542	875	667	215.6	163.9	367.9
SIXTY-FIVE YEARS AND OVER							
	Total, all causes	16,810	12,633	4,177	5758.8	5837.8	5532.5
1.	Heart diseases (410-443)	6,914	5,389	1,525	2368.6	2490.3	2019.9
	Chronic rheumatic heart disease (410-416)	58	41	17	19.9	18.9	22.5
	Arteriosclerotic and degenerative heart disease (420-422)	5,367	4,370	997	1838.6	2019.4	1320.5
2.	Hypertensive heart disease (440-443)	1,047	664	383	358.7	306.8	507.3
	Vascular lesions affecting central nervous system (330-334)	3,669	2,549	1,120	1256.9	1177.9	1483.4
3.	Malignant neoplasms including neoplasms of lymphatic and haematopoietic tissues (140-205)	1,929	1,531	398	660.8	707.5	527.2
4.	Influenza and pneumonia (480-483, 490-493)	769	557	212	263.4	257.4	280.8
	Influenza (480-483)	191	138	53	65.4	63.8	70.2
	Pneumonia (490-493)	578	419	159	198.0	193.6	210.6
5.	Diseases of the arteries (450-456)	637	482	155	218.2	222.7	205.3
	General arteriosclerosis (450)	529	388	141	181.2	179.3	186.8
	Aortic aneurysm specified as non-syphilitic and dissecting aneurysm (451)	85	75	10	29.1	34.7	13.2
6.	Accidents other than motor vehicle accidents (E800-E802, E840-E962)	315	249	66	107.9	115.1	87.4
7.	Other diseases of respiratory system (470-475, 500-527)	289	256	33	99.0	118.3	43.7
	Bronchitis (500-502)	37	31	6	12.7	14.3	7.9
	Pulmonary congestion and hypostasis (522)	19	18	1	6.5	8.3	1.3
	Bronchiectasis (526)	40	39	1	13.7	18.0	1.3
	Emphysema without mention of bronchitis (527.1)	110	102	8	37.7	47.1	10.6
8.	Nephritis and nephrosis (590-594)	231	120	111	79.1	55.5	147.0
9.	Diabetes mellitus (260)	226	172	54	77.4	79.5	71.5
10.	Hypertension without mention of heart (444-447)	204	122	82	69.9	56.4	108.6
	All other causes (residual)	1,627	1,206	421	557.4	557.3	557.6
	UNKNOWN AGE	5	1	4

TABLE VI-B - IMPORTANT CAUSES OF DEATH, NUMBER AND PER CENT, IN SPECIFIED AGE GROUPS, GEORGIA, 1960
(A cause of death must account for at least 5% of all deaths in a given age group to appear in the chart)

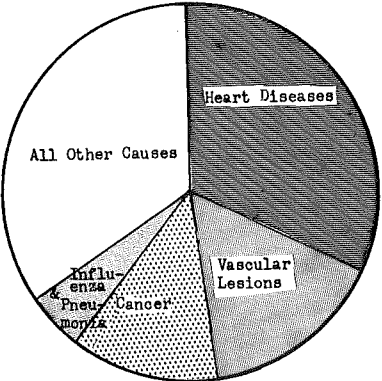
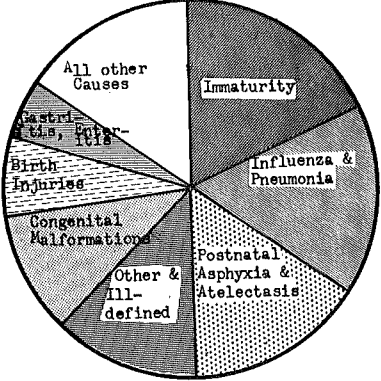
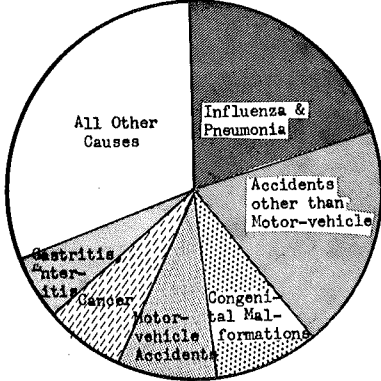
	Cause of Death *	Number	Per Cent	
TOTAL ALL AGES				
	Total, all causes	35,324	100.0	
	Heart diseases	11,417	32.3	
	Vascular lesions affecting central nervous system	5,485	15.5	
	Cancer	4,371	12.4	
	Influenza and pneumonia	1,810	5.1	
	Accidents other than motor-vehicle	1,363	3.9	
	Motor-vehicle accidents	1,019	2.9	
	Diseases of the arteries	832	2.4	
	Immaturity	601	1.7	
	Other diseases of respiratory system	585	1.7	
	Postnatal asphyxia and atelectasis	500	1.4	
	All other causes	7,341	20.8	
	UNDER ONE YEAR			
		Total, all causes	3,282	100.0
Immaturity		601	18.3	
Influenza and pneumonia		535	16.3	
Postnatal asphyxia and atelectasis		500	15.2	
Other and ill-defined diseases peculiar to early infancy		397	12.1	
Congenital malformations		334	10.2	
Birth injuries		217	6.6	
Gastritis, enteritis, duodenitis		169	5.1	
Accidents other than motor-vehicle		153	4.7	
Ill-defined and unknown causes		99	3.0	
Other diseases of respiratory system		71	2.2	
All other causes		206	6.3	
ONE-FOUR YEARS				
		Total, all causes	521	100.0
	Influenza and pneumonia	107	20.5	
	Accidents other than motor-vehicle	100	19.2	
	Congenital malformations	45	8.6	
	Motor-vehicle accidents	43	8.3	
	Cancer	35	6.7	
	Gastritis, enteritis, duodenitis	27	5.2	
	Other diseases of respiratory system	16	3.1	
	Other diseases of central nervous system	15	2.9	
	Inflammatory diseases of central nervous system	14	2.7	
	Diseases of blood and blood-forming organs	13	2.5	
	Ill-defined and unknown causes	13	2.5	
	All other causes	93	17.9	

TABLE VI-B - IMPORTANT CAUSES OF DEATH, NUMBER AND PER CENT, IN SPECIFIED AGE GROUPS, GEORGIA, 1960
 (A cause of death must account for at least 5% of all deaths in a given age group to appear in the chart)

	Cause of Death *	Number	Per Cent
FIVE-FOURTEEN YEARS			
	Total, all causes	463	100.0
	Accidents other than motor-vehicle	131	28.3
	Motor-vehicle accidents	88	19.0
	Cancer	46	9.9
	Influenza and pneumonia	30	6.5
	Congenital malformations	27	5.8
	Diseases of central nervous system	16	3.5
	Other diseases of respiratory system	13	2.8
	Vascular lesions	11	2.4
	Heart diseases	10	2.2
	Diseases of blood and blood-forming organs	8	1.7
	Nephritis and nephrosis	8	1.7
	All other causes	75	16.2
	FIFTEEN-TWENTY-FOUR YEARS		
	Total, all causes	739	100.0
	Motor-vehicle accidents	245	33.2
	Accidents other than motor-vehicle	142	19.2
	Homicides	77	10.4
	Cancer	42	5.7
	Suicide	28	3.8
	Influenza and pneumonia	22	3.0
	Heart disease	20	2.7
	Vascular lesions	17	2.3
	Nephritis and nephrosis	16	2.2
	Maternal deaths	16	2.2
	Congenital malformations	15	2.0
	All other causes	99	13.4
	TWENTY-FIVE - FORTY-FOUR YEARS		
	Total, all causes	3,136	100.0
	Heart diseases	567	18.1
	Cancer	437	13.9
	Motor-vehicle accidents	322	10.3
	Accidents other than motor-vehicle	271	8.6
	Homicides	230	7.3
	Vascular lesions	216	6.9
	Influenza and pneumonia	137	4.4
	Suicides	133	4.2
	Diseases of liver, gall bladder and pancreas	77	2.5
	Diabetes mellitus	61	1.9
	All other causes	685	21.8

TABLE VI-B - IMPORTANT CAUSES OF DEATH, NUMBER AND PER CENT, IN SPECIFIED AGE GROUPS, GEORGIA, 1960
 (A cause of death must account for at least 5% of all deaths in a given age group to appear in the chart)

	Cause of Death *	Number	Per Cent	
FORTY-FIVE - SIXTY-FOUR YEARS				
	Total, all causes	10,368	100.0	
	Heart diseases	3,899	37.6	
	Cancer	1,877	18.1	
	Vascular lesions	1,562	15.1	
	Influenza and pneumonia	311	3.0	
	Accidents other than motor-vehicle	251	2.4	
	Motor-vehicle accidents	204	2.0	
	Diseases of liver, gall bladder and pancreas	193	1.9	
	Diabetes	190	1.8	
	Nephritis and nephrosis	170	1.6	
	Diseases of the arteries	169	1.6	
	All other causes	1,542	14.9	
	SIXTY-FIVE AND OVER			
		Total, all causes	16,810	100.0
Heart diseases		6,914	41.1	
Vascular lesions		3,669	21.8	
Cancer		1,929	11.5	
Influenza and pneumonia		769	4.6	
Diseases of the arteries		637	3.8	
Accidents other than motor-vehicle		315	1.9	
Other diseases of respiratory system		289	1.7	
Nephritis and nephrosis		231	1.4	
Diabetes mellitus		226	1.3	
Hypertension		204	1.2	
All other causes		1,627	9.7	

* See Table VI-A for Seventh Revision, International List Code Numbers

TABLE VII - DEATHS FROM HEART DISEASE BY TYPE, BY AGE, GEORGIA, 1960

Type and Seventh Revision of International List Number of Causes of Death	Total all Ages	Age in Years									
		Under 5	5-14	15-24	25-34	35-44	45-54	55-64	65-74	75 & Over	Unknown Age
Number											
Total, all types (410-443)	11,417	6	10	20	97	470	1,444	2,455	3,221	3,693	1
Chronic rheumatic heart disease (410-416)	215	-	3	9	25	29	43	48	33	25	-
Arteriosclerotic and degenerative heart disease (420-422)	8,737	1	4	5	46	309	1,112	1,893	2,564	2,803	-
Hypertensive heart disease (440-443)	1,725	-	-	1	10	85	213	368	436	611	1
Other diseases of the heart (430-434)	740	5	3	5	16	47	76	146	188	254	-
Percentage Distribution											
Total, all types (410-443)	100.0	100.0	100.0	100.0	100.0	100.0	100.0	100.0	100.0	100.0	100.0
Chronic rheumatic heart disease (410-416)	1.9	0	30.0	45.0	25.8	6.2	3.0	2.0	1.0	0.7	0
Arteriosclerotic and degenerative heart disease (420-422)	76.5	16.7	40.0	25.0	47.4	65.7	77.0	77.1	79.6	75.9	0
Hypertensive heart disease (440-443)	15.1	0	0	5.0	10.3	18.1	14.8	15.0	13.5	16.5	100.0
Other diseases of the heart (430-434)	6.5	83.3	30.0	25.0	16.5	10.0	5.3	5.9	5.8	6.9	0

TABLE VIII - DEATHS FROM CANCER, BY SITE, RACE AND SEX, GEORGIA, 1960

Site	Number					Percentage Distribution				
	Total	White		Nonwhite		Total	White		Nonwhite	
		Male	Female	Male	Female		Male	Female	Male	Female
Malignant neoplasms, total all sites (140-205)	4,371	1,612	1,541	586	632	100.0	100.0	100.0	100.0	100.0
Buccal cavity and pharynx (140-148)	118	66	35	11	6	2.7	4.1	2.3	1.9	0.9
Digestive organs and peritoneum (150-156A, 157-159)	1,271	461	440	210	160	29.1	28.6	28.6	35.8	25.3
Respiratory system (160-164)	669	428	73	140	28	15.3	26.6	4.7	23.9	4.4
Breast (170)	381	3	272	-	106	8.7	0.2	17.7	0	16.8
Genital organs (171-179)	794	179	309	99	207	18.2	11.1	20.1	16.9	32.8
Urinary organs (180-181)	171	81	46	29	15	3.9	5.0	3.0	4.9	2.4
Other and unspecified sites (156B, 165, 190-199)	589	233	225	53	78	13.5	14.5	14.6	9.0	12.3
Leukemia and aleukemia (204)	205	82	82	22	19	4.7	5.1	5.3	3.8	3.0
Lymphosarcoma, etc. (200-203, 205)	173	79	59	22	13	4.0	4.9	3.8	3.8	2.1

TABLE IX - MATERNAL DEATHS, NUMBER AND RATIO PER 10,000 LIVE BIRTHS, BY RACE, GEORGIA, 1960

Cause and Seventh Revision International List Number	Number			Ratio		
	Total	White	Non-white	Total	White	Non-white
Total, all causes	60	12	48	6.0	1.9	13.6
Abortion, all causes (650-652)	9	2	7	0.9	0.3	2.0
Ectopic pregnancy (645)	4	-	4	0.4	0	1.1
Hemorrhage of pregnancy (643-644)	-	-	-	0	0	0
Toxemias of pregnancy (642)	15	5	10	1.5	0.8	2.8
Other complications arising during pregnancy (640, 641, 646-649)	1	-	1	0.1	0	0.3
Hemorrhage of childbirth and puerperium (670-672)	13	2	11	1.3	0.3	3.1
Infection during childbirth and puerperium (680-684)	5	1	4	0.5	0.2	1.1
Puerperal toxemias (685, 686)	3	-	3	0.3	0	0.9
Other accidents and specified conditions of childbirth (673-678, 687)	10	2	8	1.0	0.3	2.3
Other and unspecified conditions of childbirth and the puerperium (660, 688)	-	-	-	0	0	0

TABLE X - INFANT DEATHS, NUMBER AND RATE PER 1,000 LIVE BIRTHS, BY RACE, SEX AND AGE, GEORGIA, 1960

Race and Sex	Number						Rate					
	Under 1 Year	Under 28 Days				28 Days to 1 Year	Under 1 Year	Under 28 Days				28 Days to 1 Year
		Total	Under 1 Day	1-6 Days	7-27 Days			Total	Under 1 Day	1-6 Days	7-27 Days	
<u>Total</u>	3,282	2,121	1,091	715	315	1,161	32.9	21.3	10.9	7.2	3.2	11.6
<u>Male</u>	1,930	1,257	653	420	184	673	37.8	24.6	12.8	8.2	3.6	13.2
<u>Female</u>	1,352	864	438	295	131	488	27.8	17.8	9.0	6.1	2.7	10.0
<u>White</u>	1,582	1,187	632	431	124	395	24.6	18.4	9.8	6.7	1.9	6.1
<u>Male</u>	946	714	387	256	71	232	28.4	21.4	11.6	7.7	2.1	7.0
<u>Female</u>	636	473	245	175	53	163	20.5	15.2	7.9	5.6	1.7	5.2
<u>Nonwhite</u>	1,700	934	459	284	191	766	48.2	26.5	13.0	8.0	5.4	21.7
<u>Male</u>	984	543	266	164	113	441	55.4	30.5	15.0	9.2	6.4	24.8
<u>Female</u>	716	391	193	120	78	325	40.9	22.3	11.0	6.9	4.5	18.6

TABLE XI - INFANT DEATHS, NUMBER AND RATE PER 1,000 LIVE BIRTHS, BY RACE, BY CAUSE, GEORGIA, 1960

Cause and Seventh Revision International List Number	Number			Rate		
	Total	White	Non-white	Total	White	Non-white
Total, all causes	3,282	1,582	1,700	32.9	24.6	48.2
Tuberculosis, all forms (001-019)	1	-	1	0.0	0	0.0
Dysentery, all forms (045-048)	7	1	6	0.1	0.0	0.2
Whooping cough (056)	3	-	3	0.0	0	0.1
Meningococcal infections (057)	9	6	3	0.1	0.1	0.1
All other infective and parasitic diseases (020-044, 049-055, 058-138)	39	19	20	0.4	0.3	0.6
Diseases of endocrine glands (250-277)	3	2	1	0.0	0.0	0.0
Meningitis, except meningococcal and tuberculous (340)	27	11	16	0.3	0.2	0.5
All other diseases of nervous system and sense organs (330-334, 341-398)	20	14	6	0.2	0.2	0.2
Influenza and pneumonia, except pneumonia of newborn (480-493)	434	109	325	4.4	1.7	9.2
Influenza (480-483)	33	6	27	0.3	0.1	0.8
Pneumonia, except pneumonia of newborn (490-493)	401	103	298	4.0	1.6	8.4
All other diseases of respiratory system (470-475, 500-527)	71	31	40	0.7	0.5	1.1
Hernia and intestinal obstruction (560-561, 570)	24	11	13	0.2	0.2	0.4
Gastritis, duodenitis, enteritis and colitis, except diarrhea of newborn (543, 571, 572)	137	28	109	1.4	0.4	3.1
All other diseases of digestive system (530-542, 544-553, 573-587)	18	11	7	0.2	0.2	0.2
Congenital malformations (750-759)	334	251	83	3.3	3.9	2.4
Spina bifida and meningocele (751)	26	23	3	0.3	0.4	0.1
Congenital malformations of circulatory system (754)	147	111	36	1.5	1.7	1.0
All other congenital malformations (750, 752, 753, 755-759)	161	117	44	1.6	1.8	1.2
Certain diseases of early infancy (760-776)	1,848	981	867	18.5	15.2	24.6
Without mention of immaturity (.0-.4)	532	238	294	5.3	3.7	8.3
With immaturity (.5-.9)	715	441	274	7.2	6.8	7.8
Birth injuries (760-761)	217	124	93	2.2	1.9	2.6
Without mention of immaturity (.0)	107	49	58	1.1	0.8	1.6
With immaturity (.5)	110	75	35	1.1	1.2	1.0
Intracranial and spinal injury at birth (760)	61	32	29	0.6	0.5	0.8
Without mention of immaturity (.0)	48	22	26	0.5	0.3	0.7
With immaturity (.5)	13	10	3	0.1	0.2	0.1
Other birth injury (761)	156	92	64	1.6	1.4	1.8
Without mention of immaturity (.0)	59	27	32	0.6	0.4	0.9
With immaturity (.5)	97	65	32	1.0	1.0	0.9
Postnatal asphyxia and atelectasis (762)	500	326	174	5.0	5.1	4.9
Without mention of immaturity (.0)	151	89	62	1.5	1.4	1.8
With immaturity (.5)	349	237	112	3.5	3.7	3.2
Pneumonia of newborn (763)	101	35	66	1.0	0.5	1.9
Without mention of immaturity (.0)	80	30	50	0.8	0.5	1.4
With immaturity (.5)	21	5	16	0.2	0.1	0.5
Diarrhea of newborn (764)	32	8	24	0.3	0.1	0.7
Without mention of immaturity (.0)	25	5	20	0.3	0.1	0.6
With immaturity (.5)	7	3	4	0.1	0.0	0.1
Other infections of newborn (765-768)	27	10	17	0.3	0.2	0.5
Without mention of immaturity (.0)	17	5	12	0.2	0.1	0.3
With immaturity (.5)	10	5	5	0.1	0.1	0.1
Neonatal disorders arising from maternal toxemia (769)	33	18	15	0.3	0.3	0.4
Without mention of immaturity (.0-.4)	10	5	5	0.1	0.1	0.1
With immaturity (.5-.9)	23	13	10	0.2	0.2	0.3
Hemolytic disease of newborn (erythroblastosis) (770)	28	20	8	0.3	0.3	0.2
Without mention of immaturity (.0-.2)	24	17	7	0.2	0.3	0.2
With immaturity (.5-.7)	4	3	1	0.0	0.0	0.0
Hemorrhagic diseases of newborn (771)	18	9	9	0.2	0.1	0.3
Without mention of immaturity (.0)	12	6	6	0.1	0.1	0.2
With immaturity (.5)	6	3	3	0.1	0.0	0.1
Ill-defined diseases peculiar to early infancy, including nutritional maladjustment (772-773)	291	129	162	2.9	2.0	4.6
Without mention of immaturity (.0)	106	32	74	1.1	0.5	2.1
With immaturity (.5)	185	97	88	1.9	1.5	2.5
Immaturity with mention of subsidiary condition (774)	47	18	29	0.5	0.3	0.8
Immaturity unqualified (776)	554	284	270	5.6	4.4	7.7
Symptoms and ill-defined conditions (780-793, 795)	99	18	81	1.0	0.3	2.3
All other diseases (residual)	35	17	18	0.4	0.3	0.5
Accidents (E800-E962)	166	69	97	1.7	1.1	2.7
Inhalation and ingestion of food or other object causing obstruction or suffocation (E921, E922)	54	25	29	0.5	0.4	0.8
Accidental mechanical suffocation in bed and cradle (E924)	54	17	37	0.5	0.3	1.0
All other accidental causes (E800-E920, E923, E925-E962)	58	27	31	0.6	0.4	0.9
Homicide (E964, E980-E999)	7	3	4	0.1	0.0	0.1

TABLE XII - ACCIDENTAL DEATHS, NUMBER AND RATE, BY TYPE OF ACCIDENT, BY AGE, GEORGIA, 1960

Type of Accident (International List Number - Seventh Revision)	Number								Rate per 100,000 Population							
	Total All Ages	Age in Years							Total All Ages	Age in Years						
		Under 1	1-4	5-14	15-24	25-44	45-64	65 & Over		Under 1	1-4	5-14	15-24	25-44	45-64	65 & Over
Total, all accidents	2,382	166	143	219	387	593	455	419	60.2	171.5	38.0	25.6	64.0	58.3	63.6	143.5
Transport accidents (E800-E802, E810-E845, E850-E858, E860-E866)	1,108	13	43	98	260	356	225	113	28.0	13.4	11.4	11.5	43.0	35.2	31.5	38.7
Railway accidents (E800-E802)	25	-	-	1	1	9	10	4	0.6	0	0	0.1	0.2	0.9	1.4	1.4
Motor-vehicle accidents (E810-E835)	1,019	13	43	88	245	322	204	104	25.8	13.4	11.4	10.3	40.5	31.7	28.5	35.6
Submersion of small boat (E850)	32	-	-	7	8	7	7	3	0.8	0	0	0.8	1.3	0.7	1.0	1.0
Aircraft accidents (E860-E866)	18	-	-	-	3	12	3	-	0.5	0	0	0	0.5	1.2	0.4	0
All other transport accidents (E840-E845, E851-E858)	14	-	-	2	3	6	1	2	0.4	0	0	0.2	0.5	0.6	0.1	0.7
Non-transport accidents (E870-E888, E890-E895, E900-E904, E910-E936, E940-E962)	1,274	153	100	121	127	237	230	306	32.2	158.1	26.6	14.2	21.0	23.3	32.2	104.8
Home	750	132	84	56	33	94	120	231	19.0	136.4	22.3	6.6	5.5	9.2	16.8	79.1
Farm	83	1	7	15	15	20	19	6	2.1	1.0	1.9	1.8	2.5	2.0	2.7	2.1
Other	441	20	9	50	79	123	91	69	11.1	20.7	2.4	5.9	13.1	12.1	12.7	23.6
Accidental poisoning (E870-E888, E890-E895)	89	2	12	2	14	27	27	5	2.3	2.1	3.2	0.2	2.3	2.7	3.8	1.7
Home	57	2	11	2	7	16	15	4	1.4	2.1	2.9	0.2	1.2	1.6	2.1	1.4
Farm	3	-	1	-	-	2	-	-	0.1	0	0.3	0	0	0.2	0	0
Other	29	-	-	-	7	9	12	1	0.7	0	0	0	1.2	0.9	1.7	0.3
Accidental falls (E900-E904)	287	9	4	6	7	22	49	190	7.3	9.3	1.1	0.7	1.2	2.2	6.9	65.1
Home	204	7	2	2	2	11	29	151	5.2	7.2	0.5	0.2	0.3	1.1	4.1	51.7
Farm	7	-	2	-	2	1	1	1	0.2	0	0.5	0	0.3	0.1	0.1	0.3
Other	76	2	-	4	3	10	19	38	1.9	2.1	0	0.5	0.5	1.0	2.7	13.0
Accidents caused by machinery (E912)	48	-	1	5	12	14	15	1	1.2	0	0.3	0.6	2.0	1.4	2.1	0.3
Home	2	-	-	-	-	-	2	-	0.1	0	0	0	0	0	0.3	0
Farm	23	-	1	4	5	4	8	1	0.6	0	0.3	0.5	0.8	0.4	1.1	0.3
Other	23	-	-	1	7	10	5	-	0.6	0	0	0.1	1.2	1.0	0.7	0
Accidental burns (E916-E917)	280	11	48	29	11	52	53	76	7.1	11.4	12.8	3.4	1.8	5.1	7.4	26.0
Home	254	11	46	29	10	43	46	69	6.4	11.4	12.2	3.4	1.7	4.2	6.4	23.6
Farm	5	-	1	-	-	1	1	2	0.1	0	0.3	0	0	0.1	0.1	0.7
Other	21	-	1	-	1	8	6	5	0.5	0	0.3	0	0.2	0.8	0.8	1.7
Accidents caused by fire-arms (E919)	101	2	6	16	21	28	22	6	2.6	2.1	1.6	1.9	3.5	2.8	3.1	2.1
Home	63	2	5	12	10	13	17	4	1.6	2.1	1.3	1.4	1.7	1.3	2.4	1.4
Farm	11	-	-	3	3	3	2	-	0.3	0	0	0.4	0.5	0.3	0.3	0
Other	27	-	1	1	8	12	3	2	0.7	0	0.3	0.1	1.3	1.2	0.4	0.7
Accidental inhalation and ingestion of food and other objects (E921-E922)	72	54	6	1	1	3	3	4	1.8	55.8	1.6	0.1	0.2	0.3	0.4	1.4
Home	52	44	6	-	-	-	1	1	1.3	45.5	1.6	0	0	0	0.1	0.3
Farm	1	1	-	-	-	-	-	-	0.0	1.0	0	0	0	0	0	0
Other	19	9	-	1	1	3	2	3	0.5	9.3	0	0.1	0.2	0.3	0.3	1.0
Accidental mechanical suffocation (E924-E925)	70	63	2	1	1	3	-	-	1.8	65.1	0.5	0.1	0.2	0.3	0	0
Home	65	61	2	1	-	1	-	-	1.6	63.0	0.5	0.1	0	0.1	0	0
Farm	-	-	-	-	-	-	-	-	0	0	0	0	0	0	0	0
Other	5	2	-	-	1	2	-	-	0.1	2.1	0	0	0.2	0.2	0	0
Accidental drowning (exclusive of submersion of occupant of small boat) (E929)	155	-	16	44	40	32	20	3	3.9	0	4.3	5.2	6.6	3.1	2.8	1.0
Home	10	-	8	-	1	-	1	-	0.3	0	2.1	0	0.2	0	0.1	0
Farm	19	-	2	5	4	3	5	-	0.5	0	0.5	0.6	0.7	0.3	0.7	0
Other	126	-	6	39	35	29	14	3	3.2	0	1.6	4.6	5.8	2.9	2.0	1.0
All other non-transport accidents (E910-E911, E913-E915, E918, E920, E923, E926-E928, E930-E936, E940-E962)	172	12	5	17	20	56	41	21	4.3	12.4	1.3	2.0	3.3	5.5	5.7	7.2
Home	43	5	4	10	3	10	9	2	1.1	5.2	1.1	1.2	0.5	1.0	1.3	0.7
Farm	14	-	-	3	1	6	2	2	0.4	0	0	0.4	0.2	0.6	0.3	0.7
Other	115	7	1	4	16	40	30	17	2.9	7.2	0.3	0.5	2.6	3.9	4.2	5.8

TABLE XIII VITAL STATISTICS, BY COUNTY, BY RACE, GEORGIA, 1960

ITEM	Georgia						Appling					
	Number			Rate or Ratio *			Number			Rate or Ratio *		
	Total	White	Non-White	Total	White	Non-White	Total	White	Non-White	Total	White	Non-White
1 Estimated population	3,955,500	2,283,100	1,672,400				13,300	10,200	3,100			
LIVE BIRTHS												
2 Total	99,707	64,419	35,288	25.2	22.8	31.3	313	204	109	23.5	20.0	35.2
3 Delivered in hospital	87,794	63,742	24,052	88.1%	98.9%	68.2%	248	202	46	79.2%	99.0%	42.2%
4 Delivered in home by physician	2,284	431	1,853	2.3%	0.7%	5.3%	17	1	16	5.4%	0.5%	14.7%
5 Delivered in home by midwife	9,554	221	9,333	9.6%	0.3%	26.4%	47	1	46	15.0%	0.5%	42.2%
6 Other deliveries	75	25	50	0.1%	0.0%	0.1%	1	-	1	0.3%	0%	0.9%
7 Immature births	8,899	4,422	4,477	89.3	68.6	126.9	38	21	17	121.4	102.9	156.0
8 Live births to un-wed mothers	9,587	1,164	8,423	96.2	18.1	238.7	26	6	20	83.1	29.4	183.5
FETAL DEATHS												
9 Total	3,502	2,102	1,400	35.1	32.6	39.7	11	5	6	35.1	24.5	55.0
10 Under 20 weeks gestation	1,465	1,129	336	14.7	17.5	9.5	3	1	2	9.6	4.9	18.3
11 20-27 weeks gestation	540	265	275	5.4	4.1	7.8	1	-	1	3.2	0	9.2
12 28 weeks and more	1,354	651	703	13.6	10.1	19.9	7	4	3	22.4	19.6	27.5
13 Unknown length of gestation	143	57	86	1.4	0.9	2.4	-	-	-	0	0	0
DEATHS												
14 Total, all ages	35,324	22,526	12,798	893.0	796.5	1135.2	105	75	30	789.5	735.3	967.7
15 Under 1 year	3,282	1,582	1,700	32.9	24.6	48.2	10	6	4	31.9	29.4	36.7
16 Under 28 days	2,121	1,187	934	21.3	18.4	26.5	7	4	3	22.4	19.6	27.5
17 Deaths from immaturity	601	302	299	6.0	4.7	8.5	1	1	-	3.2	4.9	0
18 1-4 years **	521	212	309	-	-	-	-	-	-	-	-	0
19 Maternal deaths	60	12	48	6.0	1.9	13.6	-	-	-	0	0	0
CAUSE OF DEATH												
20 Tuberculosis, all forms (001-019)	209	104	105	5.3	3.7	9.3	1	-	1	7.5	0	32.3
21 Syphilis and its sequelae (020-029)	65	16	49	1.6	0.6	4.3	-	-	-	0	0	0
22 Typhoid fever (040)	1	-	1	0.0	0	0.1	-	-	-	0	0	0
23 Dysentery, all forms (045-048)	19	5	14	0.5	0.2	1.2	-	-	-	0	0	0
24 Scarlet fever (050)	-	-	-	0	0	0	-	-	-	0	0	0
25 Streptococcal sore throat (051)	4	2	2	0.1	0.1	0.2	-	-	-	0	0	0
26 Diphtheria (055)	3	1	2	0.1	0.0	0.2	-	-	-	0	0	0
27 Whooping cough (056)	7	-	7	0.2	0	0.6	-	-	-	0	0	0
28 Meningococcal infections (057)	26	16	10	0.7	0.6	0.9	-	-	-	0	0	0
29 Acute poliomyelitis (080)	2	2	-	0.1	0.1	0	-	-	-	0	0	0
30 Acute infectious encephalitis (082)	18	11	7	0.5	0.4	0.6	-	-	-	0	0	0
31 Smallpox (084)	-	-	-	0	0	0	-	-	-	0	0	0
32 Measles (085)	13	8	5	0.3	0.3	0.4	-	-	-	0	0	0
33 Typhus and other rickettsial diseases (100-103, 105-108)	1	-	1	0.0	0	0.1	-	-	-	0	0	0
34 Rocky Mountain spotted fever (104)	1	1	-	0.0	0.0	0	-	-	-	0	0	0
35 Malaria (110-117)	-	-	-	0	0	0	-	-	-	0	0	0
36 All other diseases classified as infective and parasitic (030-039, 041-044, 049, 052-054, 059-074, 081, 083, 086-096, 120-138)	144	72	72	3.6	2.5	6.4	-	-	-	0	0	0
37 Malignant neoplasms, including neoplasms of lymphatic and haematopoietic tissues (140-205)	4,371	3,153	1,218	110.5	111.5	108.0	9	7	2	67.7	68.6	64.5
38 Benign and unspecified neoplasms (210-239)	86	50	36	2.2	1.8	3.2	-	-	-	0	0	0
39 Diabetes mellitus (260)	489	292	197	12.4	10.3	17.5	3	1	2	22.6	9.8	64.5
40 Pellagra (281)	10	2	8	0.3	0.1	0.7	-	-	-	0	0	0
41 Anemias (290-293)	90	48	42	2.3	1.7	3.7	-	-	-	0	0	0
42 Vascular lesions affecting central nervous system (330-334)	5,485	3,137	2,348	138.7	110.9	208.3	19	16	3	142.9	156.9	96.8
43 Nonmeningococcal meningitis (340)	52	21	31	1.3	0.7	2.7	-	-	-	0	0	0
44 Rheumatic fever (400-402)	17	9	8	0.4	0.3	0.7	-	-	-	0	0	0
45 Heart diseases (410-443)	11,417	8,039	3,378	288.6	284.3	299.6	44	31	13	330.8	303.9	419.4
46 Hypertension without mention of heart (444-447)	349	156	193	8.8	5.5	17.1	-	-	-	0	0	0
47 Influenza and pneumonia (480-483, 490-493)	1,810	883	927	45.8	31.2	82.2	7	3	4	52.6	29.4	129.0
48 Bronchitis (500-502)	75	57	18	1.9	2.0	1.6	-	-	-	0	0	0
49 Ulcer of stomach and duodenum (540-541)	217	155	62	5.5	5.5	5.5	-	-	-	0	0	0
50 Appendicitis (550-553)	29	14	15	0.7	0.5	1.3	-	-	-	0	0	0
51 Intestinal obstruction and hernia (560, 561, 570)	186	114	72	4.7	4.0	6.4	-	-	-	0	0	0
52 Gastritis, duodenitis, enteritis and colitis (except diarrhea of the newborn) (543, 571, 572)	244	86	158	6.2	3.0	14.0	-	-	-	0	0	0
53 Cirrhosis of liver (581)	270	204	66	6.8	7.2	5.9	-	-	-	0	0	0
54 Nephritis and nephrosis (590-594)	483	223	260	12.2	7.9	23.1	1	-	-	0	0	0
55 Hyperplasia of prostate (610)	92	63	29	2.3	2.2	2.6	-	-	-	7.5	9.8	0
56 Complications of pregnancy, childbirth and the puerperium (640-652, 670-689)	60	12	48	1.5	0.4	4.3	-	-	-	0	0	0
57 Congenital malformations (750-759)	470	338	132	11.9	12.0	11.7	1	1	-	7.5	9.8	0
58 Birth injuries, postnatal asphyxia and atelectasis (760-762)	717	450	267	18.1	15.9	23.7	3	2	1	22.6	19.6	32.3
59 Infection of the newborn (763-768)	160	53	107	4.0	1.9	9.5	1	-	-	7.5	0	32.3
60 Other diseases peculiar to early infancy, and immaturity unqualified (769-776)	972	479	493	24.6	16.9	43.7	1	-	-	0	0	0
61 Senility, without mention of psychosis (794)	88	46	42	2.2	1.6	3.7	2	1	1	15.0	9.8	32.3
62 Ill-defined and unknown causes (780-793, 795)	385	152	233	9.7	5.4	20.7	1	-	-	0	0	0
63 Motor vehicle accidents (E810-E835)	1,019	757	262	25.8	26.8	23.2	2	2	-	15.0	19.6	32.3
64 All other accidents (E800-E802, E840-E962)	1,363	805	558	34.5	28.5	49.5	5	4	1	37.6	39.2	32.3
65 Suicide (E963, E970, E979)	369	338	31	9.3	12.0	2.7	-	-	-	0	0	0
66 Homicide (E964, E980-E985)	431	121	310	10.9	4.3	27.5	-	-	-	0	0	0
67 All other diseases (residual)	3,005	2,031	974	76.0	71.8	86.4	6	6	-	45.1	58.8	0

TABLE XIII VITAL STATISTICS, BY COUNTY, BY RACE, GEORGIA, 1960

ITEM	Atkinson						Bacon						
	Number			Rate or Ratio *			Number			Rate or Ratio *			
	Total	White	Non-White	Total	White	Non-White	Total	White	Non-White	Total	White	Non-White	
1 Estimated population	6,200	4,400	1,800				8,400	7,300	1,100				1
LIVE BIRTHS													
2 Total	182	101	81	29.4	23.0	45.0	202	168	34	24.0	23.0	30.9	2
3 Delivered in hospital	87	66	21	47.8%	65.3%	25.9%	194	165	29	96.0%	98.2%	85.3%	3
4 Delivered in home by physician	82	35	47	45.1%	34.7%	58.0%	1	1	-	0.5%	0.6%	0%	4
5 Delivered in home by midwife	12	-	12	6.6%	0%	14.8%	7	2	5	3.5%	1.2%	14.7%	5
6 Other deliveries	1	-	1	0.5%	0%	1.2%	-	-	-	0%	0%	0%	6
7 Immature births	18	5	13	98.9	49.5	160.5	11	8	3	54.5	47.6	88.2	7
8 Live births to un-wed mothers	15	4	11	82.4	39.6	135.8	6	1	5	29.7	6.0	147.1	8
FETAL DEATHS													
9 Total	8	5	3	44.0	49.5	37.0	2	2	-	9.9	11.9	0	9
10 Under 20 weeks gestation	4	3	1	22.0	29.7	12.3	-	-	-	0	0	0	10
11 20-27 weeks gestation	2	1	1	11.0	9.9	12.3	-	-	-	0	0	0	11
12 28 weeks and more	2	1	1	11.0	9.9	12.3	2	2	-	9.9	11.9	0	12
13 Unknown length of gestation	-	-	-	0	0	0	-	-	-	0	0	0	13
DEATHS													
14 Total, all ages	52	37	15	838.7	840.9	833.3	94	82	12	119.0	123.3	1090.9	14
15 Under 1 year	6	2	4	33.0	19.8	49.4	5	2	3	24.8	11.9	88.2	15
16 Under 28 days	5	2	3	27.5	19.8	37.0	1	1	-	5.0	6.0	0	16
17 Deaths from immaturity	-	-	-	0	0	0	-	-	-	0	0	0	17
18 1-4 years **	2	-	2	-	-	-	3	3	-	-	-	-	18
19 Maternal deaths	-	-	-	0	0	0	-	-	-	0	0	0	19
CAUSE OF DEATH													
20 Tuberculosis, all forms (001-019)	-	-	-	0	0	0	-	-	-	0	0	0	20
21 Syphilis and its sequelae (020-029)	-	-	-	0	0	0	-	-	-	0	0	0	21
22 Typhoid fever (040)	-	-	-	0	0	0	-	-	-	0	0	0	22
23 Dysentery, all forms (045-048)	-	-	-	0	0	0	-	-	-	0	0	0	23
24 Scarlet fever (050)	-	-	-	0	0	0	-	-	-	0	0	0	24
25 Streptococcal sore throat (051)	-	-	-	0	0	0	-	-	-	0	0	0	25
26 Diphtheria (055)	-	-	-	0	0	0	-	-	-	0	0	0	26
27 Whooping cough (056)	-	-	-	0	0	0	-	-	-	0	0	0	27
28 Meningococcal infections (057)	-	-	-	0	0	0	-	-	-	0	0	0	28
29 Acute poliomyelitis (080)	-	-	-	0	0	0	-	-	-	0	0	0	29
30 Acute infectious encephalitis (082)	-	-	-	0	0	0	-	-	-	0	0	0	30
31 Smallpox '084)	-	-	-	0	0	0	-	-	-	0	0	0	31
32 Measles (085)	-	-	-	0	0	0	-	-	-	0	0	0	32
33 Typhus and other rickettsial diseases (100-103, 105-108)	-	-	-	0	0	0	-	-	-	0	0	0	33
34 Rocky Mountain spotted fever (104)	-	-	-	0	0	0	-	-	-	0	0	0	34
35 Malaria (110-117)	-	-	-	0	0	0	-	-	-	0	0	0	35
36 All other diseases classified as infective and parasitic (030-039, 041-044, 049, 052-054, 059-074, 081, 083, 086-096, 120-138)	-	-	-	0	0	0	-	-	-	0	0	0	36
37 Malignant neoplasms, including neoplasms of lymphatic and haematopoietic tissues (140-205)	11	11	-	177.4	250.0	0	8	7	1	95.2	95.9	90.9	37
38 Benign and unspecified neoplasms (210-239)	-	-	-	0	0	0	-	-	-	0	0	0	38
39 Diabetes mellitus (260)	-	-	-	0	0	0	2	2	-	23.8	27.4	0	39
40 Pellagra (281)	-	-	-	0	0	0	-	-	-	0	0	0	40
41 Anemias (290-293)	-	-	-	0	0	0	-	-	-	0	0	0	41
42 Vascular lesions affecting central nervous system (330-334)	9	7	2	145.2	159.1	111.1	14	12	2	166.7	164.4	181.8	42
43 Nonmeningococcal meningitis (340)	-	-	-	0	0	0	-	-	-	0	0	0	43
44 Rheumatic fever (400-402)	-	-	-	0	0	0	-	-	-	0	0	0	44
45 Heart diseases (410-443)	11	7	4	177.4	159.1	222.2	42	38	4	500.0	520.5	363.6	45
46 Hypertension without mention of heart (444-447)	-	-	-	0	0	0	1	1	-	11.9	13.7	0	46
47 Influenza and pneumonia (480-483, 490-493)	3	2	1	48.4	45.5	55.6	2	1	1	23.8	13.7	90.9	47
48 Bronchitis (500-502)	-	-	-	0	0	0	-	-	-	0	0	0	48
49 Ulcer of stomach and duodenum (540-541)	1	1	-	16.1	22.7	0	1	1	-	11.9	13.7	0	49
50 Appendicitis (550-553)	-	-	-	0	0	0	-	-	-	0	0	0	50
51 Intestinal obstruction and hernia (560, 561, 570)	1	1	-	16.1	22.7	0	1	1	-	11.9	13.7	0	51
52 Gastritis, duodenitis, enteritis and colitis (except diarrhea of the newborn) (543, 571, 572)	-	-	-	0	0	0	4	1	3	47.6	13.7	272.7	52
53 Cirrhosis of liver (581)	-	-	-	0	0	0	-	-	-	0	0	0	53
54 Nephritis and nephrosis (590-594)	-	-	-	0	0	0	1	1	-	11.9	13.7	0	54
55 Hyperplasia of prostate (610)	-	-	-	0	0	0	1	1	-	11.9	13.7	0	55
56 Complications of pregnancy, childbirth and the puerperium (640-652, 670-689)	-	-	-	0	0	0	-	-	-	0	0	0	56
57 Congenital malformations (750-759)	-	-	-	0	0	0	-	-	-	0	0	0	57
58 Birth injuries, postnatal asphyxia and atelectasis (760-762)	1	1	-	16.1	22.7	0	1	1	-	11.9	13.7	0	58
59 Infection of the newborn (763-768)	2	1	1	32.3	22.7	55.6	-	-	-	0	0	0	59
60 Other diseases peculiar to early infancy, and immaturity unqualified (769-776)	1	-	1	16.1	0	55.6	-	-	-	0	0	0	60
61 Senility, without mention of psychosis (794)	-	-	-	0	0	0	-	-	-	0	0	0	61
62 Ill-defined and unknown causes (780-793, 795)	1	-	1	16.1	0	55.6	1	1	-	11.9	13.7	0	62
63 Motor vehicle accidents (E810-E835)	2	2	-	32.3	45.5	0	3	3	-	35.7	41.1	0	63
64 All other accidents (E800-E802, E840-E962)	6	3	3	96.8	68.2	166.7	4	3	1	47.6	41.1	90.9	64
65 Suicide (E963, E970, E979)	-	-	-	0	0	0	1	1	-	11.9	13.7	0	65
66 Homicide (E964, E980-E985)	1	-	1	16.1	0	55.6	1	1	-	11.9	13.7	0	66
67 All other diseases (residual)	2	1	1	32.3	22.7	55.6	6	6	-	71.4	82.2	0	67

TABLE XIII VITAL STATISTICS, BY COUNTY, BY RACE, GEORGIA, 1960

ITEM	Baker						Baldwin						
	Number			Rate or Ratio *			Number			Rate or Ratio *			
	Total	White	Non-White	Total	White	Non-White	Total	White	Non-White	Total	White	Non-White	
1 Estimated population	4,600	1,900	2,700				22,200	13,400	8,800				1
LIVE BIRTHS													
2 Total	120	40	80	26.1	21.1	29.6	529	252	277	23.8	18.8	31.5	2
3 Delivered in hospital	82	40	42	68.3%	100.0%	52.5%	378	248	130	71.5%	98.4%	46.9%	3
4 Delivered in home by physician				0%	0%	0%	5	4	5	0.9%	0%	1.8%	4
5 Delivered in home by midwife	38		38	31.7%	0%	47.5%	145	4	141	27.4%	1.6%	50.9%	5
6 Other deliveries				0%	0%	0%	1		1	0.2%	0%	0.4%	6
7 Immature births	10	3	7	83.3	75.0	87.5	55	22	33	104.0	87.3	119.1	7
8 Live births to un-wed mothers	14		14	116.7	0	175.0	72	2	70	136.1	7.9	252.7	8
FETAL DEATHS													
9 Total	3	2	1	25.0	50.0	12.5	18	5	13	34.0	19.8	46.9	9
10 Under 20 weeks gestation				0	0	0	6	4	2	11.3	15.9	7.2	10
11 20-27 weeks gestation	1	1		8.3	25.0	0	3	1	2	5.7	4.0	7.2	11
12 28 weeks and more	2	1	1	16.7	25.0	12.5	7	7	7	13.2	0	25.3	12
13 Unknown length of gestation				0	0	0	2		2	3.8	0	7.2	13
DEATHS													
14 Total, all ages	50	16	34	1087.0	842.1	1259.3	188	88	100	846.8	656.7	1136.4	14
15 Under 1 year	3		3	25.0	0	37.5	22	4	18	41.6	15.9	65.0	15
16 Under 28 days				0	0	0	9	4	5	17.0	15.9	18.1	16
17 Deaths from immaturity				0	0	0				0	0	0	17
18 1-4 years **	5		5				3		3	0	0	0	18
19 Maternal deaths	1		1	83.3	0	125.0				0	0	0	19
CAUSE OF DEATH													
20 Tuberculosis, all forms (001-019)	1		1	21.7	0	37.0				0	0	0	20
21 Syphilis and its sequelae (020-029)				0	0	0				0	0	0	21
22 Typhoid fever (040)				0	0	0				0	0	0	22
23 Dysentery, all forms (045-048)				0	0	0				0	0	0	23
24 Scarlet fever (050)				0	0	0				0	0	0	24
25 Streptococcal sore throat (051)				0	0	0				0	0	0	25
26 Diphtheria (055)				0	0	0				0	0	0	26
27 Whooping cough (056)				0	0	0				0	0	0	27
28 Meningococcal infections (057)				0	0	0				0	0	0	28
29 Acute poliomyelitis (080)				0	0	0				0	0	0	29
30 Acute infectious encephalitis (082)				0	0	0				0	0	0	30
31 Smallpox (084)				0	0	0				0	0	0	31
32 Measles (085)				0	0	0				0	0	0	32
33 Typhus and other rickettsial diseases (100-103, 105-108)				0	0	0				0	0	0	33
34 Rocky Mountain spotted fever (104)				0	0	0				0	0	0	34
35 Malaria (110-117)				0	0	0				0	0	0	35
36 All other diseases classified as infective and parasitic (030-039, 041-044, 049, 052-054, 059-074, 081, 083, 086-096, 120-138)	1		1	21.7	0	37.0	1		1	4.5	0	11.4	36
37 Malignant neoplasms, including neoplasms of lymphatic and hematopoietic tissues (140-205)	5	3	2	108.7	157.9	74.1	28	21	7	126.1	156.7	79.5	37
38 Benign and unspecified neoplasms (210-239)				0	0	0				0	0	0	38
39 Diabetes mellitus (260)				0	0	0				0	0	0	39
40 Pellagra (281)				0	0	0				0	0	0	40
41 Anemias (290-293)				0	0	0				0	0	0	41
42 Vascular lesions affecting central nervous system (330-334)	7	2	5	152.2	105.3	185.2	31	13	18	139.6	97.0	204.5	42
43 Nonmeningococcal meningitis (340)				0	0	0				0	0	0	43
44 Rheumatic fever (400-402)				0	0	0				0	0	0	44
45 Heart diseases (410-443)	12	4	8	260.9	210.5	296.3	64	35	29	288.3	261.2	329.5	45
46 Hypertension without mention of heart (444-447)				0	0	0	1		1	4.5	0	11.4	46
47 Influenza and pneumonia (480-483, 490-493)	6	1	5	130.4	52.6	185.2	16	1	15	72.1	7.5	170.5	47
48 Bronchitis (500-502)				0	0	0				0	0	0	48
49 Ulcer of stomach and duodenum (540-541)				0	0	0	1		1	4.5	0	11.4	49
50 Appendicitis (550-553)				0	0	0				0	0	0	50
51 Intestinal obstruction and hernia (560, 561, 570)				0	0	0	2	1	1	9.0	7.5	11.4	51
52 Gastritis, duodenitis, enteritis and colitis (except diarrhea of the newborn) (543, 571, 572)	1		1	21.7	0	37.0	2		2	9.0	0	22.7	52
53 Cirrhosis of liver (581)				0	0	0	1		1	4.5	0	11.4	53
54 Nephritis and nephrosis (590-594)	1	1		21.7	52.6	0	1	1		4.5	7.5	0	54
55 Hyperplasia of prostate (610)				0	0	0				0	0	0	55
56 Complications of pregnancy, childbirth and the puerperium (640-652, 670-689)	1		1	21.7	0	37.0				0	0	0	56
57 Congenital malformations (750-759)				0	0	0				0	0	0	57
58 Birth injuries, postnatal asphyxia and atelectasis (760-762)				0	0	0	7	3	4	31.5	22.4	45.5	58
59 Infection of the newborn (763-768)				0	0	0				0	0	0	59
60 Other diseases peculiar to early infancy, and immaturity unqualified (769-776)				0	0	0	2	1	1	9.0	7.5	11.4	60
61 Senility, without mention of psychosis (794)	1		1	21.7	0	37.0				0	0	0	61
62 Ill-defined and unknown causes (780-793, 795)				0	0	0	1	1		4.5	7.5	0	62
63 Motor vehicle accidents (E810-E835)	1	1		21.7	52.6	0	6	2	4	27.0	14.9	45.5	63
64 All other accidents (E800-E802, E840-E962)	7	1	6	152.2	52.6	222.2	8	4	4	36.0	29.9	45.5	64
65 Suicide (E963, E970, E979)	1	1		21.7	52.6	0	2	1	1	9.0	7.5	11.4	65
66 Homicide (E964, E980-E985)				0	0	0	5	1	4	22.5	7.5	45.5	66
67 All other diseases (residual)	5	2	3	108.7	105.3	111.1	9	3	6	40.5	22.4	68.2	67

TABLE XIII VITAL STATISTICS, BY COUNTY, BY RACE, GEORGIA, 1960

ITEM	Banks						Barrow						
	Number			Rate or Ratio *			Number			Rate or Ratio *			
	Total	White	Non-White	Total	White	Non-White	Total	White	Non-White	Total	White	Non-White	
1 Estimated population	6,500	6,100	400				14,600	12,000	2,600				1
LIVE BIRTHS													
2 Total	91	86	5	14.0	14.1	12.5	334	244	90	22.9	20.3	34.6	2
3 Delivered in hospital	89	84	5	97.8%	97.7%	100.0%	315	241	74	94.3%	98.8%	82.2%	3
4 Delivered in home by physician	-	-	-	0%	0%	0%	1	1	-	0.3%	0.4%	0%	4
5 Delivered in home by midwife	2	2	-	2.2%	2.3%	0%	18	2	16	5.4%	0.8%	17.8%	5
6 Other deliveries	-	-	-	0%	0%	0%	-	-	-	0%	0%	0%	6
7 Immature births	6	4	2	65.9	46.5	400.0	29	13	16	86.8	53.3	177.8	7
8 Live births to un-wed mothers	3	1	2	33.0	11.6	400.0	26	2	24	77.8	8.2	266.7	8
FETAL DEATHS													
9 Total	3	3	-	33.0	34.9	0	6	2	4	18.0	8.2	44.4	9
10 Under 20 weeks gestation	2	2	-	22.0	23.3	0	2	1	1	6.0	4.1	11.1	10
11 20-27 weeks gestation	-	-	-	0	0	0	-	-	-	0	0	0	11
12 28 weeks and more	1	1	-	11.0	11.6	0	4	1	3	12.0	4.1	33.3	12
13 Unknown length of gestation	-	-	-	0	0	0	-	-	-	0	0	0	13
DEATHS													
14 Total, all ages	45	45	-	692.3	737.7	0	118	97	21	808.2	808.3	807.7	14
15 Under 1 year	1	1	-	11.0	11.6	0	8	6	2	24.0	24.6	22.2	15
16 Under 28 days	1	1	-	11.0	11.6	0	8	6	2	24.0	24.6	22.2	16
17 Deaths from immaturity	-	-	-	0	0	0	5	3	2	15.0	12.3	22.2	17
18 1-4 years **	-	-	-	-	-	-	1	-	1	-	-	-	18
19 Maternal deaths	-	-	-	0	0	0	1	-	1	29.9	0	111.1	19
CAUSE OF DEATH													
20 Tuberculosis, all forms (001-019)	-	-	-	0	0	0	-	-	-	0	0	0	20
21 Syphilis and its sequelae (020-029)	-	-	-	0	0	0	-	-	-	0	0	0	21
22 Typhoid fever (040)	-	-	-	0	0	0	-	-	-	0	0	0	22
23 Dysentery, all forms (045-048)	-	-	-	0	0	0	1	-	1	6.8	0	38.5	23
24 Scarlet fever (050)	-	-	-	0	0	0	-	-	-	0	0	0	24
25 Streptococcal sore throat (051)	-	-	-	0	0	0	-	-	-	0	0	0	25
26 Diphtheria (055)	-	-	-	0	0	0	-	-	-	0	0	0	26
27 Whooping cough (056)	-	-	-	0	0	0	-	-	-	0	0	0	27
28 Meningococcal infections (057)	-	-	-	0	0	0	-	-	-	0	0	0	28
29 Acute poliomyelitis (080)	-	-	-	0	0	0	-	-	-	0	0	0	29
30 Acute infectious encephalitis (082)	-	-	-	0	0	0	-	-	-	0	0	0	30
31 Smallpox (084)	-	-	-	0	0	0	-	-	-	0	0	0	31
32 Measles (085)	-	-	-	0	0	0	-	-	-	0	0	0	32
33 Typhus and other rickettsial diseases (100-103, 105-108)	-	-	-	0	0	0	-	-	-	0	0	0	33
34 Rocky Mountain spotted fever (104)	-	-	-	0	0	0	-	-	-	0	0	0	34
35 Malaria (110-117)	-	-	-	0	0	0	-	-	-	0	0	0	35
36 All other diseases classified as infective and parasitic (030-039, 041-044, 049, 052-054, 059-074, 081, 083, 086-096, 120-138)	-	-	-	0	0	0	-	-	-	0	0	0	36
37 Malignant neoplasms, including neoplasms of lymphatic and haemopoietic tissues (140-205)	11	11	-	169.2	180.3	0	16	13	3	109.6	108.3	115.4	37
38 Benign and unspecified neoplasms (210-239)	-	-	-	0	0	0	-	-	-	0	0	0	38
39 Diabetes mellitus (260)	-	-	-	0	0	0	2	2	-	13.7	16.7	0	39
40 Pellagra (281)	-	-	-	0	0	0	-	-	-	0	0	0	40
41 Anemias (290-293)	-	-	-	0	0	0	-	-	-	0	0	0	41
42 Vascular lesions affecting central nervous system (330-334)	8	8	-	123.1	131.1	0	31	24	7	212.3	200.0	269.2	42
43 Nonmeningococcal meningitis (340)	-	-	-	0	0	0	-	-	-	0	0	0	43
44 Rheumatic fever (400-402)	-	-	-	0	0	0	-	-	-	0	0	0	44
45 Heart diseases (410-443)	18	18	-	276.9	295.1	0	30	28	2	205.5	233.3	76.9	45
46 Hypertension without mention of heart (444-447)	1	1	-	15.4	16.4	0	1	1	-	6.8	8.3	0	46
47 Influenza and pneumonia (480-483, 490-493)	1	1	-	15.4	16.4	0	4	4	-	27.4	33.3	0	47
48 Bronchitis (500-502)	-	-	-	0	0	0	-	-	-	0	0	0	48
49 Ulcer of stomach and duodenum (540-541)	-	-	-	0	0	0	-	-	-	0	0	0	49
50 Appendicitis (550-553)	-	-	-	0	0	0	-	-	-	0	0	0	50
51 Intestinal obstruction and hernia (560, 561, 570)	-	-	-	0	0	0	2	2	-	13.7	16.7	0	51
52 Gastritis, duodenitis, enteritis and colitis (except diarrhea of the newborn) (543, 571, 572)	-	-	-	0	0	0	1	-	1	6.8	0	38.5	52
53 Cirrhosis of liver (581)	-	-	-	0	0	0	1	1	-	6.8	8.3	0	53
54 Nephritis and nephrosis (590-594)	-	-	-	0	0	0	2	1	1	13.7	8.3	38.5	54
55 Hyperplasia of prostate (610)	-	-	-	0	0	0	-	-	-	0	0	0	55
56 Complications of pregnancy, childbirth and the puerperium (640-652, 670-689)	-	-	-	0	0	0	1	-	1	6.8	0	38.5	56
57 Congenital malformations (750-759)	1	1	-	15.4	16.4	0	2	2	-	13.7	16.7	0	57
58 Birth injuries, postnatal asphyxia and atelectasis (760-762)	-	-	-	0	0	0	1	1	-	6.8	8.3	0	58
59 Infection of the newborn (763-768)	-	-	-	0	0	0	-	-	-	0	0	0	59
60 Other diseases peculiar to early infancy, and immaturity unqualified (769-776)	-	-	-	0	0	0	5	3	2	34.2	25.0	76.9	60
61 Senility, without mention of psychosis (794)	-	-	-	0	0	0	-	-	-	0	0	0	61
62 Ill-defined and unknown causes (780-793, 795)	-	-	-	0	0	0	-	-	-	0	0	0	62
63 Motor vehicle accidents (E810-E835)	1	1	-	15.4	16.4	0	2	2	-	13.7	16.7	0	63
64 All other accidents (E800-E802, E840-E962)	2	2	-	30.8	32.8	0	7	7	-	47.9	58.3	0	64
65 Suicide (E963, E970, E979)	-	-	-	0	0	0	1	1	-	6.8	8.3	0	65
66 Homicide (E964, E980-E985)	-	-	-	0	0	0	2	-	2	13.7	0	76.9	66
67 All other diseases (residual)	2	2	-	30.8	32.8	0	6	5	1	41.1	41.7	38.5	67

TABLE XIII VITAL STATISTICS, BY COUNTY, BY RACE, GEORGIA, 1960

ITEM	Barrow						Ben Hill						
	Number			Rate or Ratio *			Number			Rate or Ratio *			
	Total	White	Non-White	Total	White	Non-White	Total	White	Non-White	Total	White	Non-White	
1 Estimated population	28,300	24,000	4,300				13,600	9,100	4,500				1
LIVE BIRTHS													
2 Total	660	520	140	23.3	21.7	32.6	278	148	130	20.4	16.3	28.9	2
3 Delivered in hospital	643	515	128	97.4%	99.0%	91.4%	218	148	70	78.4%	100.0%	53.8%	3
4 Delivered in home by physician	5	3	2	0.8%	0.6%	1.4%	3	-	3	1.1%	0%	2.3%	4
5 Delivered in home by midwife	11	1	10	1.7%	0.2%	7.1%	57	-	57	20.5%	0%	43.8%	5
6 Other deliveries	1	1	-	0.2%	0.2%	0%	-	-	-	0%	0%	0%	6
7 Immature births	46	31	15	69.7	59.6	107.1	31	14	17	111.5	94.6	130.8	7
8 Live births to un-wed mothers	41	19	22	62.1	36.5	157.1	39	4	35	140.3	27.0	269.2	8
FETAL DEATHS													
9 Total	26	18	8	39.4	34.6	57.1	14	6	8	50.4	40.5	61.5	9
10 Under 20 weeks gestation	7	7	-	10.6	13.5	0	9	4	5	32.4	27.0	38.5	10
11 20-27 weeks gestation	10	4	6	15.2	7.7	42.9	1	1	-	3.6	6.8	0	11
12 28 weeks and more	5	4	1	7.6	7.7	7.1	4	1	3	14.4	6.8	23.1	12
13 Unknown length of gestation	4	3	1	6.1	5.8	7.1	-	-	-	0	0	0	13
DEATHS													
14 Total, all ages	257	195	62	908.1	812.5	1441.9	162	94	68	191.2	1033.0	1511.1	14
15 Under 1 year	18	13	5	27.3	25.0	35.7	11	-	11	39.6	0	84.6	15
16 Under 28 days	6	5	1	9.1	9.6	7.1	3	-	3	10.8	0	23.1	16
17 Deaths from immaturity	1	1	-	1.5	1.9	0	1	-	1	3.6	0	7.7	17
18 1-4 years **	6	5	1	-	-	-	4	1	3	-	-	-	18
19 Maternal deaths	1	-	1	15.2	0	71.4	-	-	-	0	0	0	19
CAUSE OF DEATH													
20 Tuberculosis, all forms (001-019)	-	-	-	0	0	0	2	1	1	14.7	11.0	22.2	20
21 Syphilis and its sequelae (020-029)	-	-	-	0	0	0	-	-	-	0	0	0	21
22 Typhoid fever (040)	-	-	-	0	0	0	-	-	-	0	0	0	22
23 Dysentery, all forms (045-048)	-	-	-	0	0	0	-	-	-	0	0	0	23
24 Scarlet fever (050)	-	-	-	0	0	0	-	-	-	0	0	0	24
25 Streptococcal sore throat (051)	-	-	-	0	0	0	-	-	-	0	0	0	25
26 Diphtheria (055)	-	-	-	0	0	0	-	-	-	0	0	0	26
27 Whooping cough (056)	-	-	-	0	0	0	-	-	-	0	0	0	27
28 Meningococcal infections (057)	-	-	-	0	0	0	-	-	-	0	0	0	28
29 Acute poliomyelitis (080)	-	-	-	0	0	0	-	-	-	0	0	0	29
30 Acute infectious encephalitis (082)	-	-	-	0	0	0	-	-	-	0	0	0	30
31 Smallpox (084)	-	-	-	0	0	0	-	-	-	0	0	0	31
32 Measles (085)	-	-	-	0	0	0	-	-	-	0	0	0	32
33 Typhus and other rickettsial diseases (100-103, 105-108)	-	-	-	0	0	0	-	-	-	0	0	0	33
34 Rocky Mountain spotted fever (104)	-	-	-	0	0	0	-	-	-	0	0	0	34
35 Malaria (110-117)	-	-	-	0	0	0	-	-	-	0	0	0	35
36 All other diseases classified as infective and parasitic (030-039, 041-044, 049, 052-054, 059-074, 081, 083, 086-096, 120-138)	3	3	-	10.6	12.5	0	1	-	1	7.4	0	22.2	36
37 Malignant neoplasms, including neoplasms of lymphatic and hematopoietic tissues (140-205)	29	24	5	102.5	100.0	116.3	18	12	6	132.4	131.9	133.3	37
38 Benign and unspecified neoplasms (210-239)	-	-	-	0	0	0	-	-	-	0	0	0	38
39 Diabetes mellitus (260)	1	1	-	3.5	4.2	0	4	1	3	29.4	11.0	66.7	39
40 Pellagra (281)	-	-	-	0	0	0	1	-	1	7.4	0	22.2	40
41 Anemias (290-293)	2	2	-	7.1	8.3	0	-	-	-	0	0	0	41
42 Vascular lesions affecting central nervous system (330-334)	52	38	14	183.7	158.3	325.6	29	11	18	213.2	120.9	400.0	42
43 Nonmeningococcal meningitis (340)	-	-	-	0	0	0	-	-	-	0	0	0	43
44 Rheumatic fever (400-402)	1	-	1	3.5	0	23.3	-	-	-	0	0	0	44
45 Heart diseases (410-443)	78	59	19	275.6	245.8	441.9	56	45	11	411.8	494.5	244.4	45
46 Hypertension without mention of heart (444-447)	3	1	2	10.6	4.2	46.5	3	2	1	22.1	22.0	22.2	46
47 Influenza and pneumonia (480-483, 490-493)	15	11	4	53.0	45.8	93.0	9	2	7	66.2	22.0	155.6	47
48 Bronchitis (500-502)	-	-	-	0	0	0	-	-	-	0	0	0	48
49 Ulcer of stomach and duodenum (540-541)	-	-	-	0	0	0	2	2	-	14.7	22.0	0	49
50 Appendicitis (550-553)	-	-	-	0	0	0	-	-	-	0	0	0	50
51 Intestinal obstruction and hernia (560, 561, 570)	3	2	1	10.6	8.3	23.3	2	1	1	14.7	11.0	22.2	51
52 Gastritis, duodenitis, enteritis and colitis (except diarrhea of the newborn) (543, 571, 572)	3	3	-	10.6	12.5	0	2	-	2	14.7	0	44.4	52
53 Cirrhosis of liver (581)	1	1	-	3.5	4.2	0	-	-	-	0	0	0	53
54 Nephritis and nephrosis (590-594)	1	1	-	3.5	4.2	0	6	4	2	44.1	44.0	44.4	54
55 Hyperplasia of prostate (610)	1	1	-	3.5	4.2	0	-	-	-	0	0	0	55
56 Complications of pregnancy, childbirth and the puerperium (640-652, 670-689)	1	-	1	3.5	0	23.3	-	-	-	0	0	0	56
57 Congenital malformations (750-759)	2	2	-	7.1	8.3	0	-	-	-	0	0	0	57
58 Birth injuries, postnatal asphyxia and asphyxia (760-762)	1	-	1	3.5	0	23.3	1	-	1	7.4	0	22.2	58
59 Infection of the newborn (763-768)	1	1	-	3.5	4.2	0	-	-	-	0	0	0	59
60 Other diseases peculiar to early infancy, and immaturity unqualified (769-776)	2	2	-	7.1	8.3	0	2	-	2	14.7	0	44.4	60
61 Senility, without mention of psychosis (794)	1	1	-	3.5	4.2	0	1	-	1	7.4	0	22.2	61
62 Ill-defined and unknown causes (780-793, 795)	2	-	2	7.1	0	46.5	-	-	-	0	0	0	62
63 Motor vehicle accidents (E810-E835)	8	7	1	28.3	29.2	23.3	1	-	1	7.4	0	22.2	63
64 All other accidents (E800-E802, E840-E962)	13	10	3	45.9	41.7	69.8	9	4	5	66.2	44.0	111.1	64
65 Suicide (E963, E970, E979)	1	1	-	3.5	4.2	0	1	1	-	7.4	11.0	0	65
66 Homicide (E964, E980-E985)	3	1	2	10.6	4.2	46.5	1	-	1	7.4	0	22.2	66
67 All other diseases (residual)	29	23	6	102.5	95.8	139.5	11	8	3	80.9	87.9	66.7	67

TABLE XIII VITAL STATISTICS, BY COUNTY, BY RACE, GEORGIA, 1960

ITEM	Berrien						Bibb						
	Number			Rate or Ratio *			Number			Rate or Ratio *			
	Total	White	Non-White	Total	White	Non-White	Total	White	Non-White	Total	White	Non-White	
1 Estimated population	12,000	10,200	1,800				141,900	94,600	47,300				1
LIVE BIRTHS													
2 Total	262	205	57	21.8	20.1	31.7	3,709	2,173	1,536	26.1	23.0	32.5	2
3 Delivered in hospital	247	203	44	94.3%	99.0%	77.2%	3,674	2,167	1,507	99.1%	99.7%	98.1%	3
4 Delivered in home by physician	2	1	1	0.8%	0.5%	1.8%	32	6	26	0.9%	0.3%	1.7%	4
5 Delivered in home by midwife	13	1	12	5.0%	0.5%	21.1%	3	-	3	0.1%	0%	0.2%	5
6 Other deliveries	-	-	-	0%	0%	0%	-	-	-	0%	0%	0%	6
7 Immature births	19	9	10	72.5	43.9	175.4	352	146	206	94.9	67.2	134.1	7
8 Live births to un-wed mothers	12	3	9	45.8	14.6	157.9	362	34	328	97.6	15.6	213.5	8
FETAL DEATHS													
9 Total	8	8	-	30.5	39.0	0	92	63	29	24.8	29.0	18.9	9
10 Under 20 weeks gestation	3	3	-	11.5	14.6	0	27	25	2	7.3	11.5	1.3	10
11 20-27 weeks gestation	1	1	-	3.8	4.9	0	21	12	9	5.7	5.5	5.9	11
12 28 weeks and more	4	4	-	15.3	19.5	0	41	25	16	11.1	11.5	10.4	12
13 Unknown length of gestation	-	-	-	0	0	0	3	1	2	0.8	0.5	1.3	13
DEATHS													
14 Total, all ages	119	98	21	991.7	960.8	1166.7	1,329	734	595	936.6	775.9	1257.9	14
15 Under 1 year	7	4	3	26.7	19.5	52.6	107	40	67	28.8	18.4	43.6	15
16 Under 28 days	6	4	2	22.9	19.5	35.1	68	27	41	18.3	12.4	26.7	16
17 Deaths from immaturity	-	-	-	0	0	0	17	9	8	4.6	4.1	5.2	17
18 1-4 years **	1	1	-	0	0	0	19	1	18	-	-	-	18
19 Maternal deaths	-	-	-	0	0	0	1	-	1	2.7	0	6.5	19
CAUSE OF DEATH													
20 Tuberculosis, all forms (001-019)	-	-	-	0	0	0	7	2	5	4.9	2.1	10.6	20
21 Syphilis and its sequelae (020-029)	-	-	-	0	0	0	3	-	3	2.1	0	6.3	21
22 Typhoid fever (040)	-	-	-	0	0	0	-	-	-	0	0	0	22
23 Dysentery, all forms (045-048)	-	-	-	0	0	0	1	-	1	0.7	0	2.1	23
24 Scarlet fever (050)	-	-	-	0	0	0	-	-	-	0	0	0	24
25 Streptococcal sore throat (051)	-	-	-	0	0	0	-	-	-	0	0	0	25
26 Diphtheria (055)	-	-	-	0	0	0	-	-	-	0	0	0	26
27 Whooping cough (056)	-	-	-	0	0	0	-	-	-	0	0	0	27
28 Meningococcal infections (057)	-	-	-	0	0	0	1	-	1	0.7	0	2.1	28
29 Acute poliomyelitis (080)	-	-	-	0	0	0	-	-	-	0	0	0	29
30 Acute infectious encephalitis (082)	-	-	-	0	0	0	-	-	-	0	0	0	30
31 Smallpox (084)	-	-	-	0	0	0	-	-	-	0	0	0	31
32 Measles (085)	-	-	-	0	0	0	-	-	-	0	0	0	32
33 Typhus and other rickettsial diseases (100-103, 105-108)	-	-	-	0	0	0	-	-	-	0	0	0	33
34 Rocky Mountain spotted fever (104)	-	-	-	0	0	0	-	-	-	0	0	0	34
35 Malaria (110-117)	-	-	-	0	0	0	-	-	-	0	0	0	35
36 All other diseases classified as infective and parasitic (030-039, 041-044, 049, 052-054, 059-074, 081, 083, 086-096, 120-138)	-	-	-	0	0	0	2	1	1	1.4	1.1	2.1	36
37 Malignant neoplasms, including neoplasms of lymphatic and haematopoietic tissues (140-205)	14	12	2	116.7	117.6	111.1	172	100	72	121.2	105.7	152.2	37
38 Benign and unspecified neoplasms (210-239)	-	-	-	0	0	0	2	-	2	1.4	0	4.2	38
39 Diabetes mellitus (260)	3	3	-	25.0	29.4	0	19	12	7	13.4	12.7	14.8	39
40 Pellagra (281)	-	-	-	0	0	0	-	-	-	0	0	0	40
41 Anemias (290-293)	-	-	-	0	0	0	-	-	-	0	0	0	41
42 Vascular lesions affecting central nervous system (330-334)	18	15	3	150.0	147.1	166.7	167	86	81	117.7	90.9	171.2	42
43 Nonmeningococcal meningitis (340)	-	-	-	0	0	0	7	1	6	4.9	1.1	12.7	43
44 Rheumatic fever (400-402)	-	-	-	0	0	0	-	-	-	0	0	0	44
45 Heart diseases (410-443)	46	39	7	383.3	382.4	388.9	455	268	187	320.6	283.3	395.3	45
46 Hypertension without mention of heart (444-447)	1	1	-	8.3	9.8	0	17	5	12	12.0	5.3	25.4	46
47 Influenza and pneumonia (480-483, 490-493)	5	5	-	41.7	49.0	0	52	25	27	36.6	26.4	57.1	47
48 Bronchitis (500-502)	1	-	-	0	0	0	3	1	2	2.1	1.1	4.2	48
49 Ulcer of stomach and duodenum (540-541)	1	-	-	8.3	0	55.6	8	5	3	5.6	5.3	6.3	49
50 Appendicitis (550-553)	-	-	-	0	0	0	1	-	1	0.7	0	2.1	50
51 Intestinal obstruction and hernia (560, 561, 570)	1	-	-	8.3	0	55.6	2	-	2	1.4	0	4.2	51
52 Gastritis, duodenitis, enteritis and colitis (except diarrhea of the newborn) (543, 571, 572)	2	1	1	16.7	9.8	55.6	10	1	9	7.0	1.1	19.0	52
53 Cirrhosis of liver (581)	1	1	-	8.3	9.8	0	13	10	3	9.2	10.6	6.3	53
54 Nephritis and nephrosis (590-594)	1	1	-	8.3	9.8	0	17	3	14	12.0	3.2	29.6	54
55 Hyperplasia of prostate (610)	-	-	-	0	0	0	2	1	1	1.4	1.1	2.1	55
56 Complications of pregnancy, childbirth and the puerperium (640-652, 670-689)	-	-	-	0	0	0	1	-	1	0.7	0	2.1	56
57 Congenital malformations (750-759)	2	2	-	16.7	19.6	0	26	9	17	18.3	9.5	35.9	57
58 Birth injuries, postnatal asphyxia and atelectasis (760-762)	3	2	1	25.0	19.6	55.6	25	10	15	17.6	10.6	31.7	58
59 Infection of the newborn (763-768)	-	-	-	0	0	0	2	-	2	1.4	0	4.2	59
60 Other diseases peculiar to early infancy, and immaturity unqualified (769-776)	-	-	-	0	0	0	31	14	17	21.8	14.8	35.9	60
61 Senility, without mention of psychosis (794)	-	-	-	0	0	0	2	2	-	1.4	2.1	0	61
62 Ill-defined and unknown causes (780-793, 795)	1	-	-	8.3	0	55.6	2	1	1	1.4	1.1	2.1	62
63 Motor vehicle accidents (E810-E835)	2	2	-	16.7	19.6	0	31	25	6	21.8	26.4	12.7	63
64 All other accidents (E800-E802, E840-E962)	6	3	3	50.0	29.4	166.7	57	36	21	40.2	38.1	44.4	64
65 Suicide (E963, E970, E979)	3	3	-	25.0	29.4	0	24	20	4	16.9	21.1	8.5	65
66 Homicide (E964, E980-E985)	1	-	-	8.3	0	55.6	29	9	20	20.4	9.5	42.3	66
67 All other diseases (residual)	8	8	-	66.7	78.4	0	138	87	51	97.3	92.0	107.8	67

TABLE XIII VITAL STATISTICS, BY COUNTY, BY RACE, GEORGIA, 1960

ITEM	Bleckley						Brantley						
	Number			Rate or Ratio *			Number			Rate or Ratio *			
	Total	White	Non-White	Total	White	Non-White	Total	White	Non-White	Total	White	Non-White	
1 Estimated population	9,600	6,900	2,700				5,900	5,100	800				1
LIVE BIRTHS													
2 Total	252	150	102	26.2	21.7	37.8	123	105	18	20.8	20.6	22.5	2
3 Delivered in hospital	155	143	12	61.5%	95.3%	11.8%	110	100	10	89.4%	95.2%	55.6%	3
4 Delivered in home by physician	6	1	5	2.4%	0.7%	4.9%	7	4	3	5.7%	3.8%	16.7%	4
5 Delivered in home by midwife	91	6	85	36.1%	4.0%	83.3%	6	1	5	4.9%	1.0%	27.8%	5
6 Other deliveries	—	—	—	0%	0%	0%	—	—	—	0%	0%	0%	6
7 Immature births	20	12	8	79.4	80.0	78.4	11	11	—	89.4	104.8	0	7
8 Live births to un-wed mothers	45	4	41	178.6	26.7	402.0	3	3	—	24.4	28.6	0	8
FETAL DEATHS													
9 Total	13	9	4	51.6	60.0	39.2	15	14	1	122.0	133.3	55.6	9
10 Under 20 weeks gestation	9	6	3	35.7	40.0	29.4	5	4	1	40.7	38.1	55.6	10
11 20-27 weeks gestation	3	2	1	11.9	13.3	9.8	1	1	—	8.1	9.5	0	11
12 28 weeks and more	1	1	—	4.0	6.7	0	9	9	—	73.2	85.7	0	12
13 Unknown length of gestation	—	—	—	0	0	0	—	—	—	0	0	0	13
DEATHS													
14 Total, all ages	82	47	35	854.2	681.2	1296.3	54	42	12	915.3	823.5	1500.0	14
15 Under 1 year	9	6	3	35.7	40.0	29.4	5	2	3	40.7	19.0	166.7	15
16 Under 28 days	9	6	3	35.7	40.0	29.4	2	2	—	16.3	19.0	0	16
17 Deaths from immaturity	3	3	—	11.9	20.0	0	1	1	—	8.1	9.5	0	17
18 1-4 years **	1	—	1	—	—	—	—	—	—	—	—	0	18
19 Maternal deaths	—	—	—	0	0	0	—	—	—	0	0	0	19
CAUSE OF DEATH													
20 Tuberculosis, all forms (001-019)	1	—	1	10.4	0	37.0	1	1	—	16.9	19.6	0	20
21 Syphilis and its sequelae (020-029)	—	—	—	0	0	0	—	—	—	0	0	0	21
22 Typhoid fever (040)	—	—	—	0	0	0	—	—	—	0	0	0	22
23 Dysentery, all forms (045-048)	—	—	—	0	0	0	—	—	—	0	0	0	23
24 Scarlet fever (050)	—	—	—	0	0	0	—	—	—	0	0	0	24
25 Streptococcal sore throat (051)	—	—	—	0	0	0	—	—	—	0	0	0	25
26 Diphtheria (055)	—	—	—	0	0	0	—	—	—	0	0	0	26
27 Whooping cough (056)	—	—	—	0	0	0	—	—	—	0	0	0	27
28 Meningococcal infections (057)	—	—	—	0	0	0	—	—	—	0	0	0	28
29 Acute poliomyelitis (080)	—	—	—	0	0	0	—	—	—	0	0	0	29
30 Acute infectious encephalitis (082)	—	—	—	0	0	0	—	—	—	0	0	0	30
31 Smallpox (084)	—	—	—	0	0	0	—	—	—	0	0	0	31
32 Measles (085)	—	—	—	0	0	0	—	—	—	0	0	0	32
33 Typhus and other rickettsial diseases (100-103, 105-108)	—	—	—	0	0	0	—	—	—	0	0	0	33
34 Rocky Mountain spotted fever (104)	—	—	—	0	0	0	—	—	—	0	0	0	34
35 Malaria (110-117)	—	—	—	0	0	0	—	—	—	0	0	0	35
36 All other diseases classified as infective and parasitic (030-039, 041-044, 049, 052-054, 059-074, 081, 083, 086-096, 120-138)	—	—	—	0	0	0	—	—	—	0	0	0	36
37 Malignant neoplasms, including neoplasms of lymphatic and haematopoietic tissues (140-205)	6	4	2	62.5	58.0	74.1	7	7	—	118.6	137.3	0	37
38 Benign and unspecified neoplasms (210-239)	—	—	—	0	0	0	—	—	—	0	0	0	38
39 Diabetes mellitus (260)	1	1	—	10.4	14.5	0	2	1	1	33.9	19.6	125.0	39
40 Pellagra (281)	—	—	—	0	0	0	—	—	—	0	0	0	40
41 Anemias (290-293)	—	—	—	0	0	0	—	—	—	0	0	0	41
42 Vascular lesions affecting central nervous system (330-334)	16	7	9	166.7	101.4	333.3	8	6	2	135.6	117.6	250.0	42
43 Nonmeningococcal meningitis (340)	—	—	—	0	0	0	—	—	—	0	0	0	43
44 Rheumatic fever (400-402)	—	—	—	0	0	0	—	—	—	0	0	0	44
45 Heart diseases (410-443)	18	13	5	187.5	188.4	185.2	13	10	3	220.3	196.1	375.0	45
46 Hypertension without mention of heart (444-447)	—	—	—	0	0	0	—	—	—	0	0	0	46
47 Influenza and pneumonia (480-483, 490-493)	3	1	2	31.2	14.5	74.1	6	3	3	101.7	58.8	375.0	47
48 Bronchitis (500-502)	—	—	—	0	0	0	—	—	—	0	0	0	48
49 Ulcer of stomach and duodenum (540-541)	1	1	—	10.4	14.5	0	1	1	—	16.9	19.6	0	49
50 Appendicitis (550-553)	—	—	—	0	0	0	—	—	—	0	0	0	50
51 Intestinal obstruction and hernia (560, 561, 570)	1	—	1	10.4	0	37.0	—	—	—	0	0	0	51
52 Gastritis, duodenitis, enteritis and colitis (except diarrhea of the newborn) (543, 571, 572)	—	—	—	0	0	0	—	—	—	0	0	0	52
53 Cirrhosis of liver (581)	2	2	—	20.8	29.0	0	1	1	—	16.9	19.6	0	53
54 Nephritis and nephrosis (590-594)	2	2	—	20.8	29.0	0	4	2	2	67.8	39.2	250.0	54
55 Hyperplasia of prostate (610)	—	—	—	0	0	0	—	—	—	0	0	0	55
56 Complications of pregnancy, childbirth and the puerperium (640-652, 670-689)	—	—	—	0	0	0	—	—	—	0	0	0	56
57 Congenital malformations (750-759)	—	—	—	0	0	0	—	—	—	0	0	0	57
58 Birth injuries, postnatal asphyxia and tetanosis (760-762)	4	3	1	41.7	43.5	37.0	1	1	—	16.9	19.6	0	58
59 Infection of the newborn (763-768)	—	—	—	0	0	0	—	—	—	0	0	0	59
60 Other diseases peculiar to early infancy, and immaturity unqualified (769-776)	—	—	—	0	0	0	—	—	—	0	0	0	60
61 Senility, without mention of psychosis (794)	4	3	1	41.7	43.5	37.0	1	1	—	16.9	19.6	0	61
62 Ill-defined and unknown causes (780-793, 795)	1	—	1	10.4	0	37.0	—	—	—	0	0	0	62
63 Motor vehicle accidents (E810-E835)	5	3	2	52.1	43.5	74.1	3	3	—	50.8	58.8	0	63
64 All other accidents (E800-E802, E840-E962)	1	—	1	10.4	0	37.0	1	1	—	16.9	19.6	0	64
65 Suicide (E963, E970, E979)	2	—	2	20.8	29.0	0	—	—	—	0	0	0	65
66 Homicide (E964, E980-E985)	1	—	1	10.4	0	37.0	—	—	—	0	0	0	66
67 All other diseases (residual)	13	5	8	135.4	72.5	226.3	3	3	—	50.8	58.8	0	67

TABLE XIII VITAL STATISTICS, BY COUNTY, BY RACE, GEORGIA, 1960

ITEM	Brooks						Bryan						
	Number			Rate or Ratio *			Number			Rate or Ratio *			
	Total	White	Non-White	Total	White	Non-White	Total	White	Non-White	Total	White	Non-White	
1 Estimated population	15,200	7,800	7,400				6,200	3,900	2,300				1
LIVE BIRTHS													
2 Total	360	128	232	23.7	16.4	31.4	190	83	107	30.6	21.3	46.5	2
3 Delivered in hospital	201	125	76	55.8%	97.7%	32.8%	148	81	67	77.9%	97.6%	62.6%	3
4 Delivered in home by physician	22	1	21	6.1%	0.8%	9.1%	7	1	6	3.7%	1.2%	5.6%	4
5 Delivered in home by midwife	136	2	134	37.8%	1.6%	57.8%	34	1	33	17.9%	1.2%	30.8%	5
6 Other deliveries	1	-	1	0.3%	0%	0.4%	1	-	1	0.5%	0%	0.9%	6
7 Immature births	37	6	31	102.8	46.9	133.6	18	5	13	94.7	60.2	121.5	7
8 Live births to un-wed mothers	69	2	67	191.7	15.6	288.8	35	2	33	184.2	24.1	308.4	8
FETAL DEATHS													
9 Total	21	6	15	58.3	46.9	64.7	6	2	4	31.6	24.1	37.4	9
10 Under 20 weeks gestation	9	5	4	25.0	39.1	17.2	1	-	1	5.3	0	9.3	10
11 20-27 weeks gestation	1	1	-	2.8	7.8	0	4	2	2	21.1	24.1	18.7	11
12 28 weeks and more	8	-	8	22.2	0	34.5	1	-	1	5.3	0	9.3	12
13 Unknown length of gestation	3	-	3	8.3	0	12.9	-	-	-	0	0	0	13
DEATHS													
14 Total, all ages	179	90	89	177.6	153.8	1202.7	65	36	29	1048.4	923.1	1260.9	14
15 Under 1 year	15	3	12	41.7	23.4	51.7	7	1	6	36.8	12.0	56.1	15
16 Under 28 days	12	3	9	33.3	23.4	38.8	3	1	2	15.8	12.0	18.7	16
17 Deaths from immaturity	3	-	3	8.3	0	12.9	2	1	1	10.5	12.0	9.3	17
18 1-4 years **	3	-	3	-	-	-	2	-	2	-	-	-	18
19 Maternal deaths	-	-	-	0	0	0	-	-	-	0	0	0	19
CAUSE OF DEATH													
20 Tuberculosis, all forms (001-019)	2	-	2	13.2	0	27.0	1	-	1	16.1	0	43.5	20
21 Syphilis and its sequelae (020-029)	-	-	-	0	0	0	-	-	-	0	0	0	21
22 Typhoid fever (040)	-	-	-	0	0	0	-	-	-	0	0	0	22
23 Dysentery, all forms (045-048)	-	-	-	0	0	0	-	-	-	0	0	0	23
24 Scarlet fever (050)	-	-	-	0	0	0	-	-	-	0	0	0	24
25 Streptococcal sore throat (051)	-	-	-	0	0	0	-	-	-	0	0	0	25
26 Diphtheria (055)	-	-	-	0	0	0	-	-	-	0	0	0	26
27 Whooping cough (056)	-	-	-	0	0	0	-	-	-	0	0	0	27
28 Meningococcal infections (057)	-	-	-	0	0	0	1	-	1	16.1	0	43.5	28
29 Acute poliomyelitis (080)	-	-	-	0	0	0	-	-	-	0	0	0	29
30 Acute infectious encephalitis (082)	-	-	-	0	0	0	-	-	-	0	0	0	30
31 Smallpox (084)	-	-	-	0	0	0	-	-	-	0	0	0	31
32 Measles (085)	-	-	-	0	0	0	-	-	-	0	0	0	32
33 Typhus and other rickettsial diseases (100-103, 105-108)	-	-	-	0	0	0	-	-	-	0	0	0	33
34 Rocky Mountain spotted fever (104)	-	-	-	0	0	0	-	-	-	0	0	0	34
35 Malaria (110-117)	-	-	-	0	0	0	-	-	-	0	0	0	35
36 All other diseases classified as infective and parasitic (030-039, 041-044, 049, 052-054, 059-074, 081, 083, 086-096, 120-138)	1	1	-	6.6	12.8	0	-	-	-	0	0	0	36
37 Malignant neoplasms, including neoplasms of lymphatic and haematopoietic tissues (140-205)	20	15	5	131.6	192.3	67.6	8	5	3	129.0	128.2	130.4	37
38 Benign and unspecified neoplasms (210-239)	1	-	1	6.6	0	13.5	-	-	-	0	0	0	38
39 Diabetes mellitus (260)	5	3	2	32.9	38.5	27.0	1	1	-	16.1	25.6	0	39
40 Pellagra (281)	-	-	-	0	0	0	-	-	-	0	0	0	40
41 Anemias (290-293)	-	-	-	0	0	0	-	-	-	0	0	0	41
42 Vascular lesions affecting central nervous system (330-334)	44	11	33	289.5	141.0	445.9	9	6	3	145.2	153.8	130.4	42
43 Nonmeningococcal meningitis (340)	-	-	-	0	0	0	-	-	-	0	0	0	43
44 Rheumatic fever (400-402)	-	-	-	0	0	0	1	-	1	16.1	0	43.5	44
45 Heart diseases (410-443)	53	37	16	348.7	474.4	216.2	14	11	3	225.8	282.1	130.4	45
46 Hypertension without mention of heart (444-447)	-	-	-	0	0	0	-	-	-	0	0	0	46
47 Influenza and pneumonia (480-483, 490-493)	4	-	4	26.3	0	54.1	4	-	4	64.5	0	173.9	47
48 Bronchitis (500-502)	-	-	-	0	0	0	-	-	-	0	0	0	48
49 Ulcer of stomach and duodenum (540-541)	2	1	1	13.2	12.8	13.5	2	1	1	32.3	25.6	43.5	49
50 Appendicitis (550-553)	-	-	-	0	0	0	-	-	-	0	0	0	50
51 Intestinal obstruction and hernia (560, 561, 570)	2	-	2	13.2	0	27.0	-	-	-	0	0	0	51
52 Gastritis, duodenitis, enteritis and colitis (except diarrhea of the newborn) (543, 571, 572)	1	1	-	6.6	12.8	0	1	-	1	16.1	0	43.5	52
53 Cirrhosis of liver (581)	1	1	-	6.6	12.8	0	-	-	-	0	0	0	53
54 Nephritis and nephrosis (590-594)	1	-	1	6.6	0	13.5	-	-	-	0	0	0	54
55 Hyperplasia of prostate (610)	-	-	-	0	0	0	-	-	-	0	0	0	55
56 Complications of pregnancy, childbirth and the puerperium (640-652, 670-689)	-	-	-	0	0	0	-	-	-	0	0	0	56
57 Congenital malformations (750-759)	1	-	1	6.6	0	13.5	-	-	-	0	0	0	57
58 Birth injuries, postnatal asphyxia and atelactasis (760-762)	6	3	3	39.5	38.5	40.5	-	-	-	0	0	0	58
59 Infection of the newborn (763-768)	-	-	-	0	0	0	1	-	1	16.1	0	43.5	59
60 Other diseases peculiar to early infancy, and immaturity unqualified (769-776)	4	-	4	26.3	0	54.1	2	1	1	32.3	25.6	43.5	60
61 Senility, without mention of psychosis (794)	-	-	-	0	0	0	-	-	-	0	0	0	61
62 Ill-defined and unknown causes (780-793, 795)	-	-	-	0	0	0	1	-	1	16.1	0	43.5	62
63 Motor vehicle accidents (E810-E835)	5	2	3	32.9	25.6	40.5	5	4	1	80.6	102.6	43.5	63
64 All other accidents (E800-E802, E840-E962)	11	3	8	72.4	38.5	108.1	5	2	3	80.6	51.3	130.4	64
65 Suicide (E963, E970, E979)	-	-	-	0	0	0	-	-	-	0	0	0	65
66 Homicide (E964, E980-E985)	1	-	1	6.6	0	13.5	2	-	2	32.3	0	87.0	66
67 All other diseases (residual)	14	12	2	92.1	153.8	27.0	7	5	2	112.9	128.2	87.0	67

TABLE XIII VITAL STATISTICS, BY COUNTY, BY RACE, GEORGIA, 1960

ITEM	Bulloch						Burke						
	Number			Rate or Ratio *			Number			Rate or Ratio *			
	Total	White	Non-White	Total	White	Non-White	Total	White	Non-White	Total	White	Non-White	
1 Estimated population	24,200	15,300	8,900				20,500	6,900	13,600				1
LIVE BIRTHS													
2 Total	561	254	307	23.2	16.6	34.5	559	146	413	27.3	21.2	30.4	2
3 Delivered in hospital	514	252	262	91.6%	99.2%	85.3%	231	141	90	41.3%	96.6%	21.8%	3
4 Delivered in home by physician	3	2	1	0.5%	0.8%	0.3%	29	4	25	5.2%	2.7%	6.1%	4
5 Delivered in home by midwife	44	-	44	7.8%	0%	14.3%	299	1	298	53.5%	0.7%	72.2%	5
6 Other deliveries	-	-	-	0%	0%	0%	-	-	-	0%	0%	0%	6
7 Immature births	53	15	38	94.5	59.1	123.8	55	11	44	98.4	75.3	106.5	7
8 Live births to un-wed mothers	60	1	59	107.0	3.9	192.2	137	4	133	245.1	27.4	322.0	8
FETAL DEATHS													
9 Total	17	8	9	30.3	31.5	29.3	24	-	24	42.9	0	58.1	9
10 Under 20 weeks gestation	-	-	-	0	0	0	1	-	1	1.8	0	2.4	10
11 20-27 weeks gestation	7	3	4	12.5	11.8	13.0	5	-	5	8.9	0	12.1	11
12 28 weeks and more	9	5	4	16.0	19.7	13.0	17	-	17	30.4	0	41.2	12
13 Unknown length of gestation	1	-	1	1.8	0	3.3	1	-	1	1.8	0	2.4	13
DEATHS													
14 Total, all ages	234	144	90	966.9	941.2	1011.2	246	78	168	200.0	130.4	235.3	14
15 Under 1 year	13	2	11	23.2	7.9	35.8	28	3	25	50.1	20.5	60.5	15
16 Under 28 days	6	2	4	10.7	7.9	13.0	22	2	20	39.4	13.7	48.4	16
17 Deaths from immaturity	4	1	3	7.1	3.9	9.8	12	-	12	21.5	0	29.1	17
18 1-4 years **	4	-	4	-	-	-	6	1	5	-	-	-	18
19 Maternal deaths	-	-	-	0	0	0	2	-	2	35.8	0	48.4	19
CAUSE OF DEATH													
20 Tuberculosis, all forms (001-019)	-	-	-	0	0	0	4	3	1	19.5	43.5	7.4	20
21 Syphilis and its sequelae (020-029)	-	-	-	0	0	0	7	-	7	34.1	0	51.5	21
22 Typhoid fever (040)	-	-	-	0	0	0	-	-	-	0	0	0	22
23 Dysentery, all forms (045-048)	-	-	-	0	0	0	-	-	-	0	0	0	23
24 Scarlet fever (050)	-	-	-	0	0	0	-	-	-	0	0	0	24
25 Streptococcal sore throat (051)	-	-	-	0	0	0	-	-	-	0	0	0	25
26 Diphtheria (055)	-	-	-	0	0	0	-	-	-	0	0	0	26
27 Whooping cough (056)	-	-	-	0	0	0	-	-	-	0	0	0	27
28 Meningococcal infections (057)	-	-	-	0	0	0	-	-	-	0	0	0	28
29 Acute poliomyelitis (080)	-	-	-	0	0	0	-	-	-	0	0	0	29
30 Acute infectious encephalitis (082)	-	-	-	0	0	0	-	-	-	0	0	0	30
31 Smallpox (084)	-	-	-	0	0	0	-	-	-	0	0	0	31
32 Measles (085)	-	-	-	0	0	0	-	-	-	0	0	0	32
33 Typhus and other rickettsial diseases (100-103, 105-108)	-	-	-	0	0	0	1	-	1	4.9	0	7.4	33
34 Rocky Mountain spotted fever (104)	-	-	-	0	0	0	-	-	-	0	0	0	34
35 Malaria (110-117)	-	-	-	0	0	0	-	-	-	0	0	0	35
36 All other diseases classified as infective and parasitic (030-039, 041-044, 049, 052-054, 059-074, 081, 083, 086-096, 120-138)	1	1	-	4.1	6.5	0	3	-	3	14.6	0	22.1	36
37 Malignant neoplasms, including neoplasms of lymphatic and haematopoietic tissues (140-205)	30	18	12	124.0	117.6	134.8	25	11	14	122.0	159.4	102.9	37
38 Benign and unspecified neoplasms (210-239)	-	-	-	0	0	0	-	-	-	0	0	0	38
39 Diabetes mellitus (260)	5	2	3	20.7	13.1	33.7	3	-	3	14.6	0	22.1	39
40 Pellagra (281)	-	-	-	0	0	0	-	-	-	0	0	0	40
41 Anemias (290-293)	2	1	1	8.3	6.5	11.2	-	-	-	0	0	0	41
42 Vascular lesions affecting central nervous system (330-334)	47	29	18	194.2	189.5	202.2	38	15	23	185.4	217.4	169.1	42
43 Nonmeningococcal meningitis (340)	-	-	-	0	0	0	1	-	1	4.9	0	7.4	43
44 Rheumatic fever (400-402)	-	-	-	0	0	0	-	-	-	0	0	0	44
45 Heart diseases (410-443)	60	46	14	247.9	300.7	157.3	71	30	41	346.3	434.8	301.5	45
46 Hypertension without mention of heart (444-447)	4	1	3	16.5	6.5	33.7	11	-	11	53.7	0	80.9	46
47 Influenza and pneumonia (480-483, 490-493)	15	10	5	62.0	65.4	56.2	9	-	9	43.9	0	66.2	47
48 Bronchitis (500-502)	-	-	-	0	0	0	-	-	-	0	0	0	48
49 Ulcer of stomach and duodenum (540-541)	1	-	1	4.1	0	11.2	-	-	-	0	0	0	49
50 Appendicitis (550-553)	-	-	-	0	0	0	-	-	-	0	0	0	50
51 Intestinal obstruction and hernia (560, 561, 570)	2	-	2	8.3	0	22.5	2	-	2	9.8	0	14.7	51
52 Gastritis, duodenitis, enteritis and colitis (except diarrhea of the newborn) (543, 571, 572)	-	-	-	0	0	0	-	-	-	0	0	0	52
53 Cirrhosis of liver (581)	1	1	-	4.1	6.5	0	2	1	1	9.8	14.5	7.4	53
54 Nephritis and nephrosis (590-594)	2	2	-	8.3	13.1	0	4	2	2	19.5	29.0	14.7	54
55 Hyperplasia of prostate (610)	-	-	-	0	0	0	-	-	-	0	0	0	55
56 Complications of pregnancy, childbirth and the puerperium (640-652, 670-689)	-	-	-	0	0	0	2	-	2	9.8	0	14.7	56
57 Congenital malformations (750-759)	3	1	2	12.4	6.5	22.5	1	1	-	4.9	14.5	0	57
58 Birth injuries, postnatal asphyxia and tetralogy (760-762)	1	1	-	4.1	6.5	0	5	1	4	24.4	14.5	29.4	58
59 Infection of the newborn (763-768)	1	-	1	4.1	0	11.2	1	-	1	4.9	0	7.4	59
60 Other diseases peculiar to early infancy, and immaturity unqualified (769-776)	4	1	3	16.5	6.5	33.7	15	1	14	73.2	14.5	102.9	60
61 Senility, without mention of psychosis (794)	-	-	-	0	0	0	5	-	5	24.4	0	36.8	61
62 Ill-defined and unknown causes (780-793, 795)	11	5	6	45.5	32.7	67.4	1	-	1	4.9	0	7.4	62
63 Motor vehicle accidents (E810-E835)	8	5	3	33.1	32.7	33.7	6	5	1	29.3	72.5	7.4	63
64 All other accidents (E800-E802, E840-E962)	8	2	6	33.1	13.1	67.4	8	2	6	39.0	29.0	44.1	64
65 Suicide (E963, E970, E979)	4	4	-	16.5	26.1	0	2	2	-	9.8	29.0	0	65
66 Homicide (E964, E980-E985)	2	1	1	8.3	6.5	11.2	2	-	2	9.8	0	14.7	66
67 All other diseases (residual)	22	13	9	90.9	85.0	101.1	17	4	13	82.9	58.0	95.6	67

TABLE XIII VITAL STATISTICS, BY COUNTY, BY RACE, GEORGIA, 1960

ITEM	Butts						Calhoun						
	Number			Rate or Ratio #			Number			Rate or Ratio #			
	Total	White	Non-White	Total	White	Non-White	Total	White	Non-White	Total	White	Non-White	
1 Estimated population	9,000	4,800	4,200				7,400	2,600	4,800				1
LIVE BIRTHS													
2 Total	215	69	146	23.9	14.4	34.8	216	50	166	29.2	19.2	34.6	2
3 Delivered in hospital	167	69	98	77.7%	100.0%	67.1%	93	47	46	43.1%	94.0%	27.7%	3
4 Delivered in home by physician	-	-	-	0%	0%	0%	-	-	-	0%	0%	0%	4
5 Delivered in home by midwife	48	-	48	22.3%	0%	32.9%	123	3	120	56.9%	6.0%	72.3%	5
6 Other deliveries	-	-	-	0%	0%	0%	-	-	-	0%	0%	0%	6
7 Immature births	18	3	15	83.7	43.5	102.7	18	3	15	83.3	60.0	90.4	7
8 Live births to un-wed mothers	36	1	35	167.4	14.5	239.7	38	-	38	175.9	0	228.9	8
FETAL DEATHS													
9 Total	10	5	5	46.5	72.5	34.2	4	1	3	18.5	20.0	18.1	9
10 Under 20 weeks gestation	2	1	1	9.3	14.5	6.8	-	-	-	0	0	0	10
11 20-27 weeks gestation	2	1	1	9.3	14.5	6.8	-	-	-	0	0	0	11
12 28 weeks and more	5	2	3	23.3	29.0	20.5	3	1	2	13.9	20.0	12.0	12
13 Unknown length of gestation	1	1	-	4.7	14.5	0	1	-	1	4.6	0	6.0	13
DEATHS													
14 Total, all ages	101	52	49	122.2	1083.3	1166.7	77	26	51	1040.5	1000.0	1062.5	14
15 Under 1 year	11	1	10	51.2	14.5	68.5	7	1	6	32.4	20.0	36.1	15
16 Under 28 days	2	1	1	9.3	14.5	6.8	4	1	3	18.5	20.0	18.1	16
17 Deaths from immaturity	-	-	-	0	0	0	1	1	-	4.6	20.0	0	17
18 1-4 years **	1	-	1	-	-	-	7	-	7	-	-	-	18
19 Maternal deaths	1	-	1	46.5	0	68.5	-	-	-	0	0	0	19
CAUSE OF DEATH													
20 Tuberculosis, all forms (001-019)	-	-	-	0	0	0	-	-	-	0	0	0	20
21 Syphilis and its sequelae (020-029)	-	-	-	0	0	0	-	-	-	0	0	0	21
22 Typhoid fever (040)	-	-	-	0	0	0	-	-	-	0	0	0	22
23 Dysentery, all forms (045-048)	1	-	1	11.1	0	23.8	-	-	-	0	0	0	23
24 Scarlet fever (050)	-	-	-	0	0	0	-	-	-	0	0	0	24
25 Streptococcal sore throat (051)	-	-	-	0	0	0	-	-	-	0	0	0	25
26 Diphtheria (055)	-	-	-	0	0	0	-	-	-	0	0	0	26
27 Whooping cough (056)	-	-	-	0	0	0	-	-	-	0	0	0	27
28 Meningococcal infections (057)	-	-	-	0	0	0	-	-	-	0	0	0	28
29 Acute poliomyelitis (080)	-	-	-	0	0	0	-	-	-	0	0	0	29
30 Acute infectious encephalitis (082)	-	-	-	0	0	0	1	-	1	13.5	0	20.8	30
31 Smallpox (084)	-	-	-	0	0	0	-	-	-	0	0	0	31
32 Measles (085)	-	-	-	0	0	0	-	-	-	0	0	0	32
33 Typhus and other rickettsial diseases (100-103, 105-108)	-	-	-	0	0	0	-	-	-	0	0	0	33
34 Rocky Mountain spotted fever (104)	-	-	-	0	0	0	-	-	-	0	0	0	34
35 Malaria (110-117)	-	-	-	0	0	0	-	-	-	0	0	0	35
36 All other diseases classified as infective and parasitic (030-039, 041-044, 049, 052-054, 059-074, 081, 083, 086-096, 120-138)	-	-	-	0	0	0	-	-	-	0	0	0	36
37 Malignant neoplasms, including neoplasms of lymphatic and haematopoietic tissues (140-205)	19	12	7	211.1	250.0	166.7	5	3	2	67.6	115.4	41.7	37
38 Benign and unspecified neoplasms (210-239)	-	-	-	0	0	0	-	-	-	0	0	0	38
39 Diabetes mellitus (260)	2	2	-	22.2	41.7	0	-	-	-	0	0	0	39
40 Pellagra (281)	-	-	-	0	0	0	-	-	-	0	0	0	40
41 Anemias (290-293)	-	-	-	0	0	0	1	-	1	13.5	0	20.8	41
42 Vascular lesions affecting central nervous system (330-334)	7	4	3	77.8	83.3	71.4	9	3	6	121.6	115.4	125.0	42
43 Nonmeningococcal meningitis (340)	-	-	-	0	0	0	1	-	1	13.5	0	20.8	43
44 Rheumatic fever (400-402)	-	-	-	0	0	0	-	-	-	0	0	0	44
45 Heart diseases (410-443)	40	24	16	444.4	500.0	381.0	29	11	18	391.9	423.1	375.0	45
46 Hypertension without mention of heart (444-447)	-	-	-	0	0	0	1	-	1	13.5	0	20.8	46
47 Influenza and pneumonia (480-483, 490-493)	8	1	7	88.9	20.8	166.7	4	-	4	54.1	0	83.3	47
48 Bronchitis (500-502)	-	-	-	0	0	0	-	-	-	0	0	0	48
49 Ulcer of stomach and duodenum (540-541)	-	-	-	0	0	0	-	-	-	0	0	0	49
50 Appendicitis (550-553)	-	-	-	0	0	0	1	-	1	13.5	0	20.8	50
51 Intestinal obstruction and hernia (560, 561, 570)	-	-	-	0	0	0	1	-	1	13.5	0	20.8	51
52 Gastritis, duodenitis, enteritis and colitis (except diarrhea of the newborn) (543, 571, 572)	3	-	3	33.3	0	71.4	2	-	2	27.0	0	41.7	52
53 Cirrhosis of liver (581)	-	-	-	0	0	0	-	-	-	0	0	0	53
54 Nephritis and nephrosis (590-594)	1	1	-	11.1	20.8	0	-	-	-	0	0	0	54
55 Hyperplasia of prostate (610)	1	1	-	11.1	20.8	0	-	-	-	0	0	0	55
56 Complications of pregnancy, childbirth and the puerperium (640-652, 670-689)	1	-	1	11.1	0	23.8	-	-	-	0	0	0	56
57 Congenital malformations (750-759)	1	1	-	11.1	20.8	0	1	-	1	13.5	0	20.8	57
58 Birth injuries, postnatal asphyxia and tetanoid (760-762)	-	-	-	0	0	0	-	-	-	0	0	0	58
59 Infection of the newborn (763-768)	-	-	-	0	0	0	1	-	1	13.5	0	20.8	59
60 Other diseases peculiar to early infancy, and immaturity unqualified (769-776)	1	-	1	11.1	0	23.8	2	1	1	27.0	38.5	20.8	60
61 Senility, without mention of psychosis (794)	-	-	-	0	0	0	-	-	-	0	0	0	61
62 Ill-defined and unknown causes (780-793, 795)	-	-	-	0	0	0	2	-	2	27.0	0	41.7	62
63 Motor vehicle accidents (E810-E835)	2	1	1	22.2	20.8	23.8	2	2	-	27.0	76.9	0	63
64 All other accidents (E800-E802, E840-E962)	6	1	5	66.7	20.8	119.0	2	-	2	27.0	0	41.7	64
65 Suicide (E963, E970, E979)	-	-	-	0	0	0	1	1	-	13.5	38.5	0	65
66 Homicide (E964, E980-E985)	2	-	2	22.2	0	47.6	3	-	3	40.5	0	62.5	66
67 All other diseases (residual)	6	4	2	66.7	83.3	47.6	8	5	3	108.1	192.3	62.5	67

TABLE XIII VITAL STATISTICS, BY COUNTY, BY RACE, GEORGIA, 1960

ITEM	Camden						Candler						
	Number			Rate or Ratio *			Number			Rate or Ratio *			
	Total	White	Non-White	Total	White	Non-White	Total	White	Non-White	Total	White	Non-White	
1 Estimated population	10,000	6,000	4,000				6,700	4,300	2,400				1
LIVE BIRTHS													
2 Total	273	137	136	27.3	22.8	34.0	159	90	69	23.7	20.9	28.7	2
3 Delivered in hospital	221	136	85	81.0%	99.3%	62.5%	149	88	61	93.7%	97.8%	88.4%	3
4 Delivered in home by physician	1	1	1	0.4%	0%	0.7%	2	2	2	1.3%	0%	2.9%	4
5 Delivered in home by midwife	50	1	49	18.3%	0.7%	36.0%	8	2	6	5.0%	2.2%	8.7%	5
6 Other deliveries	1	1	1	0.4%	0%	0.7%	1	1	1	0%	0%	0%	6
7 Immature births	21	6	15	76.9	43.8	110.3	14	5	9	88.1	55.6	130.4	7
8 Live births to un-wed mothers	19	5	14	69.6	36.5	102.9	17	3	14	106.9	33.3	202.9	8
FETAL DEATHS													
9 Total	4	1	3	14.7	7.3	22.1	2	1	1	12.6	11.1	14.5	9
10 Under 20 weeks gestation	1	1	1	3.7	0	7.4	1	1	1	0	0	0	10
11 20-27 weeks gestation	1	1	1	0	0	0	1	1	1	0	0	0	11
12 28 weeks and more	2	1	2	11.0	7.3	14.7	2	1	1	12.6	11.1	14.5	12
13 Unknown length of gestation	1	1	1	0	0	0	1	1	1	0	0	0	13
DEATHS													
14 Total, all ages	85	43	42	850.0	716.7	1050.0	72	40	32	1074.6	930.2	1333.3	14
15 Under 1 year	10	3	7	36.6	21.9	51.5	3	1	2	18.9	11.1	29.0	15
16 Under 28 days	8	2	6	29.3	14.6	44.1	1	1	1	6.3	11.1	0	16
17 Deaths from immaturity	3	1	2	11.0	7.3	14.7	1	1	1	0	0	0	17
18 1-4 years **	1	1	1	0	0	0	2	1	1	0	0	0	18
19 Maternal deaths	1	1	1	36.6	0	73.5	1	1	1	0	0	0	19
CAUSE OF DEATH													
20 Tuberculosis, all forms (001-019)	1	1	1	0	0	0	1	1	1	0	0	0	20
21 Syphilis and its sequelae (020-029)	1	1	1	0	0	0	1	1	1	0	0	0	21
22 Typhoid fever (040)	1	1	1	0	0	0	1	1	1	0	0	0	22
23 Dysentery, all forms (045-048)	1	1	1	0	0	0	1	1	1	0	0	0	23
24 Scarlet fever (050)	1	1	1	0	0	0	1	1	1	0	0	0	24
25 Streptococcal sore throat (051)	1	1	1	0	0	0	1	1	1	0	0	0	25
26 Diphtheria (055)	1	1	1	0	0	0	1	1	1	0	0	0	26
27 Whooping cough (056)	1	1	1	0	0	0	1	1	1	0	0	0	27
28 Meningococcal infections (057)	1	1	1	0	0	0	1	1	1	0	0	0	28
29 Acute poliomyelitis (080)	1	1	1	0	0	0	1	1	1	0	0	0	29
30 Acute infectious encephalitis (082)	1	1	1	0	0	0	1	1	1	0	0	0	30
31 Smallpox (084)	1	1	1	0	0	0	1	1	1	0	0	0	31
32 Measles (085)	1	1	1	0	0	0	1	1	1	0	0	0	32
33 Typhus and other rickettsial diseases (100-103, 105-108)	1	1	1	0	0	0	1	1	1	0	0	0	33
34 Rocky Mountain spotted fever (104)	1	1	1	0	0	0	1	1	1	0	0	0	34
35 Malaria (110-117)	1	1	1	0	0	0	1	1	1	0	0	0	35
36 All other diseases classified as infective and parasitic (030-039, 041-044, 049, 052-054, 059-074, 081, 083, 086-096, 120-138)	1	1	1	0	0	0	1	1	1	0	0	0	36
37 Malignant neoplasms, including neoplasms of lymphatic and haematopoietic tissues (140-205)	9	5	4	90.0	83.3	100.0	7	6	1	104.5	139.5	41.7	37
38 Benign and unspecified neoplasms (210-239)	1	1	1	0	0	0	1	1	1	0	0	0	38
39 Diabetes mellitus (260)	1	1	1	10.0	16.7	0	1	1	1	14.9	0	41.7	39
40 Pellagra (281)	1	1	1	0	0	0	1	1	1	0	0	0	40
41 Anemias (290-293)	1	1	1	0	0	0	1	1	1	14.9	0	41.7	41
42 Vascular lesions affecting central nervous system (330-334)	16	5	11	160.0	83.3	275.0	17	9	8	253.7	209.3	333.3	42
43 Nonmeningococcal meningitis (340)	1	1	1	0	0	0	1	1	1	0	0	0	43
44 Rheumatic fever (400-402)	1	1	1	0	0	0	1	1	1	0	0	0	44
45 Heart diseases (410-443)	20	13	7	200.0	216.7	175.0	16	11	5	238.8	255.8	208.3	45
46 Hypertension without mention of heart (444-447)	1	1	1	10.0	0	25.0	1	1	1	14.9	23.3	0	46
47 Influenza and pneumonia (480-483, 490-493)	3	1	2	30.0	16.7	50.0	6	2	4	89.6	46.5	166.7	47
48 Bronchitis (500-502)	1	1	1	0	0	0	1	1	1	14.9	0	41.7	48
49 Ulcer of stomach and duodenum (540-541)	1	1	1	0	0	0	1	1	1	0	0	0	49
50 Appendicitis (550-553)	1	1	1	0	0	0	1	1	1	0	0	0	50
51 Intestinal obstruction and hernia (560, 561, 570)	1	1	1	0	0	0	1	1	1	14.9	23.3	0	51
52 Gastritis, duodenitis, enteritis and colitis (except diarrhea of the newborn) (543, 571, 572)	1	1	1	0	0	0	1	1	1	0	0	0	52
53 Cirrhosis of liver (581)	1	1	1	0	0	0	1	1	1	14.9	23.3	0	53
54 Nephritis and nephrosis (590-594)	1	1	1	10.0	16.7	0	1	1	1	0	0	0	54
55 Hyperplasia of prostate (610)	1	1	1	0	0	0	1	1	1	0	0	0	55
56 Complications of pregnancy, childbirth and the puerperium (640-652, 670-689)	1	1	1	10.0	0	25.0	1	1	1	0	0	0	56
57 Congenital malformations (750-759)	2	2	2	20.0	33.3	0	1	1	1	14.9	0	41.7	57
58 Birth injuries, postnatal asphyxia and atelectasis (740-742)	1	1	1	10.0	0	25.0	1	1	1	14.9	23.3	0	58
59 Infection of the newborn (763-768)	1	1	1	0	0	0	1	1	1	0	0	0	59
60 Other diseases peculiar to early infancy, and immaturity unqualified (769-776)	6	1	5	60.0	16.7	125.0	1	1	1	0	0	0	60
61 Senility, without mention of psychosis (794)	1	1	1	0	0	0	1	1	1	0	0	0	61
62 Ill-defined and unknown causes (780-793, 795)	1	1	1	0	0	0	1	1	1	14.9	0	41.7	62
63 Motor vehicle accidents (E810-E835)	6	4	2	60.0	66.7	50.0	1	1	1	14.9	23.3	0	63
64 All other accidents (E800-E802, E840-E962)	4	2	2	40.0	33.3	50.0	8	3	5	119.4	69.8	208.3	64
65 Suicide (E963, E970, E979)	2	1	1	20.0	16.7	25.0	1	1	1	14.9	23.3	0	65
66 Homicide (E964, E980-E985)	1	1	1	0	0	0	1	1	1	0	0	0	66
67 All other diseases (residual)	12	7	5	120.0	116.7	125.0	7	3	4	104.5	69.8	166.7	67

TABLE XIII VITAL STATISTICS, BY COUNTY, BY RACE, GEORGIA, 1960

ITEM	Carroll						Catoosa						
	Number			Rate or Ratio *			Number			Rate or Ratio *			
	Total	White	Non-White	Total	White	Non-White	Total	White	Non-White	Total	White	Non-White	
1 Estimated population	36,500	29,500	7,000				21,200	20,900	300				1
LIVE BIRTHS													
2 Total	773	571	202	21.2	19.4	28.9	509	502	7	0.8	0.7	6.8	2
3 Delivered in hospital	713	568	145	92.2%	99.5%	71.8%	508	501	7	99.8%	99.8%	100.0%	3
4 Delivered in home by physician	8	1	7	1.0%	0.2%	3.5%	1	1	-	0.2%	0.2%	0%	4
5 Delivered in home by midwife	52	2	50	6.7%	0.4%	24.8%	-	-	-	0%	0%	0%	5
6 Other deliveries	-	-	-	0%	0%	0%	-	-	-	0%	0%	0%	6
7 Immature births	53	30	23	68.6	52.5	113.9	36	35	1	70.7	69.7	142.9	7
8 Live births to un-wed mothers	45	9	36	58.2	15.8	178.2	7	7	-	13.8	13.9	0	8
FETAL DEATHS													
9 Total	39	24	15	50.5	42.0	74.3	4	4	-	7.9	8.0	0	9
10 Under 20 weeks gestation	21	17	4	27.2	29.8	19.8	1	1	-	2.0	2.0	0	10
11 20-27 weeks gestation	5	2	3	6.5	3.5	14.9	2	2	-	3.9	4.0	0	11
12 28 weeks and more	9	5	4	11.6	8.8	19.8	1	1	-	2.0	2.0	0	12
13 Unknown length of gestation	4	-	4	5.2	0	19.8	-	-	-	0	0	0	13
DEATHS													
14 Total, all ages	345	267	78	945.2	905.1	1114.3	151	147	4	712.3	703.3	1333.3	14
15 Under 1 year	22	8	14	28.5	14.0	69.3	18	18	-	35.4	35.9	0	15
16 Under 28 days	11	3	8	14.2	5.3	39.6	16	16	-	31.4	31.9	0	16
17 Deaths from immaturity	3	1	2	3.9	1.8	9.9	10	10	-	19.6	19.9	0	17
18 1-4 years**	3	1	2	-	-	-	1	1	-	-	-	0	18
19 Maternal deaths	-	-	-	0	0	0	-	-	-	0	0	0	19
CAUSE OF DEATH													
20 Tuberculosis, all forms (001-019)	2	2	-	5.5	6.8	0	2	2	-	9.4	9.6	0	20
21 Syphilis and its sequelae (020-029)	-	-	-	0	0	0	-	-	-	0	0	0	21
22 Typhoid fever (040)	-	-	-	0	0	0	-	-	-	0	0	0	22
23 Dysentery, all forms (045-048)	-	-	-	0	0	0	-	-	-	0	0	0	23
24 Scarlet fever (050)	-	-	-	0	0	0	-	-	-	0	0	0	24
25 Streptococcal sore throat (051)	-	-	-	0	0	0	-	-	-	0	0	0	25
26 Diphtheria (055)	-	-	-	0	0	0	-	-	-	0	0	0	26
27 Whooping cough (056)	-	-	-	0	0	0	-	-	-	0	0	0	27
28 Meningococcal infections (057)	-	-	-	0	0	0	-	-	-	0	0	0	28
29 Acute poliomyelitis (080)	-	-	-	0	0	0	-	-	-	0	0	0	29
30 Acute infectious encephalitis (082)	-	-	-	0	0	0	-	-	-	0	0	0	30
31 Smallpox (084)	-	-	-	0	0	0	-	-	-	0	0	0	31
32 Measles (085)	1	1	-	2.7	3.4	0	-	-	-	0	0	0	32
33 Typhus and other rickettsial diseases (100-103, 105-108)	-	-	-	0	0	0	-	-	-	0	0	0	33
34 Rocky Mountain spotted fever (104)	-	-	-	0	0	0	-	-	-	0	0	0	34
35 Malaria (110-117)	-	-	-	0	0	0	-	-	-	0	0	0	35
36 All other diseases classified as infective and parasitic (030-039, 041-044, 049, 052-054, 059-074, 081, 083, 086-096, 120-138)	4	3	1	11.0	10.2	14.3	2	2	-	9.4	9.6	0	36
37 Malignant neoplasms, including neoplasms of lymphatic and haematopoietic tissues (140-205)	34	28	6	93.2	94.9	85.7	19	19	-	89.6	90.9	0	37
38 Benign and unspecified neoplasms (210-239)	4	4	-	11.0	13.6	0	-	-	-	0	0	0	38
39 Diabetes mellitus (260)	2	1	-	5.5	6.8	0	2	2	-	9.4	9.6	0	39
40 Pellagra (281)	2	1	1	5.5	3.4	14.3	-	-	-	0	0	0	40
41 Anemias (290-293)	1	1	-	2.7	3.4	0	2	2	-	9.4	9.6	0	41
42 Vascular lesions affecting central nervous system (330-334)	65	49	16	178.1	166.1	228.6	28	27	1	132.1	129.2	333.3	42
43 Nonmeningococcal meningitis (340)	-	-	-	0	0	0	-	-	-	0	0	0	43
44 Rheumatic fever (400-402)	-	-	-	0	0	0	-	-	-	0	0	0	44
45 Heart diseases (410-443)	103	86	17	282.2	291.5	242.9	44	42	2	207.5	201.0	666.7	45
46 Hypertension without mention of heart (444-447)	6	3	3	16.4	10.2	42.9	1	1	-	4.7	4.8	0	46
47 Influenza and pneumonia (480-483, 490-493)	15	11	4	41.1	37.3	57.1	6	6	-	28.3	28.7	0	47
48 Bronchitis (500-502)	-	-	-	0	0	0	-	-	-	0	0	0	48
49 Ulcer of stomach and duodenum (540-541)	2	1	1	5.5	3.4	14.3	3	3	-	14.2	14.4	0	49
50 Appendicitis (550-553)	-	-	-	0	0	0	-	-	-	0	0	0	50
51 Intestinal obstruction and hernia (560, 561, 570)	2	1	1	5.5	3.4	14.3	1	1	-	4.7	4.8	0	51
52 Gastritis, duodenitis, enteritis and colitis (except diarrhea of the newborn) (543, 571, 572)	2	2	-	5.5	6.8	0	1	1	-	4.7	4.8	0	52
53 Cirrhosis of liver (581)	-	-	-	0	0	0	-	-	-	0	0	0	53
54 Nephritis and nephrosis (590-594)	5	4	1	13.7	13.6	14.3	-	-	-	0	0	0	54
55 Hyperplasia of prostate (610)	2	2	-	5.5	6.8	0	1	1	-	4.7	4.8	0	55
56 Complications of pregnancy, childbirth and the puerperium (640-652, 670-689)	-	-	-	0	0	0	-	-	-	0	0	0	56
57 Congenital malformations (750-759)	4	3	1	11.0	10.2	14.3	1	1	-	4.7	4.8	0	57
58 Birth injuries, postnatal asphyxia and atelectasis (760-762)	2	-	2	5.5	0	28.6	-	-	-	0	0	0	58
59 Infection of the newborn (763-768)	-	-	-	0	0	0	-	-	-	0	0	0	59
60 Other diseases peculiar to early infancy, and immaturity unqualified (769-776)	7	2	5	19.2	6.8	71.4	15	15	-	70.8	71.8	0	60
61 Senility, without mention of psychosis (794)	7	5	2	19.2	16.9	28.6	-	-	-	0	0	0	61
62 Ill-defined and unknown causes (780-793, 795)	2	-	2	5.5	0	28.6	3	3	-	14.2	14.4	0	62
63 Motor vehicle accidents (E810-E835)	23	21	2	63.0	71.2	28.6	4	4	-	18.9	19.1	0	63
64 All other accidents (E800-E802, E840-E962)	8	6	2	21.9	20.3	28.6	5	5	-	23.6	23.9	0	64
65 Suicide (E963, E970, E979)	4	4	-	11.0	13.6	0	1	1	-	4.7	4.8	0	65
66 Homicide (E964, E980-E985)	4	1	3	11.0	3.4	42.9	2	1	1	9.4	4.8	333.3	66
67 All other diseases (residual)	32	24	8	87.7	81.4	114.3	8	8	-	37.7	38.3	0	67

TABLE XIII VITAL STATISTICS, BY COUNTY, BY RACE, GEORGIA, 1960

ITEM	Charlton						Chatham					
	Number			Rate or Ratio *			Number			Rate or Ratio *		
	Total	White	Non-White	Total	White	Non-White	Total	White	Non-White	Total	White	Non-White
1 Estimated population	5,300	3,600	1,700				184,300	120,700	63,600			
LIVE BIRTHS												
2 Total	183	112	71	34.5	31.1	41.8	5,426	3,508	1,918	29.4	29.1	30.2
3 Delivered in hospital	140	110	30	76.5%	98.2%	42.3%	5,295	3,506	1,789	97.6%	99.9%	99.3%
4 Delivered in home by physician	-	-	-	0%	0%	0%	128	2	126	2.4%	0.1%	6.6%
5 Delivered in home by midwife	42	2	40	23.0%	1.8%	56.3%	2	-	2	0.0%	0%	0.1%
6 Other deliveries	1	1	1	0.5%	0%	1.4%	1	-	1	0.0%	0%	0.1%
7 Immature births	16	5	11	87.4	44.6	154.9	452	210	242	83.3	59.9	126.2
8 Live births to un-wed mothers	17	2	15	92.9	17.9	211.3	591	131	460	108.9	37.3	239.8
FETAL DEATHS												
9 Total	3	-	3	16.4	0	42.3	228	154	74	42.0	43.9	38.6
10 Under 20 weeks gestation	1	-	1	5.5	0	14.1	114	99	15	21.0	28.2	7.8
11 20-27 weeks gestation	2	-	2	10.9	0	28.2	40	21	19	7.4	6.0	9.9
12 28 weeks and more	-	-	-	0	0	0	74	34	40	13.6	9.7	20.9
13 Unknown length of gestation	-	-	-	0	0	0	-	-	-	0	0	0
DEATHS												
14 Total, all ages	56	37	19	056.6	027.8	1117.6	1,861	1,004	857	1009.8	831.8	1347.5
15 Under 1 year	6	3	3	32.8	24.8	42.3	181	94	87	33.4	26.8	45.4
16 Under 28 days	4	2	2	21.9	17.9	28.2	123	69	54	22.7	19.7	28.2
17 Deaths from immaturity	-	-	-	0	0	0	37	19	18	6.8	5.4	9.4
18 1-4 years **	3	-	3	-	-	-	37	18	19	-	-	-
19 Maternal deaths	-	-	-	0	0	0	1	1	-	1.8	2.9	0
CAUSE OF DEATH												
20 Tuberculosis, all forms (001-019)	-	-	-	0	0	0	17	5	12	9.2	4.1	18.9
21 Syphilis and its sequelae (020-029)	-	-	-	0	0	0	2	-	2	1.1	0	3.1
22 Typhoid fever (040)	-	-	-	0	0	0	-	-	-	0	0	0
23 Dysentery, all forms (045-048)	-	-	-	0	0	0	-	-	-	0	0	0
24 Scarlet fever (050)	-	-	-	0	0	0	-	-	-	0	0	0
25 Streptococcal sore throat (051)	-	-	-	0	0	0	1	-	1	0.5	0	1.6
26 Diphtheria (055)	-	-	-	0	0	0	-	-	-	0	0	0
27 Whooping cough (056)	-	-	-	0	0	0	-	-	-	0	0	0
28 Meningococcal infections (057)	-	-	-	0	0	0	-	-	-	0	0	0
29 Acute poliomyelitis (080)	-	-	-	0	0	0	-	-	-	0	0	0
30 Acute infectious encephalitis (082)	-	-	-	0	0	0	1	1	-	0.5	0.8	0
31 Smallpox (084)	-	-	-	0	0	0	1	-	1	0.5	0	1.6
32 Measles (085)	-	-	-	0	0	0	-	-	-	0	0	0
33 Typhus and other rickettsial diseases (100-103, 105-108)	-	-	-	0	0	0	-	-	-	0	0	0
34 Rocky Mountain spotted fever (104)	-	-	-	0	0	0	-	-	-	0	0	0
35 Malaria (110-117)	-	-	-	0	0	0	-	-	-	0	0	0
36 All other diseases classified as infective and parasitic (030-039, 041-044, 049, 052-054, 059-074, 081, 083, 086-096, 120-138)	-	-	-	0	0	0	-	-	-	0	0	0
37 Malignant neoplasms, including neoplasms of lymphatic and haematopoietic tissues (140-205)	6	6	-	113.2	166.7	0	236	151	85	128.1	125.1	133.6
38 Benign and unspecified neoplasms (210-239)	-	-	-	0	0	0	6	2	4	3.3	1.7	6.3
39 Diabetes mellitus (260)	-	-	-	0	0	0	35	14	21	19.0	11.6	33.0
40 Pellagra (281)	-	-	-	0	0	0	1	-	1	0.5	0	1.6
41 Anemias (290-293)	-	-	-	0	0	0	4	-	4	2.2	0	6.3
42 Vascular lesions affecting central nervous system (330-334)	7	5	2	132.1	138.9	117.6	310	120	190	168.2	99.4	298.7
43 Nonmeningococcal meningitis (340)	-	-	-	0	0	0	5	2	3	2.7	1.7	4.7
44 Rheumatic fever (400-402)	-	-	-	0	0	0	-	-	-	0	0	0
45 Heart diseases (410-443)	21	16	5	396.2	444.4	294.1	617	371	246	334.8	307.4	386.8
46 Hypertension without mention of heart (444-447)	-	-	-	0	0	0	11	4	7	6.0	3.3	11.0
47 Influenza and pneumonia (480-483, 490-493)	1	-	1	18.9	0	58.8	100	32	68	54.3	26.5	106.9
48 Bronchitis (500-502)	-	-	-	0	0	0	5	5	-	2.7	4.1	0
49 Ulcer of stomach and duodenum (540-541)	-	-	-	0	0	0	15	11	4	8.1	9.1	6.3
50 Appendicitis (550-553)	-	-	-	0	0	0	1	1	-	0.5	0.8	0
51 Intestinal obstruction and hernia (560, 561, 570)	1	-	1	18.9	0	58.8	12	8	4	6.5	6.6	6.3
52 Gastritis, duodenitis, enteritis and colitis (except diarrhea of the newborn) (543, 571, 572)	2	-	2	37.7	0	117.6	7	3	4	3.8	2.5	6.3
53 Cirrhosis of liver (581)	1	1	-	18.9	27.8	0	16	9	7	8.7	7.5	11.0
54 Nephritis and nephrosis (590-594)	-	-	-	0	0	0	27	8	19	14.7	6.6	29.9
55 Hyperplasia of prostate (610)	-	-	-	0	0	0	4	3	1	2.2	2.5	1.6
56 Complications of pregnancy, childbirth and the puerperium (640-652, 670-689)	-	-	-	0	0	0	1	1	-	0.5	0.8	0
57 Congenital malformations (750-759)	-	-	-	0	0	0	28	23	5	15.2	19.1	7.9
58 Birth injuries, postnatal asphyxia and atelectasis (760-762)	2	1	1	37.7	27.8	58.8	47	31	16	25.5	25.7	25.2
59 Infection of the newborn (763-768)	2	1	1	37.7	27.8	58.8	5	2	3	2.7	1.7	4.7
60 Other diseases peculiar to early infancy, and immaturity unqualified (769-776)	-	-	-	0	0	0	50	22	28	27.1	18.2	44.0
61 Stunility, without mention of psychosis (794)	-	-	-	0	0	0	5	5	-	2.7	4.1	0
62 Ill-defined and unknown causes (780-793, 795)	-	-	-	0	0	0	-	-	-	-	-	-
63 Motor vehicle accidents (E810-E835)	3	2	1	56.6	55.6	58.8	11	6	5	6.0	5.0	7.9
64 All other accidents (E800-E802, E840-E962)	4	1	3	75.5	27.8	176.5	37	26	11	20.1	21.5	17.3
65 Suicide (E963, E970, E979)	-	-	-	0	0	0	67	32	35	36.4	26.5	55.0
66 Homicide (E964, E980-E985)	1	-	1	18.9	0	58.8	12	11	1	6.5	9.1	1.6
67 All other diseases (residual)	5	4	1	94.3	111.1	58.8	136	89	47	73.8	73.7	73.9

TABLE XIII VITAL STATISTICS, BY COUNTY, BY RACE, GEORGIA, 1960

ITEM	Chattahoochee						Chattooga						
	Number			Rate or Ratio *			Number			Rate or Ratio *			
	Total	White	Non-White	Total	White	Non-White	Total	White	Non-White	Total	White	Non-White	
1 Estimated population	1,200	600	600				20,000	18,100	1,900				1
LIVE BIRTHS													
2 Total	42	17	25	35.0	28.3	41.7	482	419	63	24.1	23.1	33.2	2
3 Delivered in hospital	25	17	8	59.5%	100.0%	32.0%	460	416	44	95.4%	99.3%	69.8%	3
4 Delivered in home by physician	6	-	6	14.3%	0%	24.0%	1	1	-	0.2%	0.2%	0%	4
5 Delivered in home by midwife	11	-	11	26.2%	0%	44.0%	21	2	19	4.4%	0.5%	30.2%	5
6 Other deliveries	-	-	-	0%	0%	0%	-	-	-	0%	0%	0%	6
7 Immature births	7	2	5	166.7	117.6	200.0	57	44	13	118.3	105.0	206.3	7
8 Live births to un-wed mothers	3	-	3	71.4	0	120.0	19	7	12	39.4	16.7	190.5	8
FETAL DEATHS													
9 Total	3	2	1	71.4	117.6	40.0	15	14	1	31.1	33.4	15.9	9
10 Under 20 weeks gestation	2	2	-	47.6	117.6	0	7	7	-	14.5	16.7	0	10
11 20-27 weeks gestation	-	-	-	0	0	0	1	1	-	2.1	2.4	0	11
12 28 weeks and more	1	-	1	23.8	0	40.0	5	5	-	10.4	11.9	0	12
13 Unknown length of gestation	-	-	-	0	0	0	2	1	1	4.1	2.4	15.9	13
DEATHS													
14 Total, all ages	12	5	7	1000.0	833.3	166.7	187	165	22	935.0	911.6	1157.9	14
15 Under 1 year	3	-	3	71.4	0	120.0	16	14	2	33.2	33.4	31.7	15
16 Under 28 days	2	-	2	47.6	0	80.0	12	10	2	24.9	23.9	31.7	16
17 Deaths from immaturity	-	-	-	0	0	0	1	1	-	2.1	2.4	0	17
18 1-4 years **	1	1	-	0	0	0	4	3	1	20.7	23.9	0	18
19 Maternal deaths	-	-	-	0	0	0	1	1	-	-	-	-	19
CAUSE OF DEATH													
20 Tuberculosis, all forms (001-019)	-	-	-	0	0	0	7	7	-	35.0	38.7	0	20
21 Syphilis and its sequelae (020-029)	-	-	-	0	0	0	-	-	-	0	0	0	21
22 Typhoid fever (040)	-	-	-	0	0	0	-	-	-	0	0	0	22
23 Dysentery, all forms (045-048)	-	-	-	0	0	0	-	-	-	0	0	0	23
24 Scarlet fever (050)	-	-	-	0	0	0	-	-	-	0	0	0	24
25 Streptococcal sore throat (051)	-	-	-	0	0	0	-	-	-	0	0	0	25
26 Diphtheria (055)	-	-	-	0	0	0	-	-	-	0	0	0	26
27 Whooping cough (056)	-	-	-	0	0	0	-	-	-	0	0	0	27
28 Meningococcal infections (057)	-	-	-	0	0	0	-	-	-	0	0	0	28
29 Acute poliomyelitis (080)	-	-	-	0	0	0	1	1	-	5.0	5.5	0	29
30 Acute infectious encephalitis (082)	-	-	-	0	0	0	-	-	-	0	0	0	30
31 Smallpox (084)	-	-	-	0	0	0	-	-	-	0	0	0	31
32 Measles (085)	-	-	-	0	0	0	-	-	-	0	0	0	32
33 Typhus and other rickettsial diseases (100-103, 105-108)	-	-	-	0	0	0	-	-	-	0	0	0	33
34 Rocky Mountain spotted fever (104)	-	-	-	0	0	0	-	-	-	0	0	0	34
35 Malaria (110-117)	-	-	-	0	0	0	-	-	-	0	0	0	35
36 All other diseases classified as infective and parasitic (030-039, 041-044, 049, 052-054, 059-074, 081, 083, 086-096, 120-138)	-	-	-	0	0	0	-	-	-	0	0	0	36
37 Malignant neoplasms, including neoplasms of lymphatic and haematopoietic tissues (140-205)	3	2	1	250.0	333.3	166.7	25	24	1	125.0	132.6	52.6	37
38 Benign and unspecified neoplasms (210-239)	-	-	-	0	0	0	-	-	-	0	0	0	38
39 Diabetes mellitus (260)	-	-	-	0	0	0	3	3	-	15.0	16.6	0	39
40 Pellagra (281)	-	-	-	0	0	0	-	-	-	0	0	0	40
41 Anemias (290-293)	-	-	-	0	0	0	1	1	-	5.0	5.5	0	41
42 Vascular lesions affecting central nervous system (330-334)	2	-	2	166.7	0	333.3	25	22	3	125.0	121.5	157.9	42
43 Nonmeningococcal meningitis (340)	-	-	-	0	0	0	-	-	-	0	0	0	43
44 Rheumatic fever (400-402)	-	-	-	0	0	0	-	-	-	0	0	0	44
45 Heart diseases (410-443)	2	2	-	166.7	333.3	0	67	60	7	335.0	331.5	368.4	45
46 Hypertension without mention of heart (444-447)	-	-	-	0	0	0	1	-	1	5.0	0	52.6	46
47 Influenza and pneumonia (480-483, 490-493)	1	-	1	83.3	0	166.7	11	9	2	55.0	49.7	105.3	47
48 Bronchitis (500-502)	-	-	-	0	0	0	-	-	-	0	0	0	48
49 Ulcer of stomach and duodenum (540-541)	-	-	-	0	0	0	-	-	-	0	0	0	49
50 Appendicitis (550-553)	-	-	-	0	0	0	-	-	-	0	0	0	50
51 Intestinal obstruction and hernia (560, 561, 570)	-	-	-	0	0	0	1	1	-	5.0	5.5	0	51
52 Gastritis, duodenitis, enteritis and colitis (except diarrhea of the newborn) (543, 571, 572)	-	-	-	0	0	0	-	-	-	0	0	0	52
53 Cirrhosis of liver (581)	-	-	-	0	0	0	1	1	-	5.0	5.5	0	53
54 Nephritis and nephrosis (590-594)	-	-	-	0	0	0	-	-	-	0	0	0	54
55 Hyperplasia of prostate (610)	-	-	-	0	0	0	-	-	-	0	0	0	55
56 Complications of pregnancy, childbirth and the puerperium (640-652, 670-689)	-	-	-	0	0	0	1	1	-	5.0	5.5	0	56
57 Congenital malformations (750-759)	-	-	-	0	0	0	1	1	-	5.0	5.5	0	57
58 Birth injuries, postnatal asphyxia and atelectasis (760-762)	1	-	1	83.3	0	166.7	8	6	2	40.0	33.1	105.3	58
59 Infection of the newborn (763-768)	-	-	-	0	0	0	1	1	-	5.0	5.5	0	59
60 Other diseases peculiar to early infancy, and immaturity unqualified (769-776)	-	-	-	0	0	0	1	1	-	5.0	5.5	0	60
61 Senility, without mention of psychosis (794)	-	-	-	0	0	0	1	1	-	5.0	5.5	0	61
62 Ill-defined and unknown causes (780-793, 795)	1	-	1	83.3	0	166.7	2	1	1	10.0	5.5	52.6	62
63 Motor vehicle accidents (E810-E835)	1	1	-	83.3	166.7	0	6	5	1	30.0	27.6	52.6	63
64 All other accidents (E800-E802, E840-E962)	-	-	-	0	0	0	8	4	4	40.0	22.1	210.5	64
65 Suicide (E963, E970, E979)	-	-	-	0	0	0	1	1	-	5.0	5.5	0	65
66 Homicide (E964, E980-E985)	1	-	1	83.3	0	166.7	2	2	-	10.0	11.0	0	66
67 All other diseases (residual)	-	-	-	0	0	0	11	11	-	55.0	60.8	0	67

TABLE XIII VITAL STATISTICS, BY COUNTY, BY RACE, GEORGIA, 1960

ITEM	Cherokee						Clarke					
	Number			Rate or Ratio *			Number			Rate or Ratio *		
	Total	White	Non-White	Total	White	Non-White	Total	White	Non-White	Total	White	Non-White
1 Estimated population	23,000	22,100	900				45,600	33,900	11,700			
LIVE BIRTHS												
2 Total	492	464	28	21.4	21.0	31.1	1,196	796	400	26.2	23.5	34.2
3 Delivered in hospital	484	461	23	98.4%	99.4%	82.1%	1,193	795	398	99.7%	99.9%	99.5%
4 Delivered in home by physician	2	2	-	0.4%	0.4%	0%	2	-	2	0.2%	0%	0.5%
5 Delivered in home by midwife	6	1	5	1.2%	0.2%	17.9%	-	-	-	0%	0%	0%
6 Other deliveries	30	27	3	0%	0%	0%	1	1	-	0%	0%	0%
7 Immature births	6	4	2	12.2	8.6	71.4	110	54	56	92.0	67.8	140.0
8 Live births to un-wed mothers	6	4	2				94	4	90	78.6	5.0	225.0
FETAL DEATHS												
9 Total	8	7	1	16.3	15.1	35.7	59	37	22	49.3	46.5	55.0
10 Under 20 weeks gestation	1	1	-	2.0	2.2	0	30	18	12	25.1	22.6	30.0
11 20-27 weeks gestation	3	2	1	6.1	4.3	35.7	10	6	4	8.4	7.5	10.0
12 28 weeks and more	3	3	-	6.1	6.5	0	16	12	4	13.4	15.1	10.0
13 Unknown length of gestation	1	1	-	2.0	2.2	0	3	1	2	2.5	1.3	5.0
DEATHS												
14 Total, all ages	201	192	9	873.9	868.8	1000.0	399	244	155	875.0	719.8	1324.8
15 Under 1 year	17	16	1	34.6	34.5	35.7	32	15	17	26.8	18.8	42.5
16 Under 28 days	11	11	-	22.4	23.7	0	19	9	10	15.9	11.3	25.0
17 Deaths from immaturity	2	1	1	0	0	0	6	2	4	5.0	2.5	10.0
18 1-4 years **	2	1	1	0	0	0	1	1	-	8.4	12.6	0
19 Maternal deaths	-	-	-	0	0	0	-	-	-	-	-	-
CAUSE OF DEATH												
20 Tuberculosis, all forms (001-019)	1	1	-	4.3	4.5	0	1	-	1	2.2	0	8.5
21 Syphilis and its sequelae (020-029)	-	-	-	0	0	0	1	-	1	2.2	0	8.5
22 Typhoid fever (040)	-	-	-	0	0	0	-	-	-	0	0	0
23 Dysentery, all forms (045-048)	-	-	-	0	0	0	-	-	-	0	0	0
24 Scarlet fever (050)	-	-	-	0	0	0	-	-	-	0	0	0
25 Streptococcal sore throat (051)	-	-	-	0	0	0	-	-	-	0	0	0
26 Diphtheria (055)	-	-	-	0	0	0	-	-	-	0	0	0
27 Whooping cough (056)	-	-	-	0	0	0	-	-	-	0	0	0
28 Meningococcal infections (057)	-	-	-	0	0	0	-	-	-	0	0	0
29 Acute poliomyelitis (080)	1	1	-	4.3	4.5	0	-	-	-	0	0	0
30 Acute infectious encephalitis (082)	-	-	-	0	0	0	-	-	-	0	0	0
31 Smallpox (084)	-	-	-	0	0	0	-	-	-	0	0	0
32 Measles (085)	-	-	-	0	0	0	-	-	-	0	0	0
33 Typhus and other rickettsial diseases (100-103, 105-108)	-	-	-	0	0	0	-	-	-	0	0	0
34 Rocky Mountain spotted fever (104)	-	-	-	0	0	0	-	-	-	0	0	0
35 Malaria (110-117)	-	-	-	0	0	0	1	1	-	2.2	2.9	0
36 All other diseases classified as infective and parasitic (030-039, 041-044, 049, 052-054, 059-074, 081, 083, 086-096, 120-138)	1	-	1	4.3	0	111.1	1	-	-	0	0	0
37 Malignant neoplasms, including neoplasms of lymphatic and haematopoietic tissues (140-205)	19	19	-	82.6	86.0	0	49	32	17	107.5	94.4	145.3
38 Benign and unspecified neoplasms (210-239)	-	-	-	0	0	0	2	2	-	4.4	5.9	0
39 Diabetes mellitus (260)	4	3	1	17.4	13.6	111.1	3	1	2	6.6	2.9	17.1
40 Pellagra (281)	-	-	-	0	0	0	-	-	-	0	0	0
41 Anemias (290-293)	-	-	-	0	0	0	1	-	-	0	0	0
42 Vascular lesions affecting central nervous system (330-334)	32	30	2	139.1	135.7	222.2	72	48	24	157.9	141.6	205.1
43 Nonmeningococcal meningitis (340)	-	-	-	0	0	0	-	-	-	0	0	0
44 Rheumatic fever (400-402)	-	-	-	0	0	0	-	-	-	0	0	0
45 Heart diseases (410-443)	72	71	1	313.0	321.3	111.1	116	85	31	254.4	250.7	265.0
46 Hypertension without mention of heart (444-447)	1	1	-	4.3	4.5	0	7	3	4	15.4	8.8	34.2
47 Influenza and pneumonia (480-483, 490-493)	11	10	1	47.8	45.2	111.1	19	8	11	41.7	23.6	94.0
48 Bronchitis (500-502)	-	-	-	0	0	0	-	-	-	0	0	0
49 Ulcer of stomach and duodenum (540-541)	3	3	-	13.0	13.6	0	2	2	-	4.4	5.9	0
50 Appendicitis (550-553)	-	-	-	0	0	0	-	-	-	0	0	0
51 Intestinal obstruction and hernia (560, 561, 570)	-	-	-	0	0	0	-	-	-	0	0	0
52 Gastritis, duodenitis, enteritis and colitis (except diarrhea of the newborn) (543, 571, 572)	1	1	-	4.3	4.5	0	3	2	1	4.4	2.9	8.5
53 Cirrhosis of liver (581)	1	-	1	4.3	0	111.1	3	2	1	6.6	5.9	8.5
54 Nephritis and nephrosis (590-594)	2	2	-	8.7	9.0	0	3	1	2	6.6	2.9	17.1
55 Hyperplasia of prostate (610)	1	1	-	4.3	4.5	0	18	2	16	39.5	5.9	136.8
56 Complications of pregnancy, childbirth and the puerperium (640-652, 670-689)	-	-	-	0	0	0	1	1	-	2.2	2.9	0
57 Congenital malformations (750-759)	4	4	-	17.4	18.1	0	4	3	1	8.8	8.8	8.5
58 Birth injuries, postnatal asphyxia and diletosis (760-762)	8	8	-	34.8	36.2	0	8	5	3	17.5	14.7	25.6
59 Infection of the newborn (763-768)	-	-	-	0	0	0	2	1	1	4.4	2.9	8.5
60 Other diseases peculiar to early infancy, and immaturity unqualified (769-776)	3	2	1	13.0	9.0	111.1	6	2	4	13.2	5.9	34.2
61 Senility, without mention of psychosis (794)	-	-	-	0	0	0	-	-	-	0	0	0
62 Ill-defined and unknown causes (780-793, 795)	1	1	-	4.3	4.5	0	7	4	3	15.4	11.8	25.6
63 Motor vehicle accidents (E810-E835)	11	11	-	47.8	49.8	0	9	5	4	19.7	14.7	34.2
64 All other accidents (E800-E802, E840-E962)	7	7	-	30.4	31.7	0	13	7	6	28.5	20.6	51.3
65 Suicide (E963, E970, E979)	2	2	-	8.7	9.0	0	5	5	-	11.0	14.7	0
66 Homicide (E964, E980-E985)	1	-	1	4.3	0	111.1	7	2	5	15.4	5.9	42.7
67 All other diseases (residual)	14	14	-	60.9	63.2	0	26	20	16	78.9	59.0	136.8

TABLE XIII VITAL STATISTICS, BY COUNTY, BY RACE, GEORGIA, 1960

ITEM	Clay						Clayton						
	Number			Rate or Ratio *			Number			Rate or Ratio *			
	Total	White	Non-White	Total	White	Non-White	Total	White	Non-White	Total	White	Non-White	
1 Estimated population	4,500	1,700	2,800				46,700	41,900	4,800				1
LIVE BIRTHS													
2 Total	129	25	104	28.7	14.7	37.1	1,155	1,023	132	24.7	24.4	27.5	2
3 Delivered in hospital	58	24	34	45.0%	96.0%	32.7%	1,128	1,020	108	97.7%	99.7%	81.8%	3
4 Delivered in home by physician	1	-	1	0.8%	0%	1.0%	11	3	8	1.0%	0.3%	6.1%	4
5 Delivered in home by midwife	70	1	69	54.3%	4.0%	66.3%	16	-	16	1.4%	0%	12.1%	5
6 Other deliveries	-	-	-	0%	0%	0%	-	-	-	0%	0%	0%	6
7 Immature births	8	2	6	62.0	80.0	57.7	79	62	17	68.4	60.6	128.8	7
8 Live births to un-wed mothers	19	-	19	147.3	0	182.7	34	8	26	29.4	7.8	197.0	8
FETAL DEATHS													
9 Total	1	-	1	7.8	0	9.6	51	48	3	44.2	46.9	22.7	9
10 Under 20 weeks gestation	-	-	-	0	0	0	34	34	-	29.4	33.2	0	10
11 20-27 weeks gestation	-	-	-	0	0	0	8	6	2	6.9	5.9	15.2	11
12 28 weeks and more	1	-	1	7.8	0	9.6	9	8	1	7.8	7.8	7.6	12
13 Unknown length of gestation	-	-	-	0	0	0	-	-	-	0	0	0	13
DEATHS													
14 Total, all ages	51	16	35	133.3	941.2	1250.0	228	192	36	488.2	458.2	750.0	14
15 Under 1 year	2	-	2	15.5	0	19.2	28	25	3	24.2	24.4	22.7	15
16 Under 28 days	2	-	2	15.5	0	19.2	20	18	2	17.3	17.6	15.2	16
17 Deaths from immaturity	-	-	-	0	0	0	5	4	1	4.3	3.9	7.6	17
18 1-4 years **	-	-	-	-	-	-	3	3	-	-	-	-	18
19 Maternal deaths	1	-	1	77.5	0	96.2	-	-	-	0	0	0	19
CAUSE OF DEATH													
20 Tuberculosis, all forms (001-019)	-	-	-	0	0	0	-	-	-	0	0	0	20
21 Syphilis and its sequelae (020-029)	-	-	-	0	0	0	-	-	-	0	0	0	21
22 Typhoid fever (040)	-	-	-	0	0	0	-	-	-	0	0	0	22
23 Dysentery, all forms (045-048)	-	-	-	0	0	0	-	-	-	0	0	0	23
24 Scarlet fever (050)	-	-	-	0	0	0	-	-	-	0	0	0	24
25 Streptococcal sore throat (051)	-	-	-	0	0	0	-	-	-	0	0	0	25
26 Diphtheria (055)	-	-	-	0	0	0	-	-	-	0	0	0	26
27 Whooping cough (056)	-	-	-	0	0	0	-	-	-	0	0	0	27
28 Meningococcal infections (057)	-	-	-	0	0	0	1	1	-	2.1	2.4	0	28
29 Acute poliomyelitis (080)	-	-	-	0	0	0	-	-	-	0	0	0	29
30 Acute infectious encephalitis (082)	-	-	-	0	0	0	-	-	-	0	0	0	30
31 Smallpox (084)	-	-	-	0	0	0	-	-	-	0	0	0	31
32 Measles (085)	-	-	-	0	0	0	-	-	-	0	0	0	32
33 Typhus and other rickettsial diseases (100-103, 105-108)	-	-	-	0	0	0	-	-	-	0	0	0	33
34 Rocky Mountain spotted fever (104)	-	-	-	0	0	0	-	-	-	0	0	0	34
35 Malaria (110-117)	-	-	-	0	0	0	-	-	-	0	0	0	35
36 All other diseases classified as infective and parasitic (030-039, 041-044, 049, 052-054, 059-074, 081, 083, 086-096, 120-138)	-	-	-	0	0	0	1	1	-	2.1	2.4	0	36
37 Malignant neoplasms, including neoplasms of lymphatic and haemopoietic tissues (140-205)	4	2	2	88.9	117.6	71.4	32	31	1	68.5	74.0	20.8	37
38 Benign and unspecified neoplasms (210-239)	-	-	-	0	0	0	1	1	-	2.1	2.4	0	38
39 Diabetes mellitus (260)	2	-	2	44.4	0	71.4	5	5	-	10.7	11.9	0	39
40 Pellagra (281)	-	-	-	0	0	0	-	-	-	0	0	0	40
41 Anemias (290-293)	-	-	-	0	0	0	-	-	-	0	0	0	41
42 Vascular lesions affecting central nervous system (330-334)	19	4	15	422.2	235.3	535.7	27	22	5	57.8	52.5	104.2	42
43 Nonmeningococcal meningitis (340)	-	-	-	0	0	0	-	-	-	0	0	0	43
44 Rheumatic fever (400-402)	-	-	-	0	0	0	-	-	-	0	0	0	44
45 Heart diseases (410-443)	8	3	5	177.8	176.5	178.6	76	61	15	162.7	145.6	312.5	45
46 Hypertension without mention of heart (444-447)	1	-	1	22.2	0	35.7	3	1	2	6.4	2.4	41.7	46
47 Influenza and pneumonia (480-483, 490-493)	2	2	-	44.4	117.6	0	11	7	4	23.6	16.7	83.3	47
48 Bronchitis (500-502)	-	-	-	0	0	0	1	1	-	2.1	2.4	0	48
49 Ulcer of stomach and duodenum (540-541)	-	-	-	0	0	0	-	-	-	0	0	0	49
50 Appendicitis (550-553)	-	-	-	0	0	0	-	-	-	0	0	0	50
51 Intestinal obstruction and hernia (560, 561, 570)	-	-	-	0	0	0	3	3	-	6.4	7.2	0	51
52 Gastritis, duodenitis, enteritis and colitis (except diarrhea of the newborn) (543, 571, 572)	1	-	1	22.2	0	35.7	-	-	-	0	0	0	52
53 Cirrhosis of liver (581)	1	1	-	22.2	58.8	0	2	2	-	4.3	4.8	0	53
54 Nephritis and nephrosis (590-594)	1	1	-	22.2	58.8	0	1	1	-	2.1	2.4	0	54
55 Hyperplasia of prostate (610)	-	-	-	0	0	0	-	-	-	0	0	0	55
56 Complications of pregnancy, childbirth and the puerperium (640-652, 670-689)	1	-	1	22.2	0	35.7	-	-	-	0	0	0	56
57 Congenital malformations (750-759)	-	-	-	0	0	0	7	7	-	15.0	16.7	0	57
58 Birth injuries, postnatal asphyxia and atelectasis (760-762)	2	-	2	44.4	0	71.4	7	7	-	15.0	16.7	0	58
59 Infection of the newborn (763-768)	-	-	-	0	0	0	1	1	-	2.1	2.4	0	59
60 Other diseases peculiar to early infancy, and immaturity unqualified (769-776)	-	-	-	0	0	0	10	7	3	21.4	16.7	62.5	60
61 Senility, without mention of psychosis (794)	-	-	-	0	0	0	-	-	-	0	0	0	61
62 Ill-defined and unknown causes (780-793, 795)	1	-	1	22.2	0	35.7	-	-	-	0	0	0	62
63 Motor vehicle accidents (E810-E835)	-	-	-	0	0	0	7	7	-	15.0	16.7	0	63
64 All other accidents (E800-E802, E840-E962)	2	-	2	44.4	0	71.4	5	5	-	10.7	11.9	0	64
65 Suicide (E963, E970, E979)	-	-	-	0	0	0	3	3	-	6.4	7.2	0	65
66 Homicide (E964, E980-E985)	2	-	2	44.4	0	71.4	5	2	3	10.7	4.8	62.5	66
67 All other diseases (residual)	4	3	1	88.9	176.5	35.7	19	16	3	40.7	38.2	62.5	67

TABLE XIII VITAL STATISTICS, BY COUNTY, BY RACE, GEORGIA, 1960

ITEM	Clinch						Cobb					
	Number			Rate or Ratio *			Number			Rate or Ratio *		
	Total	White	Non-White	Total	White	Non-White	Total	White	Non-White	Total	White	Non-White
1 Estimated population	6,600	4,100	2,500				113,900	106,000	7,900			
LIVE BIRTHS												
2 Total	196	94	102	0.2	0.2	0.4	3,131	2,877	254	27.5	27.1	32.2
3 Delivered in hospital	183	93	90	93.4%	98.9%	88.2%	3,116	2,868	248	99.5%	99.7%	97.6%
4 Delivered in home by physician	1	1	-	0.5%	1.1%	0%	13	9	4	0.4%	0.3%	1.6%
5 Delivered in home by midwife	11	-	11	5.6%	0%	10.8%	2	-	2	0.1%	0%	0.8%
6 Other deliveries	1	-	1	0.5%	0%	1.0%	-	-	-	0%	0%	0%
7 Immature births	16	9	7	81.6	95.7	68.6	208	180	28	66.4	62.6	110.2
8 Live births to un-wed mothers	15	2	13	76.5	21.3	127.5	73	29	44	23.3	10.1	173.2
FETAL DEATHS												
9 Total	10	5	5	51.0	53.2	49.0	81	70	11	25.9	24.3	43.3
10 Under 20 weeks gestation	3	1	2	15.3	10.6	19.6	27	24	3	8.6	8.3	11.8
11 20-27 weeks gestation	2	1	1	10.2	10.6	9.8	14	11	3	4.5	3.8	11.8
12 28 weeks and more	5	3	2	25.5	31.9	19.6	37	34	3	11.8	11.8	11.8
13 Unknown length of gestation	-	-	-	0	0	0	3	1	2	1.0	0.3	7.9
DEATHS												
14 Total, all ages	65	23	42	984.8	561.0	1680.0	688	595	93	604.0	561.3	1177.2
15 Under 1 year	11	2	9	56.1	21.3	88.2	69	58	11	22.0	20.2	43.3
16 Under 28 days	5	1	4	25.5	10.6	39.2	52	45	7	16.6	15.6	27.6
17 Deaths from immaturity	2	-	2	10.2	0	19.6	9	8	1	2.9	2.8	3.9
18 1-4 years**	1	-	1	-	-	-	9	6	3	-	-	-
19 Maternal deaths	2	1	1	102.0	106.4	98.0	-	-	-	0	0	0
CAUSE OF DEATH												
20 Tuberculosis, all forms (001-019)	-	-	-	0	0	0	4	2	2	3.5	1.9	25.3
21 Syphilis and its sequelae (020-029)	-	-	-	0	0	0	1	-	1	0.9	0	12.7
22 Typhoid fever (040)	-	-	-	0	0	0	-	-	-	0	0	0
23 Dysentery, all forms (045-048)	-	-	-	0	0	0	-	-	-	0	0	0
24 Scarlet fever (050)	-	-	-	0	0	0	-	-	-	0	0	0
25 Streptococcal sore throat (051)	-	-	-	0	0	0	-	-	-	0	0	0
26 Diphtheria (055)	-	-	-	0	0	0	-	-	-	0	0	0
27 Whooping cough (056)	-	-	-	0	0	0	-	-	-	0	0	0
28 Meningococcal infections (057)	-	-	-	0	0	0	-	-	-	0	0	0
29 Acute poliomyelitis (080)	-	-	-	0	0	0	-	-	-	0	0	0
30 Acute infectious encephalitis (082)	-	-	-	0	0	0	-	-	-	0	0	0
31 Smallpox (084)	-	-	-	0	0	0	-	-	-	0	0	0
32 Measles (085)	1	-	1	15.2	0	40.0	1	1	-	0.9	0.9	0
33 Typhus and other rickettsial diseases (100-103, 105-108)	-	-	-	0	0	0	-	-	-	0	0	0
34 Rocky Mountain spotted fever (104)	-	-	-	0	0	0	-	-	-	0	0	0
35 Malaria (110-117)	-	-	-	0	0	0	-	-	-	0	0	0
36 All other diseases classified as infective and parasitic (030-039, 041-044, 049, 052-054, 059-074, 081, 083, 086-096, 120-138)	1	-	1	15.2	0	40.0	5	5	-	4.4	4.7	0
37 Malignant neoplasms, including neoplasms of lymphatic and haemopoietic tissues (140-205)	3	2	1	45.5	48.8	40.0	107	94	13	93.9	88.7	164.6
38 Benign and unspecified neoplasms (210-239)	-	-	-	0	0	0	2	1	1	1.8	0.9	12.7
39 Diabetes mellitus (260)	1	1	1	15.2	0	40.0	8	5	3	7.0	4.7	38.0
40 Pellagra (281)	-	-	-	0	0	0	-	-	-	0	0	0
41 Anemias (290-293)	-	-	-	0	0	0	1	1	-	0.9	0.9	0
42 Vascular lesions affecting central nervous system (330-334)	10	4	6	151.5	97.6	240.0	86	71	15	75.5	67.0	189.9
43 Nonmeningococcal meningitis (340)	1	-	1	15.2	0	40.0	1	1	-	0.9	0.9	0
44 Rheumatic fever (400-402)	-	-	-	0	0	0	-	-	-	0	0	0
45 Heart diseases (410-443)	18	6	12	272.7	146.3	480.0	224	204	20	196.7	192.5	253.2
46 Hypertension without mention of heart (444-447)	-	-	-	0	0	0	5	3	2	4.4	2.8	25.3
47 Influenza and pneumonia (480-483, 490-493)	4	-	4	60.6	0	160.0	16	14	2	14.0	13.2	25.3
48 Bronchitis (500-502)	-	-	-	0	0	0	1	1	-	0.9	0.9	0
49 Ulcer of stomach and duodenum (540-541)	-	-	-	0	0	0	1	1	-	0.9	0.9	0
50 Appendicitis (550-553)	-	-	-	0	0	0	-	-	-	0	0	0
51 Intestinal obstruction and hernia (560, 561, 570)	-	-	-	0	0	0	4	3	1	3.5	2.8	12.7
52 Gastritis, duodenitis, enteritis and colitis (except diarrhea of the newborn) (543, 571, 572)	-	-	-	0	0	0	8	6	2	7.0	5.7	25.3
53 Cirrhosis of liver (581)	1	1	1	15.2	24.4	0	4	4	-	3.5	3.8	0
54 Nephritis and nephrosis (590-594)	1	1	1	15.2	24.4	0	10	9	1	8.8	8.5	12.7
55 Hyperplasia of prostate (610)	1	-	1	15.2	0	40.0	1	1	-	0.9	0.9	0
56 Complications of pregnancy, childbirth and the puerperium (640-652, 670-689)	2	1	1	30.3	24.4	40.0	-	-	-	0	0	0
57 Congenital malformations (750-759)	-	-	-	0	0	0	14	14	-	12.3	13.2	0
58 Birth injuries, postnatal asphyxia and asphyxia (760-762)	2	1	1	30.3	24.4	40.0	19	17	2	16.7	16.0	25.3
59 Infection of the newborn (763-768)	-	-	-	0	0	0	2	2	-	1.8	1.9	0
60 Other diseases peculiar to early infancy, and immaturity unqualified (769-776)	3	-	3	45.5	0	120.0	23	19	4	20.2	17.9	50.6
61 Senility, without mention of psychosis (794)	-	-	-	0	0	0	4	4	-	3.5	3.8	0
62 Ill-defined and unknown causes (780-793, 795)	1	-	1	15.2	0	40.0	8	3	5	7.0	2.8	63.3
63 Motor vehicle accidents (E810-E835)	1	1	1	15.2	24.4	0	43	35	8	37.8	33.0	101.3
64 All other accidents (E800-E802, E840-E962)	5	2	3	75.8	48.8	120.0	28	23	5	24.6	21.7	63.3
65 Suicide (E963, E970, E979)	-	-	-	0	0	0	3	3	-	2.6	2.8	0
66 Homicide (E964, E980-E985)	3	-	3	45.5	0	120.0	6	1	5	5.3	0.9	63.3
67 All other diseases (residual)	6	4	2	90.9	97.6	80.0	48	47	1	42.1	44.3	12.7

TABLE XIII VITAL STATISTICS, BY COUNTY, BY RACE, GEORGIA, 1960

ITEM	Coffee						Calquitt					
	Number			Rate or Ratio *			Number			Rate or Ratio *		
	Total	White	Non-White	Total	White	Non-White	Total	White	Non-White	Total	White	Non-White
1 Estimated population	21,900	15,900	6,000				33,700	25,500	8,200			
LIVE BIRTHS												
2 Total	580	362	218	26.5	22.8	36.3	823	524	299	24.4	20.5	36.5
3 Delivered in hospital	441	352	89	76.0%	97.2%	40.8%	681	518	163	82.7%	98.9%	54.5%
4 Delivered in home by physician	19	6	13	3.3%	1.7%	6.0%	6	3	3	0.7%	0.6%	1.0%
5 Delivered in home by midwife	120	4	116	20.7%	1.1%	53.2%	135	3	132	16.4%	0.6%	44.1%
6 Other deliveries	-	-	-	0%	0%	0%	1	-	1	0.1%	0%	0.3%
7 Immature births	45	16	29	77.6	44.2	133.0	51	27	24	62.0	51.5	80.3
8 Live births to un-wed mothers	68	10	58	117.2	27.6	266.1	69	7	62	83.8	13.4	207.4
FETAL DEATHS												
9 Total	19	11	8	32.8	30.4	36.7	17	12	5	20.7	22.9	16.7
10 Under 20 weeks gestation	10	8	2	17.2	22.1	9.2	3	2	1	3.6	3.8	3.3
11 20-27 weeks gestation	2	1	1	3.4	2.8	4.6	2	1	1	2.4	1.9	3.3
12 28 weeks and more	7	2	5	12.1	5.5	22.9	11	8	3	13.4	15.3	10.0
13 Unknown length of gestation	-	-	-	0	0	0	1	1	-	1.2	1.9	0
DEATHS												
14 Total, all ages	203	133	70	926.9	836.5	1166.7	301	205	96	893.2	803.9	1170.7
15 Under 1 year	25	14	11	43.1	38.7	50.5	26	11	15	31.6	21.0	50.2
16 Under 28 days	18	10	8	31.0	27.6	36.7	17	9	8	20.7	17.2	26.8
17 Deaths from immaturity	8	2	6	13.8	5.5	27.5	4	2	2	4.9	3.8	6.7
18 1-4 years **	5	2	3	-	-	-	3	1	2	-	-	-
19 Maternal deaths	1	1	-	17.2	27.6	0	-	-	-	0	0	0
CAUSE OF DEATH												
20 Tuberculosis, all forms (001-019)	-	-	-	0	0	0	4	3	1	11.9	11.8	12.2
21 Syphilis and its sequelae (020-029)	2	1	1	9.1	6.3	16.7	3	-	3	8.9	0	36.6
22 Typhoid fever (040)	-	-	-	0	0	0	-	-	-	0	0	0
23 Dysentery, all forms (045-048)	-	-	-	0	0	0	-	-	-	0	0	0
24 Scarlet fever (050)	-	-	-	0	0	0	-	-	-	0	0	0
25 Streptococcal sore throat (051)	-	-	-	0	0	0	-	-	-	0	0	0
26 Diphtheria (055)	-	-	-	0	0	0	-	-	-	0	0	0
27 Whooping cough (056)	-	-	-	0	0	0	-	-	-	0	0	0
28 Meningococcal infections (057)	-	-	-	0	0	0	-	-	-	0	0	0
29 Acute poliomyelitis (080)	-	-	-	0	0	0	-	-	-	0	0	0
30 Acute infectious encephalitis (082)	1	-	1	4.6	0	16.7	-	-	-	0	0	0
31 Smallpox (084)	-	-	-	0	0	0	-	-	-	0	0	0
32 Measles (085)	-	-	-	0	0	0	-	-	-	0	0	0
33 Typhus and other rickettsial diseases (100-103, 105-108)	-	-	-	0	0	0	-	-	-	0	0	0
34 Rocky Mountain spotted fever (104)	-	-	-	0	0	0	-	-	-	0	0	0
35 Malaria (110-117)	-	-	-	0	0	0	-	-	-	0	0	0
36 All other diseases classified as infective and parasitic (030-039, 041-044, 049, 052-054, 059-074, 081, 083, 088-096, 120-138)	1	-	1	4.6	0	16.7	1	-	1	3.0	0	12.2
37 Malignant neoplasms, including neoplasms of lymphatic and haematopoietic tissues (140-205)	22	14	8	100.5	88.1	133.3	27	22	5	80.1	86.3	61.0
38 Benign and unspecified neoplasms (210-239)	-	-	-	0	0	0	-	-	-	0	0	0
39 Diabetes mellitus (260)	3	3	-	13.7	18.9	0	3	2	1	8.9	7.8	12.2
40 Pellagra (281)	-	-	-	0	0	0	-	-	-	0	0	0
41 Anemias (290-293)	-	-	-	0	0	0	-	-	-	0	0	0
42 Vascular lesions affecting central nervous system (330-334)	24	13	11	109.6	81.8	183.3	52	29	23	154.3	113.7	280.5
43 Nonmeningococcal meningitis (340)	1	1	-	4.6	6.3	0	1	-	1	3.0	0	12.2
44 Rheumatic fever (400-402)	-	-	-	0	0	0	1	1	-	3.0	3.9	0
45 Heart diseases (410-443)	74	56	18	337.9	352.2	300.0	107	86	21	317.5	337.3	256.1
46 Hypertension without mention of heart (444-447)	3	-	3	13.7	0	50.0	3	3	-	8.9	11.8	0
47 Influenza and pneumonia (480-483, 490-493)	9	7	2	41.1	44.0	33.3	11	4	7	32.6	15.7	85.4
48 Bronchitis (500-502)	1	1	-	4.6	6.3	0	-	-	-	0	0	0
49 Ulcer of stomach and duodenum (540-541)	-	-	-	0	0	0	1	1	-	3.0	3.9	0
50 Appendicitis (550-553)	-	-	-	0	0	0	-	-	-	0	0	0
51 Intestinal obstruction and hernia (560, 561, 570)	-	-	-	0	0	0	-	-	-	0	0	0
52 Gastritis, duodenitis, enteritis and colitis (except diarrhea of the newborn) (543, 571, 572)	4	1	3	18.3	6.3	50.0	4	1	3	11.9	3.9	36.6
53 Cirrhosis of liver (581)	1	1	-	4.6	6.3	0	1	-	1	3.0	0	12.2
54 Nephritis and nephrosis (590-594)	5	3	2	22.8	18.9	33.3	7	3	4	20.8	11.8	48.8
55 Hyperplasia of prostate (610)	-	-	-	0	0	0	-	-	-	0	0	0
56 Complications of pregnancy, childbirth and the puerperium (640-652, 670-689)	1	1	-	4.6	6.3	0	-	-	-	0	0	0
57 Congenital malformations (750-759)	3	3	-	13.7	18.9	0	3	3	-	8.9	11.8	0
58 Birth injuries, postnatal asphyxia and asphyxia (760-762)	6	5	1	27.4	31.4	16.7	7	4	3	20.8	15.7	36.6
59 Infection of the newborn (763-768)	1	-	1	4.6	0	16.7	-	-	-	0	0	0
60 Other diseases peculiar to early infancy, and immaturity unqualified (769-776)	10	3	7	45.7	18.9	116.7	8	4	4	23.7	15.7	48.8
61 Senility, without mention of psychosis (794)	-	-	-	0	0	0	1	1	-	3.0	3.9	0
62 Ill-defined and unknown causes (780-793, 795)	1	-	1	4.6	0	16.7	5	3	2	14.8	11.8	24.4
63 Motor vehicle accidents (E810-E835)	3	2	1	13.7	12.6	16.7	7	4	3	20.8	15.7	36.6
64 All other accidents (E800-E802, E840-E962)	8	6	2	36.5	37.7	33.3	13	8	5	38.6	31.4	61.0
65 Suicide (E963, E970, E979)	-	-	-	0	0	0	4	4	-	11.9	15.7	0
66 Homicide (E964, E980-E985)	2	1	1	9.1	6.3	16.7	1	1	-	3.0	3.9	0
67 All other diseases (residual)	17	11	6	77.6	69.2	100.0	26	18	8	77.2	70.6	97.6

TABLE XIII VITAL STATISTICS, BY COUNTY, BY RACE, GEORGIA, 1960

ITEM	Columbia						Cook						
	Number			Rate or Ratio *			Number			Rate or Ratio *			
	Total	White	Non-White	Total	White	Non-White	Total	White	Non-White	Total	White	Non-White	
1 Estimated population	13,500	8,700	4,800				11,800	8,300	3,500				1
LIVE BIRTHS													
2 Total	391	236	155	29.0	27.1	32.3	299	170	129	25.3	20.5	36.9	2
3 Delivered in hospital	331	232	99	84.7%	98.3%	63.9%	269	170	99	90.0%	100.0%	76.7%	3
4 Delivered in home by physician	6	3	3	1.5%	1.3%	1.9%	2	-	2	0.7%	0%	1.6%	4
5 Delivered in home by midwife	54	1	53	13.8%	0.4%	34.2%	28	-	28	9.4%	0%	21.7%	5
6 Other deliveries	-	-	-	0%	0%	0%	-	-	-	0%	0%	0%	6
7 Immature births	42	14	28	107.4	59.3	180.6	25	10	15	83.6	58.8	116.3	7
8 Live births to un-wed mothers	37	1	36	94.6	4.2	232.3	34	4	30	113.7	23.5	232.6	8
FETAL DEATHS													
9 Total	17	9	8	43.5	38.1	51.6	9	2	7	30.1	11.8	54.3	9
10 Under 20 weeks gestation	7	5	2	17.9	21.2	12.9	-	-	-	0	0	0	10
11 20-27 weeks gestation	3	2	1	7.7	8.5	6.5	3	-	3	10.0	0	23.3	11
12 28 weeks and more	7	2	5	17.9	8.5	32.3	6	2	4	20.1	11.8	31.0	12
13 Unknown length of gestation	-	-	-	0	0	0	-	-	-	0	0	0	13
DEATHS													
14 Total, all ages	100	58	42	740.7	666.7	875.0	120	88	32	1016.9	1060.2	914.3	14
15 Under 1 year	13	7	6	33.2	29.7	38.7	12	7	5	40.1	41.2	38.8	15
16 Under 28 days	9	6	3	23.0	25.4	19.4	8	6	2	26.8	35.3	15.5	16
17 Deaths from immaturity	2	2	-	5.1	8.5	0	1	1	-	3.3	5.9	0	17
18 1-4 years **	1	-	1	-	-	-	1	-	-	-	-	-	18
19 Maternal deaths	2	-	2	51.2	0	129.0	2	1	1	0	0	0	19
CAUSE OF DEATH													
20 Tuberculosis, all forms (001-019)	-	-	-	0	0	0	-	-	-	0	0	0	20
21 Syphilis and its sequelae (020-029)	-	-	-	0	0	0	1	1	-	8.5	12.0	0	21
22 Typhoid fever (040)	-	-	-	0	0	0	-	-	-	0	0	0	22
23 Dysentery, all forms (045-048)	-	-	-	0	0	0	-	-	-	0	0	0	23
24 Scarlet fever (050)	-	-	-	0	0	0	-	-	-	0	0	0	24
25 Streptococcal sore throat (051)	1	-	1	7.4	0	20.8	-	-	-	0	0	0	25
26 Diphtheria (055)	-	-	-	0	0	0	-	-	-	0	0	0	26
27 Whooping cough (056)	-	-	-	0	0	0	-	-	-	0	0	0	27
28 Meningococcal infections (057)	-	-	-	0	0	0	-	-	-	0	0	0	28
29 Acute poliomyelitis (080)	-	-	-	0	0	0	-	-	-	0	0	0	29
30 Acute infectious encephalitis (082)	-	-	-	0	0	0	-	-	-	0	0	0	30
31 Smallpox (084)	-	-	-	0	0	0	-	-	-	0	0	0	31
32 Measles (085)	1	-	1	7.4	0	20.8	-	-	-	0	0	0	32
33 Typhus and other rickettsial diseases (100-103, 105-108)	-	-	-	0	0	0	-	-	-	0	0	0	33
34 Rocky Mountain spotted fever (104)	-	-	-	0	0	0	-	-	-	0	0	0	34
35 Malaria (110-117)	-	-	-	0	0	0	-	-	-	0	0	0	35
36 All other diseases classified as infective and parasitic (030-039, 041-044, 049, 052-054, 059-074, 081, 083, 086-096, 120-138)	-	-	-	0	0	0	-	-	-	0	0	0	36
37 Malignant neoplasms, including neoplasms of lymphatic and haematopoietic tissues (140-205)	14	12	2	103.7	137.9	41.7	11	9	2	93.2	108.4	57.1	37
38 Benign and unspecified neoplasms (210-239)	-	-	-	0	0	0	-	-	-	0	0	0	38
39 Diabetes mellitus (260)	-	-	-	0	0	0	2	1	1	16.9	12.0	28.6	39
40 Pellagra (281)	-	-	-	0	0	0	-	-	-	0	0	0	40
41 Anemias (290-293)	1	-	1	7.4	0	20.8	1	1	-	8.5	12.0	0	41
42 Vascular lesions affecting central nervous system (330-334)	7	3	4	51.9	34.5	83.3	12	8	4	101.7	96.4	114.3	42
43 Nonmeningococcal meningitis (340)	-	-	-	0	0	0	-	-	-	0	0	0	43
44 Rheumatic fever (400-402)	-	-	-	0	0	0	-	-	-	0	0	0	44
45 Heart diseases (410-443)	37	25	12	274.1	287.4	250.0	37	30	7	313.6	361.4	200.0	45
46 Hypertension without mention of heart (444-447)	1	1	-	7.4	0	20.8	1	-	1	8.5	0	28.6	46
47 Influenza and pneumonia (480-483, 490-493)	11	2	9	81.5	23.0	187.5	15	8	7	127.1	96.4	200.0	47
48 Bronchitis (500-502)	-	-	-	0	0	0	-	-	-	0	0	0	48
49 Ulcer of stomach and duodenum (540-541)	1	1	-	7.4	11.5	0	-	-	-	0	0	0	49
50 Appendicitis (550-553)	-	-	-	0	0	0	-	-	-	0	0	0	50
51 Intestinal obstruction and hernia (560, 561, 570)	-	-	-	0	0	0	1	-	1	8.5	0	28.6	51
52 Gastritis, duodenitis, enteritis and colitis (except diarrhea of the newborn) (543, 571, 572)	-	-	-	0	0	0	3	3	-	25.4	36.1	0	52
53 Cirrhosis of liver (581)	-	-	-	0	0	0	4	4	-	33.9	48.2	0	53
54 Nephritis and nephrosis (590-594)	2	-	2	14.8	0	41.7	-	-	-	0	0	0	54
55 Hyperplasia of prostate (610)	-	-	-	0	0	0	-	-	-	0	0	0	55
56 Complications of pregnancy, childbirth and the puerperium (640-652, 670-689)	2	-	2	14.8	0	41.7	-	-	-	0	0	0	56
57 Congenital malformations (750-759)	3	2	1	22.2	23.0	20.8	2	2	-	16.9	24.1	0	57
58 Birth injuries, postnatal asphyxia and atelectasis (760-762)	2	2	-	14.8	23.0	0	3	3	-	25.4	36.1	0	58
59 Infection of the newborn (763-768)	-	-	-	0	0	0	2	-	2	16.9	0	57.1	59
60 Other diseases peculiar to early infancy, and immaturity unqualified (769-776)	4	2	2	29.6	23.0	41.7	2	2	-	16.9	24.1	0	60
61 Senility, without mention of psychosis (794)	1	-	1	7.4	0	20.8	-	-	-	0	0	0	61
62 Ill-defined and unknown causes (780-793, 795)	-	-	-	0	0	0	-	-	-	0	0	0	62
63 Motor vehicle accidents (E810-E835)	3	3	-	22.2	34.5	0	1	1	-	8.5	12.0	0	63
64 All other accidents (E800-E802, E840-E962)	4	3	1	29.6	34.5	20.8	4	1	3	33.9	12.0	85.7	64
65 Suicide (E963, E970, E979)	-	-	-	0	0	0	3	3	-	25.4	36.1	0	65
66 Homicide (E964, E980-E985)	2	1	1	14.8	11.5	20.8	-	-	-	0	0	0	66
67 All other diseases (residual)	3	2	1	22.2	23.0	20.8	15	11	4	127.1	132.5	114.3	67

TABLE XIII VITAL STATISTICS, BY COUNTY, BY RACE, GEORGIA, 1960

ITEM	Coweta						Crawford						
	Number			Rate or Ratio *			Number			Rate or Ratio *			
	Total	White	Non-White	Total	White	Non-White	Total	White	Non-White	Total	White	Non-White	
1 Estimated population	29,000	18,500	10,500				5,900	2,500	3,400				1
LIVE BIRTHS													
2 Total	697	414	283	24.0	22.4	27.0	151	32	119	25.6	12.8	35.0	2
3 Delivered in hospital	571	412	159	81.9%	99.5%	56.2%	63	31	32	41.7%	96.9%	26.9%	3
4 Delivered in home by physician	5	2	3	0.7%	0.5%	1.1%	48	1	47	31.8%	3.1%	39.5%	4
5 Delivered in home by midwife	117	-	117	16.8%	0%	41.3%	40	-	40	26.5%	0%	33.6%	5
6 Other deliveries	4	-	4	0.6%	0%	1.4%	-	-	-	0%	0%	0%	6
7 Immature births	53	22	31	76.0	53.1	109.5	12	3	9	79.5	93.8	75.6	7
8 Live births to un-wed mothers	50	1	49	71.7	2.4	173.1	20	1	19	132.5	31.3	159.7	8
FETAL DEATHS													
9 Total	13	6	7	18.7	14.5	24.7	4	1	3	26.5	31.3	25.2	9
10 Under 20 weeks gestation	-	-	-	0	0	0	-	-	-	0	0	0	10
11 20-27 weeks gestation	3	-	3	4.3	0	10.6	1	-	1	6.6	0	8.4	11
12 28 weeks and more	9	6	3	12.9	14.5	10.6	3	1	2	19.9	31.3	16.8	12
13 Unknown length of gestation	1	-	1	1.4	0	3.5	-	-	-	0	0	0	13
DEATHS													
14 Total, all ages	311	193	118	1072.4	043.2	1123.8	64	30	34	1084.7	1200.0	1000.0	14
15 Under 1 year	21	11	10	30.1	26.6	35.3	8	1	7	53.0	31.3	58.8	15
16 Under 28 days	12	9	3	17.2	21.7	10.6	5	1	4	33.1	31.3	33.6	16
17 Deaths from immaturity	2	2	-	2.9	4.8	0	1	-	1	6.6	0	8.4	17
18 1-4 years **	2	-	2	-	-	-	1	-	1	-	-	-	18
19 Maternal deaths	1	1	-	14.3	24.2	0	-	-	-	0	0	0	19
CAUSE OF DEATH													
20 Tuberculosis, all forms (001-019)	2	-	2	6.9	0	19.0	-	-	-	0	0	0	20
21 Syphilis and its sequelae (020-029)	-	-	-	0	0	0	1	1	-	16.9	40.0	0	21
22 Typhoid fever (040)	-	-	-	0	0	0	-	-	-	0	0	0	22
23 Dysentery, all forms (045-048)	1	1	-	3.4	5.4	0	-	-	-	0	0	0	23
24 Scarlet fever (050)	-	-	-	0	0	0	-	-	-	0	0	0	24
25 Streptococcal sore throat (051)	-	-	-	0	0	0	-	-	-	0	0	0	25
26 Diphtheria (055)	-	-	-	0	0	0	-	-	-	0	0	0	26
27 Whooping cough (056)	-	-	-	0	0	0	-	-	-	0	0	0	27
28 Meningococcal infections (057)	-	-	-	0	0	0	-	-	-	0	0	0	28
29 Acute poliomyelitis (080)	-	-	-	0	0	0	-	-	-	0	0	0	29
30 Acute infectious encephalitis (082)	1	1	-	3.4	5.4	0	-	-	-	0	0	0	30
31 Smallpox (084)	-	-	-	0	0	0	-	-	-	0	0	0	31
32 Measles (085)	-	-	-	0	0	0	-	-	-	0	0	0	32
33 Typhus and other rickettsial diseases (100-103, 105-108)	-	-	-	0	0	0	-	-	-	0	0	0	33
34 Rocky Mountain spotted fever (104)	-	-	-	0	0	0	-	-	-	0	0	0	34
35 Malaria (110-117)	-	-	-	0	0	0	-	-	-	0	0	0	35
36 All other diseases classified as infective and parasitic (030-039, 041-044, 049, 052-054, 059-074, 081, 083, 086-096, 120-138)	-	-	-	0	0	0	1	1	-	16.9	40.0	0	36
37 Malignant neoplasms, including neoplasms of lymphatic and haematopoietic tissues (140-205)	33	22	11	113.8	118.9	104.8	10	6	4	169.5	240.0	117.6	37
38 Benign and unspecified neoplasms (210-239)	1	1	-	3.4	5.4	0	-	-	-	0	0	0	38
39 Diabetes mellitus (260)	4	2	2	13.8	10.8	19.0	2	1	1	33.9	40.0	29.4	39
40 Pellagra (281)	-	-	-	0	0	0	-	-	-	0	0	0	40
41 Anemias (290-293)	-	-	-	0	0	0	-	-	-	0	0	0	41
42 Vascular lesions affecting central nervous system (330-334)	66	39	27	227.6	210.8	257.1	10	5	5	169.5	200.0	147.1	42
43 Nonmeningococcal meningitis (340)	-	-	-	0	0	0	-	-	-	0	0	0	43
44 Rheumatic fever (400-402)	-	-	-	0	0	0	-	-	-	0	0	0	44
45 Heart diseases (410-443)	90	67	23	310.3	362.2	219.0	11	6	5	186.4	240.0	147.1	45
46 Hypertension without mention of heart (444-447)	6	1	5	20.7	5.4	47.6	-	-	-	0	0	0	46
47 Influenza and pneumonia (480-483, 490-493)	19	6	13	65.5	32.4	123.8	1	-	1	16.9	0	29.4	47
48 Bronchitis (500-502)	-	-	-	0	0	0	-	-	-	0	0	0	48
49 Ulcer of stomach and duodenum (540-541)	-	-	-	0	0	0	2	1	1	33.9	40.0	29.4	49
50 Appendicitis (550-553)	1	-	1	3.4	0	9.5	-	-	-	0	0	0	50
51 Intestinal obstruction and hernia (560, 561, 570)	1	1	-	3.4	5.4	0	-	-	-	0	0	0	51
52 Gastritis, duodenitis, enteritis and colitis (except diarrhea of the newborn) (543, 571, 572)	2	1	1	6.9	5.4	9.5	1	-	1	16.9	0	29.4	52
53 Cirrhosis of liver (581)	2	1	1	6.9	5.4	9.5	-	-	-	0	0	0	53
54 Nephritis and nephrosis (590-594)	4	-	4	13.8	0	38.1	-	-	-	0	0	0	54
55 Hyperplasia of prostate (610)	-	-	-	0	0	0	-	-	-	0	0	0	55
56 Complications of pregnancy, childbirth and the puerperium (640-652, 670-689)	1	1	-	3.4	5.4	0	-	-	-	0	0	0	56
57 Congenital malformations (750-759)	3	2	1	10.3	10.8	9.5	-	-	-	0	0	0	57
58 Birth injuries, postnatal asphyxia and atelectasis (760-762)	2	1	1	6.9	5.4	9.5	3	1	2	50.8	40.0	58.8	58
59 Infection of the newborn (763-768)	1	-	1	3.4	0	9.5	-	-	-	0	0	0	59
60 Other diseases peculiar to early infancy, and immaturity unqualified (769-776)	6	6	-	20.7	32.4	0	2	-	2	33.9	0	58.8	60
61 Senility, without mention of psychosis (794)	1	-	1	3.4	0	9.5	-	-	-	0	0	0	61
62 Ill-defined and unknown causes (780-793, 795)	11	6	5	37.9	32.4	47.6	1	-	1	16.9	0	29.4	62
63 Motor vehicle accidents (E810-E835)	8	5	3	27.6	27.0	28.6	8	5	3	135.6	200.0	88.2	63
64 All other accidents (E800-E802, E840-E962)	9	4	5	31.0	21.6	47.6	4	1	3	67.8	40.0	88.2	64
65 Suicide (E963, E970, E979)	2	2	-	6.9	10.8	0	1	1	-	16.9	40.0	0	65
66 Homicide (E964, E980-E985)	4	2	2	13.8	10.8	19.0	1	-	1	16.9	0	29.4	66
67 All other diseases (residual)	30	21	9	102.4	112.5	85.7	5	1	4	84.7	40.0	117.6	67

TABLE XIII VITAL STATISTICS, BY COUNTY, BY RACE, GEORGIA, 1960

ITEM	Crisp						Dade						
	Number			Rate or Ratio *			Number			Rate or Ratio *			
	Total	White	Non-White	Total	White	Non-White	Total	White	Non-White	Total	White	Non-White	
1 Estimated population	17,800	10,200	7,600				8,700	8,600	100				1
LIVE BIRTHS													
2 Total	434	202	232	24.4	19.8	30.5	206	202	4	23.7	23.5	40.0	2
3 Delivered in hospital	256	196	60	59.0%	97.0%	25.9%	189	185	4	91.7%	91.6%	100.0%	3
4 Delivered in home by physician	4	1	3	0.9%	0.5%	1.3%	16	16	-	7.8%	7.9%	0%	4
5 Delivered in home by midwife	174	5	169	40.1%	2.5%	72.8%	1	1	-	0.5%	0.5%	0%	5
6 Other deliveries	-	-	-	0%	0%	0%	-	-	-	0%	0%	0%	6
7 Immature births	34	16	18	78.3	79.2	77.6	20	19	1	97.1	94.1	250.0	7
8 Live births to un-wed mothers	78	5	73	179.7	24.8	314.7	2	2	-	9.7	9.9	0	8
FETAL DEATHS													
9 Total	19	5	14	43.8	24.8	60.3	2	2	-	9.7	9.9	0	9
10 Under 20 weeks gestation	3	2	1	6.9	9.9	4.3	1	1	-	4.9	5.0	0	10
11 20-27 weeks gestation	4	-	4	9.2	0	17.2	1	1	-	4.9	5.0	0	11
12 28 weeks and more	10	2	8	23.0	9.9	34.5	-	-	-	0	0	0	12
13 Unknown length of gestation	2	1	1	4.6	5.0	4.3	-	-	-	0	0	0	13
DEATHS													
14 Total, all ages	206	102	104	1157.3	1000.0	1368.4	63	63	-	724.1	732.6	0	14
15 Under 1 year	16	3	13	36.9	14.9	56.0	8	8	-	38.8	39.6	0	15
16 Under 28 days	12	3	9	27.6	14.9	38.8	6	6	-	29.1	29.7	0	16
17 Deaths from immaturity	4	2	2	9.2	9.9	8.6	-	-	-	0	0	0	17
18 1-4 years **	3	-	3	-	-	-	-	-	-	0	0	0	18
19 Maternal deaths	1	-	1	23.0	0	43.1	1	1	-	0	0	0	19
CAUSE OF DEATH													
20 Tuberculosis, all forms (001-019)	2	-	2	11.2	0	26.3	-	-	-	0	0	0	20
21 Syphilis and its sequelae (020-029)	1	-	1	5.6	0	13.2	-	-	-	0	0	0	21
22 Typhoid fever (040)	-	-	-	0	0	0	-	-	-	0	0	0	22
23 Dysentery, all forms (045-048)	-	-	-	0	0	0	-	-	-	0	0	0	23
24 Scarlet fever (050)	-	-	-	0	0	0	-	-	-	0	0	0	24
25 Streptococcal sore throat (051)	-	-	-	0	0	0	-	-	-	0	0	0	25
26 Diphtheria (055)	-	-	-	0	0	0	-	-	-	0	0	0	26
27 Whooping cough (056)	-	-	-	0	0	0	-	-	-	0	0	0	27
28 Meningococcal infections (057)	-	-	-	0	0	0	-	-	-	0	0	0	28
29 Acute poliomyelitis (080)	-	-	-	0	0	0	-	-	-	0	0	0	29
30 Acute infectious encephalitis (082)	-	-	-	0	0	0	-	-	-	0	0	0	30
31 Smallpox (084)	-	-	-	0	0	0	-	-	-	0	0	0	31
32 Measles (085)	-	-	-	0	0	0	-	-	-	0	0	0	32
33 Typhus and other rickettsial diseases (100-103, 105-108)	-	-	-	0	0	0	-	-	-	0	0	0	33
34 Rocky Mountain spotted fever (104)	-	-	-	0	0	0	-	-	-	0	0	0	34
35 Malaria (110-117)	-	-	-	0	0	0	-	-	-	0	0	0	35
36 All other diseases classified as infective and parasitic (030-039, 041-044, 049, 052-054, 059-074, 081, 083, 086-096, 120-138)	2	1	1	11.2	9.8	13.2	-	-	-	0	0	0	36
37 Malignant neoplasms, including neoplasms of lymphatic and haemopoietic tissues (140-205)	24	16	8	134.8	156.9	105.3	8	8	-	92.0	93.0	0	37
38 Benign and unspecified neoplasms (210-239)	1	-	1	5.6	0	13.2	-	-	-	0	0	0	38
39 Diabetes mellitus (260)	3	2	1	16.9	19.6	13.2	1	1	-	11.5	11.6	0	39
40 Pellagra (281)	-	-	-	0	0	0	-	-	-	0	0	0	40
41 Anemias (290-293)	-	-	-	0	0	0	-	-	-	0	0	0	41
42 Vascular lesions affecting central nervous system (330-334)	32	11	21	179.8	107.8	276.3	8	8	-	92.0	93.0	0	42
43 Nonmeningococcal meningitis (340)	-	-	-	0	0	0	1	1	-	11.5	11.6	0	43
44 Rheumatic fever (400-402)	-	-	-	0	0	0	-	-	-	0	0	0	44
45 Heart diseases (410-443)	74	45	29	415.7	441.2	381.6	18	18	-	206.9	209.3	0	45
46 Hypertension without mention of heart (444-447)	6	3	3	33.7	29.4	39.5	-	-	-	0	0	0	46
47 Influenza and pneumonia (480-483, 490-493)	4	2	2	22.5	19.6	26.3	5	5	-	57.5	58.1	0	47
48 Bronchitis (500-502)	3	2	-	16.9	29.4	0	-	-	-	0	0	0	48
49 Ulcer of stomach and duodenum (540-541)	1	1	-	5.6	9.8	0	-	-	-	0	0	0	49
50 Appendicitis (550-553)	-	-	-	0	0	0	-	-	-	0	0	0	50
51 Intestinal obstruction and hernia (560, 561, 570)	-	-	-	0	0	0	1	1	-	11.5	11.6	0	51
52 Gastritis, duodenitis, enteritis and colitis (except diarrhea of the newborn) (543, 571, 572)	-	-	-	0	0	0	1	1	-	11.5	11.6	0	52
53 Cirrhosis of liver (581)	1	-	1	5.6	0	13.2	1	1	-	11.5	11.6	0	53
54 Nephritis and nephrosis (590-594)	1	-	1	5.6	0	13.2	-	-	-	0	0	0	54
55 Hyperplasia of prostate (610)	1	1	-	5.6	9.8	0	-	-	-	0	0	0	55
56 Complications of pregnancy, childbirth and the puerperium (640-652, 670-689)	1	-	1	5.6	0	13.2	-	-	-	0	0	0	56
57 Congenital malformations (750-759)	2	-	2	11.2	0	26.3	3	3	-	34.5	34.9	0	57
58 Birth injuries, postnatal asphyxia and otletosis (760-762)	4	1	3	22.5	9.8	39.5	1	1	-	11.5	11.6	0	58
59 Infection of the newborn (763-768)	1	-	1	5.6	0	13.2	1	1	-	11.5	11.6	0	59
60 Other diseases peculiar to early infancy, and immaturity unqualified (769-776)	6	2	4	33.7	19.6	52.6	1	1	-	11.5	11.6	0	60
61 Senility, without mention of psychosis (794)	3	-	3	16.9	0	39.5	-	-	-	0	0	0	61
62 Ill-defined and unknown causes (780-793, 795)	3	-	3	16.9	0	39.5	2	2	-	23.0	23.3	0	62
63 Motor vehicle accidents (E810-E835)	2	-	2	11.2	0	26.3	3	3	-	34.5	34.9	0	63
64 All other accidents (E800-E802, E840-E962)	10	4	6	56.2	39.2	78.9	1	1	-	11.5	11.6	0	64
65 Suicide (E963, E970, E979)	2	-	2	11.2	19.6	0	-	-	-	0	0	0	65
66 Homicide (E964, E980-E985)	1	-	1	5.6	0	13.2	1	1	-	11.5	11.6	0	66
67 All other diseases (residual)	15	8	7	84.3	78.4	92.1	6	6	-	69.0	69.8	0	67

TABLE XIII VITAL STATISTICS, BY COUNTY, BY RACE, GEORGIA, 1960

ITEM	Dawson						Decatur						
	Number			Rate or Ratio *			Number			Rate or Ratio *			
	Total	White	Non-White	Total	White	Non-White	Total	White	Non-White	Total	White	Non-White	
1 Estimated population	3,600	3,600	000				24,800	14,400	10,400				1
LIVE BIRTHS													
2 Total	88	88	-	24.4	24.4	...	672	335	337	27.1	23.3	32.4	2
3 Delivered in hospital	88	88	-	100.0%	100.0%	...	494	329	165	73.5%	98.2%	49.0%	3
4 Delivered in home by physician	-	-	-	0%	0%	...	25	2	23	3.7%	0.6%	6.8%	4
5 Delivered in home by midwife	-	-	-	0%	0%	...	152	4	148	22.6%	1.2%	43.9%	5
6 Other deliveries	-	-	-	0%	0%	...	1	-	1	0.1%	0%	0.3%	6
7 Immature births	6	6	-	68.2	68.2	...	44	20	24	65.5	59.7	71.2	7
8 Live births to un-wed mothers	2	2	-	22.7	22.7	...	88	6	82	131.0	17.9	243.3	8
FETAL DEATHS													
9 Total	1	1	-	11.4	11.4	...	23	6	17	34.2	17.9	50.4	9
10 Under 20 weeks gestation	-	-	-	0	0	...	6	4	2	8.9	11.9	5.9	10
11 20-27 weeks gestation	-	-	-	0	0	...	3	1	2	4.5	3.0	5.9	11
12 28 weeks and more	1	1	-	11.4	11.4	...	14	1	13	20.8	3.0	38.6	12
13 Unknown length of gestation	-	-	-	0	0	...	-	-	-	0	0	0	13
DEATHS													
14 Total, all ages	24	24	-	666.7	666.7	...	232	108	124	935.5	750.0	1192.3	14
15 Under 1 year	-	-	-	0	0	...	21	6	15	31.2	17.9	44.5	15
16 Under 28 days	-	-	-	0	0	...	6	3	3	8.9	9.0	8.9	16
17 Deaths from immaturity	-	-	-	0	0	...	3	-	3	4.5	0	8.9	17
18 1-4 years **	-	-	-	-	-	...	4	1	3	-	-	-	18
19 Maternal deaths	-	-	-	0	0	...	1	-	1	14.9	0	29.7	19
CAUSE OF DEATH													
20 Tuberculosis, all forms (001-019)	-	-	-	0	0	...	1	1	-	4.0	6.9	0	20
21 Syphilis and its sequelae (020-029)	-	-	-	0	0	...	1	-	1	4.0	0	9.6	21
22 Typhoid fever (040)	-	-	-	0	0	...	-	-	-	0	0	0	22
23 Dysentery, all forms (045-048)	-	-	-	0	0	...	-	-	-	0	0	0	23
24 Scarlet fever (050)	-	-	-	0	0	...	-	-	-	0	0	0	24
25 Streptococcal sore throat (051)	-	-	-	0	0	...	-	-	-	0	0	0	25
26 Diphtheria (055)	-	-	-	0	0	...	-	-	-	0	0	0	26
27 Whooping cough (056)	-	-	-	0	0	...	-	-	-	0	0	0	27
28 Meningococcal infections (057)	-	-	-	0	0	...	-	-	-	0	0	0	28
29 Acute poliomyelitis (080)	-	-	-	0	0	...	-	-	-	0	0	0	29
30 Acute infectious encephalitis (082)	-	-	-	0	0	...	1	-	1	4.0	0	9.6	30
31 Smallpox (084)	-	-	-	0	0	...	-	-	-	0	0	0	31
32 Measles (085)	-	-	-	0	0	...	-	-	-	0	0	0	32
33 Typhus and other rickettsial diseases (100-103, 105-108)	-	-	-	0	0	...	-	-	-	0	0	0	33
34 Rocky Mountain spotted fever (104)	-	-	-	0	0	...	-	-	-	0	0	0	34
35 Malaria (110-117)	-	-	-	0	0	...	-	-	-	0	0	0	35
36 All other diseases classified as infective and parasitic (030-039, 041-044, 049, 052-054, 059-074, 081, 083, 086-096, 120-138)	-	-	-	0	0	...	1	-	1	4.0	0	9.6	36
37 Malignant neoplasms, including neoplasms of lymphatic and hemotopoietic tissues (140-205)	2	2	-	55.6	55.6	...	18	12	6	72.6	83.3	57.7	37
38 Benign and unspecified neoplasms (210-239)	-	-	-	0	0	...	1	1	-	4.0	6.9	0	38
39 Diabetes mellitus (260)	1	1	-	27.8	27.8	...	4	4	-	16.1	27.8	0	39
40 Pellagra (281)	-	-	-	0	0	...	-	-	-	0	0	0	40
41 Anemias (290-293)	-	-	-	0	0	...	-	-	-	0	0	0	41
42 Vascular lesions affecting central nervous system (330-334)	1	1	-	27.8	27.8	...	37	8	29	149.2	55.6	278.8	42
43 Nonmeningococcal meningitis (340)	-	-	-	0	0	...	1	-	1	4.0	0	9.6	43
44 Rheumatic fever (400-402)	-	-	-	0	0	...	-	-	-	0	0	0	44
45 Heart diseases (410-443)	13	13	-	361.1	361.1	...	68	39	29	274.2	270.8	278.8	45
46 Hypertension without mention of heart (444-447)	-	-	-	0	0	...	1	-	1	4.0	0	9.6	46
47 Influenza and pneumonia (480-483, 490-493)	-	-	-	0	0	...	17	4	13	68.5	27.8	125.0	47
48 Bronchitis (500-502)	-	-	-	0	0	...	-	-	-	0	0	0	48
49 Ulcer of stomach and duodenum (540-541)	-	-	-	0	0	...	1	1	-	4.0	6.9	0	49
50 Appendicitis (550-553)	-	-	-	0	0	...	1	-	1	4.0	0	9.6	50
51 Intestinal obstruction and hernia (560, 561, 570)	-	-	-	0	0	...	2	1	1	8.1	6.9	9.6	51
52 Gastritis, duodenitis, enteritis and colitis (except diarrhea of the newborn) (543, 571, 572)	-	-	-	0	0	...	4	2	2	16.1	13.9	19.2	52
53 Cirrhosis of liver (581)	2	2	-	55.6	55.6	...	2	-	2	8.1	0	19.2	53
54 Nephritis and nephrosis (590-594)	-	-	-	0	0	...	4	3	1	16.1	20.8	9.6	54
55 Hyperplasia of prostate (610)	-	-	-	0	0	...	-	-	-	0	0	0	55
56 Complications of pregnancy, childbirth and the puerperium (640-652, 670-689)	-	-	-	0	0	...	1	-	1	4.0	0	9.6	56
57 Congenital malformations (750-759)	-	-	-	0	0	...	5	4	1	20.2	27.8	9.6	57
58 Birth injuries, postnatal asphyxia and atelectasis (760-762)	-	-	-	0	0	...	-	-	-	0	0	0	58
59 Infection of the newborn (763-768)	-	-	-	0	0	...	-	-	-	0	0	0	59
60 Other diseases peculiar to early infancy, and immaturity unqualified (769-776)	-	-	-	0	0	...	4	-	4	16.1	0	38.5	60
61 Senility, without mention of psychosis (794)	-	-	-	0	0	...	2	-	2	8.1	0	19.2	61
62 Ill-defined and unknown causes (780-793, 795)	-	-	-	0	0	...	3	-	3	12.1	0	28.8	62
63 Motor vehicle accidents (E810-E835)	2	2	-	55.6	55.6	...	9	4	5	36.3	27.8	48.1	63
64 All other accidents (E800-E802, E840-E962)	-	-	-	0	0	...	9	7	2	36.3	48.6	19.2	64
65 Suicide (E963, E970, E979)	2	2	-	55.6	55.6	...	1	-	1	4.0	0	9.6	65
66 Homicide (E964, E980-E985)	-	-	-	0	0	...	5	1	4	20.2	6.9	38.5	66
67 All other diseases (residual)	1	1	-	27.8	27.8	...	28	16	12	112.9	111.1	115.4	67

TABLE XIII VITAL STATISTICS, BY COUNTY, BY RACE, GEORGIA, 1960

ITEM	DeKalb						Dodge					
	Number			Rate or Ratio *			Number			Rate or Ratio *		
	Total	White	Non-White	Total	White	Non-White	Total	White	Non-White	Total	White	Non-White
1 Estimated population	259,800	237,300	22,500				16,500	11,900	4,600			
LIVE BIRTHS												
2 Total	6,569	5,811	758	25.3	24.5	33.7	336	200	136	20.4	16.8	29.6
3 Delivered in hospital	6,529	5,800	729	99.4%	99.8%	96.2%	217	189	28	64.6%	94.5%	20.6%
4 Delivered in home by physician	39	10	29	0.6%	0.2%	3.8%	21	4	17	6.2%	2.0%	12.5%
5 Delivered in home by midwife	-	-	-	0%	0%	0%	98	7	91	29.2%	3.5%	66.9%
6 Other deliveries	1	1	-	0.0%	0.0%	0%	-	-	-	0%	0%	0%
7 Immature births	500	387	113	76.1	66.6	149.1	28	18	10	83.3	90.0	73.5
8 Live births to un-wed mothers	353	175	178	53.7	30.1	234.8	33	2	31	98.2	10.0	227.9
FETAL DEATHS												
9 Total	246	231	15	37.4	39.8	19.8	7	5	2	20.8	25.0	14.7
10 Under 20 weeks gestation	155	153	2	23.6	26.3	2.6	-	-	-	0	0	0
11 20-27 weeks gestation	23	22	1	3.5	3.8	1.3	1	1	-	3.0	5.0	0
12 28 weeks and more	62	52	10	9.4	8.9	13.2	6	4	2	17.9	20.0	14.7
13 Unknown length of gestation	6	4	2	0.9	0.7	2.6	-	-	-	0	0	0
DEATHS												
14 Total, all ages	1,612	1,397	215	620.5	588.7	955.6	165	111	54	1000.0	932.8	1173.9
15 Under 1 year	179	144	35	27.2	24.8	46.2	15	12	3	44.6	60.0	22.1
16 Under 28 days	143	120	23	21.8	20.7	30.3	9	9	-	26.8	45.0	0
17 Deaths from immaturity	31	27	4	4.7	4.6	5.3	1	1	-	3.0	5.0	0
18 1-4 years **	20	17	3	-	-	-	4	2	2	-	-	-
19 Maternal deaths	2	2	-	3.0	3.4	0	-	-	-	0	0	0
CAUSE OF DEATH												
20 Tuberculosis, all forms (001-019)	8	8	-	3.1	3.4	0	-	-	-	0	0	0
21 Syphilis and its sequelae (020-029)	-	-	-	0	0	0	-	-	-	0	0	0
22 Typhoid fever (040)	-	-	-	0	0	0	-	-	-	0	0	0
23 Dysentery, all forms (045-048)	-	-	-	0	0	0	-	-	-	0	0	0
24 Scarlet fever (050)	-	-	-	0	0	0	-	-	-	0	0	0
25 Streptococcal sore throat (051)	-	-	-	0	0	0	-	-	-	0	0	0
26 Diphtheria (055)	-	-	-	0	0	0	-	-	-	0	0	0
27 Whooping cough (056)	-	-	-	0	0	0	-	-	-	0	0	0
28 Meningococcal infections (057)	5	3	2	1.9	1.3	8.9	-	-	-	0	0	0
29 Acute poliomyelitis (080)	-	-	-	0	0	0	-	-	-	0	0	0
30 Acute infectious encephalitis (082)	1	-	1	0.4	0	4.4	-	-	-	0	0	0
31 Smallpox (084)	-	-	-	0	0	0	-	-	-	0	0	0
32 Measles (085)	1	1	-	0.4	0.4	0	-	-	-	0	0	0
33 Typhus and other rickettsial diseases (100-103, 105-108)	-	-	-	0	0	0	-	-	-	0	0	0
34 Rocky Mountain spotted fever (104)	-	-	-	0	0	0	-	-	-	0	0	0
35 Malaria (110-117)	-	-	-	0	0	0	-	-	-	0	0	0
36 All other diseases classified as infective and parasitic (030-039, 041-044, 049, 052-054, 059-074, 081, 083, 086-096, 120-138)	5	5	-	1.9	2.1	0	-	-	-	0	0	0
37 Malignant neoplasms, including neoplasms of lymphatic and haematopoietic tissues (140-205)	247	218	29	95.1	91.9	128.9	16	12	4	97.0	100.8	87.0
38 Benign and unspecified neoplasms (210-239)	6	5	1	2.3	2.1	4.4	-	-	-	0	0	0
39 Diabetes mellitus (260)	25	23	2	9.6	9.7	8.9	5	3	2	30.3	25.2	43.5
40 Pellagra (281)	-	-	-	0	0	0	-	-	-	0	0	0
41 Anemias (290-293)	4	4	-	1.5	1.7	0	-	-	-	0	0	0
42 Vascular lesions affecting central nervous system (330-334)	203	164	39	78.1	69.1	173.3	34	20	14	206.1	168.1	304.3
43 Nonmeningococcal meningitis (340)	1	1	-	0.4	0.4	0	-	-	-	0	0	0
44 Rheumatic fever (400-402)	3	2	1	1.2	0.8	4.4	-	-	-	0	0	0
45 Heart diseases (410-443)	562	513	49	216.3	216.2	217.8	54	40	14	327.3	336.1	304.3
46 Hypertension without mention of heart (444-447)	10	8	2	3.8	3.4	8.9	2	1	1	12.1	8.4	21.7
47 Influenza and pneumonia (480-483, 490-493)	38	32	6	14.6	13.5	26.7	15	7	8	90.9	58.8	173.9
48 Bronchitis (500-502)	7	6	1	2.7	2.5	4.4	-	-	-	0	0	0
49 Ulcer of stomach and duodenum (540-541)	8	7	1	3.1	2.9	4.4	1	-	1	6.1	0	21.7
50 Appendicitis (550-553)	-	-	-	0	0	0	-	-	-	0	0	0
51 Intestinal obstruction and hernia (560, 561, 570)	8	8	-	3.1	3.4	0	-	-	-	0	0	0
52 Gastritis, duodenitis, enteritis and colitis (except diarrhea of the newborn) (543, 571, 572)	3	3	-	1.2	1.3	0	-	-	-	6.1	8.4	0
53 Cirrhosis of liver (581)	21	17	4	8.1	7.2	17.8	-	-	-	0	0	0
54 Nephritis and nephrosis (590-594)	13	10	3	5.0	4.2	13.3	-	-	-	0	0	0
55 Hyperplasia of prostate (610)	3	3	-	1.2	1.3	0	1	1	-	6.1	8.4	0
56 Complications of pregnancy, childbirth and the puerperium (640-652, 670-689)	2	2	-	0.8	0.8	0	-	-	-	0	0	0
57 Congenital malformations (750-759)	36	29	7	13.9	12.2	31.1	-	-	-	0	0	0
58 Birth injuries, postnatal asphyxia and alelectasis (760-762)	68	59	9	26.2	24.9	40.0	7	7	-	42.4	58.8	0
59 Infection of the newborn (763-768)	5	2	3	1.9	0.8	13.3	-	-	-	0	0	0
60 Other diseases peculiar to early infancy, and immaturity unqualified (769-776)	51	41	10	19.6	17.3	44.4	2	2	-	12.1	16.8	0
61 Sanility, without mention of psychosis (794)	5	2	3	1.9	0.8	13.3	-	-	-	0	0	0
62 Ill-defined and unknown causes (780-793, 795)	6	5	1	2.3	2.1	4.4	4	1	3	24.2	8.4	65.2
63 Motor vehicle accidents (E810-E835)	29	28	1	11.2	11.8	4.4	6	5	1	36.4	42.0	21.7
64 All other accidents (E800-E802, E840-E962)	43	36	7	16.6	15.2	31.1	3	1	2	18.2	8.4	43.5
65 Suicide (E963, E970, E979)	20	20	-	7.7	8.4	0	1	1	-	6.1	8.4	0
66 Homicide (E964, E980-E985)	8	6	2	3.1	2.5	8.9	1	-	1	6.1	0	21.7
67 All other diseases (residual)	157	126	31	60.4	53.1	137.8	11	8	3	66.7	67.2	65.2

TABLE XIII VITAL STATISTICS, BY COUNTY, BY RACE, GEORGIA, 1960

ITEM	Doaly						Dougherty						
	Number			Rate or Ratio *			Number			Rate or Ratio *			
	Total	White	Non-White	Total	White	Non-White	Total	White	Non-White	Total	White	Non-White	
1 Estimated population	11,400	5,400	6,000				72,400	46,800	25,600				1
LIVE BIRTHS													
2 Total	285	98	187	25.0	18.1	31.2	2,446	1,552	894	33.8	33.2	34.9	2
3 Delivered in hospital	187	97	90	65.6%	99.0%	48.1%	1,983	1,550	433	81.1%	99.9%	48.4%	3
4 Delivered in home by physician	6	-	6	2.1%	0%	3.2%	328	1	327	13.4%	0.1%	36.6%	4
5 Delivered in home by midwife	92	1	91	32.3%	1.0%	48.7%	128	-	128	5.2%	0%	14.3%	5
6 Other deliveries	-	-	-	0%	0%	0%	7	1	6	0.3%	0.1%	0.7%	6
7 Immature births	29	5	24	101.8	51.0	128.3	229	115	114	93.6	74.1	127.5	7
8 Live births to un-wed mothers	48	1	47	168.4	10.2	251.3	240	17	223	98.1	11.0	249.4	8
FETAL DEATHS													
9 Total	8	-	8	28.1	0	42.8	95	36	59	38.8	23.2	66.0	9
10 Under 20 weeks gestation	1	-	1	3.5	0	5.3	43	14	29	17.6	9.0	32.4	10
11 20-27 weeks gestation	-	-	-	0	0	0	7	4	3	2.9	2.6	3.4	11
12 28 weeks and more	7	-	7	24.6	0	37.4	31	13	18	12.7	8.4	20.1	12
13 Unknown length of gestation	-	-	-	0	0	0	14	5	9	5.7	3.2	10.1	13
DEATHS													
14 Total, all ages	148	82	66	298.2	1518.5	1100.0	561	280	281	774.9	598.3	1097.7	14
15 Under 1 year	14	5	9	49.1	51.0	48.1	82	39	43	33.5	25.1	48.1	15
16 Under 28 days	4	1	3	14.0	10.2	16.0	54	33	21	22.1	21.3	23.5	16
17 Deaths from immaturity	1	-	1	3.5	0	5.3	23	13	10	9.4	8.4	11.2	17
18 1-4 years**	4	1	3	-	-	-	13	7	6	-	-	-	18
19 Maternal deaths	-	-	-	0	0	0	1	-	1	4.1	0	11.2	19
CAUSE OF DEATH													
20 Tuberculosis, all forms (001-019)	-	-	-	0	0	0	1	-	1	1.4	0	3.9	20
21 Syphilis and its sequelae (020-029)	-	-	-	0	0	0	2	-	2	2.8	0	7.8	21
22 Typhoid fever (040)	-	-	-	0	0	0	-	-	-	0	0	0	22
23 Dysentery, all forms (045-048)	-	-	-	0	0	0	1	-	1	1.4	0	3.9	23
24 Scarlet fever (050)	-	-	-	0	0	0	-	-	-	0	0	0	24
25 Streptococcal sore throat (051)	-	-	-	0	0	0	-	-	-	0	0	0	25
26 Diphtheria (055)	-	-	-	0	0	0	-	-	-	0	0	0	26
27 Whooping cough (056)	-	-	-	0	0	0	-	-	-	0	0	0	27
28 Meningococcal infections (057)	-	-	-	0	0	0	-	-	-	0	0	0	28
29 Acute poliomyelitis (080)	-	-	-	0	0	0	-	-	-	0	0	0	29
30 Acute infectious encephalitis (082)	-	-	-	0	0	0	-	-	-	0	0	0	30
31 Smallpox (084)	-	-	-	0	0	0	-	-	-	0	0	0	31
32 Measles (085)	-	-	-	0	0	0	1	1	-	1.4	2.1	0	32
33 Typhus and other rickettsial diseases (100-103, 105-108)	-	-	-	0	0	0	-	-	-	0	0	0	33
34 Rocky Mountain spotted fever (104)	-	-	-	0	0	0	-	-	-	0	0	0	34
35 Malaria (110-117)	-	-	-	0	0	0	-	-	-	0	0	0	35
36 All other diseases classified as infective and parasitic (030-039, 041-044, 049, 052-054, 059-074, 081, 083, 086-096, 120-138)	1	-	1	8.8	0	16.7	1	-	1	1.4	0	3.9	36
37 Malignant neoplasms, including neoplasms of lymphatic and haematopoietic tissues (140-205)	23	16	7	201.8	296.3	116.7	73	39	34	100.8	83.3	132.8	37
38 Benign and unspecified neoplasms (210-239)	-	-	-	0	0	0	1	-	1	1.4	0	3.9	38
39 Diabetes mellitus (260)	1	-	1	8.8	0	16.7	7	3	4	9.7	6.4	15.6	39
40 Pellagra (281)	-	-	-	0	0	0	-	-	-	0	0	0	40
41 Anemias (290-293)	-	-	-	0	0	0	1	1	-	1.4	2.1	0	41
42 Vascular lesions affecting central nervous system (330-334)	22	12	10	193.0	222.2	166.7	70	30	40	96.7	64.1	156.3	42
43 Nonmeningococcal meningitis (340)	-	-	-	0	0	0	1	-	1	1.4	0	3.9	43
44 Rheumatic fever (400-402)	-	-	-	0	0	0	-	-	-	0	0	0	44
45 Heart diseases (410-443)	49	27	22	429.8	500.0	366.7	164	90	74	226.5	192.3	289.1	45
46 Hypertension without mention of heart (444-447)	1	-	1	8.8	0	16.7	10	2	8	13.8	4.3	31.3	46
47 Influenza and pneumonia (480-483, 490-493)	9	4	5	78.9	74.1	83.3	16	7	9	22.1	15.0	35.2	47
48 Bronchitis (500-502)	1	1	-	8.8	18.5	0	1	-	1	1.4	0	3.9	48
49 Ulcer of stomach and duodenum (540-541)	2	2	-	17.5	37.0	0	6	5	1	8.3	10.7	3.9	49
50 Appendicitis (550-553)	1	-	1	8.8	0	16.7	-	-	-	0	0	0	50
51 Intestinal obstruction and hernia (560, 561, 570)	-	-	-	0	0	0	4	-	4	5.5	0	15.6	51
52 Gastritis, duodenitis, enteritis and colitis (except diarrhea of the newborn) (543, 571, 572)	5	2	3	43.9	37.0	50.0	10	3	7	13.8	6.4	27.3	52
53 Cirrhosis of liver (581)	1	1	-	8.8	18.5	0	3	2	1	4.1	4.3	3.9	53
54 Nephritis and nephrosis (590-594)	1	-	1	8.8	0	16.7	10	2	8	13.8	4.3	31.3	54
55 Hyperplasia of prostate (610)	1	-	1	8.8	0	16.7	1	-	1	1.4	0	3.9	55
56 Complications of pregnancy, childbirth and the puerperium (640-652, 670-689)	-	-	-	0	0	0	1	-	1	1.4	0	3.9	56
57 Congenital malformations (750-759)	1	1	-	8.8	18.5	0	9	7	2	12.4	15.0	7.8	57
58 Birth injuries, postnatal asphyxia and atelectasis (760-762)	2	1	1	17.5	18.5	16.7	12	9	3	16.6	19.2	11.7	58
59 Infection of the newborn (763-768)	-	-	-	0	0	0	8	2	6	11.0	4.3	23.4	59
60 Other diseases peculiar to early infancy, and immaturity unqualified (769-776)	3	-	3	26.3	0	50.0	31	17	14	42.8	36.3	54.7	60
61 Senility, without mention of psychosis (794)	1	-	1	8.8	0	16.7	4	-	4	5.5	0	15.6	61
62 Ill-defined and unknown causes (780-793, 795)	6	3	3	52.6	55.6	50.0	9	4	5	12.4	8.5	19.5	62
63 Motor vehicle accidents (E810-E835)	2	1	1	17.5	18.5	16.7	19	13	6	26.2	27.8	23.4	63
64 All other accidents (E800-E802, E840-E962)	6	4	2	52.6	74.1	33.3	28	16	12	38.7	34.2	46.9	64
65 Suicide (E963, E970, E979)	3	2	1	26.3	37.0	16.7	6	5	1	8.3	10.7	3.9	65
66 Homicide (E964, E980-E985)	1	-	1	8.8	0	16.7	4	2	2	5.5	4.3	7.8	66
67 All other diseases (residual)	5	5	-	43.9	92.6	0	46	20	26	63.5	42.7	101.6	67

TABLE XIII VITAL STATISTICS, BY COUNTY, BY RACE, GEORGIA, 1960

ITEM	Douglas						Early						
	Number			Rate or Ratio *			Number			Rate or Ratio *			
	Total	White	Non-White	Total	White	Non-White	Total	White	Non-White	Total	White	Non-White	
1 Estimated population	16,800	14,300	2,500				13,100	6,300	6,800				1
LIVE BIRTHS													
2 Total	403	335	68	24.0	23.4	27.2	342	98	244	26.1	15.6	35.9	2
3 Delivered in hospital	401	335	66	99.5%	100.0%	97.1%	149	94	55	43.6%	95.9%	22.5%	3
4 Delivered in home by physician	-	-	-	0%	0%	0%	4	1	3	1.2%	1.0%	1.2%	4
5 Delivered in home by midwife	2	-	2	0.5%	0%	2.9%	189	3	186	55.3%	3.1%	76.2%	5
6 Other deliveries	-	-	-	0%	0%	0%	-	-	-	0%	0%	0%	6
7 Immature births	36	27	9	89.3	80.6	132.4	39	11	28	114.0	112.2	114.8	7
8 Live births to un-wed mother	14	3	11	34.7	9.0	161.8	60	2	58	175.4	20.4	237.7	8
FETAL DEATHS													
9 Total	16	11	5	39.7	32.8	73.5	16	-	16	46.8	0	65.6	9
10 Under 20 weeks gestation	3	3	-	7.4	9.0	0	1	-	1	2.9	0	4.1	10
11 20-27 weeks gestation	2	1	1	5.0	3.0	14.7	7	-	7	20.5	0	28.7	11
12 28 weeks and more	10	6	4	24.8	17.9	58.8	7	-	7	20.5	0	28.7	12
13 Unknown length of gestation	1	1	-	2.5	3.0	0	1	-	1	2.9	0	4.1	13
DEATHS													
14 Total, all ages	124	107	17	738.1	748.3	680.0	160	84	76	221.4	333.3	117.6	14
15 Under 1 year	16	13	3	39.7	38.8	44.1	15	3	12	43.9	30.6	49.2	15
16 Under 28 days	11	9	2	27.3	26.9	29.4	11	2	9	32.2	20.4	36.9	16
17 Deaths from immaturity	5	2	3	12.4	6.0	44.1	1	1	-	2.9	10.2	0	17
18 1-4 years **	3	3	-	-	-	-	4	2	2	-	-	-	18
19 Maternal deaths	-	-	-	0	0	0	1	-	1	29.2	0	41.0	19
CAUSE OF DEATH													
20 Tuberculosis, all forms (001-019)	1	1	-	6.0	7.0	0	1	1	-	7.6	15.9	0	20
21 Syphilis and its sequelae (020-029)	-	-	-	0	0	0	-	-	-	0	0	0	21
22 Typhoid fever (040)	-	-	-	0	0	0	-	-	-	0	0	0	22
23 Dysentery, all forms (045-048)	-	-	-	0	0	0	-	-	-	0	0	0	23
24 Scarlet fever (050)	-	-	-	0	0	0	-	-	-	0	0	0	24
25 Streptococcal sore throat (051)	-	-	-	0	0	0	-	-	-	0	0	0	25
26 Diphtheria (055)	-	-	-	0	0	0	-	-	-	0	0	0	26
27 Whooping cough (056)	-	-	-	0	0	0	-	-	-	0	0	0	27
28 Meningococcal infections (057)	1	1	-	6.0	7.0	0	-	-	-	0	0	0	28
29 Acute poliomyelitis (080)	-	-	-	0	0	0	-	-	-	0	0	0	29
30 Acute infectious encephalitis (082)	-	-	-	0	0	0	-	-	-	0	0	0	30
31 Smallpox (084)	-	-	-	0	0	0	-	-	-	0	0	0	31
32 Measles (085)	-	-	-	0	0	0	-	-	-	0	0	0	32
33 Typhus and other rickettsial diseases (100-103, 105-108)	-	-	-	0	0	0	-	-	-	0	0	0	33
34 Rocky Mountain spotted fever (104)	-	-	-	0	0	0	-	-	-	0	0	0	34
35 Malaria (110-117)	-	-	-	0	0	0	-	-	-	0	0	0	35
36 All other diseases classified as infective and parasitic (030-039, 041-044, 049, 052-054, 059-074, 081, 083, 086-096, 120-138)	-	-	-	0	0	0	-	-	-	0	0	0	36
37 Malignant neoplasms, including neoplasms of lymphatic and haematopoietic tissues (140-205)	7	6	1	41.7	42.0	40.0	11	7	4	84.0	111.1	58.8	37
38 Benign and unspecified neoplasms (210-239)	-	-	-	0	0	0	2	2	-	15.3	31.7	0	38
39 Diabetes mellitus (260)	1	1	-	6.0	7.0	0	1	-	1	7.6	0	14.7	39
40 Pellagra (281)	-	-	-	0	0	0	-	-	-	0	0	0	40
41 Anemias (290-293)	-	-	-	0	0	0	-	-	-	0	0	0	41
42 Vascular lesions affecting central nervous system (330-334)	22	19	3	131.0	132.9	120.0	16	6	10	122.1	95.2	147.1	42
43 Nonmeningococcal meningitis (340)	1	1	-	6.0	7.0	0	1	1	-	7.6	15.9	0	43
44 Rheumatic fever (400-402)	-	-	-	0	0	0	-	-	-	0	0	0	44
45 Heart diseases (410-443)	41	39	2	244.0	272.7	80.0	73	43	30	557.3	682.5	441.2	45
46 Hypertension without mention of heart (444-447)	2	-	2	11.9	0	80.0	1	-	1	7.6	0	14.7	46
47 Influenza and pneumonia (480-483, 490-493)	6	4	2	35.7	28.0	80.0	8	3	5	61.1	47.6	73.5	47
48 Bronchitis (500-502)	-	-	-	0	0	0	-	-	-	0	0	0	48
49 Ulcer of stomach and duodenum (540-541)	-	-	-	0	0	0	1	1	-	7.6	15.9	0	49
50 Appendicitis (550-553)	-	-	-	0	0	0	1	1	-	7.6	15.9	0	50
51 Intestinal obstruction and hernia (560, 561, 570)	-	-	-	0	0	0	1	1	-	7.6	15.9	0	51
52 Gastritis, duodenitis, enteritis and colitis (except diarrhea of the newborn) (543, 571, 572)	1	1	-	6.0	7.0	0	2	1	1	15.3	15.9	14.7	52
53 Cirrhosis of liver (581)	1	1	-	6.0	7.0	0	2	1	1	15.3	15.9	14.7	53
54 Nephritis and nephrosis (590-594)	1	1	-	6.0	7.0	0	1	-	1	7.6	0	14.7	54
55 Hyperplasia of prostate (610)	-	-	-	0	0	0	-	-	-	0	0	0	55
56 Complications of pregnancy, childbirth and the puerperium (640-652, 670-689)	-	-	-	0	0	0	1	-	1	7.6	0	14.7	56
57 Congenital malformations (750-759)	3	3	-	17.9	21.0	0	-	-	1	0	0	0	57
58 Birth injuries, postnatal asphyxia and atelectasis (760-762)	3	3	-	17.9	21.0	0	6	1	5	45.8	15.9	73.5	58
59 Infection of the newborn (763-768)	-	-	-	0	0	0	1	-	1	7.6	0	14.7	59
60 Other diseases peculiar to early infancy, and immaturity unqualified (769-776)	6	3	3	35.7	21.0	120.0	4	1	3	30.5	15.9	44.1	60
61 Senility, without mention of psychosis (794)	-	-	-	0	0	0	-	-	-	0	0	0	61
62 Ill-defined and unknown causes (780-793, 795)	2	2	-	11.9	14.0	0	3	2	1	22.9	31.7	14.7	62
63 Motor vehicle accidents (E810-E835)	9	9	-	53.6	62.9	0	7	7	-	53.4	111.1	0	63
64 All other accidents (E800-E802, E840-E962)	4	3	1	23.8	21.0	40.0	6	2	4	45.8	31.7	58.8	64
65 Suicide (E963, E970, E979)	1	1	-	6.0	7.0	0	-	-	-	0	0	0	65
66 Homicide (E964, E980-E985)	1	-	1	6.0	0	40.0	2	-	2	15.3	0	29.4	66
67 All other diseases (residual)	10	8	2	59.5	55.9	80.0	8	3	5	61.1	47.6	73.5	67

TABLE XIII VITAL STATISTICS, BY COUNTY, BY RACE, GEORGIA, 1960

ITEM	Babola						Effingham						
	Number			Rate or Ratio *			Number			Rate or Ratio *			
	Total	White	Non-White	Total	White	Non-White	Total	White	Non-White	Total	White	Non-White	
1 Estimated population	1,800	1,300	500				10,100	6,600	3,500				1
LIVE BIRTHS													
2 Total	27	15	12	15.0	11.5	24.0	229	138	91	22.7	20.9	26.0	2
3 Delivered in hospital	17	15	2	63.0%	100.0%	16.7%	157	130	27	68.6%	94.2%	29.7%	3
4 Delivered in home by physician				0%	0%	0%	10	4	6	4.4%	2.9%	6.6%	4
5 Delivered in home by midwife	10		10	37.0%	0%	83.3%	62	4	58	27.1%	2.9%	63.7%	5
6 Other deliveries				0%	0%	0%				0%	0%	0%	6
7 Immature births				0	0	0	23	7	16	100.4	50.7	175.8	7
8 Live births to un-wed mothers				0	0	0	21	4	17	91.7	29.0	186.8	8
FETAL DEATHS													
9 Total	1	1		37.0	66.7	0	16	10	6	69.9	72.5	65.9	9
10 Under 20 weeks gestation	1	1		37.0	66.7	0	9	8	1	39.3	58.0	11.0	10
11 20-27 weeks gestation				0	0	0	3	2	1	13.1	14.5	11.0	11
12 28 weeks and more				0	0	0	4		4	17.5	0	44.0	12
13 Unknown length of gestation				0	0	0				0	0	0	13
DEATHS													
14 Total, all ages	18	14	4	1000.0	1076.9	800.0	90	51	39	891.1	772.7	1114.3	14
15 Under 1 year	2	1	1	74.1	66.7	83.3	6	2	4	26.2	14.5	44.0	15
16 Under 28 days	1	1		37.0	66.7	0	2	1	1	8.7	7.2	11.0	16
17 Deaths from immaturity	1			0	0	0	2	1	1	8.7	7.2	11.0	17
18 1-4 years**				0	0	0				0	0	0	18
19 Maternal deaths				0	0	0				0	0	0	19
CAUSE OF DEATH													
20 Tuberculosis, all forms (001-019)				0	0	0	2		2	19.8	0	57.1	20
21 Syphilis and its sequelae (020-029)				0	0	0				0	0	0	21
22 Typhoid fever (040)				0	0	0				0	0	0	22
23 Dysentery, all forms (045-048)				0	0	0				0	0	0	23
24 Scarlet fever (050)				0	0	0				0	0	0	24
25 Streptococcal sore throat (051)				0	0	0				0	0	0	25
26 Diphtheria (055)				0	0	0				0	0	0	26
27 Whooping cough (056)				0	0	0				0	0	0	27
28 Meningococcal infections (057)				0	0	0				0	0	0	28
29 Acute poliomyelitis (080)				0	0	0				0	0	0	29
30 Acute infectious encephalitis (082)				0	0	0				0	0	0	30
31 Smallpox (084)				0	0	0				0	0	0	31
32 Measles (085)				0	0	0				0	0	0	32
33 Typhus and other rickettsial diseases (100-103, 105-108)				0	0	0				0	0	0	33
34 Rocky Mountain spotted fever (104)				0	0	0				0	0	0	34
35 Malaria (110-117)				0	0	0				0	0	0	35
36 All other diseases classified as infective and parasitic (030-039, 041-044, 049, 052-054, 059-074, 081, 083, 086-096, 120-138)				0	0	0				0	0	0	36
37 Malignant neoplasms, including neoplasms of lymphatic and haematopoietic tissues (140-205)	4	3	1	222.2	230.8	200.0	8	6	2	79.2	90.9	57.1	37
38 Benign and unspecified neoplasms (210-239)				0	0	0				0	0	0	38
39 Diabetes mellitus (260)				0	0	0				0	0	0	39
40 Pellagra (281)				0	0	0				0	0	0	40
41 Anemias (290-293)				0	0	0	1		1	9.9	0	28.6	41
42 Vascular lesions affecting central nervous system (330-334)	3	3		166.7	230.8	0	13	6	7	128.7	90.9	200.0	42
43 Nonmeningococcal meningitis (340)				0	0	0				0	0	0	43
44 Rheumatic fever (400-402)				0	0	0				0	0	0	44
45 Heart diseases (410-443)	5	4	1	277.8	307.7	200.0	39	25	14	386.1	378.8	400.0	45
46 Hypertension without mention of heart (444-447)				0	0	0				0	0	0	46
47 Influenza and pneumonia (480-483, 490-493)				0	0	0	6	3	3	59.4	45.5	85.7	47
48 Bronchitis (500-502)				0	0	0				0	0	0	48
49 Ulcer of stomach and duodenum (540-541)				0	0	0				0	0	0	49
50 Appendicitis (550-553)				0	0	0				0	0	0	50
51 Intestinal obstruction and hernia (560, 561, 570)				0	0	0				0	0	0	51
52 Gastritis, duodenitis, enteritis and colitis (except diarrhea of the newborn) (543, 571, 572)				0	0	0				0	0	0	52
53 Cirrhosis of liver (581)				0	0	0				0	0	0	53
54 Nephritis and nephrosis (590-594)				0	0	0	1		1	9.9	0	28.6	54
55 Hyperplasia of prostate (610)				0	0	0				0	0	0	55
56 Complications of pregnancy, childbirth and the puerperium (640-652, 670-689)				0	0	0				0	0	0	56
57 Congenital malformations (750-759)	1	1		55.6	76.9	0				0	0	0	57
58 Birth injuries, postnatal asphyxia and atelectasis (760-762)				0	0	0				0	0	0	58
59 Infection of the newborn (763-768)				0	0	0				0	0	0	59
60 Other diseases peculiar to early infancy, and immaturity unqualified (769-776)				0	0	0	2	1	1	19.8	15.2	28.6	60
61 Senility, without mention of psychosis (794)				0	0	0				0	0	0	61
62 Ill-defined and unknown causes (780-793, 795)	2		2	111.1	0	400.0	2	2		19.8	30.3	0	62
63 Motor vehicle accidents (E810-E835)	1	1		55.6	76.9	0	5	2	3	49.5	30.3	85.7	63
64 All other accidents (E800-E802, E840-E962)				0	0	0	4	3	1	39.6	45.5	28.6	64
65 Suicide (E963, E970, E979)	1	1		55.6	76.9	0				0	0	0	65
66 Homicide (E964, E980-E985)	1	1		55.6	76.9	0	2		2	19.8	0	57.1	66
67 All other diseases (residual)				0	0	0	5	3	2	49.5	45.5	57.1	67

TABLE XIII. VITAL STATISTICS, BY COUNTY, BY RACE, GEORGIA, 1960

ITEM	Elbert						Emanuel						
	Number			Rate or Ratio *			Number			Rate or Ratio *			
	Total	White	Non-White	Total	White	Non-White	Total	White	Non-White	Total	White	Non-White	
1 Estimated population	17,800	11,700	6,100				17,800	11,900	5,900				1
LIVE BIRTHS													
2 Total	391	219	172	22.0	18.7	28.2	409	253	156	23.0	21.3	26.4	2
3 Delivered in hospital	327	216	111	83.6%	98.6%	64.5%	346	248	98	84.6%	98.0%	62.8%	3
4 Delivered in home by physician	10	2	8	2.6%	0.9%	4.7%	9	3	6	2.2%	1.2%	3.8%	4
5 Delivered in home by midwife	52	1	51	13.3%	0.5%	29.7%	54	2	52	13.2%	0.8%	33.3%	5
6 Other deliveries	2		2	0.5%	0%	1.2%				0%	0%	0%	6
7 Immature births	32	9	23	81.8	41.1	133.7	36	14	22	88.0	55.3	141.0	7
8 Live births to un-wed mothers	48	3	45	122.8	13.7	261.6	41	3	38	100.2	11.9	243.6	8
FETAL DEATHS													
9 Total	15	5	10	38.4	22.8	58.1	9	4	5	22.0	15.8	32.1	9
10 Under 20 weeks gestation	8	2	6	20.5	9.1	34.9				0	0	0	10
11 20-27 weeks gestation	2	2		5.1	9.1	0	1	1		2.4	4.0	0	11
12 28 weeks and more	5	1	4	12.8	4.6	23.3	8	3	5	19.6	11.9	32.1	12
13 Unknown length of gestation				0	0	0				0	0	0	13
DEATHS													
14 Total, all ages	162	110	52	910.1	940.2	852.5	200	124	76	123.6	1042.0	1288.1	14
15 Under 1 year	8	5	3	20.5	22.8	17.4	29	11	18	70.9	43.5	115.4	15
16 Under 28 days	6	5	1	15.3	22.8	5.8	16	8	8	39.1	31.6	51.3	16
17 Deaths from immaturity	5	5		12.8	22.8	0	3		3	7.3	0	19.2	17
18 1-4 years **	4	1	3										18
19 Maternal deaths	1		1	25.6	0	58.1	2	1	1	0	0	0	19
CAUSE OF DEATH													
20 Tuberculosis, all forms (001-019)				0	0	0				0	0	0	20
21 Syphilis and its sequelae (020-029)				0	0	0				0	0	0	21
22 Typhoid fever (040)				0	0	0				0	0	0	22
23 Dysentery, all forms (045-048)				0	0	0				0	0	0	23
24 Scarlet fever (050)				0	0	0				0	0	0	24
25 Streptococcal sore throat (051)				0	0	0				0	0	0	25
26 Diphtheria (055)				0	0	0				0	0	0	26
27 Whooping cough (056)				0	0	0				0	0	0	27
28 Meningococcal infections (057)				0	0	0	1		1	5.6	0	16.9	28
29 Acute poliomyelitis (080)				0	0	0				0	0	0	29
30 Acute infectious encephalitis (082)				0	0	0				0	0	0	30
31 Smallpox (084)				0	0	0				0	0	0	31
32 Measles (085)				0	0	0				0	0	0	32
33 Typhus and other rickettsial diseases (100-103, 105-108)				0	0	0				0	0	0	33
34 Rocky Mountain spotted fever (104)				0	0	0				0	0	0	34
35 Malaria (110-117)				0	0	0				0	0	0	35
36 All other diseases classified as infective and parasitic (030-039, 041-044, 049, 052-054, 059-074, 081, 083, 086-096, 120-138)				0	0	0	1		1	5.6	0	16.9	36
37 Malignant neoplasms, including neoplasms of lymphatic and haematopoietic tissues (140-205)	25	18	7	140.4	153.8	114.8	14	12	2	78.7	100.8	33.9	37
38 Benign and unspecified neoplasms (210-239)	1	1		5.6	8.5	0	1	1		5.6	8.4	0	38
39 Diabetes mellitus (260)	3	2	1	16.9	17.1	16.4	1	1		5.6	8.4	0	39
40 Pellagra (281)				0	0	0				0	0	0	40
41 Anemias (290-293)				0	0	0				0	0	0	41
42 Vascular lesions affecting central nervous system (330-334)	15	13	2	84.3	111.1	32.8	18	11	7	101.1	92.4	118.6	42
43 Nonmeningococcal meningitis (340)	1	1		5.6	8.5	0				0	0	0	43
44 Rheumatic fever (400-402)				0	0	0				0	0	0	44
45 Heart diseases (410-443)	66	41	25	370.8	350.4	409.8	69	47	22	387.6	395.0	372.9	45
46 Hypertension without mention of heart (444-447)				0	0	0	1		1	5.6	8.4	0	46
47 Influenza and pneumonia (480-483, 490-493)	6	1	5	33.7	8.5	82.0	19	7	12	106.7	58.8	203.4	47
48 Bronchitis (500-502)	2	2		11.2	17.1	0				0	0	0	48
49 Ulcer of stomach and duodenum (540-541)	2	2		11.2	17.1	0	1	1		5.6	8.4	0	49
50 Appendicitis (550-553)				0	0	0	1	1		5.6	8.4	0	50
51 Intestinal obstruction and hernia (560, 561, 570)				0	0	0	2	2		11.2	16.8	0	51
52 Gastritis, duodenitis, enteritis and colitis (except diarrhea of the newborn) (543, 571, 572)				0	0	0	7	4	3	39.3	33.6	50.8	52
53 Cirrhosis of liver (581)				0	0	0	4	3	1	22.5	25.2	16.9	53
54 Nephritis and nephrosis (590-594)	1	1		5.6	0	16.4	1	1		5.6	8.4	0	54
55 Hyperplasia of prostate (610)				0	0	0	1	1		5.6	8.4	0	55
56 Complications of pregnancy, childbirth and the puerperium (640-652, 670-689)	1		1	5.6	0	16.4				0	0	0	56
57 Congenital malformations (750-759)				0	0	0	4	3	1	22.5	25.2	16.9	57
58 Birth injuries, postnatal asphyxia and ostelethias (740-742)				0	0	0	5	5		28.1	42.0	0	58
59 Infection of the newborn (763-768)				0	0	0	4	1	3	22.5	8.4	50.8	59
60 Other diseases peculiar to early infancy, and immaturity unqualified (769-776)	6	5	1	33.7	42.7	16.4	6	2	4	33.7	16.8	67.8	60
61 Senility, without mention of psychosis (794)				0	0	0	1		1	5.6	0	16.9	61
62 Ill-defined and unknown causes (780-793, 795)				0	0	0	2	1	1	11.2	8.4	16.9	62
63 Motor vehicle accidents (E810-E835)	9	8	1	50.6	68.4	16.4	3	3	2	16.9	8.4	33.9	63
64 All other accidents (E800-E802, E840-E962)	6	3	3	33.7	25.6	49.2	8	3	5	44.9	25.2	84.7	64
65 Suicide (E963, E970, E979)	2	2		11.2	17.1	0	1	1		5.6	8.4	0	65
66 Homicide (E964, E980-E985)	1	1		5.6	8.5	0	5	2	3	28.1	16.8	50.8	66
67 All other diseases (residual)	15	10	5	84.3	85.5	82.0	19	12	7	106.7	100.8	118.6	67

TABLE XIII VITAL STATISTICS, BY COUNTY, BY RACE, GEORGIA, 1960

ITEM	Fayette						Floyd						
	Number			Rate or Ratio *			Number			Rate or Ratio *			
	Total	White	Non-White	Total	White	Non-White	Total	White	Non-White	Total	White	Non-White	
1 Estimated population	8,200	5,800	2,400				68,400	58,900	9,500				1
LIVE BIRTHS													
2 Total	190	122	68	23.2	21.0	28.3	1,524	1,272	252	22.3	21.6	26.5	2
3 Delivered in hospital	159	116	43	83.7%	95.1%	63.2%	1,500	1,266	234	98.4%	99.5%	92.9%	3
4 Delivered in home by physician	4	1	3	2.1%	0.8%	4.4%	11	5	6	0.7%	0.4%	2.4%	4
5 Delivered in home by midwife	19	2	17	10.0%	1.6%	25.0%	13	1	12	0.9%	0.1%	4.8%	5
6 Other deliveries	8	3	5	4.2%	2.5%	7.4%	-	-	-	0%	0%	0%	6
7 Immature births	16	7	9	84.2	57.4	132.4	160	118	42	105.0	92.8	166.7	7
8 Live births to un-wed mothers	21	1	20	110.5	8.2	294.1	86	26	60	56.4	20.4	238.1	8
FETAL DEATHS													
9 Total	6	3	3	31.6	24.6	44.1	29	22	7	19.0	17.3	27.8	9
10 Under 20 weeks gestation	2	2	-	10.5	16.4	0	4	2	2	2.6	1.6	7.9	10
11 20-27 weeks gestation	1	-	1	5.3	0	14.7	9	7	2	5.9	5.5	7.9	11
12 28 weeks and more	2	1	1	10.5	8.2	14.7	15	13	2	9.8	10.2	7.9	12
13 Unknown length of gestation	1	-	1	5.3	0	14.7	1	-	1	0.7	0	4.0	13
DEATHS													
14 Total, all ages	76	52	24	926.8	896.6	1000.0	590	485	105	862.6	823.4	1105.3	14
15 Under 1 year	5	3	2	26.3	24.6	29.4	49	39	10	32.2	30.7	39.7	15
16 Under 28 days	4	3	1	21.1	24.6	14.7	39	34	5	25.6	26.7	19.8	16
17 Deaths from immaturity	-	-	-	0	0	0	8	7	1	5.2	5.5	4.0	17
18 1-4 years **	2	1	1	-	-	-	4	2	2	-	-	-	18
19 Maternal deaths	-	-	-	0	0	0	-	-	-	0	0	0	19
CAUSE OF DEATH													
20 Tuberculosis, all forms (001-019)	2	-	2	24.4	0	83.3	5	3	2	7.3	5.1	21.1	20
21 Syphilis and its sequelae (020-029)	-	-	-	0	0	0	-	-	-	0	0	0	21
22 Typhoid fever (040)	-	-	-	0	0	0	-	-	-	0	0	0	22
23 Dysentery, all forms (045-048)	-	-	-	0	0	0	1	1	-	1.5	1.7	0	23
24 Scarlet fever (050)	-	-	-	0	0	0	-	-	-	0	0	0	24
25 Streptococcal sore throat (051)	-	-	-	0	0	0	-	-	-	0	0	0	25
26 Diphtheria (055)	-	-	-	0	0	0	-	-	-	0	0	0	26
27 Whooping cough (056)	-	-	-	0	0	0	-	-	-	0	0	0	27
28 Meningococcal infections (057)	-	-	-	0	0	0	-	-	-	0	0	0	28
29 Acute poliomyelitis (080)	-	-	-	0	0	0	-	-	-	0	0	0	29
30 Acute infectious encephalitis (082)	-	-	-	0	0	0	-	-	-	0	0	0	30
31 Smallpox (084)	-	-	-	0	0	0	-	-	-	0	0	0	31
32 Measles (085)	-	-	-	0	0	0	-	-	-	0	0	0	32
33 Typhus and other rickettsial diseases (100-103, 105-108)	-	-	-	0	0	0	-	-	-	0	0	0	33
34 Rocky Mountain spotted fever (104)	-	-	-	0	0	0	-	-	-	0	0	0	34
35 Malaria (110-117)	-	-	-	0	0	0	-	-	-	0	0	0	35
36 All other diseases classified as infective and parasitic (030-039, 041-044, 049, 052-054, 059-074, 081, 083, 086-096, 120-138)	-	-	-	0	0	0	2	-	2	2.9	0	21.1	36
37 Malignant neoplasms, including neoplasms of lymphatic and haematopoietic tissues (140-205)	6	6	-	73.2	103.4	0	83	68	15	121.3	115.4	157.9	37
38 Benign and unspecified neoplasms (210-239)	-	-	-	0	0	0	2	2	-	2.9	3.4	0	38
39 Diabetes mellitus (260)	-	-	-	0	0	0	5	4	1	7.3	6.8	10.5	39
40 Pellagra (281)	-	-	-	0	0	0	-	-	-	0	0	0	40
41 Anemias (290-293)	-	-	-	0	0	0	2	1	1	2.9	1.7	10.5	41
42 Vascular lesions affecting central nervous system (330-334)	9	6	3	109.8	103.4	125.0	71	61	10	103.8	103.6	105.3	42
43 Nonmeningococcal meningitis (340)	-	-	-	0	0	0	-	-	-	0	0	0	43
44 Rheumatic fever (400-402)	-	-	-	0	0	0	1	1	-	1.5	1.7	0	44
45 Heart diseases (410-443)	31	22	9	378.0	379.3	375.0	201	168	33	293.9	285.2	347.4	45
46 Hypertension without mention of heart (444-447)	1	-	1	12.2	0	41.7	7	7	-	10.2	11.9	0	46
47 Influenza and pneumonia (480-483, 490-493)	4	2	2	48.8	34.5	83.3	20	12	8	29.2	20.4	84.2	47
48 Bronchitis (500-502)	-	-	-	0	0	0	1	1	-	1.5	1.7	0	48
49 Ulcer of stomach and duodenum (540-541)	-	-	-	0	0	0	4	3	1	5.8	5.1	10.5	49
50 Appendicitis (550-553)	-	-	-	0	0	0	1	1	-	1.5	1.7	0	50
51 Intestinal obstruction and hernia (560, 561, 570)	-	-	-	0	0	0	7	7	-	10.2	11.9	0	51
52 Gastritis, duodenitis, enteritis and colitis (except diarrhea of the newborn) (543, 571, 572)	-	-	-	0	0	0	-	-	-	0	0	0	52
53 Cirrhosis of liver (581)	1	1	-	12.2	17.2	0	8	6	2	11.7	10.2	21.1	53
54 Nephritis and nephrosis (590-594)	1	1	-	12.2	17.2	0	9	6	3	13.2	10.2	31.6	54
55 Hyperplasia of prostate (610)	-	-	-	0	0	0	1	1	-	1.5	1.7	0	55
56 Complications of pregnancy, childbirth and the puerperium (640-652, 670-689)	-	-	-	0	0	0	-	-	-	0	0	0	56
57 Congenital malformations (750-759)	1	-	1	12.2	0	41.7	7	5	2	10.2	8.5	21.1	57
58 Birth injuries, postnatal asphyxia and atelectasis (760-762)	2	2	-	24.4	34.5	0	14	13	1	20.5	22.1	10.5	58
59 Infection of the newborn (763-768)	1	-	1	12.2	0	41.7	4	4	-	5.8	6.8	0	59
60 Other diseases peculiar to early infancy, and immaturity unqualified (769-776)	-	-	-	0	0	0	16	13	3	23.4	22.1	31.6	60
61 Senility, without mention of psychosis (794)	1	-	1	12.2	0	41.7	4	4	-	5.8	6.8	0	61
62 Ill-defined and unknown causes (780-793, 795)	1	1	-	12.2	17.2	0	1	-	1	1.5	0	10.5	62
63 Motor vehicle accidents (E810-E835)	5	4	1	61.0	69.0	41.7	16	14	2	23.4	23.8	21.1	63
64 All other accidents (E800-E802, E840-E962)	1	1	-	12.2	17.2	0	25	21	4	36.5	35.7	42.1	64
65 Suicide (E963, E970, E979)	-	-	-	0	0	0	9	9	-	13.2	15.3	0	65
66 Homicide (E964, E980-E985)	1	-	1	12.2	0	41.7	4	2	2	5.8	3.4	21.1	66
67 All other diseases (residual)	8	6	2	97.6	103.4	83.3	59	47	12	86.3	79.8	126.3	67

TABLE XIII VITAL STATISTICS, BY COUNTY, BY RACE, GEORGIA, 1960

ITEM	Evans						Fannin						
	Number			Rate or Ratio *			Number			Rate or Ratio *			
	Total	White	Non-White	Total	White	Non-White	Total	White	Non-White	Total	White	Non-White	
1 Estimated population	7,000	4,400	2,600				13,500	13,500	000				1
LIVE BIRTHS													
2 Total	176	86	90	25.1	19.5	34.6	242	240	2	17.9	17.8	...	2
3 Delivered in hospital	136	85	51	77.3%	98.8%	56.7%	231	229	2	95.5%	95.4%	100.0%	3
4 Delivered in home by physician	21	1	20	11.9%	1.2%	22.2%	9	9	-	3.7%	3.7%	0%	4
5 Delivered in home by midwife	19	-	19	10.8%	0%	21.1%	2	2	-	0.8%	0.8%	0%	5
6 Other deliveries	-	-	-	0%	0%	0%	-	-	-	0%	0%	0%	6
7 Immature births	14	5	9	79.5	58.1	100.0	22	22	-	90.9	91.7	0	7
8 Live births to un-wed mothers	25	4	21	142.0	46.5	233.3	6	6	-	24.8	25.0	0	8
FETAL DEATHS													
9 Total	11	6	5	62.5	69.8	55.6	10	10	-	41.3	41.7	0	9
10 Under 20 weeks gestation	7	6	1	39.8	69.8	11.1	-	-	-	0	0	0	10
11 20-27 weeks gestation	1	-	1	5.7	0	11.1	4	4	-	16.5	16.7	0	11
12 28 weeks and more	3	-	3	17.0	0	33.3	6	6	-	24.8	25.0	0	12
13 Unknown length of gestation	-	-	-	0	0	0	-	-	-	0	0	0	13
DEATHS													
14 Total, all ages	57	36	21	814.3	818.2	807.7	115	114	1	851.9	844.4	...	14
15 Under 1 year	7	5	2	39.8	58.1	22.2	5	5	-	20.7	20.8	0	15
16 Under 28 days	5	3	2	28.4	34.9	22.2	4	4	-	16.5	16.7	0	16
17 Deaths from immaturity	3	1	2	17.0	11.6	22.2	1	1	-	4.1	4.2	0	17
18 1-4 years **	1	-	1	-	-	-	2	2	-	-	-	0	18
19 Maternal deaths	-	-	-	0	0	0	-	-	-	0	0	0	19
CAUSE OF DEATH													
20 Tuberculosis, all forms (001-019)	-	-	-	0	0	0	-	-	-	0	0	...	20
21 Syphilis and its sequelae (020-029)	-	-	-	0	0	0	-	-	-	0	0	...	21
22 Typhoid fever (040)	-	-	-	0	0	0	-	-	-	0	0	...	22
23 Dysentery, all forms (045-048)	-	-	-	0	0	0	-	-	-	0	0	...	23
24 Scarlet fever (050)	-	-	-	0	0	0	-	-	-	0	0	...	24
25 Streptococcal sore throat (051)	-	-	-	0	0	0	-	-	-	0	0	...	25
26 Diphtheria (055)	-	-	-	0	0	0	-	-	-	0	0	...	26
27 Whooping cough (056)	1	-	1	14.3	0	38.5	-	-	-	0	0	...	27
28 Meningococcal infections (057)	-	-	-	0	0	0	-	-	-	0	0	...	28
29 Acute poliomyelitis (080)	-	-	-	0	0	0	-	-	-	0	0	...	29
30 Acute infectious encephalitis (082)	-	-	-	0	0	0	-	-	-	0	0	...	30
31 Smallpox (084)	-	-	-	0	0	0	-	-	-	0	0	...	31
32 Measles (085)	-	-	-	0	0	0	-	-	-	0	0	...	32
33 Typhus and other rickettsial diseases (100-103, 105-108)	-	-	-	0	0	0	-	-	-	0	0	...	33
34 Rocky Mountain spotted fever (104)	-	-	-	0	0	0	-	-	-	0	0	...	34
35 Malaria (110-117)	-	-	-	0	0	0	-	-	-	0	0	...	35
36 All other diseases classified as infective and parasitic (030-039, 041-044, 049, 052-054, 059-074, 081, 083, 086-096, 120-138)	1	-	1	14.3	0	38.5	1	1	-	7.4	7.4	...	36
37 Malignant neoplasms, including neoplasms of lymphatic and haematopoietic tissues (140-205)	10	5	5	142.9	113.6	192.3	17	17	-	125.9	125.9	...	37
38 Benign and unspecified neoplasms (210-239)	-	-	-	0	0	0	-	-	-	0	0	...	38
39 Diabetes mellitus (260)	2	1	1	28.6	22.7	38.5	1	1	-	7.4	7.4	...	39
40 Pellagra (281)	-	-	-	0	0	0	-	-	-	0	0	...	40
41 Anemias (290-293)	-	-	-	0	0	0	1	1	-	7.4	7.4	...	41
42 Vascular lesions affecting central nervous system (330-334)	4	3	1	57.1	68.2	38.5	26	26	-	192.6	192.6	...	42
43 Nonmeningococcal meningitis (340)	-	-	-	0	0	0	1	1	-	7.4	7.4	...	43
44 Rheumatic fever (400-402)	-	-	-	0	0	0	-	-	-	0	0	...	44
45 Heart diseases (410-443)	19	14	5	271.4	318.2	192.3	35	35	-	259.3	259.3	...	45
46 Hypertension without mention of heart (444-447)	1	-	1	14.3	0	38.5	2	2	-	14.8	14.8	...	46
47 Influenza and pneumonia (480-483, 490-493)	1	1	-	14.3	22.7	0	7	7	-	51.9	51.9	...	47
48 Bronchitis (500-502)	-	-	-	0	0	0	-	-	-	0	0	...	48
49 Ulcer of stomach and duodenum (540-541)	-	-	-	0	0	0	2	2	-	14.8	14.8	...	49
50 Appendicitis (550-553)	-	-	-	0	0	0	-	-	-	0	0	...	50
51 Intestinal obstruction and hernia (560, 561, 570)	-	-	-	0	0	0	-	-	-	0	0	...	51
52 Gastritis, duodenitis, enteritis and colitis (except diarrhea of the newborn) (543, 571, 572)	-	-	-	0	0	0	-	-	-	0	0	...	52
53 Cirrhosis of liver (581)	-	-	-	0	0	0	-	-	-	0	0	...	53
54 Nephritis and nephrosis (590-594)	-	-	-	0	0	0	-	-	-	0	0	...	54
55 Hyperplasia of prostate (610)	1	1	-	14.3	22.7	0	-	-	-	0	0	...	55
56 Complications of pregnancy, childbirth and the puerperium (640-652, 670-689)	-	-	-	0	0	0	-	-	-	0	0	...	56
57 Congenital malformations (750-759)	3	3	-	42.9	68.2	0	-	-	-	0	0	...	57
58 Birth injuries, postnatal asphyxia and atelactasis (760-762)	-	-	-	0	0	0	2	2	-	14.8	14.8	...	58
59 Infection of the newborn (763-768)	-	-	-	0	0	0	-	-	-	0	0	...	59
60 Other diseases peculiar to early infancy, and immaturity unqualified (769-776)	3	1	2	42.9	22.7	76.9	2	2	-	14.8	14.8	...	60
61 Senility, without mention of psychosis (794)	-	-	-	0	0	0	-	-	-	0	0	...	61
62 Ill-defined and unknown causes (780-793, 795)	-	-	-	0	0	0	-	-	-	0	0	...	62
63 Motor vehicle accidents (E810-E835)	5	3	2	71.4	68.2	76.9	2	2	-	14.8	14.8	...	63
64 All other accidents (E800-E802, E840-E962)	2	1	1	28.6	22.7	38.5	3	3	-	22.2	22.2	...	64
65 Suicide (E963, E970, E979)	-	-	-	0	0	0	2	2	-	14.8	14.8	...	65
66 Homicide (E964, E980-E985)	-	-	-	0	0	0	-	-	-	0	0	...	66
67 All other diseases (residual)	4	3	1	57.1	68.2	38.5	11	10	1	81.5	74.1	...	67

TABLE XIII VITAL STATISTICS, BY COUNTY, BY RACE, GEORGIA, 1960

ITEM	Forsyth						Franklin						
	Number			Rate or Ratio *			Number			Rate or Ratio *			
	Total	White	Non-White	Total	White	Non-White	Total	White	Non-White	Total	White	Non-White	
1 Estimated population	12,200	12,200	000				13,200	11,700	1,500				1
LIVE BIRTHS													
2 Total	258	257	1	21.1	21.1	...	246	214	32	18.6	18.3	21.3	2
3 Delivered in hospital	256	255	1	99.2%	99.2%	100.0%	244	214	30	99.2%	100.0%	93.8%	3
4 Delivered in home by physician	1	1	-	0.4%	0.4%	0%	1	-	1	0.4%	0%	3.1%	4
5 Delivered in home by midwife	-	-	-	0%	0%	0%	-	-	1	0.4%	0%	3.1%	5
6 Other deliveries	1	1	-	0.4%	0.4%	0%	-	-	-	0%	0%	0%	6
7 Immature births	10	10	-	38.8	38.9	0	18	15	3	73.2	70.1	93.8	7
8 Live births to un-wed mothers	6	6	-	23.3	23.3	0	10	4	6	40.7	18.7	187.5	8
FETAL DEATHS													
9 Total	8	8	-	31.0	31.1	0	5	3	2	20.3	14.0	62.5	9
10 Under 20 weeks gestation	2	2	-	7.8	7.8	0	-	-	-	0	0	0	10
11 20-27 weeks gestation	2	2	-	7.8	7.8	0	3	2	1	12.2	9.3	31.3	11
12 28 weeks and more	4	4	-	15.5	15.6	0	2	1	1	8.1	4.7	31.3	12
13 Unknown length of gestation	-	-	-	0	0	0	-	-	-	0	0	0	13
DEATHS													
14 Total, all ages	84	84	-	688.5	688.5	...	134	123	11	1015.2	1051.3	733.3	14
15 Under 1 year	7	7	-	27.1	27.2	0	5	4	1	20.3	18.7	31.3	15
16 Under 28 days	3	3	-	11.6	11.7	0	4	3	1	16.3	14.0	31.3	16
17 Deaths from immaturity	-	-	-	0	0	0	-	-	-	0	0	0	17
18 1-4 years **	1	1	-	0	0	0	2	2	-	0	0	0	18
19 Maternal deaths	-	-	-	0	0	0	-	-	-	0	0	0	19
CAUSE OF DEATH													
20 Tuberculosis, all forms (001-019)	-	-	-	0	0	...	-	-	-	0	0	0	20
21 Syphilis and its sequelae (020-029)	-	-	-	0	0	...	-	-	-	0	0	0	21
22 Typhoid fever (040)	-	-	-	0	0	...	-	-	-	0	0	0	22
23 Dysentery, all forms (045-048)	-	-	-	0	0	...	-	-	-	0	0	0	23
24 Scarlet fever (050)	-	-	-	0	0	...	-	-	-	0	0	0	24
25 Streptococcal sore throat (051)	-	-	-	0	0	...	-	-	-	0	0	0	25
26 Diphtheria (055)	-	-	-	0	0	...	-	-	-	0	0	0	26
27 Whooping cough (056)	-	-	-	0	0	...	-	-	-	0	0	0	27
28 Meningococcal infections (057)	-	-	-	0	0	...	-	-	-	0	0	0	28
29 Acute poliomyelitis (080)	-	-	-	0	0	...	-	-	-	0	0	0	29
30 Acute infectious encephalitis (082)	-	-	-	0	0	...	-	-	-	0	0	0	30
31 Smallpox (084)	-	-	-	0	0	...	-	-	-	0	0	0	31
32 Measles (085)	-	-	-	0	0	...	-	-	-	0	0	0	32
33 Typhus and other rickettsial diseases (100-103, 105-108)	-	-	-	0	0	...	-	-	-	0	0	0	33
34 Rocky Mountain spotted fever (104)	-	-	-	0	0	...	-	-	-	0	0	0	34
35 Malaria (110-117)	-	-	-	0	0	...	-	-	-	0	0	0	35
36 All other diseases classified as infective and parasitic (030-039, 041-044, 049, 052-054, 059-074, 081, 083, 086-096, 120-138)	1	1	-	8.2	8.2	...	-	-	-	0	0	0	36
37 Malignant neoplasms, including neoplasms of lymphatic and haematopoietic tissues (140-205)	12	12	-	98.4	98.4	...	16	15	1	121.2	128.2	66.7	37
38 Benign and unspecified neoplasms (210-239)	-	-	-	0	0	...	-	-	-	0	0	0	38
39 Diabetes mellitus (260)	4	4	-	32.8	32.8	...	4	4	-	30.3	34.2	0	39
40 Pellagra (281)	-	-	-	0	0	...	-	-	-	0	0	0	40
41 Anemias (290-293)	-	-	-	0	0	...	-	-	-	0	0	0	41
42 Vascular lesions affecting central nervous system (330-334)	11	11	-	90.2	90.2	...	27	25	2	204.5	213.7	133.3	42
43 Nonmeningococcal meningitis (340)	-	-	-	0	0	...	-	-	-	0	0	0	43
44 Rheumatic fever (400-402)	-	-	-	0	0	...	-	-	-	0	0	0	44
45 Heart diseases (410-443)	27	27	-	221.3	221.3	...	35	33	2	265.2	282.1	133.3	45
46 Hypertension without mention of heart (444-447)	-	-	-	0	0	...	3	2	1	22.7	17.1	66.7	46
47 Influenza and pneumonia (480-483, 490-493)	2	2	-	16.4	16.4	...	7	7	-	53.0	59.8	0	47
48 Bronchitis (500-502)	-	-	-	0	0	...	-	-	-	0	0	0	48
49 Ulcer of stomach and duodenum (540-541)	2	2	-	16.4	16.4	...	-	-	-	0	0	0	49
50 Appendicitis (550-553)	-	-	-	0	0	...	1	1	-	7.6	8.5	0	50
51 Intestinal obstruction and hernia (560, 561, 570)	1	1	-	8.2	8.2	...	1	1	-	7.6	8.5	0	51
52 Gastritis, duodenitis, enteritis and colitis (except diarrhea of the newborn) (543, 571, 572)	-	-	-	0	0	...	2	2	-	15.2	17.1	0	52
53 Cirrhosis of liver (581)	-	-	-	0	0	...	-	-	-	0	0	0	53
54 Nephritis and nephrosis (590-594)	1	1	-	8.2	8.2	...	2	2	-	15.2	17.1	0	54
55 Hyperplasia of prostate (610)	-	-	-	0	0	...	-	-	-	0	0	0	55
56 Complications of pregnancy, childbirth and the puerperium (640-652, 670-689)	-	-	-	0	0	...	-	-	-	0	0	0	56
57 Congenital malformations (750-759)	-	-	-	0	0	...	1	1	-	7.6	8.5	0	57
58 Birth injuries, postnatal asphyxia and atelectasis (760-762)	2	2	-	16.4	16.4	...	1	1	-	7.6	8.5	0	58
59 Infection of the newborn (763-768)	-	-	-	0	0	...	1	-	1	7.6	0	66.7	59
60 Other diseases peculiar to early infancy, and immaturity unqualified (769-776)	-	-	-	0	0	...	1	1	-	7.6	8.5	0	60
61 Senility, without mention of psychosis (794)	1	1	-	8.2	8.2	...	-	-	-	0	0	0	61
62 Ill-defined and unknown causes (780-793, 795)	-	-	-	0	0	...	-	-	-	0	0	0	62
63 Motor vehicle accidents (E810-E835)	5	5	-	41.0	41.0	...	8	7	1	60.6	59.8	66.7	63
64 All other accidents (E800-E802, E840-E962)	7	7	-	57.4	57.4	...	6	6	-	45.5	51.3	0	64
65 Suicide (E963, E970, E979)	-	-	-	0	0	...	2	2	-	15.2	17.1	0	65
66 Homicide (E964, E980-E985)	-	-	-	0	0	...	2	-	2	15.2	0	133.3	66
67 All other diseases (residual)	8	8	-	65.6	65.6	...	14	13	1	106.1	111.1	66.7	67

TABLE XIII VITAL STATISTICS, BY COUNTY, BY RACE, GEORGIA, 1960

ITEM	Fulton						Gilmer						
	Number			Rate or Ratio *			Number			Rate or Ratio *			
	Total	White	Non-White	Total	White	Non-White	Total	White	Non-White	Total	White	Non-White	
1 Estimated population	555,200	360,900	194,300				8,900	8,900	000				1
LIVE BIRTHS													
2 Total	14,092	8,006	6,086	25.4	22.2	31.3	152	152	-	17.1	17.1	...	2
3 Delivered in hospital	13,828	7,971	5,857	98.1%	99.6%	96.2%	147	147	-	96.7%	96.7%	...	3
4 Delivered in home by physician	244	29	215	1.7%	0.4%	3.5%	-	-	-	0%	0%	...	4
5 Delivered in home by midwife	13	-	13	0.1%	0%	0.2%	5	5	-	3.3%	3.3%	...	5
6 Other deliveries	7	6	1	0.0%	0.1%	0.0%	-	-	-	0%	0%	...	6
7 Immature births	1,574	642	932	111.7	80.2	153.1	7	7	-	46.1	46.1	...	7
8 Live births to un-wed mothers	1,985	176	1,809	140.9	22.0	297.2	2	2	-	13.2	13.2	...	8
FETAL DEATHS													
9 Total	440	309	131	31.2	38.6	21.5	2	2	-	13.2	13.2	...	9
10 Under 20 weeks gestation	196	190	6	13.9	23.7	1.0	-	-	-	0	0	...	10
11 20-27 weeks gestation	45	24	21	3.2	3.0	3.5	-	-	-	0	0	...	11
12 28 weeks and more	189	91	98	13.4	11.4	16.1	1	1	-	6.6	6.6	...	12
13 Unknown length of gestation	10	4	6	0.7	0.5	1.0	1	1	-	6.6	6.6	...	13
DEATHS													
14 Total, all ages	5,503	3,338	2,165	991.2	924.9	1114.3	69	69	-	775.3	775.3	...	14
15 Under 1 year	469	213	256	33.3	26.6	42.1	2	2	-	13.2	13.2	...	15
16 Under 28 days	323	162	161	22.9	20.2	26.5	1	1	-	6.6	6.6	...	16
17 Deaths from immaturity	86	42	44	6.1	5.2	7.2	-	-	-	0	0	...	17
18 1-4 years **	53	22	31	-	-	-	-	-	-	0	0	...	18
19 Maternal deaths	4	-	4	2.8	0	6.6	-	-	-	0	0	...	19
CAUSE OF DEATH													
20 Tuberculosis, all forms (001-019)	41	15	26	7.4	4.2	13.4	-	-	-	0	0	...	20
21 Syphilis and its sequelae (020-029)	13	5	8	2.3	1.4	4.1	-	-	-	0	0	...	21
22 Typhoid fever (040)	1	-	1	0.2	0	0.5	-	-	-	0	0	...	22
23 Dysentery, all forms (045-048)	1	-	1	0.2	0	0.5	-	-	-	0	0	...	23
24 Scarlet fever (050)	-	-	-	0	0	0	-	-	-	0	0	...	24
25 Streptococcal sore throat (051)	-	-	-	0	0	0	-	-	-	0	0	...	25
26 Diphtheria (055)	-	-	-	0	0	0	-	-	-	0	0	...	26
27 Whooping cough (056)	-	-	-	0	0	0	-	-	-	0	0	...	27
28 Meningococcal infections (057)	1	1	-	0.2	0.3	0	-	-	-	0	0	...	28
29 Acute poliomyelitis (080)	-	-	-	0	0	0	-	-	-	0	0	...	29
30 Acute infectious encephalitis (082)	-	-	-	0	0	0	-	-	-	0	0	...	30
31 Smallpox (084)	-	-	-	0	0	0	-	-	-	0	0	...	31
32 Measles (085)	1	1	-	0.2	0.3	0	-	-	-	0	0	...	32
33 Typhus and other rickettsial diseases (100-103, 105-108)	-	-	-	0	0	0	-	-	-	0	0	...	33
34 Rocky Mountain spotted fever (104)	-	-	-	0	0	0	-	-	-	0	0	...	34
35 Malaria (110-117)	-	-	-	0	0	0	-	-	-	0	0	...	35
36 All other diseases classified as infective and parasitic (030-039, 041-044, 049, 052-054, 059-074, 081, 083, 086-096, 120-138)	27	10	17	4.9	2.8	8.7	-	-	-	0	0	...	36
37 Malignant neoplasms, including neoplasms of lymphatic and haemotopoietic tissues (140-205)	758	504	254	136.5	139.7	130.7	11	11	-	123.6	123.6	...	37
38 Benign and unspecified neoplasms (210-239)	17	8	9	3.1	2.2	4.6	1	1	-	11.2	11.2	...	38
39 Diabetes mellitus (260)	79	38	41	14.2	10.5	21.1	-	-	-	0	0	...	39
40 Pellagra (281)	3	-	3	0.5	0	1.5	-	-	-	0	0	...	40
41 Anemias (290-293)	10	-	10	1.8	0	5.1	-	-	-	0	0	...	41
42 Vascular lesions affecting central nervous system (330-334)	782	429	353	140.8	118.9	181.7	16	16	-	179.8	179.8	...	42
43 Nonmeningococcal meningitis (340)	11	4	7	2.0	1.1	3.6	-	-	-	0	0	...	43
44 Rheumatic fever (400-402)	2	-	2	0.4	0	1.0	1	1	-	11.2	11.2	...	44
45 Heart diseases (410-443)	1,754	1,211	543	315.9	335.5	279.5	19	19	-	213.5	213.5	...	45
46 Hypertension without mention of heart (444-447)	49	22	27	8.8	6.1	13.9	2	2	-	22.5	22.5	...	46
47 Influenza and pneumonia (480-483, 490-493)	251	122	129	45.2	33.8	66.4	1	1	-	11.2	11.2	...	47
48 Bronchitis (500-502)	11	10	1	2.0	2.8	0.5	-	-	-	0	0	...	48
49 Ulcer of stomach and duodenum (540-541)	43	31	12	7.7	8.6	6.2	1	1	-	11.2	11.2	...	49
50 Appendicitis (550-553)	5	3	2	0.9	0.8	1.0	-	-	-	0	0	...	50
51 Intestinal obstruction and hernia (560, 561, 570)	24	17	7	4.3	4.7	3.6	-	-	-	0	0	...	51
52 Gastritis, duodenitis, enteritis and colitis (except diarrhea of the newborn) (543, 571, 572)	22	10	12	4.0	2.8	6.2	-	-	-	0	0	...	52
53 Cirrhosis of liver (581)	63	46	17	11.3	12.7	8.7	1	-	-	0	0	...	53
54 Nephritis and nephrosis (590-594)	85	33	52	15.3	9.1	26.8	1	1	-	11.2	11.2	...	54
55 Hyperplasia of prostate (610)	20	13	7	3.6	3.6	3.6	1	1	-	11.2	11.2	...	55
56 Complications of pregnancy, childbirth and the puerperium (640-652, 670-689)	4	-	4	0.7	0	2.1	-	-	-	0	0	...	56
57 Congenital malformations (750-759)	68	45	23	12.2	12.5	11.8	-	-	-	0	0	...	57
58 Birth injuries, postnatal asphyxia and atelectasis (760-762)	118	64	54	21.3	17.7	27.8	-	-	-	0	0	...	58
59 Infection of the newborn (763-768)	24	5	19	4.3	1.4	9.8	-	-	-	0	0	...	59
60 Other diseases peculiar to early infancy, and immaturity unqualified (769-776)	155	69	86	27.9	19.1	44.3	1	1	-	11.2	11.2	...	60
61 Senility, without mention of psychosis (794)	4	3	1	0.7	0.8	0.5	-	-	-	0	0	...	61
62 Ill-defined and unknown causes (780-793, 795)	50	19	31	9.0	5.3	16.0	1	1	-	11.2	11.2	...	62
63 Motor vehicle accidents (E810-E835)	114	86	28	20.5	23.8	14.4	4	4	-	44.9	44.9	...	63
64 All other accidents (E800-E802, E840-E962)	188	120	68	33.9	33.3	35.0	2	2	-	22.5	22.5	...	64
65 Suicide (E963, E970, E979)	72	64	8	13.0	17.7	4.1	1	1	-	11.2	11.2	...	65
66 Homicide (E964, E980-E985)	84	16	68	15.1	4.4	35.0	1	1	-	11.2	11.2	...	66
67 All other diseases (residual)	548	314	234	98.7	87.0	120.4	4	4	-	44.9	44.9	...	67

TABLE XIII VITAL STATISTICS, BY COUNTY, BY RACE, GEORGIA, 1960

ITEM	Cherokee						Glynn						
	Number			Rate or Ratio *			Number			Rate or Ratio *			
	Total	White	Non-White	Total	White	Non-White	Total	White	Non-White	Total	White	Non-White	
1 Estimated population	2,700	1,900	800				42,300	30,600	11,700				1
LIVE BIRTHS													
2 Total	63	31	32	23.3	16.3	40.0	1,175	827	348	27.8	27.0	29.7	2
3 Delivered in hospital	58	31	27	92.1%	100.0%	84.4%	1,057	822	235	90.0%	99.4%	67.5%	3
4 Delivered in home by physician	2	-	2	3.2%	0%	6.3%	11	1	10	0.9%	0.1%	2.9%	4
5 Delivered in home by midwife	3	-	3	4.8%	0%	9.4%	107	4	103	9.1%	0.5%	29.6%	5
6 Other deliveries	-	-	-	0%	0%	0%	-	-	-	0%	0%	0%	6
7 Immature births	10	4	6	158.7	129.0	187.5	115	65	50	97.9	78.6	143.7	7
8 Live births to un-wed mothers	10	1	9	158.7	32.3	281.3	72	14	58	61.3	16.9	166.7	8
FETAL DEATHS													
9 Total	5	-	5	79.4	0	156.3	31	17	14	26.4	20.6	40.2	9
10 Under 20 weeks gestation	1	-	1	15.9	0	31.3	7	4	3	6.0	4.8	8.6	10
11 20-27 weeks gestation	-	-	-	0	0	0	9	5	4	7.7	6.0	11.5	11
12 28 weeks and more	4	-	4	63.5	0	125.0	14	7	7	11.9	8.5	20.1	12
13 Unknown length of gestation	-	-	-	0	0	0	1	1	-	0.9	1.2	0	13
DEATHS													
14 Total, all ages	34	27	7	1259.3	421.1	875.0	357	203	154	844.0	663.4	1316.2	14
15 Under 1 year	2	1	1	31.7	32.3	31.3	42	18	24	35.7	21.8	69.0	15
16 Under 28 days	-	-	-	0	0	0	28	15	13	23.8	18.1	37.4	16
17 Deaths from immaturity	-	-	-	0	0	0	3	2	1	2.6	2.4	2.9	17
18 1-4 years **	-	-	-	-	-	-	10	3	7	-	-	-	18
19 Maternal deaths	-	-	-	0	0	0	1	-	1	8.5	0	28.7	19
CAUSE OF DEATH													
20 Tuberculosis, all forms (001-019)	-	-	-	0	0	0	3	2	1	7.1	6.5	8.5	20
21 Syphilis and its sequelae (020-029)	1	-	1	37.0	0	125.0	5	2	3	11.8	6.5	25.6	21
22 Typhoid fever (040)	-	-	-	0	0	0	-	-	-	0	0	0	22
23 Dysentery, all forms (045-048)	-	-	-	0	0	0	-	-	-	0	0	0	23
24 Scarlet fever (050)	-	-	-	0	0	0	-	-	-	0	0	0	24
25 Streptococcal sore throat (051)	-	-	-	0	0	0	-	-	-	0	0	0	25
26 Diphtheria (055)	-	-	-	0	0	0	-	-	-	0	0	0	26
27 Whooping cough (056)	-	-	-	0	0	0	2	-	2	4.7	0	17.1	27
28 Meningococcal infections (057)	-	-	-	0	0	0	-	-	-	0	0	0	28
29 Acute poliomyelitis (080)	-	-	-	0	0	0	-	-	-	0	0	0	29
30 Acute infectious encephalitis (082)	-	-	-	0	0	0	3	2	1	7.1	6.5	8.5	30
31 Smallpox (084)	-	-	-	0	0	0	-	-	-	0	0	0	31
32 Measles (085)	-	-	-	0	0	0	-	-	-	0	0	0	32
33 Typhus and other rickettsial diseases (100-103, 105-108)	-	-	-	0	0	0	-	-	-	0	0	0	33
34 Rocky Mountain spotted fever (104)	-	-	-	0	0	0	-	-	-	0	0	0	34
35 Malaria (110-117)	-	-	-	0	0	0	-	-	-	0	0	0	35
36 All other diseases classified as infective and parasitic (030-039, 041-044, 049, 052-054, 059-074, 081, 083, 086-096, 120-138)	-	-	-	0	0	0	2	-	2	4.7	0	17.1	36
37 Malignant neoplasms, including neoplasms of lymphatic and haematopoietic tissues (140-205)	4	3	1	148.1	157.9	125.0	50	38	12	118.2	124.2	102.6	37
38 Benign and unspecified neoplasms (210-239)	-	-	-	0	0	0	1	-	1	2.4	0	8.5	38
39 Diabetes mellitus (260)	-	-	-	0	0	0	2	-	2	4.7	0	17.1	39
40 Pellagra (281)	-	-	-	0	0	0	1	-	1	2.4	0	8.5	40
41 Anemias (290-293)	-	-	-	0	0	0	2	-	2	4.7	0	17.1	41
42 Vascular lesions affecting central nervous system (330-334)	8	6	2	296.3	315.8	250.0	49	27	22	115.8	88.2	188.0	42
43 Nonmeningococcal meningitis (340)	-	-	-	0	0	0	-	-	-	0	0	0	43
44 Rheumatic fever (400-402)	-	-	-	0	0	0	1	-	1	2.4	0	8.5	44
45 Heart diseases (410-443)	10	8	2	370.4	421.1	250.0	104	69	35	245.9	225.5	299.1	45
46 Hypertension without mention of heart (444-447)	-	-	-	0	0	0	4	1	3	9.5	3.3	25.6	46
47 Influenza and pneumonia (480-483, 490-493)	3	3	-	111.1	157.9	0	25	9	16	59.1	29.4	136.8	47
48 Bronchitis (500-502)	1	1	-	37.0	52.6	0	2	2	-	4.7	6.5	0	48
49 Ulcer of stomach and duodenum (540-541)	-	-	-	0	0	0	1	-	1	2.4	0	8.5	49
50 Appendicitis (550-553)	-	-	-	0	0	0	1	-	1	2.4	0	8.5	50
51 Intestinal obstruction and hernia (560, 561, 570)	-	-	-	0	0	0	1	1	-	2.4	3.3	0	51
52 Gastritis, duodenitis, enteritis and colitis (except diarrhea of the newborn) (543, 571, 572)	-	-	-	0	0	0	1	-	1	2.4	0	8.5	52
53 Cirrhosis of liver (581)	-	-	-	0	0	0	2	1	1	4.7	3.3	8.5	53
54 Nephritis and nephrosis (590-594)	1	1	-	37.0	52.6	0	8	3	5	18.9	9.8	42.7	54
55 Hyperplasia of prostate (610)	-	-	-	0	0	0	1	1	-	2.4	3.3	0	55
56 Complications of pregnancy, childbirth and the puerperium (640-652, 670-689)	-	-	-	0	0	0	1	-	1	2.4	0	8.5	56
57 Congenital malformations (750-759)	-	-	-	0	0	0	5	2	3	11.8	6.5	25.6	57
58 Birth injuries, postnatal asphyxia and atelectasis (760-762)	-	-	-	0	0	0	13	7	6	30.7	22.9	51.3	58
59 Infection of the newborn (763-768)	-	-	-	0	0	0	3	2	1	7.1	6.5	8.5	59
60 Other diseases peculiar to early infancy, and immaturity unqualified (769-776)	-	-	-	0	0	0	9	5	4	21.3	16.3	34.2	60
61 Senility, without mention of psychosis (794)	-	-	-	0	0	0	-	-	-	0	0	0	61
62 Ill-defined and unknown causes (780-793, 795)	-	-	-	0	0	0	1	1	-	2.4	3.3	0	62
63 Motor vehicle accidents (E810-E835)	-	-	-	0	0	0	4	3	1	9.5	9.8	8.5	63
64 All other accidents (E800-E802, E840-E962)	3	2	1	111.1	105.3	125.0	17	9	8	40.2	29.4	68.4	64
65 Suicide (E963, E970, E979)	-	-	-	0	0	0	6	6	-	14.2	19.6	0	65
66 Homicide (E964, E980-E985)	-	-	-	0	0	0	3	1	2	7.1	3.3	17.1	66
67 All other diseases (residual)	3	3	-	111.1	157.9	0	24	9	15	56.7	29.4	128.2	67

TABLE XIII VITAL STATISTICS, BY COUNTY, BY RACE, GEORGIA, 1960

ITEM	Gordon						Grady						
	Number			Rate or Ratio *			Number			Rate or Ratio *			
	Total	White	Non-White	Total	White	Non-White	Total	White	Non-White	Total	White	Non-White	
1 Estimated population	19,200	18,000	1,200				18,000	11,300	6,700				1
LIVE BIRTHS													
2 Total	421	396	25	21.9	22.0	20.8	416	200	216	23.1	17.7	32.2	2
3 Delivered in hospital	419	395	24	99.5%	99.7%	96.0%	285	190	95	68.5%	95.0%	44.0%	3
4 Delivered in home by physician	-	-	-	0%	0%	0%	70	9	61	16.8%	4.5%	28.2%	4
5 Delivered in home by midwife	1	-	1	0.2%	0%	4.0%	61	1	60	14.7%	0.5%	27.8%	5
6 Other deliveries	1	1	-	0.2%	0.3%	0%	-	-	-	0%	0%	0%	6
7 Immature births	32	30	2	76.0	75.8	80.0	35	7	28	84.1	35.0	129.6	7
8 Live births to un-wed mothers	13	11	2	30.9	27.8	80.0	48	2	46	115.4	10.0	213.0	8
FETAL DEATHS													
9 Total	2	1	1	4.8	2.5	40.0	10	4	6	24.0	20.0	27.8	9
10 Under 20 weeks gestation	1	-	1	2.4	0	40.0	3	3	-	7.2	15.0	0	10
11 20-27 weeks gestation	-	-	-	0	0	0	-	-	-	0	0	0	11
12 28 weeks and more	1	1	-	2.4	2.5	0	7	1	6	16.8	5.0	27.8	12
13 Unknown length of gestation	-	-	-	0	0	0	-	-	-	0	0	0	13
DEATHS													
14 Total, all ages	190	177	13	989.6	983.3	1083.3	182	113	69	1011.1	1000.0	1029.9	14
15 Under 1 year	12	10	2	28.5	25.3	80.0	15	2	13	36.1	10.0	60.2	15
16 Under 28 days	9	8	1	21.4	20.2	40.0	6	1	5	14.4	5.0	23.1	16
17 Deaths from immaturity	1	1	-	2.4	2.5	0	3	1	2	7.2	5.0	9.3	17
18 1-4 years **	2	2	-	-	-	-	2	2	-	-	-	-	18
19 Maternal deaths	-	-	-	0	0	0	2	-	2	48.1	0	92.6	19
CAUSE OF DEATH													
20 Tuberculosis, all forms (001-019)	1	1	-	5.2	5.6	0	-	-	-	0	0	0	20
21 Syphilis and its sequelae (020-029)	1	-	1	5.2	0	83.3	1	-	1	5.6	0	14.9	21
22 Typhoid fever (040)	-	-	-	0	0	0	-	-	-	0	0	0	22
23 Dysentery, all forms (045-048)	-	-	-	0	0	0	-	-	-	0	0	0	23
24 Scarlet fever (050)	-	-	-	0	0	0	-	-	-	0	0	0	24
25 Streptococcal sore throat (051)	-	-	-	0	0	0	1	1	-	5.6	8.8	0	25
26 Diphtheria (055)	-	-	-	0	0	0	-	-	-	0	0	0	26
27 Whooping cough (056)	-	-	-	0	0	0	-	-	-	0	0	0	27
28 Meningococcal infections (057)	-	-	-	0	0	0	-	-	-	0	0	0	28
29 Acute poliomyelitis (080)	-	-	-	0	0	0	-	-	-	0	0	0	29
30 Acute infectious encephalitis (082)	-	-	-	0	0	0	-	-	-	0	0	0	30
31 Smallpox (084)	-	-	-	0	0	0	-	-	-	0	0	0	31
32 Measles (085)	-	-	-	0	0	0	-	-	-	0	0	0	32
33 Typhus and other rickettsial diseases (100-103, 105-108)	-	-	-	0	0	0	-	-	-	0	0	0	33
34 Rocky Mountain spotted fever (104)	-	-	-	0	0	0	-	-	-	0	0	0	34
35 Malaria (110-117)	-	-	-	0	0	0	-	-	-	0	0	0	35
36 All other diseases classified as infective and parasitic (030-039, 041-044, 049, 052-054, 059-074, 081, 083, 086-096, 120-138)	-	-	-	0	0	0	1	-	1	5.6	0	14.9	36
37 Malignant neoplasms, including neoplasms of lymphatic and haematopoietic tissues (140-205)	25	22	3	130.2	122.2	250.0	20	13	7	111.1	115.0	104.5	37
38 Benign and unspecified neoplasms (210-239)	-	-	-	0	0	0	-	-	-	0	0	0	38
39 Diabetes mellitus (260)	5	4	1	26.0	22.2	83.3	3	1	2	16.7	8.8	29.9	39
40 Pellagra (281)	-	-	-	0	0	0	-	-	-	0	0	0	40
41 Anemias (290-293)	1	1	-	5.2	5.6	0	1	-	-	5.6	8.8	0	41
42 Vascular lesions affecting central nervous system (330-334)	20	19	1	104.2	105.6	83.3	30	20	10	166.7	177.0	149.3	42
43 Nonmeningococcal meningitis (340)	-	-	-	0	0	0	2	-	2	11.1	0	29.9	43
44 Rheumatic fever (400-402)	-	-	-	0	0	0	-	-	-	0	0	0	44
45 Heart diseases (410-443)	75	70	5	390.6	388.9	416.7	67	47	20	372.2	415.9	298.5	45
46 Hypertension without mention of heart (444-447)	3	3	-	15.6	16.7	0	3	2	1	16.7	17.7	14.9	46
47 Influenza and pneumonia (480-483, 490-493)	12	12	-	62.5	66.7	0	5	3	2	27.8	26.5	29.9	47
48 Bronchitis (500-502)	-	-	-	0	0	0	-	-	-	0	0	0	48
49 Ulcer of stomach and duodenum (540-541)	1	1	-	5.2	5.6	0	-	-	-	0	0	0	49
50 Appendicitis (550-553)	-	-	-	0	0	0	-	-	-	0	0	0	50
51 Intestinal obstruction and hernia (560, 561, 570)	1	-	1	5.2	0	83.3	2	-	2	11.1	0	29.9	51
52 Gastritis, duodenitis, enteritis and colitis (except diarrhea of the newborn) (543, 571, 572)	2	2	-	10.4	11.1	0	2	-	2	11.1	0	29.9	52
53 Cirrhosis of liver (581)	3	3	-	15.6	16.7	0	-	-	-	0	0	0	53
54 Nephritis and nephrosis (590-594)	1	1	-	5.2	5.6	0	3	1	2	16.7	8.8	29.9	54
55 Hyperplasia of prostate (610)	-	-	-	0	0	0	-	-	-	0	0	0	55
56 Complications of pregnancy, childbirth and the puerperium (640-652, 670-689)	-	-	-	0	0	0	2	-	2	11.1	0	29.9	56
57 Congenital malformations (750-759)	4	4	-	20.8	22.2	0	2	-	2	11.1	17.7	0	57
58 Birth injuries, postnatal asphyxia and asphyxia (760-762)	4	3	1	20.8	16.7	83.3	-	-	-	0	0	0	58
59 Infection of the newborn (763-768)	2	2	-	10.4	11.1	0	-	-	-	0	0	0	59
60 Other diseases peculiar to early infancy, and immaturity unqualified (769-776)	2	2	-	10.4	11.1	0	4	1	3	22.2	8.8	44.8	60
61 Senility, without mention of psychosis (794)	1	-	-	0	0	0	1	-	1	5.6	0	14.9	61
62 Ill-defined and unknown causes (780-793, 795)	-	-	-	0	0	0	6	1	5	33.3	8.8	74.6	62
63 Motor vehicle accidents (E810-E835)	9	9	-	46.9	50.0	0	4	3	1	22.2	26.5	14.9	63
64 All other accidents (E800-E802, E840-E962)	5	5	-	26.0	27.8	0	12	11	1	66.7	97.3	14.9	64
65 Suicide (E963, E970, E979)	2	2	-	10.4	11.1	0	1	-	1	5.6	0	14.9	65
66 Homicide (E964, E980-E985)	1	1	-	5.2	5.6	0	1	-	1	5.6	0	14.9	66
67 All other diseases (residual)	10	10	-	52.1	52.6	0	8	6	2	44.4	53.1	29.9	67

TABLE XIII VITAL STATISTICS, BY COUNTY, BY RACE, GEORGIA, 1960

ITEM	Greene						Gwinnett						
	Number			Rate or Ratio *			Number			Rate or Ratio *			
	Total	White	Non-White	Total	White	Non-White	Total	White	Non-White	Total	White	Non-White	
1 Estimated population	11,200	5,300	5,900				43,800	40,300	3,500				1
LIVE BIRTHS													
2 Total	265	92	173	23.7	17.4	29.3	1,094	989	105	25.0	24.5	30.0	2
3 Delivered in hospital	202	92	110	76.2%	100.0%	63.6%	1,087	984	103	99.4%	99.5%	98.1%	3
4 Delivered in home by physician	4	-	4	1.5%	0%	2.3%	7	5	2	0.6%	0.5%	1.9%	4
5 Delivered in home by midwife	57	-	57	21.5%	0%	32.9%	-	-	-	0%	0%	0%	5
6 Other deliveries	2	-	2	0.8%	0%	1.2%	-	-	-	0%	0%	0%	6
7 Immature births	26	6	20	98.1	65.2	115.6	73	52	21	66.7	52.6	200.0	7
8 Live births to un-wed mothers	39	-	39	147.2	0	225.4	34	9	25	31.1	9.1	238.1	8
FETAL DEATHS													
9 Total	19	6	13	71.7	65.2	75.1	41	32	9	37.5	32.4	85.7	9
10 Under 20 weeks gestation	10	5	5	37.7	54.3	28.9	29	23	6	26.5	23.3	57.1	10
11 20-27 weeks gestation	2	-	2	7.5	0	11.6	1	1	-	0.9	1.0	0	11
12 28 weeks and more	6	1	5	22.6	10.9	28.9	9	7	2	8.2	7.1	19.0	12
13 Unknown length of gestation	1	-	1	3.8	0	5.8	2	1	1	1.8	1.0	9.5	13
DEATHS													
14 Total, all ages	140	67	73	250.0	1264.2	237.3	329	298	31	751.1	739.5	885.7	14
15 Under 1 year	16	2	14	60.4	21.7	80.9	32	24	8	29.3	24.3	76.2	15
16 Under 28 days	7	2	5	26.4	21.7	28.9	21	15	6	19.2	15.2	57.1	16
17 Deaths from immaturity	3	-	3	11.3	0	17.3	3	1	2	2.7	1.0	19.0	17
18 1-4 years **	2	-	2	-	-	-	3	3	-	-	-	-	18
19 Maternal deaths	-	-	-	0	0	0	1	1	-	9.1	10.1	0	19
CAUSE OF DEATH													
20 Tuberculosis, all forms (001-019)	1	1	-	8.9	18.9	0	3	3	-	6.8	7.4	0	20
21 Syphilis and its sequelae (020-029)	-	-	-	0	0	0	-	-	-	0	0	0	21
22 Typhoid fever (040)	-	-	-	0	0	0	-	-	-	0	0	0	22
23 Dysentery, all forms (045-048)	-	-	-	0	0	0	-	-	-	0	0	0	23
24 Scarlet fever (050)	-	-	-	0	0	0	-	-	-	0	0	0	24
25 Streptococcal sore throat (051)	-	-	-	0	0	0	-	-	-	0	0	0	25
26 Diphtheria (055)	-	-	-	0	0	0	-	-	-	0	0	0	26
27 Whooping cough (056)	-	-	-	0	0	0	-	-	-	0	0	0	27
28 Meningococcal infections (057)	-	-	-	0	0	0	-	-	-	0	0	0	28
29 Acute poliomyelitis (080)	-	-	-	0	0	0	-	-	-	0	0	0	29
30 Acute infectious encephalitis (082)	-	-	-	0	0	0	-	-	-	0	0	0	30
31 Smallpox (084)	-	-	-	0	0	0	-	-	-	0	0	0	31
32 Measles (085)	-	-	-	0	0	0	-	-	-	0	0	0	32
33 Typhus and other rickettsial diseases (100-103, 105-108)	-	-	-	0	0	0	-	-	-	0	0	0	33
34 Rocky Mountain spotted fever (104)	-	-	-	0	0	0	-	-	-	0	0	0	34
35 Malaria (110-117)	-	-	-	0	0	0	-	-	-	0	0	0	35
36 All other diseases classified as infective and parasitic (030-039, 041-044, 049, 052-054, 059-074, 081, 083, 086-096, 120-138)	1	-	1	8.9	0	16.9	2	2	-	4.6	5.0	0	36
37 Malignant neoplasms, including neoplasms of lymphatic and hematopoietic tissues (140-205)	18	13	5	160.7	245.3	84.7	47	44	3	107.3	109.2	85.7	37
38 Benign and unspecified neoplasms (210-239)	-	-	-	0	0	0	-	-	-	0	0	0	38
39 Diabetes mellitus (260)	4	1	3	35.7	18.9	50.8	1	1	-	2.3	2.5	0	39
40 Pellagra (281)	-	-	-	0	0	0	-	-	-	0	0	0	40
41 Anemias (290-293)	1	1	-	8.9	18.9	0	1	1	-	2.3	2.5	0	41
42 Vascular lesions affecting central nervous system (330-334)	22	9	13	196.4	169.8	220.3	52	44	8	118.7	109.2	228.6	42
43 Nonmeningococcal meningitis (340)	-	-	-	0	0	0	-	-	-	0	0	0	43
44 Rheumatic fever (400-402)	-	-	-	0	0	0	-	-	-	0	0	0	44
45 Heart diseases (410-443)	51	30	21	455.4	566.0	355.9	98	92	6	223.7	228.3	171.4	45
46 Hypertension without mention of heart (444-447)	-	-	-	0	0	0	2	2	-	4.6	5.0	0	46
47 Influenza and pneumonia (480-483, 490-493)	10	1	9	89.3	18.9	152.5	24	20	4	54.8	49.6	114.3	47
48 Bronchitis (500-502)	1	-	1	8.9	0	16.9	-	-	-	0	0	0	48
49 Ulcer of stomach and duodenum (540-541)	-	-	-	0	0	0	3	3	-	6.8	7.4	0	49
50 Appendicitis (550-553)	-	-	-	0	0	0	-	-	-	0	0	0	50
51 Intestinal obstruction and hernia (560, 561, 570)	-	-	-	0	0	0	2	1	1	4.6	2.5	28.6	51
52 Gastritis, duodenitis, enteritis and colitis (except diarrhea of the newborn) (543, 571, 572)	1	-	1	8.9	0	16.9	1	1	-	2.3	2.5	0	52
53 Cirrhosis of liver (581)	-	-	-	0	0	0	2	2	-	4.6	5.0	0	53
54 Nephritis and nephrosis (590-594)	2	1	1	17.9	18.9	16.9	4	4	-	9.1	9.9	0	54
55 Hyperplasia of prostate (610)	-	-	-	0	0	0	1	1	-	2.3	2.5	0	55
56 Complications of pregnancy, childbirth and the puerperium (640-652, 670-689)	-	-	-	0	0	0	1	1	-	2.3	2.5	0	56
57 Congenital malformations (750-759)	2	-	2	17.9	0	33.9	4	3	1	9.1	7.4	28.6	57
58 Birth injuries, postnatal asphyxia and oleletasis (760-762)	-	-	-	0	0	0	11	9	2	25.1	22.3	57.1	58
59 Infection of the newborn (763-768)	1	1	-	8.9	18.9	0	-	-	-	0	0	0	59
60 Other diseases peculiar to early infancy, and immaturity unqualified (769-776)	4	-	4	35.7	0	67.8	6	4	2	13.7	9.9	57.1	60
61 Senility, without mention of psychosis (794)	-	-	-	0	0	0	-	-	-	0	0	0	61
62 Ill-defined and unknown causes (780-793, 795)	1	-	1	8.9	0	16.9	7	7	-	16.0	17.4	0	62
63 Motor vehicle accidents (E810-E835)	1	-	1	8.9	0	16.9	10	10	-	22.8	24.8	0	63
64 All other accidents (E800-E802, E840-E962)	8	4	4	71.4	75.5	67.8	9	7	2	20.5	17.4	57.1	64
65 Suicide (E963, E970, E979)	-	-	-	0	0	0	4	4	-	9.1	9.9	0	65
66 Homicide (E964, E980-E985)	1	-	1	8.9	0	16.9	2	2	-	4.6	5.0	0	66
67 All other diseases (residual)	10	5	5	89.3	94.3	84.7	32	30	2	73.1	74.4	57.1	67

TABLE XIII VITAL STATISTICS, BY COUNTY, BY RACE, GEORGIA, 1960

ITEM	Habersham						Hall						
	Number			Rate or Ratio *			Number			Rate or Ratio *			
	Total	White	Non-White	Total	White	Non-White	Total	White	Non-White	Total	White	Non-White	
1 Estimated population	18,100	17,200	900				50,000	44,600	5,400				1
LIVE BIRTHS													
2 Total	427	419	8	23.6	24.4	8.9	1,213	1,067	146	24.3	23.9	27.0	2
3 Delivered in hospital	424	417	7	99.3%	99.5%	87.5%	1,202	1,063	139	99.1%	99.6%	95.2%	3
4 Delivered in home by physician	3	2	1	0.7%	0.5%	12.5%	6	3	3	0.5%	0.3%	2.1%	4
5 Delivered in home by midwife	-	-	-	0%	0%	0%	4	-	4	0.3%	0%	2.7%	5
6 Other deliveries	-	-	-	0%	0%	0%	1	1	-	0.1%	0.1%	0%	6
7 Immature births	28	26	2	65.6	62.1	250.0	78	62	16	64.3	58.1	109.6	7
8 Live births to un-wed mothers	11	9	2	25.8	21.5	250.0	53	17	36	43.7	15.9	246.6	8
FETAL DEATHS													
9 Total	11	11	-	25.8	26.3	0	21	19	2	17.3	17.8	13.7	9
10 Under 20 weeks gestation	4	4	-	9.4	9.5	0	1	1	-	0.8	0.9	0	10
11 20-27 weeks gestation	1	1	-	2.3	2.4	0	5	5	-	4.1	4.7	0	11
12 28 weeks and more	5	5	-	11.7	11.9	0	15	13	2	12.4	12.2	13.7	12
13 Unknown length of gestation	1	1	-	2.3	2.4	0	-	-	-	0	0	0	13
DEATHS													
14 Total, all ages	134	120	14	740.3	697.7	1555.6	389	336	53	778.0	753.4	981.5	14
15 Under 1 year	8	8	-	18.7	19.1	0	35	23	12	28.9	21.6	82.2	15
16 Under 28 days	6	6	-	14.1	14.3	0	20	14	6	16.5	13.1	41.1	16
17 Deaths from immaturity	4	4	-	9.4	9.5	0	7	4	3	5.8	3.7	20.5	17
18 1-4 years **	-	-	-	-	-	-	2	1	-	-	-	-	18
19 Maternal deaths	-	-	-	0	0	0	-	-	-	0	0	0	19
CAUSE OF DEATH													
20 Tuberculosis, all forms (001-019)	-	-	-	0	0	0	-	-	-	0	0	0	20
21 Syphilis and its sequelae (020-029)	-	-	-	0	0	0	-	-	-	0	0	0	21
22 Typhoid fever (040)	-	-	-	0	0	0	-	-	-	0	0	0	22
23 Dysentery, all forms (045-048)	-	-	-	0	0	0	-	-	-	0	0	0	23
24 Scarlet fever (050)	-	-	-	0	0	0	-	-	-	0	0	0	24
25 Streptococcal sore throat (051)	1	1	-	5.5	5.8	0	-	-	-	0	0	0	25
26 Diphtheria (055)	-	-	-	0	0	0	-	-	-	0	0	0	26
27 Whooping cough (056)	-	-	-	0	0	0	-	-	-	0	0	0	27
28 Meningococcal infections (057)	-	-	-	0	0	0	-	-	-	0	0	0	28
29 Acute poliomyelitis (080)	-	-	-	0	0	0	-	-	-	0	0	0	29
30 Acute infectious encephalitis (082)	-	-	-	0	0	0	1	1	-	2.0	2.2	0	30
31 Smallpox (084)	-	-	-	0	0	0	-	-	-	0	0	0	31
32 Measles (085)	-	-	-	0	0	0	1	1	-	2.0	2.2	0	32
33 Typhus and other rickettsial diseases (100-103, 105-108)	-	-	-	0	0	0	-	-	-	0	0	0	33
34 Rocky Mountain spotted fever (104)	-	-	-	0	0	0	-	-	-	0	0	0	34
35 Malaria (110-117)	-	-	-	0	0	0	-	-	-	0	0	0	35
36 All other diseases classified as infective and parasitic (030-039, 041-044, 049, 052-054, 059-074, 081, 083, 086-096, 120-138)	-	-	-	0	0	0	-	-	-	0	0	0	36
37 Malignant neoplasms, including neoplasms of lymphatic and hematopoietic tissues (140-205)	15	15	-	82.9	87.2	0	47	42	5	94.0	94.2	92.6	37
38 Benign and unspecified neoplasms (210-239)	1	1	-	5.5	5.8	0	1	1	-	2.0	2.2	0	38
39 Diabetes mellitus (260)	-	-	-	0	0	0	4	4	-	8.0	9.0	0	39
40 Pellagra (281)	-	-	-	0	0	0	-	-	-	0	0	0	40
41 Anemias (290-293)	-	-	-	0	0	0	1	1	-	2.0	2.2	0	41
42 Vascular lesions affecting central nervous system (330-334)	34	31	3	187.8	180.2	333.3	65	60	5	130.0	134.5	92.6	42
43 Nonmeningococcal meningitis (340)	-	-	-	0	0	0	-	-	-	0	0	0	43
44 Rheumatic fever (400-402)	-	-	-	0	0	0	1	1	-	2.0	2.2	0	44
45 Heart diseases (410-443)	37	33	4	204.4	191.9	444.4	122	105	17	244.0	235.4	314.8	45
46 Hypertension without mention of heart (444-447)	2	2	-	11.0	11.6	0	4	4	-	8.0	9.0	0	46
47 Influenza and pneumonia (480-483, 490-493)	6	5	1	33.1	29.1	111.1	23	15	8	46.0	33.6	148.1	47
48 Bronchitis (500-502)	1	1	-	5.5	5.8	0	1	1	-	2.0	2.2	0	48
49 Ulcer of stomach and duodenum (540-541)	1	1	-	5.5	5.8	0	6	4	2	12.0	9.0	37.0	49
50 Appendicitis (550-553)	-	-	-	0	0	0	-	-	-	0	0	0	50
51 Intestinal obstruction and hernia (560, 561, 570)	-	-	-	0	0	0	1	1	-	2.0	2.2	0	51
52 Gastritis, duodenitis, enteritis and colitis (except diarrhea of the newborn) (543, 571, 572)	-	-	-	0	0	0	1	1	-	2.0	2.2	0	52
53 Cirrhosis of liver (581)	1	1	-	5.5	5.8	0	2	2	-	4.0	4.5	0	53
54 Nephritis and nephrosis (590-594)	-	-	-	0	0	0	1	1	-	2.0	2.2	0	54
55 Hyperplasia of prostate (610)	1	1	-	5.5	5.8	0	-	-	-	0	0	0	55
56 Complications of pregnancy, childbirth and the puerperium (640-652, 670-689)	-	-	-	0	0	0	-	-	-	0	0	0	56
57 Congenital malformations (750-759)	1	1	-	5.5	5.8	0	6	6	-	12.0	13.5	0	57
58 Birth injuries, postnatal asphyxia and atelectasis (760-762)	1	1	-	5.5	5.8	0	6	4	2	12.0	9.0	37.0	58
59 Infection of the newborn (763-768)	-	-	-	0	0	0	1	1	-	2.0	2.2	0	59
60 Other diseases peculiar to early infancy, and immaturity unqualified (769-776)	5	5	-	27.6	29.1	0	9	6	3	18.0	13.5	55.6	60
61 Senility, without mention of psychosis (794)	-	-	-	0	0	0	-	-	-	0	0	0	61
62 Ill-defined and unknown causes (780-793, 795)	-	-	-	0	0	0	1	1	-	2.0	2.2	0	62
63 Motor vehicle accidents (E810-E835)	13	13	-	71.8	75.6	0	14	12	2	28.0	26.9	37.0	63
64 All other accidents (E800-E802, E840-E962)	3	1	2	16.6	5.8	222.2	20	19	1	40.0	42.6	18.5	64
65 Suicide (E963, E970, E979)	-	-	-	0	0	0	7	7	-	14.0	15.7	0	65
66 Homicide (E964, E980-E985)	-	-	-	0	0	0	5	3	2	10.0	6.7	37.0	66
67 All other diseases (residual)	12	8	4	66.3	46.5	444.4	38	32	6	76.0	71.7	111.1	67

TABLE XIII VITAL STATISTICS, BY COUNTY, BY RACE, GEORGIA, 1960

ITEM	Hannock						Haralson						
	Number			Rate or Ratio *			Number			Rate or Ratio *			
	Total	White	Non-White	Total	White	Non-White	Total	White	Non-White	Total	White	Non-White	
1 Estimated population	9,900	2,500	7,400				14,500	13,300	1,200				1
LIVE BIRTHS													
2 Total	281	48	233	28.4	19.2	31.5	278	252	26	19.2	18.9	21.7	2
3 Delivered in hospital	114	44	70	40.6%	91.7%	30.0%	261	246	15	93.9%	97.6%	57.7%	3
4 Delivered in home by physician	12	2	10	4.3%	4.2%	4.3%	8	6	2	2.9%	2.4%	7.7%	4
5 Delivered in home by midwife	155	2	153	55.2%	4.2%	65.7%	9	9	0	3.2%	0%	34.6%	5
6 Other deliveries	-	-	-	0%	0%	0%	-	-	-	0%	0%	0%	6
7 Immature births	29	6	23	103.2	125.0	98.7	20	16	4	71.9	63.5	153.8	7
8 Live births to un-wed mothers	57	1	56	202.8	20.8	240.3	8	2	6	28.8	7.9	230.8	8
FETAL DEATHS													
9 Total	7	-	7	24.9	0	30.0	9	9	-	32.4	35.7	0	9
10 Under 20 weeks gestation	1	-	1	3.6	0	4.3	6	6	-	21.6	23.8	0	10
11 20-27 weeks gestation	-	-	-	0	0	0	-	-	-	0	0	0	11
12 28 weeks and more	5	-	5	17.8	0	21.5	3	3	-	10.8	11.9	0	12
13 Unknown length of gestation	1	-	1	3.6	0	4.3	-	-	-	0	0	0	13
DEATHS													
14 Total, all ages	102	30	72	1030.3	1200.0	973.0	165	139	26	137.9	1045.1	2166.7	14
15 Under 1 year	13	2	11	46.3	41.7	47.2	9	7	2	32.4	27.8	76.9	15
16 Under 28 days	8	2	6	28.5	41.7	25.8	5	5	-	18.0	19.8	0	16
17 Deaths from immaturity	2	1	1	7.1	20.8	4.3	-	-	-	0	0	0	17
18 1-4 years **	6	1	5	-	-	-	1	-	1	-	-	-	18
19 Maternal deaths	1	-	1	35.6	0	42.9	-	-	-	0	0	0	19
CAUSE OF DEATH													
20 Tuberculosis, all forms (001-019)	-	-	-	0	0	0	1	1	-	6.9	7.5	0	20
21 Syphilis and its sequelae (020-029)	-	-	-	0	0	0	-	-	-	0	0	0	21
22 Typhoid fever (040)	-	-	-	0	0	0	-	-	-	0	0	0	22
23 Dysentery, all forms (045-048)	2	-	2	20.2	0	27.0	-	-	-	0	0	0	23
24 Scarlet fever (050)	-	-	-	0	0	0	-	-	-	0	0	0	24
25 Streptococcal sore throat (051)	-	-	-	0	0	0	-	-	-	0	0	0	25
26 Diphtheria (055)	-	-	-	0	0	0	-	-	-	0	0	0	26
27 Whooping cough (056)	-	-	-	0	0	0	-	-	-	0	0	0	27
28 Meningococcal infections (057)	-	-	-	0	0	0	-	-	-	0	0	0	28
29 Acute poliomyelitis (080)	-	-	-	0	0	0	-	-	-	0	0	0	29
30 Acute infectious encephalitis (082)	-	-	-	0	0	0	-	-	-	0	0	0	30
31 Smallpox (084)	-	-	-	0	0	0	-	-	-	0	0	0	31
32 Measles (085)	-	-	-	0	0	0	-	-	-	0	0	0	32
33 Typhus and other rickettsial diseases (100-103, 105-108)	-	-	-	0	0	0	-	-	-	0	0	0	33
34 Rocky Mountain spotted fever (104)	-	-	-	0	0	0	-	-	-	0	0	0	34
35 Malaria (110-117)	-	-	-	0	0	0	-	-	-	0	0	0	35
36 All other diseases classified as infective and parasitic (030-039, 041-044, 049, 052-054, 059-074, 081, 083, 086-096, 120-138)	1	-	1	10.1	0	13.5	-	-	-	0	0	0	36
37 Malignant neoplasms, including neoplasms of lymphatic and haematopoietic tissues (140-205)	10	7	3	101.0	280.0	40.5	17	16	1	117.2	120.3	83.3	37
38 Benign and unspecified neoplasms (210-239)	-	-	-	0	0	0	-	-	-	0	0	0	38
39 Diabetes mellitus (260)	1	-	1	10.1	0	13.5	4	4	-	27.6	30.1	0	39
40 Pellagra (281)	-	-	-	0	0	0	-	-	-	0	0	0	40
41 Anemias (290-293)	-	-	-	0	0	0	-	-	-	0	0	0	41
42 Vascular lesions affecting central nervous system (330-334)	9	2	7	90.9	80.0	94.6	17	12	5	117.2	90.2	416.7	42
43 Nonmeningococcal meningitis (340)	-	-	-	0	0	0	-	-	-	0	0	0	43
44 Rheumatic fever (400-402)	-	-	-	0	0	0	-	-	-	0	0	0	44
45 Heart diseases (410-443)	29	10	19	292.9	400.0	256.8	77	66	11	531.0	496.2	916.7	45
46 Hypertension without mention of heart (444-447)	-	-	-	0	0	0	-	-	-	0	0	0	46
47 Influenza and pneumonia (480-483, 490-493)	10	2	8	101.0	80.0	108.1	7	7	1	48.3	52.6	0	47
48 Bronchitis (500-502)	-	-	-	0	0	0	2	1	1	13.8	7.5	83.3	48
49 Ulcer of stomach and duodenum (540-541)	-	-	-	0	0	0	-	-	-	0	0	0	49
50 Appendicitis (550-553)	-	-	-	0	0	0	-	-	-	0	0	0	50
51 Intestinal obstruction and hernia (560, 561, 570)	-	-	-	0	0	0	-	-	-	0	0	0	51
52 Gastritis, duodenitis, enteritis and colitis (except diarrhea of the newborn) (543, 571, 572)	5	1	4	50.5	40.0	54.1	-	-	-	0	0	0	52
53 Cirrhosis of liver (581)	1	1	-	10.1	40.0	0	-	-	-	0	0	0	53
54 Nephritis and nephrosis (590-594)	2	-	2	20.2	0	27.0	1	1	-	6.9	7.5	0	54
55 Hyperplasia of prostate (610)	1	-	1	10.1	0	13.5	1	1	-	6.9	7.5	0	55
56 Complications of pregnancy, childbirth and the puerperium (640-652, 670-689)	1	-	1	10.1	0	13.5	-	-	-	0	0	0	56
57 Congenital malformations (750-759)	-	-	-	0	0	0	3	2	1	20.7	15.0	83.3	57
58 Birth injuries, postnatal asphyxia and atelectasis (760-762)	3	1	2	30.3	40.0	27.0	3	2	1	20.7	15.0	83.3	58
59 Infection of the newborn (763-768)	2	-	2	20.2	0	27.0	-	-	-	0	0	0	59
60 Other diseases peculiar to early infancy, and immaturity unqualified (769-776)	3	1	2	30.3	40.0	27.0	1	1	-	6.9	7.5	0	60
61 Senility, without mention of psychosis (794)	-	-	-	0	0	0	1	1	-	6.9	7.5	0	61
62 Ill-defined and unknown causes (780-793, 795)	1	-	1	10.1	0	13.5	4	3	1	27.6	22.6	83.3	62
63 Motor vehicle accidents (E810-E835)	3	1	2	30.3	40.0	27.0	10	10	-	69.0	75.2	0	63
64 All other accidents (E800-E802, E840-E962)	4	1	3	40.4	40.0	40.5	3	2	1	20.7	15.0	83.3	64
65 Suicide (E963, E970, E979)	1	-	1	10.1	40.0	0	-	-	-	0	0	0	65
66 Homicide (E964, E980-E985)	1	-	1	10.1	0	13.5	2	-	2	13.8	0	166.7	66
67 All other diseases (residual)	12	2	10	121.2	80.0	135.1	11	9	2	75.9	67.7	166.7	67

TABLE XIII VITAL STATISTICS, BY COUNTY, BY RACE, GEORGIA, 1960

ITEM	Harris						Hart						
	Number			Rate or Ratio *			Number			Rate or Ratio *			
	Total	White	Non-White	Total	White	Non-White	Total	White	Non-White	Total	White	Non-White	
1 Estimated population	11,200	5,100	6,100				15,200	11,500	3,700				1
LIVE BIRTHS													
2 Total	260	81	179	23.2	15.9	29.3	255	188	67	16.8	16.3	18.1	2
3 Delivered in hospital	83	56	27	31.9%	69.1%	15.1%	243	188	55	95.3%	100.0%	82.1%	3
4 Delivered in home by physician	123	25	98	47.3%	30.9%	54.7%	12	-	12	4.7%	0%	17.9%	4
5 Delivered in home by midwife	54	-	54	20.8%	0%	30.2%	-	-	-	0%	0%	0%	5
6 Other deliveries	-	-	-	0%	0%	0%	-	-	-	0%	0%	0%	6
7 Immature births	24	4	20	9.2.3	49.4	111.7	17	12	5	66.7	63.8	74.6	7
8 Live births to un-wed mothers	31	-	31	119.2	0	173.2	10	1	9	39.2	5.3	134.3	8
FETAL DEATHS													
9 Total	6	2	4	23.1	24.7	22.3	5	2	3	19.6	10.6	44.8	9
10 Under 20 weeks gestation	3	1	2	11.5	12.3	11.2	-	-	-	0	0	0	10
11 20-27 weeks gestation	-	-	-	0	0	0	3	1	2	11.8	5.3	29.9	11
12 28 weeks and more	3	1	2	11.5	12.3	11.2	2	1	1	7.8	5.3	14.9	12
13 Unknown length of gestation	-	-	-	0	0	0	-	-	-	0	0	0	13
DEATHS													
14 Total, all ages	124	63	61	107.1	1235.3	1000.0	110	92	18	723.7	800.0	486.5	14
15 Under 1 year	12	1	11	46.2	12.3	61.5	6	5	1	23.5	26.6	14.9	15
16 Under 28 days	6	1	5	23.1	12.3	27.9	3	3	-	11.8	16.0	0	16
17 Deaths from immaturity	2	-	2	7.7	0	11.2	2	2	-	7.8	10.6	0	17
18 1-4 years **	1	1	-	-	-	-	-	-	-	-	-	-	18
19 Maternal deaths	-	-	-	0	0	0	-	-	-	0	0	0	19
CAUSE OF DEATH													
20 Tuberculosis, all forms (001-019)	1	-	1	8.9	0	16.4	1	1	-	6.6	8.7	0	20
21 Syphilis and its sequelae (020-029)	-	-	-	0	0	0	-	-	-	0	0	0	21
22 Typhoid fever (040)	-	-	-	0	0	0	-	-	-	0	0	0	22
23 Dysentery, all forms (045-048)	-	-	-	0	0	0	-	-	-	0	0	0	23
24 Scarlet fever (050)	-	-	-	0	0	0	-	-	-	0	0	0	24
25 Streptococcal sore throat (051)	-	-	-	0	0	0	-	-	-	0	0	0	25
26 Diphtheria (055)	-	-	-	0	0	0	-	-	-	0	0	0	26
27 Whooping cough (056)	-	-	-	0	0	0	-	-	-	0	0	0	27
28 Meningococcal infections (057)	-	-	-	0	0	0	-	-	-	0	0	0	28
29 Acute poliomyelitis (080)	-	-	-	0	0	0	-	-	-	0	0	0	29
30 Acute infectious encephalitis (082)	-	-	-	0	0	0	-	-	-	0	0	0	30
31 Smallpox (084)	-	-	-	0	0	0	-	-	-	0	0	0	31
32 Measles (085)	-	-	-	0	0	0	-	-	-	0	0	0	32
33 Typhus and other rickettsial diseases (100-103, 105-108)	-	-	-	0	0	0	-	-	-	0	0	0	33
34 Rocky Mountain spotted fever (104)	-	-	-	0	0	0	-	-	-	0	0	0	34
35 Malaria (110-117)	-	-	-	0	0	0	-	-	-	0	0	0	35
36 All other diseases classified as infective and parasitic (030-039, 041-044, 049, 052-054, 059-074, 081, 083, 086-096, 120-138)	1	-	1	8.9	0	16.4	1	1	-	6.6	8.7	0	36
37 Malignant neoplasms, including neoplasms of lymphatic and haematopoietic tissues (140-205)	12	5	7	107.1	98.0	114.8	13	11	2	85.5	95.7	54.1	37
38 Benign and unspecified neoplasms (210-239)	-	-	-	0	0	0	-	-	-	0	0	0	38
39 Diabetes mellitus (260)	-	-	-	0	0	0	3	3	-	19.7	26.1	0	39
40 Pellagra (281)	-	-	-	0	0	0	-	-	-	0	0	0	40
41 Anemias (290-293)	-	-	-	0	0	0	-	-	-	0	0	0	41
42 Vascular lesions affecting central nervous system (330-334)	33	17	16	294.6	333.3	262.3	16	13	3	105.3	113.0	81.1	42
43 Nonmeningococcal meningitis (340)	-	-	-	0	0	0	-	-	-	0	0	0	43
44 Rheumatic fever (400-402)	-	-	-	0	0	0	-	-	-	0	0	0	44
45 Heart diseases (410-443)	38	23	15	339.3	451.0	245.9	38	32	6	250.0	278.3	162.2	45
46 Hypertension without mention of heart (444-447)	1	-	1	8.9	0	16.4	-	-	-	0	0	0	46
47 Influenza and pneumonia (480-483, 490-493)	6	3	3	53.6	58.8	49.2	2	1	1	13.2	8.7	27.0	47
48 Bronchitis (500-502)	-	-	-	0	0	0	1	1	-	6.6	8.7	0	48
49 Ulcer of stomach and duodenum (540-541)	-	-	-	0	0	0	1	1	-	6.6	8.7	0	49
50 Appendicitis (550-553)	-	-	-	0	0	0	-	-	-	0	0	0	50
51 Intestinal obstruction and hernia (560, 561, 570)	1	-	1	8.9	0	16.4	-	-	-	0	0	0	51
52 Gastritis, duodenitis, enteritis and colitis (except diarrhea of the newborn) (543, 571, 572)	1	-	1	8.9	0	16.4	-	-	-	0	0	0	52
53 Cirrhosis of liver (581)	-	-	-	0	0	0	-	-	-	0	0	0	53
54 Nephritis and nephrosis (590-594)	2	1	1	17.9	19.6	16.4	2	1	1	13.2	8.7	27.0	54
55 Hyperplasia of prostate (610)	2	-	2	17.9	0	32.8	-	-	-	0	0	0	55
56 Complications of pregnancy, childbirth and the puerperium (640-652, 670-689)	-	-	-	0	0	0	-	-	-	0	0	0	56
57 Congenital malformations (750-759)	-	-	-	0	0	0	-	-	-	0	0	0	57
58 Birth injuries, postnatal asphyxia and atelectasis (760-762)	1	1	-	8.9	19.6	0	-	-	-	0	0	0	58
59 Infection of the newborn (763-768)	-	-	-	0	0	0	1	1	-	6.6	8.7	0	59
60 Other diseases peculiar to early infancy, and immaturity unqualified (769-776)	5	-	5	44.6	0	82.0	2	2	-	13.2	17.4	0	60
61 Senility, without mention of psychosis (794)	-	-	-	0	0	0	-	-	-	0	0	0	61
62 Ill-defined and unknown causes (780-793, 795)	1	1	-	8.9	19.6	0	-	-	-	0	0	0	62
63 Motor vehicle accidents (E810-E835)	3	3	-	26.8	58.8	0	9	9	-	59.2	78.3	0	63
64 All other accidents (E800-E802, E840-E962)	8	1	7	71.4	19.6	114.8	2	1	1	13.2	8.7	27.0	64
65 Suicide (E963, E970, E979)	1	1	-	8.9	19.6	0	3	2	1	19.7	17.4	27.0	65
66 Homicide (E964, E980-E985)	1	-	1	8.9	0	0	3	2	1	19.7	17.4	27.0	66
67 All other diseases (residual)	7	7	-	62.5	137.3	0	12	10	2	78.9	87.0	54.1	67

TABLE XIII VITAL STATISTICS, BY COUNTY, BY RACE, GEORGIA, 1960

ITEM	Heard						Henry						
	Number			Rate or Ratio #			Number			Rate or Ratio #			
	Total	White	Non-White	Total	White	Non-White	Total	White	Non-White	Total	White	Non-White	
1 Estimated population	5,300	4,100	1,200				17,600	10,100	7,500				1
LIVE BIRTHS													
2 Total	125	85	40	23.6	20.7	33.3	462	204	258	26.2	20.2	34.4	2
3 Delivered in hospital	121	85	36	96.8%	100.0%	90.0%	284	194	90	61.5%	95.1%	34.9%	3
4 Delivered in home by physician	-	-	-	0%	0%	0%	13	6	7	2.8%	2.9%	2.7%	4
5 Delivered in home by midwife	4	-	4	3.2%	0%	10.0%	164	3	161	35.5%	1.5%	62.4%	5
6 Other deliveries	-	-	-	0%	0%	0%	1	1	-	0.2%	0.5%	0%	6
7 Immature births	14	8	6	112.0	94.1	150.0	45	11	34	97.4	53.9	131.8	7
8 Live births to un-wed mothers	3	-	3	24.0	0	75.0	68	2	66	147.2	9.8	255.8	8
FETAL DEATHS													
9 Total	5	2	3	40.0	23.5	75.0	21	10	11	45.5	49.0	42.6	9
10 Under 20 weeks gestation	1	1	-	8.0	11.8	0	8	5	3	17.3	24.5	11.6	10
11 20-27 weeks gestation	1	-	1	8.0	0	25.0	5	1	4	10.8	4.9	15.5	11
12 28 weeks and more	3	1	2	24.0	11.8	50.0	8	4	4	17.3	19.6	15.5	12
13 Unknown length of gestation	-	-	-	0	0	0	-	-	-	0	0	0	13
DEATHS													
14 Total, all ages	45	38	7	849.1	926.8	583.3	154	91	63	875.0	901.0	840.0	14
15 Under 1 year	-	-	-	0	0	0	23	5	18	49.8	24.5	69.8	15
16 Under 28 days	-	-	-	0	0	0	10	3	7	21.6	14.7	27.1	16
17 Deaths from immaturity	-	-	-	0	0	0	2	1	1	4.3	4.9	3.9	17
18 1-4 years **	-	-	-	-	-	-	2	-	2	-	-	-	18
19 Maternal deaths	-	-	-	0	0	0	-	-	-	0	0	0	19
CAUSE OF DEATH													
20 Tuberculosis, all forms (001-019)	-	-	-	0	0	0	-	-	-	0	0	0	20
21 Syphilis and its sequelae (020-029)	-	-	-	0	0	0	-	-	-	0	0	0	21
22 Typhoid fever (040)	-	-	-	0	0	0	-	-	-	0	0	0	22
23 Dysentery, all forms (045-048)	-	-	-	0	0	0	-	-	-	0	0	0	23
24 Scarlet fever (050)	-	-	-	0	0	0	-	-	-	0	0	0	24
25 Streptococcal sore throat (051)	-	-	-	0	0	0	-	-	-	0	0	0	25
26 Diphtheria (055)	-	-	-	0	0	0	-	-	-	0	0	0	26
27 Whooping cough (056)	-	-	-	0	0	0	-	-	-	0	0	0	27
28 Meningococcal infections (057)	-	-	-	0	0	0	-	-	-	0	0	0	28
29 Acute poliomyelitis (080)	-	-	-	0	0	0	-	-	-	0	0	0	29
30 Acute infectious encephalitis (082)	-	-	-	0	0	0	-	-	-	0	0	0	30
31 Smallpox (084)	-	-	-	0	0	0	-	-	-	0	0	0	31
32 Measles (085)	-	-	-	0	0	0	-	-	-	0	0	0	32
33 Typhus and other rickettsial diseases (100-103, 105-108)	-	-	-	0	0	0	-	-	-	0	0	0	33
34 Rocky Mountain spotted fever (104)	-	-	-	0	0	0	-	-	-	0	0	0	34
35 Malaria (110-117)	-	-	-	0	0	0	-	-	-	0	0	0	35
36 All other diseases classified as infective and parasitic (030-039, 041-044, 049, 052-054, 059-074, 081, 083, 086-096, 120-138)	-	-	-	0	0	0	1	-	1	5.7	0	13.3	36
37 Malignant neoplasms, including neoplasms of lymphatic and haematopoietic tissues (140-205)	3	3	-	56.6	73.2	0	13	11	2	73.9	108.9	26.7	37
38 Benign and unspecified neoplasms (210-239)	-	-	-	0	0	0	-	-	-	0	0	0	38
39 Diabetes mellitus (260)	-	-	-	0	0	0	1	1	-	5.7	9.9	0	39
40 Pellagra (281)	-	-	-	0	0	0	-	-	-	0	0	0	40
41 Anemias (290-293)	-	-	-	0	0	0	1	1	-	5.7	9.9	0	41
42 Vascular lesions affecting central nervous system (330-334)	11	9	2	207.5	219.5	166.7	22	15	7	125.0	148.5	93.3	42
43 Nonmeningococcal meningitis (340)	-	-	-	0	0	0	-	-	-	0	0	0	43
44 Rheumatic fever (400-402)	-	-	-	0	0	0	-	-	-	0	0	0	44
45 Heart diseases (410-443)	17	15	2	320.8	365.9	166.7	51	34	17	289.8	336.6	226.7	45
46 Hypertension without mention of heart (444-447)	-	-	-	0	0	0	-	-	-	0	0	0	46
47 Influenza and pneumonia (480-483, 490-493)	1	1	-	18.9	24.4	0	12	3	9	68.2	29.7	120.0	47
48 Bronchitis (500-502)	-	-	-	0	0	0	3	2	1	17.0	19.8	13.3	48
49 Ulcer of stomach and duodenum (540-541)	-	-	-	0	0	0	2	2	-	11.4	19.8	0	49
50 Appendicitis (550-553)	-	-	-	0	0	0	-	-	-	0	0	0	50
51 Intestinal obstruction and hernia (560, 561, 570)	-	-	-	0	0	0	-	-	-	0	0	0	51
52 Gastritis, duodenitis, enteritis and colitis (except diarrhea of the newborn) (543, 571, 572)	1	1	-	18.9	24.4	0	4	-	4	22.7	0	53.3	52
53 Cirrhosis of liver (581)	-	-	-	0	0	0	-	-	-	0	0	0	53
54 Nephritis and nephrosis (590-594)	4	3	1	75.5	73.2	83.3	-	-	-	0	0	0	54
55 Hyperplasia of prostate (610)	-	-	-	0	0	0	1	-	1	5.7	0	13.3	55
56 Complications of pregnancy, childbirth and the puerperium (640-652, 670-689)	-	-	-	0	0	0	-	-	-	0	0	0	56
57 Congenital malformations (750-759)	-	-	-	0	0	0	4	3	1	22.7	29.7	13.3	57
58 Birth injuries, postnatal asphyxia and electrocution (760-762)	-	-	-	0	0	0	1	-	1	5.7	0	13.3	58
59 Infection of the newborn (763-768)	-	-	-	0	0	0	2	-	2	11.4	0	26.7	59
60 Other diseases peculiar to early infancy, and immaturity unqualified (769-776)	-	-	-	0	0	0	4	1	3	22.7	9.9	40.0	60
61 Senility, without mention of psychosis (794)	-	-	-	0	0	0	-	-	-	0	0	0	61
62 Ill-defined and unknown causes (780-793, 795)	1	-	1	18.9	0	83.3	2	-	2	11.4	0	26.7	62
63 Motor vehicle accidents (E810-E835)	1	1	-	18.9	24.4	0	6	3	3	34.1	29.7	40.0	63
64 All other accidents (E800-E802, E840-E962)	2	2	-	37.7	48.8	0	7	4	3	39.8	39.6	40.0	64
65 Suicide (E963, E970, E979)	2	2	-	37.7	48.8	0	1	1	-	5.7	9.9	0	65
66 Homicide (E964, E980-E985)	-	-	-	0	0	0	3	1	2	17.0	9.9	26.7	66
67 All other diseases (residual)	2	1	1	37.7	24.4	83.3	13	9	4	73.9	89.1	53.3	67

TABLE XIII VITAL STATISTICS, BY COUNTY, BY RACE, GEORGIA, 1960

ITEM	Houston						Irwin						
	Number			Rate or Ratio *			Number			Rate or Ratio *			
	Total	White	Non-White	Total	White	Non-White	Total	White	Non-White	Total	White	Non-White	
1 Estimated population	36,600	28,200	8,400				9,100	5,700	3,400				1
LIVE BIRTHS													
2 Total	1,236	881	355	33.8	31.2	42.3	206	79	127	22.6	13.9	37.4	2
3 Delivered in hospital	1,166	877	289	94.3%	99.5%	81.4%	127	79	48	61.7%	100.0%	37.8%	3
4 Delivered in home by physician	13	3	10	1.1%	0.3%	2.8%	-	-	-	0%	0%	0%	4
5 Delivered in home by midwife	56	-	56	4.5%	0%	15.8%	79	-	79	38.3%	0%	62.2%	5
6 Other deliveries	1	1	-	0.1%	0.1%	0%	-	-	-	0%	0%	0%	6
7 Immature births	103	61	42	83.3	69.2	118.3	17	2	15	82.5	25.3	118.1	7
8 Live births to un-wed mothers	81	5	76	65.5	5.7	214.1	32	1	31	155.3	12.7	244.1	8
FETAL DEATHS													
9 Total	41	25	16	33.2	28.4	45.1	11	3	8	53.4	38.0	63.0	9
10 Under 20 weeks gestation	10	8	2	8.1	9.1	5.6	3	3	-	14.6	38.0	0	10
11 20-27 weeks gestation	6	4	2	4.9	4.5	5.6	2	-	2	9.7	0	15.7	11
12 28 weeks and more	23	11	12	18.6	12.5	33.8	5	-	5	24.3	0	39.4	12
13 Unknown length of gestation	2	2	-	1.6	2.3	0	1	-	1	4.9	0	7.9	13
DEATHS													
14 Total, all ages	229	132	97	625.7	468.1	1154.8	94	56	38	1033.0	982.5	1117.6	14
15 Under 1 year	44	22	22	35.6	25.0	62.0	7	2	5	34.0	25.3	39.4	15
16 Under 28 days	27	17	10	21.8	19.3	28.2	1	-	1	4.9	0	7.9	16
17 Deaths from immaturity	7	2	5	5.7	2.3	14.1	-	-	-	0	0	0	17
18 1-4 years **	7	3	4	-	-	-	1	-	1	0	0	0	18
19 Maternal deaths	-	-	-	0	0	0	-	-	-	0	0	0	19
CAUSE OF DEATH													
20 Tuberculosis, all forms (001-019)	1	1	-	2.7	3.5	0	-	-	-	0	0	0	20
21 Syphilis and its sequelae (020-029)	-	-	-	0	0	0	-	-	-	0	0	0	21
22 Typhoid fever (040)	-	-	-	0	0	0	-	-	-	0	0	0	22
23 Dysentery, all forms (045-048)	-	-	-	0	0	0	-	-	-	0	0	0	23
24 Scarlet fever (050)	-	-	-	0	0	0	-	-	-	0	0	0	24
25 Streptococcal sore throat (051)	-	-	-	0	0	0	-	-	-	0	0	0	25
26 Diphtheria (055)	-	-	-	0	0	0	-	-	-	0	0	0	26
27 Whooping cough (056)	-	-	-	0	0	0	-	-	-	0	0	0	27
28 Meningococcal infections (057)	-	-	-	0	0	0	-	-	-	0	0	0	28
29 Acute poliomyelitis (080)	-	-	-	0	0	0	-	-	-	0	0	0	29
30 Acute infectious encephalitis (082)	2	2	-	5.5	7.1	0	-	-	-	0	0	0	30
31 Smallpox (084)	-	-	-	0	0	0	-	-	-	0	0	0	31
32 Measles (085)	1	1	-	2.7	3.5	0	-	-	-	0	0	0	32
33 Typhus and other rickettsial diseases (100-103, 105-108)	-	-	-	0	0	0	-	-	-	0	0	0	33
34 Rocky Mountain spotted fever (104)	-	-	-	0	0	0	-	-	-	0	0	0	34
35 Malaria (110-117)	-	-	-	0	0	0	-	-	-	0	0	0	35
36 All other diseases classified as infective and parasitic (030-039, 041-044, 049, 052-054, 059-074, 081, 083, 086-096, 120-138)	2	1	1	5.5	3.5	11.9	-	-	-	0	0	0	36
37 Malignant neoplasms, including neoplasms of lymphatic and haemopoietic tissues (140-205)	25	22	3	68.3	78.0	35.7	12	6	6	131.9	105.3	176.5	37
38 Benign and unspecified neoplasms (210-239)	-	-	-	0	0	0	2	1	1	22.0	17.5	29.4	38
39 Diabetes mellitus (260)	6	3	3	16.4	10.6	35.7	1	-	1	11.0	0	29.4	39
40 Pellagra (281)	-	-	-	0	0	0	-	-	-	0	0	0	40
41 Anemias (290-293)	-	-	-	0	0	0	-	-	-	0	0	0	41
42 Vascular lesions affecting central nervous system (330-334)	29	16	13	79.2	56.7	154.8	21	14	7	230.8	245.6	205.9	42
43 Nonmeningococcal meningitis (340)	-	-	-	0	0	0	-	-	-	0	0	0	43
44 Rheumatic fever (400-402)	1	-	1	2.7	0	11.9	-	-	-	0	0	0	44
45 Heart diseases (410-443)	59	26	33	161.2	92.2	392.9	35	22	13	384.6	386.0	382.4	45
46 Hypertension without mention of heart (444-447)	-	-	-	0	0	0	-	-	-	0	0	0	46
47 Influenza and pneumonia (480-483, 490-493)	14	4	10	38.3	14.2	119.0	7	4	3	76.9	70.2	88.2	47
48 Bronchitis (500-502)	-	-	-	0	0	0	-	-	-	0	0	0	48
49 Ulcer of stomach and duodenum (540-541)	1	-	1	2.7	0	11.9	-	-	-	0	0	0	49
50 Appendicitis (550-553)	1	1	-	2.7	3.5	0	-	-	-	0	0	0	50
51 Intestinal obstruction and hernia (560, 561, 570)	1	-	1	2.7	0	11.9	1	-	1	11.0	0	29.4	51
52 Gastritis, duodenitis, enteritis and colitis (except diarrhea of the newborn) (543, 571, 572)	3	-	3	8.2	0	35.7	-	-	-	0	0	0	52
53 Cirrhosis of liver (581)	-	-	-	0	0	0	1	1	-	11.0	17.5	0	53
54 Nephritis and nephrosis (590-594)	5	3	2	13.7	10.6	23.8	-	-	-	0	0	0	54
55 Hyperplasia of prostate (610)	1	1	-	2.7	3.5	0	-	-	-	0	0	0	55
56 Complications of pregnancy, childbirth and the puerperium (640-652, 670-689)	-	-	-	0	0	0	-	-	-	0	0	0	56
57 Congenital malformations (750-759)	7	6	1	19.1	21.3	11.9	-	-	-	0	0	0	57
58 Birth injuries, postnatal asphyxia and atelectasis (760-762)	11	9	2	30.1	31.9	23.8	-	-	-	0	0	0	58
59 Infection of the newborn (763-768)	4	1	3	10.9	3.5	35.7	1	-	1	11.0	0	29.4	59
60 Other diseases peculiar to early infancy, and immaturity unqualified (769-776)	-	-	-	0	0	0	-	-	-	0	0	0	60
61 Senility, without mention of psychosis (794)	9	3	6	24.6	10.6	71.4	-	-	-	0	0	0	61
62 Ill-defined and unknown causes (780-793, 795)	2	-	2	5.5	0	23.8	2	1	1	22.0	17.5	29.4	62
63 Motor vehicle accidents (E810-E835)	12	9	3	32.8	31.9	35.7	3	2	1	33.0	35.1	29.4	63
64 All other accidents (E800-E802, E840-E962)	6	3	3	16.4	10.6	35.7	3	2	1	33.0	35.1	29.4	64
65 Suicide (E963, E970, E979)	8	8	-	21.9	28.4	0	1	1	-	11.0	17.5	0	65
66 Homicide (E964, E980-E985)	2	-	2	5.5	0	23.8	-	-	-	0	0	0	66
67 All other diseases (residual)	16	12	4	43.7	42.6	47.6	4	2	2	44.0	35.1	58.8	67

TABLE XIII VITAL STATISTICS, BY COUNTY, BY RACE, GEORGIA, 1960

ITEM	Jackson						Jasper						
	Number			Rate or Ratio *			Number			Rate or Ratio *			
	Total	White	Non-White	Total	White	Non-White	Total	White	Non-White	Total	White	Non-White	
1 Estimated population	18,500	16,100	2,400				6,100	2,800	3,300				1
LIVE BIRTHS													
2 Total	444	356	88	24.0	22.1	36.7	142	45	97	23.3	16.1	29.4	2
3 Delivered in hospital	417	349	68	93.9%	98.0%	77.3%	86	45	41	60.6%	100.0%	42.3%	3
4 Delivered in home by physician	1	-	1	0.2%	0%	1.1%	1	-	1	0.7%	0%	1.0%	4
5 Delivered in home by midwife	26	7	19	5.9%	2.0%	21.6%	55	-	55	38.7%	0%	56.7%	5
6 Other deliveries	-	-	-	0%	0%	0%	-	-	-	0%	0%	0%	6
7 Immature births	42	25	17	94.6	70.2	193.2	19	3	16	133.8	66.7	164.9	7
8 Live births to un-wed mothers	20	7	13	45.0	19.7	147.7	24	-	24	169.0	0	247.4	8
FETAL DEATHS													
9 Total	8	8	-	18.0	22.5	0	4	-	4	28.2	0	41.2	9
10 Under 20 weeks gestation	2	2	-	4.5	5.6	0	-	-	-	0	0	0	10
11 20-27 weeks gestation	3	3	-	6.8	8.4	0	1	-	1	7.0	0	10.3	11
12 28 weeks and more	3	3	-	6.8	8.4	0	3	-	3	21.1	0	30.9	12
13 Unknown length of gestation	-	-	-	0	0	0	-	-	-	0	0	0	13
DEATHS													
14 Total, all ages	146	123	23	789.2	764.0	958.3	86	47	39	409.8	678.6	1181.8	14
15 Under 1 year	10	7	3	22.5	19.7	34.1	4	-	4	28.2	0	41.2	15
16 Under 28 days	7	5	2	15.8	14.0	22.7	1	-	1	7.0	0	10.3	16
17 Deaths from immaturity	5	3	2	11.3	8.4	22.7	-	-	-	0	0	0	17
18 1-4 years **	-	-	-	-	-	-	-	-	-	-	-	-	18
19 Maternal deaths	-	-	-	0	0	0	1	-	1	70.4	0	103.1	19
CAUSE OF DEATH													
20 Tuberculosis, all forms (001-019)	-	-	-	0	0	0	-	-	-	0	0	0	20
21 Syphilis and its sequelae (020-029)	-	-	-	0	0	0	-	-	-	0	0	0	21
22 Typhoid fever (040)	-	-	-	0	0	0	-	-	-	0	0	0	22
23 Dysentery, all forms (045-048)	-	-	-	0	0	0	-	-	-	0	0	0	23
24 Scarlet fever (050)	-	-	-	0	0	0	-	-	-	0	0	0	24
25 Streptococcal sore throat (051)	-	-	-	0	0	0	-	-	-	0	0	0	25
26 Diphtheria (055)	-	-	-	0	0	0	-	-	-	0	0	0	26
27 Whooping cough (056)	-	-	-	0	0	0	-	-	-	0	0	0	27
28 Meningococcal infections (057)	-	-	-	0	0	0	-	-	-	0	0	0	28
29 Acute poliomyelitis (080)	-	-	-	0	0	0	-	-	-	0	0	0	29
30 Acute infectious encephalitis (082)	-	-	-	0	0	0	-	-	-	0	0	0	30
31 Smallpox (084)	-	-	-	0	0	0	-	-	-	0	0	0	31
32 Measles (085)	-	-	-	0	0	0	-	-	-	0	0	0	32
33 Typhus and other rickettsial diseases (100-103, 105-108)	-	-	-	0	0	0	-	-	-	0	0	0	33
34 Rocky Mountain spotted fever (104)	-	-	-	0	0	0	-	-	-	0	0	0	34
35 Malaria (110-117)	-	-	-	0	0	0	-	-	-	0	0	0	35
36 All other diseases classified as infective and parasitic (030-039, 041-044, 049, 052-054, 059-074, 081, 083, 086-096, 120-138)	-	-	-	0	0	0	-	-	-	0	0	0	36
37 Malignant neoplasms, including neoplasms of lymphatic and haematopoietic tissues (140-205)	16	13	3	86.5	80.7	125.0	9	7	2	147.5	250.0	60.6	37
38 Benign and unspecified neoplasms (210-239)	-	-	-	0	0	0	-	-	-	0	0	0	38
39 Diabetes mellitus (260)	2	2	-	10.8	12.4	0	1	1	-	16.4	35.7	0	39
40 Pellagra (281)	1	-	-	0	0	0	-	-	-	0	0	0	40
41 Anemias (290-293)	1	1	-	5.4	6.2	0	-	-	-	0	0	0	41
42 Vascular lesions affecting central nervous system (330-334)	25	24	1	135.1	149.1	41.7	29	16	13	475.4	571.4	393.9	42
43 Nonmeningococcal meningitis (340)	-	-	-	0	0	0	-	-	-	0	0	0	43
44 Rheumatic fever (400-402)	-	-	-	0	0	0	-	-	-	0	0	0	44
45 Heart diseases (410-443)	56	47	9	302.7	291.9	375.0	23	12	11	377.0	428.6	333.3	45
46 Hypertension without mention of heart (444-447)	2	-	-	10.8	0	83.3	-	-	-	0	0	0	46
47 Influenza and pneumonia (480-483, 490-493)	3	3	-	16.2	18.6	0	8	2	6	131.1	71.4	181.8	47
48 Bronchitis (500-502)	-	-	-	0	0	0	1	-	1	16.4	0	30.3	48
49 Ulcer of stomach and duodenum (540-541)	2	1	1	10.8	6.2	41.7	-	-	-	0	0	0	49
50 Appendicitis (550-553)	1	-	-	5.4	0	41.7	-	-	-	0	0	0	50
51 Intestinal obstruction and hernia (560, 561, 570)	-	-	-	0	0	0	-	-	-	0	0	0	51
52 Gastritis, duodenitis, enteritis and colitis (except diarrhea of the newborn) (543, 571, 572)	-	-	-	0	0	0	-	-	-	0	0	0	52
53 Cirrhosis of liver (581)	-	-	-	0	0	0	-	-	-	0	0	0	53
54 Nephritis and nephrosis (590-594)	-	-	-	0	0	0	-	-	-	0	0	0	54
55 Hyperplasia of prostate (610)	-	-	-	0	0	0	-	-	-	0	0	0	55
56 Complications of pregnancy, childbirth and the puerperium (640-652, 670-689)	-	-	-	0	0	0	1	-	1	16.4	0	30.3	56
57 Congenital malformations (750-759)	1	1	-	5.4	6.2	0	-	-	-	0	0	0	57
58 Birth injuries, postnatal asphyxia and olelethosis (760-762)	1	1	-	5.4	6.2	0	-	-	-	0	0	0	58
59 Infection of the newborn (763-768)	1	1	-	5.4	6.2	0	1	-	1	16.4	0	30.3	59
60 Other diseases peculiar to early infancy, and immaturity unqualified (769-776)	5	3	2	27.0	18.6	83.3	1	-	1	16.4	0	30.3	60
61 Senility, without mention of psychosis (794)	-	-	-	0	0	0	-	-	-	0	0	0	61
62 Ill-defined and unknown causes (780-793, 795)	7	6	1	37.8	37.3	41.7	-	-	-	0	0	0	62
63 Motor vehicle accidents (E810-E835)	3	3	-	16.2	18.6	0	1	1	-	16.4	35.7	0	63
64 All other accidents (E800-E802, E840-E962)	8	7	1	43.2	43.5	41.7	3	2	1	49.2	71.4	30.3	64
65 Suicide (E963, E970, E979)	1	1	-	5.4	6.2	0	1	-	1	16.4	0	30.3	65
66 Homicide (E964, E980-E985)	2	2	-	10.8	12.4	0	1	1	-	16.4	35.7	0	66
67 All other diseases (residual)	9	7	2	48.6	43.5	83.3	6	5	1	98.4	178.6	30.3	67

TABLE XIII VITAL STATISTICS, BY COUNTY, BY RACE, GEORGIA, 1960

ITEM	Jeff Davis						Jefferson						
	Number			Rate or Ratio *			Number			Rate or Ratio *			
	Total	White	Non-White	Total	White	Non-White	Total	White	Non-White	Total	White	Non-White	
1 Estimated population	8,900	7,100	1,800				17,500	7,600	9,900				1
LIVE BIRTHS													
2 Total	214	156	58	24.0	22.0	32.2	445	124	321	25.4	16.3	32.4	2
3 Delivered in hospital	151	144	7	70.6%	92.3%	12.1%	204	122	82	45.8%	98.4%	25.5%	3
4 Delivered in home by physician	15	8	7	7.0%	5.1%	12.1%	18	2	18	4.0%	0%	5.6%	4
5 Delivered in home by midwife	48	4	44	22.4%	2.6%	75.9%	221	2	219	49.7%	1.6%	68.2%	5
6 Other deliveries	-	-	-	0%	0%	0%	2	-	2	0.4%	0%	0.6%	6
7 Immature births	20	12	8	93.5	76.9	137.9	50	11	39	112.4	88.7	121.5	7
8 Live births to un-wed mothers	19	5	14	88.8	32.1	241.4	101	5	96	227.0	40.3	299.1	8
FETAL DEATHS													
9 Total	3	2	1	14.0	12.8	17.2	10	2	8	22.5	16.1	24.9	9
10 Under 20 weeks gestation	-	-	-	0	0	0	3	2	1	6.7	16.1	3.1	10
11 20-27 weeks gestation	-	-	-	0	0	0	1	-	1	2.2	0	3.1	11
12 28 weeks and more	2	2	-	9.3	12.8	0	6	-	6	13.5	0	18.7	12
13 Unknown length of gestation	1	-	1	4.7	0	17.2	-	-	-	0	0	0	13
DEATHS													
14 Total, all ages	72	55	17	809.0	774.6	944.4	172	77	95	982.9	1013.2	959.6	14
15 Under 1 year	7	4	3	32.7	25.6	51.7	10	-	10	22.5	0	31.2	15
16 Under 28 days	3	2	1	14.0	12.8	17.2	5	-	5	11.2	0	15.6	16
17 Deaths from immaturity	1	1	-	4.7	6.4	0	1	-	1	2.2	0	3.1	17
18 1-4 years **	2	1	1	-	-	-	1	-	1	-	-	-	18
19 Maternal deaths	-	-	-	0	0	0	-	-	-	0	0	0	19
CAUSE OF DEATH													
20 Tuberculosis, all forms (001-019)	-	-	-	0	0	0	-	-	-	0	0	0	20
21 Syphilis and its sequelae (020-029)	-	-	-	0	0	0	-	-	-	0	0	0	21
22 Typhoid fever (040)	-	-	-	0	0	0	-	-	-	0	0	0	22
23 Dysentery, all forms (045-048)	-	-	-	0	0	0	-	-	-	0	0	0	23
24 Scarlet fever (050)	-	-	-	0	0	0	-	-	-	0	0	0	24
25 Streptococcal sore throat (051)	-	-	-	0	0	0	-	-	-	0	0	0	25
26 Diphtheria (055)	-	-	-	0	0	0	-	-	-	0	0	0	26
27 Whooping cough (056)	-	-	-	0	0	0	-	-	-	0	0	0	27
28 Meningococcal infections (057)	-	-	-	0	0	0	-	-	-	0	0	0	28
29 Acute poliomyelitis (080)	-	-	-	0	0	0	-	-	-	0	0	0	29
30 Acute infectious encephalitis (082)	-	-	-	0	0	0	-	-	-	0	0	0	30
31 Smallpox (084)	-	-	-	0	0	0	-	-	-	0	0	0	31
32 Measles (085)	-	-	-	0	0	0	-	-	-	0	0	0	32
33 Typhus and other rickettsial diseases (100-103, 105-108)	-	-	-	0	0	0	-	-	-	0	0	0	33
34 Rocky Mountain spotted fever (104)	-	-	-	0	0	0	-	-	-	0	0	0	34
35 Malaria (110-117)	-	-	-	0	0	0	-	-	-	0	0	0	35
36 All other diseases classified as infective and parasitic (030-039, 041-044, 049, 052-054, 059-074, 081, 083, 086-096, 120-138)	1	1	-	11.2	14.1	0	3	-	3	17.1	0	30.3	36
37 Malignant neoplasms, including neoplasms of lymphatic and haematopoietic tissues (140-205)	10	9	1	112.4	126.8	55.6	18	7	11	102.9	92.1	111.1	37
38 Benign and unspecified neoplasms (210-239)	-	-	-	0	0	0	-	-	-	0	0	0	38
39 Diabetes mellitus (260)	2	1	1	22.5	14.1	55.6	1	1	5.7	0	10.1	39	
40 Pellagra (281)	-	-	-	0	0	0	-	-	-	0	0	0	40
41 Anemias (290-293)	-	-	-	0	0	0	1	-	1	5.7	0	10.1	41
42 Vascular lesions affecting central nervous system (330-334)	13	8	5	146.1	112.7	277.8	32	9	23	182.9	118.4	232.3	42
43 Nonmeningococcal meningitis (340)	-	-	-	0	0	0	-	-	-	0	0	0	43
44 Rheumatic fever (400-402)	-	-	-	0	0	0	-	-	-	0	0	0	44
45 Heart diseases (410-443)	20	19	1	224.7	267.6	55.6	59	34	25	337.1	447.4	252.5	45
46 Hypertension without mention of heart (444-447)	1	1	-	11.2	14.1	0	1	1	5.7	0	10.1	46	
47 Influenza and pneumonia (480-483, 490-493)	5	4	1	56.2	56.3	55.6	9	4	5	51.4	52.6	50.5	47
48 Bronchitis (500-502)	2	2	-	22.5	28.2	0	-	-	-	0	0	0	48
49 Ulcer of stomach and duodenum (540-541)	1	1	-	11.2	14.1	0	1	-	1	5.7	0	10.1	49
50 Appendicitis (550-553)	-	-	-	0	0	0	-	-	-	0	0	0	50
51 Intestinal obstruction and hernia (560, 561, 570)	-	-	-	0	0	0	1	1	5.7	13.2	0	51	
52 Gastritis, duodenitis, enteritis and colitis (except diarrhea of the newborn) (543, 571, 572)	-	-	-	0	0	0	-	-	-	0	0	0	52
53 Cirrhosis of liver (581)	-	-	-	0	0	0	-	-	-	0	0	0	53
54 Nephritis and nephrosis (590-594)	2	2	2	22.5	0	111.1	2	1	1	11.4	13.2	10.1	54
55 Hyperplasia of prostate (610)	-	-	-	0	0	0	2	1	1	11.4	13.2	10.1	55
56 Complications of pregnancy, childbirth and the puerperium (640-652, 670-689)	-	-	-	0	0	0	-	-	-	0	0	0	56
57 Congenital malformations (750-759)	2	2	-	22.5	28.2	0	2	2	1	11.4	26.3	0	57
58 Birth injuries, postnatal asphyxia and atelectasis (760-762)	-	-	-	0	0	0	1	-	1	5.7	0	10.1	58
59 Infection of the newborn (763-768)	1	-	1	11.2	0	55.6	2	-	2	11.4	0	20.2	59
60 Other diseases peculiar to early infancy, and immaturity unqualified (769-776)	1	1	-	11.2	14.1	0	2	-	2	11.4	0	20.2	60
61 Senility, without mention of psychosis (794)	-	-	-	0	0	0	3	2	1	17.1	26.3	10.1	61
62 Ill-defined and unknown causes (780-793, 795)	3	1	2	33.7	14.1	111.1	4	1	3	22.9	13.2	30.3	62
63 Motor vehicle accidents (E810-E835)	3	2	1	33.7	28.2	55.6	5	3	2	28.6	39.5	20.2	63
64 All other accidents (E800-E802, E840-E962)	1	1	-	11.2	14.1	0	5	1	4	28.6	13.2	40.4	64
65 Suicide (E963, E970, E979)	-	-	-	0	0	0	-	-	-	0	0	0	65
66 Homicide (E964, E980-E985)	1	-	1	11.2	0	55.6	-	-	-	0	0	0	66
67 All other diseases (residual)	3	2	1	33.7	28.2	55.6	18	11	7	102.9	144.7	70.7	67

TABLE XIII VITAL STATISTICS, BY COUNTY, BY RACE, GEORGIA, 1960

ITEM	Jenkins						Johnson						
	Number			Rate or Ratio *			Number			Rate or Ratio *			
	Total	White	Non-White	Total	White	Non-White	Total	White	Non-White	Total	White	Non-White	
1 Estimated population	9,100	4,600	4,500				8,000	5,300	2,700				1
LIVE BIRTHS													
2 Total	243	102	141	26.7	22.2	31.3	191	92	99	23.9	17.4	36.7	2
3 Delivered in hospital	108	91	17	44.4%	89.2%	12.1%	105	90	15	55.0%	97.8%	15.2%	3
4 Delivered in home by physician	40	8	32	16.5%	7.8%	22.7%	4	-	4	2.1%	0%	4.0%	4
5 Delivered in home by midwife	95	3	92	39.1%	2.9%	65.2%	82	2	80	42.9%	2.2%	80.8%	5
6 Other deliveries	-	-	-	0%	0%	0%	-	-	-	0%	0%	0%	6
7 Immature births	10	3	7	4.1.2	29.4	49.6	10	5	5	52.4	54.3	50.5	7
8 Live births to un-wed mothers	34	2	32	139.9	19.6	227.0	31	1	30	162.3	10.9	303.0	8
FETAL DEATHS													
9 Total	15	3	12	61.7	29.4	85.1	4	2	2	20.9	21.7	20.2	9
10 Under 20 weeks gestation	1	-	1	4.1	0	7.1	-	-	-	0	0	0	10
11 20-27 weeks gestation	6	-	6	24.7	0	42.6	-	-	-	0	0	0	11
12 28 weeks and more	8	3	5	32.9	29.4	35.5	4	2	2	20.9	21.7	20.2	12
13 Unknown length of gestation	-	-	-	0	0	0	-	-	-	0	0	0	13
DEATHS													
14 Total, all ages	87	46	41	956.0	1000.0	911.1	79	50	29	987.5	943.4	1074.1	14
15 Under 1 year	4	1	3	16.5	9.8	21.3	10	3	7	52.4	32.6	70.7	15
16 Under 28 days	2	1	1	8.2	9.8	7.1	4	1	3	20.9	10.9	30.3	16
17 Deaths from immaturity	-	-	-	0	0	0	1	-	1	5.2	0	10.1	17
18 1-4 years **	1	-	1	-	-	-	1	-	1	-	-	-	18
19 Maternal deaths	1	-	1	41.2	0	70.9	-	-	-	0	0	0	19
CAUSE OF DEATH													
20 Tuberculosis, all forms (001-019)	1	-	1	11.0	0	22.2	-	-	-	0	0	0	20
21 Syphilis and its sequelae (020-029)	-	-	-	0	0	0	-	-	-	0	0	0	21
22 Typhoid fever (040)	-	-	-	0	0	0	-	-	-	0	0	0	22
23 Dysentery, all forms (045-048)	-	-	-	0	0	0	-	-	-	0	0	0	23
24 Scarlet fever (050)	-	-	-	0	0	0	-	-	-	0	0	0	24
25 Streptococcal sore throat (051)	-	-	-	0	0	0	-	-	-	0	0	0	25
26 Diphtheria (055)	-	-	-	0	0	0	-	-	-	0	0	0	26
27 Whooping cough (056)	-	-	-	0	0	0	-	-	-	0	0	0	27
28 Meningococcal infections (057)	-	-	-	0	0	0	1	1	-	12.5	18.9	0	28
29 Acute poliomyelitis (080)	-	-	-	0	0	0	-	-	-	0	0	0	29
30 Acute infectious encephalitis (082)	-	-	-	0	0	0	-	-	-	0	0	0	30
31 Smallpox (084)	-	-	-	0	0	0	-	-	-	0	0	0	31
32 Measles (085)	-	-	-	0	0	0	-	-	-	0	0	0	32
33 Typhus and other rickettsial diseases (100-103, 105-108)	-	-	-	0	0	0	-	-	-	0	0	0	33
34 Rocky Mountain spotted fever (104)	-	-	-	0	0	0	-	-	-	0	0	0	34
35 Malaria (110-117)	-	-	-	0	0	0	-	-	-	0	0	0	35
36 All other diseases classified as infective and parasitic (030-039, 041-044, 049, 052-054, 059-074, 081, 083, 086-096, 120-138)	-	-	-	0	0	0	-	-	-	0	0	0	36
37 Malignant neoplasms, including neoplasms of lymphatic and haemopoietic tissues (140-205)	6	5	1	65.9	108.7	22.2	15	9	6	187.5	169.8	222.2	37
38 Benign and unspecified neoplasms (210-239)	1	-	1	11.0	0	22.2	-	-	-	0	0	0	38
39 Diabetes mellitus (260)	1	1	-	11.0	21.7	0	1	-	1	12.5	0	37.0	39
40 Pellagra (281)	1	-	-	0	0	0	-	-	-	0	0	0	40
41 Anemias (290-293)	1	1	-	11.0	21.7	0	-	-	-	0	0	0	41
42 Vascular lesions affecting central nervous system (330-334)	16	9	7	175.8	195.7	155.6	16	10	6	200.0	188.7	222.2	42
43 Nonmeningococcal meningitis (340)	-	-	-	0	0	0	-	-	-	0	0	0	43
44 Rheumatic fever (400-402)	-	-	-	0	0	0	-	-	-	0	0	0	44
45 Heart diseases (410-443)	29	17	12	318.7	369.6	266.7	17	14	3	212.5	264.2	111.1	45
46 Hypertension without mention of heart (444-447)	2	1	1	22.0	21.7	22.2	-	-	-	0	0	0	46
47 Influenza and pneumonia (480-483, 490-493)	6	1	5	65.9	21.7	111.1	7	5	2	87.5	94.3	74.1	47
48 Bronchitis (500-502)	-	-	-	0	0	0	-	-	-	0	0	0	48
49 Ulcer of stomach and duodenum (540-541)	-	-	-	0	0	0	-	-	-	0	0	0	49
50 Appendicitis (550-553)	1	-	1	11.0	0	22.2	-	-	-	0	0	0	50
51 Intestinal obstruction and hernia (560, 561, 570)	-	-	-	0	0	0	2	1	1	25.0	18.9	37.0	51
52 Gastritis, duodenitis, enteritis and colitis (except diarrhea of the newborn) (543, 571, 572)	-	-	-	0	0	0	2	-	2	25.0	0	74.1	52
53 Cirrhosis of liver (581)	-	-	-	0	0	0	1	-	1	12.5	0	37.0	53
54 Nephritis and nephrosis (590-594)	1	-	1	11.0	0	22.2	1	1	-	12.5	18.9	0	54
55 Hyperplasia of prostate (610)	-	-	-	0	0	0	-	-	-	0	0	0	55
56 Complications of pregnancy, childbirth and the puerperium (640-652, 670-689)	1	-	1	11.0	0	22.2	-	-	-	0	0	0	56
57 Congenital malformations (750-759)	-	-	-	0	0	0	1	1	-	12.5	18.9	0	57
58 Birth injuries, postnatal asphyxia and atelectasis (760-762)	1	-	1	11.0	0	22.2	-	-	-	0	0	0	58
59 Infection of the newborn (763-768)	-	-	-	0	0	0	-	-	-	0	0	0	59
60 Other diseases peculiar to early infancy, and immaturity unqualified (769-776)	-	-	-	0	0	0	3	1	2	37.5	18.9	74.1	60
61 Senility, without mention of psychosis (794)	-	-	-	0	0	0	-	-	-	0	0	0	61
62 Ill-defined and unknown causes (780-793, 795)	8	2	6	87.9	43.5	133.3	1	-	1	12.5	0	37.0	62
63 Motor vehicle accidents (E810-E835)	-	-	-	0	0	0	1	-	1	12.5	0	37.0	63
64 All other accidents (E800-E802, E840-E962)	3	2	1	33.0	43.5	22.2	5	4	1	62.5	75.5	37.0	64
65 Suicide (E963, E970, E979)	1	1	-	11.0	21.7	0	-	-	-	0	0	0	65
66 Homicide (E964, E980-E985)	-	-	-	0	0	0	1	-	1	12.5	0	37.0	66
67 All other diseases (residual)	8	6	2	87.9	130.4	44.4	4	3	1	50.0	56.6	37.0	67

TABLE XIII VITAL STATISTICS, BY COUNTY, BY RACE, GEORGIA, 1960

ITEM	Jones						Tamar						
	Number			Rate or Ratio *			Number			Rate or Ratio *			
	Total	White	Non-White	Total	White	Non-White	Total	White	Non-White	Total	White	Non-White	
1 Estimated population	8,500	4,200	4,300				10,200	6,200	4,000				1
LIVE BIRTHS													
2 Total	201	65	136	23.6	15.5	31.6	226	100	126	22.2	16.1	31.5	2
3 Delivered in hospital	143	64	79	71.1%	98.5%	58.1%	211	100	111	93.4%	100.0%	88.1%	3
4 Delivered in home by physician	2	-	2	1.0%	0%	1.5%	-	-	2	0.9%	0%	1.6%	4
5 Delivered in home by midwife	56	1	55	27.9%	1.5%	40.4%	11	-	11	4.9%	0%	8.7%	5
6 Other deliveries	-	-	-	0%	0%	0%	2	-	2	0.9%	0%	1.6%	6
7 Immature births	15	9	6	74.6	138.5	44.1	27	11	16	119.5	110.0	127.0	7
8 Live births to un-wed mothers	24	1	23	119.4	15.4	169.1	29	5	24	128.3	50.0	190.5	8
FETAL DEATHS													
9 Total	7	2	5	34.8	30.8	36.8	7	1	6	31.0	10.0	47.6	9
10 Under 20 weeks gestation	2	-	2	10.0	0	14.7	-	-	-	0	0	0	10
11 20-27 weeks gestation	1	1	-	5.0	15.4	0	1	-	1	4.4	0	7.9	11
12 28 weeks and more	4	1	3	19.9	15.4	22.1	6	1	5	26.5	10.0	39.7	12
13 Unknown length of gestation	-	-	-	0	0	0	-	-	-	0	0	0	13
DEATHS													
14 Total, all ages	80	29	51	941.2	690.5	1186.0	102	58	44	1000.0	935.5	1100.0	14
15 Under 1 year	9	1	8	44.8	15.4	58.8	9	3	6	39.8	30.0	47.6	15
16 Under 28 days	4	1	3	19.9	15.4	22.1	6	3	3	26.5	30.0	23.8	16
17 Deaths from immaturity	1	-	1	5.0	0	7.4	1	-	1	4.4	0	7.9	17
18 1-4 years **	2	-	2	-	-	-	1	-	1	-	-	-	18
19 Maternal deaths	-	-	-	0	0	0	-	-	-	0	0	0	19
CAUSE OF DEATH													
20 Tuberculosis, all forms (001-019)	1	-	1	11.8	0	23.3	-	-	-	0	0	0	20
21 Syphilis and its sequelae (020-029)	-	-	-	0	0	0	-	-	-	0	0	0	21
22 Typhoid fever (040)	-	-	-	0	0	0	-	-	-	0	0	0	22
23 Dysentery, all forms (045-048)	-	-	-	0	0	0	1	-	1	9.8	0	25.0	23
24 Scarlet fever (050)	-	-	-	0	0	0	-	-	-	0	0	0	24
25 Streptococcal sore throat (051)	-	-	-	0	0	0	-	-	-	0	0	0	25
26 Diphtheria (055)	-	-	-	0	0	0	-	-	-	0	0	0	26
27 Whooping cough (056)	-	-	-	0	0	0	-	-	-	0	0	0	27
28 Meningococcal infections (057)	-	-	-	0	0	0	1	1	-	9.8	16.1	0	28
29 Acute poliomyelitis (080)	-	-	-	0	0	0	-	-	-	0	0	0	29
30 Acute infectious encephalitis (082)	-	-	-	0	0	0	-	-	-	0	0	0	30
31 Smallpox (084)	-	-	-	0	0	0	-	-	-	0	0	0	31
32 Measles (085)	-	-	-	0	0	0	-	-	-	0	0	0	32
33 Typhus and other rickettsial diseases (100-103, 105-108)	-	-	-	0	0	0	-	-	-	0	0	0	33
34 Rocky Mountain spotted fever (104)	-	-	-	0	0	0	-	-	-	0	0	0	34
35 Malaria (110-117)	-	-	-	0	0	0	-	-	-	0	0	0	35
36 All other diseases classified as infective and parasitic (030-039, 041-044, 049, 052-054, 059-074, 081, 083, 086-096, 120-138)	-	-	-	0	0	0	-	-	-	0	0	0	36
37 Malignant neoplasms, including neoplasms of lymphatic and haematopoietic tissues (140-205)	13	7	6	152.9	166.7	139.5	12	10	2	117.6	161.3	50.0	37
38 Benign and unspecified neoplasms (210-239)	-	-	-	0	0	0	-	-	-	0	0	0	38
39 Diabetes mellitus (260)	-	-	-	0	0	0	-	-	-	0	0	0	39
40 Pellagra (281)	-	-	-	0	0	0	-	-	-	0	0	0	40
41 Anemias (290-293)	-	-	-	0	0	0	-	-	-	0	0	0	41
42 Vascular lesions affecting central nervous system (330-334)	14	4	10	164.7	95.2	232.6	19	7	12	186.3	112.9	300.0	42
43 Nonmeningococcal meningitis (340)	-	-	-	0	0	0	-	-	-	0	0	0	43
44 Rheumatic fever (400-402)	-	-	-	0	0	0	-	-	-	0	0	0	44
45 Heart diseases (410-443)	22	10	12	258.8	238.1	279.1	33	20	13	323.5	322.6	325.0	45
46 Hypertension without mention of heart (444-447)	-	-	-	0	0	0	-	-	-	0	0	0	46
47 Influenza and pneumonia (480-483, 490-493)	3	-	3	35.3	0	69.8	4	2	2	39.2	32.3	50.0	47
48 Bronchitis (500-502)	2	-	2	23.5	0	46.5	-	-	-	0	0	0	48
49 Ulcer of stomach and duodenum (540-541)	1	1	-	11.8	23.8	0	1	1	-	9.8	16.1	0	49
50 Appendicitis (550-553)	-	-	-	0	0	0	-	-	-	0	0	0	50
51 Intestinal obstruction and hernia (560, 561, 570)	1	-	1	11.8	0	23.3	1	1	-	9.8	16.1	0	51
52 Gastritis, duodenitis, enteritis and colitis (except diarrhea of the newborn) (543, 571, 572)	2	-	2	23.5	0	46.5	-	-	-	0	0	0	52
53 Cirrhosis of liver (581)	1	1	-	11.8	23.8	0	-	-	-	0	0	0	53
54 Nephritis and nephrosis (590-594)	1	-	1	11.8	0	23.3	7	6	1	68.6	96.8	25.0	54
55 Hyperplasia of prostate (610)	-	-	-	0	0	0	-	-	-	0	0	0	55
56 Complications of pregnancy, childbirth and the puerperium (640-652, 670-689)	-	-	-	0	0	0	-	-	-	0	0	0	56
57 Congenital malformations (750-759)	1	1	-	11.8	23.8	0	2	2	-	19.6	32.3	0	57
58 Birth injuries, postnatal asphyxia and asfletatis (760-762)	1	-	1	11.8	0	23.3	2	1	1	19.6	16.1	25.0	58
59 Infection of the newborn (763-768)	-	-	-	0	0	0	-	-	-	0	0	0	59
60 Other diseases peculiar to early infancy, and immaturity unqualified (769-776)	2	-	2	23.5	0	46.5	2	1	1	19.6	16.1	25.0	60
61 Senility, without mention of psychosis (794)	-	-	-	0	0	0	-	-	-	0	0	0	61
62 Ill-defined and unknown causes (780-793, 795)	-	-	-	0	0	0	1	-	1	9.8	0	25.0	62
63 Motor vehicle accidents (E810-E835)	2	1	1	23.5	23.8	23.3	6	1	5	58.8	16.1	125.0	63
64 All other accidents (E800-E802, E840-E962)	7	2	5	82.4	47.6	116.3	-	-	-	0	0	0	64
65 Suicide (E963, E970, E979)	-	-	-	0	0	0	-	-	-	0	0	0	65
66 Homicide (E964, E980-E985)	1	-	1	11.8	0	23.3	3	-	3	29.4	0	75.0	66
67 All other diseases (residual)	5	2	3	58.8	47.6	62.8	7	5	2	68.6	80.6	50.0	67

TABLE XIII VITAL STATISTICS, BY COUNTY, BY RACE, GEORGIA, 1960

ITEM	Tanner						Laurens						
	Number			Rate or Ratio ²			Number			Rate or Ratio ²			
	Total	White	Non-White	Total	White	Non-White	Total	White	Non-White	Total	White	Non-White	
1 Estimated population	5,100	3,600	1,500				32,300	20,300	12,000				1
LIVE BIRTHS													
2 Total	145	99	46	28.4	27.5	30.7	839	465	374	26.0	22.9	31.2	2
3 Delivered in hospital	138	98	40	95.2%	99.0%	87.0%	645	461	184	76.9%	99.1%	49.2%	3
4 Delivered in home by physician	2	1	1	1.4%	1.0%	2.2%	22	3	19	2.6%	0.6%	5.1%	4
5 Delivered in home by midwife	5	-	5	3.4%	0%	10.9%	168	1	167	20.0%	0.2%	44.7%	5
6 Other deliveries	-	-	-	0%	0%	0%	4	-	4	0.5%	0%	1.1%	6
7 Immature births	11	5	6	75.9	50.5	130.4	68	31	37	81.0	66.7	98.9	7
8 Live births to un-wed mothers	3	-	3	20.7	0	65.2	101	4	97	120.4	8.6	259.4	8
FETAL DEATHS													
9 Total	7	5	2	48.3	50.5	43.5	26	12	14	31.0	25.8	37.4	9
10 Under 20 weeks gestation	4	3	1	27.6	30.3	21.7	2	-	2	2.4	0	5.3	10
11 20-27 weeks gestation	-	-	-	0	0	0	5	1	4	6.0	2.2	10.7	11
12 28 weeks and more	2	2	-	13.8	20.2	0	18	10	8	21.5	21.5	21.4	12
13 Unknown length of gestation	1	-	1	6.9	0	21.7	1	1	-	1.2	2.2	0	13
DEATHS													
14 Total, all ages	49	32	17	960.8	888.9	1133.3	310	150	160	959.8	738.9	1333.3	14
15 Under 1 year	5	3	2	34.5	30.3	43.5	43	17	26	51.3	36.6	69.5	15
16 Under 28 days	2	2	-	13.8	20.2	0	24	13	11	28.6	28.0	29.4	16
17 Deaths from immaturity	-	-	-	0	0	0	8	4	4	9.5	8.6	10.7	17
18 1-4 years **	1	-	1	-	-	-	4	-	4	-	-	-	18
19 Maternal deaths	-	-	-	0	0	0	-	-	-	0	0	0	19
CAUSE OF DEATH													
20 Tuberculosis, all forms (001-019)	-	-	-	0	0	0	1	-	1	3.1	0	8.3	20
21 Syphilis and its sequelae (020-029)	-	-	-	0	0	0	-	-	-	0	0	0	21
22 Typhoid fever (040)	-	-	-	0	0	0	-	-	-	0	0	0	22
23 Dysentery, all forms (045-048)	-	-	-	0	0	0	-	-	-	0	0	0	23
24 Scarlet fever (050)	-	-	-	0	0	0	-	-	-	0	0	0	24
25 Streptococcal sore throat (051)	-	-	-	0	0	0	-	-	-	0	0	0	25
26 Diphtheria (055)	-	-	-	0	0	0	-	-	-	0	0	0	26
27 Whooping cough (056)	-	-	-	0	0	0	-	-	-	0	0	0	27
28 Meningococcal infections (057)	-	-	-	0	0	0	-	-	-	0	0	0	28
29 Acute poliomyelitis (080)	-	-	-	0	0	0	-	-	-	0	0	0	29
30 Acute infectious encephalitis (082)	-	-	-	0	0	0	-	-	-	0	0	0	30
31 Smallpox (084)	-	-	-	0	0	0	-	-	-	0	0	0	31
32 Measles (085)	-	-	-	0	0	0	-	-	-	0	0	0	32
33 Typhus and other rickettsial diseases (100-103, 105-108)	-	-	-	0	0	0	-	-	-	0	0	0	33
34 Rocky Mountain spotted fever (104)	-	-	-	0	0	0	-	-	-	0	0	0	34
35 Malaria (110-117)	-	-	-	0	0	0	-	-	-	0	0	0	35
36 All other diseases classified as infective and parasitic (030-039, 041-044, 049, 052-054, 059-074, 081, 083, 086-096, 120-138)	-	-	-	0	0	0	-	-	-	0	0	0	36
37 Malignant neoplasms, including neoplasms of lymphatic and haematopoietic tissues (140-205)	3	3	-	58.8	83.3	0	31	20	11	96.0	98.5	91.7	37
38 Benign and unspecified neoplasms (210-239)	-	-	-	0	0	0	-	-	-	0	0	0	38
39 Diabetes mellitus (260)	-	-	-	0	0	0	4	3	1	12.4	14.8	8.3	39
40 Pellagra (281)	-	-	-	0	0	0	-	-	-	0	0	0	40
41 Anemias (290-293)	-	-	-	0	0	0	1	-	1	3.1	0	8.3	41
42 Vascular lesions affecting central nervous system (330-334)	12	5	7	235.3	138.9	466.7	49	18	31	151.7	88.7	258.3	42
43 Nonmeningococcal meningitis (340)	-	-	-	0	0	0	1	-	1	3.1	0	8.3	43
44 Rheumatic fever (400-402)	-	-	-	0	0	0	-	-	-	0	0	0	44
45 Heart diseases (410-443)	17	15	2	333.3	416.7	133.3	93	59	34	287.9	290.6	283.3	45
46 Hypertension without mention of heart (444-447)	1	1	-	19.6	27.8	0	8	2	6	24.8	9.9	50.0	46
47 Influenza and pneumonia (480-483, 490-493)	3	1	2	58.8	27.8	133.3	13	-	13	40.2	0	108.3	47
48 Bronchitis (500-502)	-	-	-	0	0	0	-	-	-	0	0	0	48
49 Ulcer of stomach and duodenum (540-541)	1	1	-	19.6	27.8	0	4	4	-	12.4	19.7	0	49
50 Appendicitis (550-553)	-	-	-	0	0	0	-	-	-	0	0	0	50
51 Intestinal obstruction and hernia (560, 561, 570)	-	-	-	0	0	0	-	-	-	0	0	0	51
52 Gastritis, duodenitis, enteritis and colitis (except diarrhea of the newborn) (543, 571, 572)	-	-	-	0	0	0	4	1	3	12.4	4.9	25.0	52
53 Cirrhosis of liver (581)	-	-	-	0	0	0	2	2	-	6.2	9.9	0	53
54 Nephritis and nephrosis (590-594)	-	-	-	0	0	0	5	-	5	15.5	0	41.7	54
55 Hyperplasia of prostate (610)	-	-	-	0	0	0	2	-	2	6.2	0	16.7	55
56 Complications of pregnancy, childbirth and the puerperium (640-652, 670-689)	-	-	-	0	0	0	-	-	-	0	0	0	56
57 Congenital malformations (750-759)	-	-	-	0	0	0	4	2	2	12.4	9.9	16.7	57
58 Birth injuries, postnatal asphyxia and atelectasis (760-762)	-	-	-	0	0	0	7	4	3	21.7	19.7	25.0	58
59 Infection of the newborn (763-768)	1	1	-	19.6	27.8	0	2	-	2	6.2	0	16.7	59
60 Other diseases peculiar to early infancy, and immaturity unqualified (769-776)	-	-	-	0	0	0	13	8	5	40.2	39.4	41.7	60
61 Senility, without mention of psychosis (794)	4	2	2	78.4	55.6	133.3	1	1	-	3.1	4.9	0	61
62 Ill-defined and unknown causes (780-793, 795)	2	1	1	39.2	27.8	66.7	6	1	5	18.6	4.9	41.7	62
63 Motor vehicle accidents (E810-E835)	-	-	-	0	0	0	10	4	6	31.0	19.7	50.0	63
64 All other accidents (E800-E802, E840-E962)	1	-	1	19.6	0	66.7	20	7	13	61.9	34.5	108.3	64
65 Suicide (E963, E970, E979)	-	-	-	0	0	0	3	3	-	9.3	14.8	0	65
66 Homicide (E964, E980-E985)	-	-	-	0	0	0	6	-	6	18.6	0	50.0	66
67 All other diseases (residual)	4	2	2	78.4	55.6	133.3	20	11	9	61.9	54.2	75.0	67

TABLE XIII VITAL STATISTICS, BY COUNTY, BY RACE, GEORGIA, 1960

ITEM	Lee						Liberty						
	Number			Rate or Ratio *			Number			Rate or Ratio *			
	Total	White	Non-White	Total	White	Non-White	Total	White	Non-White	Total	White	Non-White	
1 Estimated population	6,200	2,300	3,900				12,000	6,200	5,800				1
LIVE BIRTHS													
2 Total	168	34	134	27.1	14.8	34.4	377	204	173	31.4	32.9	29.8	2
3 Delivered in hospital	76	34	42	45.2%	100.0%	31.3%	274	203	71	72.7%	99.5%	41.0%	3
4 Delivered in home by physician	5	-	5	3.0%	0%	3.7%	5	1	4	1.3%	0.5%	2.3%	4
5 Delivered in home by midwife	87	-	87	51.8%	0%	64.9%	98	-	98	26.0%	0%	56.6%	5
6 Other deliveries	16	1	15	9.5.2	29.4	111.9	36	15	21	9.5.5	73.5	121.4	7
7 Immature births	34	-	34	202.4	0	253.7	24	-	24	63.7	0	138.7	8
8 Live births to un-wed mothers													
FETAL DEATHS													
9 Total	6	1	5	35.7	29.4	37.3	13	7	6	34.5	34.3	34.7	9
10 Under 20 weeks gestation	2	1	1	11.9	29.4	7.5	5	4	1	13.3	19.6	5.8	10
11 20-27 weeks gestation	2	-	2	11.9	0	14.9	2	2	-	5.3	9.8	0	11
12 28 weeks and more	2	-	2	11.9	0	14.9	6	1	5	15.9	4.9	28.9	12
13 Unknown length of gestation	-	-	-	0	0	0	-	-	-	0	0	0	13
DEATHS													
14 Total, all ages	57	16	41	919.4	695.7	1051.3	104	35	69	866.7	564.5	1189.7	14
15 Under 1 year	5	1	4	29.8	29.4	29.9	12	3	9	31.8	14.7	52.0	15
16 Under 28 days	2	1	1	11.9	29.4	7.5	9	1	8	23.9	4.9	46.2	16
17 Deaths from immaturity	1	-	1	6.0	0	7.5	5	-	5	13.3	0	28.9	17
18 1-4 years **	1	-	1	6.0	0	7.5	5	-	5	13.3	0	28.9	17
19 Maternal deaths	1	-	1	59.5	0	74.6	-	-	-	0	0	0	18
CAUSE OF DEATH													
20 Tuberculosis, all forms (001-019)	-	-	-	0	0	0	1	-	1	8.3	0	17.2	20
21 Syphilis and its sequelae (020-029)	-	-	-	0	0	0	-	-	-	0	0	0	21
22 Typhoid fever (040)	-	-	-	0	0	0	-	-	-	0	0	0	22
23 Dysentery, all forms (045-048)	-	-	-	0	0	0	-	-	-	0	0	0	23
24 Scarlet fever (050)	-	-	-	0	0	0	-	-	-	0	0	0	24
25 Streptococcal sore throat (051)	-	-	-	0	0	0	-	-	-	0	0	0	25
26 Diphtheria (055)	-	-	-	0	0	0	-	-	-	0	0	0	26
27 Whooping cough (056)	-	-	-	0	0	0	-	-	-	0	0	0	27
28 Meningococcal infections (057)	1	-	1	16.1	0	25.6	-	-	-	0	0	0	28
29 Acute poliomyelitis (080)	-	-	-	0	0	0	-	-	-	0	0	0	29
30 Acute infectious encephalitis (082)	-	-	-	0	0	0	-	-	-	0	0	0	30
31 Smallpox (084)	-	-	-	0	0	0	-	-	-	0	0	0	31
32 Measles (085)	-	-	-	0	0	0	-	-	-	0	0	0	32
33 Typhus and other rickettsial diseases (100-103, 105-108)	-	-	-	0	0	0	-	-	-	0	0	0	33
34 Rocky Mountain spotted fever (104)	-	-	-	0	0	0	-	-	-	0	0	0	34
35 Malaria (110-117)	-	-	-	0	0	0	-	-	-	0	0	0	35
36 All other diseases classified as infective and parasitic (030-039, 041-044, 049, 052-054, 059-074, 081, 083, 086-096, 120-138)	-	-	-	0	0	0	-	-	-	0	0	0	36
37 Malignant neoplasms, including neoplasms of lymphatic and hematopoietic tissues (140-205)	6	3	3	96.8	130.4	76.9	7	2	5	58.3	32.3	86.2	37
38 Benign and unspecified neoplasms (210-239)	-	-	-	0	0	0	1	1	-	8.3	16.1	0	38
39 Diabetes mellitus (260)	-	-	-	0	0	0	-	-	-	0	0	0	39
40 Pellagra (281)	-	-	-	0	0	0	1	-	1	8.3	0	17.2	40
41 Anemias (290-293)	-	-	-	0	0	0	2	-	2	16.7	0	34.5	41
42 Vascular lesions affecting central nervous system (330-334)	6	2	4	96.8	87.0	102.6	23	3	20	191.7	48.4	344.8	42
43 Nonmeningococcal meningitis (340)	-	-	-	0	0	0	-	-	-	0	0	0	43
44 Rheumatic fever (400-402)	-	-	-	0	0	0	-	-	-	0	0	0	44
45 Heart diseases (410-443)	18	3	15	290.3	130.4	384.6	26	11	15	216.7	177.4	258.6	45
46 Hypertension without mention of heart (444-447)	5	1	4	80.6	43.5	102.6	8	2	6	66.7	32.3	103.4	46
47 Influenza and pneumonia (480-483, 490-493)	5	1	4	80.6	43.5	102.6	8	2	6	66.7	32.3	103.4	47
48 Bronchitis (500-502)	-	-	-	0	0	0	1	1	-	8.3	16.1	0	48
49 Ulcer of stomach and duodenum (540-541)	-	-	-	0	0	0	1	1	-	8.3	16.1	0	49
50 Appendicitis (550-553)	-	-	-	0	0	0	2	1	1	16.7	16.1	17.2	50
51 Intestinal obstruction and hernia (560, 561, 570)	1	-	1	16.1	0	25.6	1	-	1	8.3	0	17.2	51
52 Gastritis, duodenitis, enteritis and colitis (except diarrhea of the newborn) (543, 571, 572)	2	-	2	32.3	0	51.3	-	-	-	0	0	0	52
53 Cirrhosis of liver (581)	-	-	-	0	0	0	-	-	-	0	0	0	53
54 Nephritis and nephrosis (590-594)	-	-	-	0	0	0	-	-	-	0	0	0	54
55 Hyperplasia of prostate (610)	-	-	-	0	0	0	-	-	-	0	0	0	55
56 Complications of pregnancy, childbirth and the puerperium (640-652, 670-689)	1	-	1	16.1	0	25.6	-	-	-	0	0	0	56
57 Congenital malformations (750-759)	-	-	-	0	0	0	2	-	2	16.7	0	34.5	57
58 Birth injuries, postnatal asphyxia and atelectasis (760-762)	1	-	1	16.1	43.5	0	1	-	1	8.3	0	17.2	58
59 Infection of the newborn (763-768)	1	1	-	16.1	43.5	0	1	-	1	8.3	0	17.2	59
60 Other diseases peculiar to early infancy, and immaturity unqualified (769-776)	1	-	1	16.1	0	25.6	5	-	5	41.7	0	86.2	60
61 Senility, without mention of psychosis (794)	-	-	-	0	0	0	-	-	-	0	0	0	61
62 Ill-defined and unknown causes (780-793, 795)	2	-	2	32.3	0	51.3	1	1	-	8.3	16.1	0	62
63 Motor vehicle accidents (E810-E835)	1	1	-	16.1	43.5	0	5	5	-	41.7	80.6	0	63
64 All other accidents (E800-E802, E840-E962)	2	2	-	32.3	87.0	0	9	2	7	75.0	32.3	120.7	64
65 Suicide (E963, E970, E979)	1	1	-	16.1	43.5	0	-	-	-	0	0	0	65
66 Homicide (E964, E980-E985)	-	-	-	0	0	0	-	-	-	0	0	0	66
67 All other diseases (residual)	4	1	3	64.5	43.5	76.9	6	5	1	50.0	80.6	17.2	67

TABLE XIII VITAL STATISTICS, BY COUNTY, BY RACE, GEORGIA, 1960

ITEM	Incoln						Long						
	Number			Rate or Ratio *			Number			Rate or Ratio *			
	Total	White	Non-White	Total	White	Non-White	Total	White	Non-White	Total	White	Non-White	
1 Estimated population	5,900	3,000	2,900				3,900	2,600	1,300				1
LIVE BIRTHS													
2 Total	123	46	77	20.8	15.3	26.6	73	46	27	18.7	17.7	20.8	2
3 Delivered in hospital	109	46	63	88.6%	100.0%	81.8%	69	46	23	94.5%	100.0%	85.2%	3
4 Delivered in home by physician	2	-	2	1.6%	0%	2.6%	-	-	-	0%	0%	0%	4
5 Delivered in home by midwife	12	-	12	9.8%	0%	15.6%	4	-	4	5.5%	0%	14.8%	5
6 Other deliveries	7	-	-	0%	0%	0%	-	-	-	0%	0%	0%	6
7 Immature births	7	1	6	56.9	21.7	77.9	9	2	7	123.3	43.5	259.3	7
8 Live births to un-wed mothers	11	1	10	89.4	21.7	129.9	7	1	6	95.9	21.7	222.2	8
FETAL DEATHS													
9 Total	6	2	4	48.8	43.5	51.9	3	-	3	41.1	0	111.1	9
10 Under 20 weeks gestation	2	2	-	16.3	43.5	0	-	-	-	0	0	0	10
11 20-27 weeks gestation	2	-	2	16.3	0	26.0	1	-	1	13.7	0	37.0	11
12 28 weeks and more	2	-	2	16.3	0	26.0	2	-	2	27.4	0	74.1	12
13 Unknown length of gestation	-	-	-	0	0	0	-	-	-	0	0	0	13
DEATHS													
14 Total, all ages	59	26	33	1000.0	866.7	1137.9	32	19	13	820.5	730.8	1000.0	14
15 Under 1 year	8	-	8	65.0	0	103.9	5	3	2	68.5	65.2	74.1	15
16 Under 28 days	4	-	4	32.5	0	51.9	2	2	-	27.4	43.5	0	16
17 Deaths from immaturity	-	-	-	0	0	0	-	-	-	0	0	0	17
18 1-4 years**	-	-	-	-	-	-	1	-	1	-	-	-	18
19 Maternal deaths	-	-	-	0	0	0	-	-	-	0	0	0	19
CAUSE OF DEATH													
20 Tuberculosis, all forms (001-019)	-	-	-	0	0	0	2	-	2	51.3	0	153.8	20
21 Syphilis and its sequelae (020-029)	-	-	-	0	0	0	-	-	-	0	0	0	21
22 Typhoid fever (040)	-	-	-	0	0	0	-	-	-	0	0	0	22
23 Dysentery, all forms (045-048)	-	-	-	0	0	0	-	-	-	0	0	0	23
24 Scarlet fever (050)	-	-	-	0	0	0	-	-	-	0	0	0	24
25 Streptococcal sore throat (051)	-	-	-	0	0	0	-	-	-	0	0	0	25
26 Diphtheria (055)	-	-	-	0	0	0	-	-	-	0	0	0	26
27 Whooping cough (056)	-	-	-	0	0	0	-	-	-	0	0	0	27
28 Meningococcal infections (057)	-	-	-	0	0	0	-	-	-	0	0	0	28
29 Acute poliomyelitis (080)	-	-	-	0	0	0	-	-	-	0	0	0	29
30 Acute infectious encephalitis (082)	-	-	-	0	0	0	-	-	-	0	0	0	30
31 Smallpox (084)	-	-	-	0	0	0	-	-	-	0	0	0	31
32 Measles (085)	-	-	-	0	0	0	-	-	-	0	0	0	32
33 Typhus and other rickettsial diseases (100-103, 105-108)	-	-	-	0	0	0	-	-	-	0	0	0	33
34 Rocky Mountain spotted fever (104)	-	-	-	0	0	0	-	-	-	0	0	0	34
35 Malaria (110-117)	-	-	-	0	0	0	-	-	-	0	0	0	35
36 All other diseases classified as infective and parasitic (030-039, 041-044, 049, 052-054, 059-074, 081, 083, 086-096, 120-138)	-	-	-	0	0	0	1	-	1	25.6	0	76.9	36
37 Malignant neoplasms, including neoplasms of lymphatic and haematopoietic tissues (140-205)	5	2	3	84.7	66.7	103.4	5	5	-	128.2	192.3	0	37
38 Benign and unspecified neoplasms (210-239)	-	-	-	0	0	0	-	-	-	0	0	0	38
39 Diabetes mellitus (260)	1	-	1	16.9	0	34.5	1	-	1	25.6	0	76.9	39
40 Pellagra (281)	-	-	-	0	0	0	-	-	-	0	0	0	40
41 Anemias (290-293)	-	-	-	0	0	0	1	-	1	25.6	0	76.9	41
42 Vascular lesions affecting central nervous system (330-334)	6	4	2	101.7	133.3	69.0	6	3	3	153.8	115.4	230.8	42
43 Nonmeningococcal meningitis (340)	-	-	-	0	0	0	-	-	-	0	0	0	43
44 Rheumatic fever (400-402)	-	-	-	0	0	0	-	-	-	0	0	0	44
45 Heart diseases (410-443)	19	12	7	322.0	400.0	241.4	6	4	2	153.8	153.8	153.8	45
46 Hypertension without mention of heart (444-447)	3	1	2	50.8	33.3	69.0	-	-	-	0	0	0	46
47 Influenza and pneumonia (480-483, 490-493)	7	-	7	118.6	0	241.4	2	1	1	51.3	38.5	76.9	47
48 Bronchitis (500-502)	-	-	-	0	0	0	-	-	-	0	0	0	48
49 Ulcer of stomach and duodenum (540-541)	-	-	-	0	0	0	-	-	-	0	0	0	49
50 Appendicitis (550-553)	-	-	-	0	0	0	-	-	-	0	0	0	50
51 Intestinal obstruction and hernia (560, 561, 570)	-	-	-	0	0	0	-	-	-	0	0	0	51
52 Gastritis, duodenitis, enteritis and colitis (except diarrhea of the newborn) (543, 571, 572)	-	-	-	0	0	0	-	-	-	0	0	0	52
53 Cirrhosis of liver (581)	-	-	-	0	0	0	-	-	-	0	0	0	53
54 Nephritis and nephrosis (590-594)	1	-	1	16.9	0	34.5	1	-	1	25.6	0	76.9	54
55 Hyperplasia of prostate (610)	-	-	-	0	0	0	-	-	-	0	0	0	55
56 Complications of pregnancy, childbirth and the puerperium (640-652, 670-689)	-	-	-	0	0	0	-	-	-	0	0	0	56
57 Congenital malformations (750-759)	2	2	-	33.9	66.7	0	2	1	1	51.3	38.5	76.9	57
58 Birth injuries, postnatal asphyxia and atelectasis (760-762)	1	-	1	16.9	0	34.5	-	-	-	0	0	0	58
59 Infection of the newborn (763-768)	1	-	1	16.9	0	34.5	-	-	-	0	0	0	59
60 Other diseases peculiar to early infancy, and immaturity unqualified (769-776)	-	-	-	0	0	0	-	-	-	0	0	0	60
61 Senility, without mention of psychosis (794)	-	-	-	0	0	0	1	1	-	25.6	38.5	0	61
62 Ill-defined and unknown causes (780-793, 795)	4	1	3	67.8	33.3	103.4	-	-	-	0	0	0	62
63 Motor vehicle accidents (E810-E835)	1	-	1	16.9	0	34.5	-	-	-	0	0	0	63
64 All other accidents (E800-E802, E840-E962)	1	-	1	16.9	0	34.5	1	1	-	25.6	38.5	0	64
65 Suicide (E963, E970, E979)	-	-	-	0	0	0	-	-	-	0	0	0	65
66 Homicide (E964, E980-E985)	1	1	-	16.9	33.3	0	-	-	-	0	0	0	66
67 All other diseases (residual)	6	3	3	101.7	100.0	103.4	3	3	-	76.9	115.4	0	67

TABLE XIII VITAL STATISTICS, BY COUNTY, BY RACE, GEORGIA, 1960

ITEM	Lowndes						Tumpkin						
	Number			Rate or Ratio *			Number			Rate or Ratio *			
	Total	White	Non-White	Total	White	Non-White	Total	White	Non-White	Total	White	Non-White	
1 Estimated population	47,000	31,400	15,600				7,200	7,100	100				1
LIVE BIRTHS													
2 Total	1,449	940	509	30.8	29.9	32.6	170	165	5	23.6	23.2	50.0	2
3 Delivered in hospital	1,179	931	248	81.4%	99.0%	48.7%	160	155	5	94.1%	93.9%	100.0%	3
4 Delivered in home by physician	12	3	9	0.8%	0.3%	1.8%	2	2	-	1.2%	1.2%	0%	4
5 Delivered in home by midwife	257	5	252	17.7%	0.5%	49.5%	8	8	-	4.7%	4.8%	0%	5
6 Other deliveries	1	1	-	0.1%	0.1%	0%	-	-	-	0%	0%	0%	6
7 Immature births	118	57	61	81.4	60.6	119.8	11	11	-	64.7	66.7	0	7
8 Live births to un-wed mothers	80	12	68	55.2	12.8	133.6	7	7	-	41.2	42.4	0	8
FETAL DEATHS													
9 Total	57	27	30	39.3	28.7	58.9	2	2	-	11.8	12.1	0	9
10 Under 20 weeks gestation	16	8	8	11.0	8.5	15.7	-	-	-	0	0	0	10
11 20-27 weeks gestation	13	6	7	9.0	6.4	13.8	1	1	-	5.9	6.1	0	11
12 28 weeks and more	24	10	14	16.6	10.6	27.5	1	1	-	5.9	6.1	0	12
13 Unknown length of gestation	4	3	1	2.8	3.2	2.0	-	-	-	0	0	0	13
DEATHS													
14 Total, all ages	444	237	207	944.7	754.8	1326.9	56	54	2	777.8	760.6	2000.0	14
15 Under 1 year	44	24	20	30.4	25.5	39.3	6	6	-	35.3	36.4	0	15
16 Under 28 days	28	18	10	19.3	19.1	19.6	5	5	-	29.4	30.3	0	16
17 Deaths from immaturity	8	7	1	5.5	7.4	2.0	2	2	-	11.8	12.1	0	17
18 1-4 years**	9	4	5	-	-	-	-	-	-	-	-	0	18
19 Maternal deaths	1	-	1	6.9	0	19.6	-	-	-	0	0	0	19
CAUSE OF DEATH													
20 Tuberculosis, all forms (001-019)	2	1	1	4.3	3.2	6.4	-	-	-	0	0	0	20
21 Syphilis and its sequelae (020-029)	2	-	2	4.3	0	12.8	-	-	-	0	0	0	21
22 Typhoid fever (040)	-	-	-	0	0	0	-	-	-	0	0	0	22
23 Dysentery, all forms (045-048)	-	-	-	0	0	0	-	-	-	0	0	0	23
24 Scarlet fever (050)	-	-	-	0	0	0	-	-	-	0	0	0	24
25 Streptococcal sore throat (051)	-	-	-	0	0	0	-	-	-	0	0	0	25
26 Diphtheria (055)	-	-	-	0	0	0	-	-	-	0	0	0	26
27 Whooping cough (056)	-	-	-	0	0	0	-	-	-	0	0	0	27
28 Meningococcal infections (057)	-	-	-	0	0	0	-	-	-	0	0	0	28
29 Acute poliomyelitis (080)	-	-	-	0	0	0	-	-	-	0	0	0	29
30 Acute infectious encephalitis (082)	-	-	-	0	0	0	-	-	-	0	0	0	30
31 Smallpox (084)	-	-	-	0	0	0	-	-	-	0	0	0	31
32 Measles (085)	1	-	1	2.1	0	6.4	-	-	-	0	0	0	32
33 Typhus and other rickettsial diseases (100-103, 105-108)	-	-	-	0	0	0	-	-	-	0	0	0	33
34 Rocky Mountain spotted fever (104)	-	-	-	0	0	0	-	-	-	0	0	0	34
35 Malaria (110-117)	-	-	-	0	0	0	-	-	-	0	0	0	35
36 All other diseases classified as infective and parasitic (030-039, 041-044, 049, 052-054, 059-074, 081, 083, 086-096, 120-138)	3	2	1	6.4	6.4	6.4	-	-	-	0	0	0	36
37 Malignant neoplasms, including neoplasms of lymphatic and haematopoietic tissues (140-205)	49	29	20	104.3	92.4	128.2	6	6	-	83.3	84.5	0	37
38 Benign and unspecified neoplasms (210-239)	1	-	1	2.1	0	6.4	-	-	-	0	0	0	38
39 Diabetes mellitus (260)	3	2	1	6.4	6.4	6.4	1	1	-	13.9	14.1	0	39
40 Pellagra (281)	-	-	-	0	0	0	-	-	-	0	0	0	40
41 Anemias (290-293)	-	-	-	0	0	0	-	-	-	0	0	0	41
42 Vascular lesions affecting central nervous system (330-334)	70	29	41	148.9	92.4	262.8	2	2	-	27.8	28.2	0	42
43 Nonmeningococcal meningitis (340)	-	-	-	0	0	0	-	-	-	0	0	0	43
44 Rheumatic fever (400-402)	-	-	-	0	0	0	-	-	-	0	0	0	44
45 Heart diseases (410-443)	126	77	49	268.1	245.2	314.1	23	21	2	319.4	295.8	2000.0	45
46 Hypertension without mention of heart (444-447)	11	4	7	23.4	12.7	44.9	1	1	-	13.9	14.1	0	46
47 Influenza and pneumonia (480-483, 490-493)	22	7	15	46.8	22.3	96.2	5	5	-	69.4	70.4	0	47
48 Bronchitis (500-502)	2	1	1	4.3	3.2	6.4	-	-	-	0	0	0	48
49 Ulcer of stomach and duodenum (540-541)	2	-	2	4.3	0	12.8	-	-	-	0	0	0	49
50 Appendicitis (550-553)	2	1	1	4.3	3.2	6.4	-	-	-	0	0	0	50
51 Intestinal obstruction and hernia (560, 561, 570)	3	1	2	6.4	3.2	12.8	-	-	-	0	0	0	51
52 Gastritis, duodenitis, enteritis and colitis (except diarrhea of the newborn) (543, 571, 572)	4	-	4	8.5	0	25.6	-	-	-	0	0	0	52
53 Cirrhosis of liver (581)	7	5	2	14.9	15.9	12.8	1	1	-	13.9	14.1	0	53
54 Nephritis and nephrosis (590-594)	7	1	6	14.9	3.2	38.5	-	-	-	0	0	0	54
55 Hyperplasia of prostate (610)	1	1	-	2.1	3.2	0	-	-	-	0	0	0	55
56 Complications of pregnancy, childbirth and the puerperium (640-652, 670-689)	1	-	1	2.1	0	6.4	-	-	-	0	0	0	56
57 Congenital malformations (750-759)	9	5	4	19.1	15.9	25.6	1	1	-	13.9	14.1	0	57
58 Birth injuries, postnatal asphyxia and atelactasis (760-762)	12	6	6	25.5	19.1	38.5	2	2	-	27.8	28.2	0	58
59 Infection of the newborn (763-768)	1	1	-	2.1	3.2	0	-	-	-	0	0	0	59
60 Other diseases peculiar to early infancy, and immaturity unqualified (769-776)	12	10	2	25.5	31.8	12.8	3	3	-	41.7	42.3	0	60
61 Senility, without mention of psychosis (794)	-	-	-	0	0	0	-	-	-	0	0	0	61
62 Ill-defined and unknown causes (780-793, 795)	3	1	2	6.4	3.2	12.8	1	1	-	13.9	14.1	0	62
63 Motor vehicle accidents (E810-E835)	11	8	3	23.4	25.5	19.2	2	2	-	27.8	28.2	0	63
64 All other accidents (E800-E802, E840-E962)	21	11	10	44.7	35.0	64.1	4	4	-	55.6	56.3	0	64
65 Suicide (E963, E970, E979)	7	6	1	14.9	19.1	6.4	2	2	-	27.8	28.2	0	65
66 Homicide (E964, E980-E985)	7	1	6	14.9	3.2	38.5	1	1	-	13.9	14.1	0	66
67 All other diseases (residual)	42	27	15	89.4	86.0	96.2	1	1	-	13.9	14.1	0	67

TABLE XIII VITAL STATISTICS, BY COUNTY, BY RACE, GEORGIA, 1960

ITEM	Macon						Madison						
	Number			Rate or Ratio *			Number			Rate or Ratio *			
	Total	White	Non-White	Total	White	Non-White	Total	White	Non-White	Total	White	Non-White	
1 Estimated population	13,200	4,900	8,300				11,200	9,100	2,100				1.
LIVE BIRTHS													
2 Total	347	89	258	26.3	18.2	31.1	239	173	66	21.3	19.0	31.4	2
3 Delivered in hospital	237	86	151	68.3%	96.6%	58.5%	209	172	37	87.4%	99.4%	56.1%	3
4 Delivered in home by physician	3	-	3	0.9%	0%	1.2%	1	-	1	0.4%	0%	1.5%	4
5 Delivered in home by midwife	107	3	104	30.8%	3.4%	40.3%	29	1	28	12.1%	0.6%	42.4%	5
6 Other deliveries	-	-	-	0%	0%	0%	-	-	-	0%	0%	0%	6
7 Immature births	25	4	21	72.0	44.9	81.4	21	8	13	87.9	46.2	197.0	7
8 Live births to un-wed mothers	69	-	69	198.8	0	267.4	15	-	15	62.8	0	227.3	8
FETAL DEATHS													
9 Total	12	2	10	34.6	22.5	38.8	9	3	6	37.7	17.3	90.9	9
10 Under 20 weeks gestation	1	-	1	2.9	0	3.9	6	3	3	25.1	17.3	45.5	10
11 20-27 weeks gestation	7	-	7	20.2	22.5	19.4	-	-	-	0	0	0	11
12 28 weeks and more	3	-	3	8.6	0	11.6	2	-	2	8.4	0	30.3	12
13 Unknown length of gestation	1	-	1	2.9	0	3.9	1	-	1	4.2	0	15.2	13
DEATHS													
14 Total, all ages	161	59	102	219.7	204.1	228.9	122	90	32	1089.3	989.0	1523.8	14
15 Under 1 year	18	-	18	51.9	0	69.8	7	3	4	29.3	17.3	60.6	15
16 Under 28 days	7	-	7	20.2	0	27.1	3	-	3	12.6	0	45.5	16
17 Deaths from immaturity	2	-	2	5.8	0	7.8	1	-	1	4.2	0	15.2	17
18 1-4 years **	4	1	3	-	-	-	3	-	3	-	-	-	18
19 Maternal deaths	2	-	2	57.6	0	77.5	-	-	-	0	0	0	19
CAUSE OF DEATH													
20 Tuberculosis, all forms (001-019)	2	1	1	15.2	20.4	12.0	-	-	-	0	0	0	20
21 Syphilis and its sequelae (020-029)	1	-	1	7.6	0	12.0	-	-	-	0	0	0	21
22 Typhoid fever (040)	-	-	-	0	0	0	-	-	-	0	0	0	22
23 Dysentery, all forms (045-048)	-	-	-	0	0	0	-	-	-	0	0	0	23
24 Scarlet fever (050)	-	-	-	0	0	0	-	-	-	0	0	0	24
25 Streptococcal sore throat (051)	-	-	-	0	0	0	-	-	-	0	0	0	25
26 Diphtheria (055)	2	1	1	15.2	20.4	12.0	-	-	-	0	0	0	26
27 Whooping cough (056)	-	-	-	0	0	0	-	-	-	0	0	0	27
28 Meningococcal infections (057)	-	-	-	0	0	0	1	1	-	8.9	11.0	0	28
29 Acute poliomyelitis (080)	-	-	-	0	0	0	-	-	-	0	0	0	29
30 Acute infectious encephalitis (082)	-	-	-	0	0	0	-	-	-	0	0	0	30
31 Smallpox (084)	-	-	-	0	0	0	-	-	-	0	0	0	31
32 Measles (085)	-	-	-	0	0	0	-	-	-	0	0	0	32
33 Typhus and other rickettsial diseases (100-103, 105-108)	-	-	-	0	0	0	-	-	-	0	0	0	33
34 Rocky Mountain spotted fever (104)	-	-	-	0	0	0	-	-	-	0	0	0	34
35 Malaria (110-117)	-	-	-	0	0	0	-	-	-	0	0	0	35
36 All other diseases classified as infective and parasitic (030-039, 041-044, 049, 052-054, 059-074, 081, 083, 086-096, 120-138)	-	-	-	0	0	0	-	-	-	0	0	0	36
37 Malignant neoplasms, including neoplasms of lymphatic and haematopoietic tissues (140-205)	13	7	6	98.5	142.9	72.3	15	12	3	133.9	131.9	142.9	37
38 Benign and unspecified neoplasms (210-239)	-	-	-	0	0	0	-	-	-	0	0	0	38
39 Diabetes mellitus (260)	1	1	-	7.6	20.4	0	1	1	-	8.9	11.0	0	39
40 Pellagra (281)	-	-	-	0	0	0	-	-	-	0	0	0	40
41 Anemias (290-293)	-	-	-	0	0	0	-	-	-	0	0	0	41
42 Vascular lesions affecting central nervous system (330-334)	31	10	21	234.8	204.1	253.0	19	16	3	169.6	175.8	142.9	42
43 Nonmeningococcal meningitis (340)	-	-	-	0	0	0	-	-	-	0	0	0	43
44 Rheumatic fever (400-402)	-	-	-	0	0	0	-	-	-	0	0	0	44
45 Heart diseases (410-443)	50	18	32	378.8	367.3	385.5	39	30	9	348.2	329.7	428.6	45
46 Hypertension without mention of heart (444-447)	1	-	1	7.6	0	12.0	1	1	-	8.9	11.0	0	46
47 Influenza and pneumonia (480-483, 490-493)	13	6	7	98.5	122.4	84.3	5	3	2	44.6	33.0	95.2	47
48 Bronchitis (500-502)	1	1	-	7.6	20.4	0	1	1	-	8.9	11.0	0	48
49 Ulcer of stomach and duodenum (540-541)	-	-	-	0	0	0	2	1	1	17.9	11.0	47.6	49
50 Appendicitis (550-553)	1	1	-	7.6	20.4	0	-	-	-	0	0	0	50
51 Intestinal obstruction and hernia (560, 561, 570)	1	1	-	7.6	20.4	0	-	-	-	0	0	0	51
52 Gastritis, duodenitis, enteritis and colitis (except diarrhea of the newborn) (543, 571, 572)	4	-	4	30.3	0	48.2	1	1	-	8.9	11.0	0	52
53 Cirrhosis of liver (581)	-	-	-	0	0	0	2	2	-	17.9	22.0	0	53
54 Nephritis and nephrosis (590-594)	3	2	1	22.7	40.8	12.0	1	1	-	8.9	11.0	0	54
55 Hyperplasia of prostate (610)	-	-	-	0	0	0	-	-	-	0	0	0	55
56 Complications of pregnancy, childbirth and the puerperium (640-652, 670-689)	2	-	2	15.2	0	24.1	-	-	-	0	0	0	56
57 Congenital malformations (750-759)	1	-	1	7.6	0	12.0	3	1	2	26.8	11.0	95.2	57
58 Birth injuries, postnatal asphyxia and atelectasis (760-762)	1	-	1	7.6	0	12.0	1	-	1	8.9	0	47.6	58
59 Infection of the newborn (763-768)	1	-	1	7.6	0	12.0	-	-	-	0	0	0	59
60 Other diseases peculiar to early infancy, and immaturity unqualified (769-776)	6	-	6	45.5	0	72.3	1	-	1	8.9	0	47.6	60
61 Senility, without mention of psychosis (794)	1	1	-	7.6	20.4	0	-	-	-	0	0	0	61
62 Ill-defined and unknown causes (780-793, 795)	4	1	3	30.3	20.4	36.1	1	1	-	8.9	11.0	0	62
63 Motor vehicle accidents (E810-E835)	3	-	3	22.7	0	36.1	6	5	1	53.6	54.9	47.6	63
64 All other accidents (E800-E802, E840-E962)	6	3	3	45.5	61.2	36.1	11	6	5	98.2	65.9	238.1	64
65 Suicide (E963, E970, E979)	1	-	1	7.6	20.4	0	1	1	-	8.9	11.0	0	65
66 Homicide (E964, E980-E985)	2	1	1	15.2	20.4	12.0	1	-	1	8.9	0	47.6	66
67 All other diseases (residual)	9	3	6	68.2	61.2	72.3	9	6	3	80.4	65.9	142.9	67

TABLE XIII VITAL STATISTICS, BY COUNTY, BY RACE, GEORGIA, 1960

ITEM	Marion						MaDuffie						
	Number			Rate or Ratio *			Number			Rate or Ratio *			
	Total	White	Non-White	Total	White	Non-White	Total	White	Non-White	Total	White	Non-White	
1 Estimated population	5,500	2,200	3,300				12,700	7,300	5,400				1
LIVE BIRTHS													
2 Total	141	37	104	25.6	16.8	31.5	325	142	183	25.6	19.5	33.9	2
3 Delivered in hospital	44	28	16	31.2%	75.7%	15.4%	290	140	150	89.2%	98.6%	82.0%	3
4 Delivered in home by physician	32	9	23	22.7%	24.3%	22.1%	9	2	7	2.8%	1.4%	3.8%	4
5 Delivered in home by midwife	65	-	65	46.1%	0%	62.5%	26	-	26	8.0%	0%	14.2%	5
6 Other deliveries	-	-	-	0%	0%	0%	-	-	-	0%	0%	0%	6
7 Immature births	11	3	8	78.0	81.1	76.9	32	9	23	98.5	63.4	125.7	7
8 Live births to un-wed mothers	17	1	16	120.6	27.0	153.8	59	2	57	181.5	14.1	311.5	8
FETAL DEATHS													
9 Total	8	2	6	56.7	54.1	57.7	15	7	8	46.2	49.3	43.7	9
10 Under 20 weeks gestation	1	1	-	7.1	27.0	0	7	5	2	21.5	35.2	10.9	10
11 20-27 weeks gestation	-	-	-	0	0	0	2	-	2	6.2	0	10.9	11
12 28 weeks and more	7	1	6	49.6	27.0	57.7	6	2	4	18.5	14.1	21.9	12
13 Unknown length of gestation	-	-	-	0	0	0	-	-	-	0	0	0	13
DEATHS													
14 Total, all ages	45	24	21	818.2	1090.9	636.4	110	60	50	866.1	821.9	925.9	14
15 Under 1 year	5	1	4	35.5	27.0	38.5	7	2	5	21.5	14.1	27.3	15
16 Under 28 days	4	1	3	28.4	27.0	28.8	4	2	2	12.3	14.1	10.9	16
17 Deaths from immaturity	2	-	2	14.2	0	19.2	1	-	1	3.1	0	5.5	17
18 1-4 years **	-	-	-	0	0	0	1	-	1	0	0	0	18
19 Maternal deaths	-	-	-	0	0	0	-	-	-	0	0	0	19
CAUSE OF DEATH													
20 Tuberculosis, all forms (001-019)	-	-	-	0	0	0	-	-	-	0	0	0	20
21 Syphilis and its sequelae (020-029)	-	-	-	0	0	0	-	-	-	0	0	0	21
22 Typhoid fever (040)	-	-	-	0	0	0	-	-	-	0	0	0	22
23 Dysentery, all forms (045-048)	-	-	-	0	0	0	-	-	-	0	0	0	23
24 Scarlet fever (050)	-	-	-	0	0	0	-	-	-	0	0	0	24
25 Streptococcal sore throat (051)	-	-	-	0	0	0	-	-	-	0	0	0	25
26 Diphtheria (055)	-	-	-	0	0	0	-	-	-	0	0	0	26
27 Whooping cough (056)	-	-	-	0	0	0	-	-	-	0	0	0	27
28 Meningococcal infections (057)	-	-	-	0	0	0	1	-	1	7.9	0	18.5	28
29 Acute poliomyelitis (080)	-	-	-	0	0	0	-	-	-	0	0	0	29
30 Acute infectious encephalitis (082)	-	-	-	0	0	0	-	-	-	0	0	0	30
31 Smallpox (084)	-	-	-	0	0	0	-	-	-	0	0	0	31
32 Measles (085)	-	-	-	0	0	0	-	-	-	0	0	0	32
33 Typhus and other rickettsial diseases (100-103, 105-108)	-	-	-	0	0	0	-	-	-	0	0	0	33
34 Rocky Mountain spotted fever (104)	-	-	-	0	0	0	-	-	-	0	0	0	34
35 Malaria (110-117)	-	-	-	0	0	0	-	-	-	0	0	0	35
36 All other diseases classified as infective and parasitic (030-039, 041-044, 049, 052-054, 059-074, 081, 083, 086-096, 120-138)	-	-	-	0	0	0	-	-	-	0	0	0	36
37 Malignant neoplasms, including neoplasms of lymphatic and haematopoietic tissues (140-205)	8	5	3	145.5	227.3	90.9	16	10	6	126.0	137.0	111.1	37
38 Benign and unspecified neoplasms (210-239)	-	-	-	0	0	0	-	-	-	0	0	0	38
39 Diabetes mellitus (260)	-	-	-	0	0	0	-	-	-	0	0	0	39
40 Pellagra (281)	-	-	-	0	0	0	-	-	-	0	0	0	40
41 Anemias (290-293)	-	-	-	0	0	0	-	-	-	0	0	0	41
42 Vascular lesions affecting central nervous system (330-334)	10	6	4	181.8	272.7	121.2	21	6	15	165.4	82.2	277.8	42
43 Nonmeningococcal meningitis (340)	-	-	-	0	0	0	-	-	-	0	0	0	43
44 Rheumatic fever (400-402)	-	-	-	0	0	0	-	-	-	0	0	0	44
45 Heart diseases (410-443)	16	9	7	290.9	409.1	212.1	32	19	13	252.0	260.3	240.7	45
46 Hypertension without mention of heart (444-447)	-	-	-	0	0	0	-	-	-	0	0	0	46
47 Influenza and pneumonia (480-483, 490-493)	2	-	2	36.4	0	60.6	6	2	4	47.2	27.4	74.1	47
48 Bronchitis (500-502)	-	-	-	0	0	0	-	-	-	0	0	0	48
49 Ulcer of stomach and duodenum (540-541)	-	-	-	0	0	0	-	-	-	0	0	0	49
50 Appendicitis (550-553)	-	-	-	0	0	0	-	-	-	0	0	0	50
51 Intestinal obstruction and hernia (560, 561, 570)	-	-	-	0	0	0	1	1	-	7.9	13.7	0	51
52 Gastritis, duodenitis, enteritis and colitis (except diarrhea of the newborn) (543, 571, 572)	-	-	-	0	0	0	-	-	-	0	0	0	52
53 Cirrhosis of liver (581)	-	-	-	0	0	0	1	1	-	7.9	13.7	0	53
54 Nephritis and nephrosis (590-594)	1	-	1	18.2	0	30.3	-	-	-	0	0	0	54
55 Hyperplasia of prostate (610)	-	-	-	0	0	0	1	-	1	7.9	0	18.5	55
56 Complications of pregnancy, childbirth and the puerperium (640-652, 670-689)	-	-	-	0	0	0	-	-	-	0	0	0	56
57 Congenital malformations (750-759)	2	1	1	36.4	45.5	30.3	-	-	-	0	0	0	57
58 Birth injuries, postnatal asphyxia and atelectasis (760-762)	-	-	-	0	0	0	2	2	-	15.7	27.4	0	58
59 Infection of the newborn (763-768)	-	-	-	0	0	0	-	-	-	0	0	0	59
60 Other diseases peculiar to early infancy, and immaturity unqualified (769-776)	2	-	2	36.4	0	60.6	3	-	3	23.6	0	55.6	60
61 Senility, without mention of psychosis (794)	-	-	-	0	0	0	-	-	-	0	0	0	61
62 Ill-defined and unknown causes (780-793, 795)	-	-	-	0	0	0	1	-	1	7.9	0	18.5	62
63 Motor vehicle accidents (E810-E835)	1	1	-	18.2	45.5	0	5	5	-	39.4	68.5	0	63
64 All other accidents (E800-E802, E840-E962)	-	-	-	0	0	0	2	2	-	15.7	27.4	0	64
65 Suicide (E963, E970, E979)	1	1	-	18.2	45.5	0	2	2	-	15.7	27.4	0	65
66 Homicide (E964, E980-E985)	-	-	-	0	0	0	2	1	1	15.7	13.7	18.5	66
67 All other diseases (residual)	2	1	1	36.4	45.5	30.3	14	9	5	110.2	123.3	92.6	67

TABLE XIII VITAL STATISTICS, BY COUNTY, BY RACE, GEORGIA, 1960

ITEM	McDuffie						Marion						
	Number			Rate or Ratio *			Number			Rate or Ratio *			
	Total	White	Non-White	Total	White	Non-White	Total	White	Non-White	Total	White	Non-White	
1 Estimated population	6,400	2,700	3,700				19,700	9,900	9,800				1
LIVE BIRTHS													
2 Total	176	66	110	27.5	24.4	29.7	435	168	267	22.1	17.0	27.2	2
3 Delivered in hospital	89	54	35	50.6%	81.8%	31.8%	238	164	74	54.7%	97.6%	27.7%	3
4 Delivered in home by physician	8	3	5	4.5%	4.5%	4.5%	19	4	15	4.4%	2.4%	5.6%	4
5 Delivered in home by midwife	79	9	70	44.9%	13.6%	63.6%	177	-	177	40.7%	0%	66.3%	5
6 Other deliveries	-	-	-	0%	0%	0%	1	-	1	0.2%	0%	0.4%	6
7 Immature births	10	4	6	56.8	60.6	54.5	35	6	29	80.5	35.7	108.6	7
8 Live births to un-wed mothers	25	-	25	142.0	0	227.3	51	2	49	117.2	11.9	183.5	8
FETAL DEATHS													
9 Total	12	3	9	68.2	45.5	81.8	14	2	12	32.2	11.9	44.9	9
10 Under 20 weeks gestation	1	-	1	5.7	0	9.1	2	-	2	4.6	0	7.5	10
11 20-27 weeks gestation	4	-	4	22.7	0	36.4	2	-	2	4.6	0	7.5	11
12 28 weeks and more	7	3	4	39.8	45.5	36.4	8	1	7	18.4	6.0	26.2	12
13 Unknown length of gestation	-	-	-	0	0	0	2	1	1	4.6	6.0	3.7	13
DEATHS													
14 Total, all ages	65	24	41	1015.6	888.9	1108.1	214	102	112	1086.3	1030.3	1142.9	14
15 Under 1 year	7	2	5	39.8	30.3	45.5	16	3	13	36.8	17.9	48.7	15
16 Under 28 days	3	2	1	17.0	30.3	9.1	8	2	6	18.4	11.9	22.5	16
17 Deaths from immaturity	-	-	-	0	0	0	-	-	-	0	0	0	17
18 1-4 years **	2	1	1	-	-	-	1	1	-	-	-	-	18
19 Maternal deaths	-	-	-	0	0	0	1	-	1	23.0	0	37.5	19
CAUSE OF DEATH													
20 Tuberculosis, all forms (001-019)	-	-	-	0	0	0	-	-	-	0	0	0	20
21 Syphilis and its sequelae (020-029)	-	-	-	0	0	0	-	-	-	0	0	0	21
22 Typhoid fever (040)	-	-	-	0	0	0	-	-	-	0	0	0	22
23 Dysentery, all forms (045-048)	-	-	-	0	0	0	-	-	-	0	0	0	23
24 Scarlet fever (050)	-	-	-	0	0	0	-	-	-	0	0	0	24
25 Streptococcal sore throat (051)	-	-	-	0	0	0	-	-	-	0	0	0	25
26 Diphtheria (055)	-	-	-	0	0	0	-	-	-	0	0	0	26
27 Whooping cough (056)	1	-	1	15.6	0	27.0	-	-	-	0	0	0	27
28 Meningococcal infections (057)	-	-	-	0	0	0	-	-	-	0	0	0	28
29 Acute poliomyelitis (080)	-	-	-	0	0	0	-	-	-	0	0	0	29
30 Acute infectious encephalitis (082)	-	-	-	0	0	0	-	-	-	0	0	0	30
31 Smallpox (084)	-	-	-	0	0	0	-	-	-	0	0	0	31
32 Measles (085)	-	-	-	0	0	0	-	-	-	0	0	0	32
33 Typhus and other rickettsial diseases (100-103, 105-108)	-	-	-	0	0	0	-	-	-	0	0	0	33
34 Rocky Mountain spotted fever (104)	-	-	-	0	0	0	-	-	-	0	0	0	34
35 Malaria (110-117)	-	-	-	0	0	0	-	-	-	0	0	0	35
36 All other diseases classified as infective and parasitic (030-039, 041-044, 049, 052-054, 059-074, 081, 083, 086-096, 120-138)	-	-	-	0	0	0	-	-	-	0	0	0	36
37 Malignant neoplasms, including neoplasms of lymphatic and haemopoietic tissues (140-205)	5	2	3	78.1	74.1	81.1	32	22	10	162.4	222.2	102.0	37
38 Benign and unspecified neoplasms (210-239)	-	-	-	0	0	0	-	-	-	0	0	0	38
39 Diabetes mellitus (260)	-	-	-	0	0	0	-	-	-	0	0	0	39
40 Pellagra (281)	-	-	-	0	0	0	-	-	-	0	0	0	40
41 Anemias (290-293)	-	-	-	0	0	0	-	-	-	0	0	0	41
42 Vascular lesions affecting central nervous system (330-334)	9	1	8	140.6	37.0	216.2	44	18	26	223.4	181.8	265.3	42
43 Nonmeningococcal meningitis (340)	-	-	-	0	0	0	-	-	-	0	0	0	43
44 Rheumatic fever (400-402)	-	-	-	0	0	0	-	-	-	0	0	0	44
45 Heart diseases (410-443)	23	9	14	359.4	333.3	378.4	74	35	39	375.6	353.5	398.0	45
46 Hypertension without mention of heart (444-447)	-	-	-	0	0	0	-	-	-	0	0	0	46
47 Influenza and pneumonia (480-483, 490-493)	7	3	4	109.4	111.1	108.1	11	3	8	55.8	30.3	81.6	47
48 Bronchitis (500-502)	-	-	-	0	0	0	-	-	-	0	0	0	48
49 Ulcer of stomach and duodenum (540-541)	-	-	-	0	0	0	1	1	-	5.1	10.1	0	49
50 Appendicitis (550-553)	-	-	-	0	0	0	1	-	1	5.1	0	10.2	50
51 Intestinal obstruction and hernia (560, 561, 570)	1	1	-	15.6	37.0	0	-	-	-	0	0	0	51
52 Gastritis, duodenitis, enteritis and colitis (except diarrhea of the newborn) (543, 571, 572)	1	-	1	15.6	0	27.0	1	-	1	5.1	0	10.2	52
53 Cirrhosis of liver (581)	-	-	-	0	0	0	4	2	2	20.3	20.2	20.4	53
54 Nephritis and nephrosis (590-594)	-	-	-	0	0	0	5	1	4	25.4	10.1	40.8	54
55 Hyperplasia of prostate (610)	-	-	-	0	0	0	-	-	-	0	0	0	55
56 Complications of pregnancy, childbirth and the puerperium (640-652, 670-689)	-	-	-	0	0	0	1	-	1	5.1	0	10.2	56
57 Congenital malformations (750-759)	1	-	1	15.6	0	27.0	2	-	2	10.2	20.2	0	57
58 Birth injuries, postnatal asphyxia and asfexia (760-762)	2	2	-	31.3	74.1	0	3	-	3	15.2	0	30.6	58
59 Infection of the newborn (763-768)	-	-	-	0	0	0	1	-	1	5.1	0	10.2	59
60 Other diseases peculiar to early infancy, and immaturity unqualified (769-776)	-	-	-	0	0	0	1	-	1	5.1	0	10.2	60
61 Senility, without mention of psychosis (794)	-	-	-	0	0	0	-	-	-	0	0	0	61
62 Ill-defined and unknown causes (780-793, 795)	-	-	-	0	0	0	3	-	3	15.2	0	30.6	62
63 Motor vehicle accidents (E810-E835)	-	-	-	0	0	0	5	1	4	25.4	10.1	40.8	63
64 All other accidents (E800-E802, E840-E962)	7	3	4	109.4	111.1	108.1	5	3	2	25.4	30.3	20.4	64
65 Suicide (E963, E970, E979)	-	-	-	0	0	0	1	1	-	5.1	10.1	0	65
66 Homicide (E964, E980-E985)	3	1	2	46.9	37.0	54.1	3	-	3	15.2	0	30.6	66
67 All other diseases (residual)	5	2	3	78.1	74.1	81.1	16	13	3	81.2	131.3	30.6	67

TABLE XIII VITAL STATISTICS, BY COUNTY, BY RACE, GEORGIA, 1960

ITEM	Miller						Mitchell						
	Number			Rate or Ratio *			Number			Rate or Ratio *			
	Total	White	Non-White	Total	White	Non-White	Total	White	Non-White	Total	White	Non-White	
1 Estimated population	6,800	4,800	2,000				19,600	9,600	10,000				1
LIVE BIRTHS													
2 Total	156	91	65	22.9	19.0	32.5	569	180	389	29.0	18.7	38.9	2
3 Delivered in hospital	138	91	47	88.5%	100.0%	72.3%	459	178	281	80.7%	98.9%	72.2%	3
4 Delivered in home by physician				0%	0%	0%	4	1	3	0.7%	0.6%	0.8%	4
5 Delivered in home by midwife	18		18	11.5%	0%	27.7%	105	1	104	18.5%	0.6%	26.7%	5
6 Other deliveries				0%	0%	0%	1		1	0.2%	0%	0.3%	6
7 Immature births	17	8	9	109.0	87.9	138.5	62	8	54	109.0	44.4	138.8	7
8 Live births to un-wed mothers	17		17	109.0	0	261.5	89	3	86	156.4	16.7	221.1	8
FETAL DEATHS													
9 Total				0	0	0	13	1	12	22.8	5.6	30.8	9
10 Under 20 weeks gestation				0	0	0	3		3	5.3	0	7.7	10
11 20-27 weeks gestation				0	0	0	3		3	5.3	0	7.7	11
12 28 weeks and more				0	0	0	6	1	5	10.5	5.6	12.9	12
13 Unknown length of gestation				0	0	0	1		1	1.8	0	2.6	13
DEATHS													
14 Total, all ages	39	29	10	573.5	604.2	500.0	223	96	127	137.8	1000.0	1270.0	14
15 Under 1 year	6	3	3	38.5	33.0	46.2	30	2	28	52.7	11.1	72.0	15
16 Under 28 days	4	2	2	25.6	22.0	30.8	13	1	12	22.8	5.6	30.8	16
17 Deaths from immaturity	1		1	6.4	0	15.4	3		3	5.3	0	7.7	17
18 1-4 years **	1	1					4	1	3				18
19 Maternal deaths				0	0	0				0	0	0	19
CAUSE OF DEATH													
20 Tuberculosis, all forms (001-019)				0	0	0				0	0	0	20
21 Syphilis and its sequelae (020-029)				0	0	0				0	0	0	21
22 Typhoid fever (040)				0	0	0				0	0	0	22
23 Dysentery, all forms (045-048)				0	0	0				0	0	0	23
24 Scarlet fever (050)				0	0	0	1		1	5.1	0	10.0	24
25 Streptococcal sore throat (051)				0	0	0				0	0	0	25
26 Diphtheria (055)				0	0	0				0	0	0	26
27 Whooping cough (056)				0	0	0				0	0	0	27
28 Meningococcal infections (057)				0	0	0				0	0	0	28
29 Acute poliomyelitis (080)				0	0	0				0	0	0	29
30 Acute infectious encephalitis (082)				0	0	0				0	0	0	30
31 Smallpox (084)				0	0	0				0	0	0	31
32 Measles (085)				0	0	0				0	0	0	32
33 Typhus and other rickettsial diseases (100-103, 105-108)				0	0	0				0	0	0	33
34 Rocky Mountain spotted fever (104)				0	0	0				0	0	0	34
35 Malaria (110-117)				0	0	0				0	0	0	35
36 All other diseases classified as infective and parasitic (030-039, 041-044, 049, 052-054, 059-074, 081, 083, 086-096, 120-138)	2	2		29.4	41.7	0	1		1	5.1	0	10.0	36
37 Malignant neoplasms, including neoplasms of lymphatic and haematopoietic tissues (140-205)	7	6	1	102.9	125.0	50.0	24	14	10	122.4	145.8	100.0	37
38 Benign and unspecified neoplasms (210-239)				0	0	0				0	0	0	38
39 Diabetes mellitus (260)				0	0	0	2		2	10.2	0	20.0	39
40 Pellagra (281)				0	0	0				0	0	0	40
41 Anemias (290-293)				0	0	0				0	0	0	41
42 Vascular lesions affecting central nervous system (330-334)	7	5	2	102.9	104.2	100.0	28	13	15	142.9	135.4	150.0	42
43 Nonmeningococcal meningitis (340)				0	0	0				0	0	0	43
44 Rheumatic fever (400-402)	1	1		14.7	20.8	0				0	0	0	44
45 Heart diseases (410-443)	10	8	2	147.1	166.7	100.0	83	48	35	423.5	500.0	350.0	45
46 Hypertension without mention of heart (444-447)				0	0	0	2		2	10.2	0	20.0	46
47 Influenza and pneumonia (480-483, 490-493)	2	1	1	29.4	20.8	50.0	23	3	20	117.3	31.2	200.0	47
48 Bronchitis (500-502)				0	0	0				0	0	0	48
49 Ulcer of stomach and duodenum (540-541)				0	0	0	1	1		5.1	10.4	0	49
50 Appendicitis (550-553)				0	0	0				0	0	0	50
51 Intestinal obstruction and hernia (560, 561, 570)				0	0	0	1		1	5.1	0	10.0	51
52 Gastritis, duodenitis, enteritis and colitis (except diarrhea of the newborn) (543, 571, 572)				0	0	0	2		2	10.2	0	20.0	52
53 Cirrhosis of liver (581)				0	0	0				0	0	0	53
54 Nephritis and nephrosis (590-594)				0	0	0	1		1	5.1	0	10.0	54
55 Hyperplasia of prostate (610)				0	0	0	2	1	1	10.2	10.4	10.0	55
56 Complications of pregnancy, childbirth and the puerperium (640-652, 670-689)				0	0	0				0	0	0	56
57 Congenital malformations (750-759)	1	1		14.7	20.8	0	2		2	10.2	0	20.0	57
58 Birth injuries, postnatal asphyxia and stultelasis (760-762)	1		1	14.7	0	50.0	6	1	5	30.6	10.4	50.0	58
59 Infection of the newborn (763-768)				0	0	0	2		2	10.2	0	20.0	59
60 Other diseases peculiar to early infancy, and immaturity unqualified (769-776)	1		1	14.7	0	50.0	4		4	20.4	0	40.0	60
61 Senility, without mention of psychosis (794)				0	0	0				0	0	0	61
62 Ill-defined and unknown causes (780-793, 795)				0	0	0	4			0	0	0	62
63 Motor vehicle accidents (E810-E835)	1		1	14.7	0	50.0	3	1	3	20.4	10.4	30.0	63
64 All other accidents (E800-E802, E840-E962)	1	1		14.7	20.8	0	11	3	8	56.1	31.2	80.0	64
65 Suicide (E963, E970, E979)	2	2		29.4	41.7	0	1	1		5.1	10.4	0	65
66 Homicide (E964, E980-E985)				0	0	0	2		2	10.2	0	20.0	66
67 All other diseases (residual)	3	2	1	44.1	41.7	50.0	17	10	7	86.7	104.2	70.0	67

TABLE XIII VITAL STATISTICS, BY COUNTY, BY RACE, GEORGIA, 1960

ITEM	Monroe						Montgomery						
	Number			Rate or Ratio *			Number			Rate or Ratio *			
	Total	White	Non-White	Total	White	Non-White	Total	White	Non-White	Total	White	Non-White	
1 Estimated population	10,500	5,400	5,100				6,200	3,700	2,500				1
LIVE BIRTHS													
2 Total	244	112	132	23.2	20.7	25.9	154	70	84	24.8	18.9	33.6	2
3 Delivered in hospital	185	112	73	75.8%	100.0%	55.3%	84	69	15	54.5%	98.6%	17.9%	3
4 Delivered in home by physician	-	-	-	0%	0%	0%	5	1	4	3.2%	1.4%	4.8%	4
5 Delivered in home by midwife	59	-	59	24.2%	0%	44.7%	65	-	65	42.2%	0%	77.4%	5
6 Other deliveries	-	-	-	0%	0%	0%	-	-	-	0%	0%	0%	6
7 Immature births	19	9	10	77.9	80.4	75.8	16	5	11	103.9	71.4	131.0	7
8 Live births to un-wed mothers	26	-	26	106.6	0	197.0	18	-	18	116.9	0	214.3	8
FETAL DEATHS													
9 Total	17	3	14	69.7	26.8	106.1	4	2	2	26.0	28.6	23.8	9
10 Under 20 weeks gestation	6	-	6	24.6	0	45.5	-	-	-	0	0	0	10
11 20-27 weeks gestation	1	-	1	4.1	0	7.6	1	-	1	6.5	0	11.9	11
12 28 weeks and more	10	3	7	41.0	26.8	53.0	3	2	1	19.5	28.6	11.9	12
13 Unknown length of gestation	-	-	-	0	0	0	-	-	-	0	0	0	13
DEATHS													
14 Total, all ages	116	62	54	104.8	148.1	1058.8	61	36	25	983.9	973.0	1000.0	14
15 Under 1 year	7	2	5	28.7	17.9	37.9	8	1	7	51.9	14.3	83.3	15
16 Under 28 days	5	2	3	20.5	17.9	22.7	6	1	5	39.0	14.3	59.5	16
17 Deaths from immaturity	2	-	2	8.2	0	15.2	4	1	3	26.0	14.3	35.7	17
18 1-4 years**	1	-	1	-	-	-	1	-	1	-	-	-	18
19 Maternal deaths	-	-	-	0	0	0	-	-	-	0	0	0	19
CAUSE OF DEATH													
20 Tuberculosis, all forms (001-019)	1	1	-	9.5	18.5	0	-	-	-	0	0	0	20
21 Syphilis and its sequelae (020-029)	-	-	-	0	0	0	-	-	-	0	0	0	21
22 Typhoid fever (040)	-	-	-	0	0	0	-	-	-	0	0	0	22
23 Dysentery, all forms (045-048)	-	-	-	0	0	0	-	-	-	0	0	0	23
24 Scarlet fever (050)	-	-	-	0	0	0	-	-	-	0	0	0	24
25 Streptococcal sore throat (051)	-	-	-	0	0	0	-	-	-	0	0	0	25
26 Diphtheria (055)	-	-	-	0	0	0	-	-	-	0	0	0	26
27 Whooping cough (056)	-	-	-	0	0	0	-	-	-	0	0	0	27
28 Meningococcal infections (057)	-	-	-	0	0	0	-	-	-	0	0	0	28
29 Acute poliomyelitis (080)	-	-	-	0	0	0	-	-	-	0	0	0	29
30 Acute infectious encephalitis (082)	-	-	-	0	0	0	-	-	-	0	0	0	30
31 Smallpox (084)	-	-	-	0	0	0	-	-	-	0	0	0	31
32 Measles (085)	-	-	-	0	0	0	-	-	-	0	0	0	32
33 Typhus and other rickettsial diseases (100-103, 105-108)	-	-	-	0	0	0	-	-	-	0	0	0	33
34 Rocky Mountain spotted fever (104)	-	-	-	0	0	0	-	-	-	0	0	0	34
35 Malaria (110-117)	-	-	-	0	0	0	-	-	-	0	0	0	35
36 All other diseases classified as infective and parasitic (030-039, 041-044, 049, 052-054, 059-074, 081, 083, 086-096, 120-138)	-	-	-	0	0	0	-	-	-	0	0	0	36
37 Malignant neoplasms, including neoplasms of lymphatic and haematopoietic tissues (140-205)	18	11	7	171.4	203.7	137.3	6	5	1	96.8	135.1	40.0	37
38 Benign and unspecified neoplasms (210-239)	-	-	-	0	0	0	-	-	-	0	0	0	38
39 Diabetes mellitus (260)	2	1	1	19.0	18.5	19.6	1	-	1	16.1	0	40.0	39
40 Pellagra (281)	-	-	-	0	0	0	-	-	-	0	0	0	40
41 Anemias (290-293)	-	-	-	0	0	0	-	-	-	0	0	0	41
42 Vascular lesions affecting central nervous system (330-334)	20	12	8	190.5	222.2	156.9	10	5	5	161.3	135.1	200.0	42
43 Nonmeningococcal meningitis (340)	-	-	-	0	0	0	-	-	-	0	0	0	43
44 Rheumatic fever (400-402)	-	-	-	0	0	0	-	-	-	0	0	0	44
45 Heart diseases (410-443)	43	24	19	409.5	444.4	372.5	18	12	6	290.3	324.3	240.0	45
46 Hypertension without mention of heart (444-447)	-	-	-	0	0	0	2	2	-	32.3	54.1	0	46
47 Influenza and pneumonia (480-483, 490-493)	5	3	2	47.6	55.6	39.2	3	1	2	48.4	27.0	80.0	47
48 Bronchitis (500-502)	-	-	-	0	0	0	-	-	-	0	0	0	48
49 Ulcer of stomach and duodenum (540-541)	1	-	1	9.5	0	19.6	-	-	-	0	0	0	49
50 Appendicitis (550-553)	-	-	-	0	0	0	-	-	-	0	0	0	50
51 Intestinal obstruction and hernia (560, 561, 570)	-	-	-	0	0	0	-	-	-	0	0	0	51
52 Gastritis, duodenitis, enteritis and colitis (except diarrhea of the newborn) (543, 571, 572)	-	-	-	0	0	0	1	-	1	16.1	0	40.0	52
53 Cirrhosis of liver (581)	-	-	-	0	0	0	1	1	-	16.1	27.0	0	53
54 Nephritis and nephrosis (590-594)	-	-	-	0	0	0	1	1	-	16.1	27.0	0	54
55 Hyperplasia of prostate (610)	-	-	-	0	0	0	-	-	-	0	0	0	55
56 Complications of pregnancy, childbirth and the puerperium (640-652, 670-689)	-	-	-	0	0	0	-	-	-	0	0	0	56
57 Congenital malformations (750-759)	-	-	-	0	0	0	-	-	-	0	0	0	57
58 Birth injuries, postnatal asphyxia and electrocution (760-762)	1	1	-	9.5	18.5	0	1	-	1	16.1	0	40.0	58
59 Infection of the newborn (763-768)	1	-	1	9.5	0	19.6	-	-	-	0	0	0	59
60 Other diseases peculiar to early infancy, and immaturity unqualified (769-776)	3	-	3	28.6	0	58.8	4	1	3	64.5	27.0	120.0	60
61 Senility, without mention of psychosis (794)	-	-	-	0	0	0	-	-	-	0	0	0	61
62 Ill-defined and unknown causes (780-793, 795)	2	2	-	19.0	37.0	0	1	-	1	16.1	0	40.0	62
63 Motor vehicle accidents (E810-E835)	4	1	3	38.1	18.5	58.8	4	3	1	64.5	81.1	40.0	63
64 All other accidents (E800-E802, E840-E962)	5	1	4	47.6	18.5	78.4	6	4	2	96.8	108.1	80.0	64
65 Suicide (E963, E970, E979)	-	-	-	0	0	0	-	-	-	0	0	0	65
66 Homicide (E964, E980-E985)	1	-	1	9.5	0	19.6	-	-	-	0	0	0	66
67 All other diseases (residual)	9	5	4	85.7	92.6	78.4	2	1	1	32.3	27.0	40.0	67

TABLE XIII VITAL STATISTICS, BY COUNTY, BY RACE, GEORGIA, 1960

ITEM	Morgan						Murray						
	Number			Rate or Ratio *			Number			Rate or Ratio *			
	Total	White	Non-White	Total	White	Non-White	Total	White	Non-White	Total	White	Non-White	
1 Estimated population	10,200	5,300	4,900				10,500	10,400	100				1
LIVE BIRTHS													
2 Total	260	108	152	25.5	20.4	31.0	179	178	1	17.0	17.1	10.0	2
3 Delivered in hospital	161	107	54	61.9%	99.1%	35.5%	178	177	1	99.4%	99.4%	100.0%	3
4 Delivered in home by physician	7	-	7	2.7%	0%	4.6%	1	1	-	0.6%	0.6%	0%	4
5 Delivered in home by midwife	92	1	91	35.4%	0.9%	59.9%	-	-	-	0%	0%	0%	5
6 Other deliveries	-	-	-	0%	0%	0%	-	-	-	0%	0%	0%	6
7 Immature births	19	5	14	73.1	46.3	92.1	13	13	-	72.6	73.0	0	7
8 Live births to un-wed mothers	45	2	43	173.1	18.5	282.9	5	4	1	27.9	22.5	1000.0	8
FETAL DEATHS													
9 Total	8	3	5	30.8	27.8	32.9	2	2	-	11.2	11.2	0	9
10 Under 20 weeks gestation	2	2	-	7.7	18.5	0	-	-	-	0	0	0	10
11 20-27 weeks gestation	2	1	1	7.7	9.3	6.6	-	-	-	0	0	0	11
12 28 weeks and more	4	-	4	15.4	0	26.3	1	1	-	5.6	5.6	0	12
13 Unknown length of gestation	-	-	-	0	0	0	1	1	-	5.6	5.6	0	13
DEATHS													
14 Total, all ages	101	37	64	990.2	698.1	1306.1	101	100	1	961.9	961.5	1000.0	14
15 Under 1 year	7	3	4	26.9	27.8	26.3	10	10	-	55.9	56.2	0	15
16 Under 28 days	7	3	4	26.9	27.8	26.3	7	7	-	39.1	39.3	0	16
17 Deaths from immaturity	3	1	2	11.5	9.3	13.2	1	1	-	5.6	5.6	0	17
18 1-4 years **	4	1	3	-	-	-	3	3	-	-	-	0	18
19 Maternal deaths	-	-	-	0	0	0	-	-	-	0	0	0	19
CAUSE OF DEATH													
20 Tuberculosis, all forms (001-019)	1	-	1	9.8	0	20.4	1	1	-	9.5	9.6	0	20
21 Syphilis and its sequelae (020-029)	-	-	-	0	0	0	-	-	-	0	0	0	21
22 Typhoid fever (040)	-	-	-	0	0	0	-	-	-	0	0	0	22
23 Dysentery, all forms (045-048)	-	-	-	0	0	0	-	-	-	0	0	0	23
24 Scarlet fever (050)	-	-	-	0	0	0	-	-	-	0	0	0	24
25 Streptococcal sore throat (051)	-	-	-	0	0	0	-	-	-	0	0	0	25
26 Diphtheria (055)	-	-	-	0	0	0	-	-	-	0	0	0	26
27 Whooping cough (056)	-	-	-	0	0	0	-	-	-	0	0	0	27
28 Meningococcal infections (057)	-	-	-	0	0	0	-	-	-	0	0	0	28
29 Acute poliomyelitis (080)	-	-	-	0	0	0	-	-	-	0	0	0	29
30 Acute infectious encephalitis (082)	-	-	-	0	0	0	-	-	-	0	0	0	30
31 Smallpox (084)	-	-	-	0	0	0	-	-	-	0	0	0	31
32 Measles (085)	-	-	-	0	0	0	-	-	-	0	0	0	32
33 Typhus and other tick-bite diseases (100-103, 105-108)	-	-	-	0	0	0	-	-	-	0	0	0	33
34 Rocky Mountain spotted fever (104)	-	-	-	0	0	0	-	-	-	0	0	0	34
35 Malaria (110-117)	-	-	-	0	0	0	-	-	-	0	0	0	35
36 All other diseases classified as infective and parasitic (030-039, 041-044, 049, 052-054, 059-074, 081, 083, 086-096, 120-138)	-	-	-	0	0	0	1	1	-	9.5	9.6	0	36
37 Malignant neoplasms, including neoplasms of lymphatic and hematopoietic tissues (140-205)	8	3	5	78.4	56.6	102.0	11	11	-	104.8	105.8	0	37
38 Benign and unspecified neoplasms (210-239)	-	-	-	0	0	0	-	-	-	0	0	0	38
39 Diabetes mellitus (260)	2	2	2	19.6	0	40.8	2	2	-	19.0	19.2	0	39
40 Pellagra (281)	-	-	-	0	0	0	-	-	-	0	0	0	40
41 Anemias (290-293)	1	1	-	9.8	18.9	0	-	-	-	0	0	0	41
42 Vascular lesions affecting central nervous system (330-334)	27	10	17	264.7	188.7	346.9	14	13	1	133.3	125.0	1000.0	42
43 Nonmeningococcal meningitis (340)	-	-	-	0	0	0	-	-	-	0	0	0	43
44 Rheumatic fever (400-402)	-	-	-	0	0	0	-	-	-	0	0	0	44
45 Heart diseases (410-443)	22	9	13	215.7	169.8	265.3	21	21	-	200.0	201.9	0	45
46 Hypertension without mention of heart (444-447)	2	-	2	19.6	0	40.8	2	2	-	19.0	19.2	0	46
47 Influenza and pneumonia (480-483, 490-493)	4	1	3	39.2	18.9	61.2	12	12	-	114.3	115.4	0	47
48 Bronchitis (500-502)	-	-	-	0	0	0	-	-	-	0	0	0	48
49 Ulcer of stomach and duodenum (540-541)	3	1	2	29.4	18.9	40.8	3	3	-	28.6	28.8	0	49
50 Appendicitis (550-553)	-	-	-	0	0	0	-	-	-	0	0	0	50
51 Intestinal obstruction and hernia (560, 561, 570)	-	-	-	0	0	0	-	-	-	0	0	0	51
52 Gastritis, duodenitis, enteritis and colitis (except diarrhea of the newborn) (543, 571, 572)	1	-	1	9.8	0	20.4	-	-	-	0	0	0	52
53 Cirrhosis of liver (581)	-	-	-	0	0	0	-	-	-	0	0	0	53
54 Nephritis and nephrosis (590-594)	3	2	1	29.4	37.7	20.4	3	3	-	28.6	28.8	0	54
55 Hyperplasia of prostate (610)	-	-	-	0	0	0	-	-	-	0	0	0	55
56 Complications of pregnancy, childbirth and the puerperium (640-652, 670-689)	-	-	-	0	0	0	-	-	-	0	0	0	56
57 Congenital malformations (750-759)	-	-	-	0	0	0	2	2	-	19.0	19.2	0	57
58 Birth injuries, postnatal asphyxia and electrolitis (760-762)	4	2	2	39.2	37.7	40.8	1	1	-	9.5	9.6	0	58
59 Infection of the newborn (763-768)	-	-	-	0	0	0	2	2	-	19.0	19.2	0	59
60 Other diseases peculiar to early infancy, and immaturity unqualified (769-776)	3	1	2	29.4	18.9	40.8	3	3	-	28.6	28.8	0	60
61 Senility, without mention of psychosis (794)	-	-	-	0	0	0	-	-	-	0	0	0	61
62 Ill-defined and unknown causes (780-793, 795)	-	-	-	0	0	0	1	1	-	9.5	9.6	0	62
63 Motor vehicle accidents (E810-E835)	2	1	1	19.6	18.9	20.4	3	3	-	28.6	28.8	0	63
64 All other accidents (E800-E802, E840-E962)	5	1	4	49.0	18.9	81.6	4	4	-	38.1	38.5	0	64
65 Suicide (E963, E970, E979)	2	1	1	19.6	18.9	20.4	2	2	-	19.0	19.2	0	65
66 Homicide (E964, E980-E985)	3	1	2	29.4	18.9	40.8	1	1	-	9.5	9.6	0	66
67 All other diseases (residual)	8	3	5	78.4	56.6	102.0	12	12	-	114.3	115.4	0	67

TABLE XIII VITAL STATISTICS, BY COUNTY, BY RACE, GEORGIA, 1960

ITEM	Macon						Newton						
	Number			Rate or Ratio *			Number			Rate or Ratio *			
	Total	White	Non-White	Total	White	Non-White	Total	White	Non-White	Total	White	Non-White	
1 Estimated population	136,600	101,500	35,100				21,000	13,700	7,300				1
LIVE BIRTHS													
2 Total	4,580	3,452	1,128	33.5	34.0	32.1	501	273	228	23.9	19.9	31.2	2
3 Delivered in hospital	4,519	3,442	1,077	98.7%	99.7%	95.5%	433	273	160	86.4%	100.0%	70.2%	3
4 Delivered in home by physician	35	10	25	0.8%	0.3%	2.2%	3	-	3	0.6%	0%	1.3%	4
5 Delivered in home by midwife	25	-	25	0.5%	0%	2.2%	65	-	65	13.0%	0%	28.5%	5
6 Other deliveries	1	-	1	0.0%	0%	0.1%	-	-	-	0%	0%	0%	6
7 Immature births	393	244	149	85.8	70.7	132.1	48	17	31	95.8	62.3	136.0	7
8 Live births to un-wed mothers	263	53	210	57.4	15.4	186.2	47	4	43	93.8	14.7	188.6	8
FETAL DEATHS													
9 Total	137	80	57	29.9	23.2	50.5	10	5	5	20.0	18.3	21.9	9
10 Under 20 weeks gestation	66	47	19	14.4	13.6	16.8	2	2	-	4.0	7.3	0	10
11 20-27 weeks gestation	16	7	9	3.5	2.0	8.0	1	1	-	2.0	3.7	0	11
12 28 weeks and more	39	18	21	8.5	5.2	18.6	7	2	5	14.0	7.3	21.9	12
13 Unknown length of gestation	16	8	8	3.5	2.3	7.1	-	-	-	0	0	0	13
DEATHS													
14 Total, all ages	1,065	701	364	779.6	690.6	1037.0	238	149	89	133.3	1087.6	1219.2	14
15 Under 1 year	105	66	39	22.9	19.1	34.6	29	13	16	57.9	47.6	70.2	15
16 Under 28 days	74	51	23	16.2	14.8	20.4	19	8	11	37.9	29.3	48.2	16
17 Deaths from immaturity	18	15	3	3.9	4.3	2.7	4	1	3	8.0	3.7	13.2	17
18 1-4 years **	11	8	3	-	-	-	5	1	4	-	-	-	18
19 Maternal deaths	1	-	1	2.2	0	8.9	-	-	-	0	0	0	19
CAUSE OF DEATH													
20 Tuberculosis, all forms (001-019)	7	1	6	5.1	1.0	17.1	1	1	-	4.8	7.3	0	20
21 Syphilis and its sequelae (020-029)	-	-	-	0	0	0	1	-	1	4.8	0	13.7	21
22 Typhoid fever (040)	-	-	-	0	0	0	-	-	-	0	0	0	22
23 Dysentery, all forms (045-048)	1	-	1	0.7	0	2.8	-	-	-	0	0	0	23
24 Scarlet fever (050)	-	-	-	0	0	0	-	-	-	0	0	0	24
25 Streptococcal sore throat (051)	-	-	-	0	0	0	-	-	-	0	0	0	25
26 Diphtheria (055)	-	-	-	0	0	0	-	-	-	0	0	0	26
27 Whooping cough (056)	-	-	-	0	0	0	-	-	-	0	0	0	27
28 Meningococcal infections (057)	3	2	1	2.2	2.0	2.8	-	-	-	0	0	0	28
29 Acute poliomyelitis (080)	-	-	-	0	0	0	-	-	-	0	0	0	29
30 Acute infectious encephalitis (082)	-	-	-	0	0	0	-	-	-	0	0	0	30
31 Smallpox (084)	-	-	-	0	0	0	-	-	-	0	0	0	31
32 Measles (085)	1	-	1	0.7	0	2.8	-	-	-	0	0	0	32
33 Typhus and other rickettsial diseases (100-103, 105-108)	-	-	-	0	0	0	-	-	-	0	0	0	33
34 Rocky Mountain spotted fever (104)	-	-	-	0	0	0	-	-	-	0	0	0	34
35 Malaria (110-117)	-	-	-	0	0	0	-	-	-	0	0	0	35
36 All other diseases classified as infective and parasitic (030-039, 041-044, 049, 052-054, 059-074, 081, 083, 086-096, 120-138)	3	1	2	2.2	1.0	5.7	1	1	-	4.8	7.3	0	36
37 Malignant neoplasms, including neoplasms of lymphatic and haematopoietic tissues (140-205)	136	90	46	99.6	88.7	131.1	24	18	6	114.3	131.4	82.2	37
38 Benign and unspecified neoplasms (210-239)	5	1	4	3.7	1.0	11.4	-	-	-	0	0	0	38
39 Diabetes mellitus (260)	16	12	4	11.7	11.8	11.4	4	2	2	19.0	14.6	27.4	39
40 Pellagra (281)	-	-	-	0	0	0	-	-	-	0	0	0	40
41 Anemias (290-293)	4	3	1	2.9	3.0	2.8	2	2	-	9.5	14.6	0	41
42 Vascular lesions affecting central nervous system (330-334)	146	77	69	106.9	75.9	196.6	50	25	25	238.1	182.5	342.5	42
43 Nonmeningococcal meningitis (340)	3	1	2	2.2	1.0	5.7	1	-	1	4.8	0	13.7	43
44 Rheumatic fever (400-402)	-	-	-	0	0	0	-	-	-	0	0	0	44
45 Heart diseases (410-443)	370	263	107	270.9	259.1	304.8	65	49	16	309.5	357.7	219.2	45
46 Hypertension without mention of heart (444-447)	5	3	2	3.7	3.0	5.7	5	2	3	23.8	14.6	41.1	46
47 Influenza and pneumonia (480-483, 490-493)	43	26	17	31.5	25.6	48.4	9	4	5	42.9	29.2	68.5	47
48 Bronchitis (500-502)	-	-	-	0	0	0	-	-	-	0	0	0	48
49 Ulcer of stomach and duodenum (540-541)	4	2	2	2.9	2.0	5.7	1	-	1	4.8	0	13.7	49
50 Appendicitis (550-553)	-	-	-	0	0	0	-	-	-	0	0	0	50
51 Intestinal obstruction and hernia (560, 561, 570)	2	-	2	1.5	0	5.7	-	-	-	0	0	0	51
52 Gastritis, duodenitis, enteritis and colitis (except diarrhea of the newborn) (543, 571, 572)	4	1	3	2.9	1.0	8.5	1	-	1	4.8	0	13.7	52
53 Cirrhosis of liver (581)	7	7	-	5.1	6.9	0	-	-	-	0	0	0	53
54 Nephritis and nephrosis (590-594)	17	7	10	12.4	6.9	28.5	5	4	1	23.8	29.2	13.7	54
55 Hyperplasia of prostate (610)	4	3	1	2.9	3.0	2.8	-	-	-	0	0	0	55
56 Complications of pregnancy, childbirth and the puerperium (640-652, 670-689)	1	-	1	0.7	0	2.8	-	-	-	0	0	0	56
57 Congenital malformations (750-759)	18	12	6	13.2	11.8	17.1	4	2	2	19.0	14.6	27.4	57
58 Birth injuries, postnatal asphyxia and atelectasis (760-762)	29	16	13	21.2	15.8	37.0	6	4	2	28.6	29.2	27.4	58
59 Infection of the newborn (763-768)	4	2	2	2.9	2.0	5.7	1	-	1	4.8	0	13.7	59
60 Other diseases peculiar to early infancy, and immaturity unqualified (769-776)	33	27	6	24.2	26.6	17.1	8	2	6	38.1	14.6	82.2	60
61 Senility, without mention of psychosis (794)	3	3	-	2.2	3.0	0	-	-	-	0	0	0	61
62 Ill-defined and unknown causes (780-793, 795)	2	1	1	1.5	1.0	2.8	1	-	1	4.8	0	13.7	62
63 Motor vehicle accidents (E810-E835)	17	12	5	12.4	11.8	14.2	7	6	1	33.3	43.8	13.7	63
64 All other accidents (E800-E802, E840-E962)	41	34	7	30.0	33.5	19.9	16	9	7	76.2	65.7	95.9	64
65 Suicide (E963, E970, E979)	18	17	1	13.2	16.7	2.8	1	-	1	4.8	0	13.7	65
66 Homicide (E964, E980-E985)	11	3	8	8.1	3.0	22.8	3	1	2	14.3	7.3	27.4	66
67 All other diseases (residual)	107	74	33	78.3	72.9	94.0	21	17	4	100.0	124.1	54.8	67

TABLE XIII VITAL STATISTICS, BY COUNTY, BY RACE, GEORGIA, 1960

ITEM	Oconee						Oglethorpe					
	Number			Rate or Ratio *			Number			Rate or Ratio *		
	Total	White	Non-White	Total	White	Non-White	Total	White	Non-White	Total	White	Non-White
1 Estimated population	6,300	4,900	1,400				7,800	4,300	3,500			
LIVE BIRTHS												
2 Total	117	78	39	18.6	15.9	27.9	140	49	91	17.9	11.4	26.0
3 Delivered in hospital	103	71	32	88.0%	91.0%	82.1%	120	49	71	85.7%	100.0%	78.0%
4 Delivered in home by physician	1	1	-	0.9%	1.3%	0%	3	-	3	2.1%	0%	3.3%
5 Delivered in home by midwife	13	6	7	11.1%	7.7%	17.9%	16	-	16	11.4%	0%	17.6%
6 Other deliveries	-	-	-	0%	0%	0%	1	-	1	0.7%	0%	1.1%
7 Immature births	8	6	2	68.4	76.9	51.3	18	7	11	128.6	142.9	120.9
8 Live births to un-wed mothers	9	1	8	76.9	12.8	205.1	21	1	20	150.0	20.4	219.8
FETAL DEATHS												
9 Total	4	3	1	34.2	38.5	25.6	9	6	3	64.3	122.4	33.0
10 Under 20 weeks gestation	2	2	-	17.1	25.6	0	6	4	2	42.9	81.6	22.0
11 20-27 weeks gestation	1	-	-	0	0	0	1	1	-	7.1	20.4	0
12 28 weeks and more	1	1	-	8.5	12.8	0	2	1	1	14.3	20.4	11.0
13 Unknown length of gestation	1	-	1	8.5	0	25.6	-	-	-	0	0	0
DEATHS												
14 Total, all ages	63	48	15	1000.0	979.6	1071.4	85	50	35	1089.7	1162.8	1000.0
15 Under 1 year	4	1	3	34.2	12.8	76.9	5	2	3	35.7	40.8	33.0
16 Under 28 days	1	-	1	8.5	0	25.6	2	1	1	14.3	20.4	11.0
17 Deaths from immaturity	1	-	1	8.5	0	25.6	1	1	-	7.1	20.4	0
18 1-4 years **	2	-	2	-	-	-	-	-	-	-	-	-
19 Maternal deaths	-	-	-	0	0	0	-	-	-	0	0	0
CAUSE OF DEATH												
20 Tuberculosis, all forms (001-019)	-	-	-	0	0	0	-	-	-	0	0	0
21 Syphilis and its sequelae (020-029)	-	-	-	0	0	0	-	-	-	0	0	0
22 Typhoid fever (040)	-	-	-	0	0	0	-	-	-	0	0	0
23 Dysentery, all forms (045-048)	-	-	-	0	0	0	-	-	-	0	0	0
24 Scarlet fever (050)	-	-	-	0	0	0	-	-	-	0	0	0
25 Streptococcal sore throat (051)	-	-	-	0	0	0	-	-	-	0	0	0
26 Diphtheria (055)	-	-	-	0	0	0	-	-	-	0	0	0
27 Whooping cough (056)	-	-	-	0	0	0	-	-	-	0	0	0
28 Meningococcal infections (057)	-	-	-	0	0	0	-	-	-	0	0	0
29 Acute poliomyelitis (080)	-	-	-	0	0	0	-	-	-	0	0	0
30 Acute infectious encephalitis (082)	-	-	-	0	0	0	-	-	-	0	0	0
31 Smallpox (084)	-	-	-	0	0	0	-	-	-	0	0	0
32 Measles (085)	-	-	-	0	0	0	-	-	-	0	0	0
33 Typhus and other rickettsial diseases (100-103, 105-108)	-	-	-	0	0	0	-	-	-	0	0	0
34 Rocky Mountain spotted fever (104)	-	-	-	0	0	0	-	-	-	0	0	0
35 Malaria (110-117)	-	-	-	0	0	0	-	-	-	0	0	0
36 All other diseases classified as infective and parasitic (030-039, 041-044, 049, 052-054, 059-074, 081, 083, 086-096, 120-138)	1	1	-	15.9	20.4	0	-	-	-	0	0	0
37 Malignant neoplasms, including neoplasms of lymphatic and haemopoietic tissues (140-205)	7	4	3	111.1	81.6	214.3	17	13	4	217.9	302.3	114.3
38 Benign and unspecified neoplasms (210-239)	-	-	-	0	0	0	-	-	-	0	0	0
39 Diabetes mellitus (260)	-	-	-	0	0	0	-	-	-	0	0	0
40 Pellagra (281)	-	-	-	0	0	0	-	-	-	0	0	0
41 Anemias (290-293)	-	-	-	0	0	0	-	-	-	0	0	0
42 Vascular lesions affecting central nervous system (330-334)	-	-	-	0	0	0	-	-	-	0	0	0
43 Nonmeningococcal meningitis (340)	12	11	1	190.5	224.5	71.4	9	4	5	115.4	93.0	142.9
44 Rheumatic fever (400-402)	1	1	-	15.9	20.4	0	-	-	-	0	0	0
45 Heart diseases (410-443)	19	15	4	301.6	306.1	285.7	25	18	7	320.5	418.6	200.0
46 Hypertension without mention of heart (444-447)	-	-	-	0	0	0	1	-	1	12.8	0	28.6
47 Influenza and pneumonia (480-483, 490-493)	2	1	1	31.7	20.4	71.4	-	-	-	0	0	0
48 Bronchitis (500-502)	-	-	-	0	0	0	-	-	-	0	0	0
49 Ulcer of stomach and duodenum (540-541)	1	1	-	15.9	20.4	0	1	1	-	12.8	23.3	0
50 Appendicitis (550-553)	-	-	-	0	0	0	-	-	-	0	0	0
51 Intestinal obstruction and hernia (560, 561, 570)	-	-	-	0	0	0	-	-	-	0	0	0
52 Gastritis, duodenitis, enteritis and colitis (except diarrhea of the newborn) (543, 571, 572)	-	-	-	0	0	0	-	-	-	0	0	0
53 Cirrhosis of liver (581)	-	-	-	0	0	0	-	-	-	0	0	0
54 Nephritis and nephrosis (590-594)	-	-	-	0	0	0	2	-	2	25.6	0	57.1
55 Hyperplasia of prostate (610)	1	1	-	15.9	20.4	0	-	-	-	0	0	0
56 Complications of pregnancy, childbirth and the puerperium (640-652, 670-689)	-	-	-	0	0	0	-	-	-	0	0	0
57 Congenital malformations (750-759)	2	2	-	31.7	40.8	0	2	2	-	25.6	46.5	0
58 Birth injuries, postnatal asphyxia and atelectasis (760-762)	-	-	-	0	0	0	1	-	1	12.8	0	28.6
59 Infection of the newborn (763-768)	-	-	-	0	0	0	-	-	-	0	0	0
60 Other diseases peculiar to early infancy, and immaturity unqualified (769-776)	1	-	1	15.9	0	71.4	1	1	-	12.8	23.3	0
61 Senility, without mention of psychosis (794)	-	-	-	0	0	0	1	-	1	12.8	0	28.6
62 Ill-defined and unknown causes (780-793, 795)	2	1	1	31.7	20.4	71.4	7	2	5	89.7	46.5	142.9
63 Motor vehicle accidents (E810-E835)	3	3	-	47.6	61.2	0	5	2	3	64.1	46.5	85.7
64 All other accidents (E800-E802, E840-E962)	4	1	3	63.5	20.4	214.3	5	3	2	64.1	69.8	57.1
65 Suicide (E963, E970, E979)	-	-	-	0	0	0	1	-	1	12.8	23.3	0
66 Homicide (E964, E980-E985)	2	2	-	31.7	40.8	0	1	-	1	12.8	0	28.6
67 All other diseases (residual)	8	4	1	79.4	81.6	71.4	6	3	3	76.9	69.8	85.7

TABLE XIII VITAL STATISTICS, BY COUNTY, BY RACE, GEORGIA, 1960

ITEM	Building						Peach						
	Number			Rate or Ratio *			Number			Rate or Ratio *			
	Total	White	Non-White	Total	White	Non-White	Total	White	Non-White	Total	White	Non-White	
1 Estimated population	13,100	11,900	1,200				13,900	5,700	8,200				1
LIVE BIRTHS													
2 Total	294	249	45	22.4	20.9	37.5	435	153	282	31.3	26.8	34.4	2
3 Delivered in hospital	291	247	44	99.0%	99.2%	97.8%	334	151	183	76.8%	98.7%	64.9%	3
4 Delivered in home by physician	3	2	1	1.0%	0.8%	2.2%	10	1	9	2.3%	0.7%	3.2%	4
5 Delivered in home by midwife	-	-	-	0%	0%	0%	91	1	90	20.9%	0.7%	31.9%	5
6 Other deliveries	-	-	-	0%	0%	0%	-	-	-	0%	0%	0%	6
7 Immature births	21	18	3	71.4	72.3	66.7	54	13	41	124.1	85.0	145.4	7
8 Live births to un-wed mothers	8	3	5	27.2	12.0	111.1	42	1	41	96.6	6.5	145.4	8
FETAL DEATHS													
9 Total	8	7	1	27.2	28.1	22.2	7	1	6	16.1	6.5	21.3	9
10 Under 20 weeks gestation	1	1	-	3.4	4.0	0	-	-	-	0	0	0	10
11 20-27 weeks gestation	2	2	-	6.8	8.0	0	1	-	1	2.3	0	3.5	11
12 28 weeks and more	5	4	1	17.0	16.1	22.2	6	1	5	13.8	6.5	17.7	12
13 Unknown length of gestation	-	-	-	0	0	0	-	-	-	0	0	0	13
DEATHS													
14 Total, all ages	120	108	12	916.0	907.6	1000.0	130	50	80	935.3	877.2	975.6	14
15 Under 1 year	7	6	1	23.8	24.1	22.2	25	5	20	57.5	32.7	70.9	15
16 Under 28 days	5	5	-	17.0	20.1	0	13	5	8	29.9	32.7	28.4	16
17 Deaths from immaturity	-	-	-	0	0	0	9	1	8	20.7	6.5	28.4	17
18 1-4 years **	1	1	-	-	-	-	2	-	2	-	-	-	18
19 Maternal deaths	-	-	-	0	0	0	-	-	-	0	0	0	19
CAUSE OF DEATH													
20 Tuberculosis, all forms (001-019)	-	-	-	0	0	0	-	-	-	0	0	0	20
21 Syphilis and its sequelae (020-029)	-	-	-	0	0	0	2	-	2	14.4	0	24.4	21
22 Typhoid fever (040)	-	-	-	0	0	0	-	-	-	0	0	0	22
23 Dysentery, all forms (045-048)	-	-	-	0	0	0	-	-	-	0	0	0	23
24 Scarlet fever (050)	-	-	-	0	0	0	-	-	-	0	0	0	24
25 Streptococcal sore throat (051)	-	-	-	0	0	0	-	-	-	0	0	0	25
26 Diphtheria (055)	-	-	-	0	0	0	-	-	-	0	0	0	26
27 Whooping cough (056)	-	-	-	0	0	0	-	-	-	0	0	0	27
28 Meningococcal infections (057)	-	-	-	0	0	0	-	-	-	0	0	0	28
29 Acute poliomyelitis (080)	-	-	-	0	0	0	-	-	-	0	0	0	29
30 Acute infectious encephalitis (082)	-	-	-	0	0	0	-	-	-	0	0	0	30
31 Smallpox (084)	-	-	-	0	0	0	-	-	-	0	0	0	31
32 Measles (085)	-	-	-	0	0	0	-	-	-	0	0	0	32
33 Typhus and other rickettsial diseases (100-103, 105-108)	-	-	-	0	0	0	-	-	-	0	0	0	33
34 Rocky Mountain spotted fever (104)	-	-	-	0	0	0	-	-	-	0	0	0	34
35 Malaria (110-117)	-	-	-	0	0	0	-	-	-	0	0	0	35
36 All other diseases classified as infective and parasitic (030-039, 041-044, 049, 052-054, 059-074, 081, 083, 086-096, 120-138)	-	-	-	0	0	0	2	-	2	14.4	0	24.4	36
37 Malignant neoplasms, including neoplasms of lymphatic and haematopoietic tissues (140-205)	12	12	-	91.6	100.8	0	11	6	5	79.1	105.3	61.0	37
38 Benign and unspecified neoplasms (210-239)	1	1	-	7.6	8.4	0	-	-	-	0	0	0	38
39 Diabetes mellitus (260)	1	1	-	7.6	8.4	0	5	2	3	36.0	35.1	36.6	39
40 Pellagra (281)	-	-	-	0	0	0	-	-	-	0	0	0	40
41 Anemias (290-293)	-	-	-	0	0	0	-	-	-	0	0	0	41
42 Vascular lesions affecting central nervous system (330-334)	31	23	8	236.6	193.3	666.7	19	13	6	136.7	228.1	73.2	42
43 Nonmeningococcal meningitis (340)	-	-	-	0	0	0	-	-	-	0	0	0	43
44 Rheumatic fever (400-402)	-	-	-	0	0	0	-	-	-	0	0	0	44
45 Heart diseases (410-443)	35	33	2	267.2	277.3	166.7	50	18	32	359.7	315.8	390.2	45
46 Hypertension without mention of heart (444-447)	1	1	-	7.6	8.4	0	-	-	-	0	0	0	46
47 Influenza and pneumonia (480-483, 490-493)	3	3	-	22.9	25.2	0	6	1	5	43.2	17.5	61.0	47
48 Bronchitis (500-502)	-	-	-	0	0	0	-	-	-	0	0	0	48
49 Ulcer of stomach and duodenum (540-541)	-	-	-	0	0	0	-	-	-	0	0	0	49
50 Appendicitis (550-553)	-	-	-	0	0	0	-	-	-	0	0	0	50
51 Intestinal obstruction and hernia (560, 561, 570)	-	-	-	0	0	0	-	-	-	0	0	0	51
52 Gastritis, duodenitis, enteritis and colitis (except diarrhea of the newborn) (543, 571, 572)	1	1	-	7.6	8.4	0	4	-	4	28.8	0	48.8	52
53 Cirrhosis of liver (581)	2	2	-	15.3	16.8	0	-	-	-	0	0	0	53
54 Nephritis and nephrosis (590-594)	2	2	-	15.3	16.8	0	1	-	1	7.2	0	12.2	54
55 Hyperplasia of prostate (610)	-	-	-	0	0	0	-	-	-	0	0	0	55
56 Complications of pregnancy, childbirth and the puerperium (640-652, 670-689)	1	-	-	0	0	0	-	-	-	0	0	0	56
57 Congenital malformations (750-759)	1	1	-	7.6	8.4	0	1	-	1	7.2	0	12.2	57
58 Birth injuries, postnatal asphyxia and atelectasis (760-762)	2	2	-	15.3	16.8	0	1	-	1	7.2	0	12.2	58
59 Infection of the newborn (763-768)	-	-	-	0	0	0	1	-	1	7.2	0	12.2	59
60 Other diseases peculiar to early infancy, and immaturity unqualified (769-776)	3	3	-	22.9	25.2	0	14	4	10	100.7	70.2	122.0	60
61 Senility, without mention of psychosis (794)	-	-	-	0	0	0	-	-	-	0	0	0	61
62 Ill-defined and unknown causes (780-793, 795)	-	-	-	0	0	0	2	1	1	14.4	17.5	12.2	62
63 Motor vehicle accidents (E810-E835)	9	8	1	68.7	67.2	83.3	2	1	1	14.4	17.5	12.2	63
64 All other accidents (E800-E802, E840-E962)	4	3	1	30.5	25.2	83.3	1	1	-	7.2	17.5	0	64
65 Suicide (E963, E970, E979)	1	1	-	7.6	8.4	0	1	1	-	7.2	17.5	0	65
66 Homicide (E964, E980-E985)	1	1	-	7.6	8.4	0	3	1	2	21.6	17.5	24.4	66
67 All other diseases (residual)	10	10	-	76.3	84.0	0	4	1	3	28.8	17.5	36.6	67

TABLE XIII VITAL STATISTICS, BY COUNTY, BY RACE, GEORGIA, 1960

ITEM	Pickens						Pierce						
	Number			Rate or Ratio *			Number			Rate or Ratio *			
	Total	White	Non-White	Total	White	Non-White	Total	White	Non-White	Total	White	Non-White	
1 Estimated population	8,900	8,500	400				9,600	7,500	2,100				1
LIVE BIRTHS													
2 Total	223	215	8	25.1	25.3	20.0	190	138	52	19.8	18.4	24.8	2
3 Delivered in hospital	222	215	7	99.6%	100.0%	87.5%	161	135	26	84.7%	97.8%	50.0%	3
4 Delivered in home by physician	1	-	1	0.4%	0%	12.5%	1	-	1	0.5%	0%	1.9%	4
5 Delivered in home by midwife	-	-	-	0%	0%	0%	28	3	25	14.7%	2.2%	48.1%	5
6 Other deliveries	-	-	-	0%	0%	0%	-	-	-	0%	0%	0%	6
7 Immature births	17	16	1	76.2	74.4	125.0	16	9	7	84.2	65.2	134.6	7
8 Live births to un-wed mothers	3	1	2	13.5	4.7	250.0	12	1	11	63.2	7.2	211.5	8
FETAL DEATHS													
9 Total	3	2	1	13.5	9.3	125.0	10	2	8	52.6	14.5	153.8	9
10 Under 20 weeks gestation	-	-	-	0	0	0	2	1	1	10.5	7.2	19.2	10
11 20-27 weeks gestation	1	-	1	4.5	0	125.0	1	-	1	5.3	0	19.2	11
12 28 weeks and more	2	2	-	9.0	9.3	0	6	1	5	31.6	7.2	96.2	12
13 Unknown length of gestation	-	-	-	0	0	0	1	-	1	5.3	0	19.2	13
DEATHS													
14 Total, all ages	86	80	6	966.3	941.2	1500.0	82	56	26	854.2	746.7	1238.1	14
15 Under 1 year	7	7	-	31.4	32.6	0	7	3	4	36.8	21.7	76.9	15
16 Under 28 days	5	5	-	22.4	23.3	0	6	3	3	31.6	21.7	57.7	16
17 Deaths from immaturity	4	4	-	17.9	18.6	0	-	-	-	0	0	0	17
18 1-4 years **	1	-	1	-	-	-	1	1	-	-	-	-	18
19 Maternal deaths	-	-	-	0	0	0	-	-	-	0	0	0	19
CAUSE OF DEATH													
20 Tuberculosis, all forms (001-019)	-	-	-	0	0	0	-	-	-	0	0	0	20
21 Syphilis and its sequelae (020-029)	-	-	-	0	0	0	-	-	-	0	0	0	21
22 Typhoid fever (040)	-	-	-	0	0	0	-	-	-	0	0	0	22
23 Dysentery, all forms (045-048)	-	-	-	0	0	0	-	-	-	0	0	0	23
24 Scarlet fever (050)	-	-	-	0	0	0	-	-	-	0	0	0	24
25 Streptococcal sore throat (051)	-	-	-	0	0	0	-	-	-	0	0	0	25
26 Diphtheria (055)	-	-	-	0	0	0	-	-	-	0	0	0	26
27 Whooping cough (056)	-	-	-	0	0	0	-	-	-	0	0	0	27
28 Meningococcal infections (057)	-	-	-	0	0	0	-	-	-	0	0	0	28
29 Acute poliomyelitis (080)	-	-	-	0	0	0	-	-	-	0	0	0	29
30 Acute infectious encephalitis (082)	-	-	-	0	0	0	-	-	-	0	0	0	30
31 Smallpox (084)	-	-	-	0	0	0	-	-	-	0	0	0	31
32 Measles (085)	-	-	-	0	0	0	-	-	-	0	0	0	32
33 Typhus and other rickettsial diseases (100-103, 105-108)	-	-	-	0	0	0	-	-	-	0	0	0	33
34 Rocky Mountain spotted fever (104)	-	-	-	0	0	0	-	-	-	0	0	0	34
35 Malaria (110-117)	-	-	-	0	0	0	-	-	-	0	0	0	35
36 All other diseases classified as infective and parasitic (030-039, 041-044, 049, 052-054, 059-074, 081, 083, 086-096, 120-138)	-	-	-	0	0	0	-	-	-	0	0	0	36
37 Malignant neoplasms, including neoplasms of lymphatic and haemopoietic tissues (140-205)	12	10	2	134.8	117.6	500.0	7	6	1	72.9	80.0	47.6	37
38 Benign and unspecified neoplasms (210-239)	1	1	-	11.2	11.8	0	-	-	-	0	0	0	38
39 Diabetes mellitus (260)	2	2	-	22.5	23.5	0	-	-	-	0	0	0	39
40 Pellagra (281)	-	-	-	0	0	0	-	-	-	0	0	0	40
41 Anemias (290-293)	-	-	-	0	0	0	-	-	-	0	0	0	41
42 Vascular lesions affecting central nervous system (330-334)	10	10	-	112.4	117.6	0	7	4	3	72.9	53.3	142.9	42
43 Nonmeningococcal meningitis (340)	-	-	-	0	0	0	-	-	-	0	0	0	43
44 Rheumatic fever (400-402)	-	-	-	0	0	0	-	-	-	0	0	0	44
45 Heart diseases (410-443)	21	19	2	236.0	223.5	500.0	28	20	8	291.7	266.7	381.0	45
46 Hypertension without mention of heart (444-447)	-	-	-	0	0	0	3	2	1	31.2	26.7	47.6	46
47 Influenza and pneumonia (480-483, 490-493)	6	6	-	67.4	70.6	0	6	5	1	62.5	66.7	47.6	47
48 Bronchitis (500-502)	-	-	-	0	0	0	1	-	1	10.4	0	47.6	48
49 Ulcer of stomach and duodenum (540-541)	-	-	-	0	0	0	-	-	-	0	0	0	49
50 Appendicitis (550-553)	-	-	-	0	0	0	-	-	-	0	0	0	50
51 Intestinal obstruction and hernia (560, 561, 570)	2	2	-	22.5	23.5	0	-	-	-	0	0	0	51
52 Gastritis, duodenitis, enteritis and colitis (except diarrhea of the newborn) (543, 571, 572)	-	-	-	0	0	0	2	1	1	20.8	13.3	47.6	52
53 Cirrhosis of liver (581)	2	2	-	22.5	23.5	0	-	-	-	0	0	0	53
54 Nephritis and nephrosis (590-594)	-	-	-	0	0	0	1	1	-	10.4	13.3	0	54
55 Hyperplasia of prostate (610)	-	-	-	0	0	0	1	1	-	10.4	13.3	0	55
56 Complications of pregnancy, childbirth and the puerperium (640-652, 670-689)	-	-	-	0	0	0	-	-	-	0	0	0	56
57 Congenital malformations (750-759)	2	2	-	22.5	23.5	0	2	2	-	20.8	26.7	0	57
58 Birth injuries, postnatal asphyxia and asflectosis (760-762)	-	-	-	0	0	0	3	2	1	31.2	26.7	47.6	58
59 Infection of the newborn (763-768)	-	-	-	0	0	0	-	-	-	0	0	0	59
60 Other diseases peculiar to early infancy, and immaturity unqualified (769-776)	5	5	-	56.2	58.8	0	1	-	1	10.4	0	47.6	60
61 Senility, without mention of psychosis (794)	1	1	-	11.2	11.8	0	-	-	-	0	0	0	61
62 Ill-defined and unknown causes (780-793, 795)	1	1	-	11.2	11.8	0	2	1	1	20.8	13.3	47.6	62
63 Motor vehicle accidents (E810-E835)	4	4	-	44.9	47.1	0	4	4	-	41.7	53.3	0	63
64 All other accidents (E800-E802, E840-E962)	4	4	-	44.9	47.1	0	5	3	2	52.1	40.0	95.2	64
65 Suicide (E963, E970, E979)	1	1	-	11.2	11.8	0	-	-	-	0	0	0	65
66 Homicide (E964, E980-E985)	3	2	1	33.7	23.5	250.0	1	1	-	10.4	13.3	0	66
67 All other diseases (residual)	9	8	1	101.1	94.1	250.0	8	3	5	83.3	40.0	238.1	67

TABLE XIII VITAL STATISTICS, BY COUNTY, BY RACE, GEORGIA, 1960

ITEM	Ft. Lee						Polk						
	Number			Rate or Ratio *			Number			Rate or Ratio *			
	Total	White	Non-White	Total	White	Non-White	Total	White	Non-White	Total	White	Non-White	
1 Estimated population	7,100	3,900	3,200				27,900	23,500	4,400				1
LIVE BIRTHS													
2 Total	184	69	115	25.9	17.7	35.9	642	509	133	23.0	21.7	30.2	2
3 Delivered in hospital	104	64	40	56.5%	92.8%	34.8%	620	506	114	96.6%	99.4%	85.7%	3
4 Delivered in home by physician	8	3	5	4.3%	4.3%	4.3%	2	-	2	0.3%	0%	1.5%	4
5 Delivered in home by midwife	72	2	70	39.1%	2.9%	60.9%	19	2	17	3.0%	0.4%	12.8%	5
6 Other deliveries	-	-	-	0%	0%	0%	1	1	-	0.2%	0.2%	0%	6
7 Immature births	16	2	14	87.0	29.0	121.7	57	35	22	88.8	68.8	165.4	7
8 Live births to un-wed mothers	40	3	37	217.4	43.5	321.7	46	8	38	71.7	15.7	285.7	8
FETAL DEATHS													
9 Total	18	3	15	97.8	43.5	130.4	9	8	1	14.0	15.7	7.5	9
10 Under 20 weeks gestation	7	1	6	38.0	14.5	52.2	2	2	-	3.1	3.9	0	10
11 20-27 weeks gestation	6	1	5	32.6	14.5	43.5	2	2	-	3.1	3.9	0	11
12 28 weeks and more	5	1	4	27.2	14.5	34.8	4	3	1	6.2	5.9	7.5	12
13 Unknown length of gestation	-	-	-	0	0	0	1	1	-	1.6	2.0	0	13
DEATHS													
14 Total, all ages	80	48	32	126.8	230.8	1000.0	267	197	70	957.0	838.3	1590.9	14
15 Under 1 year	7	2	5	38.0	29.0	43.5	19	12	7	29.6	23.6	52.6	15
16 Under 28 days	6	2	4	32.6	29.0	34.8	11	6	5	17.1	11.8	37.6	16
17 Deaths from immaturity	1	-	1	5.4	0	8.7	7	3	4	10.9	5.9	30.1	17
18 1-4 years **	2	-	2	-	-	-	6	3	3	-	-	-	18
19 Maternal deaths	-	-	-	0	0	0	2	1	1	31.2	19.6	75.2	19
CAUSE OF DEATH													
20 Tuberculosis, all forms (001-019)	1	1	-	14.1	25.6	0	5	5	-	17.9	21.3	0	20
21 Syphilis and its sequelae (020-029)	-	-	-	0	0	0	-	-	-	0	0	0	21
22 Typhoid fever (040)	-	-	-	0	0	0	-	-	-	0	0	0	22
23 Dysentery, all forms (045-048)	-	-	-	0	0	0	-	-	-	0	0	0	23
24 Scarlet fever (050)	-	-	-	0	0	0	-	-	-	0	0	0	24
25 Streptococcal sore throat (051)	-	-	-	0	0	0	-	-	-	0	0	0	25
26 Diphtheria (055)	-	-	-	0	0	0	-	-	-	0	0	0	26
27 Whooping cough (056)	-	-	-	0	0	0	-	-	-	0	0	0	27
28 Meningococcal infections (057)	-	-	-	0	0	0	1	-	1	3.6	0	22.7	28
29 Acute poliomyelitis (080)	-	-	-	0	0	0	-	-	-	0	0	0	29
30 Acute infectious encephalitis (082)	-	-	-	0	0	0	-	-	-	0	0	0	30
31 Smallpox (084)	-	-	-	0	0	0	-	-	-	0	0	0	31
32 Measles (085)	-	-	-	0	0	0	-	-	-	0	0	0	32
33 Typhus and other rickettsial diseases (100-103, 105-108)	-	-	-	0	0	0	-	-	-	0	0	0	33
34 Rocky Mountain spotted fever (104)	-	-	-	0	0	0	-	-	-	0	0	0	34
35 Malaria (110-117)	-	-	-	0	0	0	-	-	-	0	0	0	35
36 All other diseases classified as infective and parasitic (030-039, 041-044, 049, 052-054, 059-074, 081, 083, 085-096, 120-138)	-	-	-	0	0	0	2	1	1	7.2	4.3	22.7	36
37 Malignant neoplasms, including neoplasms of lymphatic and haematopoietic tissues (140-205)	4	4	-	56.3	102.6	0	34	27	7	121.9	114.9	159.1	37
38 Benign and unspecified neoplasms (210-239)	-	-	-	0	0	0	1	1	-	3.6	4.3	0	38
39 Diabetes mellitus (260)	1	1	-	14.1	25.6	0	3	1	2	10.8	4.3	45.5	39
40 Pellagra (281)	-	-	-	0	0	0	-	-	-	0	0	0	40
41 Anemias (290-293)	2	1	1	28.2	25.6	31.3	1	1	-	3.6	4.3	0	41
42 Vascular lesions affecting central nervous system (330-334)	11	4	7	154.9	102.6	218.8	28	15	13	100.4	63.8	295.5	42
43 Nonmeningococcal meningitis (340)	-	-	-	0	0	0	-	-	-	0	0	0	43
44 Rheumatic fever (400-402)	-	-	-	0	0	0	-	-	-	0	0	0	44
45 Heart diseases (410-443)	31	22	9	436.6	564.1	281.3	94	72	22	336.9	306.4	500.0	45
46 Hypertension without mention of heart (444-447)	1	-	1	14.1	0	31.3	3	3	-	10.8	12.8	0	46
47 Influenza and pneumonia (480-483, 490-493)	8	4	4	112.7	102.6	125.0	15	10	5	53.8	42.6	113.6	47
48 Bronchitis (500-502)	-	-	-	0	0	0	1	1	-	3.6	4.3	0	48
49 Ulcer of stomach and duodenum (540-541)	-	-	-	0	0	0	4	4	-	14.3	17.0	0	49
50 Appendicitis (550-553)	-	-	-	0	0	0	-	-	-	0	0	0	50
51 Intestinal obstruction and hernia (560, 561, 570)	-	-	-	0	0	0	3	2	1	10.8	8.5	22.7	51
52 Gastritis, duodenitis, enteritis and colitis (except diarrhea of the newborn) (543, 571, 572)	-	-	-	0	0	0	2	1	1	7.2	4.3	22.7	52
53 Cirrhosis of liver (581)	4	-	-	0	0	0	2	2	-	7.2	8.5	0	53
54 Nephritis and nephrosis (590-594)	6	4	2	84.5	102.6	62.5	8	4	4	28.7	17.0	90.9	54
55 Hyperplasia of prostate (610)	1	1	-	14.1	25.6	0	-	-	-	0	0	0	55
56 Complications of pregnancy, childbirth and the puerperium (640-652, 670-689)	-	-	-	0	0	0	2	1	1	7.2	4.3	22.7	56
57 Congenital malformations (750-759)	-	-	-	0	0	0	3	3	-	10.8	12.8	0	57
58 Birth injuries, postnatal asphyxia and asflectosis (760-762)	2	1	1	28.2	25.6	31.3	1	-	1	3.6	0	22.7	58
59 Infection of the newborn (763-768)	2	1	1	28.2	25.6	31.3	-	-	-	0	0	0	59
60 Other diseases peculiar to early infancy, and immaturity unqualified (769-776)	1	-	1	14.1	0	31.3	10	5	5	35.8	21.3	113.6	60
61 Senility, without mention of psychosis (794)	-	-	-	0	0	0	-	-	-	0	0	0	61
62 Ill-defined and unknown causes (780-793, 795)	-	-	-	0	0	0	2	2	-	7.2	8.5	0	62
63 Motor vehicle accidents (E810-E835)	1	-	1	14.1	0	31.3	11	10	1	39.4	42.6	22.7	63
64 All other accidents (E800-E802, E840-E962)	1	-	1	14.1	0	31.3	11	7	4	39.4	29.8	90.9	64
65 Suicide (E963, E970, E979)	1	1	-	14.1	25.6	0	1	1	-	3.6	4.3	0	65
66 Homicide (E964, E980-E985)	-	-	-	0	0	0	2	1	1	7.2	4.3	22.7	66
67 All other diseases (residual)	6	3	3	84.5	76.9	93.8	17	17	-	60.9	72.3	0	67

TABLE XIII VITAL STATISTICS, BY COUNTY, BY RACE, GEORGIA, 1960

ITEM	Fulton						Putnam					
	Number			Rate or Ratio *			Number			Rate or Ratio *		
	Total	White	Non-White	Total	White	Non-White	Total	White	Non-White	Total	White	Non-White
1 Estimated population	8,100	4,600	3,500				7,800	3,600	4,200			
LIVE BIRTHS												
2 Total	213	89	124	26.3	19.3	35.4	171	57	114	21.9	15.8	27.1
3 Delivered in hospital	117	86	31	54.9%	96.6%	25.0%	89	56	33	52.0%	98.2%	28.9%
4 Delivered in home by physician	3	-	3	1.4%	0%	2.4%	1	1	-	0.6%	1.8%	0%
5 Delivered in home by midwife	93	3	90	43.7%	3.4%	72.6%	81	-	81	47.4%	0%	71.1%
6 Other deliveries	-	-	-	0%	0%	0%	-	-	-	0%	0%	0%
7 Immature births	17	4	13	79.8	44.9	104.8	11	-	11	64.3	0	96.5
8 Live births to un-wed mothers	35	-	35	164.3	0	282.3	24	-	24	140.4	0	210.5
FETAL DEATHS												
9 Total	9	2	7	42.3	22.5	56.5	10	2	8	58.5	35.1	70.2
10 Under 20 weeks gestation	4	1	3	18.8	11.2	24.2	4	2	2	23.4	35.1	17.5
11 20-27 weeks gestation	-	-	-	0	0	0	1	-	1	5.8	0	8.8
12 28 weeks and more	4	1	3	18.8	11.2	24.2	5	-	5	29.2	0	43.9
13 Unknown length of gestation	1	-	1	4.7	0	8.1	-	-	-	0	0	0
DEATHS												
14 Total, all ages	105	50	55	1296.3	1087.0	1571.4	78	26	52	1000.0	722.2	1238.1
15 Under 1 year	12	3	9	56.3	33.7	72.6	10	-	10	58.5	0	87.7
16 Under 28 days	5	2	3	23.5	22.5	24.2	6	-	6	35.1	0	52.6
17 Deaths from immaturity	2	1	1	9.4	11.2	8.1	1	-	1	5.8	0	8.8
18 1-4 years **	-	-	-	0	0	0	2	1	1	0	0	0
19 Maternal deaths	-	-	-	0	0	0	-	-	-	0	0	0
CAUSE OF DEATH												
20 Tuberculosis, all forms (001-019)	-	-	-	0	0	0	1	-	1	12.8	0	23.8
21 Syphilis and its sequelae (020-029)	1	1	-	12.3	21.7	0	-	-	-	0	0	0
22 Typhoid fever (040)	-	-	-	0	0	0	-	-	-	0	0	0
23 Dysentery, all forms (045-048)	-	-	-	0	0	0	-	-	-	0	0	0
24 Scarlet fever (050)	-	-	-	0	0	0	-	-	-	0	0	0
25 Streptococcal sore throat (051)	-	-	-	0	0	0	-	-	-	0	0	0
26 Diphtheria (055)	-	-	-	0	0	0	-	-	-	0	0	0
27 Whooping cough (056)	-	-	-	0	0	0	-	-	-	0	0	0
28 Meningococcal infections (057)	-	-	-	0	0	0	-	-	-	0	0	0
29 Acute poliomyelitis (080)	-	-	-	0	0	0	-	-	-	0	0	0
30 Acute infectious encephalitis (082)	-	-	-	0	0	0	-	-	-	0	0	0
31 Smallpox (084)	-	-	-	0	0	0	-	-	-	0	0	0
32 Measles (085)	-	-	-	0	0	0	-	-	-	0	0	0
33 Typhus and other rickettsial diseases (100-103, 105-108)	-	-	-	0	0	0	-	-	-	0	0	0
34 Rocky Mountain spotted fever (104)	-	-	-	0	0	0	-	-	-	0	0	0
35 Malaria (110-117)	-	-	-	0	0	0	-	-	-	0	0	0
36 All other diseases classified as infective and parasitic (030-039, 041-044, 049, 052-054, 059-074, 081, 083, 086-096, 120-138)	-	-	-	0	0	0	-	-	-	0	0	0
37 Malignant neoplasms, including neoplasms of lymphatic and hematopoietic tissues (140-205)	14	9	5	172.8	195.7	142.9	12	8	4	153.8	222.2	95.2
38 Benign and unspecified neoplasms (210-239)	-	-	-	0	0	0	-	-	-	0	0	0
39 Diabetes mellitus (260)	2	-	2	24.7	0	57.1	2	2	-	25.6	55.6	0
40 Pellagra (281)	-	-	-	0	0	0	-	-	-	0	0	0
41 Anemias (290-293)	-	-	-	0	0	0	-	-	-	0	0	0
42 Vascular lesions affecting central nervous system (330-334)	21	9	12	259.3	195.7	342.9	9	2	7	115.4	55.6	166.7
43 Nonmeningococcal meningitis (340)	-	-	-	0	0	0	-	-	-	0	0	0
44 Rheumatic fever (400-402)	-	-	-	0	0	0	-	-	-	0	0	0
45 Heart diseases (410-443)	26	15	11	321.0	326.1	314.3	26	9	17	333.3	250.0	404.8
46 Hypertension without mention of heart (444-447)	1	-	1	12.3	0	28.6	1	1	1	12.8	0	23.8
47 Influenza and pneumonia (480-483, 490-493)	3	-	3	37.0	0	85.7	6	1	5	76.9	27.8	119.0
48 Bronchitis (500-502)	1	-	1	12.3	0	28.6	-	-	-	0	0	0
49 Ulcer of stomach and duodenum (540-541)	-	-	-	0	0	0	-	-	-	0	0	0
50 Appendicitis (550-553)	-	-	-	0	0	0	-	-	-	0	0	0
51 Intestinal obstruction and hernia (560, 561, 570)	1	1	-	12.3	21.7	0	-	-	-	0	0	0
52 Gastritis, duodenitis, enteritis and colitis (except diarrhea of the newborn) (543, 571, 572)	2	-	2	24.7	0	57.1	-	-	-	0	0	0
53 Cirrhosis of liver (581)	1	1	-	12.3	21.7	0	-	-	-	0	0	0
54 Nephritis and nephrosis (590-594)	-	-	-	0	0	0	1	-	1	12.8	0	23.8
55 Hyperplasia of prostate (610)	-	-	-	0	0	0	-	-	-	0	0	0
56 Complications of pregnancy, childbirth and the puerperium (640-652, 670-689)	-	-	-	0	0	0	-	-	-	0	0	0
57 Congenital malformations (750-759)	1	-	1	12.3	0	28.6	-	-	-	0	0	0
58 Birth injuries, postnatal asphyxia and atelectasis (760-762)	1	-	1	12.3	0	28.6	1	-	1	12.8	0	23.8
59 Infection of the newborn (763-768)	1	1	-	12.3	21.7	0	2	-	2	25.6	0	47.6
60 Other diseases peculiar to early infancy, and immaturity unqualified (769-776)	2	1	1	24.7	21.7	28.6	2	-	2	25.6	0	47.6
61 Senility, without mention of psychosis (794)	1	-	1	12.3	0	28.6	-	-	-	0	0	0
62 Ill-defined and unknown causes (780-793, 795)	3	-	3	37.0	0	85.7	1	-	1	12.8	0	23.8
63 Motor vehicle accidents (E810-E835)	4	3	1	49.4	65.2	28.6	3	-	3	38.5	0	71.4
64 All other accidents (E800-E802, E840-E962)	5	-	5	61.7	0	142.9	8	3	5	102.6	83.3	119.0
65 Suicide (E963, E970, E979)	2	-	2	24.7	43.5	0	-	-	-	0	0	0
66 Homicide (E964, E980-E985)	1	-	1	12.3	0	28.6	-	-	-	0	0	0
67 All other diseases (residual)	11	7	4	135.8	152.2	114.3	3	1	2	38.5	27.8	47.6

TABLE XIII VITAL STATISTICS, BY COUNTY, BY RACE, GEORGIA, 1960

ITEM	Quitman						Rabun						
	Number			Rate or Ratio *			Number			Rate or Ratio *			
	Total	White	Non-White	Total	White	Non-White	Total	White	Non-White	Total	White	Non-White	
1 Estimated population	2,400	900	1,500				7,500	7,400	100				1
LIVE BIRTHS													
2 Total	50	12	38	20.8	13.3	25.3	167	165	2	22.3	22.3	20.0	2
3 Delivered in hospital	16	11	5	32.0%	91.7%	13.2%	166	164	2	99.4%	99.4%	100.0%	3
4 Delivered in home by physician	-	-	-	0%	0%	0%	-	-	-	0%	0%	0%	4
5 Delivered in home by midwife	34	1	33	68.0%	8.3%	86.8%	-	-	-	0%	0%	0%	5
6 Other deliveries	-	-	-	0%	0%	0%	1	1	-	0.6%	0.6%	0%	6
7 Immature births	5	2	3	100.0	166.7	78.9	18	16	2	107.8	97.0	1000.0	7
8 Live births to un-wed mothers	10	1	9	200.0	83.3	236.8	8	8	-	47.9	48.5	0	8
FETAL DEATHS													
9 Total	-	-	-	0	0	0	2	2	-	12.0	12.1	0	9
10 Under 20 weeks gestation	-	-	-	0	0	0	-	-	-	0	0	0	10
11 20-27 weeks gestation	-	-	-	0	0	0	1	1	-	6.0	6.1	0	11
12 28 weeks and more	-	-	-	0	0	0	1	1	-	6.0	6.1	0	12
13 Unknown length of gestation	-	-	-	0	0	0	-	-	-	0	0	0	13
DEATHS													
14 Total, all ages	28	11	17	166.7	122.2	133.3	64	63	1	853.3	851.4	1000.0	14
15 Under 1 year	5	1	4	100.0	83.3	105.3	8	8	-	47.9	48.5	0	15
16 Under 28 days	2	-	2	40.0	0	52.6	6	6	-	35.9	36.4	0	16
17 Deaths from immaturity	1	-	1	20.0	0	26.3	3	3	-	18.0	18.2	0	17
18 1-4 years **	-	-	-	-	-	-	1	1	-	-	-	0	18
19 Maternal deaths	-	-	-	0	0	0	-	-	-	0	0	0	19
CAUSE OF DEATH													
20 Tuberculosis, all forms (001-019)	-	-	-	0	0	0	-	-	-	0	0	0	20
21 Syphilis and its sequelae (020-029)	-	-	-	0	0	0	-	-	-	0	0	0	21
22 Typhoid fever (040)	-	-	-	0	0	0	-	-	-	0	0	0	22
23 Dysentery, all forms (045-048)	-	-	-	0	0	0	-	-	-	0	0	0	23
24 Scarlet fever (050)	-	-	-	0	0	0	-	-	-	0	0	0	24
25 Streptococcal sore throat (051)	-	-	-	0	0	0	-	-	-	0	0	0	25
26 Diphtheria (055)	-	-	-	0	0	0	-	-	-	0	0	0	26
27 Whooping cough (056)	-	-	-	0	0	0	-	-	-	0	0	0	27
28 Meningococcal infections (057)	-	-	-	0	0	0	-	-	-	0	0	0	28
29 Acute poliomyelitis (080)	-	-	-	0	0	0	-	-	-	0	0	0	29
30 Acute infectious encephalitis (082)	-	-	-	0	0	0	1	1	-	13.3	13.5	0	30
31 Smallpox (084)	-	-	-	0	0	0	-	-	-	0	0	0	31
32 Measles (085)	-	-	-	0	0	0	-	-	-	0	0	0	32
33 Typhus and other rickettsial diseases (100-103, 105-108)	-	-	-	0	0	0	-	-	-	0	0	0	33
34 Rocky Mountain spotted fever (104)	-	-	-	0	0	0	-	-	-	0	0	0	34
35 Malaria (110-117)	-	-	-	0	0	0	-	-	-	0	0	0	35
36 All other diseases classified as infective and parasitic (030-039, 041-044, 049, 052-054, 059-074, 081, 083, 086-096, 120-138)	-	-	-	0	0	0	-	-	-	0	0	0	36
37 Malignant neoplasms, including neoplasms of lymphatic and haematopoietic tissues (140-205)	2	2	-	83.3	222.2	0	11	11	-	146.7	148.6	0	37
38 Benign and unspecified neoplasms (210-239)	-	-	-	0	0	0	-	-	-	0	0	0	38
39 Diabetes mellitus (260)	-	-	-	0	0	0	-	-	-	0	0	0	39
40 Pellagra (281)	-	-	-	0	0	0	-	-	-	0	0	0	40
41 Anemias (290-293)	-	-	-	0	0	0	-	-	-	0	0	0	41
42 Vascular lesions affecting central nervous system (330-334)	5	1	4	208.3	111.1	266.7	6	6	-	80.0	81.1	0	42
43 Nonmeningococcal meningitis (340)	-	-	-	0	0	0	-	-	-	0	0	0	43
44 Rheumatic fever (400-402)	-	-	-	0	0	0	-	-	-	0	0	0	44
45 Heart diseases (410-443)	10	6	4	416.7	666.7	266.7	17	16	1	226.7	216.2	1000.0	45
46 Hypertension without mention of heart (444-447)	-	-	-	0	0	0	-	-	-	0	0	0	46
47 Influenza and pneumonia (480-483, 490-493)	2	1	1	83.3	111.1	66.7	4	4	-	53.3	54.1	0	47
48 Bronchitis (500-502)	-	-	-	0	0	0	-	-	-	0	0	0	48
49 Ulcer of stomach and duodenum (540-541)	-	-	-	0	0	0	2	2	-	26.7	27.0	0	49
50 Appendicitis (550-553)	-	-	-	0	0	0	-	-	-	0	0	0	50
51 Intestinal obstruction and hernia (560, 561, 570)	1	-	1	41.7	0	66.7	-	-	-	0	0	0	51
52 Gastritis, duodenitis, enteritis and colitis (except diarrhea of the newborn) (543, 571, 572)	1	-	1	41.7	0	66.7	-	-	-	0	0	0	52
53 Cirrhosis of liver (581)	-	-	-	0	0	0	-	-	-	0	0	0	53
54 Nephritis and nephrosis (590-594)	1	-	1	41.7	0	66.7	-	-	-	0	0	0	54
55 Hyperplasia of prostate (610)	-	-	-	0	0	0	1	1	-	13.3	13.5	0	55
56 Complications of pregnancy, childbirth and the puerperium (640-652, 670-689)	-	-	-	0	0	0	-	-	-	0	0	0	56
57 Congenital malformations (750-759)	-	-	-	0	0	0	2	2	-	26.7	27.0	0	57
58 Birth injuries, postnatal asphyxia and atelectasis (760-762)	-	-	-	0	0	0	-	-	-	0	0	0	58
59 Infection of the newborn (763-768)	1	-	1	41.7	0	66.7	1	1	-	13.3	13.5	0	59
60 Other diseases peculiar to early infancy, and immaturity unqualified (769-776)	1	-	1	41.7	0	66.7	3	3	-	40.0	40.5	0	60
61 Senility, without mention of psychosis (794)	1	-	1	41.7	0	66.7	-	-	-	0	0	0	61
62 Ill-defined and unknown causes (780-793, 795)	-	-	-	0	0	0	1	1	-	13.3	13.5	0	62
63 Motor vehicle accidents (E810-E835)	2	1	1	83.3	111.1	66.7	3	3	-	40.0	40.5	0	63
64 All other accidents (E800-E802, E840-E962)	1	-	1	41.7	0	66.7	3	3	-	40.0	40.5	0	64
65 Suicide (E963, E970, E979)	-	-	-	0	0	0	-	-	-	0	0	0	65
66 Homicide (E964, E980-E985)	-	-	-	0	0	0	-	-	-	0	0	0	66
67 All other diseases (residual)	-	-	-	0	0	0	9	9	-	120.0	121.6	0	67

TABLE XIII VITAL STATISTICS, BY COUNTY, BY RACE, GEORGIA, 1960

ITEM	Savannah						Seminole					
	Number			Rate or Ratio *			Number			Rate or Ratio *		
	Total	White	Non-White	Total	White	Non-White	Total	White	Non-White	Total	White	Non-White
1 Estimated population	14,900	7,100	7,800				6,800	4,200	2,600			
LIVE BIRTHS												
2 Total	353	109	244	23.7	15.4	31.3	169	80	89	24.9	19.0	34.2
3 Delivered in hospital	183	108	75	51.8%	99.1%	30.7%	140	78	62	82.8%	97.5%	69.7%
4 Delivered in home by physician	5	-	5	1.4%	0%	2.0%	2	2	-	1.2%	2.5%	0%
5 Delivered in home by midwife	165	1	164	46.7%	0.9%	67.2%	27	-	27	16.0%	0%	30.3%
6 Other deliveries	-	-	-	0%	0%	0%	-	-	-	0%	0%	0%
7 Immature births	30	6	24	85.0	55.0	98.4	10	2	8	59.2	25.0	89.9
8 Live births to un-wed mothers	59	3	56	167.1	27.5	229.5	25	1	24	147.9	12.5	269.7
FETAL DEATHS												
9 Total	9	4	5	25.5	36.7	20.5	7	4	3	41.4	50.0	33.7
10 Under 20 weeks gestation	2	2	-	5.7	18.3	0	4	3	1	23.7	37.5	11.2
11 20-27 weeks gestation	4	1	3	11.3	9.2	12.3	-	-	-	0	0	0
12 28 weeks and more	3	1	2	8.5	9.2	8.2	3	1	2	17.8	12.5	22.5
13 Unknown length of gestation	-	-	-	0	0	0	-	-	-	0	0	0
DEATHS												
14 Total, all ages	175	70	105	174.5	985.9	1346.2	72	41	31	1058.8	976.2	1192.3
15 Under 1 year	17	1	16	48.2	9.2	65.6	6	2	4	35.5	25.0	44.9
16 Under 28 days	11	1	10	31.2	9.2	41.0	2	1	1	11.8	12.5	11.2
17 Deaths from immaturity	3	-	3	8.5	0	12.3	-	-	-	0	0	0
18 1-4 years**	6	1	5	-	-	-	1	-	1	0	0	0
19 Maternal deaths	-	-	-	0	0	0	-	-	-	0	0	0
CAUSE OF DEATH												
20 Tuberculosis, all forms (001-019)	1	-	1	6.7	0	12.8	-	-	-	0	0	0
21 Syphilis and its sequelae (020-029)	-	-	-	0	0	0	-	-	-	0	0	0
22 Typhoid fever (040)	-	-	-	0	0	0	-	-	-	0	0	0
23 Dysentery, all forms (045-048)	1	-	1	6.7	0	12.8	-	-	-	0	0	0
24 Scarlet fever (050)	-	-	-	0	0	0	-	-	-	0	0	0
25 Streptococcal sore throat (051)	-	-	-	0	0	0	-	-	-	0	0	0
26 Diphtheria (055)	-	-	-	0	0	0	-	-	-	0	0	0
27 Whooping cough (056)	1	-	1	6.7	0	12.8	-	-	-	0	0	0
28 Meningococcal infections (057)	-	-	-	0	0	0	-	-	-	0	0	0
29 Acute poliomyelitis (080)	-	-	-	0	0	0	-	-	-	0	0	0
30 Acute infectious encephalitis (082)	-	-	-	0	0	0	-	-	-	0	0	0
31 Smallpox (084)	-	-	-	0	0	0	-	-	-	0	0	0
32 Measles (085)	-	-	-	0	0	0	-	-	-	0	0	0
33 Typhus and other rickettsial diseases (100-103, 105-108)	-	-	-	0	0	0	-	-	-	0	0	0
34 Rocky Mountain spotted fever (104)	-	-	-	0	0	0	-	-	-	0	0	0
35 Malaria (110-117)	-	-	-	0	0	0	-	-	-	0	0	0
36 All other diseases classified as infective and parasitic (030-039, 041-044, 049, 052-054, 059-074, 081, 083, 086-096, 120-138)	2	-	2	13.4	0	25.6	1	-	1	14.7	0	38.5
37 Malignant neoplasms, including neoplasms of lymphatic and haematopoietic tissues (140-205)	12	7	5	80.5	98.6	64.1	3	1	2	44.1	23.8	76.9
38 Benign and unspecified neoplasms (210-239)	-	-	-	0	0	0	-	-	-	0	0	0
39 Diabetes mellitus (260)	4	3	1	26.8	42.3	12.8	-	-	-	0	0	0
40 Pellagra (281)	-	-	-	0	0	0	-	-	-	0	0	0
41 Anemias (290-293)	-	-	-	0	0	0	-	-	-	0	0	0
42 Vascular lesions affecting central nervous system (330-334)	41	12	29	275.2	169.0	371.8	16	9	7	235.3	214.3	269.2
43 Nonmeningococcal meningitis (340)	-	-	-	0	0	0	-	-	-	0	0	0
44 Rheumatic fever (400-402)	-	-	-	0	0	0	-	-	-	0	0	0
45 Heart diseases (410-443)	55	29	26	369.1	408.5	333.3	22	10	12	323.5	238.1	461.5
46 Hypertension without mention of heart (444-447)	2	-	2	13.4	0	25.6	1	1	-	14.7	23.8	0
47 Influenza and pneumonia (480-483, 490-493)	10	2	8	67.1	28.2	102.6	6	4	2	88.2	95.2	76.9
48 Bronchitis (500-502)	-	-	-	0	0	0	-	-	-	0	0	0
49 Ulcer of stomach and duodenum (540-541)	1	-	1	6.7	0	12.8	-	-	-	0	0	0
50 Appendicitis (550-553)	-	-	-	0	0	0	-	-	-	0	0	0
51 Intestinal obstruction and hernia (560, 561, 570)	1	1	-	6.7	14.1	0	1	1	-	14.7	23.8	0
52 Gastritis, duodenitis, enteritis and colitis (except diarrhea of the newborn) (543, 571, 572)	1	1	-	6.7	14.1	0	2	1	1	29.4	23.8	38.5
53 Cirrhosis of liver (581)	1	-	1	6.7	0	12.8	1	1	-	14.7	23.8	0
54 Nephritis and nephrosis (590-594)	1	1	-	6.7	14.1	0	-	-	-	0	0	0
55 Hyperplasia of prostate (610)	-	-	-	0	0	0	-	-	-	0	0	0
56 Complications of pregnancy, childbirth and the puerperium (640-652, 670-689)	-	-	-	0	0	0	-	-	-	0	0	0
57 Congenital malformations (750-759)	2	1	1	13.4	14.1	12.8	-	-	-	0	0	0
58 Birth injuries, postnatal asphyxia and atelectasis (760-762)	2	-	2	13.4	0	25.6	-	-	-	0	0	0
59 Infection of the newborn (763-768)	-	-	-	0	0	0	2	1	1	29.4	23.8	38.5
60 Other diseases peculiar to early infancy, and immaturity unqualified (769-776)	6	1	5	40.3	14.1	64.1	1	-	1	14.7	0	38.5
61 Senility, without mention of psychosis (794)	-	-	-	0	0	0	1	-	1	14.7	0	38.5
62 Ill-defined and unknown causes (780-793, 795)	9	-	9	60.4	0	115.4	2	2	-	29.4	47.6	0
63 Motor vehicle accidents (E810-E835)	4	2	2	26.8	28.2	25.6	2	2	-	29.4	47.6	0
64 All other accidents (E800-E802, E840-E962)	5	2	3	33.6	28.2	38.5	6	3	3	88.2	71.4	115.4
65 Suicide (E963, E970, E979)	1	1	-	6.7	14.1	0	1	1	-	14.7	23.8	0
66 Homicide (E964, E980-E985)	2	1	1	13.4	14.1	12.8	-	-	-	0	0	0
67 All other diseases (residual)	10	6	4	67.1	84.5	51.3	4	4	-	58.8	95.2	0

TABLE XIII VITAL STATISTICS, BY COUNTY, BY RACE, GEORGIA, 1960

ITEM	Spalding						Stephens						
	Number			Rate or Ratio *			Number			Rate or Ratio *			
	Total	White	Non-White	Total	White	Non-White	Total	White	Non-White	Total	White	Non-White	
1 Estimated population	35,500	25,500	10,000				18,400	15,800	2,600				1
LIVE BIRTHS													
2 Total	820	507	313	23.1	19.9	31.3	359	322	37	19.5	20.4	14.2	2
3 Delivered in hospital	697	500	197	85.0%	98.6%	62.9%	353	321	32	98.3%	99.7%	86.5%	3
4 Delivered in home by physician	9	-	9	1.1%	0%	2.9%	1	-	1	0.3%	0%	2.7%	4
5 Delivered in home by midwife	114	7	107	13.9%	1.4%	34.2%	5	1	4	1.4%	0.3%	10.8%	5
6 Other deliveries	-	-	-	0%	0%	0%	-	-	-	0%	0%	0%	6
7 Immature births	95	38	57	115.9	75.0	182.1	24	19	5	66.9	59.0	135.1	7
8 Live births to un-wed mothers	87	10	77	106.1	19.7	246.0	15	3	12	41.8	9.3	324.3	8
FETAL DEATHS													
9 Total	54	38	16	65.9	75.0	51.1	8	6	2	22.3	18.6	54.1	9
10 Under 20 weeks gestation	34	29	5	41.5	57.2	16.0	-	-	-	0	0	0	10
11 20-27 weeks gestation	7	1	6	8.5	2.0	19.2	-	-	-	0	0	0	11
12 28 weeks and more	12	7	5	14.6	13.8	16.0	7	5	2	19.5	15.5	54.1	12
13 Unknown length of gestation	1	1	-	1.2	2.0	0	1	1	-	2.8	3.1	0	13
DEATHS													
14 Total, all ages	355	245	110	1000.0	960.8	1100.0	147	115	32	798.9	727.8	1230.8	14
15 Under 1 year	24	14	10	29.3	27.6	31.9	11	7	4	30.6	21.7	108.1	15
16 Under 28 days	20	12	8	24.4	23.7	25.6	9	6	3	25.1	18.6	81.1	16
17 Deaths from immaturity	7	4	3	8.5	7.9	9.6	3	1	2	8.4	3.1	54.1	17
18 1-4 years **	11	7	4	-	-	-	-	-	-	-	-	-	18
19 Maternal deaths	-	-	-	0	0	0	1	1	-	27.9	31.1	0	19
CAUSE OF DEATH													
20 Tuberculosis, all forms (001-019)	1	-	1	2.8	0	10.0	2	-	2	10.9	0	76.9	20
21 Syphilis and its sequelae (020-029)	-	-	-	0	0	0	1	1	-	5.4	6.3	0	21
22 Typhoid fever (040)	-	-	-	0	0	0	-	-	-	0	0	0	22
23 Dysentery, all forms (045-048)	-	-	-	0	0	0	-	-	-	0	0	0	23
24 Scarlet fever (050)	-	-	-	0	0	0	-	-	-	0	0	0	24
25 Streptococcal sore throat (051)	-	-	-	0	0	0	-	-	-	0	0	0	25
26 Diphtheria (055)	-	-	-	0	0	0	-	-	-	0	0	0	26
27 Whooping cough (056)	-	-	-	0	0	0	-	-	-	0	0	0	27
28 Meningococcal infections (057)	1	1	-	2.8	3.9	0	-	-	-	0	0	0	28
29 Acute poliomyelitis (080)	-	-	-	0	0	0	-	-	-	0	0	0	29
30 Acute infectious encephalitis (082)	1	1	-	2.8	3.9	0	-	-	-	0	0	0	30
31 Smallpox (084)	-	-	-	0	0	0	-	-	-	0	0	0	31
32 Measles (085)	2	1	1	5.6	3.9	10.0	-	-	-	0	0	0	32
33 Typhus and other rickettsial diseases (100-103, 105-108)	-	-	-	0	0	0	-	-	-	0	0	0	33
34 Rocky Mountain spotted fever (104)	-	-	-	0	0	0	-	-	-	0	0	0	34
35 Malaria (110-117)	-	-	-	0	0	0	-	-	-	0	0	0	35
36 All other diseases classified as infective and parasitic (030-039, 041-044, 049, 052-054, 059-074, 081, 083, 086-096, 120-138)	1	1	-	2.8	3.9	0	-	-	-	0	0	0	36
37 Malignant neoplasms, including neoplasms of lymphatic and haematopoietic tissues (140-205)	45	31	14	126.8	121.6	140.0	23	19	4	125.0	120.3	153.8	37
38 Benign and unspecified neoplasms (210-239)	-	-	-	0	0	0	-	-	-	0	0	0	38
39 Diabetes mellitus (260)	3	3	-	8.5	11.8	0	1	1	-	5.4	6.3	0	39
40 Pellagra (281)	-	-	-	0	0	0	-	-	-	0	0	0	40
41 Anemias (290-293)	1	-	1	2.8	0	10.0	1	-	1	5.4	0	38.5	41
42 Vascular lesions affecting central nervous system (330-334)	57	34	23	160.6	133.3	230.0	12	7	5	65.2	44.3	192.3	42
43 Nonmeningococcal meningitis (340)	-	-	-	0	0	0	-	-	-	0	0	0	43
44 Rheumatic fever (400-402)	-	-	-	0	0	0	-	-	-	0	0	0	44
45 Heart diseases (410-443)	134	100	34	377.5	392.2	340.0	49	42	7	266.3	265.8	269.2	45
46 Hypertension without mention of heart (444-447)	2	-	2	5.6	0	20.0	3	1	2	16.3	6.3	76.9	46
47 Influenza and pneumonia (480-483, 490-493)	15	10	5	42.3	39.2	50.0	3	2	1	16.3	12.7	38.5	47
48 Bronchitis (500-502)	1	1	-	2.8	3.9	0	2	2	-	10.9	12.7	0	48
49 Ulcer of stomach and duodenum (540-541)	3	1	2	8.5	3.9	20.0	1	1	-	5.4	6.3	0	49
50 Appendicitis (550-553)	-	-	-	0	0	0	-	-	-	0	0	0	50
51 Intestinal obstruction and hernia (560, 561, 570)	2	2	-	5.6	7.8	0	4	3	1	21.7	19.0	38.5	51
52 Gastritis, duodenitis, enteritis and colitis (except diarrhea of the newborn) (543, 571, 572)	1	-	1	2.8	0	10.0	-	-	-	0	0	0	52
53 Cirrhosis of liver (581)	4	2	2	11.3	7.8	20.0	-	-	-	0	0	0	53
54 Nephritis and nephrosis (590-594)	7	4	3	19.7	15.7	30.0	1	1	-	5.4	6.3	0	54
55 Hyperplasia of prostate (610)	2	1	1	5.6	3.9	10.0	-	-	-	0	0	0	55
56 Complications of pregnancy, childbirth and the puerperium (640-652, 670-689)	-	-	-	0	0	0	1	1	-	5.4	6.3	0	56
57 Congenital malformations (750-759)	2	2	-	5.6	7.8	0	3	3	-	16.3	19.0	0	57
58 Birth injuries, postnatal asphyxia and atelectasis (760-762)	7	4	3	19.7	15.7	30.0	3	2	1	16.3	12.7	38.5	58
59 Infection of the newborn (763-768)	2	-	2	5.6	0	20.0	-	-	-	0	0	0	59
60 Other diseases peculiar to early infancy, and immaturity unqualified (769-776)	10	7	3	28.2	27.5	30.0	4	2	2	21.7	12.7	76.9	60
61 Senility, without mention of psychosis (794)	-	-	-	0	0	0	-	-	-	0	0	0	61
62 Ill-defined and unknown causes (780-793, 795)	4	1	3	11.3	3.9	30.0	-	-	-	0	0	0	62
63 Motor vehicle accidents (E810-E835)	14	11	3	39.4	43.1	30.0	8	4	4	43.5	25.3	153.8	63
64 All other accidents (E800-E802, E840-E962)	6	6	-	16.9	23.5	0	3	2	1	16.3	12.7	38.5	64
65 Suicide (E963, E970, E979)	3	3	-	8.5	11.8	0	3	3	-	16.3	19.0	0	65
66 Homicide (E964, E980-E985)	5	3	2	14.1	11.8	20.0	2	2	-	10.9	12.7	0	66
67 All other diseases (residual)	19	15	4	53.5	58.8	40.0	17	16	1	92.4	101.3	38.5	67

TABLE XIII VITAL STATISTICS, BY COUNTY, BY RACE, GEORGIA, 1960

ITEM	Stewart						Sumter						
	Number			Rate or Ratio *			Number			Rate or Ratio *			
	Total	White	Non-White	Total	White	Non-White	Total	White	Non-White	Total	White	Non-White	
1 Estimated population	7,400	2,200	5,200				24,700	11,700	13,000				1
LIVE BIRTHS													
2 Total	163	24	139	22.0	10.9	26.7	630	206	424	25.5	17.6	32.6	2
3 Delivered in hospital	57	24	33	35.0%	100.0%	23.7%	390	206	184	61.9%	100.0%	43.4%	3
4 Delivered in home by physician	6	-	6	3.7%	0%	4.3%	12	-	12	1.9%	0%	2.8%	4
5 Delivered in home by midwife	100	-	100	61.3%	0%	71.9%	228	-	228	36.2%	0%	53.8%	5
6 Other deliveries	-	-	-	0%	0%	0%	-	-	-	0%	0%	0%	6
7 Immature births	20	-	20	12.7	0	143.9	50	5	45	79.4	24.3	106.1	7
8 Live births to un-wed mothers	30	2	28	184.0	83.3	201.4	103	3	100	163.5	14.6	235.8	8
FETAL DEATHS													
9 Total	5	1	4	30.7	41.7	28.8	26	10	16	41.3	48.5	37.7	9
10 Under 20 weeks gestation	1	-	1	6.1	0	7.2	11	3	8	17.5	14.6	18.9	10
11 20-27 weeks gestation	3	1	2	18.4	41.7	14.4	8	3	5	12.7	14.6	11.8	11
12 28 weeks and more	-	-	-	0	0	0	7	4	3	11.1	19.4	7.1	12
13 Unknown length of gestation	1	-	1	6.1	0	7.2	-	-	-	0	0	0	13
DEATHS													
14 Total, all ages	100	39	61	351.4	1772.7	1173.1	288	119	169	166.0	1017.1	1300.0	14
15 Under 1 year	13	1	12	79.8	41.7	86.3	26	2	24	41.3	9.7	56.6	15
16 Under 28 days	10	1	9	61.3	41.7	64.7	12	2	10	19.0	9.7	23.6	16
17 Deaths from immaturity	-	-	-	0	0	0	6	-	6	9.5	0	14.2	17
18 1-4 years **	2	-	2	-	-	-	6	-	6	-	-	-	18
19 Maternal deaths	-	-	-	0	0	0	-	-	-	0	0	0	19
CAUSE OF DEATH													
20 Tuberculosis, all forms (001-019)	-	-	-	0	0	0	-	-	-	0	0	0	20
21 Syphilis and its sequelae (020-029)	-	-	-	0	0	0	-	-	-	0	0	0	21
22 Typhoid fever (040)	-	-	-	0	0	0	-	-	-	0	0	0	22
23 Dysentery, all forms (045-048)	-	-	-	0	0	0	-	-	-	0	0	0	23
24 Scarlet fever (050)	-	-	-	0	0	0	-	-	-	0	0	0	24
25 Streptococcal sore throat (051)	-	-	-	0	0	0	-	-	-	0	0	0	25
26 Diphtheria (055)	-	-	-	0	0	0	-	-	-	0	0	0	26
27 Whooping cough (056)	-	-	-	0	0	0	-	-	-	0	0	0	27
28 Meningococcal infections (057)	-	-	-	0	0	0	-	-	-	0	0	0	28
29 Acute poliomyelitis (080)	-	-	-	0	0	0	-	-	-	0	0	0	29
30 Acute infectious encephalitis (082)	-	-	-	0	0	0	-	-	-	0	0	0	30
31 Smallpox (084)	-	-	-	0	0	0	-	-	-	0	0	0	31
32 Measles (085)	-	-	-	0	0	0	-	-	-	0	0	0	32
33 Typhus and other rickettsial diseases (100-103, 105-108)	-	-	-	0	0	0	-	-	-	0	0	0	33
34 Rocky Mountain spotted fever (104)	-	-	-	0	0	0	-	-	-	0	0	0	34
35 Malaria (110-117)	-	-	-	0	0	0	-	-	-	0	0	0	35
36 All other diseases classified as infective and parasitic (030-039, 041-044, 049, 052-054, 059-074, 081, 083, 086-096, 120-138)	2	1	1	27.0	45.5	19.2	1	1	-	4.0	8.5	0	36
37 Malignant neoplasms, including neoplasms of lymphatic and haematopoietic tissues (140-205)	9	5	4	121.6	227.3	76.9	31	18	13	125.5	153.8	100.0	37
38 Benign and unspecified neoplasms (210-239)	2	1	1	27.0	45.5	19.2	-	-	-	0	0	0	38
39 Diabetes mellitus (260)	-	-	-	0	0	0	8	4	4	32.4	34.2	30.8	39
40 Pellagra (281)	-	-	-	0	0	0	-	-	-	0	0	0	40
41 Anemias (290-293)	2	-	2	27.0	0	38.5	2	1	1	8.1	8.5	7.7	41
42 Vascular lesions affecting central nervous system (330-334)	18	6	12	243.2	272.7	230.8	53	12	41	214.6	102.6	315.4	42
43 Nonmeningococcal meningitis (340)	1	-	1	13.5	0	19.2	-	-	-	0	0	0	43
44 Rheumatic fever (400-402)	-	-	-	0	0	0	-	-	-	0	0	0	44
45 Heart diseases (410-443)	23	13	10	310.8	590.9	192.3	88	47	41	356.3	401.7	315.4	45
46 Hypertension without mention of heart (444-447)	-	-	-	0	0	0	3	1	2	12.1	8.5	15.4	46
47 Influenza and pneumonia (480-483, 490-493)	11	1	10	148.6	45.5	192.3	25	9	16	101.2	76.9	123.1	47
48 Bronchitis (500-502)	-	-	-	0	0	0	-	-	-	0	0	0	48
49 Ulcer of stomach and duodenum (540-541)	-	-	-	0	0	0	1	-	1	4.0	0	7.7	49
50 Appendicitis (550-553)	-	-	-	0	0	0	-	-	-	0	0	0	50
51 Intestinal obstruction and hernia (560, 561, 570)	1	1	-	13.5	45.5	0	2	1	1	8.1	8.5	7.7	51
52 Gastritis, duodenitis, enteritis and colitis (except diarrhea of the newborn) (543, 571, 572)	1	-	1	13.5	0	19.2	3	-	3	12.1	0	23.1	52
53 Cirrhosis of liver (581)	-	-	-	0	0	0	-	-	-	0	0	0	53
54 Nephritis and nephrosis (590-594)	1	1	-	13.5	45.5	0	1	-	1	4.0	0	7.7	54
55 Hyperplasia of prostate (610)	-	-	-	0	0	0	-	-	-	0	0	0	55
56 Complications of pregnancy, childbirth and the puerperium (640-652, 670-689)	-	-	-	0	0	0	-	-	-	0	0	0	56
57 Congenital malformations (750-759)	-	-	-	0	0	0	3	-	3	12.1	0	23.1	57
58 Birth injuries, postnatal asphyxia and atelectasis (760-762)	7	-	7	94.6	0	134.6	1	-	1	4.0	0	7.7	58
59 Infection of the newborn (763-768)	-	-	-	0	0	0	1	-	1	4.0	0	7.7	59
60 Other diseases peculiar to early infancy, and immaturity unqualified (769-776)	2	-	2	27.0	0	38.5	9	2	7	36.4	17.1	53.8	60
61 Senility, without mention of psychosis (794)	-	-	-	0	0	0	-	-	-	0	0	0	61
62 Ill-defined and unknown causes (780-793, 795)	3	-	3	40.5	0	57.7	7	2	5	28.3	17.1	38.5	62
63 Motor vehicle accidents (E810-E835)	1	1	-	13.5	45.5	0	3	1	2	12.1	8.5	15.4	63
64 All other accidents (E800-E802, E840-E962)	7	4	3	94.6	181.8	57.7	13	2	11	52.6	17.1	84.6	64
65 Suicide (E963, E970, E979)	2	2	-	27.0	90.9	0	1	1	-	4.0	8.5	0	65
66 Homicide (E964, E980-E985)	2	-	2	27.0	0	38.5	2	-	2	8.1	0	15.4	66
67 All other diseases (residual)	5	3	2	67.6	136.4	38.5	30	17	13	121.5	145.3	100.0	67

TABLE XIII VITAL STATISTICS, BY COUNTY, BY RACE, GEORGIA, 1960

ITEM	Talbot						Taliaferro						
	Number			Rate or Ratio *			Number			Rate or Ratio *			
	Total	White	Non-White	Total	White	Non-White	Total	White	Non-White	Total	White	Non-White	
1 Estimated population	7,200	2,200	5,000				3,400	1,300	2,100				1
LIVE BIRTHS													
2 Total	149	23	126	20.7	10.5	25.2	64	10	54	18.8	7.7	25.7	2
3 Delivered in hospital	51	22	29	34.2%	95.7%	23.0%	19	10	9	29.7%	100.0%	16.7%	3
4 Delivered in home by physician	13	1	12	8.7%	4.3%	9.5%	4	-	4	6.3%	0%	7.4%	4
5 Delivered in home by midwife	85	-	85	57.0%	0%	67.5%	41	-	41	64.1%	0%	75.9%	5
6 Other deliveries	-	-	-	0%	0%	0%	-	-	-	0%	0%	0%	6
7 Immature births	20	2	18	134.2	87.0	142.9	7	-	7	109.4	0	129.6	7
8 Live births to un-wed mothers	20	-	20	134.2	0	158.7	20	-	20	312.5	0	370.4	8
FETAL DEATHS													
9 Total	2	1	1	13.4	43.5	7.9	6	-	6	93.8	0	111.1	9
10 Under 20 weeks gestation	-	-	-	0	0	0	2	-	2	31.3	0	37.0	10
11 20-27 weeks gestation	-	-	-	0	0	0	2	-	2	31.3	0	37.0	11
12 28 weeks and more	2	1	1	13.4	43.5	7.9	1	-	1	15.6	0	18.5	12
13 Unknown length of gestation	-	-	-	0	0	0	1	-	1	15.6	0	18.5	13
DEATHS													
14 Total, all ages	82	26	56	138.9	181.8	1120.0	44	16	28	294.1	230.8	1333.3	14
15 Under 1 year	10	-	10	67.1	0	79.4	3	-	3	46.9	0	55.6	15
16 Under 28 days	4	-	4	26.8	0	31.7	2	-	2	31.3	0	37.0	16
17 Deaths from immaturity	1	-	1	6.7	0	7.9	-	-	-	0	0	0	17
18 1-4 years **	1	-	1	6.7	0	7.9	1	-	1	15.6	0	18.5	18
19 Maternal deaths	1	-	1	67.1	0	79.4	-	-	-	0	0	0	19
CAUSE OF DEATH													
20 Tuberculosis, all forms (001-019)	-	-	-	0	0	0	-	-	-	0	0	0	20
21 Syphilis and its sequelae (020-029)	-	-	-	0	0	0	-	-	-	0	0	0	21
22 Typhoid fever (040)	-	-	-	0	0	0	-	-	-	0	0	0	22
23 Dysentery, all forms (045-048)	-	-	-	0	0	0	-	-	-	0	0	0	23
24 Scarlet fever (050)	-	-	-	0	0	0	-	-	-	0	0	0	24
25 Streptococcal sore throat (051)	-	-	-	0	0	0	-	-	-	0	0	0	25
26 Diphtheria (055)	-	-	-	0	0	0	-	-	-	0	0	0	26
27 Whooping cough (056)	-	-	-	0	0	0	-	-	-	0	0	0	27
28 Meningococcal infections (057)	-	-	-	0	0	0	-	-	-	0	0	0	28
29 Acute poliomyelitis (080)	-	-	-	0	0	0	-	-	-	0	0	0	29
30 Acute infectious encephalitis (082)	-	-	-	0	0	0	-	-	-	0	0	0	30
31 Smallpox (084)	-	-	-	0	0	0	-	-	-	0	0	0	31
32 Measles (085)	-	-	-	0	0	0	-	-	-	0	0	0	32
33 Typhus and other rickettsial diseases (100-103, 105-108)	-	-	-	0	0	0	-	-	-	0	0	0	33
34 Rocky Mountain spotted fever (104)	-	-	-	0	0	0	-	-	-	0	0	0	34
35 Malaria (110-117)	-	-	-	0	0	0	-	-	-	0	0	0	35
36 All other diseases classified as infective and parasitic (030-039, 041-044, 049, 052-054, 059-074, 081, 083, 086-096, 120-138)	-	-	-	0	0	0	-	-	-	0	0	0	36
37 Malignant neoplasms, including neoplasms of lymphatic and haematopoietic tissues (140-205)	7	4	3	97.2	181.8	60.0	7	3	4	205.9	230.8	190.5	37
38 Benign and unspecified neoplasms (210-239)	-	-	-	0	0	0	-	-	-	0	0	0	38
39 Diabetes mellitus (260)	1	-	1	13.9	0	20.0	-	-	-	0	0	0	39
40 Pellagra (281)	-	-	-	0	0	0	-	-	-	0	0	0	40
41 Anemias (290-293)	-	-	-	0	0	0	-	-	-	0	0	0	41
42 Vascular lesions affecting central nervous system (330-334)	21	2	19	291.7	90.9	380.0	6	2	4	176.5	153.8	190.5	42
43 Nonmeningococcal meningitis (340)	-	-	-	0	0	0	-	-	-	0	0	0	43
44 Rheumatic fever (400-402)	-	-	-	0	0	0	-	-	-	0	0	0	44
45 Heart diseases (410-443)	25	13	12	347.2	590.9	240.0	18	6	12	529.4	461.5	571.4	45
46 Hypertension without mention of heart (444-447)	-	-	-	0	0	0	-	-	-	0	0	0	46
47 Influenza and pneumonia (480-483, 490-493)	6	-	6	83.3	0	120.0	7	3	4	205.9	230.8	190.5	47
48 Bronchitis (500-502)	1	-	1	13.9	0	20.0	-	-	-	0	0	0	48
49 Ulcer of stomach and duodenum (540-541)	1	-	1	13.9	0	20.0	-	-	-	0	0	0	49
50 Appendicitis (550-553)	-	-	-	0	0	0	-	-	-	0	0	0	50
51 Intestinal obstruction and hernia (560, 561, 570)	-	-	-	0	0	0	-	-	-	0	0	0	51
52 Gastritis, duodenitis, enteritis and colitis (except diarrhea of the newborn) (543, 571, 572)	1	1	-	13.9	45.5	0	-	-	-	0	0	0	52
53 Cirrhosis of liver (581)	-	-	-	0	0	0	-	-	-	0	0	0	53
54 Nephritis and nephrosis (590-594)	2	1	1	27.8	45.5	20.0	-	-	-	0	0	0	54
55 Hyperplasia of prostate (610)	-	-	-	0	0	0	-	-	-	0	0	0	55
56 Complications of pregnancy, childbirth and the puerperium (640-652, 670-689)	1	-	1	13.9	0	20.0	-	-	-	0	0	0	56
57 Congenital malformations (750-759)	-	-	-	0	0	0	-	-	-	0	0	0	57
58 Birth injuries, postnatal asphyxia and atelectasis (760-762)	-	-	-	0	0	0	1	-	1	29.4	0	47.6	58
59 Infection of the newborn (763-768)	1	-	1	13.9	0	20.0	-	-	-	0	0	0	59
60 Other diseases peculiar to early infancy, and immaturity unqualified (769-776)	2	-	2	27.8	0	40.0	-	-	-	0	0	0	60
61 Senility, without mention of psychosis (794)	-	-	-	0	0	0	-	-	-	0	0	0	61
62 Ill-defined and unknown causes (780-793, 795)	3	-	3	41.7	0	60.0	2	-	2	58.8	0	95.2	62
63 Motor vehicle accidents (E810-E835)	-	-	-	0	0	0	1	1	-	29.4	76.9	0	63
64 All other accidents (E800-E802, E840-E962)	2	1	1	27.8	45.5	20.0	-	-	-	0	0	0	64
65 Suicide (E963, E970, E979)	-	-	-	0	0	0	-	-	-	0	0	0	65
66 Homicide (E964, E980-E985)	2	-	2	27.8	0	40.0	-	-	-	0	0	0	66
67 All other diseases (residual)	6	4	2	83.3	181.8	40.0	2	1	1	58.8	76.9	47.6	67

TABLE XIII VITAL STATISTICS, BY COUNTY, BY RACE, GEORGIA, 1960

ITEM	Tattnall						Taylor						
	Number			Rate or Ratio *			Number			Rate or Ratio *			
	Total	White	Non-White	Total	White	Non-White	Total	White	Non-White	Total	White	Non-White	
1 Estimated population	13,400	9,600	3,800				8,300	4,300	4,000				1
LIVE BIRTHS													
2 Total	305	185	120	22.8	19.3	31.6	223	84	139	26.9	19.5	34.8	2
3 Delivered in hospital	236	175	61	77.4%	94.6%	50.8%	109	83	26	48.9%	98.8%	18.7%	3
4 Delivered in home by physician	18	9	9	5.9%	4.9%	7.5%	6	6	2	2.7%	0%	4.3%	4
5 Delivered in home by midwife	51	1	50	16.7%	0.5%	41.7%	108	1	107	48.4%	1.2%	77.0%	5
6 Other deliveries	-	-	-	0%	0%	0%	-	-	-	0%	0%	0%	6
7 Immature births	26	8	18	85.2	43.2	150.0	19	5	14	85.2	59.5	100.7	7
8 Live births to un-wed mothers	37	4	33	121.3	21.6	275.0	33	1	32	148.0	11.9	230.2	8
FETAL DEATHS													
9 Total	13	7	6	42.6	37.8	50.0	6	-	6	26.9	0	43.2	9
10 Under 20 weeks gestation	6	5	1	19.7	27.0	8.3	-	-	-	0	0	0	10
11 20-27 weeks gestation	1	-	1	3.3	0	8.3	2	-	2	9.0	0	14.4	11
12 28 weeks and more	6	2	4	19.7	10.8	33.3	4	-	4	17.9	0	28.8	12
13 Unknown length of gestation	-	-	-	0	0	0	-	-	-	0	0	0	13
DEATHS													
14 Total, all ages	121	82	39	903.0	854.2	1026.3	117	59	58	1409.6	372.1	1450.0	14
15 Under 1 year	10	6	4	32.8	32.4	33.3	14	2	12	62.8	23.8	86.3	15
16 Under 28 days	6	4	2	19.7	21.6	16.7	12	2	10	53.8	23.8	71.9	16
17 Deaths from immaturity	4	3	1	13.1	16.2	8.3	5	-	5	22.4	0	36.0	17
18 1-4 years **	2	2	-	-	-	-	-	-	-	-	-	-	18
19 Maternal deaths	-	-	-	0	0	0	1	-	1	44.8	0	71.9	19
CAUSE OF DEATH													
20 Tuberculosis, all forms (001-019)	-	-	-	0	0	0	-	-	-	0	0	0	20
21 Syphilis and its sequelae (020-029)	1	-	1	7.5	0	26.3	-	-	-	0	0	0	21
22 Typhoid fever (040)	-	-	-	0	0	0	-	-	-	0	0	0	22
23 Dysentery, all forms (045-048)	-	-	-	0	0	0	-	-	-	0	0	0	23
24 Scarlet fever (050)	-	-	-	0	0	0	-	-	-	0	0	0	24
25 Streptococcal sore throat (051)	-	-	-	0	0	0	-	-	-	0	0	0	25
26 Diphtheria (055)	-	-	-	0	0	0	-	-	-	0	0	0	26
27 Whooping cough (056)	-	-	-	0	0	0	-	-	-	0	0	0	27
28 Meningococcal infections (057)	-	-	-	0	0	0	-	-	-	0	0	0	28
29 Acute poliomyelitis (080)	-	-	-	0	0	0	-	-	-	0	0	0	29
30 Acute infectious encephalitis (082)	-	-	-	0	0	0	-	-	-	0	0	0	30
31 Smallpox (084)	-	-	-	0	0	0	-	-	-	0	0	0	31
32 Measles (085)	-	-	-	0	0	0	-	-	-	0	0	0	32
33 Typhus and other rickettsial diseases (100-103, 105-108)	-	-	-	0	0	0	-	-	-	0	0	0	33
34 Rocky Mountain spotted fever (104)	-	-	-	0	0	0	-	-	-	0	0	0	34
35 Malaria (110-117)	-	-	-	0	0	0	-	-	-	0	0	0	35
36 All other diseases classified as infective and parasitic (030-039, 041-044, 049, 052-054, 059-074, 081, 083, 086-096, 120-138)	1	1	-	7.5	10.4	0	1	1	-	12.0	23.3	0	36
37 Malignant neoplasms, including neoplasms of lymphatic and haematopoietic tissues (140-205)	15	12	3	111.9	125.0	78.9	13	7	6	156.6	162.8	150.0	37
38 Benign and unspecified neoplasms (210-239)	2	1	1	14.9	10.4	26.3	-	-	-	0	0	0	38
39 Diabetes mellitus (260)	1	-	1	7.5	0	26.3	2	-	-	0	0	0	39
40 Pellagra (281)	-	-	-	0	0	0	-	-	-	0	0	0	40
41 Anemias (290-293)	1	-	1	7.5	0	26.3	-	-	-	0	0	0	41
42 Vascular lesions affecting central nervous system (330-334)	22	11	11	164.2	114.6	289.5	28	9	19	337.3	209.3	475.0	42
43 Nonmeningococcal meningitis (340)	-	-	-	0	0	0	-	-	-	0	0	0	43
44 Rheumatic fever (400-402)	-	-	-	0	0	0	-	-	-	0	0	0	44
45 Heart diseases (410-443)	33	27	6	246.3	281.2	157.9	31	21	10	373.5	488.4	250.0	45
46 Hypertension without mention of heart (444-447)	1	1	-	7.5	10.4	0	3	2	1	36.1	46.5	25.0	46
47 Influenza and pneumonia (480-483, 490-493)	5	3	2	37.3	31.2	52.6	4	1	3	48.2	23.3	75.0	47
48 Bronchitis (500-502)	-	-	-	0	0	0	1	-	1	12.0	0	25.0	48
49 Ulcer of stomach and duodenum (540-541)	-	-	-	0	0	0	-	-	-	0	0	0	49
50 Appendicitis (550-553)	-	-	-	0	0	0	-	-	-	0	0	0	50
51 Intestinal obstruction and hernia (560, 561, 570)	1	1	-	7.5	10.4	0	3	1	2	36.1	23.3	50.0	51
52 Gastritis, duodenitis, enteritis and colitis (except diarrhea of the newborn) (543, 571, 572)	-	-	-	0	0	0	-	-	-	0	0	0	52
53 Cirrhosis of liver (581)	-	-	-	0	0	0	1	1	-	12.0	23.3	0	53
54 Nephritis and nephrosis (590-594)	1	1	-	7.5	10.4	0	2	2	-	24.1	46.5	0	54
55 Hyperplasia of prostate (610)	-	-	-	0	0	0	-	-	-	0	0	0	55
56 Complications of pregnancy, childbirth and the puerperium (640-652, 670-689)	-	-	-	0	0	0	1	-	1	12.0	0	25.0	56
57 Congenital malformations (750-759)	1	1	-	7.5	10.4	0	-	-	-	0	0	0	57
58 Birth injuries, postnatal asphyxia and atelectasis (760-762)	2	1	1	14.9	10.4	26.3	1	-	1	12.0	0	25.0	58
59 Infection of the newborn (763-768)	-	-	-	0	0	0	1	-	1	12.0	0	25.0	59
60 Other diseases peculiar to early infancy, and immaturity unqualified (769-776)	4	3	1	29.9	31.2	26.3	8	1	7	96.4	23.3	175.0	60
61 Senility, without mention of psychosis (794)	1	1	-	7.5	10.4	0	-	-	-	0	0	0	61
62 Ill-defined and unknown causes (780-793, 795)	3	-	3	22.4	0	78.9	2	-	2	24.1	0	50.0	62
63 Motor vehicle accidents (E810-E835)	2	2	-	14.9	20.8	0	3	2	1	36.1	46.5	25.0	63
64 All other accidents (E800-E802, E840-E962)	7	5	2	52.2	52.1	52.6	3	2	1	36.1	46.5	25.0	64
65 Suicide (E963, E970, E979)	-	-	-	0	0	0	-	-	-	0	0	0	65
66 Homicide (E964, E980-E985)	1	-	1	7.5	0	26.3	1	-	1	12.0	0	25.0	66
67 All other diseases (residual)	16	11	5	119.4	114.6	131.6	8	8	-	96.4	186.0	0	67

TABLE XIII VITAL STATISTICS, BY COUNTY, BY RACE, GEORGIA, 1960

ITEM	Telfair						Terrell						
	Number			Rate or Ratio *			Number			Rate or Ratio *			
	Total	White	Non-White	Total	White	Non-White	Total	White	Non-White	Total	White	Non-White	
1 Estimated population	11,700	7,700	4,000				12,700	4,500	8,200				1
LIVE BIRTHS													
2 Total	318	178	140	27.2	23.1	35.0	370	72	298	29.1	16.0	36.3	2
3 Delivered in hospital	205	166	39	64.5%	93.3%	27.9%	143	71	72	38.6%	98.6%	24.2%	3
4 Delivered in home by physician	9	4	5	2.8%	2.2%	3.6%	9	9	0	2.4%	0%	3.0%	4
5 Delivered in home by midwife	104	8	96	32.7%	4.5%	68.6%	218	1	217	58.9%	1.4%	72.8%	5
6 Other deliveries	-	-	-	0%	0%	0%	-	-	-	0%	0%	0%	6
7 Immature births	18	9	9	56.6	50.6	64.3	40	3	37	108.1	41.7	124.2	7
8 Live births to un-wed mothers	37	1	36	116.4	5.6	257.1	88	-	88	237.8	0	295.3	8
FETAL DEATHS													
9 Total	7	4	3	22.0	22.5	21.4	14	-	14	37.8	0	47.0	9
10 Under 20 weeks gestation	-	-	-	0	0	0	2	-	2	5.4	0	6.7	10
11 20-27 weeks gestation	1	1	-	3.1	5.6	0	6	-	6	16.2	0	20.1	11
12 28 weeks and more	6	3	3	18.9	16.9	21.4	4	-	4	10.8	0	13.4	12
13 Unknown length of gestation	-	-	-	0	0	0	2	-	2	5.4	0	6.7	13
DEATHS													
14 Total, all ages	114	76	38	974.4	987.0	950.0	158	64	94	1244.1	1422.2	1146.3	14
15 Under 1 year	6	2	4	18.9	11.2	28.6	17	-	17	45.9	0	57.0	15
16 Under 28 days	4	2	2	12.6	11.2	14.3	13	-	13	35.1	0	43.6	16
17 Deaths from immaturity	-	-	-	0	0	0	9	-	9	24.3	0	30.2	17
18 1-4 years **	3	2	1	0	0	0	3	-	3	0	0	0	18
19 Maternal deaths	-	-	-	0	0	0	-	-	-	0	0	0	19
CAUSE OF DEATH													
20 Tuberculosis, all forms (001-019)	1	1	-	8.5	13.0	0	1	-	1	7.9	0	12.2	20
21 Syphilis and its sequelae (020-029)	-	-	-	0	0	0	1	1	-	7.9	22.2	0	21
22 Typhoid fever (040)	-	-	-	0	0	0	-	-	-	0	0	0	22
23 Dysentery, all forms (045-048)	-	-	-	0	0	0	1	-	1	7.9	0	12.2	23
24 Scarlet fever (050)	-	-	-	0	0	0	-	-	-	0	0	0	24
25 Streptococcal sore throat (051)	-	-	-	0	0	0	-	-	-	0	0	0	25
26 Diphtheria (055)	-	-	-	0	0	0	-	-	-	0	0	0	26
27 Whooping cough (056)	-	-	-	0	0	0	-	-	-	0	0	0	27
28 Meningococcal infections (057)	-	-	-	0	0	0	-	-	-	0	0	0	28
29 Acute poliomyelitis (080)	-	-	-	0	0	0	-	-	-	0	0	0	29
30 Acute infectious encephalitis (082)	-	-	-	0	0	0	-	-	-	0	0	0	30
31 Smallpox (084)	-	-	-	0	0	0	-	-	-	0	0	0	31
32 Measles (085)	-	-	-	0	0	0	-	-	-	0	0	0	32
33 Typhus and other rickettsial diseases (100-103, 105-108)	-	-	-	0	0	0	-	-	-	0	0	0	33
34 Rocky Mountain spotted fever (104)	-	-	-	0	0	0	-	-	-	0	0	0	34
35 Malaria (110-117)	-	-	-	0	0	0	-	-	-	0	0	0	35
36 All other diseases classified as infective and parasitic (030-039, 041-044, 049, 052-054, 059-074, 081, 083, 086-096, 120-138)	-	-	-	0	0	0	-	-	-	0	0	0	36
37 Malignant neoplasms, including neoplasms of lymphatic and haematopoietic tissues (140-205)	11	7	4	94.0	90.9	100.0	17	9	8	133.9	200.0	97.6	37
38 Benign and unspecified neoplasms (210-239)	-	-	-	0	0	0	1	-	1	7.9	0	12.2	38
39 Diabetes mellitus (260)	2	2	-	17.1	26.0	0	1	-	1	7.9	0	12.2	39
40 Pellagra (281)	-	-	-	0	0	0	-	-	-	0	0	0	40
41 Anemias (290-293)	-	-	-	0	0	0	-	-	-	0	0	0	41
42 Vascular lesions affecting central nervous system (330-334)	27	19	8	230.8	246.8	200.0	31	9	22	244.1	200.0	268.3	42
43 Nonmeningococcal meningitis (340)	-	-	-	0	0	0	-	-	-	0	0	0	43
44 Rheumatic fever (400-402)	-	-	-	0	0	0	-	-	-	0	0	0	44
45 Heart diseases (410-443)	33	25	8	282.1	324.7	200.0	43	23	20	338.6	511.1	243.9	45
46 Hypertension without mention of heart (444-447)	1	1	-	8.5	13.0	0	1	1	-	7.9	22.2	0	46
47 Influenza and pneumonia (480-483, 490-493)	3	-	3	25.6	0	75.0	12	5	7	94.5	111.1	85.4	47
48 Bronchitis (500-502)	-	-	-	0	0	0	-	-	-	0	0	0	48
49 Ulcer of stomach and duodenum (540-541)	-	-	-	0	0	0	-	-	-	0	0	0	49
50 Appendicitis (550-553)	-	-	-	0	0	0	-	-	-	0	0	0	50
51 Intestinal obstruction and hernia (560, 561, 570)	2	2	-	17.1	26.0	0	1	-	1	7.9	0	12.2	51
52 Gastritis, duodenitis, enteritis and colitis (except diarrhea of the newborn) (543, 571, 572)	2	-	2	17.1	0	50.0	1	-	1	7.9	0	12.2	52
53 Cirrhosis of liver (581)	1	-	1	8.5	0	25.0	-	-	-	0	0	0	53
54 Nephritis and nephrosis (590-594)	3	1	2	25.6	13.0	50.0	4	-	4	31.5	0	48.8	54
55 Hyperplasia of prostate (610)	-	-	-	0	0	0	1	-	1	7.9	0	12.2	55
56 Complications of pregnancy, childbirth and the puerperium (640-652, 670-689)	-	-	-	0	0	0	-	-	-	0	0	0	56
57 Congenital malformations (750-759)	1	1	-	8.5	13.0	0	-	-	-	0	0	0	57
58 Birth injuries, postnatal asphyxia and atelectasis (760-762)	-	-	-	0	0	0	1	-	1	7.9	0	12.2	58
59 Infection of the newborn (763-768)	1	-	1	8.5	0	25.0	-	-	-	0	0	0	59
60 Other diseases peculiar to early infancy, and immaturity unqualified (769-776)	1	-	1	8.5	0	25.0	11	-	11	86.6	0	134.1	60
61 Senility, without mention of psychosis (794)	-	-	-	0	0	0	-	-	-	0	0	0	61
62 Ill-defined and unknown causes (780-793, 795)	2	1	1	17.1	13.0	25.0	3	-	3	23.6	0	36.6	62
63 Motor vehicle accidents (E810-E835)	2	1	1	17.1	13.0	25.0	6	4	2	47.2	88.9	24.4	63
64 All other accidents (E800-E802, E840-E962)	2	2	-	17.1	26.0	0	3	2	1	23.6	44.4	12.2	64
65 Suicide (E963, E970, E979)	-	-	-	0	0	0	1	1	-	7.9	22.2	0	65
66 Homicide (E964, E980-E985)	2	1	1	17.1	13.0	25.0	3	-	3	23.6	0	36.6	66
67 All other diseases (residual)	17	12	5	145.3	155.8	125.0	14	9	5	110.2	200.0	61.0	67

TABLE XIII VITAL STATISTICS, BY COUNTY, BY RACE, GEORGIA, 1960

ITEM	Thomas						Tift						
	Number			Rate or Ratio *			Number			Rate or Ratio *			
	Total	White	Non-White	Total	White	Non-White	Total	White	Non-White	Total	White	Non-White	
1 Estimated population	34,300	20,100	14,200				23,500	16,500	7,000				1
LIVE BIRTHS													
2 Total	918	417	501	26.8	20.7	35.3	613	369	244	26.1	22.4	34.9	2
3 Delivered in hospital	599	402	197	65.3%	96.4%	39.3%	458	359	99	74.7%	97.3%	40.6%	3
4 Delivered in home by physician	32	5	27	3.5%	1.2%	5.4%	2	1	1	0.3%	0.3%	0.4%	4
5 Delivered in home by midwife	282	9	273	30.7%	2.2%	54.5%	153	9	144	25.0%	2.4%	59.0%	5
6 Other deliveries	5	1	4	0.5%	0.2%	0.8%	-	-	-	0%	0%	0%	6
7 Immature births	81	30	51	88.2	71.9	101.8	41	17	24	66.9	46.1	98.4	7
8 Live births to un-wed mothers	126	7	119	137.3	16.8	237.5	80	3	77	130.5	8.1	315.6	8
FETAL DEATHS													
9 Total	49	32	17	53.4	76.7	33.9	26	16	10	42.4	43.4	41.0	9
10 Under 20 weeks gestation	35	28	7	38.1	67.1	14.0	15	10	5	24.5	27.1	20.5	10
11 20-27 weeks gestation	6	3	3	6.5	7.2	6.0	2	2	-	3.3	5.4	0	11
12 28 weeks and more	8	1	7	8.7	2.4	14.0	8	4	4	13.1	10.8	16.4	12
13 Unknown length of gestation	-	-	-	0	0	0	1	-	1	1.6	0	4.1	13
DEATHS													
14 Total, all ages	374	190	184	1090.4	945.3	1295.8	209	131	78	889.4	793.9	1114.3	14
15 Under 1 year	33	6	27	35.9	14.4	53.9	16	4	12	26.1	10.8	49.2	15
16 Under 28 days	29	6	23	31.6	14.4	45.9	11	3	8	17.9	8.1	32.8	16
17 Deaths from immaturity	9	2	7	9.8	4.8	14.0	5	-	5	8.2	0	20.5	17
18 1-4 years**	7	4	3	-	-	-	4	1	3	-	-	-	18
19 Maternal deaths	-	-	-	0	0	0	1	-	1	16.3	0	41.0	19
CAUSE OF DEATH													
20 Tuberculosis, all forms (001-019)	3	2	1	8.7	10.0	7.0	1	-	1	4.3	0	14.3	20
21 Syphilis and its sequelae (020-029)	-	-	-	0	0	0	-	-	-	0	0	0	21
22 Typhoid fever (040)	-	-	-	0	0	0	-	-	-	0	0	0	22
23 Dysentery, all forms (045-048)	-	-	-	0	0	0	-	-	-	0	0	0	23
24 Scarlet fever (050)	-	-	-	0	0	0	-	-	-	0	0	0	24
25 Streptococcal sore throat (051)	-	-	-	0	0	0	-	-	-	0	0	0	25
26 Diphtheria (055)	-	-	-	0	0	0	-	-	-	0	0	0	26
27 Whooping cough (056)	-	-	-	0	0	0	-	-	-	0	0	0	27
28 Meningococcal infections (057)	1	-	1	2.9	0	7.0	-	-	-	0	0	0	28
29 Acute poliomyelitis (080)	-	-	-	0	0	0	-	-	-	0	0	0	29
30 Acute infectious encephalitis (082)	-	-	-	0	0	0	-	-	-	0	0	0	30
31 Smallpox (084)	-	-	-	0	0	0	-	-	-	0	0	0	31
32 Measles (085)	-	-	-	0	0	0	-	-	-	0	0	0	32
33 Typhus and other rickettsial diseases (100-103, 105-108)	-	-	-	0	0	0	-	-	-	0	0	0	33
34 Rocky Mountain spotted fever (104)	-	-	-	0	0	0	-	-	-	0	0	0	34
35 Malaria (110-117)	-	-	-	0	0	0	-	-	-	0	0	0	35
36 All other diseases classified as infective and parasitic (030-039, 041-044, 049, 052-054, 059-074, 081, 083, 086-096, 120-138)	-	-	-	0	0	0	2	2	-	8.5	12.1	0	36
37 Malignant neoplasms, including neoplasms of lymphatic and haematopoietic tissues (140-205)	39	28	11	113.7	139.3	77.5	29	24	5	123.4	145.5	71.4	37
38 Benign and unspecified neoplasms (210-239)	-	-	-	0	0	0	1	-	1	4.3	0	14.3	38
39 Diabetes mellitus (260)	7	3	4	20.4	14.9	28.2	2	2	-	8.5	12.1	0	39
40 Pellagra (281)	1	1	-	2.9	5.0	0	-	-	-	0	0	0	40
41 Anemias (290-293)	2	1	1	5.8	5.0	7.0	2	-	2	8.5	0	28.6	41
42 Vascular lesions affecting central nervous system (330-334)	57	17	40	166.2	84.6	281.7	34	18	16	144.7	109.1	228.6	42
43 Nonmeningococcal meningitis (340)	-	-	-	0	0	0	1	1	-	4.3	6.1	0	43
44 Rheumatic fever (400-402)	1	1	-	2.9	5.0	0	-	-	-	0	0	0	44
45 Heart diseases (410-443)	117	74	43	341.1	368.2	302.8	55	40	15	234.0	242.4	214.3	45
46 Hypertension without mention of heart (444-447)	12	7	5	35.0	34.8	35.2	2	1	1	8.5	6.1	14.3	46
47 Influenza and pneumonia (480-483, 490-493)	26	12	14	75.8	59.7	98.6	14	7	7	59.6	42.4	100.0	47
48 Bronchitis (500-502)	3	3	-	8.7	14.9	0	-	-	-	0	0	0	48
49 Ulcer of stomach and duodenum (540-541)	2	-	2	5.8	0	14.1	1	1	-	4.3	6.1	0	49
50 Appendicitis (550-553)	1	1	-	2.9	5.0	0	-	-	-	0	0	0	50
51 Intestinal obstruction and hernia (560, 561, 570)	3	2	1	8.7	10.0	7.0	-	-	-	0	0	0	51
52 Gastritis, duodenitis, enteritis and colitis (except diarrhea of the newborn) (543, 571, 572)	2	1	1	5.8	5.0	7.0	2	1	1	8.5	6.1	14.3	52
53 Cirrhosis of liver (581)	3	3	-	8.7	14.9	0	-	-	-	0	0	0	53
54 Nephritis and nephrosis (590-594)	5	1	4	14.6	5.0	28.2	3	1	2	12.8	6.1	28.6	54
55 Hyperplasia of prostate (610)	2	2	-	5.8	10.0	0	-	-	-	0	0	0	55
56 Complications of pregnancy, childbirth and the puerperium (640-652, 670-689)	-	-	-	0	0	0	1	-	1	4.3	0	14.3	56
57 Congenital malformations (750-759)	4	1	3	11.7	5.0	21.1	3	3	-	12.8	18.2	0	57
58 Birth injuries, postnatal asphyxia and oleletals (760-762)	3	-	3	8.7	0	21.1	-	-	-	0	0	0	58
59 Infection of the newborn (763-768)	7	1	6	20.4	5.0	42.3	1	-	1	4.3	0	14.3	59
60 Other diseases peculiar to early infancy, and immaturity unqualified (769-776)	15	4	11	43.7	19.9	77.5	6	1	5	25.5	6.1	71.4	60
61 Senility, without mention of psychosis (794)	-	-	-	0	0	0	-	-	-	0	0	0	61
62 Ill-defined and unknown causes (780-793, 795)	6	1	5	17.5	5.0	35.2	1	-	1	4.3	0	14.3	62
63 Motor vehicle accidents (E810-E835)	7	3	4	20.4	14.9	28.2	8	4	4	34.0	24.2	57.1	63
64 All other accidents (E800-E802, E840-E962)	14	6	8	40.8	29.9	56.3	11	3	8	46.8	18.2	114.3	64
65 Suicide (E963, E970, E979)	-	-	-	0	0	0	2	3	-	12.8	18.2	0	65
66 Homicide (E964, E980-E985)	5	-	5	14.6	0	35.2	2	-	2	8.5	0	28.6	66
67 All other diseases (residual)	26	15	11	75.8	74.6	77.5	24	19	5	102.1	115.2	71.4	67

TABLE XIII VITAL STATISTICS, BY COUNTY, BY RACE, GEORGIA, 1960

ITEM	Towns						Towns						
	Number			Rate or Ratio *			Number			Rate or Ratio *			
	Total	White	Non-White	Total	White	Non-White	Total	White	Non-White	Total	White	Non-White	
1 Estimated population	16,800	12,100	4,700				4,500	4,500	000				1
LIVE BIRTHS													
2 Total	464	282	182	27.6	23.3	38.7	77	77	-	17.1	17.1	...	2
3 Delivered in hospital	305	278	27	65.7%	98.6%	14.8%	75	75	-	97.4%	97.4%	...	3
4 Delivered in home by physician	21	1	20	4.5%	0.4%	11.0%	2	2	-	2.6%	2.6%	...	4
5 Delivered in home by midwife	138	3	135	29.7%	1.1%	74.2%	-	-	-	0%	0%	...	5
6 Other deliveries	-	-	-	0%	0%	0%	-	-	-	0%	0%	...	6
7 Immature births	43	20	23	92.7	70.9	126.4	5	5	-	64.9	64.9	...	7
8 Live births to un-wed mothers	56	4	52	120.7	14.2	285.7	3	3	-	39.0	39.0	...	8
FETAL DEATHS													
9 Total	15	3	12	32.3	10.6	65.9	2	2	-	26.0	26.0	...	9
10 Under 20 weeks gestation	1	-	1	2.2	0	5.5	-	-	-	0	0	...	10
11 20-27 weeks gestation	3	1	2	6.5	3.5	11.0	-	-	-	0	0	...	11
12 28 weeks and more	10	2	8	21.6	7.1	44.0	2	2	-	26.0	26.0	...	12
13 Unknown length of gestation	1	-	1	2.2	0	5.5	-	-	-	0	0	...	13
DEATHS													
14 Total, all ages	190	131	59	131.0	1082.6	1255.3	28	28	-	622.2	622.2	...	14
15 Under 1 year	15	7	8	32.3	24.8	44.0	1	1	-	13.0	13.0	...	15
16 Under 28 days	7	4	3	15.1	14.2	16.5	-	-	-	0	0	...	16
17 Deaths from immaturity	2	1	1	4.3	3.5	5.5	-	-	-	0	0	...	17
18 1-4 years **	5	1	4	-	-	-	-	-	-	0	0	...	18
19 Maternal deaths	3	1	2	64.7	35.5	109.9	-	-	-	0	0	...	19
CAUSE OF DEATH													
20 Tuberculosis, all forms (001-019)	-	-	-	0	0	0	-	-	-	0	0	...	20
21 Syphilis and its sequelae (020-029)	-	-	-	0	0	0	-	-	-	0	0	...	21
22 Typhoid fever (040)	-	-	-	0	0	0	-	-	-	0	0	...	22
23 Dysentery, all forms (045-048)	-	-	-	0	0	0	-	-	-	0	0	...	23
24 Scarlet fever (050)	-	-	-	0	0	0	-	-	-	0	0	...	24
25 Streptococcal sore throat (051)	-	-	-	0	0	0	-	-	-	0	0	...	25
26 Diphtheria (055)	-	-	-	0	0	0	-	-	-	0	0	...	26
27 Whooping cough (056)	-	-	-	0	0	0	-	-	-	0	0	...	27
28 Meningococcal infections (057)	-	-	-	0	0	0	-	-	-	0	0	...	28
29 Acute poliomyelitis (080)	-	-	-	0	0	0	-	-	-	0	0	...	29
30 Acute infectious encephalitis (082)	-	-	-	0	0	0	-	-	-	0	0	...	30
31 Smallpox (084)	-	-	-	0	0	0	-	-	-	0	0	...	31
32 Measles (085)	-	-	-	0	0	0	-	-	-	0	0	...	32
33 Typhus and other rickettsial diseases (100-103, 105-108)	-	-	-	0	0	0	-	-	-	0	0	...	33
34 Rocky Mountain spotted fever (104)	-	-	-	0	0	0	-	-	-	0	0	...	34
35 Malaria (110-117)	-	-	-	0	0	0	-	-	-	0	0	...	35
36 All other diseases classified as infective and parasitic (030-039, 041-044, 049, 052-054, 059-074, 081, 083, 086-096, 120-138)	2	2	-	11.9	16.5	0	-	-	-	0	0	...	36
37 Malignant neoplasms, including neoplasms of lymphatic and haematopoietic tissues (140-205)	28	21	7	166.7	173.6	148.9	5	5	-	111.1	111.1	...	37
38 Benign and unspecified neoplasms (210-239)	1	-	1	6.0	0	21.3	-	-	-	0	0	...	38
39 Diabetes mellitus (260)	4	4	-	23.8	33.1	0	-	-	-	0	0	...	39
40 Pellagra (281)	-	-	-	0	0	0	-	-	-	0	0	...	40
41 Anemias (290-293)	-	-	-	0	0	0	-	-	-	0	0	...	41
42 Vascular lesions affecting central nervous system (330-334)	36	24	12	214.3	198.3	255.3	4	4	-	88.9	88.9	...	42
43 Nonmeningococcal meningitis (340)	-	-	-	0	0	0	-	-	-	0	0	...	43
44 Rheumatic fever (400-402)	-	-	-	0	0	0	-	-	-	0	0	...	44
45 Heart diseases (410-443)	50	39	11	297.6	322.3	234.0	10	10	-	222.2	222.2	...	45
46 Hypertension without mention of heart (444-447)	2	2	-	11.9	16.5	0	-	-	-	0	0	...	46
47 Influenza and pneumonia (480-483, 490-493)	11	8	3	65.5	66.1	63.8	4	4	-	88.9	88.9	...	47
48 Bronchitis (500-502)	1	1	-	6.0	8.3	0	1	1	-	22.2	22.2	...	48
49 Ulcer of stomach and duodenum (540-541)	1	-	1	6.0	0	21.3	-	-	-	0	0	...	49
50 Appendicitis (550-553)	1	-	1	6.0	0	21.3	-	-	-	0	0	...	50
51 Intestinal obstruction and hernia (560, 561, 570)	-	-	-	0	0	0	-	-	-	0	0	...	51
52 Gastritis, duodenitis, enteritis and colitis (except diarrhea of the newborn) (543, 571, 572)	2	-	2	11.9	0	42.6	-	-	-	0	0	...	52
53 Cirrhosis of liver (581)	1	1	-	6.0	8.3	0	-	-	-	0	0	...	53
54 Nephritis and nephrosis (590-594)	2	1	1	11.9	8.3	21.3	-	-	-	0	0	...	54
55 Hyperplasia of prostate (610)	1	-	1	6.0	0	21.3	-	-	-	0	0	...	55
56 Complications of pregnancy, childbirth and the puerperium (640-652, 670-689)	3	1	2	17.9	8.3	42.6	-	-	-	0	0	...	56
57 Congenital malformations (750-759)	3	2	1	17.9	16.5	21.3	-	-	-	0	0	...	57
58 Birth injuries, postnatal asphyxia and atelectasis (760-762)	-	-	-	0	0	0	-	-	-	0	0	...	58
59 Infection of the newborn (763-768)	1	-	1	6.0	0	21.3	-	-	-	0	0	...	59
60 Other diseases peculiar to early infancy, and immaturity unqualified (769-776)	7	3	4	41.7	24.8	85.1	-	-	-	0	0	...	60
61 Senility, without mention of psychosis (794)	-	-	-	0	0	0	-	-	-	0	0	...	61
62 Ill-defined and unknown causes (780-793, 795)	1	-	1	6.0	0	21.3	-	-	-	0	0	...	62
63 Motor vehicle accidents (E810-E835)	9	7	2	53.6	57.9	42.6	1	1	-	22.2	22.2	...	63
64 All other accidents (E800-E802, E840-E962)	10	4	6	59.5	33.1	127.7	-	-	-	0	0	...	64
65 Suicide (E963, E970, E979)	2	2	-	11.9	16.5	0	-	-	-	0	0	...	65
66 Homicide (E964, E980-E985)	3	2	1	17.9	16.5	21.3	-	-	-	0	0	...	66
67 All other diseases (residual)	8	7	1	47.6	57.9	21.3	3	3	-	66.7	66.7	...	67

TABLE XIII VITAL STATISTICS, BY COUNTY, BY RACE, GEORGIA, 1960

ITEM	Trenton						Troup						
	Number			Rate or Ratio *			Number			Rate or Ratio *			
	Total	White	Non-White	Total	White	Non-White	Total	White	Non-White	Total	White	Non-White	
1 Estimated population	5,800	3,900	1,900				47,200	31,400	15,800				1
LIVE BIRTHS													
2 Total	135	75	60	23.3	19.2	31.6	1,032	563	469	21.9	17.9	29.7	2
3 Delivered in hospital	91	72	19	67.4%	96.0%	31.7%	844	561	283	81.8%	99.6%	60.3%	3
4 Delivered in home by physician	1	1	-	0.7%	1.3%	0%	10	-	10	1.0%	0%	2.1%	4
5 Delivered in home by midwife	43	2	41	31.9%	2.7%	68.3%	177	2	175	17.2%	0.4%	37.3%	5
6 Other deliveries	-	-	-	0%	0%	0%	1	-	1	0.1%	0%	0.2%	6
7 Immature births	8	4	4	59.3	53.3	66.7	112	45	67	108.5	79.9	142.9	7
8 Live births to un-wed mothers	7	-	7	51.9	0	116.7	125	4	121	121.1	7.1	258.0	8
FETAL DEATHS													
9 Total	3	-	3	22.2	0	50.0	80	45	35	77.5	79.9	74.6	9
10 Under 20 weeks gestation	-	-	-	0	0	0	64	36	28	62.0	63.9	59.7	10
11 20-27 weeks gestation	-	-	-	0	0	0	2	1	1	1.9	1.8	2.1	11
12 28 weeks and more	3	-	3	22.2	0	50.0	13	8	5	12.6	14.2	10.7	12
13 Unknown length of gestation	-	-	-	0	0	0	1	-	1	1.0	0	2.1	13
DEATHS													
14 Total, all ages	53	37	16	913.8	948.7	842.1	485	289	196	1027.5	920.4	1240.5	14
15 Under 1 year	4	2	2	29.6	26.7	33.3	43	13	30	41.7	23.1	64.0	15
16 Under 28 days	2	1	1	14.8	13.3	16.7	23	9	14	22.3	16.0	29.9	16
17 Deaths from immaturity	-	-	-	0	0	0	5	-	5	4.8	0	10.7	17
18 1-4 years **	1	1	-	-	-	-	3	2	1	-	-	-	18
19 Maternal deaths	-	-	-	0	0	0	1	-	1	9.7	0	21.3	19
CAUSE OF DEATH													
20 Tuberculosis, all forms (001-019)	1	-	1	17.2	0	52.6	7	4	3	14.8	12.7	19.0	20
21 Syphilis and its sequelae (020-029)	-	-	-	0	0	0	1	-	1	2.1	0	6.3	21
22 Typhoid fever (040)	-	-	-	0	0	0	-	-	-	0	0	0	22
23 Dysentery, all forms (045-048)	-	-	-	0	0	0	-	-	-	0	0	0	23
24 Scarlet fever (050)	-	-	-	0	0	0	-	-	-	0	0	0	24
25 Streptococcal sore throat (051)	-	-	-	0	0	0	-	-	-	0	0	0	25
26 Diphtheria (055)	-	-	-	0	0	0	-	-	-	0	0	0	26
27 Whooping cough (056)	-	-	-	0	0	0	-	-	-	0	0	0	27
28 Meningococcal infections (057)	-	-	-	0	0	0	-	-	-	0	0	0	28
29 Acute poliomyelitis (080)	-	-	-	0	0	0	-	-	-	0	0	0	29
30 Acute infectious encephalitis (082)	-	-	-	0	0	0	-	-	-	0	0	0	30
31 Smallpox (084)	-	-	-	0	0	0	-	-	-	0	0	0	31
32 Measles (085)	-	-	-	0	0	0	-	-	-	0	0	0	32
33 Typhus and other rickettsial diseases (100-103, 105-108)	-	-	-	0	0	0	-	-	-	0	0	0	33
34 Rocky Mountain spotted fever (104)	-	-	-	0	0	0	-	-	-	0	0	0	34
35 Malaria (110-117)	-	-	-	0	0	0	-	-	-	0	0	0	35
36 All other diseases classified as infective and parasitic (030-039, 041-044, 049, 052-054, 059-074, 081, 083, 086-096, 120-138)	-	-	-	0	0	0	2	-	2	4.2	0	12.7	36
37 Malignant neoplasms, including neoplasms of lymphatic and haemopoietic tissues (140-205)	5	3	2	86.2	76.9	105.3	56	44	12	118.6	140.1	75.9	37
38 Benign and unspecified neoplasms (210-239)	-	-	-	0	0	0	1	1	-	2.1	3.2	0	38
39 Diabetes mellitus (260)	1	1	1	17.2	0	52.6	8	3	5	16.9	9.6	31.6	39
40 Pellagra (281)	-	-	-	0	0	0	-	-	-	0	0	0	40
41 Anemias (290-293)	-	-	-	0	0	0	1	-	-	0	0	0	41
42 Vascular lesions affecting central nervous system (330-334)	12	9	3	206.9	230.8	157.9	97	50	47	205.5	159.2	297.5	42
43 Nonmeningococcal meningitis (340)	-	-	-	0	0	0	-	-	-	0	0	0	43
44 Rheumatic fever (400-402)	-	-	-	0	0	0	-	-	-	0	0	0	44
45 Heart diseases (410-443)	18	14	4	310.3	359.0	210.5	149	106	43	315.7	337.6	272.2	45
46 Hypertension without mention of heart (444-447)	1	1	-	17.2	25.6	0	2	-	2	4.2	0	12.7	46
47 Influenza and pneumonia (480-483, 490-493)	6	3	3	103.4	76.9	157.9	28	11	17	59.3	35.0	107.6	47
48 Bronchitis (500-502)	-	-	-	0	0	0	-	-	-	0	0	0	48
49 Ulcer of stomach and duodenum (540-541)	-	-	-	0	0	0	4	1	3	8.5	3.2	19.0	49
50 Appendicitis (550-553)	-	-	-	0	0	0	-	-	-	0	0	0	50
51 Intestinal obstruction and hernia (560, 561, 570)	-	-	-	0	0	0	-	-	-	0	0	0	51
52 Gastritis, duodenitis, enteritis and colitis (except diarrhea of the newborn) (543, 571, 572)	1	1	-	17.2	25.6	0	3	1	2	6.4	3.2	12.7	52
53 Cirrhosis of liver (581)	-	-	-	0	0	0	9	6	3	19.1	19.1	19.0	53
54 Nephritis and nephrosis (590-594)	1	1	-	17.2	25.6	0	11	-	11	23.3	0	69.6	54
55 Hyperplasia of prostate (610)	-	-	-	0	0	0	-	-	-	0	0	0	55
56 Complications of pregnancy, childbirth and the puerperium (640-652, 670-689)	-	-	-	0	0	0	1	-	1	2.1	0	6.3	56
57 Congenital malformations (750-759)	-	-	-	0	0	0	7	6	1	14.8	19.1	6.3	57
58 Birth injuries, postnatal asphyxia and alectolosis (760-762)	2	1	1	34.5	25.6	52.6	11	7	4	23.3	22.3	25.3	58
59 Infection of the newborn (763-768)	-	-	-	0	0	0	2	-	2	4.2	0	12.7	59
60 Other diseases peculiar to early infancy, and immaturity unqualified (769-776)	-	-	-	0	0	0	9	-	9	19.1	0	57.0	60
61 Senility, without mention of psychosis (794)	-	-	-	0	0	0	-	-	-	0	0	0	61
62 Ill-defined and unknown causes (780-793, 795)	-	-	-	0	0	0	1	-	1	2.1	0	6.3	62
63 Motor vehicle accidents (E810-E835)	-	-	-	0	0	0	17	9	8	36.0	28.7	50.6	63
64 All other accidents (E800-E802, E840-E962)	2	2	-	34.5	51.3	0	11	4	7	23.3	12.7	44.3	64
65 Suicide (E963, E970, E979)	1	1	-	17.2	25.6	0	6	6	-	12.7	19.1	0	65
66 Homicide (E964, E980-E985)	1	1	-	17.2	0	52.6	8	1	7	16.9	3.2	44.3	66
67 All other diseases (residual)	1	1	-	17.2	25.6	0	33	28	5	62.9	82.2	31.6	67

TABLE XIII VITAL STATISTICS, BY COUNTY, BY RACE, GEORGIA, 1960

ITEM	Turner						Twiggs						
	Number			Rate or Ratio ^{a)}			Number			Rate or Ratio ^{a)}			
	Total	White	Non-White	Total	White	Non-White	Total	White	Non-White	Total	White	Non-White	
1 Estimated population	8,400	5,300	3,100				8,000	3,200	4,800				1
LIVE BIRTHS													
2 Total	211	98	113	25.1	18.5	36.5	212	57	155	26.5	17.8	32.3	2
3 Delivered in hospital	161	98	63	76.3%	100.0%	55.8%	124	55	69	58.5%	96.5%	44.5%	3
4 Delivered in home by physician	3	-	3	1.4%	0%	2.7%	23	1	22	10.8%	1.8%	14.2%	4
5 Delivered in home by midwife	47	-	47	22.3%	0%	41.6%	65	1	64	30.7%	1.8%	41.3%	5
6 Other deliveries	-	-	-	0%	0%	0%	-	-	-	0%	0%	0%	6
7 Immature births	21	10	11	99.5	102.0	97.3	14	3	11	66.0	52.6	71.0	7
8 Live births to un-wed mothers	35	2	33	165.9	20.4	292.0	35	1	34	165.1	17.5	219.4	8
FETAL DEATHS													
9 Total	6	1	5	28.4	10.2	44.2	9	1	8	42.5	17.5	51.6	9
10 Under 20 weeks gestation	-	-	-	0	0	0	1	1	-	4.7	17.5	0	10
11 20-27 weeks gestation	4	1	3	19.0	10.2	26.5	1	-	1	4.7	0	6.5	11
12 28 weeks and more	2	-	2	9.5	0	17.7	7	-	7	33.0	0	45.2	12
13 Unknown length of gestation	-	-	-	0	0	0	-	-	-	0	0	0	13
DEATHS													
14 Total, all ages	100	61	39	190.5	150.9	1258.1	61	22	39	762.5	687.5	812.5	14
15 Under 1 year	15	4	11	71.1	40.8	97.3	5	1	4	23.6	17.5	25.8	15
16 Under 28 days	7	4	3	33.2	40.8	26.5	2	1	1	9.4	17.5	6.5	16
17 Deaths from immaturity	6	4	2	28.4	40.8	17.7	-	-	-	0	0	0	17
18 1-4 years **	3	1	2	-	-	-	-	-	-	-	-	-	18
19 Maternal deaths	-	-	-	0	0	0	-	-	-	0	0	0	19
CAUSE OF DEATH													
20 Tuberculosis, all forms (001-019)	-	-	-	0	0	0	-	-	-	0	0	0	20
21 Syphilis and its sequelae (020-029)	-	-	-	0	0	0	-	-	-	0	0	0	21
22 Typhoid fever (040)	-	-	-	0	0	0	-	-	-	0	0	0	22
23 Dysentery, all forms (045-048)	2	-	2	23.8	0	64.5	-	-	-	0	0	0	23
24 Scarlet fever (050)	-	-	-	0	0	0	-	-	-	0	0	0	24
25 Streptococcal sore throat (051)	-	-	-	0	0	0	-	-	-	0	0	0	25
26 Diphtheria (055)	-	-	-	0	0	0	-	-	-	0	0	0	26
27 Whooping cough (054)	1	-	1	11.9	0	32.3	-	-	-	0	0	0	27
28 Meningococcal infections (057)	-	-	-	0	0	0	-	-	-	0	0	0	28
29 Acute poliomyelitis (080)	-	-	-	0	0	0	-	-	-	0	0	0	29
30 Acute infectious encephalitis (082)	-	-	-	0	0	0	-	-	-	0	0	0	30
31 Smallpox (084)	-	-	-	0	0	0	-	-	-	0	0	0	31
32 Measles (085)	-	-	-	0	0	0	-	-	-	0	0	0	32
33 Typhus and other rickettsial diseases (100-103, 105-108)	-	-	-	0	0	0	-	-	-	0	0	0	33
34 Rocky Mountain spotted fever (104)	-	-	-	0	0	0	-	-	-	0	0	0	34
35 Malaria (110-117)	-	-	-	0	0	0	-	-	-	0	0	0	35
36 All other diseases classified as infective and parasitic (030-039, 041-044, 049, 052-054, 059-074, 081, 083, 086-096, 120-138)	-	-	-	0	0	0	-	-	-	0	0	0	36
37 Malignant neoplasms, including neoplasms of lymphatic and haematopoietic tissues (140-205)	15	11	4	178.6	207.5	129.0	6	2	4	75.0	62.5	83.3	37
38 Benign and unspecified neoplasms (210-239)	1	1	-	11.9	18.9	0	1	-	1	12.5	0	20.8	38
39 Diabetes mellitus (260)	1	-	1	11.9	0	32.3	2	-	2	25.0	0	41.7	39
40 Pellagra (281)	-	-	-	0	0	0	-	-	-	0	0	0	40
41 Anemias (290-293)	-	-	-	0	0	0	-	-	-	0	0	0	41
42 Vascular lesions affecting central nervous system (330-334)	23	13	10	273.8	245.3	322.6	10	6	4	125.0	187.5	83.3	42
43 Nonmeningococcal meningitis (340)	-	-	-	0	0	0	-	-	-	0	0	0	43
44 Rheumatic fever (400-402)	-	-	-	0	0	0	-	-	-	0	0	0	44
45 Heart diseases (410-443)	27	20	7	321.4	377.4	225.8	23	10	13	287.5	312.5	270.8	45
46 Hypertension without mention of heart (444-447)	-	-	-	0	0	0	-	-	-	0	0	0	46
47 Influenza and pneumonia (480-483, 490-493)	3	1	2	35.7	18.9	64.5	8	2	6	100.0	62.5	125.0	47
48 Bronchitis (500-502)	-	-	-	0	0	0	-	-	-	0	0	0	48
49 Ulcer of stomach and duodenum (540-541)	-	-	-	0	0	0	-	-	-	0	0	0	49
50 Appendicitis (550-553)	-	-	-	0	0	0	-	-	-	0	0	0	50
51 Intestinal obstruction and hernia (560, 561, 570)	1	1	-	11.9	18.9	0	-	-	-	0	0	0	51
52 Gastritis, duodenitis, enteritis and colitis (except diarrhea of the newborn) (543, 571, 572)	3	-	3	35.7	0	96.8	-	-	-	0	0	0	52
53 Cirrhosis of liver (581)	1	-	1	11.9	0	32.3	-	-	-	0	0	0	53
54 Nephritis and nephrosis (590-594)	-	-	-	0	0	0	2	1	1	25.0	31.3	20.8	54
55 Hyperplasia of prostate (610)	1	1	-	11.9	18.9	0	-	-	-	0	0	0	55
56 Complications of pregnancy, childbirth and the puerperium (640-652, 670-689)	-	-	-	0	0	0	-	-	-	0	0	0	56
57 Congenital malformations (750-759)	-	-	-	0	0	0	1	-	1	12.5	0	20.8	57
58 Birth injuries, postnatal asphyxia and atelectasis (760-762)	1	-	1	11.9	0	32.3	1	1	-	12.5	31.3	0	58
59 Infection of the newborn (763-768)	-	-	-	0	0	0	1	-	1	12.5	0	20.8	59
60 Other diseases peculiar to early infancy, and immaturity unqualified (769-776)	6	4	2	71.4	75.5	64.5	-	-	-	0	0	0	60
61 Senility, without mention of psychosis (794)	-	-	-	0	0	0	-	-	-	0	0	0	61
62 Ill-defined and unknown causes (780-793, 795)	-	-	-	0	0	0	1	-	1	12.5	0	20.8	62
63 Motor vehicle accidents (E810-E835)	2	1	1	23.8	18.9	32.3	2	-	2	25.0	0	41.7	63
64 All other accidents (E800-E802, E840-E962)	7	4	3	83.3	75.5	96.8	1	-	1	12.5	0	20.8	64
65 Suicide (E963, E970, E979)	-	-	-	0	0	0	-	-	-	0	0	0	65
66 Homicide (E964, E980-E985)	2	1	1	23.8	18.9	32.3	1	-	1	12.5	0	20.8	66
67 All other diseases (residual)	3	3	-	35.7	56.6	0	1	-	1	12.5	0	20.8	67

TABLE XIII VITAL STATISTICS, BY COUNTY, BY RACE, GEORGIA, 1960

ITEM	Union						Upson						
	Number			Rate or Ratio *			Number			Rate or Ratio *			
	Total	White	Non-White	Total	White	Non-White	Total	White	Non-White	Total	White	Non-White	
1 Estimated population	6,500	6,500	000				23,800	17,100	6,700				1
LIVE BIRTHS													
2 Total	117	117	-	18.0	18.0	...	551	353	198	23.2	20.6	29.6	2
3 Delivered in hospital	77	77	-	65.8%	65.8%	...	498	350	148	90.4%	99.2%	74.7%	3
4 Delivered in home by physician	39	39	-	33.3%	33.3%	...	8	1	7	1.5%	0.3%	3.5%	4
5 Delivered in home by midwife	1	1	-	0.9%	0.9%	...	44	2	42	8.0%	0.6%	21.2%	5
6 Other deliveries	-	-	-	0%	0%	...	1	-	1	0.2%	0%	0.5%	6
7 Immature births	2	2	-	17.1	17.1	...	55	19	36	99.8	53.8	181.8	7
8 Live births to un-wed mothers	7	7	-	59.8	59.8	...	54	-	54	98.0	0	272.7	8
FETAL DEATHS													
9 Total	1	1	-	8.5	8.5	...	19	9	10	34.5	25.5	50.5	9
10 Under 20 weeks gestation	-	-	-	0	0	...	4	2	2	7.3	5.7	10.1	10
11 20-27 weeks gestation	-	-	-	0	0	...	6	2	4	10.9	5.7	20.2	11
12 28 weeks and more	1	1	-	8.5	8.5	...	8	4	4	14.5	11.3	20.2	12
13 Unknown length of gestation	-	-	-	0	0	...	1	1	-	1.8	2.8	0	13
DEATHS													
14 Total, all ages	59	59	-	907.7	907.7	...	216	149	67	907.6	871.3	1000.0	14
15 Under 1 year	2	2	-	17.1	17.1	...	23	12	11	41.7	34.0	55.6	15
16 Under 28 days	-	-	-	0	0	...	13	9	4	23.6	25.5	20.2	16
17 Deaths from immaturity	-	-	-	0	0	...	3	2	1	5.4	5.7	5.1	17
18 1-4 years **	-	-	-	0	0	...	1	1	-	-	-	-	18
19 Maternal deaths	-	-	-	0	0	...	1	-	1	18.1	0	50.5	19
CAUSE OF DEATH													
20 Tuberculosis, all forms (001-019)	1	1	-	15.4	15.4	...	-	-	-	0	0	0	20
21 Syphilis and its sequelae (020-029)	-	-	-	0	0	...	-	-	-	0	0	0	21
22 Typhoid fever (040)	-	-	-	0	0	...	-	-	-	0	0	0	22
23 Dysentery, all forms (045-048)	-	-	-	0	0	...	-	-	-	0	0	0	23
24 Scarlet fever (050)	-	-	-	0	0	...	-	-	-	0	0	0	24
25 Streptococcal sore throat (051)	-	-	-	0	0	...	-	-	-	0	0	0	25
26 Diphtheria (055)	-	-	-	0	0	...	-	-	-	0	0	0	26
27 Whooping cough (056)	-	-	-	0	0	...	-	-	-	0	0	0	27
28 Meningococcal infections (057)	-	-	-	0	0	...	-	-	-	0	0	0	28
29 Acute poliomyelitis (080)	-	-	-	0	0	...	-	-	-	0	0	0	29
30 Acute infectious encephalitis (082)	-	-	-	0	0	...	-	-	-	0	0	0	30
31 Smallpox (084)	-	-	-	0	0	...	-	-	-	0	0	0	31
32 Measles (085)	-	-	-	0	0	...	-	-	-	0	0	0	32
33 Typhus and other rickettsial diseases (100-103, 105-108)	-	-	-	0	0	...	-	-	-	0	0	0	33
34 Rocky Mountain spotted fever (104)	-	-	-	0	0	...	-	-	-	0	0	0	34
35 Malaria (110-117)	-	-	-	0	0	...	-	-	-	0	0	0	35
36 All other diseases classified as infective and parasitic (030-039, 041-044, 049, 052-054, 059-074, 081, 083, 086-096, 120-138)	-	-	-	0	0	...	-	-	-	0	0	0	36
37 Malignant neoplasms, including neoplasms of lymphatic and haematopoietic tissues (140-205)	8	8	-	123.1	123.1	...	30	22	8	126.1	128.7	119.4	37
38 Benign and unspecified neoplasms (210-239)	-	-	-	0	0	...	-	-	-	0	0	0	38
39 Diabetes mellitus (260)	-	-	-	0	0	...	4	3	1	16.8	17.5	14.9	39
40 Pellagra (281)	-	-	-	0	0	...	-	-	-	0	0	0	40
41 Anemias (290-293)	-	-	-	0	0	...	-	-	-	0	0	0	41
42 Vascular lesions affecting central nervous system (330-334)	6	6	-	92.3	92.3	...	35	22	13	147.1	128.7	194.0	42
43 Nonmeningococcal meningitis (340)	-	-	-	0	0	...	1	-	1	4.2	0	14.9	43
44 Rheumatic fever (400-402)	-	-	-	0	0	...	-	-	-	0	0	0	44
45 Heart diseases (410-443)	23	23	-	353.8	353.8	...	74	54	20	310.9	315.8	298.5	45
46 Hypertension without mention of heart (444-447)	-	-	-	0	0	...	-	-	-	0	0	0	46
47 Influenza and pneumonia (480-483, 490-493)	7	7	-	107.7	107.7	...	9	5	4	37.8	29.2	59.7	47
48 Bronchitis (500-502)	-	-	-	0	0	...	-	-	-	0	0	0	48
49 Ulcer of stomach and duodenum (540-541)	-	-	-	0	0	...	1	1	-	4.2	5.8	0	49
50 Appendicitis (550-553)	-	-	-	0	0	...	-	-	-	0	0	0	50
51 Intestinal obstruction and hernia (560, 561, 570)	-	-	-	0	0	...	1	1	-	4.2	5.8	0	51
52 Gastritis, duodenitis, enteritis and colitis (except diarrhea of the newborn) (543, 571, 572)	-	-	-	0	0	...	3	1	2	12.6	5.8	29.9	52
53 Cirrhosis of liver (581)	1	1	-	15.4	15.4	...	1	1	1	8.4	5.8	14.9	53
54 Nephritis and nephrosis (590-594)	1	1	-	15.4	15.4	...	2	1	1	8.4	5.8	14.9	54
55 Hyperplasia of prostate (610)	1	1	-	15.4	15.4	...	-	-	-	0	0	0	55
56 Complications of pregnancy, childbirth and the puerperium (640-652, 670-689)	-	-	-	0	0	...	1	-	1	4.2	0	14.9	56
57 Congenital malformations (750-759)	-	-	-	0	0	...	2	2	-	8.4	11.7	0	57
58 Birth injuries, postnatal asphyxia and atelectasis (760-762)	-	-	-	0	0	...	3	1	2	12.6	5.8	29.9	58
59 Infection of the newborn (763-768)	-	-	-	0	0	...	1	1	-	4.2	5.8	0	59
60 Other diseases peculiar to early infancy, and immaturity unqualified (769-776)	-	-	-	0	0	...	5	3	2	21.0	17.5	29.9	60
61 Senility, without mention of psychosis (794)	1	1	-	15.4	15.4	...	1	1	-	4.2	5.8	0	61
62 Ill-defined and unknown causes (780-793, 795)	-	-	-	0	0	...	6	4	2	25.2	23.4	29.9	62
63 Motor vehicle accidents (E810-E835)	1	1	-	15.4	15.4	...	6	5	1	25.2	29.2	14.9	63
64 All other accidents (E800-E802, E840-E962)	-	-	-	0	0	...	3	2	1	12.6	11.7	14.9	64
65 Suicide (E963, E970, E979)	1	1	-	15.4	15.4	...	-	-	-	0	0	0	65
66 Homicide (E964, E980-E985)	-	-	-	0	0	...	-	-	-	0	0	0	66
67 All other diseases (residual)	8	8	-	123.1	123.1	...	26	19	7	109.2	111.1	104.5	67

TABLE XIII VITAL STATISTICS, BY COUNTY, BY RACE, GEORGIA, 1960

ITEM	Walker						Walton						
	Number			Rate or Ratio *			Number			Rate or Ratio *			
	Total	White	Non-White	Total	White	Non-White	Total	White	Non-White	Total	White	Non-White	
1 Estimated population	45,400	43,000	2,400				20,400	14,300	6,100				1
LIVE BIRTHS													
2 Total	1,037	967	70	22.8	22.5	29.2	518	296	222	25.4	20.7	36.4	2
3 Delivered in hospital	1,028	958	70	99.1%	99.1%	100.0%	462	294	168	89.2%	99.3%	75.7%	3
4 Delivered in home by physician	8	8	-	0.8%	0.8%	0%	4	1	3	0.8%	0.3%	1.4%	4
5 Delivered in home by midwife	1	1	-	0.1%	0.1%	0%	52	1	51	10.0%	0.3%	23.0%	5
6 Other deliveries	-	-	-	0%	0%	0%	-	-	-	0%	0%	0%	6
7 Immature births	89	76	13	85.8	78.6	185.7	50	20	30	96.5	67.6	135.1	7
8 Live births to un-wed mothers	26	12	14	25.1	12.4	200.0	61	3	58	117.8	10.1	261.3	8
FETAL DEATHS													
9 Total	18	16	2	17.4	16.5	28.6	19	12	7	36.7	40.5	31.5	9
10 Under 20 weeks gestation	-	-	-	0	0	0	5	2	3	9.7	6.8	13.5	10
11 20-27 weeks gestation	5	5	-	4.8	5.2	0	5	5	-	9.7	16.9	0	11
12 28 weeks and more	12	11	1	11.6	11.4	14.3	7	4	3	13.5	13.5	13.5	12
13 Unknown length of gestation	1	-	1	1.0	0	14.3	2	1	1	3.9	3.4	4.5	13
DEATHS													
14 Total, all ages	355	324	31	781.9	753.5	1291.7	184	125	59	902.0	874.1	967.2	14
15 Under 1 year	29	27	2	28.0	27.9	28.6	23	11	12	44.4	37.2	54.1	15
16 Under 28 days	22	20	2	21.2	20.7	28.6	12	8	4	23.2	27.0	18.0	16
17 Deaths from immaturity	10	8	2	9.6	8.3	28.6	6	4	2	11.6	13.5	9.0	17
18 1-4 years **	4	3	1	-	-	-	2	1	1	-	-	-	18
19 Maternal deaths	-	-	-	0	0	0	1	-	1	19.3	0	45.0	19
CAUSE OF DEATH													
20 Tuberculosis, all forms (001-019)	4	4	-	8.8	9.3	0	1	1	-	4.9	7.0	0	20
21 Syphilis and its sequelae (020-029)	-	-	-	0	0	0	-	-	-	0	0	0	21
22 Typhoid fever (040)	-	-	-	0	0	0	-	-	-	0	0	0	22
23 Dysentery, all forms (045-048)	-	-	-	0	0	0	1	1	-	4.9	7.0	0	23
24 Scarlet fever (050)	-	-	-	0	0	0	-	-	-	0	0	0	24
25 Streptococcal sore throat (051)	-	-	-	0	0	0	-	-	-	0	0	0	25
26 Diphtheria (055)	-	-	-	0	0	0	-	-	-	0	0	0	26
27 Whooping cough (056)	-	-	-	0	0	0	-	-	-	0	0	0	27
28 Meningococcal infections (057)	-	-	-	0	0	0	-	-	-	0	0	0	28
29 Acute poliomyelitis (080)	-	-	-	0	0	0	-	-	-	0	0	0	29
30 Acute infectious encephalitis (082)	-	-	-	0	0	0	-	-	-	0	0	0	30
31 Smallpox (084)	-	-	-	0	0	0	-	-	-	0	0	0	31
32 Measles (085)	-	-	-	0	0	0	-	-	-	0	0	0	32
33 Typhus and other rickettsial diseases (100-103, 105-108)	-	-	-	0	0	0	-	-	-	0	0	0	33
34 Rocky Mountain spotted fever (104)	-	-	-	0	0	0	-	-	-	0	0	0	34
35 Malaria (110-117)	-	-	-	0	0	0	-	-	-	0	0	0	35
36 All other diseases classified as infective and parasitic (030-039, 041-044, 049, 052-054, 059-074, 081, 083, 086-096, 120-138)	3	1	2	6.6	2.3	83.3	2	2	-	9.8	14.0	0	36
37 Malignant neoplasms, including neoplasms of lymphatic and haematopoietic tissues (140-205)	53	48	5	116.7	111.6	208.3	9	8	1	44.1	55.9	16.4	37
38 Benign and unspecified neoplasms (210-239)	-	-	-	0	0	0	3	2	1	14.7	14.0	16.4	38
39 Diabetes mellitus (260)	4	3	1	8.8	7.0	41.7	5	3	2	24.5	21.0	32.8	39
40 Pellagra (281)	-	-	-	0	0	0	-	-	-	0	0	0	40
41 Anemias (290-293)	2	2	-	4.4	4.7	0	-	-	-	0	0	0	41
42 Vascular lesions affecting central nervous system (330-334)	47	43	4	103.5	100.0	166.7	20	12	8	98.0	83.9	131.1	42
43 Nonmeningococcal meningitis (340)	1	1	-	2.2	2.3	0	2	1	1	9.8	7.0	16.4	43
44 Rheumatic fever (400-402)	-	-	-	0	0	0	-	-	-	0	0	0	44
45 Heart diseases (410-443)	107	100	7	235.7	232.6	291.7	64	48	16	313.7	335.7	262.3	45
46 Hypertension without mention of heart (444-447)	1	1	-	2.2	2.3	0	3	2	1	14.7	14.0	16.4	46
47 Influenza and pneumonia (480-483, 490-493)	20	17	3	44.1	39.5	125.0	12	7	5	58.8	49.0	82.0	47
48 Bronchitis (500-502)	-	-	-	0	0	0	-	-	-	0	0	0	48
49 Ulcer of stomach and duodenum (540-541)	3	2	1	6.6	4.7	41.7	2	-	2	9.8	0	32.8	49
50 Appendicitis (550-553)	1	-	1	2.2	0	41.7	1	1	-	4.9	7.0	0	50
51 Intestinal obstruction and hernia (560, 561, 570)	4	4	-	8.8	9.3	0	-	-	-	0	0	0	51
52 Gastritis, duodenitis, enteritis and colitis (except diarrhea of the newborn) (543, 571, 572)	1	1	-	2.2	2.3	0	2	1	1	9.8	7.0	16.4	52
53 Cirrhosis of liver (581)	4	4	-	8.8	9.3	0	-	-	-	0	0	0	53
54 Nephritis and nephrosis (590-594)	3	3	-	6.6	7.0	0	2	1	1	9.8	7.0	16.4	54
55 Hyperplasia of prostate (610)	-	-	-	0	0	0	-	-	-	0	0	0	55
56 Complications of pregnancy, childbirth and the puerperium (640-652, 670-689)	-	-	-	0	0	0	1	-	1	4.9	0	16.4	56
57 Congenital malformations (750-759)	5	4	1	11.0	9.3	41.7	1	1	-	4.9	7.0	0	57
58 Birth injuries, postnatal asphyxia and atelectasis (760-762)	6	6	-	13.2	14.0	0	1	1	-	4.9	7.0	0	58
59 Infection of the newborn (763-768)	-	-	-	0	0	0	1	1	-	4.9	7.0	0	59
60 Other diseases peculiar to early infancy, and immaturity unqualified (769-776)	12	10	2	26.4	23.3	83.3	8	5	3	39.2	35.0	49.2	60
61 Senility, without mention of psychosis (794)	1	1	-	2.2	2.3	0	-	-	-	0	0	0	61
62 Ill-defined and unknown causes (780-793, 795)	6	6	-	13.2	14.0	0	2	-	2	9.8	0	32.8	62
63 Motor vehicle accidents (E810-E835)	12	11	1	26.4	25.6	41.7	8	6	2	39.2	42.0	32.8	63
64 All other accidents (E800-E802, E840-E962)	5	5	-	11.0	11.6	0	6	2	4	29.4	14.0	65.6	64
65 Suicide (E963, E970, E979)	4	4	-	8.8	9.3	0	2	2	-	9.8	14.0	0	65
66 Homicide (E964, E980-E985)	4	3	1	8.8	7.0	41.7	-	-	-	0	0	0	66
67 All other diseases (residual)	42	40	2	92.5	93.0	83.3	25	17	8	122.5	118.9	131.1	67

TABLE XIII VITAL STATISTICS, BY COUNTY, BY RACE, GEORGIA, 1960

ITEM	Ware						Warren						
	Number			Rate or Ratio *			Number			Rate or Ratio *			
	Total	White	Non-White	Total	White	Non-White	Total	White	Non-White	Total	White	Non-White	
1 Estimated population	34,300	25,800	8,500				7,300	2,700	4,600				1
LIVE BIRTHS													
2 Total	801	574	227	23.4	22.2	26.7	184	38	146	25.2	14.1	31.7	2
3 Delivered in hospital	757	571	186	94.5%	99.5%	81.9%	126	38	88	68.5%	100.0%	60.3%	3
4 Delivered in home by physician	28	3	25	3.5%	0.5%	11.0%	4	-	4	2.2%	0%	2.7%	4
5 Delivered in home by midwife	16	-	16	2.0%	0%	7.0%	54	-	54	29.3%	0%	37.0%	5
6 Other deliveries	-	-	-	0%	0%	0%	-	-	-	0%	0%	0%	6
7 Immature births	60	36	24	74.9	62.7	105.7	24	1	23	130.4	26.3	157.5	7
8 Live births to un-wed mothers	51	9	42	63.7	15.7	185.0	33	-	33	179.3	0	226.0	8
FETAL DEATHS													
9 Total	79	55	24	98.6	95.8	105.7	8	1	7	43.5	26.3	47.9	9
10 Under 20 weeks gestation	55	48	7	68.7	83.6	30.8	2	-	2	10.9	0	13.7	10
11 20-27 weeks gestation	6	1	5	7.5	1.7	22.0	3	1	2	16.3	26.3	13.7	11
12 28 weeks and more	17	5	12	21.2	8.7	52.9	3	-	3	16.3	0	20.5	12
13 Unknown length of gestation	1	1	-	1.2	1.7	0	-	-	-	0	0	0	13
DEATHS													
14 Total, all ages	345	226	119	1005.8	876.0	1400.0	82	39	43	123.3	1444.4	934.8	14
15 Under 1 year	27	18	9	33.7	31.4	39.6	8	1	7	43.5	26.3	47.9	15
16 Under 28 days	16	12	4	20.0	20.9	17.6	5	-	5	27.2	0	34.2	16
17 Deaths from immaturity	1	-	1	1.2	0	4.4	1	-	1	5.4	0	6.8	17
18 1-4 years **	5	2	3	-	-	-	-	-	-	-	-	-	18
19 Maternal deaths	1	-	1	12.5	0	44.1	-	-	-	0	0	0	19
CAUSE OF DEATH													
20 Tuberculosis, all forms (001-019)	-	-	-	0	0	0	1	1	-	13.7	37.0	0	20
21 Syphilis and its sequelae (020-029)	1	-	1	2.9	0	11.8	-	-	-	0	0	0	21
22 Typhoid fever (040)	-	-	-	0	0	0	-	-	-	0	0	0	22
23 Dysentery, all forms (045-048)	-	-	-	0	0	0	-	-	-	0	0	0	23
24 Scarlet fever (050)	-	-	-	0	0	0	-	-	-	0	0	0	24
25 Streptococcal sore throat (051)	-	-	-	0	0	0	-	-	-	0	0	0	25
26 Diphtheria (055)	-	-	-	0	0	0	-	-	-	0	0	0	26
27 Whooping cough (056)	-	-	-	0	0	0	-	-	-	0	0	0	27
28 Meningococcal infections (057)	1	1	-	2.9	3.9	0	-	-	-	0	0	0	28
29 Acute poliomyelitis (080)	-	-	-	0	0	0	-	-	-	0	0	0	29
30 Acute infectious encephalitis (082)	-	-	-	0	0	0	-	-	-	0	0	0	30
31 Smallpox (084)	-	-	-	0	0	0	-	-	-	0	0	0	31
32 Measles (085)	-	-	-	0	0	0	-	-	-	0	0	0	32
33 Typhus and other rickettsial diseases (100-103, 105-108)	-	-	-	0	0	0	-	-	-	0	0	0	33
34 Rocky Mountain spotted fever (104)	-	-	-	0	0	0	-	-	-	0	0	0	34
35 Malaria (110-117)	-	-	-	0	0	0	-	-	-	0	0	0	35
36 All other diseases classified as infective and parasitic (030-039, 041-044, 049, 052-054, 059-074, 081, 083, 086-096, 120-138)	1	1	-	2.9	3.9	0	1	-	1	13.7	0	21.7	36
37 Malignant neoplasms, including neoplasms of lymphatic and haematopoietic tissues (140-205)	48	37	11	139.9	143.4	129.4	4	2	2	54.8	74.1	43.5	37
38 Benign and unspecified neoplasms (210-239)	-	-	-	0	0	0	1	1	-	13.7	37.0	0	38
39 Diabetes mellitus (260)	7	6	1	20.4	23.3	11.8	1	-	1	13.7	0	21.7	39
40 Pellagra (281)	-	-	-	0	0	0	-	-	-	0	0	0	40
41 Anemias (290-293)	1	1	-	2.9	3.9	0	-	-	-	0	0	0	41
42 Vascular lesions affecting central nervous system (330-334)	47	27	20	137.0	104.7	235.3	12	8	4	164.4	296.3	87.0	42
43 Nonmeningococcal meningitis (340)	1	1	-	2.9	3.9	0	-	-	-	0	0	0	43
44 Rheumatic fever (400-402)	1	-	1	2.9	0	11.8	-	-	-	0	0	0	44
45 Heart diseases (410-443)	127	82	45	370.3	317.8	529.4	36	18	18	493.2	666.7	391.3	45
46 Hypertension without mention of heart (444-447)	4	1	3	11.7	3.9	35.3	-	-	-	0	0	0	46
47 Influenza and pneumonia (480-483, 490-493)	16	8	8	46.6	31.0	94.1	-	-	-	0	0	0	47
48 Bronchitis (500-502)	1	1	-	2.9	0	11.8	-	-	-	0	0	0	48
49 Ulcer of stomach and duodenum (540-541)	2	1	1	5.8	3.9	11.8	-	-	-	0	0	0	49
50 Appendicitis (550-553)	-	-	-	0	0	0	-	-	-	0	0	0	50
51 Intestinal obstruction and hernia (560, 561, 570)	2	1	1	5.8	3.9	11.8	-	-	-	0	0	0	51
52 Gastritis, duodenitis, enteritis and colitis (except diarrhea of the newborn) (543, 571, 572)	-	-	-	0	0	0	1	-	1	13.7	0	21.7	52
53 Cirrhosis of liver (581)	2	2	-	5.8	7.8	0	-	-	-	0	0	0	53
54 Nephritis and nephrosis (590-594)	3	3	-	8.7	11.6	0	4	1	3	54.8	37.0	65.2	54
55 Hyperplasia of prostate (610)	1	1	-	2.9	3.9	0	-	-	-	0	0	0	55
56 Complications of pregnancy, childbirth and the puerperium (640-652, 670-689)	1	-	1	2.9	0	11.8	-	-	-	0	0	0	56
57 Congenital malformations (750-759)	6	2	4	17.5	7.8	47.1	-	-	-	0	0	0	57
58 Birth injuries, postnatal asphyxia and asphyxia (760-762)	7	6	1	20.4	23.3	11.8	1	-	1	13.7	0	21.7	58
59 Infection of the newborn (763-768)	2	2	-	5.8	7.8	0	-	-	-	0	0	0	59
60 Other diseases peculiar to early infancy, and immaturity unqualified (769-776)	3	2	1	8.7	7.8	11.8	3	-	3	41.1	0	65.2	60
61 Senility, without mention of psychosis (794)	-	-	-	0	0	0	-	-	-	0	0	0	61
62 Ill-defined and unknown causes (780-793, 795)	1	1	-	2.9	3.9	0	1	-	1	13.7	0	21.7	62
63 Motor vehicle accidents (E810-E835)	9	5	4	26.2	19.4	47.1	5	2	3	68.5	74.1	65.2	63
64 All other accidents (E800-E802, E840-E962)	19	14	5	55.4	54.3	58.8	-	-	-	0	0	0	64
65 Suicide (E963, E970, E979)	4	4	-	11.7	15.5	0	-	-	-	0	0	0	65
66 Homicide (E964, E980-E985)	1	-	1	2.9	0	11.8	1	-	1	13.7	0	21.7	66
67 All other diseases (residual)	26	17	9	75.8	65.9	105.9	10	6	4	137.0	222.2	87.0	67

TABLE XIII VITAL STATISTICS, BY COUNTY, BY RACE, GEORGIA, 1960

ITEM	Washington						Wayne						
	Number			Rate or Ratio *			Number			Rate or Ratio *			
	Total	White	Non-White	Total	White	Non-White	Total	White	Non-White	Total	White	Non-White	
1 Estimated population	18,900	8,100	10,800				18,000	14,200	3,800				1
LIVE BIRTHS													
2 Total	465	119	346	24.6	14.7	32.0	548	377	171	30.4	26.5	45.0	2
3 Delivered in hospital	158	115	43	34.0%	96.6%	12.4%	541	372	169	98.7%	98.7%	98.8%	3
4 Delivered in home by physician	8	1	7	1.7%	0.8%	2.0%	6	5	1	1.1%	1.3%	0.6%	4
5 Delivered in home by midwife	299	3	296	64.3%	2.5%	85.5%	1	—	—	0.2%	0%	0.6%	5
6 Other deliveries	—	—	—	0%	0%	0%	—	—	—	0%	0%	0%	6
7 Immature births	47	3	44	101.1	25.2	127.2	38	15	23	69.3	39.8	134.5	7
8 Live births to un-wed mothers	111	1	110	238.7	8.4	317.9	35	6	29	63.9	15.9	169.6	8
FETAL DEATHS													
9 Total	46	14	32	98.9	117.6	92.5	13	6	7	23.7	15.9	40.9	9
10 Under 20 weeks gestation	17	7	10	36.6	58.8	28.9	3	2	1	5.5	5.3	5.8	10
11 20-27 weeks gestation	5	2	3	10.8	16.8	8.7	3	—	3	5.5	0	17.5	11
12 28 weeks and more	17	3	14	36.6	25.2	40.5	7	4	3	12.8	10.6	17.5	12
13 Unknown length of gestation	7	2	5	15.1	16.8	14.5	—	—	—	0	0	0	13
DEATHS													
14 Total, all ages	219	93	126	158.7	148.1	166.7	147	96	51	816.7	676.1	1342.1	14
15 Under 1 year	29	1	28	62.4	8.4	80.9	17	8	9	31.0	21.2	52.6	15
16 Under 28 days	15	—	15	32.3	0	43.4	11	7	4	20.1	18.6	23.4	16
17 Deaths from immaturity	4	—	4	8.6	0	11.6	—	—	—	0	0	0	17
18 1-4 years **	5	1	4	—	—	—	4	2	2	—	—	—	18
19 Maternal deaths	1	—	1	21.5	0	28.9	—	—	—	0	0	0	19
CAUSE OF DEATH													
20 Tuberculosis, all forms (001-019)	3	1	2	15.9	12.3	18.5	—	—	—	0	0	0	20
21 Syphilis and its sequelae (020-029)	1	1	—	5.3	12.3	0	—	—	—	0	0	0	21
22 Typhoid fever (040)	—	—	—	0	0	0	—	—	—	0	0	0	22
23 Dysentery, all forms (045-048)	—	—	—	0	0	0	—	—	—	0	0	0	23
24 Scarlet fever (050)	—	—	—	0	0	0	—	—	—	0	0	0	24
25 Streptococcal sore throat (051)	—	—	—	0	0	0	—	—	—	0	0	0	25
26 Diphtheria (055)	—	—	—	0	0	0	1	—	1	5.6	0	26.3	26
27 Whooping cough (056)	—	—	—	0	0	0	—	—	—	0	0	0	27
28 Meningococcal infections (057)	—	—	—	0	0	0	—	—	—	0	0	0	28
29 Acute poliomyelitis (080)	—	—	—	0	0	0	—	—	—	0	0	0	29
30 Acute infectious encephalitis (082)	—	—	—	0	0	0	—	—	—	0	0	0	30
31 Smallpox (084)	—	—	—	0	0	0	—	—	—	0	0	0	31
32 Measles (085)	—	—	—	0	0	0	—	—	—	0	0	0	32
33 Typhus and other rickettsial diseases (100-103, 105-108)	—	—	—	0	0	0	—	—	—	0	0	0	33
34 Rocky Mountain spotted fever (104)	—	—	—	0	0	0	—	—	—	0	0	0	34
35 Malaria (110-117)	—	—	—	0	0	0	—	—	—	0	0	0	35
36 All other diseases classified as infective and parasitic (030-039, 041-044, 049, 052-054, 059-074, 081, 083, 086-096, 120-138)	—	—	—	0	0	0	2	—	2	11.1	0	52.6	36
37 Malignant neoplasms, including neoplasms of lymphatic and haematopoietic tissues (140-205)	18	9	9	95.2	111.1	83.3	17	12	5	94.4	84.5	131.6	37
38 Benign and unspecified neoplasms (210-239)	1	—	1	5.3	0	9.3	—	—	—	0	0	0	38
39 Diabetes mellitus (260)	4	—	4	21.2	0	37.0	6	3	3	33.3	21.1	78.9	39
40 Pellagra (281)	—	—	—	0	0	0	—	—	—	0	0	0	40
41 Anemias (290-293)	5	4	1	26.5	49.4	9.3	—	—	—	0	0	0	41
42 Vascular lesions affecting central nervous system (330-334)	28	13	15	148.1	160.5	138.9	15	12	3	83.3	84.5	78.9	42
43 Nonmeningococcal meningitis (340)	—	—	—	0	0	0	—	—	—	0	0	0	43
44 Rheumatic fever (400-402)	—	—	—	0	0	0	—	—	—	0	0	0	44
45 Heart diseases (410-443)	74	44	30	391.5	543.2	277.8	52	41	11	288.9	288.7	289.5	45
46 Hypertension without mention of heart (444-447)	6	—	6	31.7	0	55.6	—	—	—	0	0	0	46
47 Influenza and pneumonia (480-483, 490-493)	12	2	10	63.5	24.7	92.6	5	2	3	27.8	14.1	78.9	47
48 Bronchitis (500-502)	1	1	—	5.3	12.3	0	1	1	—	5.6	7.0	0	48
49 Ulcer of stomach and duodenum (540-541)	—	—	—	0	0	0	1	1	—	5.6	7.0	0	49
50 Appendicitis (550-553)	—	—	—	0	0	0	—	—	—	0	0	0	50
51 Intestinal obstruction and hernia (560, 561, 570)	2	—	2	10.6	0	18.5	—	—	—	0	0	0	51
52 Gastritis, duodenitis, enteritis and colitis (except diarrhea of the newborn) (543, 571, 572)	3	—	3	15.9	0	27.8	2	—	2	11.1	0	52.6	52
53 Cirrhosis of liver (581)	1	1	—	5.3	12.3	0	1	1	—	5.6	7.0	0	53
54 Nephritis and nephrosis (590-594)	1	1	—	5.3	12.3	0	3	3	—	16.7	21.1	0	54
55 Hyperplasia of prostate (610)	—	—	—	0	0	0	1	—	1	5.6	0	26.3	55
56 Complications of pregnancy, childbirth and the puerperium (640-652, 670-689)	1	—	1	5.3	0	9.3	—	—	—	0	0	0	56
57 Congenital malformations (750-759)	3	1	2	15.9	12.3	18.5	1	1	—	5.6	7.0	0	57
58 Birth injuries, postnatal asphyxia and atelectasis (760-762)	1	—	1	5.3	0	9.3	8	5	3	44.4	35.2	78.9	58
59 Infection of the newborn (763-768)	3	—	3	15.9	0	27.8	2	1	1	11.1	7.0	26.3	59
60 Other diseases peculiar to early infancy, and immaturity unqualified (769-776)	11	—	11	58.2	0	101.9	1	—	1	5.6	0	26.3	60
61 Senility, without mention of psychosis (794)	1	—	1	5.3	0	9.3	—	—	—	0	0	0	61
62 Ill-defined and unknown causes (780-793, 795)	3	1	2	15.9	12.3	18.5	—	—	—	0	0	0	62
63 Motor vehicle accidents (E810-E835)	6	5	1	31.7	61.7	9.3	5	4	1	27.8	28.2	26.3	63
64 All other accidents (E800-E802, E840-E962)	6	—	6	31.7	0	55.6	8	1	7	44.4	7.0	184.2	64
65 Suicide (E963, E970, E979)	2	—	2	10.6	0	18.5	1	—	1	5.6	0	26.3	65
66 Homicide (E964, E980-E985)	3	—	3	15.9	0	27.8	2	—	2	11.1	0	52.6	66
67 All other diseases (residual)	19	9	10	100.5	111.1	92.6	12	8	4	66.7	56.3	105.3	67

TABLE XIII VITAL STATISTICS, BY COUNTY, BY RACE, GEORGIA, 1960

ITEM	Webster						Wheeler						
	Number			Rate or Ratio *			Number			Rate or Ratio *			
	Total	White	Non-White	Total	White	Non-White	Total	White	Non-White	Total	White	Non-White	
1 Estimated population	3,300	1,200	2,100				5,300	3,600	1,700				1
LIVE BIRTHS													
2 Total	94	14	80	28.5	11.7	38.1	100	56	44	18.9	15.6	25.9	2
3 Delivered in hospital	31	13	18	33.0%	92.9%	22.5%	68	53	15	68.0%	94.6%	34.1%	3
4 Delivered in home by physician	2	-	2	2.1%	0%	2.5%	4	3	1	4.0%	5.4%	2.3%	4
5 Delivered in home by midwife	61	1	60	64.9%	7.1%	75.0%	28	-	28	28.0%	0%	63.6%	5
6 Other deliveries	-	-	-	0%	0%	0%	-	-	-	0%	0%	0%	6
7 Immature births	8	-	8	85.1	0	100.0	6	4	2	60.0	71.4	45.5	7
8 Live births to un-wed mothers	13	-	13	138.3	0	162.5	14	-	14	140.0	0	318.2	8
FETAL DEATHS													
9 Total	2	-	2	21.3	0	25.0	1	1	-	10.0	17.9	0	9
10 Under 20 weeks gestation	-	-	-	0	0	0	-	-	-	0	0	0	10
11 20-27 weeks gestation	-	-	-	0	0	0	-	-	-	0	0	0	11
12 28 weeks and more	1	-	1	10.6	0	12.5	1	1	-	10.0	17.9	0	12
13 Unknown length of gestation	1	-	1	10.6	0	12.5	-	-	-	0	0	0	13
DEATHS													
14 Total, all ages	36	14	22	109.9	166.7	1047.6	52	40	12	981.1	1111.1	705.9	14
15 Under 1 year	3	-	3	31.9	0	37.5	4	2	2	40.0	35.7	45.5	15
16 Under 28 days	-	-	-	0	0	0	3	2	1	30.0	35.7	22.7	16
17 Deaths from immaturity	-	-	-	0	0	0	-	-	-	0	0	0	17
18 1-4 years **	2	-	2	-	-	-	2	1	1	-	-	-	18
19 Maternal deaths	-	-	-	0	0	0	-	-	-	0	0	0	19
CAUSE OF DEATH													
20 Tuberculosis, all forms (001-019)	-	-	-	0	0	0	-	-	-	0	0	0	20
21 Syphilis and its sequelae (020-029)	-	-	-	0	0	0	-	-	-	0	0	0	21
22 Typhoid fever (040)	-	-	-	0	0	0	-	-	-	0	0	0	22
23 Dysentery, all forms (045-048)	-	-	-	0	0	0	-	-	-	0	0	0	23
24 Scarlet fever (050)	-	-	-	0	0	0	-	-	-	0	0	0	24
25 Streptococcal sore throat (051)	-	-	-	0	0	0	-	-	-	0	0	0	25
26 Diphtheria (055)	-	-	-	0	0	0	-	-	-	0	0	0	26
27 Whooping cough (056)	-	-	-	0	0	0	-	-	-	0	0	0	27
28 Meningococcal infections (057)	-	-	-	0	0	0	-	-	-	0	0	0	28
29 Acute poliomyelitis (080)	-	-	-	0	0	0	-	-	-	0	0	0	29
30 Acute infectious encephalitis (082)	-	-	-	0	0	0	-	-	-	0	0	0	30
31 Smallpox (084)	-	-	-	0	0	0	-	-	-	0	0	0	31
32 Measles (085)	-	-	-	0	0	0	-	-	-	0	0	0	32
33 Typhus and other rickettsial diseases (100-103, 105-108)	-	-	-	0	0	0	-	-	-	0	0	0	33
34 Rocky Mountain spotted fever (104)	-	-	-	0	0	0	-	-	-	0	0	0	34
35 Malaria (110-117)	-	-	-	0	0	0	-	-	-	0	0	0	35
36 All other diseases classified as infective and parasitic (030-039, 041-044, 049, 052-054, 059-074, 081, 083, 086-096, 120-138)	-	-	-	0	0	0	-	-	-	0	0	0	36
37 Malignant neoplasms, including neoplasms of lymphatic and haematopoietic tissues (140-205)	1	-	1	30.3	0	47.6	6	4	2	113.2	111.1	117.6	37
38 Benign and unspecified neoplasms (210-239)	-	-	-	0	0	0	1	1	-	18.9	27.8	0	38
39 Diabetes mellitus (260)	-	-	-	0	0	0	-	-	-	0	0	0	39
40 Pellagra (281)	-	-	-	0	0	0	-	-	-	0	0	0	40
41 Anemias (290-293)	-	-	-	0	0	0	-	-	-	0	0	0	41
42 Vascular lesions affecting central nervous system (330-334)	1	-	1	30.3	0	47.6	12	11	1	226.4	305.6	58.8	42
43 Nonmeningococcal meningitis (340)	-	-	-	0	0	0	-	-	-	0	0	0	43
44 Rheumatic fever (400-402)	-	-	-	0	0	0	-	-	-	0	0	0	44
45 Heart diseases (410-443)	12	5	7	363.6	416.7	333.3	20	17	3	377.4	472.2	176.5	45
46 Hypertension without mention of heart (444-447)	-	-	-	0	0	0	1	-	1	18.9	0	58.8	46
47 Influenza and pneumonia (480-483, 490-493)	5	-	5	151.5	0	238.1	1	-	1	18.9	0	58.8	47
48 Bronchitis (500-502)	-	-	-	0	0	0	-	-	-	0	0	0	48
49 Ulcer of stomach and duodenum (540-541)	-	-	-	0	0	0	1	1	-	18.9	27.8	0	49
50 Appendicitis (550-553)	-	-	-	0	0	0	-	-	-	0	0	0	50
51 Intestinal obstruction and hernia (560, 561, 570)	2	1	1	60.6	83.3	47.6	-	-	-	0	0	0	51
52 Gastritis, duodenitis, enteritis and colitis (except diarrhea of the newborn) (543, 571, 572)	-	-	-	0	0	0	-	-	-	0	0	0	52
53 Cirrhosis of liver (581)	-	-	-	0	0	0	-	-	-	0	0	0	53
54 Nephritis and nephrosis (590-594)	1	-	1	30.3	0	47.6	3	-	3	56.6	0	176.5	54
55 Hyperplasia of prostate (610)	-	-	-	0	0	0	-	-	-	0	0	0	55
56 Complications of pregnancy, childbirth and the puerperium (640-652, 670-689)	-	-	-	0	0	0	-	-	-	0	0	0	56
57 Congenital malformations (750-759)	1	-	1	30.3	0	47.6	-	-	-	0	0	0	57
58 Birth injuries, postnatal asphyxia and electrocution (760-762)	-	-	-	0	0	0	2	2	-	37.7	55.6	0	58
59 Infection of the newborn (763-768)	-	-	-	0	0	0	-	-	-	0	0	0	59
60 Other diseases peculiar to early infancy, and immaturity unqualified (769-776)	-	-	-	0	0	0	-	-	-	0	0	0	60
61 Senility, without mention of psychosis (794)	-	-	-	0	0	0	-	-	-	0	0	0	61
62 Ill-defined and unknown causes (780-793, 795)	3	-	3	90.9	0	142.9	2	1	1	37.7	27.8	58.8	62
63 Motor vehicle accidents (E810-E835)	3	3	-	90.9	250.0	0	3	3	-	56.6	83.3	0	63
64 All other accidents (E800-E802, E840-E962)	2	1	1	60.6	83.3	47.6	-	-	-	0	0	0	64
65 Suicide (E963, E970, E979)	1	1	-	30.3	83.3	0	-	-	-	0	0	0	65
66 Homicide (E964, E980-E985)	-	-	-	0	0	0	-	-	-	0	0	0	66
67 All other diseases (residual)	4	3	1	121.2	250.0	47.6	-	-	-	0	0	0	67

TABLE XIII VITAL STATISTICS, BY COUNTY, BY RACE, GEORGIA, 1960

ITEM	White						Whitfield						
	Number			Rate or Ratio *			Number			Rate or Ratio *			
	Total	White	Non-White	Total	White	Non-White	Total	White	Non-White	Total	White	Non-White	
1 Estimated population	7,000	6,700	300				42,400	40,400	2,000				1
LIVE BIRTHS													
2 Total	161	152	9	23.0	22.7	30.0	1,024	966	58	24.2	23.9	29.0	2
3 Delivered in hospital	157	152	5	97.5%	100.0%	55.6%	1,010	960	50	98.6%	99.4%	86.2%	3
4 Delivered in home by physician				0%	0%	0%	10	2	8	1.0%	0.2%	13.8%	4
5 Delivered in home by midwife	4		4	2.5%	0%	44.4%	1	1		0.1%	0.1%	0%	5
6 Other deliveries				0%	0%	0%	3	3		0.3%	0.3%	0%	6
7 Immature births	12	11	1	74.5	72.4	111.1	82	75	7	80.1	77.6	120.7	7
8 Live births to un-wed mothers	4	1	3	24.8	6.6	333.3	43	24	19	42.0	24.8	327.6	8
FETAL DEATHS													
9 Total	3	1	2	18.6	6.6	222.2	13	11	2	12.7	11.4	34.5	9
10 Under 20 weeks gestation				0	0	0	1	1		1.0	1.0	0	10
11 20-27 weeks gestation				0	0	0	5	3	2	4.9	3.1	34.5	11
12 28 weeks and more	3	1	2	18.6	6.6	222.2	6	6		5.9	6.2	0	12
13 Unknown length of gestation				0	0	0	1	1		1.0	1.0	0	13
DEATHS													
14 Total, all ages	45	39	6	642.9	582.1	2000.0	316	290	26	745.3	717.8	1300.0	14
15 Under 1 year	5	5		31.1	32.9	0	33	31	2	32.2	32.1	34.5	15
16 Under 28 days	1	1		6.2	6.6	0	19	19		18.6	19.7	0	16
17 Deaths from immaturity				0	0	0	7	7		6.8	7.2	0	17
18 1-4 years **							7	7				0	18
19 Maternal deaths				0	0	0				0	0	0	19
CAUSE OF DEATH													
20 Tuberculosis, all forms (001-019)				0	0	0	2	2		4.7	5.0	0	20
21 Syphilis and its sequelae (020-029)				0	0	0				0	0	0	21
22 Typhoid fever (040)				0	0	0				0	0	0	22
23 Dysentery, all forms (045-048)				0	0	0				0	0	0	23
24 Scarlet fever (050)				0	0	0				0	0	0	24
25 Streptococcal sore throat (051)				0	0	0				0	0	0	25
26 Diphtheria (055)				0	0	0				0	0	0	26
27 Whooping cough (056)				0	0	0				0	0	0	27
28 Meningococcal infections (057)				0	0	0	2	2		4.7	5.0	0	28
29 Acute poliomyelitis (080)				0	0	0				0	0	0	29
30 Acute infectious encephalitis (082)				0	0	0	1	1		2.4	2.5	0	30
31 Smallpox (084)				0	0	0				0	0	0	31
32 Measles (085)				0	0	0				0	0	0	32
33 Typhus and other rickettsial diseases (100-103, 105-108)				0	0	0				0	0	0	33
34 Rocky Mountain spotted fever (104)				0	0	0				0	0	0	34
35 Malaria (110-117)				0	0	0				0	0	0	35
36 All other diseases classified as infective and parasitic (030-039, 041-044, 049, 052-054, 059-074, 081, 083, 086-096, 120-138)				0	0	0				0	0	0	36
37 Malignant neoplasms, including neoplasms of lymphatic and haematopoietic tissues (140-205)	6	6		85.7	89.6	0	41	38	3	96.7	94.1	150.0	37
38 Benign and unspecified neoplasms (210-239)				0	0	0	1	1		2.4	2.5	0	38
39 Diabetes mellitus (260)	1	1		14.3	14.9	0	4	4		9.4	9.9	0	39
40 Pellagra (281)				0	0	0				0	0	0	40
41 Anemias (290-293)				0	0	0	2	2		4.7	5.0	0	41
42 Vascular lesions affecting central nervous system (330-334)	7	7		100.0	104.5	0	67	60	7	158.0	148.5	350.0	42
43 Nonmeningococcal meningitis (340)				0	0	0				0	0	0	43
44 Rheumatic fever (400-402)				0	0	0				0	0	0	44
45 Heart diseases (410-443)	13	10	3	185.7	149.3	1000.0	84	80	4	198.1	198.0	200.0	45
46 Hypertension without mention of heart (444-447)				0	0	0	6	4	2	14.2	9.9	100.0	46
47 Influenza and pneumonia (480-483, 490-493)	5	5		71.4	74.6	0	21	19	2	49.5	47.0	100.0	47
48 Bronchitis (500-502)				0	0	0				0	0	0	48
49 Ulcer of stomach and duodenum (540-541)	1	1		14.3	14.9	0	1	1		2.4	2.5	0	49
50 Appendicitis (550-553)				0	0	0				0	0	0	50
51 Intestinal obstruction and hernia (560, 561, 570)				0	0	0	3	3		7.1	7.4	0	51
52 Gastritis, duodenitis, enteritis and colitis (except diarrhea of the newborn) (543, 571, 572)				0	0	0	2	1	1	4.7	2.5	50.0	52
53 Cirrhosis of liver (581)	1	1		14.3	14.9	0	6	4	2	14.2	9.9	100.0	53
54 Nephritis and nephrosis (590-594)	2	2		28.6	29.9	0	1	1		2.4	2.5	0	54
55 Hyperplasia of prostate (610)	1		1	14.3	0	333.3	2	2		4.7	5.0	0	55
56 Complications of pregnancy, childbirth and the puerperium (640-652, 670-689)				0	0	0				0	0	0	56
57 Congenital malformations (750-759)				0	0	0	4	4		9.4	9.9	0	57
58 Birth injuries, postnatal asphyxia and atelectasis (760-762)	1	1		14.3	14.9	0	7	7		16.5	17.3	0	58
59 Infection of the newborn (763-768)				0	0	0	1	1		2.4	2.5	0	59
60 Other diseases peculiar to early infancy, and immaturity unqualified (769-776)				0	0	0	8	8		18.9	19.8	0	60
61 Senility, without mention of psychosis (794)				0	0	0				0	0	0	61
62 Ill-defined and unknown causes (780-793, 795)	1		1	14.3	0	333.3	1	1		2.4	2.5	0	62
63 Motor vehicle accidents (E810-E835)				0	0	0	6	5	1	14.2	12.4	50.0	63
64 All other accidents (E800-E802, E840-E962)	1		1	14.3	0	333.3	13	12	1	30.7	29.7	50.0	64
65 Suicide (E963, E970, E979)	1	1		14.3	14.9	0	3	3		7.1	7.4	0	65
66 Homicide (E964, E980-E985)				0	0	0	6	5	1	14.2	12.4	50.0	66
67 All other diseases (residual)	4	4		57.1	59.7	0	21	19	2	49.5	47.0	100.0	67

TABLE XIII VITAL STATISTICS, BY COUNTY, BY RACE, GEORGIA, 1960

ITEM	Wilcox						Wilkes						
	Number			Rate or Ratio *			Number			Rate or Ratio *			
	Total	White	Non-White	Total	White	Non-White	Total	White	Non-White	Total	White	Non-White	
1 Estimated population	7,800	5,200	2,600				10,900	5,300	5,600				1
LIVE BIRTHS													
2 Total	171	95	76	21.9	18.3	29.2	259	98	161	23.8	18.5	28.7	2
3 Delivered in hospital	89	77	12	52.0%	81.1%	15.8%	199	98	101	76.8%	100.0%	62.7%	3
4 Delivered in home by physician	69	18	51	40.4%	18.9%	67.1%	34	-	34	13.1%	0%	21.1%	4
5 Delivered in home by midwife	13	-	13	7.6%	0%	17.1%	26	-	26	10.0%	0%	16.1%	5
6 Other deliveries	-	-	-	0%	0%	0%	-	-	-	0%	0%	0%	6
7 Immature births	16	7	9	93.6	73.7	118.4	35	12	23	135.1	122.4	142.9	7
8 Live births to un-wed mothers	10	1	9	58.5	10.5	118.4	42	1	41	162.2	10.2	254.7	8
FETAL DEATHS													
9 Total	6	4	2	35.1	42.1	26.3	6	2	4	23.2	20.4	24.8	9
10 Under 20 weeks gestation	2	2	-	11.7	21.1	0	2	1	1	7.7	10.2	6.2	10
11 20-27 weeks gestation	-	-	-	0	0	0	2	1	1	7.7	10.2	6.2	11
12 28 weeks and more	3	2	1	17.5	21.1	13.2	2	-	2	7.7	0	12.4	12
13 Unknown length of gestation	1	-	1	5.8	0	13.2	-	-	-	0	0	0	13
DEATHS													
14 Total, all ages	82	58	24	1051.3	1115.4	923.1	148	68	80	1357.8	1283.0	1428.6	14
15 Under 1 year	6	1	5	35.1	10.5	65.8	10	4	6	38.6	40.8	37.3	15
16 Under 28 days	3	1	2	17.5	10.5	26.3	6	2	4	23.2	20.4	24.8	16
17 Deaths from immaturity	2	-	2	11.7	0	26.3	3	-	3	11.6	0	18.6	17
18 1-4 years **	1	1	-	-	-	-	-	-	-	-	-	-	18
19 Maternal deaths	-	-	-	0	0	0	-	-	-	0	0	0	19
CAUSE OF DEATH													
20 Tuberculosis, all forms (001-019)	-	-	-	0	0	0	1	-	1	9.2	0	17.9	20
21 Syphilis and its sequelae (020-029)	-	-	-	0	0	0	-	-	-	0	0	0	21
22 Typhoid fever (040)	-	-	-	0	0	0	-	-	-	0	0	0	22
23 Dysentery, all forms (045-048)	1	1	-	12.8	19.2	0	-	-	-	0	0	0	23
24 Scarlet fever (050)	-	-	-	0	0	0	-	-	-	0	0	0	24
25 Streptococcal sore throat (051)	-	-	-	0	0	0	-	-	-	0	0	0	25
26 Diphtheria (055)	-	-	-	0	0	0	-	-	-	0	0	0	26
27 Whooping cough (056)	-	-	-	0	0	0	-	-	-	0	0	0	27
28 Meningococcal infections (057)	-	-	-	0	0	0	-	-	-	0	0	0	28
29 Acute poliomyelitis (080)	-	-	-	0	0	0	-	-	-	0	0	0	29
30 Acute infectious encephalitis (082)	-	-	-	0	0	0	-	-	-	0	0	0	30
31 Smallpox (084)	-	-	-	0	0	0	-	-	-	0	0	0	31
32 Measles (085)	-	-	-	0	0	0	-	-	-	0	0	0	32
33 Typhus and other rickettsial diseases (100-103, 105-108)	-	-	-	0	0	0	-	-	-	0	0	0	33
34 Rocky Mountain spotted fever (104)	-	-	-	0	0	0	-	-	-	0	0	0	34
35 Malaria (110-117)	-	-	-	0	0	0	-	-	-	0	0	0	35
36 All other diseases classified as infective and parasitic (030-039, 041-044, 049, 052-054, 059-074, 081, 083, 086-096, 120-138)	-	-	-	0	0	0	-	-	-	0	0	0	36
37 Malignant neoplasms, including neoplasms of lymphatic and haematopoietic tissues (140-205)	9	7	2	115.4	134.6	76.9	17	9	8	156.0	169.8	142.9	37
38 Benign and unspecified neoplasms (210-239)	-	-	-	0	0	0	-	-	-	0	0	0	38
39 Diabetes mellitus (260)	-	-	-	0	0	0	4	3	1	36.7	56.6	17.9	39
40 Pellagra (281)	-	-	-	0	0	0	-	-	-	0	0	0	40
41 Anemias (290-293)	-	-	-	0	0	0	1	1	-	9.2	18.9	0	41
42 Vascular lesions affecting central nervous system (330-334)	13	9	4	166.7	173.1	153.8	28	12	16	256.9	226.4	285.7	42
43 Nonmeningococcal meningitis (340)	-	-	-	0	0	0	-	-	-	0	0	0	43
44 Rheumatic fever (400-402)	-	-	-	0	0	0	-	-	-	0	0	0	44
45 Heart diseases (410-443)	28	23	5	359.0	442.3	192.3	38	22	16	348.6	415.1	285.7	45
46 Hypertension without mention of heart (444-447)	1	-	1	12.8	0	38.5	3	-	3	27.5	0	53.6	46
47 Influenza and pneumonia (480-483, 490-493)	4	4	-	51.3	76.9	0	13	4	9	119.3	75.5	160.7	47
48 Bronchitis (500-502)	-	-	-	0	0	0	-	-	-	0	0	0	48
49 Ulcer of stomach and duodenum (540-541)	1	1	-	12.8	19.2	0	-	-	-	0	0	0	49
50 Appendicitis (550-553)	-	-	-	0	0	0	-	-	-	0	0	0	50
51 Intestinal obstruction and hernia (560, 561, 570)	-	-	-	0	0	0	1	-	1	9.2	0	17.9	51
52 Gastritis, duodenitis, enteritis and colitis (except diarrhea of the newborn) (543, 571, 572)	2	1	1	25.6	19.2	38.5	-	-	-	0	0	0	52
53 Cirrhosis of liver (581)	-	-	-	0	0	0	-	-	-	0	0	0	53
54 Nephritis and nephrosis (590-594)	-	-	-	0	0	0	-	-	-	0	0	0	54
55 Hyperplasia of prostate (610)	-	-	-	0	0	0	-	-	-	0	0	0	55
56 Complications of pregnancy, childbirth and the puerperium (640-652, 670-689)	-	-	-	0	0	0	-	-	-	0	0	0	56
57 Congenital malformations (750-759)	1	1	-	12.8	19.2	0	2	2	-	18.3	37.7	0	57
58 Birth injuries, postnatal asphyxia and atelectasis (760-762)	-	-	-	0	0	0	1	1	-	9.2	18.9	0	58
59 Infection of the newborn (763-768)	-	-	-	0	0	0	-	-	-	0	0	0	59
60 Other diseases peculiar to early infancy, and immaturity unqualified (769-776)	2	-	2	25.6	0	76.9	4	1	3	36.7	18.9	53.6	60
61 Senility, without mention of psychosis (794)	2	1	1	25.6	19.2	38.5	-	-	-	0	0	0	61
62 Ill-defined and unknown causes (780-793, 795)	5	2	3	64.1	38.5	115.4	4	-	4	36.7	0	71.4	62
63 Motor vehicle accidents (E810-E835)	3	3	-	38.5	57.7	0	7	3	4	64.2	56.6	71.4	63
64 All other accidents (E800-E802, E840-E962)	4	2	2	51.3	38.5	76.9	7	4	3	64.2	75.5	53.6	64
65 Suicide (E963, E970, E979)	1	-	-	12.8	19.2	0	2	2	-	18.3	37.7	0	65
66 Homicide (E964, E980-E985)	1	-	-	12.8	0	38.5	1	-	1	9.2	0	17.9	66
67 All other diseases (residual)	4	2	2	51.3	38.5	76.9	14	4	10	128.4	75.5	178.6	67

TABLE XIII VITAL STATISTICS, BY COUNTY, BY RACE, GEORGIA, 1960

ITEM	Wilkinson						Worth						
	Number			Rate or Ratio *			Number			Rate or Ratio *			
	Total	White	Non-White	Total	White	Non-White	Total	White	Non-White	Total	White	Non-White	
1 Estimated population	9,300	4,800	4,500				16,600	8,600	8,000				1
LIVE BIRTHS													
2 Total	234	84	150	25.2	17.5	33.3	485	178	307	29.2	20.7	38.4	2
3 Delivered in hospital	161	84	77	68.8%	100.0%	51.3%	301	176	125	62.1%	98.9%	40.7%	3
4 Delivered in home by physician	1	-	1	0.4%	0%	0.7%	5	-	5	1.0%	0%	1.6%	4
5 Delivered in home by midwife	72	-	72	30.8%	0%	48.0%	179	2	177	36.9%	1.1%	57.7%	5
6 Other deliveries	-	-	-	0%	0%	0%	-	-	-	0%	0%	0%	6
7 Immature births	14	3	11	59.8	35.7	73.3	30	9	21	61.9	50.6	68.4	7
8 Live births to un-wed mothers	31	1	30	132.5	11.9	200.0	87	2	85	179.4	11.2	276.9	8
FETAL DEATHS													
9 Total	7	1	6	29.9	11.9	40.0	21	7	14	43.3	39.3	45.6	9
10 Under 20 weeks gestation	2	1	1	8.5	11.9	6.7	3	1	2	6.2	5.6	6.5	10
11 20-27 weeks gestation	1	-	1	4.3	0	6.7	2	1	1	4.1	5.6	3.3	11
12 28 weeks and more	3	-	3	12.8	0	20.0	11	4	7	22.7	22.5	22.8	12
13 Unknown length of gestation	1	-	1	4.3	0	6.7	5	1	4	10.3	5.6	13.0	13
DEATHS													
14 Total, all ages	105	49	56	129.0	1020.8	1244.4	154	74	80	927.7	860.5	1000.0	14
15 Under 1 year	6	2	4	25.6	23.8	26.7	15	2	13	30.9	11.2	42.3	15
16 Under 28 days	6	2	4	25.6	23.8	26.7	9	2	7	18.6	11.2	22.8	16
17 Deaths from immaturity	2	1	1	8.5	11.9	6.7	3	-	3	6.2	0	9.8	17
18 1-4 years **	1	-	1	-	-	-	5	-	5	-	-	-	18
19 Maternal deaths	1	-	1	42.7	0	66.7	1	-	1	20.6	0	32.6	19
CAUSE OF DEATH													
20 Tuberculosis, all forms (001-019)	2	1	1	21.5	20.8	22.2	-	-	-	0	0	0	20
21 Syphilis and its sequelae (020-029)	-	-	-	0	0	0	-	-	-	0	0	0	21
22 Typhoid fever (040)	-	-	-	0	0	0	-	-	-	0	0	0	22
23 Dysentery, all forms (045-048)	1	1	-	10.8	20.8	0	-	-	-	0	0	0	23
24 Scarlet fever (050)	-	-	-	0	0	0	-	-	-	0	0	0	24
25 Streptococcal sore throat (051)	-	-	-	0	0	0	-	-	-	0	0	0	25
26 Diphtheria (055)	-	-	-	0	0	0	-	-	-	0	0	0	26
27 Whooping cough (056)	1	-	1	10.8	0	22.2	-	-	-	0	0	0	27
28 Meningococcal infections (057)	-	-	-	0	0	0	-	-	-	0	0	0	28
29 Acute poliomyelitis (080)	-	-	-	0	0	0	-	-	-	0	0	0	29
30 Acute infectious encephalitis (082)	-	-	-	0	0	0	-	-	-	0	0	0	30
31 Smallpox (084)	-	-	-	0	0	0	-	-	-	0	0	0	31
32 Measles (085)	-	-	-	0	0	0	-	-	-	0	0	0	32
33 Typhus and other rickettsial diseases (100-103, 105-108)	-	-	-	0	0	0	-	-	-	0	0	0	33
34 Rocky Mountain spotted fever (104)	-	-	-	0	0	0	-	-	-	0	0	0	34
35 Malaria (110-117)	-	-	-	0	0	0	-	-	-	0	0	0	35
36 All other diseases classified as infective and parasitic (030-039, 041-044, 049, 052-054, 059-074, 081, 083, 086-096, 120-138)	-	-	-	0	0	0	1	-	1	6.0	0	12.5	36
37 Malignant neoplasms, including neoplasms of lymphatic and haematopoietic tissues (140-205)	8	3	5	86.0	62.5	111.1	17	8	9	102.4	93.0	112.5	37
38 Benign and unspecified neoplasms (210-239)	-	-	-	0	0	0	-	-	-	0	0	0	38
39 Diabetes mellitus (260)	1	-	1	10.8	0	22.2	-	-	-	0	0	0	39
40 Pellagra (281)	-	-	-	0	0	0	-	-	-	0	0	0	40
41 Anemias (290-293)	-	-	-	0	0	0	-	-	-	0	0	0	41
42 Vascular lesions affecting central nervous system (330-334)	14	8	6	150.5	166.7	133.3	24	8	16	144.6	93.0	200.0	42
43 Nonmeningococcal meningitis (340)	1	1	-	10.8	20.8	0	-	-	-	0	0	0	43
44 Rheumatic fever (400-402)	-	-	-	0	0	0	-	-	-	0	0	0	44
45 Heart diseases (410-443)	40	19	21	430.1	395.8	466.7	53	34	19	319.3	395.3	237.5	45
46 Hypertension without mention of heart (444-447)	1	-	1	10.8	20.8	0	-	-	-	0	0	0	46
47 Influenza and pneumonia (480-483, 490-493)	3	1	2	32.3	20.8	44.4	10	3	7	60.2	34.9	87.5	47
48 Bronchitis (500-502)	-	-	-	0	0	0	-	-	-	0	0	0	48
49 Ulcer of stomach and duodenum (540-541)	2	1	1	21.5	20.8	22.2	-	-	-	0	0	0	49
50 Appendicitis (550-553)	-	-	-	0	0	0	-	-	-	0	0	0	50
51 Intestinal obstruction and hernia (560, 561, 570)	-	-	-	0	0	0	-	-	-	0	0	0	51
52 Gastritis, duodenitis, enteritis and colitis (except diarrhea of the newborn) (543, 571, 572)	1	-	1	10.8	0	22.2	2	-	2	12.0	0	25.0	52
53 Cirrhosis of liver (581)	-	-	-	0	0	0	-	-	-	0	0	0	53
54 Nephritis and nephrosis (590-594)	6	2	4	64.5	41.7	88.9	4	2	2	24.1	23.3	25.0	54
55 Hyperplasia of prostate (610)	-	-	-	0	0	0	2	1	1	12.0	11.6	12.5	55
56 Complications of pregnancy, childbirth and the puerperium (640-652, 670-689)	1	-	1	10.8	0	22.2	1	-	1	6.0	0	12.5	56
57 Congenital malformations (750-759)	-	-	-	0	0	0	3	1	2	18.1	11.6	25.0	57
58 Birth injuries, postnatal asphyxia and atelectasis (760-762)	1	-	1	10.8	0	22.2	4	2	2	24.1	23.3	25.0	58
59 Infection of the newborn (763-768)	-	-	-	0	0	0	1	-	1	6.0	0	12.5	59
60 Other diseases peculiar to early infancy, and immaturity unqualified (769-776)	3	2	1	32.3	41.7	22.2	4	-	4	24.1	0	50.0	60
61 Senility, without mention of psychosis (794)	-	-	-	0	0	0	1	-	1	6.0	0	12.5	61
62 Ill-defined and unknown causes (780-793, 795)	1	-	1	10.8	0	22.2	4	3	1	24.1	34.9	12.5	62
63 Motor vehicle accidents (E810-E835)	6	2	4	64.5	41.7	88.9	3	3	-	18.1	34.9	0	63
64 All other accidents (E800-E802, E840-E962)	5	4	1	53.8	83.3	22.2	3	-	3	18.1	0	37.5	64
65 Suicide (E963, E970, E979)	2	1	1	21.5	20.8	22.2	-	-	-	0	0	0	65
66 Homicide (E964, E980-E985)	2	-	2	21.5	0	44.4	3	1	2	18.1	11.6	25.0	66
67 All other diseases (residual)	3	2	1	32.3	41.7	22.2	14	8	6	84.3	93.0	75.0	67

TABLE XIV-AVITAL STATISTICS, BY CITY, BY RACE, GEORGIA, 1960
POPULATION 75,000 AND OVER

ITEM	Atlanta						Columbus						
	Number			Rate or Ratio *			Number			Rate or Ratio *			
	Total	White	Non-White	Total	White	Non-White	Total	White	Non-White	Total	White	Non-White	
1 Estimated population	491,300	303,000	188,300				117,700	86,000	31,700				1
LIVE BIRTHS													
2 Total	12,207	6,367	5,840	24.8	21.0	31.0	4,156	3,149	1,007	35.3	36.6	31.8	2
3 Delivered in hospital	11,976	6,339	5,637	98.1%	99.6%	96.5%	4,106	3,143	963	98.8%	99.8%	95.6%	3
4 Delivered in home by physician	221	23	198	1.8%	0.4%	3.4%	31	6	25	0.7%	0.2%	2.5%	4
5 Delivered in home by midwife	4	—	4	0.0%	0%	0.1%	18	—	18	0.4%	0%	1.8%	5
6 Other deliveries	6	5	1	0.0%	0.1%	0.0%	1	—	1	0.0%	0%	0.1%	6
7 Immature births	1,447	548	899	118.5	86.1	153.9	358	225	133	86.1	71.5	132.1	7
8 Live births to un-wed mothers	1,875	150	1,725	153.6	23.6	295.4	240	51	189	57.7	16.2	187.7	8
FETAL DEATHS													
9 Total	385	268	117	31.5	42.1	20.0	113	66	47	27.2	21.0	46.7	9
10 Under 20 weeks gestation	174	169	5	14.3	26.5	0.9	51	35	16	12.3	11.1	15.9	10
11 20-27 weeks gestation	36	20	16	2.9	3.1	2.7	14	6	8	3.4	1.9	7.9	11
12 28 weeks and more	165	75	90	13.5	11.8	15.4	34	17	17	8.2	5.4	16.9	12
13 Unknown length of gestation	10	4	6	0.8	0.6	1.0	14	8	6	3.4	2.5	6.0	13
DEATHS													
14 Total, all ages	5,062	2,965	2,097	103.3	978.5	113.6	958	634	324	813.9	737.2	1022.1	14
15 Under 1 year	404	166	238	33.1	26.1	40.8	95	60	35	22.9	19.1	34.8	15
16 Under 28 days	268	124	144	22.0	19.5	24.7	68	46	22	16.4	14.6	21.8	16
17 Deaths from immaturity	77	36	41	6.3	5.7	7.0	17	14	3	4.1	4.4	3.0	17
18 1-4 years **	49	19	30	—	—	—	11	8	3	—	—	—	18
19 Maternal deaths	3	—	3	2.5	0	5.1	1	—	1	2.4	0	9.9	19
CAUSE OF DEATH													
20 Tuberculosis, all forms (001-019)	40	16	24	8.1	5.3	12.7	7	1	6	5.9	1.2	18.9	20
21 Syphilis and its sequelae (020-029)	13	5	8	2.6	1.7	4.2	—	—	—	0	0	0	21
22 Typhoid fever (040)	1	—	1	0.2	0	0.5	—	—	—	0	0	0	22
23 Dysentery, all forms (045-048)	1	—	1	0.2	0	0.5	—	—	—	0	0	0	23
24 Scarlet fever (050)	—	—	—	0	0	0	—	—	—	0	0	0	24
25 Streptococcal sore throat (051)	—	—	—	0	0	0	—	—	—	0	0	0	25
26 Diphtheria (055)	—	—	—	0	0	0	—	—	—	0	0	0	26
27 Whooping cough (056)	—	—	—	0	0	0	—	—	—	0	0	0	27
28 Meningococcal infections (057)	1	1	—	0.2	0.3	0	3	2	1	2.5	2.3	3.2	28
29 Acute poliomyelitis (080)	—	—	—	0	0	0	—	—	—	0	0	0	29
30 Acute infectious encephalitis (082)	—	—	—	0	0	0	—	—	—	0	0	0	30
31 Smallpox (084)	—	—	—	0	0	0	—	—	—	0	0	0	31
32 Measles (085)	1	1	—	0.2	0.3	0	1	—	1	0.8	0	3.2	32
33 Typhus and other rickettsial diseases (100-103, 105-108)	—	—	—	0	0	0	—	—	—	0	0	0	33
34 Rocky Mountain spotted fever (104)	—	—	—	0	0	0	—	—	—	0	0	0	34
35 Malaria (110-117)	—	—	—	0	0	0	—	—	—	0	0	0	35
36 All other diseases classified as infective and parasitic (030-039, 041-044, 049, 052-054, 059-074, 081, 083, 086-096, 120-138)	22	6	16	4.5	2.0	8.5	2	—	2	1.7	0	6.3	36
37 Malignant neoplasms, including neoplasms of lymphatic and haemopoietic tissues (140-205)	716	463	253	145.7	152.8	134.4	125	82	43	106.2	95.3	135.6	37
38 Benign and unspecified neoplasms (210-239)	10	3	7	2.0	1.0	3.7	4	1	3	3.4	1.2	9.5	38
39 Diabetes mellitus (260)	78	39	39	15.9	12.9	20.7	16	12	4	13.6	14.0	12.6	39
40 Pellagra (281)	2	—	2	0.4	0	1.1	—	—	—	0	0	0	40
41 Anemias (290-293)	12	2	10	2.4	0.7	5.3	4	3	1	3.4	3.5	3.2	41
42 Vascular lesions affecting central nervous system (330-334)	733	384	349	149.2	126.7	185.3	131	72	59	111.3	83.7	186.1	42
43 Nonmeningococcal meningitis (340)	10	3	7	2.0	1.0	3.7	3	1	2	2.5	1.2	6.3	43
44 Rheumatic fever (400-402)	2	—	2	0.4	0	1.1	—	—	—	0	0	0	44
45 Heart diseases (410-443)	1,608	1,089	519	327.3	359.4	275.6	331	237	94	281.2	275.6	296.5	45
46 Hypertension without mention of heart (444-447)	43	16	27	8.8	5.3	14.3	4	2	2	3.4	2.3	6.3	46
47 Influenza and pneumonia (480-483, 490-493)	226	100	126	46.0	33.0	66.9	38	25	13	32.3	29.1	41.0	47
48 Bronchitis (500-502)	13	11	2	2.6	3.6	1.1	—	—	—	0	0	0	48
49 Ulcer of stomach and duodenum (540-541)	42	30	12	8.5	9.9	6.4	4	2	2	3.4	2.3	6.3	49
50 Appendicitis (550-553)	4	3	1	0.8	1.0	0.5	—	—	—	0	0	0	50
51 Intestinal obstruction and hernia (560, 561, 570)	25	18	7	5.1	5.9	3.7	2	—	2	1.7	0	6.3	51
52 Gastritis, duodenitis, enteritis and colitis (except diarrhea of the newborn) (543, 571, 572)	20	10	10	4.1	3.3	5.3	3	—	3	2.5	0	9.5	52
53 Cirrhosis of liver (581)	66	47	19	13.4	15.5	10.1	5	5	—	4.2	5.8	0	53
54 Nephritis and nephrosis (590-594)	75	24	51	15.3	7.9	27.1	17	7	10	14.4	8.1	31.5	54
55 Hyperplasia of prostate (610)	15	9	6	3.1	3.0	3.2	3	3	—	2.5	3.5	0	55
56 Complications of pregnancy, childbirth and the puerperium (640-652, 670-689)	3	—	3	0.6	0	1.6	1	—	1	0.8	0	3.2	56
57 Congenital malformations (750-759)	62	39	23	12.6	12.9	12.2	17	12	5	14.4	14.0	15.8	57
58 Birth injuries, postnatal asphyxia and atelectasis (760-762)	91	42	49	18.5	13.9	26.0	25	13	12	21.2	15.1	37.9	58
59 Infection of the newborn (763-768)	17	3	14	3.5	1.0	7.4	4	2	2	3.4	2.3	6.3	59
60 Other diseases peculiar to early infancy, and immaturity unqualified (769-774)	138	58	80	28.1	19.1	42.5	31	25	6	26.3	29.1	18.9	60
61 Senility, without mention of psychosis (794)	4	2	2	0.8	0.7	1.1	3	3	—	2.5	3.5	0	61
62 Ill-defined and unknown causes (780-793, 795)	45	15	30	9.2	5.0	15.9	1	—	1	0.8	0	3.2	62
63 Motor vehicle accidents (E810-E835)	88	64	24	17.9	21.1	12.7	12	9	3	10.2	10.5	9.5	63
64 All other accidents (E800-E802, E840-E962)	171	105	66	34.8	34.7	35.1	36	30	6	30.6	34.9	18.9	64
65 Suicide (E963, E970, E979)	64	57	7	13.0	18.8	3.7	17	16	1	14.4	18.6	3.2	65
66 Homicide (E964, E980-E985)	81	16	65	16.5	5.3	34.5	10	2	8	8.5	2.3	25.2	66
67 All other diseases (residual)	518	284	235	105.6	92.7	124.8	98	67	31	83.3	77.9	97.8	67

TABLE XIV-A VITAL STATISTICS, BY CITY, BY RACE, GEORGIA, 1960
POPULATION 75,000 AND OVER

ITEM	Savannah						Number			Rate or Ratio *			
	Number			Rate or Ratio *			Total	White	Non-White	Rate or Ratio *			
	Total	White	Non-White	Total	White	Non-White				Total	White	Non-White	
1 Estimated population	150,000	96,600	53,400										1
LIVE BIRTHS													
2 Total	3,767	2,131	1,636	25.1	22.1	30.6							2
3 Delivered in hospital	3,660	2,129	1,531	97.2%	99.9%	93.6%							3
4 Delivered in home by physician	105	2	103	2.8%	0.1%	6.3%							4
5 Delivered in home by midwife	1	-	1	0.0%	0%	0.1%							5
6 Other deliveries	1	-	1	0.0%	0%	0.1%							6
7 Immature births	360	146	214	95.6	68.5	130.8							7
8 Live births to un-wed mothers	446	57	389	118.4	26.7	237.8							8
FETAL DEATHS													
9 Total	174	108	66	46.2	50.7	40.3							9
10 Under 20 weeks gestation	82	71	11	21.8	33.3	6.7							10
11 20-27 weeks gestation	30	13	17	8.0	6.1	10.4							11
12 28 weeks and more	62	24	38	16.5	11.3	23.2							12
13 Unknown length of gestation	-	-	-	0	0	0							13
DEATHS													
14 Total, all ages	1,513	773	740	1008.7	800.2	1385.8							14
15 Under 1 year	139	63	76	36.9	29.6	46.5							15
16 Under 28 days	94	46	48	25.0	21.6	29.3							16
17 Deaths from immaturity	28	11	17	7.4	5.2	10.4							17
18 1-4 years **	28	11	17										18
19 Maternal deaths	1	1	-	2.7	4.7	0							19
CAUSE OF DEATH													
20 Tuberculosis, all forms (001-019)	15	4	11	10.0	4.1	20.6							20
21 Syphilis and its sequelae (020-029)	2	-	2	1.3	0	3.7							21
22 Typhoid fever (040)	-	-	-	0	0	0							22
23 Dysentery, all forms (045-048)	-	-	-	0	0	0							23
24 Scarlet fever (050)	-	-	-	0	0	0							24
25 Streptococcal sore throat (051)	1	-	1	0.7	0	1.9							25
26 Diphtheria (055)	-	-	-	0	0	0							26
27 Whooping cough (056)	-	-	-	0	0	0							27
28 Meningococcal infections (057)	-	-	-	0	0	0							28
29 Acute poliomyelitis (080)	1	1	-	0.7	1.0	0							29
30 Acute infectious encephalitis (082)	1	-	1	0.7	0	1.9							30
31 Smallpox (084)	-	-	-	0	0	0							31
32 Measles (085)	-	-	-	0	0	0							32
33 Typhus and other rickettsial diseases (100-103, 105-108)	-	-	-	0	0	0							33
34 Rocky Mountain spotted fever (104)	-	-	-	0	0	0							34
35 Malaria (110-117)	-	-	-	0	0	0							35
36 All other diseases classified as infective and parasitic (030-039, 041-044, 049, 052-054, 059-074, 081, 083, 086-096, 120-138)	3	1	2	2.0	1.0	3.7							36
37 Malignant neoplasms, including neoplasms of lymphatic and haematopoietic tissues (140-205)	183	113	70	122.0	117.0	131.1							37
38 Benign and unspecified neoplasms (210-239)	6	2	4	4.0	2.1	7.5							38
39 Diabetes mellitus (260)	29	9	20	19.3	9.3	37.5							39
40 Pellagra (281)	1	-	1	0.7	0	1.9							40
41 Anemias (290-293)	4	-	4	2.7	0	7.5							41
42 Vascular lesions affecting central nervous system (330-334)	268	102	166	178.7	105.6	310.9							42
43 Nonmeningococcal meningitis (340)	4	1	3	2.7	1.0	5.6							43
44 Rheumatic fever (400-402)	-	-	-	0	0	0							44
45 Heart diseases (410-443)	505	288	217	336.7	298.1	406.4							45
46 Hypertension without mention of heart (444-447)	10	3	7	6.7	3.1	13.1							46
47 Influenza and pneumonia (480-483, 490-493)	79	23	56	52.7	23.8	104.9							47
48 Bronchitis (500-502)	5	5	-	3.3	5.2	0							48
49 Ulcer of stomach and duodenum (540-541)	12	10	2	8.0	10.4	3.7							49
50 Appendicitis (550-553)	-	-	-	0	0	0							50
51 Intestinal obstruction and hernia (560, 561, 570)	11	8	3	7.3	8.3	5.6							51
52 Gastritis, duodenitis, enteritis and colitis (except diarrhea of the newborn) (543, 571, 572)	5	2	3	3.3	2.1	5.6							52
53 Cirrhosis of liver (581)	12	8	4	8.0	8.3	7.5							53
54 Nephritis and nephrosis (590-594)	21	5	16	14.0	5.2	30.0							54
55 Hyperplasia of prostate (610)	4	3	1	2.7	3.1	1.9							55
56 Complications of pregnancy, childbirth and the puerperium (640-652, 670-689)	1	1	-	0.7	1.0	0							56
57 Congenital malformations (750-759)	19	15	4	12.7	15.5	7.5							57
58 Birth injuries, postnatal asphyxia and atelectasis (760-762)	38	24	14	25.3	24.8	26.2							58
59 Infection of the newborn (763-768)	5	2	3	3.3	2.1	5.6							59
60 Other diseases peculiar to early infancy, and immaturity unqualified (769-776)	40	13	27	26.7	13.5	50.6							60
61 Senility, without mention of psychosis (794)	4	4	-	2.7	4.1	0							61
62 Ill-defined and unknown causes (780-793, 795)	10	5	5	6.7	5.2	9.4							62
63 Motor vehicle accidents (E810-E835)	27	19	8	18.0	19.7	15.0							63
64 All other accidents (E800-E802, E840-E962)	45	19	26	30.0	19.7	48.7							64
65 Suicide (E963, E970, E979)	9	8	1	6.0	8.3	1.9							65
66 Homicide (E964, E980-E985)	20	1	19	13.3	1.0	35.6							66
67 All other diseases (residual)	113	74	39	75.3	76.6	73.0							67

TABLE XIV-B VITAL STATISTICS, BY CITY, BY RACE, GEORGIA, 1960
POPULATION 10,000-74,999

ITEM	Albany						Americus						
	Number			Rate or Ratio *			Number			Rate or Ratio *			
	Total	White	Non-White	Total	White	Non-White	Total	White	Non-White	Total	White	Non-White	
1 Estimated population	56,500	36,100	20,400				13,500	6,800	6,700				1
LIVE BIRTHS													
2 Total	2,031	1,246	785	35.9	34.5	38.5	352	141	211	26.1	20.7	31.5	2
3 Delivered in hospital	1,636	1,244	392	80.6%	99.8%	49.9%	251	141	110	71.3%	100.0%	52.1%	3
4 Delivered in home by physician	294	1	293	14.5%	0.1%	37.3%	1	-	1	0.3%	0%	0.5%	4
5 Delivered in home by midwife	94	-	94	4.6%	0%	12.0%	100	-	100	28.4%	0%	47.4%	5
6 Other deliveries	7	1	6	0.3%	0.1%	0.8%	-	-	-	0%	0%	0%	6
7 Immature births	196	90	106	9.6%	72.2	135.0	28	4	24	79.5	28.4	113.7	7
8 Live births to un-wed mothers	218	17	201	107.3	13.6	256.1	53	2	51	150.6	14.2	241.7	8
FETAL DEATHS													
9 Total	78	27	51	38.4	21.7	65.0	14	9	5	39.8	63.8	23.7	9
10 Under 20 weeks gestation	38	12	26	18.7	9.6	33.1	6	3	3	17.0	21.3	14.2	10
11 20-27 weeks gestation	6	3	3	3.0	2.4	3.8	3	3	-	8.5	21.3	0	11
12 28 weeks and more	24	8	16	11.8	6.4	20.4	5	3	2	14.2	21.3	9.5	12
13 Unknown length of gestation	10	4	6	4.9	3.2	7.6	-	-	-	0	0	0	13
DEATHS													
14 Total, all ages	485	235	250	858.4	651.0	1225.5	162	74	88	200.0	1088.2	1313.4	14
15 Under 1 year	63	28	35	31.0	22.5	44.6	11	1	10	31.2	7.1	47.4	15
16 Under 28 days	41	24	17	20.2	19.3	21.7	6	1	5	17.0	7.1	23.7	16
17 Deaths from immaturity	14	7	7	6.9	5.6	8.9	4	-	4	11.4	0	19.0	17
18 1-4 years **	8	3	5	-	-	-	1	-	1	-	-	-	18
19 Maternal deaths	-	-	-	0	0	0	-	-	-	0	0	0	19
CAUSE OF DEATH													
20 Tuberculosis, all forms (001-019)	1	-	1	1.8	0	4.9	-	-	-	0	0	0	20
21 Syphilis and its sequelae (020-029)	1	-	1	1.8	0	4.9	-	-	-	0	0	0	21
22 Typhoid fever (040)	-	-	-	0	0	0	-	-	-	0	0	0	22
23 Dysentery, all forms (045-048)	1	-	1	1.8	0	4.9	-	-	-	0	0	0	23
24 Scarlet fever (050)	-	-	-	0	0	0	-	-	-	0	0	0	24
25 Streptococcal sore throat (051)	-	-	-	0	0	0	-	-	-	0	0	0	25
26 Diphtheria (055)	-	-	-	0	0	0	-	-	-	0	0	0	26
27 Whooping cough (056)	-	-	-	0	0	0	-	-	-	0	0	0	27
28 Meningococcal infections (057)	-	-	-	0	0	0	-	-	-	0	0	0	28
29 Acute poliomyelitis (080)	-	-	-	0	0	0	-	-	-	0	0	0	29
30 Acute infectious encephalitis (082)	-	-	-	0	0	0	-	-	-	0	0	0	30
31 Smallpox (084)	-	-	-	0	0	0	-	-	-	0	0	0	31
32 Measles (085)	-	-	-	0	0	0	-	-	-	0	0	0	32
33 Typhus and other rickettsial diseases (100-103, 105-108)	-	-	-	0	0	0	-	-	-	0	0	0	33
34 Rocky Mountain spotted fever (104)	-	-	-	0	0	0	-	-	-	0	0	0	34
35 Malaria (110-117)	-	-	-	0	0	0	-	-	-	0	0	0	35
36 All other diseases classified as Infective and parasitic (030-039, 041-044, 049, 052-054, 059-074, 081, 083, 086-096, 120-138)	1	-	1	1.8	0	4.9	1	1	-	7.4	14.7	0	36
37 Malignant neoplasms, including neoplasms of lymphatic and haematopoietic tissues (140-205)	65	33	32	115.0	91.4	156.9	19	13	6	140.7	191.2	89.6	37
38 Benign and unspecified neoplasms (210-239)	1	-	1	1.8	0	4.9	-	-	-	0	0	0	38
39 Diabetes mellitus (260)	7	3	4	12.4	8.3	19.6	4	2	2	29.6	29.4	29.9	39
40 Pellagra (281)	-	-	-	0	0	0	-	-	-	0	0	0	40
41 Anemias (290-293)	1	-	1	1.8	2.8	0	-	-	-	0	0	0	41
42 Vascular lesions affecting central nervous system (330-334)	62	25	37	109.7	69.3	181.4	29	6	23	214.8	88.2	343.3	42
43 Nonmeningococcal meningitis (340)	1	-	1	1.8	0	4.9	-	-	-	0	0	0	43
44 Rheumatic fever (400-402)	-	-	-	0	0	0	-	-	-	0	0	0	44
45 Heart diseases (410-443)	151	82	69	267.3	227.1	338.2	54	29	25	400.0	426.5	373.1	45
46 Hypertension without mention of heart (444-447)	10	2	8	17.7	5.5	39.2	2	1	1	14.8	14.7	14.9	46
47 Influenza and pneumonia (480-483, 490-493)	10	4	6	17.7	11.1	29.4	11	4	7	81.5	58.8	104.5	47
48 Bronchitis (500-502)	1	-	1	1.8	0	4.9	-	-	-	0	0	0	48
49 Ulcer of stomach and duodenum (540-541)	6	5	1	10.6	13.9	4.9	1	-	1	7.4	0	14.9	49
50 Appendicitis (550-553)	-	-	-	0	0	0	-	-	-	0	0	0	50
51 Intestinal obstruction and hernia (560, 561, 570)	3	-	3	5.3	0	14.7	1	1	-	7.4	14.7	0	51
52 Gastritis, duodenitis, enteritis and colitis (except diarrhea of the newborn) (543, 571, 572)	8	3	5	14.2	8.3	24.5	1	-	1	7.4	0	14.9	52
53 Cirrhosis of liver (581)	2	2	-	3.5	5.5	0	-	-	-	0	0	0	53
54 Nephritis and nephrosis (590-594)	9	1	8	15.9	2.8	39.2	1	-	1	7.4	0	14.9	54
55 Hyperplasia of prostate (610)	-	-	-	0	0	0	-	-	-	0	0	0	55
56 Complications of pregnancy, childbirth and the puerperium (640-652, 670-689)	7	-	-	0	0	0	-	-	-	0	0	0	56
57 Congenital malformations (750-759)	5	2	2	12.4	13.9	9.8	1	-	1	7.4	0	14.9	57
58 Birth injuries, postnatal asphyxia and atelectasis (760-762)	11	8	3	19.5	22.2	14.7	1	-	1	7.4	0	14.9	58
59 Infection of the newborn (763-768)	6	1	5	10.6	2.8	24.5	-	-	-	0	0	0	59
60 Other diseases peculiar to early infancy, and immaturity unqualified (769-776)	21	10	11	37.2	27.7	53.9	5	1	4	37.0	14.7	59.7	60
61 Senility, without mention of psychosis (794)	3	-	3	5.3	0	14.7	-	-	-	0	0	0	61
62 Ill-defined and unknown causes (780-793, 795)	9	4	5	15.9	11.1	24.5	4	1	3	29.6	14.7	44.8	62
63 Motor vehicle accidents (E810-E835)	15	10	5	26.5	27.7	24.5	1	-	1	7.4	0	14.9	63
64 All other accidents (E800-E802, E840-E962)	22	12	10	38.9	33.2	49.0	6	1	5	44.4	14.7	74.6	64
65 Suicide (E963, E970, E979)	6	5	1	10.6	13.9	4.9	1	1	-	7.4	0	14.9	65
66 Homicide (E964, E980-E985)	3	2	1	5.3	5.5	4.9	1	-	1	7.4	0	14.9	66
67 All other diseases (residual)	41	17	24	72.6	47.1	117.6	18	13	5	133.3	191.2	74.6	67

TABLE XIV-B VITAL STATISTICS, BY CITY, BY RACE, GEORGIA, 1960
 POPULATION 10,000 - 74,999

ITEM	Athens						Augusta						
	Number			Rate or Ratio *			Number			Rate or Ratio *			
	Total	White	Non-White	Total	White	Non-White	Total	White	Non-White	Total	White	Non-White	
1 Estimated population	31,500	22,200	9,300				70,600	38,500	32,100				1
LIVE BIRTHS													
2 Total	811	502	309	25.7	22.6	33.2	1,971	1,018	953	27.9	26.4	29.7	2
3 Delivered in hospital	811	502	309	100.0%	100.0%	100.0%	1,949	1,016	933	98.9%	99.8%	97.9%	3
4 Delivered in home by physician	-	-	-	0%	0%	0%	21	2	19	1.1%	0.2%	2.0%	4
5 Delivered in home by midwife	-	-	-	0%	0%	0%	-	-	-	0%	0%	0%	5
6 Other deliveries	-	-	-	0%	0%	0%	1	-	1	0.1%	0%	0.1%	6
7 Immature births	80	35	45	98.6	69.7	145.6	231	108	123	117.2	106.1	129.1	7
8 Live births to un-wed mothers	78	4	74	96.2	8.0	239.5	220	25	195	111.6	24.6	204.6	8
FETAL DEATHS													
9 Total	41	23	18	50.6	45.8	58.3	115	60	55	58.3	58.9	57.7	9
10 Under 20 weeks gestation	21	11	10	25.9	21.9	32.4	60	36	24	30.4	35.4	25.2	10
11 20-27 weeks gestation	7	4	3	8.6	8.0	9.7	19	8	11	9.6	7.9	11.5	11
12 28 weeks and more	10	7	3	12.3	13.9	9.7	34	14	20	17.3	13.8	21.0	12
13 Unknown length of gestation	3	1	2	3.7	2.0	6.5	2	2	-	1.0	2.0	0	13
DEATHS													
14 Total, all ages	330	197	133	1047.6	887.4	1430.1	885	450	435	1253.5	1168.8	1355.1	14
15 Under 1 year	25	11	14	30.8	21.9	45.3	62	32	30	31.5	31.4	31.5	15
16 Under 28 days	16	8	8	19.7	15.9	25.9	49	28	21	24.9	27.5	22.0	16
17 Deaths from immaturity	6	2	4	7.4	4.0	12.9	5	3	2	2.5	2.9	2.1	17
18 1-4 years **	-	-	-	-	-	-	11	2	9	-	-	-	18
19 Maternal deaths	-	-	-	0	0	0	2	-	2	10.1	0	21.0	19
CAUSE OF DEATH													
20 Tuberculosis, all forms (001-019)	1	-	1	3.2	0	10.8	11	5	6	15.6	13.0	18.7	20
21 Syphilis and its sequelae (020-029)	1	-	1	3.2	0	10.8	3	-	3	4.2	0	9.3	21
22 Typhoid fever (040)	-	-	-	0	0	0	-	-	-	0	0	0	22
23 Dysentery, all forms (045-048)	-	-	-	0	0	0	-	-	-	0	0	0	23
24 Scarlet fever (050)	-	-	-	0	0	0	-	-	-	0	0	0	24
25 Streptococcal sore throat (051)	-	-	-	0	0	0	-	-	-	0	0	0	25
26 Diphtheria (055)	-	-	-	0	0	0	-	-	-	0	0	0	26
27 Whooping cough (056)	-	-	-	0	0	0	-	-	-	0	0	0	27
28 Meningococcal infections (057)	-	-	-	0	0	0	-	-	-	0	0	0	28
29 Acute poliomyelitis (080)	-	-	-	0	0	0	-	-	-	0	0	0	29
30 Acute infectious encephalitis (082)	-	-	-	0	0	0	1	-	1	1.4	0	3.1	30
31 Smallpox (084)	-	-	-	0	0	0	-	-	-	0	0	0	31
32 Measles (085)	-	-	-	0	0	0	-	-	-	0	0	0	32
33 Typhus and other rickettsial diseases (100-103, 105-108)	-	-	-	0	0	0	-	-	-	0	0	0	33
34 Rocky Mountain spotted fever (104)	-	-	-	0	0	0	-	-	-	0	0	0	34
35 Malaria (110-117)	-	-	-	0	0	0	-	-	-	0	0	0	35
36 All other diseases classified as infective and parasitic (030-039, 041-044, 049, 052-054, 059-074, 081, 083, 086-096, 120-138)	-	-	-	0	0	0	3	2	1	4.2	5.2	3.1	36
37 Malignant neoplasms, including neoplasms of lymphatic and haematopoietic tissues (140-205)	41	26	15	130.2	117.1	161.3	114	60	54	161.5	155.8	168.2	37
38 Benign and unspecified neoplasms (210-239)	2	2	-	6.3	9.0	0	1	1	-	1.4	2.6	0	38
39 Diabetes mellitus (260)	3	1	2	9.5	4.5	21.5	12	6	6	17.0	15.6	18.7	39
40 Pellagra (281)	-	-	-	0	0	0	-	-	-	0	0	0	40
41 Anemias (290-293)	1	-	1	3.2	0	10.8	4	2	2	5.7	5.2	6.2	41
42 Vascular lesions affecting central nervous system (330-334)	53	34	19	168.3	153.2	204.3	141	59	82	199.7	153.2	255.5	42
43 Nonmeningococcal meningitis (340)	-	-	-	0	0	0	-	-	-	0	0	0	43
44 Rheumatic fever (400-402)	-	-	-	0	0	0	-	-	-	0	0	0	44
45 Heart diseases (410-443)	97	71	26	307.9	319.8	279.6	304	177	127	430.6	459.7	395.6	45
46 Hypertension without mention of heart (444-447)	3	2	1	9.5	9.0	10.8	5	1	4	7.1	2.6	12.5	46
47 Influenza and pneumonia (480-483, 490-493)	17	7	10	54.0	31.5	107.5	55	24	31	77.9	62.3	96.6	47
48 Bronchitis (500-502)	-	-	-	0	0	0	-	-	-	0	0	0	48
49 Ulcer of stomach and duodenum (540-541)	2	2	-	6.3	9.0	0	4	3	1	5.7	7.8	3.1	49
50 Appendicitis (550-553)	-	-	-	0	0	0	-	-	-	0	0	0	50
51 Intestinal obstruction and hernia (560, 561, 570)	2	1	1	6.3	4.5	10.8	10	4	6	14.2	10.4	18.7	51
52 Gastritis, duodenitis, enteritis and colitis (except diarrhea of the newborn) (543, 571, 572)	3	2	1	9.5	9.0	10.8	3	1	2	4.2	2.6	6.2	52
53 Cirrhosis of liver (581)	3	1	2	9.5	4.5	21.5	6	4	2	8.5	10.4	6.2	53
54 Nephritis and nephrosis (590-594)	17	2	15	54.0	9.0	161.3	10	2	8	14.2	5.2	24.9	54
55 Hyperplasia of prostate (610)	-	-	-	0	0	0	2	2	-	2.8	5.2	0	55
56 Complications of pregnancy, childbirth and the puerperium (640-652, 670-689)	-	-	-	0	0	0	2	-	2	2.8	0	6.2	56
57 Congenital malformations (750-759)	3	2	1	9.5	9.0	10.8	12	8	4	17.0	20.8	12.5	57
58 Birth injuries, postnatal asphyxia and atelectasis (760-762)	6	4	2	19.0	18.0	21.5	25	15	10	35.4	39.0	31.2	58
59 Infection of the newborn (763-768)	1	1	-	3.2	4.5	0	1	-	1	1.4	0	3.1	59
60 Other diseases peculiar to early infancy, and immaturity unqualified (769-776)	6	2	4	19.0	9.0	43.0	13	6	7	18.4	15.6	21.8	60
61 Senility, without mention of psychosis (794)	-	-	-	0	0	0	4	-	4	5.7	0	12.5	61
62 Ill-defined and unknown causes (780-793, 795)	7	4	3	22.2	18.0	32.3	1	-	1	1.4	0	3.1	62
63 Motor vehicle accidents (E810-E835)	8	5	3	25.4	22.5	32.3	21	11	10	29.7	28.6	31.2	63
64 All other accidents (E800-E802, E840-E962)	11	5	6	34.9	22.5	64.5	26	10	16	36.8	26.0	49.8	64
65 Suicide (E963, E970, E979)	4	4	-	12.7	18.0	0	8	8	-	11.3	20.8	0	65
66 Homicide (E964, E980-E985)	5	1	4	15.9	4.5	43.0	12	1	11	17.0	2.6	34.3	66
67 All other diseases (residual)	33	18	15	104.8	81.1	161.3	71	38	33	100.6	98.7	102.8	67

TABLE XIV-VITAL STATISTICS, BY CITY, BY RACE, GEORGIA, 1960
POPULATION, 10,000 - 74,999

ITEM	Dainbridge						Brunswick						
	Number			Rate or Ratio *			Number			Rate or Ratio *			
	Total	White	Non-White	Total	White	Non-White	Total	White	Non-White	Total	White	Non-White	
1 Estimated population	12,900	7,900	5,000				21,800	12,800	9,000				1
LIVE BIRTHS													
2 Total	280	158	122	21.7	20.0	24.4	742	457	285	34.0	35.7	31.7	2
3 Delivered in hospital	240	156	84	85.7%	98.7%	68.9%	650	455	195	87.6%	99.6%	68.4%	3
4 Delivered in home by physician	1	1	-	0.4%	0.6%	0%	6	-	6	0.8%	0%	2.1%	4
5 Delivered in home by midwife	39	1	38	13.9%	0.6%	31.1%	86	2	84	11.6%	0.4%	29.5%	5
6 Other deliveries	-	-	-	0%	0%	0%	-	-	-	0%	0%	0%	6
7 Immature births	19	10	9	67.9	63.3	73.8	86	43	43	115.9	94.1	150.9	7
8 Live births to un-wed mothers	34	3	31	121.4	19.0	254.1	61	11	50	82.2	24.1	175.4	8
FETAL DEATHS													
9 Total	10	4	6	35.7	25.3	49.2	20	9	11	27.0	19.7	38.6	9
10 Under 20 weeks gestation	3	2	1	10.7	12.7	8.2	5	2	3	6.7	4.4	10.5	10
11 20-27 weeks gestation	1	1	-	3.6	6.3	0	7	4	3	9.4	8.8	10.5	11
12 28 weeks and more	6	1	5	21.4	6.3	41.0	8	3	5	10.8	6.6	17.5	12
13 Unknown length of gestation	-	-	-	0	0	0	-	-	-	0	0	0	13
DEATHS													
14 Total, all ages	111	52	59	860.5	658.2	1180.0	235	118	117	1078.0	921.9	1300.0	14
15 Under 1 year	7	5	2	25.0	31.6	16.4	31	8	23	41.8	17.5	80.7	15
16 Under 28 days	4	3	1	14.3	19.0	8.2	20	7	13	27.0	15.3	45.6	16
17 Deaths from immaturity	1	-	-	0	0	0	2	1	1	2.7	2.2	3.5	17
18 1-4 years **	1	-	1	-	-	-	9	2	7	-	-	-	18
19 Maternal deaths	-	-	-	0	0	0	1	-	1	13.5	0	35.1	19
CAUSE OF DEATH													
20 Tuberculosis, all forms (001-019)	1	1	-	7.8	12.7	0	2	2	-	9.2	15.6	0	20
21 Syphilis and its sequelae (020-029)	-	-	-	0	0	0	5	2	3	22.9	15.6	33.3	21
22 Typhoid fever (040)	-	-	-	0	0	0	-	-	-	0	0	0	22
23 Dysentery, all forms (045-048)	-	-	-	0	0	0	-	-	-	0	0	0	23
24 Scarlet fever (050)	-	-	-	0	0	0	-	-	-	0	0	0	24
25 Streptococcal sore throat (051)	-	-	-	0	0	0	-	-	-	0	0	0	25
26 Diphtheria (055)	-	-	-	0	0	0	-	-	-	0	0	0	26
27 Whooping cough (056)	-	-	-	0	0	0	1	-	-	4.6	0	11.1	27
28 Meningococcal infections (057)	-	-	-	0	0	0	-	-	-	0	0	0	28
29 Acute poliomyelitis (080)	-	-	-	0	0	0	-	-	-	0	0	0	29
30 Acute infectious encephalitis (082)	1	-	1	7.8	0	20.0	3	2	1	13.8	15.6	11.1	30
31 Smallpox (084)	-	-	-	0	0	0	-	-	-	0	0	0	31
32 Measles (085)	-	-	-	0	0	0	-	-	-	0	0	0	32
33 Typhus and other rickettsial diseases (100-103, 105-108)	-	-	-	0	0	0	-	-	-	0	0	0	33
34 Rocky Mountain spotted fever (104)	-	-	-	0	0	0	-	-	-	0	0	0	34
35 Malaria (110-117)	-	-	-	0	0	0	-	-	-	0	0	0	35
36 All other diseases classified as infective and parasitic (030-039, 041-044, 049, 052-054, 059-074, 081, 083, 086-096, 120-138)	-	-	-	0	0	0	2	-	2	9.2	0	22.2	36
37 Malignant neoplasms, including neoplasms of lymphatic and haematopoietic tissues (140-205)	8	5	3	62.0	63.3	60.0	31	21	10	142.2	164.1	111.1	37
38 Benign and unspecified neoplasms (210-239)	1	1	-	7.8	12.7	0	1	-	1	4.6	0	11.1	38
39 Diabetes mellitus (260)	1	1	-	7.8	12.7	0	2	-	2	9.2	0	22.2	39
40 Pellagra (281)	-	-	-	0	0	0	1	-	1	4.6	0	11.1	40
41 Anemias (290-293)	-	-	-	0	0	0	2	-	2	9.2	0	22.2	41
42 Vascular lesions affecting central nervous system (330-334)	21	4	17	162.8	50.6	340.0	29	15	14	133.0	117.2	155.6	42
43 Nonmeningococcal meningitis (340)	-	-	-	0	0	0	-	-	-	0	0	0	43
44 Rheumatic fever (400-402)	-	-	-	0	0	0	1	-	1	4.6	0	11.1	44
45 Heart diseases (410-443)	34	21	13	263.6	265.8	260.0	62	41	21	284.4	320.3	233.3	45
46 Hypertension without mention of heart (444-447)	1	-	1	7.8	0	20.0	4	1	3	18.3	7.8	33.3	46
47 Influenza and pneumonia (480-483, 490-493)	4	1	3	31.0	12.7	60.0	18	7	11	82.6	54.7	122.2	47
48 Bronchitis (500-502)	4	-	-	0	0	0	1	1	-	4.6	7.8	0	48
49 Ulcer of stomach and duodenum (540-541)	-	-	-	0	0	0	-	-	-	0	0	0	49
50 Appendicitis (550-553)	-	-	-	0	0	0	1	-	1	4.6	0	11.1	50
51 Intestinal obstruction and hernia (560, 561, 570)	-	-	-	0	0	0	-	-	-	0	0	0	51
52 Gastritis, duodenitis, enteritis and colitis (except diarrhea of the newborn) (543, 571, 572)	2	2	-	15.5	25.3	0	1	-	1	4.6	0	11.1	52
53 Cirrhosis of liver (581)	1	-	1	7.8	0	20.0	1	-	1	4.6	0	11.1	53
54 Nephritis and nephrosis (590-594)	2	1	1	15.5	12.7	20.0	6	2	4	27.5	15.6	44.4	54
55 Hyperplasia of prostate (610)	-	-	-	0	0	0	1	1	-	4.6	7.8	0	55
56 Complications of pregnancy, childbirth and the puerperium (640-652, 670-689)	-	-	-	0	0	0	1	-	1	4.6	0	11.1	56
57 Congenital malformations (750-759)	4	3	1	31.0	38.0	20.0	3	-	3	13.8	0	33.3	57
58 Birth injuries, postnatal asphyxia and atelectasis (760-762)	-	-	-	0	0	0	10	4	6	45.9	31.3	66.7	58
59 Infection of the newborn (763-768)	-	-	-	0	0	0	1	-	1	4.6	0	11.1	59
60 Other diseases peculiar to early infancy, and immaturity unqualified (769-776)	-	-	-	0	0	0	7	3	4	32.1	23.4	44.4	60
61 Senility, without mention of psychosis (794)	-	-	-	0	0	0	-	-	-	0	0	0	61
62 Ill-defined and unknown causes (780-793, 795)	-	-	-	0	0	0	1	1	-	4.6	7.8	0	62
63 Motor vehicle accidents (E810-E835)	6	2	4	46.5	25.3	80.0	3	2	1	13.8	15.6	11.1	63
64 All other accidents (E800-E802, E840-E962)	5	4	1	38.8	50.6	20.0	9	3	6	41.3	23.4	66.7	64
65 Suicide (E963, E970, E979)	1	-	-	0	0	0	4	-	4	18.3	31.3	0	65
66 Homicide (E964, E980-E985)	2	-	2	15.5	0	40.0	2	-	2	9.2	0	22.2	66
67 All other diseases (residual)	17	6	11	131.8	75.9	220.0	19	6	13	87.2	46.9	144.4	67

TABLE XIV-B VITAL STATISTICS, BY CITY, BY RACE, GEORGIA, 1960
POPULATION 10,000-74,999

ITEM	Carrollton						College Park						
	Number			Rate or Ratio *			Number			Rate or Ratio *			
	Total	White	Non-White	Total	White	Non-White	Total	White	Non-White	Total	White	Non-White	
1 Estimated population	11,000	8,500	2,500				23,700	19,800	3,900				1
LIVE BIRTHS													
2 Total	205	147	58	18.6	17.3	23.2	717	561	156	30.3	28.3	40.0	2
3 Delivered in hospital	194	147	47	94.6%	100.0%	81.0%	710	561	149	99.0%	100.0%	95.5%	3
4 Delivered in home by physician	1	-	1	0.5%	0%	1.7%	6	-	6	0.8%	0%	3.8%	4
5 Delivered in home by midwife	10	-	10	4.9%	0%	17.2%	1	-	1	0.1%	0%	0.6%	5
6 Other deliveries	-	-	-	0%	0%	0%	-	-	-	0%	0%	0%	6
7 Immature births	18	10	8	87.8	68.0	137.9	70	39	31	97.6	69.5	198.7	7
8 Live births to un-wed mothers	11	4	7	53.7	27.2	120.7	46	10	36	64.2	17.8	230.8	8
FETAL DEATHS													
9 Total	12	8	4	58.5	54.4	69.0	21	15	6	29.3	26.7	38.5	9
10 Under 20 weeks gestation	7	6	1	34.1	40.8	17.2	9	9	-	12.6	16.0	0	10
11 20-27 weeks gestation	1	-	1	4.9	0	17.2	2	1	1	2.8	1.8	6.4	11
12 28 weeks and more	3	2	1	14.6	13.6	17.2	10	5	5	13.9	8.9	32.1	12
13 Unknown length of gestation	1	-	1	4.9	0	17.2	-	-	-	0	0	0	13
DEATHS													
14 Total, all ages	107	77	30	972.7	905.9	1200.0	162	123	39	683.5	621.2	1000.0	14
15 Under 1 year	11	3	8	53.7	20.4	137.9	22	14	8	30.7	25.0	51.3	15
16 Under 28 days	6	1	5	29.3	6.8	86.2	16	11	5	22.3	19.6	32.1	16
17 Deaths from immaturity	1	-	1	4.9	0	17.2	3	1	2	4.2	1.8	12.8	17
18 1-4 years **	-	-	-	-	-	-	-	-	-	-	-	-	18
19 Maternal deaths	-	-	-	0	0	0	1	-	1	13.9	0	64.1	19
CAUSE OF DEATH													
20 Tuberculosis, all forms (001-019)	1	1	-	9.1	11.8	0	-	-	-	0	0	0	20
21 Syphilis and its sequelae (020-029)	-	-	-	0	0	0	-	-	-	0	0	0	21
22 Typhoid fever (040)	-	-	-	0	0	0	-	-	-	0	0	0	22
23 Dysentery, all forms (045-048)	-	-	-	0	0	0	-	-	-	0	0	0	23
24 Scarlet fever (050)	-	-	-	0	0	0	-	-	-	0	0	0	24
25 Streptococcal sore throat (051)	-	-	-	0	0	0	-	-	-	0	0	0	25
26 Diphtheria (055)	-	-	-	0	0	0	-	-	-	0	0	0	26
27 Whooping cough (056)	-	-	-	0	0	0	-	-	-	0	0	0	27
28 Meningococcal infections (057)	-	-	-	0	0	0	-	-	-	0	0	0	28
29 Acute poliomyelitis (080)	-	-	-	0	0	0	-	-	-	0	0	0	29
30 Acute infectious encephalitis (082)	-	-	-	0	0	0	-	-	-	0	0	0	30
31 Smallpox (084)	-	-	-	0	0	0	-	-	-	0	0	0	31
32 Measles (085)	-	-	-	0	0	0	-	-	-	0	0	0	32
33 Typhus and other rickettsial diseases (100-103, 105-108)	-	-	-	0	0	0	-	-	-	0	0	0	33
34 Rocky Mountain spotted fever (104)	-	-	-	0	0	0	-	-	-	0	0	0	34
35 Malaria (110-117)	-	-	-	0	0	0	-	-	-	0	0	0	35
36 All other diseases classified as infective and parasitic (030-039, 041-044, 049, 052-054, 059-074, 081, 083, 086-096, 120-138)	-	-	-	0	0	0	-	-	-	0	0	0	36
37 Malignant neoplasms, including neoplasms of lymphatic and haematopoietic tissues (140-205)	6	4	2	54.5	47.1	80.0	27	23	4	113.9	116.2	102.6	37
38 Benign and unspecified neoplasms (210-239)	2	2	-	18.2	23.5	0	-	-	-	0	0	0	38
39 Diabetes mellitus (260)	1	1	-	9.1	11.8	0	3	2	1	12.7	10.1	25.6	39
40 Pellagra (281)	2	1	1	18.2	11.8	40.0	1	-	1	4.2	0	25.6	40
41 Anemias (290-293)	-	-	-	0	0	0	-	-	-	0	0	0	41
42 Vascular lesions affecting central nervous system (330-334)	21	15	6	190.9	176.5	240.0	13	10	3	54.9	50.5	76.9	42
43 Nonmeningococcal meningitis (340)	-	-	-	0	0	0	-	-	-	0	0	0	43
44 Rheumatic fever (400-402)	-	-	-	0	0	0	-	-	-	0	0	0	44
45 Heart diseases (410-443)	33	29	4	300.0	341.2	160.0	53	46	7	223.6	232.3	179.5	45
46 Hypertension without mention of heart (444-447)	1	-	1	9.1	0	40.0	2	2	-	8.4	10.1	0	46
47 Influenza and pneumonia (480-483, 490-493)	3	2	1	27.3	23.5	40.0	7	5	2	29.5	25.3	51.3	47
48 Bronchitis (500-502)	-	-	-	0	0	0	-	-	-	0	0	0	48
49 Ulcer of stomach and duodenum (540-541)	1	-	1	9.1	0	40.0	1	-	1	4.2	0	25.6	49
50 Appendicitis (550-553)	-	-	-	0	0	0	-	-	-	0	0	0	50
51 Intestinal obstruction and hernia (560, 561, 570)	1	-	1	9.1	0	40.0	-	-	-	0	0	0	51
52 Gastritis, duodenitis, enteritis and colitis (except diarrhea of the newborn) (543, 571, 572)	1	1	-	9.1	11.8	0	1	-	1	4.2	0	25.6	52
53 Cirrhosis of liver (581)	-	-	-	0	0	0	2	1	1	8.4	5.1	25.6	53
54 Nephritis and nephrosis (590-594)	3	3	-	27.3	35.3	0	3	2	1	12.7	10.1	25.6	54
55 Hyperplasia of prostate (610)	1	1	-	9.1	11.8	0	1	1	-	4.2	5.1	0	55
56 Complications of pregnancy, childbirth and the puerperium (640-652, 670-689)	-	-	-	0	0	0	1	-	1	4.2	0	25.6	56
57 Congenital malformations (750-759)	3	2	1	27.3	23.5	40.0	5	4	1	21.1	20.2	25.6	57
58 Birth injuries, postnatal asphyxia and atelectasis (760-762)	1	-	1	9.1	0	40.0	4	3	1	16.9	15.2	25.6	58
59 Infection of the newborn (763-768)	-	-	-	0	0	0	3	2	1	12.7	10.1	25.6	59
60 Other diseases peculiar to early infancy, and immaturity unqualified (769-776)	4	-	4	36.4	0	160.0	6	3	3	25.3	15.2	76.9	60
61 Senility, without mention of psychosis (794)	2	1	1	18.2	11.8	40.0	-	-	-	0	0	0	61
62 Ill-defined and unknown causes (780-793, 795)	-	-	-	0	0	0	-	-	-	0	0	0	62
63 Motor vehicle accidents (E810-E835)	5	4	1	45.5	47.1	40.0	5	1	1	8.4	5.1	25.6	63
64 All other accidents (E800-E802, E840-E962)	3	2	1	27.3	23.5	40.0	5	2	3	21.1	10.1	76.9	64
65 Suicide (E963, E970, E979)	1	1	-	9.1	11.8	0	3	3	-	12.7	15.2	0	65
66 Homicide (E964, E980-E985)	2	1	1	18.2	11.8	40.0	2	-	2	8.4	0	51.3	66
67 All other diseases (residual)	9	6	3	81.8	70.6	120.0	17	13	4	71.7	65.7	102.6	67

TABLE XIV-B VITAL STATISTICS, BY CITY, BY RACE, GEORGIA, 1960
POPULATION 10,000-74,999

ITEM	Cordale						Dalton						
	Number			Rate or Ratio *			Number			Rate or Ratio *			
	Total	White	Non-White	Total	White	Non-White	Total	White	Non-White	Total	White	Non-White	
1 Estimated population	10,600	5,300	5,300				17,900	16,100	1,800				1
LIVE BIRTHS													
2 Total	266	113	153	25.1	21.3	28.9	468	415	53	26.1	25.8	29.4	2
3 Delivered in hospital	162	111	51	60.9%	98.2%	33.3%	458	413	45	97.9%	99.5%	84.9%	3
4 Delivered in home by physician	3	-	3	1.1%	0%	2.0%	9	1	8	1.9%	0.2%	15.1%	4
5 Delivered in home by midwife	101	2	99	38.0%	1.8%	64.7%	-	-	-	0%	0%	0%	5
6 Other deliveries	-	-	-	0%	0%	0%	1	1	-	0.2%	0.2%	0%	6
7 Immature births	24	9	15	90.2	79.6	98.0	42	35	7	89.7	84.3	132.1	7
8 Live births to un-wed mothers	60	3	57	225.6	26.5	372.5	29	10	19	62.0	24.1	358.5	8
FETAL DEATHS													
9 Total	8	2	6	30.1	17.7	39.2	5	3	2	10.7	7.2	37.7	9
10 Under 20 weeks gestation	1	1	-	3.8	8.8	0	-	-	-	0	0	0	10
11 20-27 weeks gestation	3	-	3	11.3	0	19.6	2	-	2	4.3	0	37.7	11
12 28 weeks and more	4	1	3	15.0	8.8	19.6	3	3	-	6.4	7.2	0	12
13 Unknown length of gestation	-	-	-	0	0	0	-	-	-	0	0	0	13
DEATHS													
14 Total, all ages	142	64	78	1339.6	1207.5	1471.7	153	131	22	854.7	813.7	222.2	14
15 Under 1 year	13	3	10	48.9	26.5	65.4	13	12	1	27.8	28.9	18.9	15
16 Under 28 days	10	3	7	37.6	26.5	45.8	9	9	-	19.2	21.7	0	16
17 Deaths from immaturity	4	2	2	15.0	17.7	13.1	5	5	-	10.7	12.0	0	17
18 1-4 years**	3	-	3	-	-	-	4	4	-	-	-	-	18
19 Maternal deaths	-	-	-	0	0	0	-	-	-	0	0	0	19
CAUSE OF DEATH													
20 Tuberculosis, all forms (001-019)	1	-	1	9.4	0	18.9	1	1	-	5.6	6.2	0	20
21 Syphilis and its sequelae (020-029)	-	-	-	0	0	0	-	-	-	0	0	0	21
22 Typhoid fever (040)	-	-	-	0	0	0	-	-	-	0	0	0	22
23 Dysentery, all forms (045-048)	-	-	-	0	0	0	-	-	-	0	0	0	23
24 Scarlet fever (050)	-	-	-	0	0	0	-	-	-	0	0	0	24
25 Streptococcal sore throat (051)	-	-	-	0	0	0	-	-	-	0	0	0	25
26 Diphtheria (055)	-	-	-	0	0	0	-	-	-	0	0	0	26
27 Whooping cough (056)	-	-	-	0	0	0	-	-	-	0	0	0	27
28 Meningococcal infections (057)	-	-	-	0	0	0	2	2	-	11.2	12.4	0	28
29 Acute poliomyelitis (080)	-	-	-	0	0	0	-	-	-	0	0	0	29
30 Acute infectious encephalitis (082)	-	-	-	0	0	0	1	1	-	5.6	6.2	0	30
31 Smallpox (084)	-	-	-	0	0	0	-	-	-	0	0	0	31
32 Measles (085)	-	-	-	0	0	0	-	-	-	0	0	0	32
33 Typhus and other rickettsial diseases (100-103, 105-108)	-	-	-	0	0	0	-	-	-	0	0	0	33
34 Rocky Mountain spotted fever (104)	-	-	-	0	0	0	-	-	-	0	0	0	34
35 Malaria (110-117)	-	-	-	0	0	0	-	-	-	0	0	0	35
36 All other diseases classified as infective and parasitic (030-039, 041-044, 049, 052-054, 059-074, 081, 083, 086-096, 120-138)	1	1	-	9.4	18.9	0	-	-	-	0	0	0	36
37 Malignant neoplasms, including neoplasms of lymphatic and haematopoietic tissues (140-205)	13	8	5	122.6	150.9	94.3	24	21	3	134.1	130.4	166.7	37
38 Benign and unspecified neoplasms (210-239)	-	-	-	0	0	0	1	1	-	5.6	6.2	0	38
39 Diabetes mellitus (260)	1	1	1	9.4	0	18.9	2	2	-	11.2	12.4	0	39
40 Pellagra (281)	-	-	-	0	0	0	-	-	-	0	0	0	40
41 Anemias (290-293)	-	-	-	0	0	0	2	2	-	11.2	12.4	0	41
42 Vascular lesions affecting central nervous system (330-334)	26	6	20	245.3	113.2	377.4	25	20	5	139.7	124.2	277.8	42
43 Nonmeningococcal meningitis (340)	-	-	-	0	0	0	-	-	-	0	0	0	43
44 Rheumatic fever (400-402)	-	-	-	0	0	0	-	-	-	0	0	0	44
45 Heart diseases (410-443)	54	31	23	509.4	584.9	434.0	42	39	3	234.6	242.2	166.7	45
46 Hypertension without mention of heart (444-447)	2	1	1	18.9	18.9	18.9	6	4	2	33.5	24.8	111.1	46
47 Influenza and pneumonia (480-483, 490-493)	4	2	2	37.7	37.7	37.7	4	3	1	22.3	18.6	55.6	47
48 Bronchitis (500-502)	2	2	-	18.9	37.7	0	-	-	-	0	0	0	48
49 Ulcer of stomach and duodenum (540-541)	1	1	-	9.4	18.9	0	1	1	-	5.6	6.2	0	49
50 Appendicitis (550-553)	-	-	-	0	0	0	-	-	-	0	0	0	50
51 Intestinal obstruction and hernia (560, 561, 570)	-	-	-	0	0	0	3	3	-	16.8	18.6	0	51
52 Gastritis, duodenitis, enteritis and colitis (except diarrhea of the newborn) (543, 571, 572)	-	-	-	0	0	0	1	-	1	5.6	0	55.6	52
53 Cirrhosis of liver (581)	1	-	1	9.4	0	18.9	3	1	2	16.8	6.2	111.1	53
54 Nephritis and nephrosis (590-594)	1	-	1	9.4	0	18.9	-	-	-	0	0	0	54
55 Hyperplasia of prostate (610)	1	1	-	9.4	18.9	0	1	1	-	5.6	6.2	0	55
56 Complications of pregnancy, childbirth and the puerperium (640-652, 670-689)	-	-	-	0	0	0	-	-	-	0	0	0	56
57 Congenital malformations (750-759)	1	-	1	9.4	0	18.9	1	1	-	5.6	6.2	0	57
58 Birth injuries, postnatal asphyxia and atelectasis (760-762)	4	1	3	37.7	18.9	56.6	2	2	-	11.2	12.4	0	58
59 Infection of the newborn (763-768)	1	-	1	9.4	0	18.9	1	1	-	5.6	6.2	0	59
60 Other diseases peculiar to early infancy, and immaturity unqualified (769-776)	6	2	4	56.6	37.7	75.5	5	5	-	27.9	31.1	0	60
61 Senility, without mention of psychosis (794)	-	-	-	0	0	0	-	-	-	0	0	0	61
62 Ill-defined and unknown causes (780-793, 795)	2	-	2	18.9	0	37.7	1	1	-	5.6	6.2	0	62
63 Motor vehicle accidents (E810-E835)	1	-	1	9.4	0	18.9	3	2	1	16.8	12.4	55.6	63
64 All other accidents (E800-E802, E840-E962)	6	2	4	56.6	37.7	75.5	4	3	1	22.3	18.6	55.6	64
65 Suicide (E963, E970, E979)	1	1	-	9.4	18.9	0	1	1	-	5.6	6.2	0	65
66 Homicide (E964, E980-E985)	1	-	1	9.4	0	18.9	1	1	-	5.6	6.2	0	66
67 All other diseases (residual)	11	5	6	103.8	94.3	113.2	12	10	2	67.0	62.1	111.1	67

TABLE IV-B VITAL STATISTICS, BY CITY, BY RACE, GEORGIA, 1960
POPULATION 10,000- 74,999

ITEM	Decatur						Dublin						
	Number			Rate or Ratio *			Number			Rate or Ratio *			
	Total	White	Non-White	Total	White	Non-White	Total	White	Non-White	Total	White	Non-White	
1 Estimated population	22,000	18,900	3,100				13,900	8,600	5,300				1
LIVE BIRTHS													
2 Total	1,181	1,064	117	53.7	56.3	37.7	389	213	176	28.0	24.8	33.2	2
3 Delivered in hospital	1,174	1,062	112	99.4%	99.8%	95.7%	320	213	107	82.3%	100.0%	60.8%	3
4 Delivered in home by physician	7	2	5	0.6%	0.2%	4.3%	3	-	3	0.8%	0%	1.7%	4
5 Delivered in home by midwife	-	-	-	0%	0%	0%	63	-	63	16.2%	0%	35.8%	5
6 Other deliveries	-	-	-	0%	0%	0%	3	-	3	0.8%	0%	1.7%	6
7 Immature births	95	72	23	80.4	67.7	196.6	37	16	21	95.1	75.1	119.3	7
8 Live births to un-wed mothers	40	11	29	33.9	10.3	247.9	55	3	52	141.4	14.1	295.5	8
FETAL DEATHS													
9 Total	46	41	5	39.0	38.5	42.7	11	3	8	28.3	14.1	45.5	9
10 Under 20 weeks gestation	21	21	-	17.8	19.7	0	1	-	1	2.6	0	5.7	10
11 20-27 weeks gestation	3	3	-	2.5	2.8	0	3	-	3	7.7	0	17.0	11
12 28 weeks and more	21	16	5	17.8	15.0	42.7	7	3	4	18.0	14.1	22.7	12
13 Unknown length of gestation	1	1	-	0.8	0.9	0	-	-	-	0	0	0	13
DEATHS													
14 Total, all ages	345	299	46	568.2	582.0	1483.9	146	63	83	1050.4	732.6	1566.0	14
15 Under 1 year	38	31	7	32.2	29.1	59.8	22	7	15	56.6	32.9	85.2	15
16 Under 28 days	35	30	5	29.6	28.2	42.7	11	6	5	28.3	28.2	28.4	16
17 Deaths from immaturity	9	9	-	7.6	8.5	0	2	1	1	5.1	4.7	5.7	17
18 1-4 years **	5	4	1	-	-	-	2	-	2	-	-	-	18
19 Maternal deaths	-	-	-	0	0	0	-	-	-	0	0	0	19
CAUSE OF DEATH													
20 Tuberculosis, all forms (001-019)	-	-	-	0	0	0	-	-	-	0	0	0	20
21 Syphilis and its sequelae (020-029)	-	-	-	0	0	0	-	-	-	0	0	0	21
22 Typhoid fever (040)	-	-	-	0	0	0	-	-	-	0	0	0	22
23 Dysentery, all forms (045-048)	-	-	-	0	0	0	-	-	-	0	0	0	23
24 Scarlet fever (050)	-	-	-	0	0	0	-	-	-	0	0	0	24
25 Streptococcal sore throat (051)	-	-	-	0	0	0	-	-	-	0	0	0	25
26 Diphtheria (055)	-	-	-	0	0	0	-	-	-	0	0	0	26
27 Whooping cough (056)	-	-	-	0	0	0	-	-	-	0	0	0	27
28 Meningococcal infections (057)	-	-	-	0	0	0	-	-	-	0	0	0	28
29 Acute poliomyelitis (080)	-	-	-	0	0	0	-	-	-	0	0	0	29
30 Acute infectious encephalitis (082)	1	1	-	4.5	0	32.3	-	-	-	0	0	0	30
31 Smallpox (084)	-	-	-	0	0	0	-	-	-	0	0	0	31
32 Measles (085)	-	-	-	0	0	0	-	-	-	0	0	0	32
33 Typhus and other rickettsial diseases (100-103, 105-108)	-	-	-	0	0	0	-	-	-	0	0	0	33
34 Rocky Mountain spotted fever (104)	-	-	-	0	0	0	-	-	-	0	0	0	34
35 Malaria (110-117)	-	-	-	0	0	0	-	-	-	0	0	0	35
36 All other diseases classified as infective and parasitic (030-039, 041-044, 049, 052-054, 059-074, 081, 083, 086-096, 120-138)	1	1	-	4.5	5.3	0	-	-	-	0	0	0	36
37 Malignant neoplasms, including neoplasms of lymphatic and haematopoietic tissues (140-205)	57	52	5	259.1	275.1	161.3	9	5	4	64.7	58.1	75.5	37
38 Benign and unspecified neoplasms (210-239)	-	-	-	0	0	0	-	-	-	0	0	0	38
39 Diabetes mellitus (260)	7	5	2	31.8	26.5	64.5	3	2	1	21.6	23.3	18.9	39
40 Pellagra (281)	-	-	-	0	0	0	-	-	-	0	0	0	40
41 Anemias (290-293)	-	-	-	0	0	0	1	-	1	7.2	0	18.9	41
42 Vascular lesions affecting central nervous system (330-334)	45	37	8	204.5	195.8	258.1	25	6	19	179.9	69.8	358.5	42
43 Nonmeningococcal meningitis (340)	1	1	-	4.5	5.3	0	1	-	1	7.2	0	18.9	43
44 Rheumatic fever (400-402)	-	-	-	0	0	0	-	-	-	0	0	0	44
45 Heart diseases (410-443)	117	105	12	531.8	555.6	387.1	41	22	19	295.0	255.8	358.5	45
46 Hypertension without mention of heart (444-447)	2	2	-	9.1	10.6	0	4	1	3	28.8	11.6	56.6	46
47 Influenza and pneumonia (480-483, 490-493)	9	7	2	40.9	37.0	64.5	6	-	6	43.2	0	113.2	47
48 Bronchitis (500-502)	2	2	-	9.1	10.6	0	-	-	-	0	0	0	48
49 Ulcer of stomach and duodenum (540-541)	2	2	-	9.1	10.6	0	3	3	-	21.6	34.9	0	49
50 Appendicitis (550-553)	-	-	-	0	0	0	-	-	-	0	0	0	50
51 Intestinal obstruction and hernia (560, 561, 570)	2	2	-	9.1	10.6	0	-	-	-	0	0	0	51
52 Gastritis, duodenitis, enteritis and colitis (except diarrhea of the newborn) (543, 571, 572)	2	2	-	9.1	10.6	0	3	-	3	21.6	0	56.6	52
53 Cirrhosis of liver (581)	5	5	-	22.7	26.5	0	1	1	-	7.2	11.6	0	53
54 Nephritis and nephrosis (590-594)	2	2	-	9.1	10.6	0	4	-	4	28.8	0	75.5	54
55 Hyperplasia of prostate (610)	-	-	-	0	0	0	1	-	1	7.2	0	18.9	55
56 Complications of pregnancy, childbirth and the puerperium (640-652, 670-689)	-	-	-	0	0	0	-	-	-	0	0	0	56
57 Congenital malformations (750-759)	4	4	-	18.2	21.2	0	2	1	1	14.4	11.6	18.9	57
58 Birth injuries, postnatal asphyxia and atelectasis (760-762)	16	13	3	72.7	68.8	96.8	5	3	2	36.0	34.9	37.7	58
59 Infection of the newborn (763-768)	1	1	-	4.5	5.3	0	-	-	-	0	0	0	59
60 Other diseases peculiar to early infancy, and immaturity unqualified (769-776)	14	12	2	63.6	63.5	64.5	4	2	2	28.8	23.3	37.7	60
61 Senility, without mention of psychosis (794)	1	1	-	4.5	5.3	0	-	-	-	0	0	0	61
62 Ill-defined and unknown causes (780-793, 795)	1	-	1	4.5	0	32.3	2	1	1	14.4	11.6	18.9	62
63 Motor vehicle accidents (E810-E835)	8	8	-	36.4	42.3	0	4	2	2	28.8	23.3	37.7	63
64 All other accidents (E800-E802, E840-E962)	10	7	3	45.5	37.0	96.8	10	3	7	71.9	34.9	132.1	64
65 Suicide (E963, E970, E979)	4	4	-	18.2	21.2	0	2	2	-	14.4	23.3	0	65
66 Homicide (E964, E980-E985)	-	-	-	0	0	0	3	-	3	21.6	0	56.6	66
67 All other diseases (residual)	31	24	7	140.9	127.0	225.8	12	9	3	86.3	104.7	56.6	67

TABLE XIV-BVITAL STATISTICS, BY CITY, BY RACE, GEORGIA, 1960
POPULATION 10,000- 74,999

ITEM	East Point						Forest Park						
	Number			Rate or Ratio *			Number			Rate or Ratio *			
	Total	White	Non-White	Total	White	Non-White	Total	White	Non-White	Total	White	Non-White	
1 Estimated population	36,000	31,400	4,600				14,500	13,200	1,300				1
LIVE BIRTHS													
2 Total	915	767	148	25.4	24.4	32.2	369	348	21	25.4	26.4	16.2	2
3 Delivered in hospital	904	765	139	98.8%	99.7%	93.9%	364	346	18	98.6%	99.4%	85.7%	3
4 Delivered in home by physician	10	2	8	1.1%	0.3%	5.4%	3	2	1	0.8%	0.6%	4.8%	4
5 Delivered in home by midwife	1	-	1	0.1%	0%	0.7%	2	-	2	0.5%	0%	9.5%	5
6 Other deliveries	-	-	-	0%	0%	0%	-	-	-	0%	0%	0%	6
7 Immature births	76	57	19	83.1	74.3	128.4	21	18	3	56.9	51.7	142.9	7
8 Live births to un-wed mothers	55	8	47	60.1	10.4	317.6	8	1	7	21.7	2.9	333.3	8
FETAL DEATHS													
9 Total	24	22	2	26.2	28.7	13.5	22	22	-	59.6	63.2	0	9
10 Under 20 weeks gestation	15	15	-	16.4	19.6	0	17	17	-	46.1	48.9	0	10
11 20-27 weeks gestation	3	2	1	3.3	2.6	6.8	2	2	-	5.4	5.7	0	11
12 28 weeks and more	6	5	1	6.6	6.5	6.8	3	3	-	8.1	8.6	0	12
13 Unknown length of gestation	-	-	-	0	0	0	-	-	-	0	0	0	13
DEATHS													
14 Total, all ages	257	217	40	713.9	691.1	869.6	56	51	5	386.2	386.4	384.6	14
15 Under 1 year	27	20	7	29.5	26.1	47.3	8	7	1	21.7	20.1	47.6	15
16 Under 28 days	25	18	7	27.3	23.5	47.3	3	3	-	8.1	8.6	0	16
17 Deaths from immaturity	9	7	2	9.8	9.1	13.5	-	-	-	0	0	0	17
18 1-4 years **	-	-	-	0	0	0	3	3	-	0	0	0	18
19 Maternal deaths	-	-	-	0	0	0	-	-	-	0	0	0	19
CAUSE OF DEATH													
20 Tuberculosis, all forms (001-019)	-	-	-	0	0	0	-	-	-	0	0	0	20
21 Syphilis and its sequelae (020-029)	-	-	-	0	0	0	-	-	-	0	0	0	21
22 Typhoid fever (040)	-	-	-	0	0	0	-	-	-	0	0	0	22
23 Dysentery, all forms (045-048)	-	-	-	0	0	0	-	-	-	0	0	0	23
24 Scarlet fever (050)	-	-	-	0	0	0	-	-	-	0	0	0	24
25 Streptococcal sore throat (051)	-	-	-	0	0	0	-	-	-	0	0	0	25
26 Diphtheria (055)	-	-	-	0	0	0	-	-	-	0	0	0	26
27 Whooping cough (056)	-	-	-	0	0	0	-	-	-	0	0	0	27
28 Meningococcal infections (057)	-	-	-	0	0	0	1	1	-	6.9	7.6	0	28
29 Acute poliomyelitis (080)	-	-	-	0	0	0	-	-	-	0	0	0	29
30 Acute infectious encephalitis (082)	-	-	-	0	0	0	-	-	-	0	0	0	30
31 Smallpox (084)	-	-	-	0	0	0	-	-	-	0	0	0	31
32 Measles (085)	-	-	-	0	0	0	-	-	-	0	0	0	32
33 Typhus and other rickettsial diseases (100-103, 105-108)	-	-	-	0	0	0	-	-	-	0	0	0	33
34 Rocky Mountain spotted fever (104)	-	-	-	0	0	0	-	-	-	0	0	0	34
35 Malaria (110-117)	-	-	-	0	0	0	-	-	-	0	0	0	35
36 All other diseases classified as infective and parasitic (030-039, 041-044, 049, 052-054, 059-074, 081, 083, 086-096, 120-138)	2	2	-	5.6	6.4	0	-	-	-	0	0	0	36
37 Malignant neoplasms, including neoplasms of lymphatic and hematopoietic tissues (140-205)	34	32	2	94.4	101.9	43.5	10	10	-	69.0	75.8	0	37
38 Benign and unspecified neoplasms (210-239)	4	3	1	11.1	9.6	21.7	1	1	-	6.9	7.6	0	38
39 Diabetes mellitus (260)	3	3	-	8.3	9.6	0	1	1	-	6.9	7.6	0	39
40 Pellagra (281)	-	-	-	0	0	0	-	-	-	0	0	0	40
41 Anemias (290-293)	-	-	-	0	0	0	-	-	-	0	0	0	41
42 Vascular lesions affecting central nervous system (330-334)	34	27	7	94.4	86.0	152.2	5	3	2	34.5	22.7	153.8	42
43 Nonmeningococcal meningitis (340)	-	-	-	0	0	0	-	-	-	0	0	0	43
44 Rheumatic fever (400-402)	-	-	-	0	0	0	-	-	-	0	0	0	44
45 Heart diseases (410-443)	68	74	14	244.4	235.7	304.3	17	16	1	117.2	121.2	76.9	45
46 Hypertension without mention of heart (444-447)	2	2	-	5.6	6.4	0	-	-	-	0	0	0	46
47 Influenza and pneumonia (480-483, 490-493)	10	10	-	27.8	31.8	0	2	2	-	13.8	15.2	0	47
48 Bronchitis (500-502)	-	-	-	0	0	0	-	-	-	0	0	0	48
49 Ulcer of stomach and duodenum (540-541)	2	2	-	5.6	6.4	0	-	-	-	0	0	0	49
50 Appendicitis (550-553)	-	-	-	0	0	0	-	-	-	0	0	0	50
51 Intestinal obstruction and hernia (560, 561, 570)	1	1	-	2.8	3.2	0	-	-	-	0	0	0	51
52 Gastritis, duodenitis, enteritis and colitis (except diarrhea of the newborn) (543, 571, 572)	-	-	-	0	0	0	-	-	-	0	0	0	52
53 Cirrhosis of liver (581)	-	-	-	0	0	0	1	1	-	6.9	7.6	0	53
54 Nephritis and nephrosis (590-594)	2	1	1	5.6	3.2	21.7	-	-	-	0	0	0	54
55 Hyperplasia of prostate (610)	2	1	1	5.6	3.2	21.7	-	-	-	0	0	0	55
56 Complications of pregnancy, childbirth and the puerperium (640-652, 670-689)	-	-	-	0	0	0	-	-	-	0	0	0	56
57 Congenital malformations (750-759)	2	2	-	5.6	6.4	0	4	4	-	27.6	30.3	0	57
58 Birth injuries, postnatal asphyxia and atelectasis (760-762)	9	7	2	25.0	22.3	43.5	3	3	-	20.7	22.7	0	58
59 Infection of the newborn (763-768)	1	-	1	2.8	0	21.7	-	-	-	0	0	0	59
60 Other diseases peculiar to early infancy, and immaturity unqualified (769-776)	11	8	3	30.6	25.5	65.2	1	-	1	6.9	0	76.9	60
61 Senility, without mention of psychosis (794)	-	-	-	0	0	0	-	-	-	0	0	0	61
62 Ill-defined and unknown causes (780-793, 795)	4	3	1	11.1	9.6	21.7	-	-	-	0	0	0	62
63 Motor vehicle accidents (E810-E835)	8	6	2	22.2	19.1	43.5	1	1	-	6.9	7.6	0	63
64 All other accidents (E800-E802, E840-E962)	10	10	-	27.8	31.8	0	1	1	-	6.9	7.6	0	64
65 Suicide (E963, E970, E979)	4	4	-	11.1	12.7	0	1	1	-	6.9	7.6	0	65
66 Homicide (E964, E980-E985)	1	-	1	2.8	0	21.7	2	1	1	13.8	7.6	76.9	66
67 All other diseases (residual)	23	19	4	63.9	60.5	87.0	5	5	-	34.5	37.9	0	67

TABLE XIV-B VITAL STATISTICS, BY CITY, BY RACE, GEORGIA, 1960
POPULATION 10,000 - 74,999

ITEM	Gainesville						Griffin						
	Number			Rate or Ratio *			Number			Rate or Ratio *			
	Total	White	Non-White	Total	White	Non-White	Total	White	Non-White	Total	White	Non-White	
1 Estimated population	16,600	12,800	3,800				22,000	14,800	7,200				1
LIVE BIRTHS													
2 Total	399	298	101	24.0	23.3	26.6	546	317	229	24.8	21.4	31.8	2
3 Delivered in hospital	396	298	98	99.2%	100.0%	97.0%	468	314	154	85.7%	99.1%	67.2%	3
4 Delivered in home by physician	2	-	2	0.5%	0%	2.0%	8	-	8	1.5%	0%	3.5%	4
5 Delivered in home by midwife	1	-	1	0.3%	0%	1.0%	70	3	67	12.8%	0.9%	29.3%	5
6 Other deliveries	-	-	-	0%	0%	0%	-	-	-	0%	0%	0%	6
7 Immature births	33	20	13	82.7	67.1	128.7	57	14	43	104.4	44.2	187.8	7
8 Live births to un-wed mothers	33	5	28	82.7	16.8	277.2	66	6	60	120.9	18.9	262.0	8
FETAL DEATHS													
9 Total	9	9	-	22.6	30.2	0	35	26	9	64.1	82.0	39.3	9
10 Under 20 weeks gestation	1	1	-	2.5	3.4	0	23	20	3	42.1	63.1	13.1	10
11 20-27 weeks gestation	3	3	-	7.5	10.1	0	4	1	3	7.3	3.2	13.1	11
12 28 weeks and more	5	5	-	12.5	16.8	0	7	4	3	12.8	12.6	13.1	12
13 Unknown length of gestation	-	-	-	0	0	0	1	1	-	1.8	3.2	0	13
DEATHS													
14 Total, all ages	163	119	44	981.9	929.7	1157.9	229	155	74	1040.9	1047.3	1027.8	14
15 Under 1 year	20	11	9	50.1	36.9	89.1	15	5	10	27.5	15.8	43.7	15
16 Under 28 days	13	7	6	32.6	23.5	59.4	13	5	8	23.8	15.8	34.9	16
17 Deaths from immaturity	6	3	3	15.0	10.1	29.7	5	2	3	9.2	6.3	13.1	17
18 1-4 years **	1	-	1	-	-	-	7	5	2	-	-	-	18
19 Maternal deaths	-	-	-	0	0	0	-	-	-	0	0	0	19
CAUSE OF DEATH													
20 Tuberculosis, all forms (001-019)	-	-	-	0	0	0	1	-	1	4.5	0	13.9	20
21 Syphilis and its sequelae (020-029)	-	-	-	0	0	0	-	-	-	0	0	0	21
22 Typhoid fever (040)	-	-	-	0	0	0	-	-	-	0	0	0	22
23 Dysentery, all forms (045-048)	-	-	-	0	0	0	-	-	-	0	0	0	23
24 Scarlet fever (050)	-	-	-	0	0	0	-	-	-	0	0	0	24
25 Streptococcal sore throat (051)	-	-	-	0	0	0	-	-	-	0	0	0	25
26 Diphtheria (055)	-	-	-	0	0	0	-	-	-	0	0	0	26
27 Whooping cough (056)	-	-	-	0	0	0	-	-	-	0	0	0	27
28 Meningococcal infections (057)	-	-	-	0	0	0	1	1	-	4.5	6.8	0	28
29 Acute poliomyelitis (080)	-	-	-	0	0	0	-	-	-	0	0	0	29
30 Acute infectious encephalitis (082)	-	-	-	0	0	0	1	1	-	4.5	6.8	0	30
31 Smallpox (084)	-	-	-	0	0	0	-	-	-	0	0	0	31
32 Measles (085)	-	-	-	0	0	0	1	1	-	4.5	6.8	0	32
33 Typhus and other rickettsial diseases (100-103, 105-108)	-	-	-	0	0	0	-	-	-	0	0	0	33
34 Rocky Mountain spotted fever (104)	-	-	-	0	0	0	-	-	-	0	0	0	34
35 Malaria (110-117)	-	-	-	0	0	0	-	-	-	0	0	0	35
36 All other diseases classified as infective and parasitic (030-039, 041-044, 049, 052-054, 059-074, 081, 083, 086-096, 120-138)	-	-	-	0	0	0	-	-	-	0	0	0	36
37 Malignant neoplasms, including neoplasms of lymphatic and haematopoietic tissues (140-205)	18	15	3	108.4	117.2	78.9	35	24	11	159.1	162.2	152.8	37
38 Benign and unspecified neoplasms (210-239)	-	-	-	0	0	0	-	-	-	0	0	0	38
39 Diabetes mellitus (260)	-	-	-	0	0	0	2	2	-	9.1	13.5	0	39
40 Pellagra (281)	-	-	-	0	0	0	-	-	-	0	0	0	40
41 Anemias (290-293)	-	-	-	0	0	0	1	-	1	4.5	0	13.9	41
42 Vascular lesions affecting central nervous system (330-334)	27	22	5	162.7	171.9	131.6	34	21	13	154.5	141.9	180.6	42
43 Nonmeningococcal meningitis (340)	-	-	-	0	0	0	-	-	-	0	0	0	43
44 Rheumatic fever (400-402)	-	-	-	0	0	0	-	-	-	0	0	0	44
45 Heart diseases (410-443)	50	35	15	301.2	273.4	394.7	87	64	23	395.5	432.4	319.4	45
46 Hypertension without mention of heart (444-447)	1	1	-	6.0	7.8	0	2	-	2	9.1	0	27.8	46
47 Influenza and pneumonia (480-483, 490-493)	12	5	7	72.3	39.1	184.2	9	6	3	40.9	40.5	41.7	47
48 Bronchitis (500-502)	-	-	-	0	0	0	1	1	-	4.5	6.8	0	48
49 Ulcer of stomach and duodenum (540-541)	5	3	2	30.1	23.4	52.6	3	1	2	13.6	6.8	27.8	49
50 Appendicitis (550-553)	-	-	-	0	0	0	-	-	-	0	0	0	50
51 Intestinal obstruction and hernia (560, 561, 570)	-	-	-	0	0	0	2	2	-	9.1	13.5	0	51
52 Gastritis, duodenitis, enteritis and colitis (except diarrhea of the newborn) (543, 571, 572)	1	1	-	6.0	7.8	0	1	-	1	4.5	0	13.9	52
53 Cirrhosis of liver (581)	1	1	-	6.0	7.8	0	1	-	1	4.5	0	13.9	53
54 Nephritis and nephrosis (590-594)	-	-	-	0	0	0	6	4	2	27.3	27.0	27.8	54
55 Hyperplasia of prostate (610)	-	-	-	0	0	0	-	-	-	0	0	0	55
56 Complications of pregnancy, childbirth and the puerperium (640-652, 670-689)	-	-	-	0	0	0	-	-	-	0	0	0	56
57 Congenital malformations (750-759)	2	2	-	12.0	15.6	0	1	1	-	4.5	6.8	0	57
58 Birth injuries, postnatal asphyxia and atelectasis (760-762)	4	2	2	24.1	15.6	52.6	5	2	3	22.7	13.5	41.7	58
59 Infection of the newborn (763-768)	-	-	-	0	0	0	2	-	2	9.1	0	27.8	59
60 Other diseases peculiar to early infancy, and immaturity unqualified (769-774)	6	3	3	36.1	23.4	78.9	5	2	3	22.7	13.5	41.7	60
61 Senility, without mention of psychosis (794)	-	-	-	0	0	0	-	-	-	0	0	0	61
62 Ill-defined and unknown causes (780-793, 795)	1	1	-	6.0	7.8	0	2	-	2	9.1	0	27.8	62
63 Motor vehicle accidents (E810-E835)	5	5	-	30.1	39.1	0	9	9	-	40.9	60.8	0	63
64 All other accidents (E800-E802, E840-E962)	6	5	1	36.1	39.1	26.3	2	2	-	9.1	13.5	0	64
65 Suicide (E963, E970, E979)	4	4	-	24.1	31.3	0	2	2	-	9.1	13.5	0	65
66 Homicide (E964, E980-E985)	3	1	2	18.1	7.8	52.6	2	1	1	9.1	6.8	13.9	66
67 All other diseases (residual)	17	13	4	102.4	101.6	105.3	11	8	3	50.0	54.1	41.7	67

TABLE XIV-BVITAL STATISTICS, BY CITY, BY RACE, GEORGIA, 1960
POPULATION 10,000- 74,999

ITEM	Hapeville						LaGrange						
	Number			Rate or Ratio *			Number			Rate or Ratio *			
	Total	White	Non-White	Total	White	Non-White	Total	White	Non-White	Total	White	Non-White	
1 Estimated population	10,100	10,100	000				23,600	15,900	7,700				1
LIVE BIRTHS													
2 Total	344	315	29	34.1	31.2	...	576	324	252	24.4	20.4	32.7	2
3 Delivered in hospital	343	315	28	99.7%	100.0%	96.6%	476	323	153	82.6%	99.7%	60.7%	3
4 Delivered in home by physician	1	-	1	0.3%	0%	3.4%	2	-	2	0.3%	0%	0.8%	4
5 Delivered in home by midwife	-	-	-	0%	0%	0%	97	1	96	16.8%	0.3%	38.1%	5
6 Other deliveries	-	-	-	0%	0%	0%	1	-	1	0.2%	0%	0.4%	6
7 Immature births	29	25	4	84.3	79.4	137.9	67	29	38	116.3	89.5	150.8	7
8 Live births to un-wed mothers	12	3	9	34.9	9.5	310.3	63	2	61	109.4	6.2	242.1	8
FETAL DEATHS													
9 Total	13	10	3	37.8	31.7	103.4	43	26	17	74.7	80.2	67.5	9
10 Under 20 weeks gestation	8	8	-	23.3	25.4	0	36	21	15	62.5	64.8	59.5	10
11 20-27 weeks gestation	3	-	3	8.7	0	103.4	2	1	1	3.5	3.1	4.0	11
12 28 weeks and more	2	2	-	5.8	6.3	0	5	4	1	8.7	12.3	4.0	12
13 Unknown length of gestation	-	-	-	0	0	0	-	-	-	0	0	0	13
DEATHS													
14 Total, all ages	87	78	9	861.4	772.3	...	229	141	88	970.3	886.8	1142.9	14
15 Under 1 year	12	10	2	34.9	31.7	69.0	20	8	12	34.7	24.7	47.6	15
16 Under 28 days	10	9	1	29.1	28.6	34.5	14	6	8	24.3	18.5	31.7	16
17 Deaths from immaturity	1	1	-	2.9	3.2	0	4	-	4	6.9	0	15.9	17
18 1-4 years **	-	-	-	0	0	0	1	1	-	0	0	0	18
19 Maternal deaths	-	-	-	0	0	0	1	-	1	17.4	0	39.7	19
CAUSE OF DEATH													
20 Tuberculosis, all forms (001-019)	-	-	-	0	0	...	4	1	3	16.9	6.3	39.0	20
21 Syphilis and its sequelae (020-029)	-	-	-	0	0	...	-	-	-	0	0	0	21
22 Typhoid fever (040)	-	-	-	0	0	...	-	-	-	0	0	0	22
23 Dysentery, all forms (045-048)	-	-	-	0	0	...	-	-	-	0	0	0	23
24 Scarlet fever (050)	-	-	-	0	0	...	-	-	-	0	0	0	24
25 Streptococcal sore throat (051)	-	-	-	0	0	...	-	-	-	0	0	0	25
26 Diphtheria (055)	-	-	-	0	0	...	-	-	-	0	0	0	26
27 Whooping cough (056)	-	-	-	0	0	...	-	-	-	0	0	0	27
28 Meningococcal infections (057)	-	-	-	0	0	...	-	-	-	0	0	0	28
29 Acute poliomyelitis (080)	-	-	-	0	0	...	-	-	-	0	0	0	29
30 Acute infectious encephalitis (082)	-	-	-	0	0	...	-	-	-	0	0	0	30
31 Smallpox (084)	-	-	-	0	0	...	-	-	-	0	0	0	31
32 Measles (085)	-	-	-	0	0	...	-	-	-	0	0	0	32
33 Typhus and other rickettsial diseases (100-103, 105-108)	-	-	-	0	0	...	-	-	-	0	0	0	33
34 Rocky Mountain spotted fever (104)	-	-	-	0	0	...	-	-	-	0	0	0	34
35 Malaria (110-117)	-	-	-	0	0	...	-	-	-	0	0	0	35
36 All other diseases classified as infective and parasitic (030-039, 041-044, 049, 052-054, 059-074, 081, 083, 086-096, 120-138)	1	-	1	9.9	0	...	1	-	1	4.2	0	13.0	36
37 Malignant neoplasms, including neoplasms of lymphatic and haematopoietic tissues (140-205)	15	14	1	148.5	138.6	...	36	27	9	152.5	169.8	116.9	37
38 Benign and unspecified neoplasms (210-239)	-	-	-	0	0	...	-	-	-	0	0	0	38
39 Diabetes mellitus (260)	1	1	-	9.9	9.9	...	3	2	1	12.7	12.6	13.0	39
40 Pellagra (281)	-	-	-	0	0	...	-	-	-	0	0	0	40
41 Anemias (290-293)	-	-	-	0	0	...	-	-	-	0	0	0	41
42 Vascular lesions affecting central nervous system (330-334)	11	9	2	108.9	89.1	...	47	25	22	199.2	157.2	285.7	42
43 Nonmeningococcal meningitis (340)	-	-	-	0	0	...	-	-	-	0	0	0	43
44 Rheumatic fever (400-402)	-	-	-	0	0	...	-	-	-	0	0	0	44
45 Heart diseases (410-443)	29	26	3	287.1	257.4	...	73	52	21	309.3	327.0	272.7	45
46 Hypertension without mention of heart (444-447)	1	1	-	9.9	9.9	...	1	-	1	4.2	0	13.0	46
47 Influenza and pneumonia (480-483, 490-493)	2	2	-	19.8	19.8	...	8	2	6	33.9	12.6	77.9	47
48 Bronchitis (500-502)	-	-	-	0	0	...	-	-	-	0	0	0	48
49 Ulcer of stomach and duodenum (540-541)	-	-	-	0	0	...	-	-	-	0	0	0	49
50 Appendicitis (550-553)	-	-	-	0	0	...	-	-	-	0	0	0	50
51 Intestinal obstruction and hernia (560, 561, 570)	-	-	-	0	0	...	-	-	-	0	0	0	51
52 Gastritis, duodenitis, enteritis and colitis (except diarrhea of the newborn) (543, 571, 572)	-	-	-	0	0	...	-	-	-	0	0	0	52
53 Cirrhosis of liver (581)	2	2	-	19.8	19.8	...	4	3	1	16.9	18.9	13.0	53
54 Nephritis and nephrosis (590-594)	2	2	-	19.8	19.8	...	5	-	5	21.2	0	64.9	54
55 Hyperplasia of prostate (610)	-	-	-	0	0	...	-	-	-	0	0	0	55
56 Complications of pregnancy, childbirth and the puerperium (640-652, 670-689)	-	-	-	0	0	...	-	-	-	0	0	0	56
57 Congenital malformations (750-759)	2	1	1	19.8	9.9	...	4	4	-	16.9	25.2	0	57
58 Birth injuries, postnatal asphyxia and asphyxia (760-762)	6	6	-	59.4	59.4	...	9	5	4	38.1	31.4	51.9	58
59 Infection of the newborn (763-768)	-	-	-	0	0	...	-	-	-	0	0	0	59
60 Other diseases peculiar to early infancy, and immaturity unqualified (769-776)	3	2	1	29.7	19.8	...	5	-	5	21.2	0	64.9	60
61 Senility, without mention of psychosis (794)	-	-	-	0	0	...	-	-	-	0	0	0	61
62 Ill-defined and unknown causes (780-793, 795)	-	-	-	0	0	...	-	-	-	0	0	0	62
63 Motor vehicle accidents (E810-E835)	2	2	-	19.8	19.8	...	2	1	1	8.5	6.3	13.0	63
64 All other accidents (E800-E802, E840-E962)	2	2	-	19.8	19.8	...	4	2	2	16.9	12.6	26.0	64
65 Suicide (E963, E970, E979)	1	1	-	9.9	9.9	...	3	3	-	12.7	18.9	0	65
66 Homicide (E964, E980-E985)	-	-	-	0	0	...	4	1	3	16.9	6.3	39.0	66
67 All other diseases (residual)	7	7	-	69.3	69.3	...	15	13	2	63.6	81.8	26.0	67

TABLE XIV-B VITAL STATISTICS, BY CITY, BY RACE, GEORGIA, 1960
POPULATION 10,000- 74,999

ITEM	Macon						Marietta						
	Number			Rate or Ratio *			Number			Rate or Ratio *			
	Total	White	Non-White	Total	White	Non-White	Total	White	Non-White	Total	White	Non-White	
1 Estimated population	69,700	38,800	30,900				25,700	21,900	3,800				1
LIVE BIRTHS													
2 Total	1,825	818	1,007	26.2	21.1	32.6	1,134	1,013	121	44.1	46.3	31.8	2
3 Delivered in hospital	1,803	817	986	98.8%	99.9%	97.9%	1,126	1,010	116	99.3%	99.7%	95.9%	3
4 Delivered in home by physician	19	1	18	1.0%	0.1%	1.8%	7	3	4	0.6%	0.3%	3.3%	4
5 Delivered in home by midwife	3	-	3	0.2%	0%	0.3%	1	-	1	0.1%	0%	0.8%	5
6 Other deliveries	-	-	-	0%	0%	0%	-	-	-	0%	0%	0%	6
7 Immature births	207	70	137	113.4	85.6	136.0	81	67	14	71.4	66.1	115.7	7
8 Live births to un-wed mothers	257	22	235	140.8	26.9	233.4	28	8	20	24.7	7.9	165.3	8
FETAL DEATHS													
9 Total	50	33	17	27.4	40.3	16.9	21	17	4	18.5	16.8	33.1	9
10 Under 20 weeks gestation	15	14	1	8.2	17.1	1.0	8	6	2	7.1	5.9	16.5	10
11 20-27 weeks gestation	12	7	5	6.6	8.6	5.0	6	4	2	5.3	3.9	16.5	11
12 28 weeks and more	22	12	10	12.1	14.7	9.9	7	7	-	6.2	6.9	0	12
13 Unknown length of gestation	1	-	1	0.5	0	1.0	-	-	-	0	0	0	13
DEATHS													
14 Total, all ages	903	440	463	295.6	134.0	1498.4	235	190	45	914.4	867.6	184.2	14
15 Under 1 year	63	15	48	34.5	18.3	47.7	27	21	6	23.8	20.7	49.6	15
16 Under 28 days	40	12	28	21.9	14.7	27.8	23	18	5	20.3	17.8	41.3	16
17 Deaths from immaturity	8	3	5	4.4	3.7	5.0	3	2	1	2.6	2.0	8.3	17
18 1-4 years **	12	-	12	-	-	-	2	2	-	-	-	-	18
19 Maternal deaths	-	-	-	0	0	0	-	-	-	0	0	0	19
CAUSE OF DEATH													
20 Tuberculosis, all forms (001-019)	7	2	5	10.0	5.2	16.2	2	1	1	7.8	4.6	26.3	20
21 Syphilis and its sequelae (020-029)	3	-	3	4.3	0	9.7	1	-	1	3.9	0	26.3	21
22 Typhoid fever (040)	-	-	-	0	0	0	-	-	-	0	0	0	22
23 Dysentery, all forms (045-048)	1	-	1	1.4	0	3.2	-	-	-	0	0	0	23
24 Scarlet fever (050)	-	-	-	0	0	0	-	-	-	0	0	0	24
25 Streptococcal sore throat (051)	-	-	-	0	0	0	-	-	-	0	0	0	25
26 Diphtheria (055)	-	-	-	0	0	0	-	-	-	0	0	0	26
27 Whooping cough (056)	-	-	-	0	0	0	-	-	-	0	0	0	27
28 Meningococcal infections (057)	1	-	1	1.4	0	3.2	-	-	-	0	0	0	28
29 Acute poliomyelitis (080)	-	-	-	0	0	0	-	-	-	0	0	0	29
30 Acute infectious encephalitis (082)	-	-	-	0	0	0	-	-	-	0	0	0	30
31 Smallpox (084)	-	-	-	0	0	0	-	-	-	0	0	0	31
32 Measles (085)	-	-	-	0	0	0	-	-	-	0	0	0	32
33 Typhus and other rickettsial diseases (100-103, 105-108)	-	-	-	0	0	0	-	-	-	0	0	0	33
34 Rocky Mountain spotted fever (104)	-	-	-	0	0	0	-	-	-	0	0	0	34
35 Malaria (110-117)	-	-	-	0	0	0	-	-	-	0	0	0	35
36 All other diseases classified as infective and parasitic (030-039, 041-044, 049, 052-054, 059-074, 081, 083, 086-096, 120-138)	2	1	1	2.9	2.6	3.2	2	2	-	7.8	9.1	0	36
37 Malignant neoplasms, including neoplasms of lymphatic and haematopoietic tissues (140-205)	106	51	55	152.1	131.4	178.0	42	36	6	163.4	164.4	157.9	37
38 Benign and unspecified neoplasms (210-239)	2	-	2	2.9	0	6.5	2	1	1	7.8	4.6	26.3	38
39 Diabetes mellitus (260)	9	5	4	12.9	12.9	12.9	3	1	2	11.7	4.6	52.6	39
40 Pellagra (281)	-	-	-	0	0	0	-	-	-	0	0	0	40
41 Anemias (290-293)	-	-	-	0	0	0	-	-	-	0	0	0	41
42 Vascular lesions affecting central nervous system (330-334)	115	51	64	165.0	131.4	207.1	34	26	8	132.3	118.7	210.5	42
43 Nonmeningococcal meningitis (340)	5	-	5	7.2	0	16.2	-	-	-	0	0	0	43
44 Rheumatic fever (400-402)	-	-	-	0	0	0	-	-	-	0	0	0	44
45 Heart diseases (410-443)	325	172	153	466.3	443.3	495.1	66	58	8	256.8	264.8	210.5	45
46 Hypertension without mention of heart (444-447)	13	2	11	18.7	5.2	35.6	-	-	-	0	0	0	46
47 Influenza and pneumonia (480-483, 490-493)	39	17	22	56.0	43.8	71.2	7	5	2	27.2	22.8	52.6	47
48 Bronchitis (500-502)	1	1	-	1.4	2.6	0	-	-	-	0	0	0	48
49 Ulcer of stomach and duodenum (540-541)	5	3	2	7.2	7.7	6.5	-	-	-	0	0	0	49
50 Appendicitis (550-553)	-	-	-	0	0	0	-	-	-	0	0	0	50
51 Intestinal obstruction and hernia (560, 561, 570)	2	-	2	2.9	0	6.5	3	2	1	11.7	9.1	26.3	51
52 Gastritis, duodenitis, enteritis and colitis (except diarrhea of the newborn) (543, 571, 572)	9	1	8	12.9	2.6	25.9	1	1	-	3.9	4.6	0	52
53 Cirrhosis of liver (581)	11	8	3	15.8	20.6	9.7	1	1	-	3.9	4.6	0	53
54 Nephritis and nephrosis (590-594)	13	2	11	18.7	5.2	35.6	4	3	1	15.6	13.7	26.3	54
55 Hyperplasia of prostate (610)	2	1	1	2.9	2.6	3.2	-	-	-	0	0	0	55
56 Complications of pregnancy, childbirth and the puerperium (640-652, 670-689)	-	-	-	0	0	0	-	-	-	0	0	0	56
57 Congenital malformations (750-759)	17	3	14	24.4	7.7	45.3	5	5	-	19.5	22.8	0	57
58 Birth injuries, postnatal asphyxia and asflectasis (760-762)	16	5	11	23.0	12.9	35.6	10	8	2	38.9	36.5	52.6	58
59 Infection of the newborn (763-768)	2	-	2	2.9	0	6.5	1	1	-	3.9	4.6	0	59
60 Other diseases peculiar to early infancy, and immaturity unqualified (769-776)	17	6	11	24.4	15.5	35.6	8	6	2	31.1	27.4	52.6	60
61 Senility, without mention of psychosis (794)	2	2	-	2.9	5.2	0	1	1	-	3.9	4.6	0	61
62 Ill-defined and unknown causes (780-793, 795)	1	-	1	1.4	0	3.2	2	-	2	7.8	0	52.6	62
63 Motor vehicle accidents (E810-E835)	18	13	5	25.8	33.5	16.2	16	14	2	62.3	63.9	52.6	63
64 All other accidents (E800-E802, E840-E962)	33	22	11	47.3	56.7	35.6	8	5	3	31.1	22.8	78.9	64
65 Suicide (E963, E970, E979)	15	13	2	21.5	33.5	6.5	2	2	-	7.8	9.1	0	65
66 Homicide (E964, E980-E985)	22	5	17	31.6	12.9	55.0	3	-	3	11.7	0	78.9	66
67 All other diseases (residual)	89	54	35	127.7	139.2	113.3	11	11	-	42.8	50.2	0	67

TABLE XIV-BVITAL STATISTICS, BY CITY, BY RACE, GEORGIA, 1960
POPULATION 10,000-74,999

ITEM	Milledgeville						Moultrie						
	Number			Rate or Ratio *			Number			Rate or Ratio *			
	Total	White	Non-White	Total	White	Non-White	Total	White	Non-White	Total	White	Non-White	
1 Estimated population	11,200	6,200	5,000				15,900	10,500	5,400				1
LIVE BIRTHS													
2 Total	302	142	160	27.0	22.9	32.0	423	247	176	26.6	23.5	32.6	2
3 Delivered in hospital	220	140	80	72.8%	98.6%	50.0%	355	244	111	83.9%	98.8%	63.1%	3
4 Delivered in home by physician	5	-	5	1.7%	0%	3.1%	2	2	3	1.2%	0.8%	1.7%	4
5 Delivered in home by midwife	76	2	74	25.2%	1.4%	46.3%	62	1	61	14.7%	0.4%	34.7%	5
6 Other deliveries	1	-	1	0.3%	0%	0.6%	1	-	1	0.2%	0%	0.6%	6
7 Immature births	37	15	22	122.5	105.6	137.5	31	19	12	73.3	76.9	68.2	7
8 Live births to un-wed mothers	45	1	44	149.0	7.0	275.0	44	5	39	104.0	20.2	221.6	8
FETAL DEATHS													
9 Total	11	3	8	36.4	21.1	50.0	8	5	3	18.9	20.2	17.0	9
10 Under 20 weeks gestation	3	2	1	9.9	14.1	6.3	1	-	1	2.4	0	5.7	10
11 20-27 weeks gestation	2	1	1	6.6	7.0	6.3	-	-	-	0	0	0	11
12 28 weeks and more	6	-	6	19.9	0	37.5	6	4	2	14.2	16.2	11.4	12
13 Unknown length of gestation	-	-	-	0	0	0	1	1	-	2.4	4.0	0	13
DEATHS													
14 Total, all ages	96	43	53	857.1	693.5	1060.0	150	84	66	943.4	800.0	1222.2	14
15 Under 1 year	10	2	8	33.1	14.1	50.0	15	7	8	35.5	28.3	45.5	15
16 Under 28 days	4	2	2	13.2	14.1	12.5	11	7	4	26.0	28.3	22.7	16
17 Deaths from immaturity	-	-	-	0	0	0	4	2	2	9.5	8.1	11.4	17
18 1-4 years **	2	-	2	-	-	-	3	1	2	-	-	-	18
19 Maternal deaths	-	-	-	0	0	0	-	-	-	0	0	0	19
CAUSE OF DEATH													
20 Tuberculosis, all forms (001-019)	-	-	-	0	0	0	1	1	-	6.3	9.5	0	20
21 Syphilis and its sequelae (020-029)	-	-	-	0	0	0	3	-	3	18.9	0	55.6	21
22 Typhoid fever (040)	-	-	-	0	0	0	-	-	-	0	0	0	22
23 Dysentery, all forms (045-048)	-	-	-	0	0	0	-	-	-	0	0	0	23
24 Scarlet fever (050)	-	-	-	0	0	0	-	-	-	0	0	0	24
25 Streptococcal sore throat (051)	-	-	-	0	0	0	-	-	-	0	0	0	25
26 Diphtheria (055)	-	-	-	0	0	0	-	-	-	0	0	0	26
27 Whooping cough (056)	-	-	-	0	0	0	-	-	-	0	0	0	27
28 Meningococcal infections (057)	-	-	-	0	0	0	-	-	-	0	0	0	28
29 Acute poliomyelitis (080)	-	-	-	0	0	0	-	-	-	0	0	0	29
30 Acute infectious encephalitis (082)	-	-	-	0	0	0	-	-	-	0	0	0	30
31 Smallpox (084)	-	-	-	0	0	0	-	-	-	0	0	0	31
32 Measles (085)	-	-	-	0	0	0	-	-	-	0	0	0	32
33 Typhus and other rickettsial diseases (100-103, 105-108)	-	-	-	0	0	0	-	-	-	0	0	0	33
34 Rocky Mountain spotted fever (104)	-	-	-	0	0	0	-	-	-	0	0	0	34
35 Malaria (110-117)	-	-	-	0	0	0	-	-	-	0	0	0	35
36 All other diseases classified as infective and parasitic (030-039, 041-044, 049, 052-054, 059-074, 081, 083, 086-096, 120-138)	1	-	1	8.9	0	20.0	1	-	1	6.3	0	18.5	36
37 Malignant neoplasms, including neoplasms of lymphatic and hemopoietic tissues (140-205)	15	10	5	133.9	161.3	100.0	18	15	3	113.2	142.9	55.6	37
38 Benign and unspecified neoplasms (210-239)	-	-	-	0	0	0	-	-	-	0	0	0	38
39 Diabetes mellitus (260)	-	-	-	0	0	0	1	1	-	6.3	9.5	0	39
40 Pellagra (281)	-	-	-	0	0	0	-	-	-	0	0	0	40
41 Anemias (290-293)	-	-	-	0	0	0	-	-	-	0	0	0	41
42 Vascular lesions affecting central nervous system (330-334)	16	6	10	142.9	96.8	200.0	26	10	16	163.5	95.2	296.3	42
43 Nonmeningococcal meningitis (340)	-	-	-	0	0	0	1	-	1	6.3	0	18.5	43
44 Rheumatic fever (400-402)	-	-	-	0	0	0	1	1	-	6.3	9.5	0	44
45 Heart diseases (410-443)	36	19	17	321.4	306.5	340.0	46	30	16	289.3	285.7	296.3	45
46 Hypertension without mention of heart (444-447)	-	-	-	0	0	0	2	2	-	12.6	19.0	0	46
47 Influenza and pneumonia (480-483, 490-493)	9	-	9	80.4	0	180.0	8	3	5	50.3	28.6	92.6	47
48 Bronchitis (500-502)	-	-	-	0	0	0	-	-	-	0	0	0	48
49 Ulcer of stomach and duodenum (540-541)	-	-	-	0	0	0	1	1	-	6.3	9.5	0	49
50 Appendicitis (550-553)	-	-	-	0	0	0	-	-	-	0	0	0	50
51 Intestinal obstruction and hernia (560, 561, 570)	2	1	1	17.9	16.1	20.0	-	-	-	0	0	0	51
52 Gastritis, duodenitis, enteritis and colitis (except diarrhea of the newborn) (543, 571, 572)	-	-	-	0	0	0	1	-	1	6.3	0	18.5	52
53 Cirrhosis of liver (581)	-	-	-	0	0	0	1	-	1	6.3	0	18.5	53
54 Nephritis and nephrosis (590-594)	-	-	-	0	0	0	4	1	3	25.2	9.5	55.6	54
55 Hyperplasia of prostate (610)	-	-	-	0	0	0	-	-	-	0	0	0	55
56 Complications of pregnancy, childbirth and the puerperium (640-652, 670-689)	-	-	-	0	0	0	-	-	-	0	0	0	56
57 Congenital malformations (750-759)	-	-	-	0	0	0	1	1	-	6.3	9.5	0	57
58 Birth injuries, postnatal asphyxia and atelectasis (760-762)	2	1	1	17.9	16.1	20.0	4	3	1	25.2	28.6	18.5	58
59 Infection of the newborn (763-768)	-	-	-	0	0	0	-	-	-	0	0	0	59
60 Other diseases peculiar to early infancy, and immaturity unqualified (769-776)	2	1	1	17.9	16.1	20.0	7	4	3	44.0	38.1	55.6	60
61 Senility, without mention of psychosis (794)	-	-	-	0	0	0	-	-	-	0	0	0	61
62 Ill-defined and unknown causes (780-793, 795)	1	1	-	8.9	16.1	0	2	-	2	12.6	0	37.0	62
63 Motor vehicle accidents (E810-E835)	3	-	3	26.8	0	60.0	1	1	-	6.3	9.5	0	63
64 All other accidents (E800-E802, E840-E962)	3	2	1	26.8	32.3	20.0	5	1	4	31.4	9.5	74.1	64
65 Suicide (E963, E970, E979)	2	1	1	17.9	16.1	20.0	1	1	-	6.3	9.5	0	65
66 Homicide (E964, E980-E985)	2	-	2	17.9	0	40.0	1	1	-	6.3	9.5	0	66
67 All other diseases (residual)	2	1	1	17.9	16.1	20.0	13	7	6	81.8	66.7	111.1	67

TABLEXIV-B VITAL STATISTICS, BY CITY, BY RACE, GEORGIA, 1960
 POPULATION 10,000 - 74,999

ITEM	Newnan						Rome						
	Number			Rate or Ratio *			Number			Rate or Ratio *			
	Total	White	Non-White	Total	White	Non-White	Total	White	Non-White	Total	White	Non-White	
1 Estimated population	12,200	7,100	5,100				32,200	25,000	7,200				1
LIVE BIRTHS													
2 Total	307	170	137	25.2	23.9	26.9	737	536	201	22.9	21.4	27.9	2
3 Delivered in hospital	266	170	96	86.6%	100.0%	70.1%	720	532	188	97.7%	99.3%	93.5%	3
4 Delivered in home by physician	-	-	-	0%	0%	0%	9	4	5	1.2%	0.7%	2.5%	4
5 Delivered in home by midwife	41	-	41	13.4%	0%	29.9%	8	-	8	1.1%	0%	4.0%	5
6 Other deliveries	-	-	-	0%	0%	0%	-	-	-	0%	0%	0%	6
7 Immature births	27	8	19	87.9	47.1	138.7	94	56	38	127.5	104.5	189.1	7
8 Live births to un-wed mothers	25	1	24	81.4	5.9	175.2	59	18	41	80.1	33.6	204.0	8
FETAL DEATHS													
9 Total	5	2	3	16.3	11.8	21.9	19	14	5	25.8	26.1	24.9	9
10 Under 20 weeks gestation	-	-	-	0	0	0	3	2	1	4.1	3.7	5.0	10
11 20-27 weeks gestation	2	-	2	6.5	0	14.6	6	4	2	8.1	7.5	10.0	11
12 28 weeks and more	3	2	1	9.8	11.8	7.3	9	8	1	12.2	14.9	5.0	12
13 Unknown length of gestation	-	-	-	0	0	0	1	-	1	1.4	0	5.0	13
DEATHS													
14 Total, all ages	141	82	59	155.7	154.9	156.9	339	255	84	1052.8	1020.0	1166.7	14
15 Under 1 year	8	3	5	26.1	17.6	36.5	27	21	6	36.6	39.2	29.9	15
16 Under 28 days	4	2	2	13.0	11.8	14.6	21	18	3	28.5	33.6	14.9	16
17 Deaths from immaturity	-	-	-	0	0	0	3	2	1	4.1	3.7	5.0	17
18 1-4 years**	2	-	2	-	-	-	2	-	2	-	-	-	18
19 Maternal deaths	1	1	-	32.6	58.8	0	-	-	-	0	0	0	19
CAUSE OF DEATH													
20 Tuberculosis, all forms (001-019)	1	-	1	8.2	0	19.6	3	2	1	9.3	8.0	13.9	20
21 Syphilis and its sequelae (020-029)	-	-	-	0	0	0	-	-	-	0	0	0	21
22 Typhoid fever (040)	-	-	-	0	0	0	-	-	-	0	0	0	22
23 Dysentery, all forms (045-048)	1	1	-	8.2	14.1	0	1	1	-	3.1	4.0	0	23
24 Scarlet fever (050)	-	-	-	0	0	0	-	-	-	0	0	0	24
25 Streptococcal sore throat (051)	-	-	-	0	0	0	-	-	-	0	0	0	25
26 Diphtheria (055)	-	-	-	0	0	0	-	-	-	0	0	0	26
27 Whooping cough (056)	-	-	-	0	0	0	-	-	-	0	0	0	27
28 Meningococcal infections (057)	-	-	-	0	0	0	-	-	-	0	0	0	28
29 Acute poliomyelitis (080)	-	-	-	0	0	0	-	-	-	0	0	0	29
30 Acute infectious encephalitis (082)	-	-	-	0	0	0	-	-	-	0	0	0	30
31 Smallpox (084)	-	-	-	0	0	0	-	-	-	0	0	0	31
32 Measles (085)	-	-	-	0	0	0	-	-	-	0	0	0	32
33 Typhus and other rickettsial diseases (100-103, 105-108)	-	-	-	0	0	0	-	-	-	0	0	0	33
34 Rocky Mountain spotted fever (104)	-	-	-	0	0	0	-	-	-	0	0	0	34
35 Malaria (110-117)	-	-	-	0	0	0	-	-	-	0	0	0	35
36 All other diseases classified as infective and parasitic (030-039, 041-044, 049, 052-054, 059-074, 081, 083, 086-096, 120-138)	-	-	-	0	0	0	2	-	2	6.2	0	27.8	36
37 Malignant neoplasms, including neoplasms of lymphatic and hematopoietic tissues (140-205)	20	12	8	163.9	169.0	156.9	44	34	10	136.6	136.0	138.9	37
38 Benign and unspecified neoplasms (210-239)	1	1	-	8.2	14.1	0	1	1	-	3.1	4.0	0	38
39 Diabetes mellitus (260)	2	1	1	16.4	14.1	19.6	3	2	1	9.3	8.0	13.9	39
40 Pellagra (281)	-	-	-	0	0	0	-	-	-	0	0	0	40
41 Anemias (290-293)	-	-	-	0	0	0	1	-	1	3.1	0	13.9	41
42 Vascular lesions affecting central nervous system (330-334)	27	16	11	221.3	225.4	215.7	43	34	9	133.5	136.0	125.0	42
43 Nonmeningococcal meningitis (340)	-	-	-	0	0	0	-	-	-	0	0	0	43
44 Rheumatic fever (400-402)	-	-	-	0	0	0	-	-	-	0	0	0	44
45 Heart diseases (410-443)	37	26	11	303.3	366.2	215.7	119	91	28	369.6	364.0	388.9	45
46 Hypertension without mention of heart (444-447)	1	-	1	8.2	0	19.6	2	2	-	6.2	8.0	0	46
47 Influenza and pneumonia (480-483, 490-493)	9	2	7	73.8	28.2	137.3	10	5	5	31.1	20.0	69.4	47
48 Bronchitis (500-502)	-	-	-	0	0	0	-	-	-	0	0	0	48
49 Ulcer of stomach and duodenum (540-541)	-	-	-	0	0	0	2	1	1	6.2	4.0	13.9	49
50 Appendicitis (550-553)	1	-	1	8.2	0	19.6	-	-	-	0	0	0	50
51 Intestinal obstruction and hernia (560, 561, 570)	1	1	-	8.2	14.1	0	4	4	-	12.4	16.0	0	51
52 Gastritis, duodenitis, enteritis and colitis (except diarrhea of the newborn) (543, 571, 572)	-	-	-	0	0	0	-	-	-	0	0	0	52
53 Cirrhosis of liver (581)	-	-	-	0	0	0	6	4	2	18.6	16.0	27.8	53
54 Nephritis and nephrosis (590-594)	3	-	3	24.6	0	58.8	6	4	2	18.6	16.0	27.8	54
55 Hyperplasia of prostate (610)	-	-	-	0	0	0	1	1	-	3.1	4.0	0	55
56 Complications of pregnancy, childbirth and the puerperium (640-652, 670-689)	1	1	-	8.2	14.1	0	-	-	-	0	0	0	56
57 Congenital malformations (750-759)	2	1	1	16.4	14.1	19.6	3	2	1	9.3	8.0	13.9	57
58 Birth injuries, postnatal asphyxia and oleletosis (760-762)	1	-	1	8.2	0	19.6	11	10	1	34.2	40.0	13.9	58
59 Infection of the newborn (763-768)	-	-	-	0	0	0	-	-	-	0	0	0	59
60 Other diseases peculiar to early infancy, and immaturity unqualified (769-776)	1	1	-	8.2	14.1	0	9	7	2	28.0	28.0	27.8	60
61 Senility, without mention of psychosis (794)	1	-	1	8.2	0	19.6	-	-	-	0	0	0	61
62 Ill-defined and unknown causes (780-793, 795)	7	5	2	57.4	70.4	39.2	1	-	1	3.1	0	13.9	62
63 Motor vehicle accidents (E810-E835)	4	3	1	32.8	42.3	19.6	5	5	-	15.5	20.0	0	63
64 All other accidents (E800-E802, E840-E962)	3	1	2	24.6	14.1	39.2	14	11	3	43.5	44.0	41.7	64
65 Suicide (E963, E970, E979)	1	-	1	8.2	14.1	0	6	6	-	18.6	24.0	0	65
66 Homicide (E964, E980-E985)	1	-	1	8.2	0	19.6	3	1	2	9.3	4.0	27.8	66
67 All other diseases (residual)	15	9	6	123.0	126.8	117.6	39	27	12	121.1	108.0	166.7	67

TABLE XIV-B VITAL STATISTICS, BY CITY, BY RACE, GEORGIA, 1960
POPULATION 10,000-74,999

ITEM	Smyrna						Thomasville						
	Number			Rate or Ratio *			Number			Rate or Ratio *			
	Total	White	Non-White	Total	White	Non-White	Total	White	Non-White	Total	White	Non-White	
1 Estimated population	10,400	10,400	000				18,300	10,400	7,900				1
LIVE BIRTHS													
2 Total	406	386	20	39.0	37.1	...	484	244	240	26.4	23.5	30.4	2
3 Delivered in hospital	406	386	20	100.0%	100.0%	100.0%	345	240	105	71.3%	98.4%	43.7%	3
4 Delivered in home by physician	-	-	-	0%	0%	0%	10	2	8	2.1%	0.8%	3.3%	4
5 Delivered in home by midwife	-	-	-	0%	0%	0%	125	1	124	25.8%	0.4%	51.7%	5
6 Other deliveries	-	-	-	0%	0%	0%	4	1	3	0.8%	0.4%	1.2%	6
7 Immature births	25	24	1	61.6	62.2	50.0	41	17	24	84.7	69.7	100.0	7
8 Live births to un-wed mothers	7	4	3	17.2	10.4	150.0	66	1	65	136.4	4.1	270.8	8
FETAL DEATHS													
9 Total	15	10	5	36.9	25.9	250.0	23	18	5	47.5	73.8	20.8	9
10 Under 20 weeks gestation	6	5	1	14.8	13.0	50.0	17	16	1	35.1	65.6	4.2	10
11 20-27 weeks gestation	4	3	1	9.9	7.8	50.0	3	2	1	6.2	8.2	4.2	11
12 28 weeks and more	3	2	1	7.4	5.2	50.0	3	-	3	6.2	0	12.5	12
13 Unknown length of gestation	2	-	2	4.9	0	100.0	-	-	-	0	0	0	13
DEATHS													
14 Total, all ages	65	64	1	625.0	615.4	...	211	97	114	153.0	932.7	1443.0	14
15 Under 1 year	9	9	-	22.2	23.3	0	10	4	6	20.7	16.4	25.0	15
16 Under 28 days	7	7	-	17.2	18.1	0	10	4	6	20.7	16.4	25.0	16
17 Deaths from immaturity	2	2	-	4.9	5.2	0	4	1	3	8.3	4.1	12.5	17
18 1-4 years **	1	1	-	-	-	-	4	2	2	-	-	-	18
19 Maternal deaths	-	-	-	0	0	0	-	-	-	0	0	0	19
CAUSE OF DEATH													
20 Tuberculosis, all forms (001-019)	-	-	-	0	0	...	2	1	1	10.9	9.6	12.7	20
21 Syphilis and its sequelae (020-029)	-	-	-	0	0	...	-	-	-	0	0	0	21
22 Typhoid fever (040)	-	-	-	0	0	...	-	-	-	0	0	0	22
23 Dysentery, all forms (045-048)	-	-	-	0	0	...	-	-	-	0	0	0	23
24 Scarlet fever (050)	-	-	-	0	0	...	-	-	-	0	0	0	24
25 Streptococcal sore throat (051)	-	-	-	0	0	...	-	-	-	0	0	0	25
26 Diphtheria (055)	-	-	-	0	0	...	-	-	-	0	0	0	26
27 Whooping cough (056)	-	-	-	0	0	...	-	-	-	0	0	0	27
28 Meningococcal infections (057)	-	-	-	0	0	...	1	-	1	5.5	0	12.7	28
29 Acute poliomyelitis (080)	-	-	-	0	0	...	-	-	-	0	0	0	29
30 Acute infectious encephalitis (082)	-	-	-	0	0	...	-	-	-	0	0	0	30
31 Smallpox (084)	-	-	-	0	0	...	-	-	-	0	0	0	31
32 Measles (085)	1	1	-	9.6	9.6	...	-	-	-	0	0	0	32
33 Typhus and other rickettsial diseases (100-103, 105-108)	-	-	-	0	0	...	-	-	-	0	0	0	33
34 Rocky Mountain spotted fever (104)	-	-	-	0	0	...	-	-	-	0	0	0	34
35 Malaria (110-117)	-	-	-	0	0	...	-	-	-	0	0	0	35
36 All other diseases classified as infective and parasitic (030-039, 041-044, 049, 052-054, 059-074, 081, 083, 086-096, 120-138)	2	2	-	19.2	19.2	...	-	-	-	0	0	0	36
37 Malignant neoplasms, including neoplasms of lymphatic and haemopoietic tissues (140-205)	8	8	-	76.9	76.9	...	25	15	10	136.6	144.2	126.6	37
38 Benign and unspecified neoplasms (210-239)	-	-	-	0	0	...	-	-	-	0	0	0	38
39 Diabetes mellitus (260)	-	-	-	0	0	...	7	3	4	38.3	28.8	50.6	39
40 Pellagra (281)	-	-	-	0	0	...	1	1	-	5.5	9.6	0	40
41 Anemias (290-293)	-	-	-	0	0	...	1	-	1	5.5	0	12.7	41
42 Vascular lesions affecting central nervous system (330-334)	4	4	-	38.5	38.5	...	32	7	25	174.9	67.3	316.5	42
43 Nonmeningococcal meningitis (340)	-	-	-	0	0	...	-	-	-	0	0	0	43
44 Rheumatic fever (400-402)	-	-	-	0	0	...	1	1	-	5.5	9.6	0	44
45 Heart diseases (410-443)	24	24	-	230.8	230.8	...	65	34	31	355.2	326.9	392.4	45
46 Hypertension without mention of heart (444-447)	-	-	-	0	0	...	11	7	4	60.1	67.3	50.6	46
47 Influenza and pneumonia (480-483, 490-493)	2	2	-	19.2	19.2	...	12	5	7	65.6	48.1	88.6	47
48 Bronchitis (500-502)	-	-	-	0	0	...	-	-	-	0	0	0	48
49 Ulcer of stomach and duodenum (540-541)	-	-	-	0	0	...	-	-	-	0	0	0	49
50 Appendicitis (550-553)	-	-	-	0	0	...	1	1	-	5.5	9.6	0	50
51 Intestinal obstruction and hernia (560, 561, 570)	1	1	-	9.6	9.6	...	1	1	-	5.5	9.6	0	51
52 Gastritis, duodenitis, enteritis and colitis (except diarrhea of the newborn) (543, 571, 572)	-	-	-	0	0	...	1	1	-	5.5	9.6	0	52
53 Cirrhosis of liver (581)	1	1	-	9.6	9.6	...	-	-	-	0	0	0	53
54 Nephritis and nephrosis (590-594)	3	3	-	28.8	28.8	...	5	1	4	27.3	9.6	50.6	54
55 Hyperplasia of prostate (610)	-	-	-	0	0	...	1	1	-	5.5	9.6	0	55
56 Complications of pregnancy, childbirth and the puerperium (640-652, 670-689)	-	-	-	0	0	...	-	-	-	0	0	0	56
57 Congenital malformations (750-759)	4	4	-	38.5	38.5	...	-	-	-	0	0	0	57
58 Birth injuries, postnatal asphyxia and alelectals (760-762)	2	2	-	19.2	19.2	...	1	-	1	5.5	0	12.7	58
59 Infection of the newborn (763-768)	-	-	-	0	0	...	1	1	-	5.5	9.6	0	59
60 Other diseases peculiar to early infancy, and immaturity unqualified (769-776)	4	4	-	38.5	38.5	...	8	3	5	43.7	28.8	63.3	60
61 Senility, without mention of psychosis (794)	-	-	-	0	0	...	-	-	-	0	0	0	61
62 Ill-defined and unknown causes (780-793, 795)	1	1	-	9.6	9.6	...	2	-	2	10.9	0	25.3	62
63 Motor vehicle accidents (E810-E835)	1	1	-	9.6	9.6	...	3	1	2	16.4	9.6	25.3	63
64 All other accidents (E800-E802, E840-E962)	2	1	1	19.2	9.6	...	7	4	3	38.3	38.5	38.0	64
65 Suicide (E963, E970, E979)	-	-	-	0	0	...	-	-	-	0	0	0	65
66 Homicide (E964, E980-E985)	-	-	-	0	0	...	3	-	3	16.4	0	38.0	66
67 All other diseases (residual)	5	5	-	48.1	48.1	...	19	9	10	103.8	86.5	126.6	67

TABLE XIV-VITAL STATISTICS, BY CITY, BY RACE, GEORGIA, 1960
POPULATION 10,000- 74,999

ITEM	Valdosta						Warner Robins						
	Number			Rate or Ratio *			Number			Rate or Ratio *			
	Total	White	Non-White	Total	White	Non-White	Total	White	Non-White	Total	White	Non-White	
1 Estimated population	30,900	19,800	11,100				18,900	17,600	1,300				1
LIVE BIRTHS													
2 Total	946	599	347	30.6	30.3	31.3	682	621	61	36.1	35.3	46.9	2
3 Delivered in hospital	768	593	175	81.2%	99.0%	50.4%	666	620	46	97.7%	99.8%	75.4%	3
4 Delivered in home by physician	9	2	7	1.0%	0.3%	2.0%	3	1	2	0.4%	0.2%	3.3%	4
5 Delivered in home by midwife	168	3	165	17.8%	0.5%	47.6%	13	-	13	1.9%	0%	21.3%	5
6 Other deliveries	1	1	-	0.1%	0.2%	0%	-	-	-	0%	0%	0%	6
7 Immature births	68	31	37	71.9	51.8	106.6	53	45	8	77.7	72.5	131.1	7
8 Live births to un-wed mothers	59	6	53	62.4	10.0	152.7	12	2	10	17.6	3.2	163.9	8
FETAL DEATHS													
9 Total	42	20	22	44.4	33.4	63.4	23	19	4	33.7	30.6	65.6	9
10 Under 20 weeks gestation	10	5	5	10.6	8.3	14.4	6	6	-	8.8	9.7	0	10
11 20-27 weeks gestation	10	5	5	10.6	8.3	14.4	4	4	-	5.9	6.4	0	11
12 28 weeks and more	18	7	11	19.0	11.7	31.7	12	8	4	17.6	12.9	65.6	12
13 Unknown length of gestation	4	3	1	4.2	5.0	2.9	1	1	-	1.5	1.6	0	13
DEATHS													
14 Total, all ages	313	165	148	1012.9	833.3	1333.3	77	71	6	407.4	403.4	461.5	14
15 Under 1 year	31	17	14	32.8	28.4	40.3	17	14	3	24.9	22.5	49.2	15
16 Under 28 days	20	13	7	21.1	21.7	20.2	13	12	1	19.1	19.3	16.4	16
17 Deaths from immaturity	6	6	-	6.3	10.0	0	3	2	1	4.4	3.2	16.4	17
18 1-4 years **	6	2	4	-	-	-	4	3	1	-	-	-	18
19 Maternal deaths	-	-	-	0	0	0	-	-	-	0	0	0	19
CAUSE OF DEATH													
20 Tuberculosis, all forms (001-019)	2	1	1	6.5	5.1	9.0	1	1	-	5.3	5.7	0	20
21 Syphilis and its sequelae (020-029)	2	-	2	6.5	0	18.0	-	-	-	0	0	0	21
22 Typhoid fever (040)	-	-	-	0	0	0	-	-	-	0	0	0	22
23 Dysentery, all forms (045-048)	-	-	-	0	0	0	-	-	-	0	0	0	23
24 Scarlet fever (050)	-	-	-	0	0	0	-	-	-	0	0	0	24
25 Streptococcal sore throat (051)	-	-	-	0	0	0	-	-	-	0	0	0	25
26 Diphtheria (055)	-	-	-	0	0	0	-	-	-	0	0	0	26
27 Whooping cough (056)	-	-	-	0	0	0	-	-	-	0	0	0	27
28 Meningococcal infections (057)	-	-	-	0	0	0	-	-	-	0	0	0	28
29 Acute poliomyelitis (080)	-	-	-	0	0	0	-	-	-	0	0	0	29
30 Acute infectious encephalitis (082)	-	-	-	0	0	0	2	2	-	10.6	11.4	0	30
31 Smallpox (084)	-	-	-	0	0	0	-	-	-	0	0	0	31
32 Measles (085)	1	-	1	3.2	0	9.0	1	1	-	5.3	5.7	0	32
33 Typhus and other rickettsial diseases (100-103, 105-108)	-	-	-	0	0	0	-	-	-	0	0	0	33
34 Rocky Mountain spotted fever (104)	-	-	-	0	0	0	-	-	-	0	0	0	34
35 Malaria (110-117)	-	-	-	0	0	0	-	-	-	0	0	0	35
36 All other diseases classified as infective and parasitic (030-039, 041-044, 049, 052-054, 059-074, 081, 083, 086-096, 120-138)	1	1	-	3.2	5.1	0	-	-	-	0	0	0	36
37 Malignant neoplasms, including neoplasms of lymphatic and haematopoietic tissues (140-205)	33	19	14	106.8	96.0	126.1	14	14	-	74.1	79.5	0	37
38 Benign and unspecified neoplasms (210-239)	-	-	-	0	0	0	-	-	-	0	0	0	38
39 Diabetes mellitus (260)	2	1	1	6.5	5.1	9.0	2	1	1	10.6	5.7	76.9	39
40 Pellagra (281)	-	-	-	0	0	0	-	-	-	0	0	0	40
41 Anemias (290-293)	-	-	-	0	0	0	-	-	-	0	0	0	41
42 Vascular lesions affecting central nervous system (330-334)	49	23	26	158.6	116.2	234.2	5	5	-	26.5	28.4	0	42
43 Nonmeningococcal meningitis (340)	-	-	-	0	0	0	-	-	-	0	0	0	43
44 Rheumatic fever (400-402)	-	-	-	0	0	0	1	-	1	5.3	0	76.9	44
45 Heart diseases (410-443)	93	57	36	301.0	287.9	324.3	13	13	-	68.8	73.9	0	45
46 Hypertension without mention of heart (444-447)	8	2	6	25.9	10.1	54.1	-	-	-	0	0	0	46
47 Influenza and pneumonia (480-483, 490-493)	16	4	12	51.8	20.2	108.1	2	-	2	10.6	0	153.8	47
48 Bronchitis (500-502)	-	-	-	0	0	0	-	-	-	0	0	0	48
49 Ulcer of stomach and duodenum (540-541)	1	-	1	3.2	0	9.0	-	-	-	0	0	0	49
50 Appendicitis (550-553)	2	1	1	6.5	5.1	9.0	-	-	-	0	0	0	50
51 Intestinal obstruction and hernia (560, 561, 570)	2	1	1	6.5	5.1	9.0	-	-	-	0	0	0	51
52 Gastritis, duodenitis, enteritis and colitis (except diarrhea of the newborn) (543, 571, 572)	1	-	1	3.2	0	9.0	-	-	-	0	0	0	52
53 Cirrhosis of liver (581)	6	4	2	19.4	20.2	18.0	-	-	-	0	0	0	53
54 Nephritis and nephrosis (590-594)	6	-	6	19.4	0	54.1	2	2	-	10.6	11.4	0	54
55 Hyperplasia of prostate (610)	1	1	-	3.2	5.1	0	1	1	-	5.3	5.7	0	55
56 Complications of pregnancy, childbirth and the puerperium (640-652, 670-689)	-	-	-	0	0	0	-	-	-	0	0	0	56
57 Congenital malformations (750-759)	5	2	3	16.2	10.1	27.0	5	5	-	26.5	28.4	0	57
58 Birth injuries, postnatal asphyxia and atelectasis (760-762)	9	4	5	29.1	20.2	45.0	7	7	-	37.0	39.8	0	58
59 Infection of the newborn (763-768)	1	1	-	3.2	5.1	0	1	1	-	5.3	5.7	0	59
60 Other diseases peculiar to early infancy, and immaturity unqualified (769-776)	8	7	1	25.9	35.4	9.0	3	2	1	15.9	11.4	76.9	60
61 Senility, without mention of psychosis (794)	-	-	-	0	0	0	-	-	-	0	0	0	61
62 Ill-defined and unknown causes (780-793, 795)	2	1	1	6.5	5.1	9.0	1	-	1	5.3	0	76.9	62
63 Motor vehicle accidents (E810-E835)	6	5	1	19.4	25.3	9.0	6	6	-	31.7	34.1	0	63
64 All other accidents (E800-E802, E840-E962)	17	8	9	55.0	40.4	81.1	-	-	-	0	0	0	64
65 Suicide (E963, E970, E979)	5	4	1	16.2	20.2	9.0	5	5	-	26.5	28.4	0	65
66 Homicide (E964, E980-E985)	7	1	6	22.7	5.1	54.1	-	-	-	0	0	0	66
67 All other diseases (residual)	27	17	10	87.4	85.9	90.1	5	5	-	26.5	28.4	0	67

TABLE XIV-B VITAL STATISTICS, BY CITY, BY RACE, GEORGIA, 1960
POPULATION 10,000-74,999

ITEM	Waycross												
	Number			Rate or Ratio *			Number			Rate or Ratio *			
	Total	White	Non-White	Total	White	Non-White	Total	White	Non-White	Total	White	Non-White	
1 Estimated population	21,000	13,700	7,300										1
LIVE BIRTHS													
2 Total	501	306	195	23.9	22.3	26.7							2
3 Delivered in hospital	468	304	164	93.4%	99.3%	84.1%							3
4 Delivered in home by physician	21	2	19	4.2%	0.7%	9.7%							4
5 Delivered in home by midwife	12	-	12	2.4%	0%	6.2%							5
6 Other deliveries	-	-	-	0%	0%	0%							6
7 Immature births	40	19	21	79.8	62.1	107.7							7
8 Live births to un-wed mothers	41	4	37	81.8	13.1	189.7							8
FETAL DEATHS													
9 Total	44	25	19	87.8	81.7	97.4							9
10 Under 20 weeks gestation	27	20	7	53.9	65.4	35.9							10
11 20-27 weeks gestation	4	1	3	8.0	3.3	15.4							11
12 28 weeks and more	13	4	9	25.9	13.1	46.2							12
13 Unknown length of gestation	-	-	-	0	0	0							13
DEATHS													
14 Total, all ages	248	138	110	181.0	1007.3	1506.8							14
15 Under 1 year	19	11	8	37.9	35.9	41.0							15
16 Under 28 days	10	6	4	20.0	19.6	20.5							16
17 Deaths from immaturity	1	-	1	2.0	0	5.1							17
18 1-4 years **	3	1	2	-	-	-							18
19 Maternal deaths	-	-	-	0	0	0							19
CAUSE OF DEATH													
20 Tuberculosis, all forms (001-019)	-	-	-	0	0	0							20
21 Syphilis and its sequelae (020-029)	1	-	1	4.8	0	13.7							21
22 Typhoid fever (040)	-	-	-	0	0	0							22
23 Dysentery, all forms (045-048)	-	-	-	0	0	0							23
24 Scarlet fever (050)	-	-	-	0	0	0							24
25 Streptococcal sore throat (051)	-	-	-	0	0	0							25
26 Diphtheria (055)	-	-	-	0	0	0							26
27 Whooping cough (056)	-	-	-	0	0	0							27
28 Meningococcal infections (057)	-	-	-	0	0	0							28
29 Acute poliomyelitis (080)	-	-	-	0	0	0							29
30 Acute infectious encephalitis (082)	-	-	-	0	0	0							30
31 Smallpox (084)	-	-	-	0	0	0							31
32 Measles (085)	-	-	-	0	0	0							32
33 Typhus and other rickettsial diseases (100-103, 105-108)	-	-	-	0	0	0							33
34 Rocky Mountain spotted fever (104)	-	-	-	0	0	0							34
35 Malaria (110-117)	-	-	-	0	0	0							35
36 All other diseases classified as infective and parasitic (030-039, 041-044, 049, 052-054, 059-074, 081, 083, 086-096, 120-138)	-	-	-	0	0	0							36
37 Malignant neoplasms, including neoplasms of lymphatic and haematopoietic tissues (140-205)	33	22	11	157.1	160.6	150.7							37
38 Benign and unspecified neoplasms (210-239)	-	-	-	0	0	0							38
39 Diabetes mellitus (260)	4	3	1	19.0	21.9	13.7							39
40 Pellagra (281)	-	-	-	0	0	0							40
41 Anemias (290-293)	1	1	-	4.8	7.3	0							41
42 Vascular lesions affecting central nervous system (330-334)	37	17	20	176.2	124.1	274.0							42
43 Nonmeningococcal meningitis (340)	1	1	-	4.8	7.3	0							43
44 Rheumatic fever (400-402)	1	-	1	4.8	0	13.7							44
45 Heart diseases (410-443)	90	47	43	428.6	343.1	589.0							45
46 Hypertension without mention of heart (444-447)	4	1	3	19.0	7.3	41.1							46
47 Influenza and pneumonia (480-483, 490-493)	14	7	7	66.7	51.1	95.9							47
48 Bronchitis (500-502)	1	-	1	4.8	0	13.7							48
49 Ulcer of stomach and duodenum (540-541)	2	1	1	9.5	7.3	13.7							49
50 Appendicitis (550-553)	-	-	-	0	0	0							50
51 Intestinal obstruction and hernia (560, 561, 570)	1	1	-	4.8	7.3	0							51
52 Gastritis, duodenitis, enteritis and colitis (except diarrhea of the newborn) (543, 571, 572)	-	-	-	0	0	0							52
53 Cirrhosis of liver (581)	2	2	-	9.5	14.6	0							53
54 Nephritis and nephrosis (590-594)	3	3	-	14.3	21.9	0							54
55 Hyperplasia of prostate (610)	-	-	-	0	0	0							55
56 Complications of pregnancy, childbirth and the puerperium (640-652, 670-689)	-	-	-	0	0	0							56
57 Congenital malformations (750-759)	4	1	3	19.0	7.3	41.1							57
58 Birth injuries, postnatal asphyxia and atelectasis (760-762)	5	4	1	23.8	29.2	13.7							58
59 Infection of the newborn (763-768)	2	2	-	9.5	14.6	0							59
60 Other diseases peculiar to early infancy, and immaturity unqualified (769-776)	1	-	1	4.8	0	13.7							60
61 Senility, without mention of psychosis (794)	-	-	-	0	0	0							61
62 Ill-defined and unknown causes (780-793, 795)	1	1	-	4.8	7.3	0							62
63 Motor vehicle accidents (E810-E835)	4	2	2	19.0	14.6	27.4							63
64 All other accidents (E800-E802, E840-E962)	11	7	4	52.4	51.1	54.8							64
65 Suicide (E963, E970, E979)	1	1	-	4.8	7.3	0							65
66 Homicide (E964, E980-E985)	1	-	1	4.8	0	13.7							66
67 All other diseases (residual)	23	14	9	109.5	102.2	123.3							67

TABLE XIV-CVITAL STATISTICS, BY CITY, BY RACE, GEORGIA, 1960
POPULATION 2,500-9999

ITEM	Adel						Alma						
	Number			Rate or Ratio *			Number			Rate or Ratio *			
	Total	White	Non-White	Total	White	Non-White	Total	White	Non-White	Total	White	Non-White	
1 Estimated population	4,300	2,700	1,600				3,500	2,900	600				1
LIVE BIRTHS													
2 Total	130	65	65	30.2	24.1	40.6	85	65	20	24.3	22.4	33.3	2
3 Delivered in hospital	117	65	52	90.0%	100.0%	80.0%	82	64	18	96.5%	98.5%	90.0%	3
4 Delivered in home by physician	1	-	1	0.8%	0%	1.5%	1	1	-	1.2%	1.5%	0%	4
5 Delivered in home by midwife	12	-	12	9.2%	0%	18.5%	2	-	2	2.4%	0%	10.0%	5
6 Other deliveries	-	-	-	0%	0%	0%	-	-	-	0%	0%	0%	6
7 Immature births	10	3	7	76.9	46.2	107.7	3	2	1	35.3	30.8	50.0	7
8 Live births to un-wed mothers	15	1	14	115.4	15.4	215.4	2	1	1	23.5	15.4	50.0	8
FETAL DEATHS													
9 Total	4	-	4	30.8	0	61.5	2	2	-	23.5	30.8	0	9
10 Under 20 weeks gestation	-	-	-	0	0	0	-	-	-	0	0	0	10
11 20-27 weeks gestation	2	-	2	15.4	0	30.8	-	-	-	0	0	0	11
12 28 weeks and more	2	-	2	15.4	0	30.8	2	2	-	23.5	30.8	0	12
13 Unknown length of gestation	-	-	-	0	0	0	-	-	-	0	0	0	13
DEATHS													
14 Total, all ages	57	40	17	325.6	1481.5	1062.5	38	31	7	85.7	1069.0	1166.7	14
15 Under 1 year	8	4	4	61.5	61.5	61.5	3	1	2	35.3	15.4	100.0	15
16 Under 28 days	4	3	1	30.8	46.2	15.4	-	-	-	0	0	0	16
17 Deaths from immaturity	1	1	-	7.7	15.4	0	-	-	-	0	0	0	17
18 1-4 years **	1	1	-	-	-	-	2	2	-	-	-	-	18
19 Maternal deaths	-	-	-	0	0	0	-	-	-	0	0	0	19
CAUSE OF DEATH													
20 Tuberculosis, all forms (001-019)	-	-	-	0	0	0	-	-	-	0	0	0	20
21 Syphilis and its sequelae (020-029)	-	-	-	0	0	0	-	-	-	0	0	0	21
22 Typhoid fever (040)	-	-	-	0	0	0	-	-	-	0	0	0	22
23 Dysentery, all forms (045-048)	-	-	-	0	0	0	-	-	-	0	0	0	23
24 Scarlet fever (050)	-	-	-	0	0	0	-	-	-	0	0	0	24
25 Streptococcal sore throat (051)	-	-	-	0	0	0	-	-	-	0	0	0	25
26 Diphtheria (055)	-	-	-	0	0	0	-	-	-	0	0	0	26
27 Whooping cough (056)	-	-	-	0	0	0	-	-	-	0	0	0	27
28 Meningococcal infections (057)	-	-	-	0	0	0	-	-	-	0	0	0	28
29 Acute poliomyelitis (080)	-	-	-	0	0	0	-	-	-	0	0	0	29
30 Acute infectious encephalitis (082)	-	-	-	0	0	0	-	-	-	0	0	0	30
31 Smallpox (084)	-	-	-	0	0	0	-	-	-	0	0	0	31
32 Measles (085)	-	-	-	0	0	0	-	-	-	0	0	0	32
33 Typhus and other rickettsial diseases (100-103, 105-108)	-	-	-	0	0	0	-	-	-	0	0	0	33
34 Rocky Mountain spotted fever (104)	-	-	-	0	0	0	-	-	-	0	0	0	34
35 Malaria (110-117)	-	-	-	0	0	0	-	-	-	0	0	0	35
36 All other diseases classified as infective and parasitic (030-039, 041-044, 049, 052-054, 059-074, 081, 083, 086-096, 120-138)	-	-	-	0	0	0	-	-	-	0	0	0	36
37 Malignant neoplasms, including neoplasms of lymphatic and haematopoietic tissues (140-205)	6	4	2	139.5	148.1	125.0	3	3	-	85.7	103.4	0	37
38 Benign and unspecified neoplasms (210-239)	-	-	-	0	0	0	-	-	-	0	0	0	38
39 Diabetes mellitus (260)	1	-	1	23.3	0	62.5	1	1	-	28.6	34.5	0	39
40 Pellagra (281)	-	-	-	0	0	0	-	-	-	0	0	0	40
41 Anemias (290-293)	-	-	-	0	0	0	-	-	-	0	0	0	41
42 Vascular lesions affecting central nervous system (330-334)	3	2	1	69.8	74.1	62.5	8	6	2	228.6	206.9	333.3	42
43 Nonmeningococcal meningitis (340)	-	-	-	0	0	0	-	-	-	0	0	0	43
44 Rheumatic fever (400-402)	-	-	-	0	0	0	-	-	-	0	0	0	44
45 Heart diseases (410-443)	17	15	2	395.3	555.6	125.0	17	15	2	485.7	517.2	333.3	45
46 Hypertension without mention of heart (444-447)	1	-	1	23.3	0	62.5	-	-	-	0	0	0	46
47 Influenza and pneumonia (480-483, 490-493)	8	4	4	186.0	148.1	250.0	1	1	-	28.6	34.5	0	47
48 Bronchitis (500-502)	-	-	-	0	0	0	-	-	-	0	0	0	48
49 Ulcer of stomach and duodenum (540-541)	-	-	-	0	0	0	-	-	-	0	0	0	49
50 Appendicitis (550-553)	-	-	-	0	0	0	-	-	-	0	0	0	50
51 Intestinal obstruction and hernia (560, 561, 570)	1	-	1	23.3	0	62.5	-	-	-	0	0	0	51
52 Gastritis, duodenitis, enteritis and colitis (except diarrhea of the newborn) (543, 571, 572)	2	2	-	46.5	74.1	0	2	-	2	57.1	0	333.3	52
53 Cirrhosis of liver (581)	-	-	-	0	0	0	-	-	-	0	0	0	53
54 Nephritis and nephrosis (590-594)	-	-	-	0	0	0	-	-	-	0	0	0	54
55 Hyperplasia of prostate (610)	-	-	-	0	0	0	1	1	-	28.6	34.5	0	55
56 Complications of pregnancy, childbirth and the puerperium (640-652, 670-689)	-	-	-	0	0	0	-	-	-	0	0	0	56
57 Congenital malformations (750-759)	2	2	-	46.5	74.1	0	-	-	-	0	0	0	57
58 Birth injuries, postnatal asphyxia and tetelosis (760-762)	1	1	-	23.3	37.0	0	-	-	-	0	0	0	58
59 Infection of the newborn (763-768)	1	-	1	23.3	0	62.5	-	-	-	0	0	0	59
60 Other diseases peculiar to early infancy, and immaturity unqualified (769-776)	1	1	-	23.3	37.0	0	-	-	-	0	0	0	60
61 Senility, without mention of psychosis (794)	-	-	-	0	0	0	-	-	-	0	0	0	61
62 Ill-defined and unknown causes (780-793, 795)	-	-	-	0	0	0	-	-	-	0	0	0	62
63 Motor vehicle accidents (E810-E835)	1	1	-	23.3	37.0	0	-	-	-	0	0	0	63
64 All other accidents (E800-E802, E840-E962)	1	-	1	23.3	0	62.5	3	2	1	85.7	69.0	166.7	64
65 Suicide (E963, E970, E979)	2	2	-	46.5	74.1	0	-	-	-	0	0	0	65
66 Homicide (E964, E980-E985)	-	-	-	0	0	0	-	-	-	0	0	0	66
67 All other diseases (residual)	9	6	3	209.3	222.2	187.5	2	2	-	57.1	69.0	0	67

TABLE XIV-CVITAL STATISTICS, BY CITY, BY RACE, GEORGIA, 1960
POPULATION 2,500- 9,999

ITEM	Ashburn						Barnesville						
	Number			Rate or Ratio*			Number			Rate or Ratio*			
	Total	White	Non-White	Total	White	Non-White	Total	White	Non-White	Total	White	Non-White	
1 Estimated population	3,300	1,900	1,400				4,900	2,900	2,000				1
LIVE BIRTHS													
2 Total	96	39	57	29.1	20.5	40.7	116	58	58	23.7	20.0	29.0	2
3 Delivered in hospital	67	39	28	69.8%	100.0%	49.1%	113	58	55	97.4%	100.0%	94.8%	3
4 Delivered in home by physician	3	-	3	3.1%	0%	5.3%	1	-	1	0.9%	0%	1.7%	4
5 Delivered in home by midwife	26	-	26	27.1%	0%	45.6%	1	-	1	0.9%	0%	1.7%	5
6 Other deliveries	-	-	-	0%	0%	0%	1	-	1	0.9%	0%	1.7%	6
7 Immature births	12	6	6	125.0	153.8	105.3	16	8	8	137.9	137.9	137.9	7
8 Live births to un-wed mothers	23	1	22	239.6	25.6	386.0	14	1	13	120.7	17.2	224.1	8
FETAL DEATHS													
9 Total	-	-	-	0	0	0	3	1	2	25.9	17.2	34.5	9
10 Under 20 weeks gestation	-	-	-	0	0	0	-	-	-	0	0	0	10
11 20-27 weeks gestation	-	-	-	0	0	0	-	-	-	0	0	0	11
12 28 weeks and more	-	-	-	0	0	0	3	1	2	25.9	17.2	34.5	12
13 Unknown length of gestation	-	-	-	0	0	0	-	-	-	0	0	0	13
DEATHS													
14 Total, all ages	38	21	17	151.5	105.3	1214.3	54	35	19	102.0	206.9	950.0	14
15 Under 1 year	7	3	4	72.9	76.9	70.2	4	3	1	34.5	51.7	17.2	15
16 Under 28 days	3	3	-	31.2	76.9	0	3	3	-	25.9	51.7	0	16
17 Deaths from immaturity	3	3	-	31.2	76.9	0	-	-	-	0	0	0	17
18 1-4 years **	-	-	-	-	-	-	1	-	1	-	-	-	18
19 Maternal deaths	-	-	-	0	0	0	-	-	-	0	0	0	19
CAUSE OF DEATH													
20 Tuberculosis, all forms (001-019)	-	-	-	0	0	0	-	-	-	0	0	0	20
21 Syphilis and its sequelae (020-029)	-	-	-	0	0	0	-	-	-	0	0	0	21
22 Typhoid fever (040)	-	-	-	0	0	0	-	-	-	0	0	0	22
23 Dysentery, all forms (045-048)	1	1	1	30.3	0	71.4	1	-	1	20.4	0	50.0	23
24 Scarlet fever (050)	-	-	-	0	0	0	-	-	-	0	0	0	24
25 Streptococcal sore throat (051)	-	-	-	0	0	0	-	-	-	0	0	0	25
26 Diphtheria (055)	-	-	-	0	0	0	-	-	-	0	0	0	26
27 Whooping cough (056)	-	-	-	0	0	0	-	-	-	0	0	0	27
28 Meningococcal infections (057)	-	-	-	0	0	0	-	-	-	0	0	0	28
29 Acute poliomyelitis (080)	-	-	-	0	0	0	-	-	-	0	0	0	29
30 Acute infectious encephalitis (082)	-	-	-	0	0	0	-	-	-	0	0	0	30
31 Smallpox (084)	-	-	-	0	0	0	-	-	-	0	0	0	31
32 Measles (085)	-	-	-	0	0	0	-	-	-	0	0	0	32
33 Typhus and other rickettsial diseases (100-103, 105-108)	-	-	-	0	0	0	-	-	-	0	0	0	33
34 Rocky Mountain spotted fever (104)	-	-	-	0	0	0	-	-	-	0	0	0	34
35 Malaria (110-117)	-	-	-	0	0	0	-	-	-	0	0	0	35
36 All other diseases classified as infective and parasitic (030-039, 041-044, 049, 052-054, 059-074, 081, 083, 086-096, 120-138)	-	-	-	0	0	0	-	-	-	0	0	0	36
37 Malignant neoplasms, including neoplasms of lymphatic and haematopoietic tissues (140-205)	7	5	2	212.1	263.2	142.9	8	7	1	163.3	241.4	50.0	37
38 Benign and unspecified neoplasms (210-239)	1	1	-	30.3	52.6	0	-	-	-	0	0	0	38
39 Diabetes mellitus (260)	-	-	-	0	0	0	-	-	-	0	0	0	39
40 Pellagra (281)	-	-	-	0	0	0	-	-	-	0	0	0	40
41 Anemias (290-293)	-	-	-	0	0	0	-	-	-	0	0	0	41
42 Vascular lesions affecting central nervous system (330-334)	9	3	6	272.7	157.9	428.6	10	5	5	204.1	172.4	250.0	42
43 Nonmeningococcal meningitis (340)	-	-	-	0	0	0	-	-	-	0	0	0	43
44 Rheumatic fever (400-402)	-	-	-	0	0	0	-	-	-	0	0	0	44
45 Heart diseases (410-443)	8	6	2	242.4	315.8	142.9	15	9	6	306.1	310.3	300.0	45
46 Hypertension without mention of heart (444-447)	-	-	-	0	0	0	-	-	-	0	0	0	46
47 Influenza and pneumonia (480-483, 490-493)	1	1	-	30.3	52.6	0	-	-	-	0	0	0	47
48 Bronchitis (500-502)	-	-	-	0	0	0	-	-	-	0	0	0	48
49 Ulcer of stomach and duodenum (540-541)	-	-	-	0	0	0	1	1	-	20.4	34.5	0	49
50 Appendicitis (550-553)	-	-	-	0	0	0	-	-	-	0	0	0	50
51 Intestinal obstruction and hernia (560, 561, 570)	-	-	-	0	0	0	1	1	-	20.4	34.5	0	51
52 Gastritis, duodenitis, enteritis and colitis (except diarrhea of the newborn) (543, 571, 572)	3	3	3	90.9	0	214.3	-	-	-	0	0	0	52
53 Cirrhosis of liver (581)	1	1	1	30.3	0	71.4	-	-	-	0	0	0	53
54 Nephritis and nephrosis (590-594)	-	-	-	0	0	0	4	3	1	81.6	103.4	50.0	54
55 Hyperplasia of prostate (610)	-	-	-	0	0	0	-	-	-	0	0	0	55
56 Complications of pregnancy, childbirth and the puerperium (640-652, 670-689)	-	-	-	0	0	0	-	-	-	0	0	0	56
57 Congenital malformations (750-759)	-	-	-	0	0	0	2	2	-	40.8	69.0	0	57
58 Birth injuries, postnatal asphyxia and atelactasis (760-762)	-	-	-	0	0	0	1	1	-	20.4	34.5	0	58
59 Infection of the newborn (763-768)	-	-	-	0	0	0	-	-	-	0	0	0	59
60 Other diseases peculiar to early infancy, and immaturity unqualified (769-776)	3	3	3	90.9	157.9	0	1	1	-	20.4	34.5	0	60
61 Senility, without mention of psychosis (794)	-	-	-	0	0	0	-	-	-	0	0	0	61
62 Ill-defined and unknown causes (780-793, 795)	-	-	-	0	0	0	-	-	-	0	0	0	62
63 Motor vehicle accidents (E810-E835)	-	-	-	0	0	0	3	1	2	61.2	34.5	100.0	63
64 All other accidents (E800-E802, E840-E962)	2	1	1	60.6	52.6	71.4	-	-	-	0	0	0	64
65 Suicide (E963, E970, E979)	-	-	-	0	0	0	-	-	-	0	0	0	65
66 Homicide (E964, E980-E985)	1	-	1	30.3	0	71.4	1	-	1	20.4	0	50.0	66
67 All other diseases (residual)	1	1	-	30.3	52.6	0	6	4	2	122.4	137.9	100.0	67

TABLE XIVC VITAL STATISTICS, BY CITY, BY RACE, GEORGIA, 1960
POPULATION 2,500- 9,999

ITEM	Baxley						Blakely						
	Number			Rate or Ratio *			Number			Rate or Ratio *			
	Total	White	Non-White	Total	White	Non-White	Total	White	Non-White	Total	White	Non-White	
1 Estimated population	4,300	3,000	1,300				3,600	2,200	1,400				1
LIVE BIRTHS													
2 Total	122	73	49	28.4	24.3	37.7	92	37	55	25.6	16.8	39.3	2
3 Delivered in hospital	93	72	21	76.2%	98.6%	42.9%	46	37	9	50.0%	100.0%	16.4%	3
4 Delivered in home by physician	10	-	10	8.2%	0%	20.4%	2	-	2	2.2%	0%	3.6%	4
5 Delivered in home by midwife	18	1	17	14.8%	1.4%	34.7%	44	-	44	47.8%	0%	80.0%	5
6 Other deliveries	1	-	1	0.8%	0%	2.0%	-	-	-	0%	0%	0%	6
7 Immature births	15	7	8	123.0	95.9	163.3	9	3	6	97.8	81.1	109.1	7
8 Live births to un-wed mothers	19	4	15	155.7	54.8	306.1	17	-	17	184.8	0	309.1	8
FETAL DEATHS													
9 Total	3	1	2	24.6	13.7	40.8	2	-	2	21.7	0	36.4	9
10 Under 20 weeks gestation	-	-	-	0	0	0	-	-	-	0	0	0	10
11 20-27 weeks gestation	-	-	-	0	0	0	2	-	2	21.7	0	36.4	11
12 28 weeks and more	3	1	2	24.6	13.7	40.8	-	-	-	0	0	0	12
13 Unknown length of gestation	-	-	-	0	0	0	-	-	-	0	0	0	13
DEATHS													
14 Total, all ages	31	19	12	720.9	633.3	923.1	51	31	20	416.7	409.1	1428.6	14
15 Under 1 year	2	1	1	16.4	13.7	20.4	3	1	2	32.6	27.0	36.4	15
16 Under 28 days	2	1	1	16.4	13.7	20.4	3	1	2	32.6	27.0	36.4	16
17 Deaths from immaturity	-	-	-	0	0	0	-	-	-	0	0	0	17
18 1-4 years**	-	-	-	0	0	0	1	1	-	0	0	0	18
19 Maternal deaths	-	-	-	0	0	0	-	-	-	0	0	0	19
CAUSE OF DEATH													
20 Tuberculosis, all forms (001-019)	-	-	-	0	0	0	-	-	-	0	0	0	20
21 Syphilis and its sequelae (020-029)	-	-	-	0	0	0	-	-	-	0	0	0	21
22 Typhoid fever (040)	-	-	-	0	0	0	-	-	-	0	0	0	22
23 Dysentery, all forms (045-048)	-	-	-	0	0	0	-	-	-	0	0	0	23
24 Scarlet fever (050)	-	-	-	0	0	0	-	-	-	0	0	0	24
25 Streptococcal sore throat (051)	-	-	-	0	0	0	-	-	-	0	0	0	25
26 Diphtheria (055)	-	-	-	0	0	0	-	-	-	0	0	0	26
27 Whooping cough (056)	-	-	-	0	0	0	-	-	-	0	0	0	27
28 Meningococcal infections (057)	-	-	-	0	0	0	-	-	-	0	0	0	28
29 Acute poliomyelitis (080)	-	-	-	0	0	0	-	-	-	0	0	0	29
30 Acute infectious encephalitis (082)	-	-	-	0	0	0	-	-	-	0	0	0	30
31 Smallpox (084)	-	-	-	0	0	0	-	-	-	0	0	0	31
32 Measles (085)	-	-	-	0	0	0	-	-	-	0	0	0	32
33 Typhus and other rickettsial diseases (100-103, 105-108)	-	-	-	0	0	0	-	-	-	0	0	0	33
34 Rocky Mountain spotted fever (104)	-	-	-	0	0	0	-	-	-	0	0	0	34
35 Malaria (110-117)	-	-	-	0	0	0	-	-	-	0	0	0	35
36 All other diseases classified as infective and parasitic (030-039, 041-044, 049, 052-054, 059-074, 081, 083, 084-096, 120-138)	-	-	-	0	0	0	-	-	-	0	0	0	36
37 Malignant neoplasms, including neoplasms of lymphatic and haematopoietic tissues (140-203)	-	-	-	0	0	0	4	4	-	111.1	181.8	0	37
38 Benign and unspecified neoplasms (210-239)	-	-	-	0	0	0	-	-	-	0	0	0	38
39 Diabetes mellitus (260)	-	-	-	0	0	0	1	-	1	27.8	0	71.4	39
40 Pellagra (281)	-	-	-	0	0	0	-	-	-	0	0	0	40
41 Anemias (290-293)	-	-	-	0	0	0	-	-	-	0	0	0	41
42 Vascular lesions affecting central nervous system (330-334)	6	5	1	139.5	166.7	76.9	4	2	2	111.1	90.9	142.9	42
43 Nonmeningococcal meningitis (340)	-	-	-	0	0	0	1	1	-	27.8	45.5	0	43
44 Rheumatic fever (400-402)	-	-	-	0	0	0	-	-	-	0	0	0	44
45 Heart diseases (410-443)	16	9	7	372.1	300.0	538.5	28	16	12	777.8	727.3	857.1	45
46 Hypertension without mention of heart (444-447)	-	-	-	0	0	0	1	-	1	27.8	0	71.4	46
47 Influenza and pneumonia (480-483, 490-493)	2	-	2	46.5	0	153.8	3	3	-	83.3	136.4	0	47
48 Bronchitis (500-502)	-	-	-	0	0	0	-	-	-	0	0	0	48
49 Ulcer of stomach and duodenum (540-541)	-	-	-	0	0	0	1	1	-	27.8	45.5	0	49
50 Appendicitis (550-553)	-	-	-	0	0	0	-	-	-	0	0	0	50
51 Intestinal obstruction and hernia (560, 561, 570)	-	-	-	0	0	0	-	-	-	0	0	0	51
52 Gastritis, duodenitis, enteritis and colitis (except diarrhea of the newborn) (543, 571, 572)	-	-	-	0	0	0	-	-	-	0	0	0	52
53 Cirrhosis of liver (581)	-	-	-	0	0	0	-	-	-	0	0	0	53
54 Nephritis and nephrosis (590-594)	-	-	-	0	0	0	-	-	-	0	0	0	54
55 Hyperplasia of prostate (610)	-	-	-	0	0	0	-	-	-	0	0	0	55
56 Complications of pregnancy, childbirth and the puerperium (640-652, 670-689)	-	-	-	0	0	0	-	-	-	0	0	0	56
57 Congenital malformations (750-759)	-	-	-	0	0	0	-	-	-	0	0	0	57
58 Birth injuries, perinatal asphyxia and asfletosis (760-762)	1	1	-	23.3	33.3	0	2	1	1	55.6	45.5	71.4	58
59 Infection of the newborn (763-768)	-	-	-	0	0	0	-	-	-	0	0	0	59
60 Other diseases peculiar to early infancy, and immaturity unqualified (769-776)	1	-	1	23.3	0	76.9	-	-	-	0	0	0	60
61 Senility, without mention of psychosis (794)	-	-	-	0	0	0	-	-	-	0	0	0	61
62 Ill-defined and unknown causes (780-793, 795)	1	-	1	23.3	0	76.9	-	-	-	0	0	0	62
63 Motor vehicle accidents (E810-E835)	-	-	-	0	0	0	1	1	-	27.8	45.5	0	63
64 All other accidents (E800-E802, E840-E962)	3	3	-	69.8	100.0	0	1	1	-	27.8	45.5	0	64
65 Suicide (E963, E970, E979)	-	-	-	0	0	0	-	-	-	0	0	0	65
66 Homicide (E964, E980-E985)	-	-	-	0	0	0	1	-	1	27.8	0	71.4	66
67 All other diseases (residual)	1	1	-	23.3	33.3	0	3	1	2	83.3	45.5	142.9	67

TABLE XIV-CVITAL STATISTICS, BY CITY, BY RACE, GEORGIA, 1960
POPULATION 2,500-9,999

ITEM	Bremen						Buford						
	Number			Rate or Ratio *			Number			Rate or Ratio *			
	Total	White	Non-White	Total	White	Non-White	Total	White	Non-White	Total	White	Non-White	
1 Estimated population	3,100	2,900	200				4,200	3,200	1,000				1
LIVE BIRTHS													
2 Total	62	55	7	20.0	19.0	35.0	113	77	36	26.9	24.1	36.0	2
3 Delivered in hospital	59	54	5	95.2%	98.2%	71.4%	112	77	35	99.1%	100.0%	97.2%	3
4 Delivered in home by physician	2	1	1	3.2%	1.8%	14.3%	1	-	1	0.9%	0%	2.8%	4
5 Delivered in home by midwife	1	-	1	1.6%	0%	14.3%	-	-	-	0%	0%	0%	5
6 Other deliveries	1	-	-	0%	0%	0%	-	-	-	0%	0%	0%	6
7 Immature births	1	-	1	16.1	0	142.9	8	-	8	70.8	0	222.2	7
8 Live births to un-wed mothers	3	2	1	48.4	36.4	142.9	12	-	12	106.2	0	333.3	8
FETAL DEATHS													
9 Total	2	2	-	32.3	36.4	0	5	1	4	44.2	13.0	111.1	9
10 Under 20 weeks gestation	1	1	-	16.1	18.2	0	5	1	4	44.2	13.0	111.1	10
11 20-27 weeks gestation	-	-	-	0	0	0	-	-	-	0	0	0	11
12 28 weeks and more	1	1	-	16.1	18.2	0	-	-	-	0	0	0	12
13 Unknown length of gestation	-	-	-	0	0	0	-	-	-	0	0	0	13
DEATHS													
14 Total, all ages	29	22	7	935.5	758.6	3500.0	31	28	3	738.1	875.0	300.0	14
15 Under 1 year	1	1	-	16.1	18.2	0	3	2	1	26.5	26.0	27.8	15
16 Under 28 days	1	1	-	16.1	18.2	0	3	2	1	26.5	26.0	27.8	16
17 Deaths from immaturity	-	-	-	0	0	0	1	-	1	8.8	0	27.8	17
18 1-4 years **	1	-	1	-	-	-	-	-	-	-	-	-	18
19 Maternal deaths	-	-	-	0	0	0	-	-	-	0	0	0	19
CAUSE OF DEATH													
20 Tuberculosis, all forms (001-019)	-	-	-	0	0	0	-	-	-	0	0	0	20
21 Syphilis and its sequelae (020-029)	-	-	-	0	0	0	-	-	-	0	0	0	21
22 Typhoid fever (040)	-	-	-	0	0	0	-	-	-	0	0	0	22
23 Dysentery, all forms (045-048)	-	-	-	0	0	0	-	-	-	0	0	0	23
24 Scarlet fever (050)	-	-	-	0	0	0	-	-	-	0	0	0	24
25 Streptococcal sore throat (051)	-	-	-	0	0	0	-	-	-	0	0	0	25
26 Diphtheria (055)	-	-	-	0	0	0	-	-	-	0	0	0	26
27 Whooping cough (056)	-	-	-	0	0	0	-	-	-	0	0	0	27
28 Meningococcal infections (057)	-	-	-	0	0	0	-	-	-	0	0	0	28
29 Acute poliomyelitis (080)	-	-	-	0	0	0	-	-	-	0	0	0	29
30 Acute infectious encephalitis (082)	-	-	-	0	0	0	-	-	-	0	0	0	30
31 Smallpox (084)	-	-	-	0	0	0	-	-	-	0	0	0	31
32 Measles (085)	-	-	-	0	0	0	-	-	-	0	0	0	32
33 Typhus and other rickettsial diseases (100-103, 105-108)	-	-	-	0	0	0	-	-	-	0	0	0	33
34 Rocky Mountain spotted fever (104)	-	-	-	0	0	0	-	-	-	0	0	0	34
35 Malaria (110-117)	-	-	-	0	0	0	-	-	-	0	0	0	35
36 All other diseases classified as infective and parasitic (030-039, 041-044, 049, 052-054, 059-074, 081, 083, 086-096, 120-138)	-	-	-	0	0	0	-	-	-	0	0	0	36
37 Malignant neoplasms, including neoplasms of lymphatic and haematopoietic tissues (140-205)	2	2	-	64.5	69.0	0	2	2	-	47.6	62.5	0	37
38 Benign and unspecified neoplasms (210-239)	-	-	-	0	0	0	-	-	-	0	0	0	38
39 Diabetes mellitus (260)	-	-	-	0	0	0	-	-	-	0	0	0	39
40 Pellagra (281)	-	-	-	0	0	0	-	-	-	0	0	0	40
41 Anemias (290-293)	-	-	-	0	0	0	-	-	-	0	0	0	41
42 Vascular lesions affecting central nervous system (330-334)	1	1	-	32.3	0	500.0	10	8	2	238.1	250.0	200.0	42
43 Nonmeningococcal meningitis (340)	-	-	-	0	0	0	-	-	-	0	0	0	43
44 Rheumatic fever (400-402)	-	-	-	0	0	0	-	-	-	0	0	0	44
45 Heart diseases (410-443)	17	15	2	548.4	517.2	1000.0	8	8	-	190.5	250.0	0	45
46 Hypertension without mention of heart (444-447)	-	-	-	0	0	0	-	-	-	0	0	0	46
47 Influenza and pneumonia (480-483, 490-493)	-	-	-	0	0	0	3	3	-	71.4	93.8	0	47
48 Bronchitis (500-502)	1	1	-	32.3	0	500.0	-	-	-	0	0	0	48
49 Ulcer of stomach and duodenum (540-541)	-	-	-	0	0	0	-	-	-	0	0	0	49
50 Appendicitis (550-553)	-	-	-	0	0	0	-	-	-	0	0	0	50
51 Intestinal obstruction and hernia (560, 561, 570)	-	-	-	0	0	0	-	-	-	0	0	0	51
52 Gastritis, duodenitis, enteritis and colitis (except diarrhea of the newborn) (543, 571, 572)	-	-	-	0	0	0	-	-	-	0	0	0	52
53 Cirrhosis of liver (581)	-	-	-	0	0	0	1	1	-	23.8	31.3	0	53
54 Nephritis and nephrosis (590-594)	1	1	-	32.3	34.5	0	-	-	-	0	0	0	54
55 Hyperplasia of prostate (610)	-	-	-	0	0	0	-	-	-	0	0	0	55
56 Complications of pregnancy, childbirth and the puerperium (640-652, 670-689)	-	-	-	0	0	0	-	-	-	0	0	0	56
57 Congenital malformations (750-759)	3	2	1	96.8	69.0	500.0	-	-	-	0	0	0	57
58 Birth injuries, postnatal asphyxia and asflectosis (760-762)	-	-	-	0	0	0	1	1	-	23.8	31.3	0	58
59 Infection of the newborn (763-768)	-	-	-	0	0	0	-	-	-	0	0	0	59
60 Other diseases peculiar to early infancy, and immaturity unqualified (769-776)	-	-	-	0	0	0	2	1	1	47.6	31.3	100.0	60
61 Senility, without mention of psychosis (794)	-	-	-	0	0	0	-	-	-	0	0	0	61
62 Ill-defined and unknown causes (780-793, 795)	-	-	-	0	0	0	-	-	-	0	0	0	62
63 Motor vehicle accidents (E810-E835)	2	2	-	64.5	69.0	0	-	-	-	0	0	0	63
64 All other accidents (E800-E802, E840-E962)	-	-	-	0	0	0	1	1	-	23.8	31.3	0	64
65 Suicide (E963, E970, E979)	-	-	-	0	0	0	-	-	-	0	0	0	65
66 Homicide (E964, E980-E985)	1	-	1	32.3	0	500.0	1	1	-	23.8	31.3	0	66
67 All other diseases (residual)	1	-	1	32.3	0	500.0	2	2	-	47.6	62.5	0	67

TABLE XIV C VITAL STATISTICS, BY CITY, BY RACE, GEORGIA, 1960
POPULATION 2,500-9,999

ITEM	Cairo						Calhoun						
	Number			Rate or Ratio *			Number			Rate or Ratio *			
	Total	White	Non-White	Total	White	Non-White	Total	White	Non-White	Total	White	Non-White	
1 Estimated population	7,500	4,400	3,100				3,600	3,000	600				1
LIVE BIRTHS													
2 Total	178	81	97	23.7	18.4	31.3	85	69	16	23.6	23.0	26.7	2
3 Delivered in hospital	142	80	62	79.8%	98.8%	63.9%	85	69	16	100.0%	100.0%	100.0%	3
4 Delivered in home by physician	-	-	-	0%	0%	0%	-	-	-	0%	0%	0%	4
5 Delivered in home by midwife	36	1	35	20.2%	1.2%	36.1%	-	-	-	0%	0%	0%	5
6 Other deliveries	-	-	-	0%	0%	0%	-	-	-	0%	0%	0%	6
7 Immature births	18	3	15	101.1	37.0	154.6	4	4	-	47.1	58.0	0	7
8 Live births to un-wed mothers	22	1	21	123.6	12.3	216.5	5	3	2	58.8	43.5	125.0	8
FETAL DEATHS													
9 Total	5	2	3	28.1	24.7	30.9	1	-	1	11.8	0	62.5	9
10 Under 20 weeks gestation	1	1	-	5.6	12.3	0	1	-	1	11.8	0	62.5	10
11 20-27 weeks gestation	-	-	-	0	0	0	-	-	-	0	0	0	11
12 28 weeks and more	4	1	3	22.5	12.3	30.9	-	-	-	0	0	0	12
13 Unknown length of gestation	-	-	-	0	0	0	-	-	-	0	0	0	13
DEATHS													
14 Total, all ages	75	49	26	1000.0	113.6	838.7	54	47	7	1500.0	566.7	1166.7	14
15 Under 1 year	4	1	3	22.5	12.3	30.9	4	3	1	47.1	43.5	62.5	15
16 Under 28 days	-	-	-	0	0	0	3	3	-	35.3	43.5	0	16
17 Deaths from immaturity	-	-	-	0	0	0	-	-	-	0	0	0	17
18 1-4 years **	1	1	-	-	-	-	-	-	-	0	0	0	18
19 Maternal deaths	-	-	-	0	0	0	-	-	-	0	0	0	19
CAUSE OF DEATH													
20 Tuberculosis, all forms (001-019)	-	-	-	0	0	0	-	-	-	0	0	0	20
21 Syphilis and its sequelae (020-029)	1	-	1	13.3	0	32.3	1	-	1	27.8	0	166.7	21
22 Typhoid fever (040)	-	-	-	0	0	0	-	-	-	0	0	0	22
23 Dysentery, all forms (045-048)	-	-	-	0	0	0	-	-	-	0	0	0	23
24 Scarlet fever (050)	-	-	-	0	0	0	-	-	-	0	0	0	24
25 Streptococcal sore throat (051)	-	-	-	0	0	0	-	-	-	0	0	0	25
26 Diphtheria (055)	-	-	-	0	0	0	-	-	-	0	0	0	26
27 Whooping cough (056)	-	-	-	0	0	0	-	-	-	0	0	0	27
28 Meningococcal infections (057)	-	-	-	0	0	0	-	-	-	0	0	0	28
29 Acute poliomyelitis (080)	-	-	-	0	0	0	-	-	-	0	0	0	29
30 Acute infectious encephalitis (082)	-	-	-	0	0	0	-	-	-	0	0	0	30
31 Smallpox (084)	-	-	-	0	0	0	-	-	-	0	0	0	31
32 Measles (085)	-	-	-	0	0	0	-	-	-	0	0	0	32
33 Typhus and other rickettsial diseases (100-103, 105-108)	-	-	-	0	0	0	-	-	-	0	0	0	33
34 Rocky Mountain spotted fever (104)	-	-	-	0	0	0	-	-	-	0	0	0	34
35 Malaria (110-117)	-	-	-	0	0	0	-	-	-	0	0	0	35
36 All other diseases classified as infective and parasitic (030-039, 041-044, 049, 052-054, 059-074, 081, 083, 086-096, 120-138)	-	-	-	0	0	0	-	-	-	0	0	0	36
37 Malignant neoplasms, including neoplasms of lymphatic and haematopoietic tissues (140-205)	7	5	2	93.3	113.6	64.5	8	5	3	222.2	166.7	500.0	37
38 Benign and unspecified neoplasms (210-239)	-	-	-	0	0	0	-	-	-	0	0	0	38
39 Diabetes mellitus (260)	-	-	-	0	0	0	-	-	-	0	0	0	39
40 Pellagra (281)	-	-	-	0	0	0	-	-	-	0	0	0	40
41 Anemias (290-293)	-	-	-	0	0	0	1	1	-	27.8	33.3	0	41
42 Vascular lesions affecting central nervous system (330-334)	17	12	5	226.7	272.7	161.3	9	8	1	250.0	266.7	166.7	42
43 Nonmeningococcal meningitis (340)	1	-	1	13.3	0	32.3	-	-	-	0	0	0	43
44 Rheumatic fever (400-402)	-	-	-	0	0	0	-	-	-	0	0	0	44
45 Heart diseases (410-443)	32	20	12	426.7	454.5	387.1	19	18	1	527.8	600.0	166.7	45
46 Hypertension without mention of heart (444-447)	1	1	-	13.3	22.7	0	1	1	-	27.8	33.3	0	46
47 Influenza and pneumonia (480-483, 490-493)	1	1	-	13.3	22.7	0	1	1	-	27.8	33.3	0	47
48 Bronchitis (500-502)	-	-	-	0	0	0	-	-	-	0	0	0	48
49 Ulcer of stomach and duodenum (540-541)	-	-	-	0	0	0	1	1	-	27.8	33.3	0	49
50 Appendicitis (550-553)	-	-	-	0	0	0	-	-	-	0	0	0	50
51 Intestinal obstruction and hernia (560, 561, 570)	-	-	-	0	0	0	1	-	1	27.8	0	166.7	51
52 Gastritis, duodenitis, enteritis and colitis (except diarrhoea of the newborn) (543, 571, 572)	2	-	2	26.7	0	64.5	1	1	-	27.8	33.3	0	52
53 Cirrhosis of liver (581)	-	-	-	0	0	0	2	2	-	55.6	66.7	0	53
54 Nephritis and nephrosis (590-594)	2	1	1	26.7	22.7	32.3	1	1	-	27.8	33.3	0	54
55 Hyperplasia of prostate (610)	-	-	-	0	0	0	-	-	-	0	0	0	55
56 Complications of pregnancy, childbirth and the puerperium (640-652, 670-689)	-	-	-	0	0	0	-	-	-	0	0	0	56
57 Congenital malformations (750-759)	2	2	-	26.7	45.5	0	2	2	-	55.6	66.7	0	57
58 Birth injuries, postnatal asphyxia and atelectasis (760-762)	-	-	-	0	0	0	-	-	-	0	0	0	58
59 Infection of the newborn (763-768)	-	-	-	0	0	0	1	1	-	27.8	33.3	0	59
60 Other diseases peculiar to early infancy, and immaturity unqualified (769-776)	-	-	-	0	0	0	-	-	-	0	0	0	60
61 Senility, without mention of psychosis (794)	-	-	-	0	0	0	-	-	-	0	0	0	61
62 Ill-defined and unknown causes (780-793, 795)	-	-	-	0	0	0	-	-	-	0	0	0	62
63 Motor vehicle accidents (E810-E835)	2	2	-	26.7	45.5	0	-	-	-	0	0	0	63
64 All other accidents (E800-E802, E840-E942)	1	1	-	13.3	22.7	0	1	1	-	27.8	33.3	0	64
65 Suicide (E963, E970, E979)	-	-	-	0	0	0	1	1	-	27.8	33.3	0	65
66 Homicide (E964, E980-E985)	-	-	-	0	0	0	-	-	-	0	0	0	66
67 All other diseases (residual)	6	4	2	80.0	90.9	64.5	3	3	-	83.3	100.0	0	67

TABLE XIV-C VITAL STATISTICS, BY CITY, BY RACE, GEORGIA, 1960
POPULATION 2,500-9,999

ITEM	Camilla						Cartersville						
	Number			Rate or Ratio *			Number			Rate or Ratio *			
	Total	White	Non-White	Total	White	Non-White	Total	White	Non-White	Total	White	Non-White	
1 Estimated population	4,800	2,000	2,800				8,700	6,800	1,900				1
LIVE BIRTHS													
2 Total	163	44	119	34.0	22.0	42.5	199	137	62	22.9	20.1	32.6	2
3 Delivered in hospital	152	43	109	93.3%	97.7%	91.6%	196	136	60	98.5%	99.3%	96.8%	3
4 Delivered in home by physician	1	1	-	0.6%	2.3%	0%	-	-	-	0%	0%	0%	4
5 Delivered in home by midwife	10	-	10	6.1%	0%	8.4%	2	-	2	1.0%	0%	3.2%	5
6 Other deliveries	-	-	-	0%	0%	0%	1	1	-	0.5%	0.7%	0%	6
7 Immature births	12	1	11	73.6	22.7	92.4	21	11	10	105.5	80.3	161.3	7
8 Live births to un-wed mothers	29	1	28	177.9	22.7	235.3	15	6	9	75.4	43.8	145.2	8
FETAL DEATHS													
9 Total	2	-	2	12.3	0	16.8	9	4	5	45.2	29.2	80.6	9
10 Under 20 weeks gestation	-	-	-	0	0	0	3	3	-	15.1	21.9	0	10
11 20-27 weeks gestation	-	-	-	0	0	0	3	-	3	15.1	0	48.4	11
12 28 weeks and more	2	-	2	12.3	0	16.8	2	1	1	10.1	7.3	16.1	12
13 Unknown length of gestation	-	-	-	0	0	0	1	-	1	9.0	0	16.1	13
DEATHS													
14 Total, all ages	58	20	38	208.3	1000.0	1357.1	109	74	35	1252.9	1088.2	1842.1	14
15 Under 1 year	5	-	5	30.7	0	42.0	4	2	2	20.1	14.6	32.3	15
16 Under 28 days	1	-	1	6.1	0	8.4	2	1	1	10.1	7.3	16.1	16
17 Deaths from immaturity	-	-	-	0	0	0	-	-	-	0	0	0	17
18 1-4 years **	1	-	1	-	-	-	1	1	-	-	-	-	18
19 Maternal deaths	-	-	-	0	0	0	-	-	-	0	0	0	19
CAUSE OF DEATH													
20 Tuberculosis, all forms (001-019)	-	-	-	0	0	0	-	-	-	0	0	0	20
21 Syphilis and its sequelae (020-029)	-	-	-	0	0	0	-	-	-	0	0	0	21
22 Typhoid fever (040)	-	-	-	0	0	0	-	-	-	0	0	0	22
23 Dysentery, all forms (045-048)	1	-	1	20.8	0	35.7	-	-	-	0	0	0	23
24 Scarlet fever (050)	-	-	-	0	0	0	-	-	-	0	0	0	24
25 Streptococcal sore throat (051)	-	-	-	0	0	0	-	-	-	0	0	0	25
26 Diphtheria (055)	-	-	-	0	0	0	-	-	-	0	0	0	26
27 Whooping cough (056)	-	-	-	0	0	0	-	-	-	0	0	0	27
28 Meningococcal infections (057)	-	-	-	0	0	0	-	-	-	0	0	0	28
29 Acute poliomyelitis (080)	-	-	-	0	0	0	-	-	-	0	0	0	29
30 Acute infectious encephalitis (082)	-	-	-	0	0	0	-	-	-	0	0	0	30
31 Smallpox (084)	-	-	-	0	0	0	-	-	-	0	0	0	31
32 Measles (085)	-	-	-	0	0	0	-	-	-	0	0	0	32
33 Typhus and other rickettsial diseases (100-103, 105-108)	-	-	-	0	0	0	-	-	-	0	0	0	33
34 Rocky Mountain spotted fever (104)	-	-	-	0	0	0	-	-	-	0	0	0	34
35 Malaria (110-117)	-	-	-	0	0	0	-	-	-	0	0	0	35
36 All other diseases classified as infective and parasitic (030-039, 041-044, 049, 052-054, 059-074, 081, 083, 086-096, 120-138)	-	-	-	0	0	0	1	1	-	11.5	14.7	0	36
37 Malignant neoplasms, including neoplasms of lymphatic and haemotopoietic tissues (140-205)	5	1	4	104.2	50.0	142.9	17	13	4	195.4	191.2	210.5	37
38 Benign and unspecified neoplasms (210-239)	-	-	-	0	0	0	-	-	-	0	0	0	38
39 Diabetes mellitus (260)	2	-	2	41.7	0	71.4	-	-	-	0	0	0	39
40 Pellagra (281)	-	-	-	0	0	0	-	-	-	0	0	0	40
41 Anemias (290-293)	-	-	-	0	0	0	1	1	-	11.5	14.7	0	41
42 Vascular lesions affecting central nervous system (330-334)	5	3	2	104.2	150.0	71.4	27	17	10	310.3	250.0	526.3	42
43 Nonmeningococcal meningitis (340)	-	-	-	0	0	0	-	-	-	0	0	0	43
44 Rheumatic fever (400-402)	-	-	-	0	0	0	1	-	1	11.5	0	52.6	44
45 Heart diseases (410-443)	25	15	10	520.8	750.0	357.1	32	25	7	367.8	367.6	368.4	45
46 Hypertension without mention of heart (444-447)	-	-	-	0	0	0	2	-	2	23.0	0	105.3	46
47 Influenza and pneumonia (480-483, 490-493)	6	-	6	125.0	0	214.3	2	-	2	23.0	0	105.3	47
48 Bronchitis (500-502)	-	-	-	0	0	0	-	-	-	0	0	0	48
49 Ulcer of stomach and duodenum (540-541)	-	-	-	0	0	0	-	-	-	0	0	0	49
50 Appendicitis (550-553)	-	-	-	0	0	0	-	-	-	0	0	0	50
51 Intestinal obstruction and hernia (560, 561, 570)	-	-	-	0	0	0	2	1	1	23.0	14.7	52.6	51
52 Gastritis, duodenitis, enteritis and colitis (except diarrhea of the newborn) (543, 571, 572)	-	-	-	0	0	0	1	1	-	11.5	14.7	0	52
53 Cirrhosis of liver (581)	-	-	-	0	0	0	-	-	-	0	0	0	53
54 Nephritis and nephrosis (590-594)	-	-	-	0	0	0	-	-	-	0	0	0	54
55 Hyperplasia of prostate (610)	-	-	-	0	0	0	-	-	-	0	0	0	55
56 Complications of pregnancy, childbirth and the puerperium (640-652, 670-689)	-	-	-	0	0	0	-	-	-	0	0	0	56
57 Congenital malformations (750-759)	1	-	1	20.8	0	35.7	1	1	-	11.5	14.7	0	57
58 Birth injuries, postnatal asphyxia and atelectasis (760-762)	1	-	1	20.8	0	35.7	1	-	1	11.5	0	52.6	58
59 Infection of the newborn (763-768)	-	-	-	0	0	0	-	-	-	0	0	0	59
60 Other diseases peculiar to early infancy, and immaturity unqualified (769-776)	1	-	1	20.8	0	35.7	-	-	-	0	0	0	60
61 Senility, without mention of psychosis (794)	-	-	-	0	0	0	-	-	-	0	0	0	61
62 Ill-defined and unknown causes (780-793, 795)	-	-	-	0	0	0	1	-	1	11.5	0	52.6	62
63 Motor vehicle accidents (E810-E835)	2	-	2	41.7	0	71.4	1	1	-	11.5	14.7	0	63
64 All other accidents (E800-E802, E840-E962)	3	-	3	62.5	0	107.1	4	3	1	46.0	44.1	52.6	64
65 Suicide (E963, E970, E979)	-	-	-	0	0	0	1	1	-	11.5	14.7	0	65
66 Homicide (E964, E980-E985)	-	-	-	0	0	0	1	-	1	11.5	0	52.6	66
67 All other diseases (residual)	6	1	5	125.0	50.0	178.6	13	9	4	149.4	132.4	210.5	67

TABLE XIV-CVITAL STATISTICS, BY CITY, BY RACE, GEORGIA, 1960
POPULATION 2,500-9,999

ITEM	Cedartown						Chamblee						
	Number			Rate or Ratio *			Number			Rate or Ratio *			
	Total	White	Non-White	Total	White	Non-White	Total	White	Non-White	Total	White	Non-White	
1 Estimated population	9,400	7,900	1,500				6,700	6,700	000				1
LIVE BIRTHS													
2 Total	202	167	35	21.5	21.1	23.3	402	384	18	60.0	57.3	...	2
3 Delivered in hospital	197	166	31	97.5%	99.4%	88.6%	400	384	16	99.5%	100.0%	88.9%	3
4 Delivered in home by physician	1	-	1	0.5%	0%	2.9%	2	-	2	0.5%	0%	11.1%	4
5 Delivered in home by midwife	4	1	3	2.0%	0.6%	8.6%	-	-	-	0%	0%	0%	5
6 Other deliveries	1	-	-	0%	0%	0%	-	-	-	0%	0%	0%	6
7 Immature births	14	8	6	69.3	47.9	171.4	25	24	1	62.2	62.5	55.6	7
8 Live births to un-wed mothers	12	2	10	59.4	12.0	285.7	45	42	3	111.9	109.4	166.7	8
FETAL DEATHS													
9 Total	5	4	1	24.8	24.0	28.6	15	15	-	37.3	39.1	0	9
10 Under 20 weeks gestation	1	1	-	5.0	6.0	0	10	10	-	24.9	26.0	0	10
11 20-27 weeks gestation	1	1	-	5.0	6.0	0	-	-	-	0	0	0	11
12 28 weeks and more	3	2	1	14.9	12.0	28.6	5	5	-	12.4	13.0	0	12
13 Unknown length of gestation	-	-	-	0	0	0	-	-	-	0	0	0	13
DEATHS													
14 Total, all ages	87	62	25	925.5	784.8	1666.7	42	40	2	626.9	597.0	...	14
15 Under 1 year	5	3	2	24.8	18.0	57.1	9	7	2	22.4	18.2	111.1	15
16 Under 28 days	3	1	2	14.9	6.0	57.1	9	7	2	22.4	18.2	111.1	16
17 Deaths from immaturity	1	-	1	5.0	0	28.6	4	3	1	10.0	7.8	55.6	17
18 1-4 years**	-	-	-	-	-	-	1	1	-	-	-	-	18
19 Maternal deaths	2	1	1	99.0	59.9	285.7	-	-	-	0	0	0	19
CAUSE OF DEATH													
20 Tuberculosis, all forms (001-019)	1	1	-	10.6	12.7	0	-	-	-	0	0	...	20
21 Syphilis and its sequelae (020-029)	-	-	-	0	0	0	-	-	-	0	0	...	21
22 Typhoid fever (040)	-	-	-	0	0	0	-	-	-	0	0	...	22
23 Dysentery, all forms (045-048)	-	-	-	0	0	0	-	-	-	0	0	...	23
24 Scarlet fever (050)	-	-	-	0	0	0	-	-	-	0	0	...	24
25 Streptococcal sore throat (051)	-	-	-	0	0	0	-	-	-	0	0	...	25
26 Diphtheria (055)	-	-	-	0	0	0	-	-	-	0	0	...	26
27 Whooping cough (056)	-	-	-	0	0	0	-	-	-	0	0	...	27
28 Meningococcal infections (057)	-	-	-	0	0	0	-	-	-	0	0	...	28
29 Acute poliomyelitis (080)	-	-	-	0	0	0	-	-	-	0	0	...	29
30 Acute infectious encephalitis (082)	-	-	-	0	0	0	-	-	-	0	0	...	30
31 Smallpox (084)	-	-	-	0	0	0	-	-	-	0	0	...	31
32 Measles (085)	-	-	-	0	0	0	-	-	-	0	0	...	32
33 Typhus and other rickettsial diseases (100-103, 105-108)	-	-	-	0	0	0	-	-	-	0	0	...	33
34 Rocky Mountain spotted fever (104)	-	-	-	0	0	0	-	-	-	0	0	...	34
35 Malaria (110-117)	-	-	-	0	0	0	-	-	-	0	0	...	35
36 All other diseases classified as infective and parasitic (030-039, 041-044, 049, 052-054, 059-074, 081, 083, 086-096, 120-138)	1	-	1	10.6	0	66.7	-	-	-	0	0	...	36
37 Malignant neoplasms, including neoplasms of lymphatic and haematopoietic tissues (140-205)	10	9	1	106.4	113.9	66.7	4	4	-	59.7	59.7	...	37
38 Benign and unspecified neoplasms (210-239)	-	-	-	0	0	0	-	-	-	0	0	...	38
39 Diabetes mellitus (260)	1	-	1	10.6	0	66.7	-	-	-	0	0	...	39
40 Pellagra (281)	-	-	-	0	0	0	-	-	-	0	0	...	40
41 Anemias (290-293)	1	1	-	10.6	12.7	0	-	-	-	0	0	...	41
42 Vascular lesions affecting central nervous system (330-334)	14	7	7	148.9	88.6	466.7	3	3	-	44.8	44.8	...	42
43 Nonmeningococcal meningitis (340)	-	-	-	0	0	0	-	-	-	0	0	...	43
44 Rheumatic fever (400-402)	-	-	-	0	0	0	1	1	-	14.9	14.9	...	44
45 Heart diseases (410-443)	29	23	6	308.5	291.1	400.0	12	12	-	179.1	179.1	...	45
46 Hypertension without mention of heart (444-447)	2	2	-	21.3	25.3	0	1	1	-	14.9	14.9	...	46
47 Influenza and pneumonia (480-483, 490-493)	7	5	2	74.5	63.3	133.3	3	3	-	44.8	44.8	...	47
48 Bronchitis (500-502)	-	-	-	0	0	0	-	-	-	0	0	...	48
49 Ulcer of stomach and duodenum (540-541)	1	1	-	10.6	12.7	0	-	-	-	0	0	...	49
50 Appendicitis (550-553)	-	-	-	0	0	0	-	-	-	0	0	...	50
51 Intestinal obstruction and hernia (560, 561, 570)	1	1	-	10.6	12.7	0	-	-	-	0	0	...	51
52 Gastritis, duodenitis, enteritis and colitis (except diarrhea of the newborn) (543, 571, 572)	-	-	-	0	0	0	-	-	-	0	0	...	52
53 Cirrhosis of liver (581)	-	-	-	0	0	0	-	-	-	0	0	...	53
54 Nephritis and nephrosis (590-594)	5	2	3	53.2	25.3	200.0	-	-	-	0	0	...	54
55 Hyperplasia of prostate (610)	-	-	-	0	0	0	-	-	-	0	0	...	55
56 Complications of pregnancy, childbirth and the puerperium (640-652, 670-689)	2	1	1	21.3	12.7	66.7	-	-	-	0	0	...	56
57 Congenital malformations (750-759)	1	1	-	10.6	12.7	0	1	1	-	14.9	14.9	...	57
58 Birth injuries, postnatal asphyxia and atelectasis (760-762)	-	-	-	0	0	0	2	2	-	29.9	29.9	...	58
59 Infection of the newborn (763-768)	-	-	-	0	0	0	1	-	1	14.9	0	...	59
60 Other diseases peculiar to early infancy, and immaturity unqualified (769-776)	3	1	2	31.9	12.7	133.3	5	4	1	74.6	59.7	...	60
61 Senility, without mention of psychosis (794)	-	-	-	0	0	0	-	-	-	0	0	...	61
62 Ill-defined and unknown causes (780-793, 795)	1	1	-	10.6	12.7	0	-	-	-	0	0	...	62
63 Motor vehicle accidents (E810-E835)	3	3	-	31.9	38.0	0	5	5	-	74.6	74.6	...	63
64 All other accidents (E800-E802, E840-E962)	1	-	1	10.6	0	66.7	1	1	-	14.9	14.9	...	64
65 Suicide (E963, E970, E979)	-	-	-	0	0	0	1	1	-	14.9	14.9	...	65
66 Homicide (E964, E980-E985)	-	-	-	0	0	0	2	2	-	29.9	29.9	...	66
67 All other diseases (residual)	3	3	-	31.9	38.0	0	-	-	-	0	0	...	67

TABLE XIV-CVITAL STATISTICS, BY CITY, BY RACE, GEORGIA, 1960
POPULATION 2,500-9999

ITEM	Lexington						Cochran						
	Number			Rate or Ratio *			Number			Rate or Ratio *			
	Total	White	Non-White	Total	White	Non-White	Total	White	Non-White	Total	White	Non-White	
1 Estimated population	2,600	1,900	700				4,800	3,300	1,500				1
LIVE BIRTHS													
2 Total	65	29	36	25.0	15.3	51.4	119	66	53	24.8	20.0	35.3	2
3 Delivered in hospital	49	29	20	75.4%	100.0%	55.6%	70	65	5	58.8%	98.5%	9.4%	3
4 Delivered in home by physician	13	-	13	20.0%	0%	36.1%	3	1	2	2.5%	1.5%	3.8%	4
5 Delivered in home by midwife	3	-	3	4.6%	0%	8.3%	46	-	46	38.7%	0%	86.8%	5
6 Other deliveries	-	-	-	0%	0%	0%	-	-	-	0%	0%	0%	6
7 Immature births	7	1	6	107.7	34.5	166.7	11	6	5	92.4	90.9	94.3	7
8 Live births to un-wed mothers	13	3	10	200.0	103.4	277.8	26	1	25	218.5	15.2	471.7	8
FETAL DEATHS													
9 Total	5	2	3	76.9	69.0	83.3	5	3	2	42.0	45.5	37.7	9
10 Under 20 weeks gestation	3	2	1	46.2	69.0	27.8	4	2	2	33.6	30.3	37.7	10
11 20-27 weeks gestation	1	-	-	0	0	0	1	1	-	8.4	15.2	0	11
12 28 weeks and more	2	-	2	30.8	0	55.6	-	-	-	0	0	0	12
13 Unknown length of gestation	-	-	-	0	0	0	-	-	-	0	0	0	13
DEATHS													
14 Total, all ages	13	7	6	500.0	368.4	857.1	42	23	19	875.0	697.0	1266.7	14
15 Under 1 year	2	1	1	30.8	34.5	27.8	4	3	1	33.6	45.5	18.9	15
16 Under 28 days	2	1	1	30.8	34.5	27.8	4	3	1	33.6	45.5	18.9	16
17 Deaths from immaturity	2	1	1	30.8	34.5	27.8	2	2	-	16.8	30.3	0	17
18 1-4 years**	-	-	-	-	-	-	-	-	-	-	-	-	18
19 Maternal deaths	-	-	-	0	0	0	-	-	-	0	0	0	19
CAUSE OF DEATH													
20 Tuberculosis, all forms (001-019)	-	-	-	0	0	0	1	-	1	20.8	0	66.7	20
21 Syphilis and its sequelae (020-029)	-	-	-	0	0	0	-	-	-	0	0	0	21
22 Typhoid fever (040)	-	-	-	0	0	0	-	-	-	0	0	0	22
23 Dysentery, all forms (045-048)	-	-	-	0	0	0	-	-	-	0	0	0	23
24 Scarlet fever (050)	-	-	-	0	0	0	-	-	-	0	0	0	24
25 Streptococcal sore throat (051)	-	-	-	0	0	0	-	-	-	0	0	0	25
26 Diphtheria (055)	-	-	-	0	0	0	-	-	-	0	0	0	26
27 Whooping cough (056)	-	-	-	0	0	0	-	-	-	0	0	0	27
28 Meningococcal infections (057)	-	-	-	0	0	0	-	-	-	0	0	0	28
29 Acute poliomyelitis (080)	-	-	-	0	0	0	-	-	-	0	0	0	29
30 Acute infectious encephalitis (082)	-	-	-	0	0	0	-	-	-	0	0	0	30
31 Smallpox (084)	-	-	-	0	0	0	-	-	-	0	0	0	31
32 Measles (085)	-	-	-	0	0	0	-	-	-	0	0	0	32
33 Typhus and other rickettsial diseases (100-103, 105-108)	-	-	-	0	0	0	-	-	-	0	0	0	33
34 Rocky Mountain spotted fever (104)	-	-	-	0	0	0	-	-	-	0	0	0	34
35 Malaria (110-117)	-	-	-	0	0	0	-	-	-	0	0	0	35
36 All other diseases classified as infective and parasitic (030-039, 041-044, 049, 052-054, 059-074, 081, 083, 086-096, 120-138)	-	-	-	0	0	0	-	-	-	0	0	0	36
37 Malignant neoplasms, including neoplasms of lymphatic and haematopoietic tissues (140-205)	1	1	-	38.5	52.6	0	4	2	2	83.3	60.6	133.3	37
38 Benign and unspecified neoplasms (210-239)	-	-	-	0	0	0	-	-	-	0	0	0	38
39 Diabetes mellitus (260)	-	-	-	0	0	0	1	1	-	20.8	30.3	0	39
40 Pellagra (281)	-	-	-	0	0	0	-	-	-	0	0	0	40
41 Anemias (290-293)	-	-	-	0	0	0	-	-	-	0	0	0	41
42 Vascular lesions affecting central nervous system (330-334)	2	1	1	76.9	52.6	142.9	8	3	5	166.7	90.9	333.3	42
43 Nonmeningococcal meningitis (340)	-	-	-	0	0	0	-	-	-	0	0	0	43
44 Rheumatic fever (400-402)	-	-	-	0	0	0	-	-	-	0	0	0	44
45 Heart diseases (410-443)	5	3	2	192.3	157.9	285.7	8	7	1	166.7	212.1	66.7	45
46 Hypertension without mention of heart (444-447)	1	-	-	38.5	0	142.9	-	-	-	0	0	0	46
47 Influenza and pneumonia (480-483, 490-493)	-	-	-	0	0	0	2	1	1	41.7	30.3	66.7	47
48 Bronchitis (500-502)	-	-	-	0	0	0	-	-	-	0	0	0	48
49 Ulcer of stomach and duodenum (540-541)	-	-	-	0	0	0	-	-	-	0	0	0	49
50 Appendicitis (550-553)	-	-	-	0	0	0	-	-	-	0	0	0	50
51 Intestinal obstruction and hernia (560, 561, 570)	-	-	-	0	0	0	1	-	1	20.8	0	66.7	51
52 Gastritis, duodenitis, enteritis and colitis (except diarrhea of the newborn) (543, 571, 572)	-	-	-	0	0	0	-	-	-	0	0	0	52
53 Cirrhosis of liver (581)	-	-	-	0	0	0	1	1	-	20.8	30.3	0	53
54 Nephritis and nephrosis (590-594)	-	-	-	0	0	0	-	-	-	0	0	0	54
55 Hyperplasia of prostate (610)	-	-	-	0	0	0	-	-	-	0	0	0	55
56 Complications of pregnancy, childbirth and the puerperium (640-652, 670-689)	-	-	-	0	0	0	-	-	-	0	0	0	56
57 Congenital malformations (750-759)	-	-	-	0	0	0	-	-	-	0	0	0	57
58 Birth injuries, postnatal asphyxia and tetelosis (760-762)	-	-	-	0	0	0	1	1	-	20.8	30.3	0	58
59 Infection of the newborn (763-768)	-	-	-	0	0	0	-	-	-	0	0	0	59
60 Other diseases peculiar to early infancy, and immaturity unqualified (769-776)	2	1	1	76.9	52.6	142.9	2	2	-	41.7	60.6	0	60
61 Senility, without mention of psychosis (794)	-	-	-	0	0	0	-	-	-	0	0	0	61
62 Ill-defined and unknown causes (780-793, 795)	-	-	-	0	0	0	-	-	-	0	0	0	62
63 Motor vehicle accidents (E810-E835)	1	-	1	38.5	0	142.9	2	2	-	41.7	60.6	0	63
64 All other accidents (E800-E802, E840-E962)	1	1	-	38.5	52.6	0	-	-	-	0	0	0	64
65 Suicide (E963, E970, E979)	-	-	-	0	0	0	2	2	-	41.7	60.6	0	65
66 Homicide (E964, E980-E985)	-	-	-	0	0	0	1	-	1	20.8	0	66.7	66
67 All other diseases (residual)	-	-	-	0	0	0	8	1	7	166.7	30.3	466.7	67

TABLE XIV-C VITAL STATISTICS, BY CITY, BY RACE, GEORGIA, 1960
POPULATION 2,500- 9,999

ITEM	Commerce						Conyers						
	Number			Rate or Ratio *			Number			Rate or Ratio *			
	Total	White	Non-White	Total	White	Non-White	Total	White	Non-White	Total	White	Non-White	
1 Estimated population	3,600	3,100	500				2,900	1,700	1,200				1
LIVE BIRTHS													
2 Total	79	61	18	21.9	19.7	36.0	77	46	31	26.6	27.1	25.8	2
3 Delivered in hospital	77	61	16	97.5%	100.0%	88.9%	74	45	29	96.1%	97.8%	93.5%	3
4 Delivered in home by physician	1	-	1	1.3%	0%	5.6%	3	1	2	3.9%	2.2%	6.5%	4
5 Delivered in home by midwife	1	-	1	1.3%	0%	5.6%	-	-	-	0%	0%	0%	5
6 Other deliveries	-	-	-	0%	0%	0%	-	-	-	0%	0%	0%	6
7 Immature births	5	-	5	63.3	0	277.8	5	2	3	64.9	43.5	96.8	7
8 Live births to un-wed mothers	4	2	2	50.6	32.8	111.1	7	-	7	90.9	0	225.8	8
FETAL DEATHS													
9 Total	2	2	-	25.3	32.8	0	1	-	1	13.0	0	32.3	9
10 Under 20 weeks gestation	-	-	-	0	0	0	1	-	1	13.0	0	32.3	10
11 20-27 weeks gestation	-	-	-	0	0	0	-	-	-	0	0	0	11
12 28 weeks and more	2	2	-	25.3	32.8	0	-	-	-	0	0	0	12
13 Unknown length of gestation	-	-	-	0	0	0	-	-	-	0	0	0	13
DEATHS													
14 Total, all ages	29	24	5	805.6	774.2	1000.0	35	20	15	206.9	176.5	1250.0	14
15 Under 1 year	2	1	1	25.3	16.4	55.6	3	1	2	39.0	21.7	64.5	15
16 Under 28 days	1	1	-	12.7	16.4	0	2	1	1	26.0	21.7	32.3	16
17 Deaths from immaturity	1	1	-	12.7	16.4	0	-	-	-	0	0	0	17
18 1-4 years **	-	-	-	-	-	-	1	1	-	-	-	-	18
19 Maternal deaths	-	-	-	0	0	0	-	-	-	0	0	0	19
CAUSE OF DEATH													
20 Tuberculosis, all forms (001-019)	-	-	-	0	0	0	-	-	-	0	0	0	20
21 Syphilis and its sequelae (020-029)	-	-	-	0	0	0	-	-	-	0	0	0	21
22 Typhoid fever (040)	-	-	-	0	0	0	-	-	-	0	0	0	22
23 Dysentery, all forms (045-048)	-	-	-	0	0	0	-	-	-	0	0	0	23
24 Scarlet fever (050)	-	-	-	0	0	0	-	-	-	0	0	0	24
25 Streptococcal sore throat (051)	-	-	-	0	0	0	-	-	-	0	0	0	25
26 Diphtheria (055)	-	-	-	0	0	0	-	-	-	0	0	0	26
27 Whooping cough (056)	-	-	-	0	0	0	-	-	-	0	0	0	27
28 Meningococcal infections (057)	-	-	-	0	0	0	-	-	-	0	0	0	28
29 Acute poliomyelitis (080)	-	-	-	0	0	0	-	-	-	0	0	0	29
30 Acute infectious encephalitis (082)	-	-	-	0	0	0	-	-	-	0	0	0	30
31 Smallpox (084)	-	-	-	0	0	0	-	-	-	0	0	0	31
32 Measles (085)	-	-	-	0	0	0	-	-	-	0	0	0	32
33 Typhus and other rickettsial diseases (100-103, 105-108)	-	-	-	0	0	0	-	-	-	0	0	0	33
34 Rocky Mountain spotted fever (104)	-	-	-	0	0	0	-	-	-	0	0	0	34
35 Malaria (110-117)	-	-	-	0	0	0	-	-	-	0	0	0	35
36 All other diseases classified as infective and parasitic (030-039, 041-044, 049, 052-054, 059-074, 081, 083, 086-096, 120-138)	-	-	-	0	0	0	-	-	-	0	0	0	36
37 Malignant neoplasms, including neoplasms of lymphatic and haematopoietic tissues (140-203)	4	2	2	111.1	64.5	400.0	1	1	-	34.5	58.8	0	37
38 Benign and unspecified neoplasms (210-239)	-	-	-	0	0	0	-	-	-	0	0	0	38
39 Diabetes mellitus (260)	-	-	-	0	0	0	1	-	1	34.5	0	83.3	39
40 Pellagra (281)	-	-	-	0	0	0	-	-	-	0	0	0	40
41 Anemias (290-293)	-	-	-	0	0	0	-	-	-	0	0	0	41
42 Vascular lesions affecting central nervous system (330-334)	4	4	-	111.1	129.0	0	9	5	4	310.3	294.1	333.3	42
43 Nonmeningococcal meningitis (340)	-	-	-	0	0	0	-	-	-	0	0	0	43
44 Rheumatic fever (400-402)	-	-	-	0	0	0	-	-	-	0	0	0	44
45 Heart diseases (410-443)	14	12	2	388.9	387.1	400.0	15	10	5	517.2	588.2	416.7	45
46 Hypertension without mention of heart (444-447)	-	-	-	0	0	0	1	-	1	34.5	0	83.3	46
47 Influenza and pneumonia (480-483, 490-493)	1	1	-	27.8	32.3	0	2	1	1	69.0	58.8	83.3	47
48 Bronchitis (500-502)	-	-	-	0	0	0	-	-	-	0	0	0	48
49 Ulcer of stomach and duodenum (540-541)	1	1	-	27.8	32.3	0	-	-	-	0	0	0	49
50 Appendicitis (550-553)	-	-	-	0	0	0	-	-	-	0	0	0	50
51 Intestinal obstruction and hernia (560, 561, 570)	-	-	-	0	0	0	1	1	-	34.5	58.8	0	51
52 Gastritis, duodenitis, enteritis and colitis (except diarrhea of the newborn) (543, 571, 572)	-	-	-	0	0	0	-	-	-	0	0	0	52
53 Cirrhosis of liver (581)	-	-	-	0	0	0	-	-	-	0	0	0	53
54 Nephritis and nephrosis (590-594)	-	-	-	0	0	0	-	-	-	0	0	0	54
55 Hyperplasia of prostate (610)	-	-	-	0	0	0	-	-	-	0	0	0	55
56 Complications of pregnancy, childbirth and the puerperium (640-652, 670-689)	-	-	-	0	0	0	-	-	-	0	0	0	56
57 Congenital malformations (750-759)	-	-	-	0	0	0	1	1	-	34.5	58.8	0	57
58 Birth injuries, postnatal asphyxia and atelectasis (760-762)	-	-	-	0	0	0	-	-	-	0	0	0	58
59 Infection of the newborn (763-768)	-	-	-	0	0	0	-	-	-	0	0	0	59
60 Other diseases peculiar to early infancy, and immaturity unqualified (769-776)	1	1	-	27.8	32.3	0	1	-	1	34.5	0	83.3	60
61 Senility, without mention of psychosis (794)	-	-	-	0	0	0	-	-	-	0	0	0	61
62 Ill-defined and unknown causes (780-793, 795)	2	1	1	55.6	32.3	200.0	-	-	-	0	0	0	62
63 Motor vehicle accidents (E810-E835)	-	-	-	0	0	0	-	-	-	0	0	0	63
64 All other accidents (E800-E802, E840-E962)	2	2	-	55.6	64.5	0	2	1	1	69.0	58.8	83.3	64
65 Suicide (E963, E970, E979)	-	-	-	0	0	0	-	-	-	0	0	0	65
66 Homicide (E964, E980-E985)	-	-	-	0	0	0	1	-	1	34.5	0	83.3	66
67 All other diseases (residual)	-	-	-	0	0	0	-	-	-	0	0	0	67

TABLE XIV-CVITAL STATISTICS, BY CITY BY RACE, GEORGIA, 1960
POPULATION 2,500-9,999

ITEM	Cornelia						Covington					
	Number			Rate or Ratio *			Number			Rate or Ratio *		
	Total	White	Non-White	Total	White	Non-White	Total	White	Non-White	Total	White	Non-White
1 Estimated population	2,900	2,600	300				8,200	4,500	3,700			
LIVE BIRTHS												
2 Total	36	34	2	12.4	13.1	6.7	207	90	117	25.2	20.0	31.6
3 Delivered in hospital	36	34	2	100.0%	100.0%	100.0%	180	90	90	87.0%	100.0%	76.9%
4 Delivered in home by physician	-	-	-	0%	0%	0%	-	-	-	0%	0%	0%
5 Delivered in home by midwife	-	-	-	0%	0%	0%	27	-	27	13.0%	0%	23.1%
6 Other deliveries	-	-	-	0%	0%	0%	-	-	-	0%	0%	0%
7 Immature births	1	1	-	27.8	29.4	0	25	6	19	120.8	66.7	162.4
8 Live births to un-wed mothers	3	2	1	83.3	58.8	500.0	25	-	25	120.8	0	213.7
FETAL DEATHS												
9 Total	3	3	-	83.3	88.2	0	4	2	2	19.3	22.2	17.1
10 Under 20 weeks gestation	2	2	-	55.6	58.8	0	-	-	-	0	0	0
11 20-27 weeks gestation	1	1	-	27.8	29.4	0	1	1	-	4.8	11.1	0
12 28 weeks and more	-	-	-	0	0	0	3	1	2	14.5	11.1	17.1
13 Unknown length of gestation	-	-	-	0	0	0	-	-	-	0	0	0
DEATHS												
14 Total, all ages	29	22	7	100.0	846.2	2333.3	100	58	42	219.5	1288.9	1135.1
15 Under 1 year	3	3	-	83.3	88.2	0	10	5	5	48.3	55.6	42.7
16 Under 28 days	3	3	-	83.3	88.2	0	9	4	5	43.5	44.4	42.7
17 Deaths from immaturity	2	2	-	55.6	58.8	0	3	1	2	14.5	11.1	17.1
18 1-4 years **	-	-	-	-	-	-	1	-	1	-	-	-
19 Maternal deaths	-	-	-	0	0	0	-	-	-	0	0	0
CAUSE OF DEATH												
20 Tuberculosis, all forms (001-019)	-	-	-	0	0	0	1	1	-	12.2	22.2	0
21 Syphilis and its sequelae (020-029)	-	-	-	0	0	0	-	-	-	0	0	0
22 Typhoid fever (040)	-	-	-	0	0	0	-	-	-	0	0	0
23 Dysentery, all forms (045-048)	-	-	-	0	0	0	-	-	-	0	0	0
24 Scarlet fever (050)	-	-	-	0	0	0	-	-	-	0	0	0
25 Streptococcal sore throat (051)	-	-	-	0	0	0	-	-	-	0	0	0
26 Diphtheria (055)	-	-	-	0	0	0	-	-	-	0	0	0
27 Whooping cough (056)	-	-	-	0	0	0	-	-	-	0	0	0
28 Meningococcal infections (057)	-	-	-	0	0	0	-	-	-	0	0	0
29 Acute poliomyelitis (080)	-	-	-	0	0	0	-	-	-	0	0	0
30 Acute infectious encephalitis (082)	-	-	-	0	0	0	-	-	-	0	0	0
31 Smallpox (084)	-	-	-	0	0	0	-	-	-	0	0	0
32 Measles (085)	-	-	-	0	0	0	-	-	-	0	0	0
33 Typhus and other rickettsial diseases (100-103, 105-108)	-	-	-	0	0	0	-	-	-	0	0	0
34 Rocky Mountain spotted fever (104)	-	-	-	0	0	0	-	-	-	0	0	0
35 Malaria (110-117)	-	-	-	0	0	0	-	-	-	0	0	0
36 All other diseases classified as infective and parasitic (030-039, 041-044, 049, 052-054, 059-074, 081, 083, 086-096, 120-138)	-	-	-	0	0	0	-	-	-	0	0	0
37 Malignant neoplasms, including neoplasms of lymphatic and haematopoietic tissues (140-205)	3	3	-	103.4	115.4	0	12	9	3	146.3	200.0	81.1
38 Benign and unspecified neoplasms (210-239)	-	-	-	0	0	0	-	-	-	0	0	0
39 Diabetes mellitus (260)	-	-	-	0	0	0	1	-	1	12.2	0	27.0
40 Pellagra (281)	-	-	-	0	0	0	-	-	-	0	0	0
41 Anemias (290-293)	-	-	-	0	0	0	1	1	-	12.2	22.2	0
42 Vascular lesions affecting central nervous system (330-334)	6	5	1	206.9	192.3	333.3	20	7	13	243.9	155.6	351.4
43 Nonmeningococcal meningitis (340)	-	-	-	0	0	0	-	-	-	0	0	0
44 Rheumatic fever (400-402)	-	-	-	0	0	0	-	-	-	0	0	0
45 Heart diseases (410-443)	4	2	2	137.9	76.9	666.7	24	18	6	292.7	400.0	162.2
46 Hypertension without mention of heart (444-447)	1	1	-	34.5	38.5	0	1	1	-	12.2	22.2	0
47 Influenza and pneumonia (480-483, 490-493)	3	3	-	103.4	115.4	0	-	-	-	0	0	0
48 Bronchitis (500-502)	-	-	-	0	0	0	-	-	-	0	0	0
49 Ulcer of stomach and duodenum (540-541)	-	-	-	0	0	0	1	-	1	12.2	0	27.0
50 Appendicitis (550-553)	-	-	-	0	0	0	-	-	-	0	0	0
51 Intestinal obstruction and hernia (560, 561, 570)	-	-	-	0	0	0	-	-	-	0	0	0
52 Gastritis, duodenitis, enteritis and colitis (except diarrhea of the newborn) (543, 571, 572)	-	-	-	0	0	0	-	-	-	0	0	0
53 Cirrhosis of liver (581)	-	-	-	0	0	0	-	-	-	0	0	0
54 Nephritis and nephrosis (590-594)	-	-	-	0	0	0	3	3	-	36.6	66.7	0
55 Hyperplasia of prostate (610)	-	-	-	0	0	0	-	-	-	0	0	0
56 Complications of pregnancy, childbirth and the puerperium (640-652, 670-689)	-	-	-	0	0	0	-	-	-	0	0	0
57 Congenital malformations (750-759)	-	-	-	0	0	0	-	-	-	0	0	0
58 Birth injuries, postnatal asphyxia and atelectasis (760-762)	-	-	-	0	0	0	2	1	1	24.4	22.2	27.0
59 Infection of the newborn (763-768)	-	-	-	0	0	0	1	-	1	12.2	0	27.0
60 Other diseases peculiar to early infancy, and immaturity unqualified (769-776)	3	3	-	103.4	115.4	0	5	2	3	61.0	44.4	81.1
61 Senility, without mention of psychosis (794)	-	-	-	0	0	0	-	-	-	0	0	0
62 Ill-defined and unknown causes (780-793, 795)	3	-	-	0	0	0	1	-	1	12.2	0	27.0
63 Motor vehicle accidents (E810-E835)	3	3	-	103.4	115.4	0	3	2	1	36.6	44.4	27.0
64 All other accidents (E800-E802, E840-E962)	1	-	1	34.5	0	333.3	9	3	6	109.8	66.7	162.2
65 Suicide (E963, E970, E979)	-	-	-	0	0	0	-	-	-	0	0	0
66 Homicide (E964, E980-E985)	-	-	-	0	0	0	2	-	2	24.4	0	54.1
67 All other diseases (residual)	5	2	3	172.4	76.9	1000.0	13	10	3	158.5	222.2	81.1

TABLE XIV-CVITAL STATISTICS, BY CITY, BY RACE, GEORGIA, 1960
POPULATION 2,500-9,999

ITEM	Cuthbert						DeKalb						
	Number			Rate or Ratio *			Number			Rate or Ratio *			
	Total	White	Non-White	Total	White	Non-White	Total	White	Non-White	Total	White	Non-White	
1 Estimated population	4,300	1,600	2,700				2,600	2,500	100				1
LIVE BIRTHS													
2 Total	77	28	49	17.9	17.5	18.1	60	55	5	23.1	22.0	50.0	2
3 Delivered in hospital	35	27	8	45.5%	96.4%	16.3%	57	52	5	95.0%	94.5%	100.0%	3
4 Delivered in home by physician	1	-	1	1.3%	0%	2.0%	-	-	-	0%	0%	0%	4
5 Delivered in home by midwife	41	1	40	53.2%	3.6%	81.6%	3	3	-	5.0%	5.5%	0%	5
6 Other deliveries	-	-	-	0%	0%	0%	-	-	-	0%	0%	0%	6
7 Immature births	4	1	3	51.9	35.7	61.2	2	2	-	33.3	36.4	0	7
8 Live births to un-wed mothers	12	-	12	155.8	0	244.9	4	4	-	66.7	72.7	0	8
FETAL DEATHS													
9 Total	3	-	3	39.0	0	61.2	1	1	-	16.7	18.2	0	9
10 Under 20 weeks gestation	-	-	-	0	0	0	-	-	-	0	0	0	10
11 20-27 weeks gestation	2	-	2	26.0	0	40.8	1	1	-	16.7	18.2	0	11
12 28 weeks and more	1	-	1	13.0	0	20.4	-	-	-	0	0	0	12
13 Unknown length of gestation	-	-	-	0	0	0	-	-	-	0	0	0	13
DEATHS													
14 Total, all ages	76	29	47	1767.4	1812.5	1740.7	10	10	-	384.6	400.0	0	14
15 Under 1 year	4	-	4	51.9	0	81.6	-	-	-	0	0	0	15
16 Under 28 days	2	-	2	26.0	0	40.8	-	-	-	0	0	0	16
17 Deaths from immaturity	-	-	-	0	0	0	-	-	-	0	0	0	17
18 1-4 years **	1	-	1	-	-	-	-	-	-	0	0	0	18
19 Maternal deaths	-	-	-	0	0	0	-	-	-	0	0	0	19
CAUSE OF DEATH													
20 Tuberculosis, all forms (001-019)	-	-	-	0	0	0	-	-	-	0	0	0	20
21 Syphilis and its sequelae (020-029)	-	-	-	0	0	0	-	-	-	0	0	0	21
22 Typhoid fever (040)	-	-	-	0	0	0	-	-	-	0	0	0	22
23 Dysentery, all forms (045-048)	-	-	-	0	0	0	-	-	-	0	0	0	23
24 Scarlet fever (050)	-	-	-	0	0	0	-	-	-	0	0	0	24
25 Streptococcal sore throat (051)	-	-	-	0	0	0	-	-	-	0	0	0	25
26 Diphtheria (055)	-	-	-	0	0	0	-	-	-	0	0	0	26
27 Whooping cough (056)	-	-	-	0	0	0	-	-	-	0	0	0	27
28 Meningococcal infections (057)	-	-	-	0	0	0	-	-	-	0	0	0	28
29 Acute poliomyelitis (080)	-	-	-	0	0	0	-	-	-	0	0	0	29
30 Acute infectious encephalitis (082)	-	-	-	0	0	0	-	-	-	0	0	0	30
31 Smallpox (084)	-	-	-	0	0	0	-	-	-	0	0	0	31
32 Measles (085)	-	-	-	0	0	0	-	-	-	0	0	0	32
33 Typhus and other rickettsial diseases (100-103, 105-108)	-	-	-	0	0	0	-	-	-	0	0	0	33
34 Rocky Mountain spotted fever (104)	-	-	-	0	0	0	-	-	-	0	0	0	34
35 Malaria (110-117)	-	-	-	0	0	0	-	-	-	0	0	0	35
36 All other diseases classified as infective and parasitic (030-039, 041-044, 049, 052-054, 059-074, 081, 083, 086-096, 120-138)	-	-	-	0	0	0	-	-	-	0	0	0	36
37 Malignant neoplasms, including neoplasms of lymphatic and haematopoietic tissues (140-205)	6	2	4	139.5	125.0	148.1	1	1	-	38.5	40.0	0	37
38 Benign and unspecified neoplasms (210-239)	-	-	-	0	0	0	-	-	-	0	0	0	38
39 Diabetes mellitus (260)	-	-	-	0	0	0	-	-	-	0	0	0	39
40 Pellagra (281)	-	-	-	0	0	0	-	-	-	0	0	0	40
41 Anemias (290-293)	-	-	-	0	0	0	-	-	-	0	0	0	41
42 Vascular lesions affecting central nervous system (330-334)	9	2	7	209.3	125.0	259.3	-	-	-	0	0	0	42
43 Nonmeningococcal meningitis (340)	-	-	-	0	0	0	-	-	-	0	0	0	43
44 Rheumatic fever (400-402)	-	-	-	0	0	0	-	-	-	0	0	0	44
45 Heart diseases (410-443)	34	16	18	790.7	1000.0	666.7	7	7	-	269.2	280.0	0	45
46 Hypertension without mention of heart (444-447)	1	1	-	23.3	62.5	0	-	-	-	0	0	0	46
47 Influenza and pneumonia (480-483, 490-493)	3	2	1	69.8	125.0	37.0	1	1	-	38.5	40.0	0	47
48 Bronchitis (500-502)	-	-	-	0	0	0	-	-	-	0	0	0	48
49 Ulcer of stomach and duodenum (540-541)	1	1	-	23.3	62.5	0	-	-	-	0	0	0	49
50 Appendicitis (550-553)	-	-	-	0	0	0	-	-	-	0	0	0	50
51 Intestinal obstruction and hernia (560, 561, 570)	-	-	-	0	0	0	-	-	-	0	0	0	51
52 Gastritis, duodenitis, enteritis and colitis (except diarrhea of the newborn) (543, 571, 572)	-	-	-	0	0	0	-	-	-	0	0	0	52
53 Cirrhosis of liver (581)	-	-	-	0	0	0	1	1	-	38.5	40.0	0	53
54 Nephritis and nephrosis (590-594)	-	-	-	0	0	0	-	-	-	0	0	0	54
55 Hyperplasia of prostate (610)	3	2	1	69.8	125.0	37.0	-	-	-	0	0	0	55
56 Complications of pregnancy, childbirth and the puerperium (640-652, 670-689)	-	-	-	0	0	0	-	-	-	0	0	0	56
57 Congenital malformations (750-759)	1	-	1	23.3	0	37.0	-	-	-	0	0	0	57
58 Birth injuries, postnatal asphyxia and atelectasis (760-762)	1	-	1	23.3	0	37.0	-	-	-	0	0	0	58
59 Infection of the newborn (763-768)	-	-	-	0	0	0	-	-	-	0	0	0	59
60 Other diseases peculiar to early infancy, and immaturity unqualified (769-776)	-	-	-	0	0	0	-	-	-	0	0	0	60
61 Senility, without mention of psychosis (794)	-	-	-	0	0	0	-	-	-	0	0	0	61
62 Ill-defined and unknown causes (780-793, 795)	-	-	-	0	0	0	-	-	-	0	0	0	62
63 Motor vehicle accidents (E810-E835)	2	-	2	46.5	0	74.1	-	-	-	0	0	0	63
64 All other accidents (E800-E802, E840-E962)	4	1	3	93.0	62.5	111.1	-	-	-	0	0	0	64
65 Suicide (E963, E970, E979)	1	-	1	23.3	0	37.0	-	-	-	0	0	0	65
66 Homicide (E964, E980-E985)	1	-	1	23.3	0	37.0	-	-	-	0	0	0	66
67 All other diseases (residual)	9	2	7	209.3	125.0	259.3	-	-	-	0	0	0	67

TABLE XIV-CVITAL STATISTICS, BY CITY, BY RACE, GEORGIA, 1960
POPULATION 2,500-9,999

ITEM	Dawson						Donalsonville						
	Number			Rate or Ratio *			Number			Rate or Ratio *			
	Total	White	Non-White	Total	White	Non-White	Total	White	Non-White	Total	White	Non-White	
1 Estimated population	5,100	2,100	3,000				2,600	1,600	1,000				1
LIVE BIRTHS													
2 Total	127	34	93	24.9	16.2	31.0	76	33	43	29.2	20.6	43.0	2
3 Delivered in hospital	66	34	32	52.0%	100.0%	34.4%	63	33	30	82.9%	100.0%	69.8%	3
4 Delivered in home by physician	4	-	4	3.1%	0%	4.3%	-	-	-	0%	0%	0%	4
5 Delivered in home by midwife	57	-	57	44.9%	0%	61.3%	13	-	13	17.1%	0%	30.2%	5
6 Other deliveries	-	-	-	0%	0%	0%	-	-	-	0%	0%	0%	6
7 Immature births	13	1	12	102.4	29.4	129.0	3	1	2	39.5	30.3	46.5	7
8 Live births to un-wed mothers	26	-	26	204.7	0	279.6	16	1	15	210.5	30.3	348.8	8
FETAL DEATHS													
9 Total	5	-	5	39.4	0	53.8	1	-	1	13.2	0	23.3	9
10 Under 20 weeks gestation	-	-	-	0	0	0	-	-	-	0	0	0	10
11 20-27 weeks gestation	3	-	3	23.6	0	32.3	-	-	-	0	0	0	11
12 28 weeks and more	1	-	1	7.9	0	10.8	1	-	1	13.2	0	23.3	12
13 Unknown length of gestation	1	-	1	7.9	0	10.8	-	-	-	0	0	0	13
DEATHS													
14 Total, all ages	72	36	36	411.8	1714.3	1200.0	38	21	17	461.5	1312.5	1700.0	14
15 Under 1 year	4	-	4	31.5	0	43.0	4	-	4	52.6	0	93.0	15
16 Under 28 days	4	-	4	31.5	0	43.0	1	-	1	13.2	0	23.3	16
17 Deaths from immaturity	4	-	4	31.5	0	43.0	-	-	-	0	0	0	17
18 1-4 years **	1	-	1	-	-	-	1	-	1	-	-	-	18
19 Maternal deaths	-	-	-	0	0	0	-	-	-	0	0	0	19
CAUSE OF DEATH													
20 Tuberculosis, all forms (001-019)	1	-	1	19.6	0	33.3	-	-	-	0	0	0	20
21 Syphilis and its sequelae (020-029)	-	-	-	0	0	0	-	-	-	0	0	0	21
22 Typhoid fever (040)	-	-	-	0	0	0	-	-	-	0	0	0	22
23 Dysentery, all forms (045-048)	-	-	-	0	0	0	-	-	-	0	0	0	23
24 Scarlet fever (050)	-	-	-	0	0	0	-	-	-	0	0	0	24
25 Streptococcal sore throat (051)	-	-	-	0	0	0	-	-	-	0	0	0	25
26 Diphtheria (055)	-	-	-	0	0	0	-	-	-	0	0	0	26
27 Whooping cough (056)	-	-	-	0	0	0	-	-	-	0	0	0	27
28 Meningococcal infections (057)	-	-	-	0	0	0	-	-	-	0	0	0	28
29 Acute poliomyelitis (080)	-	-	-	0	0	0	-	-	-	0	0	0	29
30 Acute infectious encephalitis (082)	-	-	-	0	0	0	-	-	-	0	0	0	30
31 Smallpox (084)	-	-	-	0	0	0	-	-	-	0	0	0	31
32 Measles (085)	-	-	-	0	0	0	-	-	-	0	0	0	32
33 Typhus and other rickettsial diseases (100-103, 105-108)	-	-	-	0	0	0	-	-	-	0	0	0	33
34 Rocky Mountain spotted fever (104)	-	-	-	0	0	0	-	-	-	0	0	0	34
35 Malaria (110-117)	-	-	-	0	0	0	-	-	-	0	0	0	35
36 All other diseases classified as Infective and parasitic (030-039, 041-044, 049, 052-054, 059-074, 081, 083, 086-096, 120-138)	-	-	-	0	0	0	1	-	1	38.5	0	100.0	36
37 Malignant neoplasms, including neoplasms of lymphatic and haematopoietic tissues (140-205)	7	5	2	137.3	238.1	66.7	1	-	1	38.5	0	100.0	37
38 Benign and unspecified neoplasms (210-239)	-	-	-	0	0	0	-	-	-	0	0	0	38
39 Diabetes mellitus (260)	1	-	1	19.6	0	33.3	-	-	-	0	0	0	39
40 Pellagra (281)	-	-	-	0	0	0	-	-	-	0	0	0	40
41 Anemias (290-293)	-	-	-	0	0	0	-	-	-	0	0	0	41
42 Vascular lesions affecting central nervous system (330-334)	14	5	9	274.5	238.1	300.0	7	5	2	269.2	312.5	200.0	42
43 Nonmeningococcal meningitis (340)	-	-	-	0	0	0	-	-	-	0	0	0	43
44 Rheumatic fever (400-402)	-	-	-	0	0	0	-	-	-	0	0	0	44
45 Heart diseases (410-443)	20	12	8	392.2	571.4	266.7	12	6	6	461.5	375.0	600.0	45
46 Hypertension without mention of heart (444-447)	1	1	-	19.6	47.6	0	-	-	-	0	0	0	46
47 Influenza and pneumonia (480-483, 490-493)	5	1	4	98.0	47.6	133.3	4	2	2	153.8	125.0	200.0	47
48 Bronchitis (500-502)	-	-	-	0	0	0	-	-	-	0	0	0	48
49 Ulcer of stomach and duodenum (540-541)	-	-	-	0	0	0	-	-	-	0	0	0	49
50 Appendicitis (550-553)	-	-	-	0	0	0	-	-	-	0	0	0	50
51 Intestinal obstruction and hernia (560, 561, 570)	-	-	-	0	0	0	1	1	-	38.5	62.5	0	51
52 Gastritis, duodenitis, enteritis and colitis (except diarrhea of the newborn) (543, 571, 572)	-	-	-	0	0	0	1	-	1	38.5	0	100.0	52
53 Cirrhosis of liver (581)	-	-	-	0	0	0	1	1	-	38.5	62.5	0	53
54 Nephritis and nephrosis (590-594)	2	-	2	39.2	0	66.7	-	-	-	0	0	0	54
55 Hyperplasia of prostate (610)	-	-	-	0	0	0	-	-	-	0	0	0	55
56 Complications of pregnancy, childbirth and the puerperium (640-652, 670-689)	-	-	-	0	0	0	-	-	-	0	0	0	56
57 Congenital malformations (750-759)	-	-	-	0	0	0	-	-	-	0	0	0	57
58 Birth injuries, postnatal asphyxia and atelectasis (760-762)	-	-	-	0	0	0	-	-	-	0	0	0	58
59 Infection of the newborn (763-768)	-	-	-	0	0	0	1	-	1	38.5	0	100.0	59
60 Other diseases peculiar to early infancy, and immaturity unqualified (769-774)	4	-	4	78.4	0	133.3	1	-	1	38.5	0	100.0	60
61 Senility, without mention of psychosis (794)	-	-	-	0	0	0	-	-	-	0	0	0	61
62 Ill-defined and unknown causes (780-793, 795)	4	4	-	78.4	190.5	0	1	1	-	38.5	62.5	0	62
63 Motor vehicle accidents (E810-E835)	2	1	1	39.2	47.6	33.3	3	1	1	38.5	62.5	0	63
64 All other accidents (E800-E802, E840-E962)	2	-	2	39.2	0	0	-	-	-	0	0	0	64
65 Suicide (E963, E970, E979)	-	-	-	0	0	0	-	-	-	0	0	0	65
66 Homicide (E964, E980-E985)	2	-	2	39.2	0	66.7	-	-	-	0	0	0	66
67 All other diseases (residual)	9	7	2	176.5	333.3	66.7	3	3	-	115.4	187.5	0	67

TABLE XIV-C VITAL STATISTICS, BY CITY, BY RACE, GEORGIA, 1960
POPULATION 2,500-9,999

ITEM	Doraville						Douglas						
	Number			Rate or Ratio *			Number			Rate or Ratio *			
	Total	White	Non-White	Total	White	Non-White	Total	White	Non-White	Total	White	Non-White	
1 Estimated population	4,500	4,300	200				8,800	6,200	2,600				1
LIVE BIRTHS													
2 Total	188	181	7	41.8	42.1	35.0	255	157	98	29.0	25.3	37.7	2
3 Delivered in hospital	188	181	7	100.0%	100.0%	100.0%	205	156	49	80.4%	99.4%	50.0%	3
4 Delivered in home by physician	-	-	-	0%	0%	0%	1	1	-	0.4%	0.6%	0%	4
5 Delivered in home by midwife	-	-	-	0%	0%	0%	49	-	49	19.2%	0%	50.0%	5
6 Other deliveries	-	-	-	0%	0%	0%	-	-	-	0%	0%	0%	6
7 Immature births	21	20	1	111.7	110.5	142.9	16	5	11	62.7	31.8	112.2	7
8 Live births to un-wed mothers	4	1	3	21.3	5.5	428.6	38	3	35	149.0	19.1	357.1	8
FETAL DEATHS													
9 Total	7	7	-	37.2	38.7	0	6	4	2	23.5	25.5	20.4	9
10 Under 20 weeks gestation	3	3	-	16.0	16.6	0	4	3	1	15.7	19.1	10.2	10
11 20-27 weeks gestation	2	2	-	10.6	11.0	0	1	-	1	3.9	0	10.2	11
12 28 weeks and more	2	2	-	10.6	11.0	0	1	1	-	3.9	6.4	0	12
13 Unknown length of gestation	-	-	-	0	0	0	-	-	-	0	0	0	13
DEATHS													
14 Total, all ages	33	32	1	733.3	744.2	500.0	81	45	36	920.5	725.8	1384.6	14
15 Under 1 year	9	9	-	47.9	49.7	0	6	4	2	23.5	25.5	20.4	15
16 Under 28 days	7	7	-	37.2	38.7	0	6	4	2	23.5	25.5	20.4	16
17 Deaths from immaturity	-	-	-	0	0	0	3	2	1	11.8	12.7	10.2	17
18 1-4 years **	1	1	-	0	0	0	1	-	1	0	0	0	18
19 Maternal deaths	-	-	-	0	0	0	-	-	-	0	0	0	19
CAUSE OF DEATH													
20 Tuberculosis, all forms (001-019)	-	-	-	0	0	0	-	-	-	0	0	0	20
21 Syphilis and its sequelae (020-029)	-	-	-	0	0	0	2	1	1	22.7	16.1	38.5	21
22 Typhoid fever (040)	-	-	-	0	0	0	-	-	-	0	0	0	22
23 Dysentery, all forms (045-048)	-	-	-	0	0	0	-	-	-	0	0	0	23
24 Scarlet fever (050)	-	-	-	0	0	0	-	-	-	0	0	0	24
25 Streptococcal sore throat (051)	-	-	-	0	0	0	-	-	-	0	0	0	25
26 Diphtheria (055)	-	-	-	0	0	0	-	-	-	0	0	0	26
27 Whooping cough (056)	-	-	-	0	0	0	-	-	-	0	0	0	27
28 Meningococcal infections (057)	-	-	-	0	0	0	-	-	-	0	0	0	28
29 Acute poliomyelitis (080)	-	-	-	0	0	0	-	-	-	0	0	0	29
30 Acute infectious encephalitis (082)	-	-	-	0	0	0	1	-	1	11.4	0	38.5	30
31 Smallpox (084)	-	-	-	0	0	0	-	-	-	0	0	0	31
32 Measles (085)	-	-	-	0	0	0	-	-	-	0	0	0	32
33 Typhus and other rickettsial diseases (100-103, 105-108)	-	-	-	0	0	0	-	-	-	0	0	0	33
34 Rocky Mountain spotted fever (104)	-	-	-	0	0	0	-	-	-	0	0	0	34
35 Malaria (110-117)	-	-	-	0	0	0	-	-	-	0	0	0	35
36 All other diseases classified as Infective and parasitic (030-039, 041-044, 049, 052-054, 059-074, 081, 083, 086-096, 120-138)	-	-	-	0	0	0	1	-	1	11.4	0	38.5	36
37 Malignant neoplasms, including neoplasms of lymphatic and hematopoietic tissues (140-205)	7	7	-	155.6	162.8	0	9	4	5	102.3	64.5	192.3	37
38 Benign and unspecified neoplasms (210-239)	-	-	-	0	0	0	-	-	-	0	0	0	38
39 Diabetes mellitus (260)	-	-	-	0	0	0	1	1	-	11.4	16.1	0	39
40 Pellagra (281)	-	-	-	0	0	0	-	-	-	0	0	0	40
41 Anemias (290-293)	-	-	-	0	0	0	-	-	-	0	0	0	41
42 Vascular lesions affecting central nervous system (330-334)	2	2	-	44.4	46.5	0	10	5	5	113.6	80.6	192.3	42
43 Nonmeningococcal meningitis (340)	-	-	-	0	0	0	-	-	-	0	0	0	43
44 Rheumatic fever (400-402)	-	-	-	0	0	0	-	-	-	0	0	0	44
45 Heart diseases (410-443)	10	9	1	222.2	209.3	500.0	31	19	12	352.3	306.5	461.5	45
46 Hypertension without mention of heart (444-447)	-	-	-	0	0	0	-	-	-	0	0	0	46
47 Influenza and pneumonia (480-483, 490-493)	2	2	-	44.4	46.5	0	5	3	2	56.8	48.4	76.9	47
48 Bronchitis (500-502)	-	-	-	0	0	0	-	-	-	0	0	0	48
49 Ulcer of stomach and duodenum (540-541)	-	-	-	0	0	0	-	-	-	0	0	0	49
50 Appendicitis (550-553)	-	-	-	0	0	0	-	-	-	0	0	0	50
51 Intestinal obstruction and hernia (560, 561, 570)	1	1	-	22.2	23.3	0	-	-	-	0	0	0	51
52 Gastritis, duodenitis, enteritis and colitis (except diarrhea of the newborn) (543, 571, 572)	-	-	-	0	0	0	-	-	-	0	0	0	52
53 Cirrhosis of liver (581)	-	-	-	0	0	0	1	1	-	11.4	16.1	0	53
54 Nephritis and nephrosis (590-594)	1	-	-	0	0	0	2	2	-	22.7	32.3	0	54
55 Hyperplasia of prostate (610)	1	1	-	22.2	23.3	0	-	-	-	0	0	0	55
56 Complications of pregnancy, childbirth and the puerperium (640-652, 670-689)	-	-	-	0	0	0	-	-	-	0	0	0	56
57 Congenital malformations (750-759)	1	1	-	22.2	23.3	0	1	1	-	11.4	16.1	0	57
58 Birth injuries, postnatal asphyxia and atelectasis (760-762)	5	5	-	111.1	116.3	0	1	1	-	11.4	16.1	0	58
59 Infection of the newborn (763-768)	-	-	-	0	0	0	1	-	1	11.4	0	38.5	59
60 Other diseases peculiar to early infancy, and immaturity unqualified (769-776)	-	-	-	0	0	0	3	2	1	34.1	32.3	38.5	60
61 Senility, without mention of psychosis (794)	-	-	-	0	0	0	-	-	-	0	0	0	61
62 Ill-defined and unknown causes (780-793, 795)	-	-	-	0	0	0	1	-	1	11.4	0	38.5	62
63 Motor vehicle accidents (E810-E835)	-	-	-	0	0	0	2	1	1	22.7	16.1	38.5	63
64 All other accidents (E800-E802, E840-E962)	2	2	-	44.4	46.5	0	1	1	1	22.7	16.1	38.5	64
65 Suicide (E963, E970, E979)	1	1	-	0	0	0	-	-	-	0	0	0	65
66 Homicide (E964, E980-E985)	1	1	-	22.2	23.3	0	1	-	1	11.4	0	38.5	66
67 All other diseases (residual)	1	1	-	22.2	23.3	0	6	3	3	68.2	48.4	115.4	67

TABLE XIV-CVITAL STATISTICS, BY CITY BY RACE, GEORGIA, 1960
POPULATION 2,500 - 9,999

ITEM	Douglasville						Eastman						
	Number			Rate or Ratio *			Number			Rate or Ratio *			
	Total	White	Non-White	Total	White	Non-White	Total	White	Non-White	Total	White	Non-White	
1 Estimated population	4,400	3,200	1,200				5,100	3,800	1,300				1
LIVE BIRTHS													
2 Total	114	80	34	25.9	25.0	28.3	90	59	31	17.6	15.5	23.8	2
3 Delivered in hospital	114	80	34	100.0%	100.0%	100.0%	70	56	14	77.8%	94.9%	45.2%	3
4 Delivered in home by physician	-	-	-	0%	0%	0%	2	1	1	2.2%	1.7%	3.2%	4
5 Delivered in home by midwife	-	-	-	0%	0%	0%	18	2	16	20.0%	3.4%	51.6%	5
6 Other deliveries	-	-	-	0%	0%	0%	-	-	-	0%	0%	0%	6
7 Immature births	12	6	6	105.3	75.0	176.5	10	8	2	111.1	135.6	64.5	7
8 Live births to un-wed mothers	8	-	8	70.2	0	235.3	14	2	12	155.6	33.9	387.1	8
FETAL DEATHS													
9 Total	4	2	2	35.1	25.0	58.8	1	-	1	11.1	0	32.3	9
10 Under 20 weeks gestation	1	1	-	8.8	12.5	0	-	-	-	0	0	0	10
11 20-27 weeks gestation	-	-	-	0	0	0	-	-	-	0	0	0	11
12 28 weeks and more	3	1	2	26.3	12.5	58.8	1	-	1	11.1	0	32.3	12
13 Unknown length of gestation	-	-	-	0	0	0	-	-	-	0	0	0	13
DEATHS													
14 Total, all ages	34	26	8	772.7	812.5	666.7	58	38	20	137.3	000.0	1538.5	14
15 Under 1 year	5	2	3	43.9	25.0	88.2	4	4	-	44.4	67.8	0	15
16 Under 28 days	4	2	2	35.1	25.0	58.8	4	4	-	44.4	67.8	0	16
17 Deaths from immaturity	3	-	3	26.3	0	88.2	1	1	-	11.1	16.9	0	17
18 1-4 years **	-	-	-	0	0	0	1	1	-	0	0	0	18
19 Maternal deaths	-	-	-	0	0	0	-	-	-	0	0	0	19
CAUSE OF DEATH													
20 Tuberculosis, all forms (001-019)	-	-	-	0	0	0	-	-	-	0	0	0	20
21 Syphilis and its sequelae (020-029)	-	-	-	0	0	0	-	-	-	0	0	0	21
22 Typhoid fever (040)	-	-	-	0	0	0	-	-	-	0	0	0	22
23 Dysentery, all forms (045-048)	-	-	-	0	0	0	-	-	-	0	0	0	23
24 Scarlet fever (050)	-	-	-	0	0	0	-	-	-	0	0	0	24
25 Streptococcal sore throat (051)	-	-	-	0	0	0	-	-	-	0	0	0	25
26 Diphtheria (055)	-	-	-	0	0	0	-	-	-	0	0	0	26
27 Whooping cough (056)	-	-	-	0	0	0	-	-	-	0	0	0	27
28 Meningococcal infections (057)	-	-	-	0	0	0	-	-	-	0	0	0	28
29 Acute poliomyelitis (080)	-	-	-	0	0	0	-	-	-	0	0	0	29
30 Acute infectious encephalitis (082)	-	-	-	0	0	0	-	-	-	0	0	0	30
31 Smallpox (084)	-	-	-	0	0	0	-	-	-	0	0	0	31
32 Measles (085)	-	-	-	0	0	0	-	-	-	0	0	0	32
33 Typhus and other rickettsial diseases (100-103, 105-108)	-	-	-	0	0	0	-	-	-	0	0	0	33
34 Rocky Mountain spotted fever (104)	-	-	-	0	0	0	-	-	-	0	0	0	34
35 Malaria (110-117)	-	-	-	0	0	0	-	-	-	0	0	0	35
36 All other diseases classified as infective and parasitic (030-039, 041-044, 049, 052-054, 059-074, 081, 083, 086-096, 120-138)	-	-	-	0	0	0	-	-	-	0	0	0	36
37 Malignant neoplasms, including neoplasms of lymphatic and haematopoietic tissues (140-205)	-	-	-	0	0	0	8	6	2	156.9	157.9	153.8	37
38 Benign and unspecified neoplasms (210-239)	-	-	-	0	0	0	-	-	-	0	0	0	38
39 Diabetes mellitus (260)	-	-	-	0	0	0	-	-	-	0	0	0	39
40 Pellagra (281)	-	-	-	0	0	0	-	-	-	0	0	0	40
41 Anemias (290-293)	-	-	-	0	0	0	-	-	-	0	0	0	41
42 Vascular lesions affecting central nervous system (330-334)	5	4	1	113.6	125.0	83.3	14	10	4	274.5	263.2	307.7	42
43 Nonmeningococcal meningitis (340)	-	-	-	0	0	0	-	-	-	0	0	0	43
44 Rheumatic fever (400-402)	-	-	-	0	0	0	-	-	-	0	0	0	44
45 Heart diseases (410-443)	17	17	-	386.4	531.3	0	17	10	7	333.3	263.2	538.5	45
46 Hypertension without mention of heart (444-447)	1	-	-	22.7	0	83.3	1	1	-	19.6	26.3	0	46
47 Influenza and pneumonia (480-483, 490-493)	2	-	-	45.5	0	166.7	6	2	4	117.6	52.6	307.7	47
48 Bronchitis (500-502)	-	-	-	0	0	0	-	-	-	0	0	0	48
49 Ulcer of stomach and duodenum (540-541)	-	-	-	0	0	0	1	-	1	19.6	0	76.9	49
50 Appendicitis (550-553)	-	-	-	0	0	0	-	-	-	0	0	0	50
51 Intestinal obstruction and hernia (560, 561, 570)	-	-	-	0	0	0	-	-	-	0	0	0	51
52 Gastritis, duodenitis, enteritis and colitis (except diarrhea of the newborn) (543, 571, 572)	-	-	-	0	0	0	-	-	-	0	0	0	52
53 Cirrhosis of liver (581)	-	-	-	0	0	0	-	-	-	0	0	0	53
54 Nephritis and nephrosis (590-594)	-	-	-	0	0	0	-	-	-	0	0	0	54
55 Hyperplasia of prostate (610)	-	-	-	0	0	0	-	-	-	0	0	0	55
56 Complications of pregnancy, childbirth and the puerperium (640-652, 670-689)	-	-	-	0	0	0	-	-	-	0	0	0	56
57 Congenital malformations (750-759)	-	-	-	0	0	0	-	-	-	0	0	0	57
58 Birth injuries, postnatal asphyxia and alelectasis (760-762)	1	1	-	22.7	31.3	0	3	3	-	58.8	78.9	0	58
59 Infection of the newborn (763-768)	-	-	-	0	0	0	-	-	-	0	0	0	59
60 Other diseases peculiar to early infancy, and immaturity unqualified (769-776)	3	-	3	68.2	0	250.0	1	1	-	19.6	26.3	0	60
61 Senility, without mention of psychosis (794)	-	-	-	0	0	0	-	-	-	0	0	0	61
62 Ill-defined and unknown causes (780-793, 795)	1	1	-	22.7	31.3	0	1	1	-	19.6	26.3	0	62
63 Motor vehicle accidents (E810-E835)	3	3	-	68.2	93.8	0	2	2	-	39.2	52.6	0	63
64 All other accidents (E800-E802, E840-E962)	-	-	-	0	0	0	-	-	-	0	0	0	64
65 Suicide (E963, E970, E979)	-	-	-	0	0	0	-	-	-	0	0	0	65
66 Homicide (E964, E980-E985)	1	1	-	22.7	0	83.3	1	-	1	19.6	0	76.9	66
67 All other diseases (residual)	-	-	-	0	0	0	3	2	1	58.8	52.6	76.9	67

TABLE XIV-C VITAL STATISTICS, BY CITY, BY RACE, GEORGIA, 1960
POPULATION 2,500- 9,999

ITEM	Eatonton						Elberton						
	Number			Rate or Ratio *			Number			Rate or Ratio *			
	Total	White	Non-White	Total	White	Non-White	Total	White	Non-White	Total	White	Non-White	
1 Estimated population	3,700	1,700	2,000				7,100	4,800	2,300				1
LIVE BIRTHS													
2 Total	90	36	54	24.3	21.2	27.0	154	92	62	21.7	19.2	27.0	2
3 Delivered in hospital	56	35	21	62.2%	97.2%	38.9%	137	91	46	89.0%	98.9%	74.2%	3
4 Delivered in home by physician	1	1	-	1.1%	2.8%	0%	-	-	4	0%	0%	0%	4
5 Delivered in home by midwife	33	-	33	36.7%	0%	61.1%	16	1	15	10.4%	1.1%	24.2%	5
6 Other deliveries	-	-	-	0%	0%	0%	1	-	1	0.6%	0%	1.6%	6
7 Immature births	6	-	6	66.7	0	111.1	12	4	8	77.9	43.5	129.0	7
8 Live births to un-wed mothers	14	-	14	155.6	0	259.3	14	1	13	90.9	10.9	209.7	8
FETAL DEATHS													
9 Total	4	-	4	44.4	0	74.1	5	2	3	32.5	21.7	48.4	9
10 Under 20 weeks gestation	2	-	2	22.2	0	37.0	3	-	3	19.5	0	48.4	10
11 20-27 weeks gestation	-	-	-	0	0	0	1	1	-	6.5	10.9	0	11
12 28 weeks and more	2	-	2	22.2	0	37.0	1	1	-	6.5	10.9	0	12
13 Unknown length of gestation	-	-	-	0	0	0	-	-	-	0	0	0	13
DEATHS													
14 Total, all ages	38	12	26	1027.0	705.9	1300.0	70	49	21	985.9	1020.8	913.0	14
15 Under 1 year	4	-	4	44.4	0	74.1	2	2	-	13.0	21.7	0	15
16 Under 28 days	3	-	3	33.3	0	55.6	2	2	-	13.0	21.7	0	16
17 Deaths from immaturity	-	-	-	0	0	0	2	2	-	13.0	21.7	0	17
18 1-4 years **	1	-	1	-	-	-	2	1	1	-	-	-	18
19 Maternal deaths	-	-	-	0	0	0	-	-	-	0	0	0	19
CAUSE OF DEATH													
20 Tuberculosis, all forms (001-019)	1	-	1	27.0	0	50.0	-	-	-	0	0	0	20
21 Syphilis and its sequelae (020-029)	-	-	-	0	0	0	-	-	-	0	0	0	21
22 Typhoid fever (040)	-	-	-	0	0	0	-	-	-	0	0	0	22
23 Dysentery, all forms (045-048)	-	-	-	0	0	0	-	-	-	0	0	0	23
24 Scarlet fever (050)	-	-	-	0	0	0	-	-	-	0	0	0	24
25 Streptococcal sore throat (051)	-	-	-	0	0	0	-	-	-	0	0	0	25
26 Diphtheria (055)	-	-	-	0	0	0	-	-	-	0	0	0	26
27 Whooping cough (056)	-	-	-	0	0	0	-	-	-	0	0	0	27
28 Meningococcal infections (057)	-	-	-	0	0	0	-	-	-	0	0	0	28
29 Acute poliomyelitis (080)	-	-	-	0	0	0	-	-	-	0	0	0	29
30 Acute infectious encephalitis (082)	-	-	-	0	0	0	-	-	-	0	0	0	30
31 Smallpox (084)	-	-	-	0	0	0	-	-	-	0	0	0	31
32 Measles (085)	-	-	-	0	0	0	-	-	-	0	0	0	32
33 Typhus and other rickettsial diseases (100-103, 105-108)	-	-	-	0	0	0	-	-	-	0	0	0	33
34 Rocky Mountain spotted fever (104)	-	-	-	0	0	0	-	-	-	0	0	0	34
35 Malaria (110-117)	-	-	-	0	0	0	-	-	-	0	0	0	35
36 All other diseases classified as infective and parasitic (030-039, 041-044, 049, 052-054, 059-074, 081, 083, 086-096, 120-138)	-	-	-	0	0	0	-	-	-	0	0	0	36
37 Malignant neoplasms, including neoplasms of lymphatic and haematopoietic tissues (140-205)	6	4	2	162.2	235.3	100.0	13	11	2	183.1	229.2	87.0	37
38 Benign and unspecified neoplasms (210-239)	-	-	-	0	0	0	-	-	-	0	0	0	38
39 Diabetes mellitus (260)	1	1	-	27.0	58.8	0	2	2	-	28.2	41.7	0	39
40 Pellagra (281)	-	-	-	0	0	0	-	-	-	0	0	0	40
41 Anemias (290-293)	-	-	-	0	0	0	-	-	-	0	0	0	41
42 Vascular lesions affecting central nervous system (330-334)	4	-	4	108.1	0	200.0	4	3	1	56.3	62.5	43.5	42
43 Nonmeningococcal meningitis (340)	-	-	-	0	0	0	1	1	-	14.1	20.8	0	43
44 Rheumatic fever (400-402)	-	-	-	0	0	0	-	-	-	0	0	0	44
45 Heart diseases (410-443)	13	5	8	351.4	294.1	400.0	30	17	13	422.5	354.2	565.2	45
46 Hypertension without mention of heart (444-447)	1	-	1	27.0	0	50.0	-	-	-	0	0	0	46
47 Influenza and pneumonia (480-483, 490-493)	2	-	2	54.1	0	100.0	2	-	2	28.2	0	87.0	47
48 Bronchitis (500-502)	-	-	-	0	0	0	1	1	-	14.1	20.8	0	48
49 Ulcer of stomach and duodenum (540-541)	-	-	-	0	0	0	2	2	-	28.2	41.7	0	49
50 Appendicitis (550-553)	-	-	-	0	0	0	-	-	-	0	0	0	50
51 Intestinal obstruction and hernia (560, 561, 570)	-	-	-	0	0	0	-	-	-	0	0	0	51
52 Gastritis, duodenitis, enteritis and colitis (except diarrhea of the newborn) (543, 571, 572)	-	-	-	0	0	0	-	-	-	0	0	0	52
53 Cirrhosis of liver (581)	-	-	-	0	0	0	-	-	-	0	0	0	53
54 Nephritis and nephrosis (590-594)	-	-	-	0	0	0	-	-	-	0	0	0	54
55 Hyperplasia of prostate (610)	-	-	-	0	0	0	-	-	-	0	0	0	55
56 Complications of pregnancy, childbirth and the puerperium (640-652, 670-689)	-	-	-	0	0	0	-	-	-	0	0	0	56
57 Congenital malformations (750-759)	-	-	-	0	0	0	-	-	-	0	0	0	57
58 Birth injuries, postnatal asphyxia and atelectasis (760-762)	-	-	-	0	0	0	-	-	-	0	0	0	58
59 Infection of the newborn (763-768)	1	-	1	27.0	0	50.0	-	-	-	0	0	0	59
60 Other diseases peculiar to early infancy, and immaturity unqualified (769-776)	1	-	1	27.0	0	50.0	2	2	-	28.2	41.7	0	60
61 Senility, without mention of psychosis (794)	-	-	-	0	0	0	-	-	-	0	0	0	61
62 Ill-defined and unknown causes (780-793, 795)	1	-	1	27.0	0	50.0	-	-	-	0	0	0	62
63 Motor vehicle accidents (E810-E835)	3	-	3	81.1	0	150.0	4	3	1	56.3	62.5	43.5	63
64 All other accidents (E800-E802, E840-E962)	4	2	2	108.1	117.6	100.0	2	1	1	28.2	20.8	43.5	64
65 Suicide (E963, E970, E979)	-	-	-	0	0	0	1	1	-	14.1	20.8	0	65
66 Homicide (E964, E980-E985)	-	-	-	0	0	0	1	1	-	0	0	0	66
67 All other diseases (residual)	-	-	-	0	0	0	6	5	1	84.5	104.2	43.5	67

TABLE XIV-C VITAL STATISTICS, BY CITY, BY RACE, GEORGIA, 1960
POPULATION 2,500 - 9,999

ITEM	Fitzgerald						Forsyth						
	Number			Rate or Ratio *			Number			Rate or Ratio *			
	Total	White	Non-White	Total	White	Non-White	Total	White	Non-White	Total	White	Non-White	
1 Estimated population	8,800	5,500	3,300				3,700	2,100	1,600				1
LIVE BIRTHS													
2 Total	188	95	93	21.4	17.3	28.2	88	50	38	23.8	23.8	23.8	2
3 Delivered in hospital	145	95	50	77.1%	100.0%	53.8%	78	50	28	88.6%	100.0%	73.7%	3
4 Delivered in home by physician	2	-	2	1.1%	0%	2.2%	-	-	-	0%	0%	0%	4
5 Delivered in home by midwife	41	-	41	21.8%	0%	44.1%	10	-	10	11.4%	0%	26.3%	5
6 Other deliveries	-	-	-	0%	0%	0%	-	-	-	0%	0%	0%	6
7 Immature births	17	7	10	90.4	73.7	107.5	2	1	1	22.7	20.0	26.3	7
8 Live births to un-wed mothers	33	4	29	175.5	42.1	311.8	10	-	10	113.6	0	263.2	8
FETAL DEATHS													
9 Total	11	4	7	58.5	42.1	75.3	6	1	5	68.2	20.0	131.6	9
10 Under 20 weeks gestation	7	2	5	37.2	21.1	53.8	2	-	2	22.7	0	52.6	10
11 20-27 weeks gestation	1	1	-	5.3	10.5	0	1	-	1	11.4	0	26.3	11
12 28 weeks and more	3	1	2	16.0	10.5	21.5	3	1	2	34.1	20.0	52.6	12
13 Unknown length of gestation	-	-	-	0	0	0	-	-	-	0	0	0	13
DEATHS													
14 Total, all ages	112	61	51	272.7	109.1	1545.5	45	23	22	216.2	1095.2	1375.0	14
15 Under 1 year	8	-	8	42.6	0	86.0	2	1	1	22.7	20.0	26.3	15
16 Under 28 days	3	-	3	16.0	0	32.3	2	1	1	22.7	20.0	26.3	16
17 Deaths from immaturity	1	-	1	5.3	0	10.8	-	-	-	0	0	0	17
18 1-4 years **	3	-	3	-	-	-	-	-	-	0	0	0	18
19 Maternal deaths	-	-	-	0	0	0	-	-	-	0	0	0	19
CAUSE OF DEATH													
20 Tuberculosis, all forms (001-019)	2	1	1	22.7	18.2	30.3	1	1	-	27.0	47.6	0	20
21 Syphilis and its sequelae (020-029)	-	-	-	0	0	0	-	-	-	0	0	0	21
22 Typhoid fever (040)	-	-	-	0	0	0	-	-	-	0	0	0	22
23 Dysentery, all forms (045-048)	-	-	-	0	0	0	-	-	-	0	0	0	23
24 Scarlet fever (050)	-	-	-	0	0	0	-	-	-	0	0	0	24
25 Streptococcal sore throat (051)	-	-	-	0	0	0	-	-	-	0	0	0	25
26 Diphtheria (055)	-	-	-	0	0	0	-	-	-	0	0	0	26
27 Whooping cough (056)	-	-	-	0	0	0	-	-	-	0	0	0	27
28 Meningococcal infections (057)	-	-	-	0	0	0	-	-	-	0	0	0	28
29 Acute poliomyelitis (080)	-	-	-	0	0	0	-	-	-	0	0	0	29
30 Acute infectious encephalitis (082)	-	-	-	0	0	0	-	-	-	0	0	0	30
31 Smallpox (084)	-	-	-	0	0	0	-	-	-	0	0	0	31
32 Measles (085)	-	-	-	0	0	0	-	-	-	0	0	0	32
33 Typhus and other rickettsial diseases (100-103, 105-108)	-	-	-	0	0	0	-	-	-	0	0	0	33
34 Rocky Mountain spotted fever (104)	-	-	-	0	0	0	-	-	-	0	0	0	34
35 Malaria (110-117)	-	-	-	0	0	0	-	-	-	0	0	0	35
36 All other diseases classified as infective and parasitic (030-039, 041-044, 049, 052-054, 059-074, 081, 083, 086-096, 120-138)	1	-	1	11.4	0	30.3	-	-	-	0	0	0	36
37 Malignant neoplasms, including neoplasms of lymphatic and haematopoietic tissues (140-205)	15	10	5	170.5	181.8	151.5	8	3	5	216.2	142.9	312.5	37
38 Benign and unspecified neoplasms (210-239)	-	-	-	0	0	0	-	-	-	0	0	0	38
39 Diabetes mellitus (260)	2	-	2	22.7	0	60.6	1	1	-	27.0	47.6	0	39
40 Pellagra (281)	1	-	1	11.4	0	30.3	-	-	-	0	0	0	40
41 Anemias (290-293)	-	-	-	0	0	0	-	-	-	0	0	0	41
42 Vascular lesions affecting central nervous system (330-334)	21	7	14	238.6	127.3	424.2	6	3	3	162.2	142.9	187.5	42
43 Nonmeningococcal meningitis (340)	-	-	-	0	0	0	-	-	-	0	0	0	43
44 Rheumatic fever (400-402)	-	-	-	0	0	0	-	-	-	0	0	0	44
45 Heart diseases (410-443)	36	30	6	409.1	545.5	181.8	14	8	6	378.4	381.0	375.0	45
46 Hypertension without mention of heart (444-447)	2	1	1	22.7	18.2	30.3	-	-	-	0	0	0	46
47 Influenza and pneumonia (480-483, 490-493)	6	1	5	68.2	18.2	151.5	1	-	1	27.0	0	62.5	47
48 Bronchitis (500-502)	-	-	-	0	0	0	-	-	-	0	0	0	48
49 Ulcer of stomach and duodenum (540-541)	1	1	-	11.4	18.2	0	1	-	1	27.0	0	62.5	49
50 Appendicitis (550-553)	-	-	-	0	0	0	-	-	-	0	0	0	50
51 Intestinal obstruction and hernia (560, 561, 570)	1	-	1	11.4	0	30.3	-	-	-	0	0	0	51
52 Gastritis, duodenitis, enteritis and colitis (except diarrhea of the newborn) (543, 571, 572)	1	-	1	11.4	0	30.3	-	-	-	0	0	0	52
53 Cirrhosis of liver (581)	-	-	-	0	0	0	-	-	-	0	0	0	53
54 Nephritis and nephrosis (590-594)	2	1	1	22.7	18.2	30.3	-	-	-	0	0	0	54
55 Hyperplasia of prostate (610)	-	-	-	0	0	0	-	-	-	0	0	0	55
56 Complications of pregnancy, childbirth and the puerperium (640-652, 670-689)	-	-	-	0	0	0	-	-	-	0	0	0	56
57 Congenital malformations (750-759)	-	-	-	0	0	0	-	-	-	0	0	0	57
58 Birth injuries, postnatal asphyxia and atelectasis (760-762)	1	-	1	11.4	0	30.3	-	-	-	0	0	0	58
59 Infection of the newborn (763-768)	-	-	-	0	0	0	1	-	1	27.0	0	62.5	59
60 Other diseases peculiar to early infancy, and immaturity unqualified (769-776)	2	-	2	22.7	0	60.6	-	-	-	0	0	0	60
61 Senility, without mention of psychosis (794)	1	-	1	11.4	0	30.3	-	-	-	0	0	0	61
62 Ill-defined and unknown causes (780-793, 795)	-	-	-	0	0	0	1	1	-	27.0	47.6	0	62
63 Motor vehicle accidents (E810-E835)	-	-	-	0	0	0	1	1	-	27.0	47.6	0	63
64 All other accidents (E800-E802, E840-E962)	7	2	5	79.5	36.4	151.5	2	1	1	54.1	47.6	62.5	64
65 Suicide (E963, E970, E979)	1	-	1	11.4	18.2	0	-	-	-	0	0	0	65
66 Homicide (E964, E980-E985)	1	-	1	11.4	0	30.3	1	-	1	27.0	0	62.5	66
67 All other diseases (residual)	8	6	2	90.9	109.1	60.6	7	4	3	189.2	190.5	187.5	67

TABLE XIV-C VITAL STATISTICS, BY CITY, BY RACE, GEORGIA, 1960
POPULATION 2,500 - 9,999

ITEM	Fort Valley						Garden City						
	Number			Rate or Ratio *			Number			Rate or Ratio *			
	Total	White	Non-White	Total	White	Non-White	Total	White	Non-White	Total	White	Non-White	
1 Estimated population	8,300	3,200	5,100				5,600	4,000	1,600				1
LIVE BIRTHS													
2 Total	235	69	166	28.3	21.6	32.5	2	2	-	0.4	0.5	0	2
3 Delivered in hospital	183	69	114	77.9%	100.0%	68.7%	2	2	-	100.0%	100.0%	...	3
4 Delivered in home by physician	5	-	5	2.1%	0%	3.0%	-	-	-	0%	0%	...	4
5 Delivered in home by midwife	47	-	47	20.0%	0%	28.3%	-	-	-	0%	0%	...	5
6 Other deliveries	-	-	-	0%	0%	0%	-	-	-	0%	0%	...	6
7 Immature births	26	4	22	110.6	58.0	132.5	1	1	-	500.0	500.0	...	7
8 Live births to un-wed mothers	26	1	25	110.6	14.5	150.6	-	-	-	0	0	...	8
FETAL DEATHS													
9 Total	5	-	5	21.3	0	30.1	1	1	-	500.0	500.0	...	9
10 Under 20 weeks gestation	-	-	-	0	0	0	1	1	-	500.0	500.0	...	10
11 20-27 weeks gestation	-	-	-	0	0	0	-	-	-	0	0	...	11
12 28 weeks and more	5	-	5	21.3	0	30.1	-	-	-	0	0	...	12
13 Unknown length of gestation	-	-	-	0	0	0	-	-	-	0	0	...	13
DEATHS													
14 Total, all ages	78	21	57	939.8	656.3	1117.6	10	10	-	178.6	250.0	0	14
15 Under 1 year	14	1	13	59.6	14.5	78.3	1	1	-	500.0	500.0	...	15
16 Under 28 days	6	1	5	25.5	14.5	30.1	1	1	-	500.0	500.0	...	16
17 Deaths from immaturity	6	-	6	25.5	0	36.1	-	-	-	0	0	...	17
18 1-4 years**	1	-	1	-	-	-	-	-	-	-	-	...	18
19 Maternal deaths	-	-	-	0	0	0	-	-	-	0	0	0	19
CAUSE OF DEATH													
20 Tuberculosis, all forms (001-019)	-	-	-	0	0	0	-	-	-	0	0	0	20
21 Syphilis and its sequelae (020-029)	1	-	1	12.0	0	19.6	-	-	-	0	0	0	21
22 Typhoid fever (040)	-	-	-	0	0	0	-	-	-	0	0	0	22
23 Dysentery, all forms (045-048)	-	-	-	0	0	0	-	-	-	0	0	0	23
24 Scarlet fever (050)	-	-	-	0	0	0	-	-	-	0	0	0	24
25 Streptococcal sore throat (051)	-	-	-	0	0	0	-	-	-	0	0	0	25
26 Diphtheria (055)	-	-	-	0	0	0	-	-	-	0	0	0	26
27 Whooping cough (056)	-	-	-	0	0	0	-	-	-	0	0	0	27
28 Meningococcal infections (057)	-	-	-	0	0	0	-	-	-	0	0	0	28
29 Acute poliomyelitis (080)	-	-	-	0	0	0	-	-	-	0	0	0	29
30 Acute infectious encephalitis (082)	-	-	-	0	0	0	-	-	-	0	0	0	30
31 Smallpox (084)	-	-	-	0	0	0	-	-	-	0	0	0	31
32 Measles (085)	-	-	-	0	0	0	-	-	-	0	0	0	32
33 Typhus and other rickettsial diseases (100-103, 105-108)	-	-	-	0	0	0	-	-	-	0	0	0	33
34 Rocky Mountain spotted fever (104)	-	-	-	0	0	0	-	-	-	0	0	0	34
35 Malaria (110-117)	-	-	-	0	0	0	-	-	-	0	0	0	35
36 All other diseases classified as infective and parasitic (030-039, 041-044, 049, 052-054, 059-074, 081, 083, 086-096, 120-138)	2	-	2	24.1	0	39.2	-	-	-	0	0	0	36
37 Malignant neoplasms, including neoplasms of lymphatic and haematopoietic tissues (140-205)	5	2	3	60.2	62.5	58.8	1	1	-	17.9	25.0	0	37
38 Benign and unspecified neoplasms (210-239)	-	-	-	0	0	0	-	-	-	0	0	0	38
39 Diabetes mellitus (260)	5	2	3	60.2	62.5	58.8	-	-	-	0	0	0	39
40 Pellagra (281)	-	-	-	0	0	0	-	-	-	0	0	0	40
41 Anemias (290-293)	-	-	-	0	0	0	-	-	-	0	0	0	41
42 Vascular lesions affecting central nervous system (330-334)	9	5	4	108.4	156.3	78.4	1	1	-	17.9	25.0	0	42
43 Nonmeningococcal meningitis (340)	-	-	-	0	0	0	-	-	-	0	0	0	43
44 Rheumatic fever (400-402)	-	-	-	0	0	0	-	-	-	0	0	0	44
45 Heart diseases (410-443)	33	9	24	397.6	281.3	470.6	3	3	-	53.6	75.0	0	45
46 Hypertension without mention of heart (444-447)	-	-	-	0	0	0	-	-	-	0	0	0	46
47 Influenza and pneumonia (480-483, 490-493)	4	1	3	48.2	31.3	58.8	-	-	-	0	0	0	47
48 Bronchitis (500-502)	-	-	-	0	0	0	-	-	-	0	0	0	48
49 Ulcer of stomach and duodenum (540-541)	-	-	-	0	0	0	-	-	-	0	0	0	49
50 Appendicitis (550-553)	-	-	-	0	0	0	-	-	-	0	0	0	50
51 Intestinal obstruction and hernia (560, 561, 570)	-	-	-	0	0	0	-	-	-	0	0	0	51
52 Gastritis, duodenitis, enteritis and colitis (except diarrhea of the newborn) (543, 571, 572)	4	-	4	48.2	0	78.4	-	-	-	0	0	0	52
53 Cirrhosis of liver (581)	-	-	-	0	0	0	-	-	-	0	0	0	53
54 Nephritis and nephrosis (590-594)	-	-	-	0	0	0	1	1	-	17.9	25.0	0	54
55 Hyperplasia of prostate (610)	-	-	-	0	0	0	-	-	-	0	0	0	55
56 Complications of pregnancy, childbirth and the puerperium (640-652, 670-689)	-	-	-	0	0	0	-	-	-	0	0	0	56
57 Congenital malformations (750-759)	-	-	-	0	0	0	1	1	-	17.9	25.0	0	57
58 Birth injuries, postnatal asphyxia and atelectasis (760-762)	-	-	-	0	0	0	-	-	-	0	0	0	58
59 Infection of the newborn (763-768)	1	-	1	12.0	0	19.6	-	-	-	0	0	0	59
60 Other diseases peculiar to early infancy, and immaturity unqualified (769-776)	7	-	7	84.3	0	137.3	-	-	-	0	0	0	60
61 Senility, without mention of psychosis (794)	-	-	-	0	0	0	-	-	-	0	0	0	61
62 Ill-defined and unknown causes (780-793, 795)	1	1	-	12.0	31.3	0	-	-	-	0	0	0	62
63 Motor vehicle accidents (E810-E835)	2	1	1	24.1	31.3	19.6	-	-	-	0	0	0	63
64 All other accidents (E800-E802, E840-E962)	-	-	-	0	0	0	-	-	-	0	0	0	64
65 Suicide (E963, E970, E979)	-	-	-	0	0	0	-	-	-	0	0	0	65
66 Homicide (E964, E980-E985)	1	-	1	12.0	0	19.6	-	-	-	0	0	0	66
67 All other diseases (residual)	3	-	3	36.1	0	58.8	3	3	-	53.6	75.0	0	67

TABLE XIV-C VITAL STATISTICS, BY CITY, BY RACE, GEORGIA, 1960
POPULATION 2,500-9,999

ITEM	Glennville						Greensboro						
	Number			Rate or Ratio *			Number			Rate or Ratio *			
	Total	White	Non-White	Total	White	Non-White	Total	White	Non-White	Total	White	Non-White	
1 Estimated population	2,800	2,100	700				2,800	1,600	1,200				1
LIVE BIRTHS													
2 Total	65	40	25	23.2	19.0	35.7	65	31	34	23.2	19.4	28.3	2
3 Delivered in hospital	48	40	8	73.8%	100.0%	32.0%	59	31	28	90.8%	100.0%	82.4%	3
4 Delivered in home by physician				0%	0%	0%	2		2	3.1%	0%	5.9%	4
5 Delivered in home by midwife	17		17	26.2%	0%	68.0%	4		4	6.2%	0%	11.8%	5
6 Other deliveries				0%	0%	0%				0%	0%	0%	6
7 Immature births	8	3	5	123.1	75.0	200.0	6	1	5	92.3	32.3	147.1	7
8 Live births to un-wed mothers	7	1	6	107.7	25.0	240.0	9		9	138.5	0	264.7	8
FETAL DEATHS													
9 Total	3	1	2	46.2	25.0	80.0	7	5	2	107.7	161.3	58.8	9
10 Under 20 weeks gestation	2	1	1	30.8	25.0	40.0	6	4	2	92.3	129.0	58.8	10
11 20-27 weeks gestation				0	0	0				0	0	0	11
12 28 weeks and more	1		1	15.4	0	40.0	1	1		15.4	32.3	0	12
13 Unknown length of gestation				0	0	0				0	0	0	13
DEATHS													
14 Total, all ages	30	20	10	1071.4	952.4	1428.6	34	16	18	1214.3	1000.0	1500.0	14
15 Under 1 year	3	3		46.2	75.0	0	3	2	1	46.2	64.5	29.4	15
16 Under 28 days	3	3		46.2	75.0	0	2	2		30.8	64.5	0	16
17 Deaths from immaturity	3	3		46.2	75.0	0				0	0	0	17
18 1-4 years **	1	1					1		1				18
19 Maternal deaths				0	0	0				0	0	0	19
CAUSE OF DEATH													
20 Tuberculosis, all forms (001-019)				0	0	0				0	0	0	20
21 Syphilis and its sequelae (020-029)				0	0	0				0	0	0	21
22 Typhoid fever (040)				0	0	0				0	0	0	22
23 Dysentery, all forms (045-048)				0	0	0				0	0	0	23
24 Scarlet fever (050)				0	0	0				0	0	0	24
25 Streptococcal sore throat (051)				0	0	0				0	0	0	25
26 Diphtheria (055)				0	0	0				0	0	0	26
27 Whooping cough (056)				0	0	0				0	0	0	27
28 Meningococcal infections (057)				0	0	0				0	0	0	28
29 Acute poliomyelitis (080)				0	0	0				0	0	0	29
30 Acute infectious encephalitis (082)				0	0	0				0	0	0	30
31 Smallpox (084)				0	0	0				0	0	0	31
32 Measles (085)				0	0	0				0	0	0	32
33 Typhus and other rickettsial diseases (100-103, 105-108)				0	0	0				0	0	0	33
34 Rocky Mountain spotted fever (104)				0	0	0				0	0	0	34
35 Malaria (110-117)				0	0	0				0	0	0	35
36 All other diseases classified as infective and parasitic (030-039, 041-044, 049, 052-054, 059-074, 081, 083, 086-096, 120-138)				0	0	0	1		1	35.7	0	83.3	36
37 Malignant neoplasms, including neoplasms of lymphatic and hematopoietic tissues (140-205)	4	3	1	142.9	142.9	142.9	2	2		71.4	125.0	0	37
38 Benign and unspecified neoplasms (210-239)	1		1	35.7	0	142.9				0	0	0	38
39 Diabetes mellitus (260)				0	0	0	2	1	1	71.4	62.5	83.3	39
40 Pellagra (281)				0	0	0				0	0	0	40
41 Anemias (290-293)				0	0	0	1	1		35.7	62.5	0	41
42 Vascular lesions affecting central nervous system (330-334)	4	2	2	142.9	95.2	285.7	5	1	4	178.6	62.5	333.3	42
43 Nonmeningococcal meningitis (340)				0	0	0				0	0	0	43
44 Rheumatic fever (400-402)				0	0	0				0	0	0	44
45 Heart diseases (410-443)	11	9	2	392.9	428.6	285.7	14	8	6	500.0	500.0	500.0	45
46 Hypertension without mention of heart (444-447)				0	0	0				0	0	0	46
47 Influenza and pneumonia (480-483, 490-493)	3	1	2	107.1	47.6	285.7	2		2	71.4	0	166.7	47
48 Bronchitis (500-502)				0	0	0				0	0	0	48
49 Ulcer of stomach and duodenum (540-541)				0	0	0				0	0	0	49
50 Appendicitis (550-553)				0	0	0				0	0	0	50
51 Intestinal obstruction and hernia (560, 561, 570)				0	0	0				0	0	0	51
52 Gastritis, duodenitis, enteritis and colitis (except diarrhea of the newborn) (543, 571, 572)				0	0	0				0	0	0	52
53 Cirrhosis of liver (581)				0	0	0				0	0	0	53
54 Nephritis and nephrosis (590-594)				0	0	0				0	0	0	54
55 Hyperplasia of prostate (610)				0	0	0				0	0	0	55
56 Complications of pregnancy, childbirth and the puerperium (640-652, 670-689)				0	0	0				0	0	0	56
57 Congenital malformations (750-759)				0	0	0	1		1	35.7	0	83.3	57
58 Birth injuries, postnatal asphyxia and atelectasis (760-762)				0	0	0				0	0	0	58
59 Infection of the newborn (763-768)				0	0	0	1	1		35.7	62.5	0	59
60 Other diseases peculiar to early infancy, and immaturity unqualified (769-776)	3	3		107.1	142.9	0				0	0	0	60
61 Senility, without mention of psychosis (794)				0	0	0				0	0	0	61
62 Ill-defined and unknown causes (780-793, 795)				0	0	0				0	0	0	62
63 Motor vehicle accidents (E810-E835)	1	1		35.7	47.6	0				0	0	0	63
64 All other accidents (E800-E802, E840-E962)				0	0	0	1		1	35.7	0	83.3	64
65 Suicide (E963, E970, E979)				0	0	0				0	0	0	65
66 Homicide (E964, E980-E985)	1		1	35.7	0	142.9	1		1	35.7	0	83.3	66
67 All other diseases (residual)	2	1	1	71.4	47.6	142.9	3	2	1	107.1	125.0	83.3	67

TABLE XIV-CVITAL STATISTICS, BY CITY, BY RACE, GEORGIA, 1960
POPULATION 2,500-9,999

ITEM	Barthwell						Hawkinsville						
	Number			Rate or Ratio *			Number			Rate or Ratio *			
	Total	White	Non-White	Total	White	Non-White	Total	White	Non-White	Total	White	Non-White	
1 Estimated population	4,600	3,500	1,100				4,000	2,300	1,700				1
LIVE BIRTHS													
2 Total	70	49	21	15.2	14.0	19.1	94	44	50	23.5	19.1	29.4	2
3 Delivered in hospital	69	49	20	97.2%	100.0%	95.2%	60	43	17	63.8%	97.7%	34.0%	3
4 Delivered in home by physician	1	-	1	1.4%	0%	4.8%	1	-	1	1.1%	0%	2.0%	4
5 Delivered in home by midwife	-	-	-	0%	0%	0%	33	1	32	35.1%	2.3%	64.0%	5
6 Other deliveries	-	-	-	0%	0%	0%	-	-	-	0%	0%	0%	6
7 Immature births	5	2	3	70.4	40.8	142.9	3	1	2	31.9	22.7	40.0	7
8 Live births to un-wed mothers	2	-	2	28.2	0	95.2	19	-	19	202.1	0	380.0	8
FETAL DEATHS													
9 Total	2	1	1	28.2	20.4	47.6	4	-	4	42.6	0	80.0	9
10 Under 20 weeks gestation	-	-	-	0	0	0	1	-	1	10.6	0	20.0	10
11 20-27 weeks gestation	1	-	1	14.1	0	47.6	-	-	-	0	0	0	11
12 28 weeks and more	1	1	-	14.1	20.4	0	2	-	2	21.3	0	40.0	12
13 Unknown length of gestation	-	-	-	0	0	0	1	-	1	10.6	0	20.0	13
DEATHS													
14 Total, all ages	40	29	11	869.6	828.6	1000.0	62	32	30	1550.0	1391.3	1764.7	14
15 Under 1 year	1	1	-	14.1	20.4	0	6	1	5	63.8	22.7	100.0	15
16 Under 28 days	1	1	-	14.1	20.4	0	3	1	2	31.9	22.7	40.0	16
17 Deaths from immaturity	-	-	-	0	0	0	-	-	-	0	0	0	17
18 1-4 years **	-	-	-	0	0	0	-	-	-	0	0	0	18
19 Maternal deaths	-	-	-	0	0	0	-	-	-	0	0	0	19
CAUSE OF DEATH													
20 Tuberculosis, all forms (001-019)	-	-	-	0	0	0	-	-	-	0	0	0	20
21 Syphilis and its sequelae (020-029)	-	-	-	0	0	0	1	1	-	25.0	43.5	0	21
22 Typhoid fever (040)	-	-	-	0	0	0	-	-	-	0	0	0	22
23 Dysentery, all forms (045-048)	-	-	-	0	0	0	-	-	-	0	0	0	23
24 Scarlet fever (050)	-	-	-	0	0	0	-	-	-	0	0	0	24
25 Streptococcal sore throat (051)	-	-	-	0	0	0	-	-	-	0	0	0	25
26 Diphtheria (055)	-	-	-	0	0	0	-	-	-	0	0	0	26
27 Whooping cough (056)	-	-	-	0	0	0	-	-	-	0	0	0	27
28 Meningococcal infections (057)	-	-	-	0	0	0	-	-	-	0	0	0	28
29 Acute poliomyelitis (080)	-	-	-	0	0	0	-	-	-	0	0	0	29
30 Acute infectious encephalitis (082)	-	-	-	0	0	0	-	-	-	0	0	0	30
31 Smallpox (084)	-	-	-	0	0	0	-	-	-	0	0	0	31
32 Measles (085)	-	-	-	0	0	0	-	-	-	0	0	0	32
33 Typhus and other rickettsial diseases (100-103, 105-108)	-	-	-	0	0	0	-	-	-	0	0	0	33
34 Rocky Mountain spotted fever (104)	-	-	-	0	0	0	-	-	-	0	0	0	34
35 Malaria (110-117)	-	-	-	0	0	0	-	-	-	0	0	0	35
36 All other diseases classified as infective and parasitic (030-039, 041-044, 049, 052-054, 059-074, 081, 083, 086-096, 120-138)	1	1	-	21.7	28.6	0	-	-	-	0	0	0	36
37 Malignant neoplasms, including neoplasms of lymphatic and hemopoietic tissues (140-205)	6	5	1	130.4	142.9	90.9	7	5	2	175.0	217.4	117.6	37
38 Benign and unspecified neoplasms (210-239)	-	-	-	0	0	0	-	-	-	0	0	0	38
39 Diabetes mellitus (260)	2	2	-	43.5	57.1	0	1	-	1	25.0	0	58.8	39
40 Pellagra (281)	-	-	-	0	0	0	-	-	-	0	0	0	40
41 Anemias (290-293)	-	-	-	0	0	0	-	-	-	0	0	0	41
42 Vascular lesions affecting central nervous system (330-334)	4	1	3	87.0	28.6	272.7	14	5	9	350.0	217.4	529.4	42
43 Nonmeningococcal meningitis (340)	-	-	-	0	0	0	-	-	-	0	0	0	43
44 Rheumatic fever (400-402)	-	-	-	0	0	0	-	-	-	0	0	0	44
45 Heart diseases (410-443)	15	12	3	326.1	342.9	272.7	15	9	6	375.0	391.3	352.9	45
46 Hypertension without mention of heart (444-447)	-	-	-	0	0	0	1	-	1	25.0	0	58.8	46
47 Influenza and pneumonia (480-483, 490-493)	-	-	-	0	0	0	2	-	2	50.0	0	117.6	47
48 Bronchitis (500-502)	-	-	-	0	0	0	1	-	1	25.0	0	58.8	48
49 Ulcer of stomach and duodenum (540-541)	-	-	-	0	0	0	-	-	-	0	0	0	49
50 Appendicitis (550-553)	-	-	-	0	0	0	-	-	-	0	0	0	50
51 Intestinal obstruction and hernia (560, 561, 570)	-	-	-	0	0	0	1	1	-	25.0	43.5	0	51
52 Gastritis, duodenitis, enteritis and colitis (except diarrhea of the newborn) (543, 571, 572)	-	-	-	0	0	0	-	-	-	0	0	0	52
53 Cirrhosis of liver (581)	-	-	-	0	0	0	1	1	-	25.0	43.5	0	53
54 Nephritis and nephrosis (590-594)	1	-	1	21.7	0	90.9	-	-	-	0	0	0	54
55 Hyperplasia of prostate (610)	-	-	-	0	0	0	-	-	-	0	0	0	55
56 Complications of pregnancy, childbirth and the puerperium (640-652, 670-689)	-	-	-	0	0	0	-	-	-	0	0	0	56
57 Congenital malformations (750-759)	-	-	-	0	0	0	-	-	-	0	0	0	57
58 Birth injuries, postnatal asphyxia and atelectasis (760-762)	-	-	-	0	0	0	1	-	1	25.0	0	58.8	58
59 Infection of the newborn (763-768)	1	1	-	21.7	28.6	0	1	1	-	25.0	43.5	0	59
60 Other diseases peculiar to early infancy, and immaturity unqualified (769-776)	-	-	-	0	0	0	-	-	-	0	0	0	60
61 Senility, without mention of psychosis (794)	-	-	-	0	0	0	1	-	1	25.0	0	58.8	61
62 Ill-defined and unknown causes (780-793, 795)	-	-	-	0	0	0	1	-	1	25.0	0	58.8	62
63 Motor vehicle accidents (E810-E835)	2	2	-	43.5	57.1	0	3	3	-	75.0	130.4	0	63
64 All other accidents (E800-E802, E840-E962)	-	-	-	0	0	0	4	-	4	100.0	0	235.3	64
65 Suicide (E963, E970, E979)	2	1	1	43.5	28.6	90.9	2	2	-	50.0	87.0	0	65
66 Homicide (E964, E980-E985)	2	1	1	43.5	28.6	90.9	-	-	-	0	0	0	66
67 All other diseases (residual)	4	3	1	87.0	85.7	90.9	5	4	1	125.0	173.9	58.8	67

TABLE XIV-CVITAL STATISTICS, BY CITY, BY RACE, GEORGIA, 1960
POPULATION 2,500-9,999

ITEM	Hazelhurst						Hinesville					
	Number			Rate or Ratio *			Number			Rate or Ratio *		
	Total	White	Non-White	Total	White	Non-White	Total	White	Non-White	Total	White	Non-White
1 Estimated population	3,700	2,800	900				3,300	2,700	600			
LIVE BIRTHS												
2 Total	114	80	34	30.8	28.6	37.8	125	107	18	37.9	39.6	30.0
3 Delivered in hospital	79	74	5	69.3%	92.5%	14.7%	123	107	16	98.4%	100.0%	88.9%
4 Delivered in home by physician	6	4	2	5.3%	5.0%	5.9%	-	-	-	0%	0%	0%
5 Delivered in home by midwife	29	2	27	25.4%	2.5%	79.4%	2	-	2	1.6%	0%	11.1%
6 Other deliveries	-	-	-	0%	0%	0%	-	-	-	0%	0%	0%
7 Immature births	10	5	5	8.7	62.5	147.1	13	9	4	104.0	84.1	222.2
8 Live births to un-wed mothers	14	3	11	122.8	37.5	323.5	3	-	3	24.0	0	166.7
FETAL DEATHS												
9 Total	1	-	1	8.8	0	29.4	8	6	2	64.0	56.1	111.1
10 Under 20 weeks gestation	-	-	-	0	0	0	5	4	1	40.0	37.4	55.6
11 20-27 weeks gestation	-	-	-	0	0	0	1	1	-	8.0	9.3	0
12 28 weeks and more	-	-	-	0	0	0	2	1	1	16.0	9.3	55.6
13 Unknown length of gestation	1	-	1	8.8	0	29.4	-	-	-	0	0	0
DEATHS												
14 Total, all ages	26	19	7	702.7	678.6	777.8	19	16	3	575.8	592.6	500.0
15 Under 1 year	2	2	-	17.5	25.0	0	2	1	1	16.0	9.3	55.6
16 Under 28 days	1	1	-	8.8	12.5	0	2	1	1	16.0	9.3	55.6
17 Deaths from immaturity	1	1	-	8.8	12.5	0	-	-	-	0	0	0
18 1-4 years **	-	-	-	-	-	-	-	-	-	-	-	-
19 Maternal deaths	-	-	-	0	0	0	-	-	-	0	0	0
CAUSE OF DEATH												
20 Tuberculosis, all forms (001-019)	-	-	-	0	0	0	-	-	-	0	0	0
21 Syphilis and its sequelae (020-029)	-	-	-	0	0	0	-	-	-	0	0	0
22 Typhoid fever (040)	-	-	-	0	0	0	-	-	-	0	0	0
23 Dysentery, all forms (045-048)	-	-	-	0	0	0	-	-	-	0	0	0
24 Scarlet fever (050)	-	-	-	0	0	0	-	-	-	0	0	0
25 Streptococcal sore throat (051)	-	-	-	0	0	0	-	-	-	0	0	0
26 Diphtheria (055)	-	-	-	0	0	0	-	-	-	0	0	0
27 Whooping cough (056)	-	-	-	0	0	0	-	-	-	0	0	0
28 Meningococcal infections (057)	-	-	-	0	0	0	-	-	-	0	0	0
29 Acute poliomyelitis (080)	-	-	-	0	0	0	-	-	-	0	0	0
30 Acute infectious encephalitis (082)	-	-	-	0	0	0	-	-	-	0	0	0
31 Smallpox (084)	-	-	-	0	0	0	-	-	-	0	0	0
32 Measles (085)	-	-	-	0	0	0	-	-	-	0	0	0
33 Typhus and other rickettsial diseases (100-103, 105-108)	-	-	-	0	0	0	-	-	-	0	0	0
34 Rocky Mountain spotted fever (104)	-	-	-	0	0	0	-	-	-	0	0	0
35 Malaria (110-117)	-	-	-	0	0	0	-	-	-	0	0	0
36 All other diseases classified as infective and parasitic (030-039, 041-044, 049, 052-054, 059-074, 081, 083, 086-096, 120-138)	1	1	-	27.0	35.7	0	-	-	-	0	0	0
37 Malignant neoplasms, including neoplasms of lymphatic and haematopoietic tissues (140-205)	2	2	-	54.1	71.4	0	-	-	-	0	0	0
38 Benign and unspecified neoplasms (210-239)	-	-	-	0	0	0	1	1	-	30.3	37.0	0
39 Diabetes mellitus (260)	1	-	1	27.0	0	111.1	-	-	-	0	0	0
40 Pellagra (281)	-	-	-	0	0	0	-	-	-	0	0	0
41 Anemias (290-293)	-	-	-	0	0	0	-	-	-	0	0	0
42 Vascular lesions affecting central nervous system (330-334)	5	2	3	135.1	71.4	333.3	1	1	-	30.3	37.0	0
43 Nonmeningococcal meningitis (340)	-	-	-	0	0	0	-	-	-	0	0	0
44 Rheumatic fever (400-402)	-	-	-	0	0	0	-	-	-	0	0	0
45 Heart diseases (410-443)	8	8	-	216.2	285.7	0	9	7	2	272.7	259.3	333.3
46 Hypertension without mention of heart (444-447)	1	1	-	27.0	35.7	0	-	-	-	0	0	0
47 Influenza and pneumonia (480-483, 490-493)	1	1	-	27.0	35.7	0	-	-	-	0	0	0
48 Bronchitis (500-502)	1	1	-	27.0	35.7	0	-	-	-	0	0	0
49 Ulcer of stomach and duodenum (540-541)	-	-	-	0	0	0	1	1	-	30.3	37.0	0
50 Appendicitis (550-553)	-	-	-	0	0	0	-	-	-	0	0	0
51 Intestinal obstruction and hernia (560, 561, 570)	-	-	-	0	0	0	-	-	-	0	0	0
52 Gastritis, duodenitis, enteritis and colitis (except diarrhea of the newborn) (543, 571, 572)	-	-	-	0	0	0	-	-	-	0	0	0
53 Cirrhosis of liver (581)	-	-	-	0	0	0	-	-	-	0	0	0
54 Nephritis and nephrosis (590-594)	1	-	1	27.0	0	111.1	-	-	-	0	0	0
55 Hyperplasia of prostate (610)	-	-	-	0	0	0	-	-	-	0	0	0
56 Complications of pregnancy, childbirth and the puerperium (640-652, 670-689)	-	-	-	0	0	0	-	-	-	0	0	0
57 Congenital malformations (750-759)	1	1	-	27.0	35.7	0	-	-	-	0	0	0
58 Birth injuries, postnatal asphyxia and atelectasis (760-762)	-	-	-	0	0	0	-	-	-	0	0	0
59 Infection of the newborn (763-768)	-	-	-	0	0	0	1	-	1	30.3	0	166.7
60 Other diseases peculiar to early infancy, and immaturity unqualified (769-774)	1	1	-	27.0	35.7	0	-	-	-	0	0	0
61 Senility, without mention of psychosis (794)	-	-	-	0	0	0	-	-	-	0	0	0
62 Ill-defined and unknown causes (780-793, 795)	-	-	-	0	0	0	1	1	-	30.3	37.0	0
63 Motor vehicle accidents (E810-E835)	2	1	1	54.1	35.7	111.1	2	2	-	60.6	74.1	0
64 All other accidents (E800-E802, E840-E962)	-	-	-	0	0	0	1	1	-	30.3	37.0	0
65 Suicide (E963, E970, E979)	-	-	-	0	0	0	-	-	-	0	0	0
66 Homicide (E964, E980-E985)	-	-	-	0	0	0	-	-	-	0	0	0
67 All other diseases (residual)	1	-	1	27.0	0	111.1	2	2	-	60.6	74.1	0

TABLE XIV-CVITAL STATISTICS, BY CITY, BY RACE, GEORGIA, 1960
POPULATION 2,500-9,999

ITEM	Hogansville						Homerville						
	Number			Rate or Ratio *			Number			Rate or Ratio *			
	Total	White	Non-White	Total	White	Non-White	Total	White	Non-White	Total	White	Non-White	
1 Estimated population	3,700	2,200	1,500				2,700	1,700	1,000				1
LIVE BIRTHS													
2 Total	79	39	40	21.4	17.7	26.7	96	48	48	35.6	28.2	48.0	2
3 Delivered in hospital	61	39	22	77.2%	100.0%	55.0%	94	47	47	97.9%	97.9%	97.9%	3
4 Delivered in home by physician	4	-	4	5.1%	0%	10.0%	1	1	-	1.0%	2.1%	0%	4
5 Delivered in home by midwife	14	-	14	17.7%	0%	35.0%	1	-	1	1.0%	0%	2.1%	5
6 Other deliveries	-	-	-	0%	0%	0%	-	-	-	0%	0%	0%	6
7 Immature births	8	3	5	101.3	76.9	125.0	9	5	4	93.7	104.2	83.3	7
8 Live births to un-wed mothers	7	-	7	88.6	0	175.0	12	2	10	125.0	41.7	208.3	8
FETAL DEATHS													
9 Total	8	1	7	101.3	25.6	175.0	2	1	1	20.8	20.8	20.8	9
10 Under 20 weeks gestation	6	1	5	75.9	25.6	125.0	-	-	-	0	0	0	10
11 20-27 weeks gestation	-	-	-	0	0	0	2	1	1	20.8	20.8	20.8	11
12 28 weeks and more	1	-	1	12.7	0	25.0	-	-	-	0	0	0	12
13 Unknown length of gestation	1	-	1	12.7	0	25.0	-	-	-	0	0	0	13
DEATHS													
14 Total, all ages	42	33	9	135.1	500.0	600.0	30	11	19	111.1	647.1	1900.0	14
15 Under 1 year	2	1	1	25.3	25.6	25.0	6	1	5	62.5	20.8	104.2	15
16 Under 28 days	2	1	1	25.3	25.6	25.0	5	1	4	52.1	20.8	83.3	16
17 Deaths from immaturity	-	-	-	0	0	0	2	-	2	20.8	0	41.7	17
18 1-4 years **	-	-	-	-	-	-	1	-	1	-	-	-	18
19 Maternal deaths	-	-	-	0	0	0	-	-	-	0	0	0	19
CAUSE OF DEATH													
20 Tuberculosis, all forms (001-019)	1	1	-	27.0	45.5	0	-	-	-	0	0	0	20
21 Syphilis and its sequelae (020-029)	-	-	-	0	0	0	-	-	-	0	0	0	21
22 Typhoid fever (040)	-	-	-	0	0	0	-	-	-	0	0	0	22
23 Dysentery, all forms (045-048)	-	-	-	0	0	0	-	-	-	0	0	0	23
24 Scarlet fever (050)	-	-	-	0	0	0	-	-	-	0	0	0	24
25 Streptococcal sore throat (051)	-	-	-	0	0	0	-	-	-	0	0	0	25
26 Diphtheria (055)	-	-	-	0	0	0	-	-	-	0	0	0	26
27 Whooping cough (056)	-	-	-	0	0	0	-	-	-	0	0	0	27
28 Meningococcal infections (057)	-	-	-	0	0	0	-	-	-	0	0	0	28
29 Acute poliomyelitis (080)	-	-	-	0	0	0	-	-	-	0	0	0	29
30 Acute infectious encephalitis (082)	-	-	-	0	0	0	-	-	-	0	0	0	30
31 Smallpox (084)	-	-	-	0	0	0	-	-	-	0	0	0	31
32 Measles (085)	-	-	-	0	0	0	-	-	-	0	0	0	32
33 Typhus and other rickettsial diseases (100-103, 105-108)	-	-	-	0	0	0	-	-	-	0	0	0	33
34 Rocky Mountain spotted fever (104)	-	-	-	0	0	0	-	-	-	0	0	0	34
35 Malaria (110-117)	-	-	-	0	0	0	-	-	-	0	0	0	35
36 All other diseases classified as Infective and parasitic (030-039, 041-044, 049, 052-054, 059-074, 081, 083, 084-096, 120-138)	-	-	-	0	0	0	-	-	-	0	0	0	36
37 Malignant neoplasms, including neoplasms of lymphatic and haematopoietic tissues (140-205)	3	3	-	81.1	136.4	0	1	1	-	37.0	58.8	0	37
38 Benign and unspecified neoplasms (210-239)	-	-	-	0	0	0	-	-	-	0	0	0	38
39 Diabetes mellitus (260)	-	-	-	0	0	0	-	-	-	0	0	0	39
40 Pellagra (281)	-	-	-	0	0	0	-	-	-	0	0	0	40
41 Anemias (290-293)	1	1	-	27.0	45.5	0	-	-	-	0	0	0	41
42 Vascular lesions affecting central nervous system (330-334)	10	7	3	270.3	318.2	200.0	5	2	3	185.2	117.6	300.0	42
43 Nonmeningococcal meningitis (340)	-	-	-	0	0	0	1	-	1	37.0	0	100.0	43
44 Rheumatic fever (400-402)	-	-	-	0	0	0	-	-	-	0	0	0	44
45 Heart diseases (410-443)	12	10	2	324.3	454.5	133.3	10	4	6	370.4	235.3	600.0	45
46 Hypertension without mention of heart (444-447)	-	-	-	0	0	0	-	-	-	0	0	0	46
47 Influenza and pneumonia (480-483, 490-493)	2	2	-	54.1	90.9	0	2	-	2	74.1	0	200.0	47
48 Bronchitis (500-502)	-	-	-	0	0	0	-	-	-	0	0	0	48
49 Ulcer of stomach and duodenum (540-541)	1	1	-	27.0	45.5	0	-	-	-	0	0	0	49
50 Appendicitis (550-553)	-	-	-	0	0	0	-	-	-	0	0	0	50
51 Intestinal obstruction and hernia (560, 561, 570)	-	-	-	0	0	0	-	-	-	0	0	0	51
52 Gastritis, duodenitis, enteritis and colitis (except diarrhea of the newborn) (543, 571, 572)	-	-	-	0	0	0	-	-	-	0	0	0	52
53 Cirrhosis of liver (581)	2	1	1	54.1	45.5	66.7	1	1	-	37.0	58.8	0	53
54 Nephritis and nephrosis (590-594)	2	-	2	54.1	0	133.3	-	-	-	0	0	0	54
55 Hyperplasia of prostate (610)	-	-	-	0	0	0	-	-	-	0	0	0	55
56 Complications of pregnancy, childbirth and the puerperium (640-652, 670-689)	-	-	-	0	0	0	-	-	-	0	0	0	56
57 Congenital malformations (750-759)	1	1	-	27.0	45.5	0	-	-	-	0	0	0	57
58 Birth injuries, postnatal asphyxia and tetelosis (760-762)	1	1	-	27.0	45.5	0	2	1	1	74.1	58.8	100.0	58
59 Infection of the newborn (763-768)	-	-	-	0	0	0	-	-	-	0	0	0	59
60 Other diseases peculiar to early infancy, and immaturity unqualified (769-776)	1	-	1	27.0	0	66.7	3	-	3	111.1	0	300.0	60
61 Senility, without mention of psychosis (794)	-	-	-	0	0	0	-	-	-	0	0	0	61
62 Ill-defined and unknown causes (780-793, 795)	-	-	-	0	0	0	1	-	1	37.0	0	100.0	62
63 Motor vehicle accidents (E810-E835)	-	-	-	0	0	0	-	-	-	0	0	0	63
64 All other accidents (E800-E802, E840-E962)	-	-	-	0	0	0	1	1	-	37.0	58.8	0	64
65 Suicide (E963, E970, E979)	2	2	-	54.1	90.9	0	-	-	-	0	0	0	65
66 Homicide (E964, E980-E985)	-	-	-	0	0	0	1	-	1	37.0	0	100.0	66
67 All other diseases (residual)	3	3	-	81.1	136.4	0	2	1	1	74.1	58.8	100.0	67

TABLE XIV C VITAL STATISTICS, BY COUNTY, BY RACE, GEORGIA, 1960
POPULATION 2,500-9,999

ITEM	Jackson						Jesup						
	Number			Rate or Ratio *			Number			Rate or Ratio *			
	Total	White	Non-White	Total	White	Non-White	Total	White	Non-White	Total	White	Non-White	
1 Estimated population	2,500	1,400	1,100				7,400	5,100	2,300				1
LIVE BIRTHS													
2 Total	61	22	39	24.4	15.7	35.5	249	159	90	33.6	31.2	39.1	2
3 Delivered in hospital	51	22	29	83.6%	100.0%	74.4%	249	159	90	100.0%	100.0%	100.0%	3
4 Delivered in home by physician	-	-	-	0%	0%	0%	-	-	-	0%	0%	0%	4
5 Delivered in home by midwife	10	-	10	16.4%	0%	25.6%	-	-	-	0%	0%	0%	5
6 Other deliveries	-	-	-	0%	0%	0%	-	-	-	0%	0%	0%	6
7 Immature births	5	1	4	82.0	45.5	102.6	14	2	12	56.2	12.6	133.3	7
8 Live births to un-wed mothers	10	1	9	163.9	45.5	230.8	22	4	18	88.4	25.2	200.0	8
FETAL DEATHS													
9 Total	8	5	3	131.1	227.3	76.9	2	1	1	8.0	6.3	11.1	9
10 Under 20 weeks gestation	1	1	-	16.4	45.5	0	-	-	-	0	0	0	10
11 20-27 weeks gestation	2	1	1	32.8	45.5	25.6	1	-	1	4.0	0	11.1	11
12 28 weeks and more	4	2	2	65.6	90.9	51.3	1	1	-	4.0	6.3	0	12
13 Unknown length of gestation	1	1	-	16.4	45.5	0	-	-	-	0	0	0	13
DEATHS													
14 Total, all ages	31	17	14	240.0	1214.3	1272.7	63	36	27	851.4	705.9	1173.9	14
15 Under 1 year	2	-	2	32.8	0	51.3	7	3	4	28.1	18.9	44.4	15
16 Under 28 days	-	-	-	0	0	0	5	3	2	20.1	18.9	22.2	16
17 Deaths from immaturity	-	-	-	0	0	0	-	-	-	0	0	0	17
18 1-4 years **	1	-	1	0	0	0	1	-	1	0	0	0	18
19 Maternal deaths	-	-	-	0	0	0	-	-	-	0	0	0	19
CAUSE OF DEATH													
20 Tuberculosis, all forms (001-019)	-	-	-	0	0	0	-	-	-	0	0	0	20
21 Syphilis and its sequelae (020-029)	-	-	-	0	0	0	-	-	-	0	0	0	21
22 Typhoid fever (040)	-	-	-	0	0	0	-	-	-	0	0	0	22
23 Dysentery, all forms (045-048)	-	-	-	0	0	0	-	-	-	0	0	0	23
24 Scarlet fever (050)	-	-	-	0	0	0	-	-	-	0	0	0	24
25 Streptococcal sore throat (051)	-	-	-	0	0	0	-	-	-	0	0	0	25
26 Diphtheria (055)	-	-	-	0	0	0	-	-	-	0	0	0	26
27 Whooping cough (056)	-	-	-	0	0	0	-	-	-	0	0	0	27
28 Meningococcal infections (057)	-	-	-	0	0	0	-	-	-	0	0	0	28
29 Acute poliomyelitis (080)	-	-	-	0	0	0	-	-	-	0	0	0	29
30 Acute infectious encephalitis (082)	-	-	-	0	0	0	-	-	-	0	0	0	30
31 Smallpox (084)	-	-	-	0	0	0	-	-	-	0	0	0	31
32 Measles (085)	-	-	-	0	0	0	-	-	-	0	0	0	32
33 Typhus and other rickettsial diseases (100-103, 105-108)	-	-	-	0	0	0	-	-	-	0	0	0	33
34 Rocky Mountain spotted fever (104)	-	-	-	0	0	0	-	-	-	0	0	0	34
35 Malaria (110-117)	-	-	-	0	0	0	-	-	-	0	0	0	35
36 All other diseases classified as infective and parasitic (030-039, 041-044, 049, 052-054, 059-074, 081, 083, 086-096, 120-138)	-	-	-	0	0	0	1	-	1	13.5	0	43.5	36
37 Malignant neoplasms, including neoplasms of lymphatic and haematopoietic tissues (140-205)	6	5	1	240.0	357.1	90.9	6	2	4	81.1	39.2	173.9	37
38 Benign and unspecified neoplasms (210-239)	-	-	-	0	0	0	-	-	-	0	0	0	38
39 Diabetes mellitus (260)	-	-	-	0	0	0	2	1	1	27.0	19.6	43.5	39
40 Pellagra (281)	-	-	-	0	0	0	-	-	-	0	0	0	40
41 Anemias (290-293)	-	-	-	0	0	0	-	-	-	0	0	0	41
42 Vascular lesions affecting central nervous system (330-334)	4	2	2	160.0	142.9	181.8	9	7	2	121.6	137.3	87.0	42
43 Nonmeningococcal meningitis (340)	-	-	-	0	0	0	-	-	-	0	0	0	43
44 Rheumatic fever (400-402)	-	-	-	0	0	0	-	-	-	0	0	0	44
45 Heart diseases (410-443)	11	7	4	440.0	500.0	363.6	20	15	5	270.3	294.1	217.4	45
46 Hypertension without mention of heart (444-447)	-	-	-	0	0	0	-	-	-	0	0	0	46
47 Influenza and pneumonia (480-483, 490-493)	2	-	2	80.0	0	181.8	3	1	2	40.5	19.6	87.0	47
48 Bronchitis (500-502)	-	-	-	0	0	0	-	-	-	0	0	0	48
49 Ulcer of stomach and duodenum (540-541)	-	-	-	0	0	0	-	-	-	0	0	0	49
50 Appendicitis (550-553)	-	-	-	0	0	0	-	-	-	0	0	0	50
51 Intestinal obstruction and hernia (560, 561, 570)	-	-	-	0	0	0	-	-	-	0	0	0	51
52 Gastritis, duodenitis, enteritis and colitis (except diarrhea of the newborn) (543, 571, 572)	1	-	1	40.0	0	90.9	-	-	-	0	0	0	52
53 Cirrhosis of liver (581)	-	-	-	0	0	0	1	1	-	13.5	19.6	0	53
54 Nephritis and nephrosis (590-594)	1	1	-	40.0	71.4	0	2	2	-	27.0	39.2	0	54
55 Hyperplasia of prostate (610)	-	-	-	0	0	0	1	-	1	13.5	0	43.5	55
56 Complications of pregnancy, childbirth and the puerperium (640-652, 670-689)	-	-	-	0	0	0	-	-	-	0	0	0	56
57 Congenital malformations (750-759)	-	-	-	0	0	0	-	-	-	0	0	0	57
58 Birth injuries, postnatal asphyxia and atelectasis (760-762)	-	-	-	0	0	0	4	2	2	54.1	39.2	87.0	58
59 Infection of the newborn (763-768)	-	-	-	0	0	0	1	1	-	13.5	19.6	0	59
60 Other diseases peculiar to early infancy, and immaturity unqualified (769-774)	-	-	-	0	0	0	-	-	-	0	0	0	60
61 Senility, without mention of psychosis (794)	-	-	-	0	0	0	-	-	-	0	0	0	61
62 Ill-defined and unknown causes (780-793, 795)	-	-	-	0	0	0	-	-	-	0	0	0	62
63 Motor vehicle accidents (E810-E835)	-	-	-	0	0	0	2	1	1	27.0	19.6	43.5	63
64 All other accidents (E800-E802, E840-E962)	3	1	2	120.0	71.4	181.8	5	-	5	67.6	0	217.4	64
65 Suicide (E963, E970, E979)	-	-	-	0	0	0	-	-	-	0	0	0	65
66 Homicide (E964, E980-E985)	1	-	1	40.0	0	90.9	-	-	-	0	0	0	66
67 All other diseases (residual)	2	1	1	80.0	71.4	90.9	6	3	3	81.1	58.8	130.4	67

TABLE XIV-C VITAL STATISTICS, BY CITY, BY RACE, GEORGIA, 1960
POPULATION 2,500-9,999

ITEM	Jonesboro						LaFayette						
	Number			Rate or Ratio *			Number			Rate or Ratio *			
	Total	White	Non-White	Total	White	Non-White	Total	White	Non-White	Total	White	Non-White	
1 Estimated population	3,000	2,300	700				5,600	5,100	500				1
LIVE BIRTHS													
2 Total	115	90	25	38.3	39.1	35.7	137	127	10	24.5	24.9	20.0	2
3 Delivered in hospital	107	89	18	93.0%	98.9%	72.0%	136	126	10	99.3%	99.2%	100.0%	3
4 Delivered in home by physician	2	1	1	1.7%	1.1%	4.0%	1	1	-	0.7%	0.8%	0%	4
5 Delivered in home by midwife	6	-	6	5.2%	0%	24.0%	-	-	-	0%	0%	0%	5
6 Other deliveries	-	-	-	0%	0%	0%	-	-	-	0%	0%	0%	6
7 Immature births	12	9	3	104.3	100.0	120.0	10	7	3	73.0	55.1	300.0	7
8 Live births to un-wed mothers	7	2	5	60.9	22.2	200.0	6	3	3	43.8	23.6	300.0	8
FETAL DEATHS													
9 Total	4	3	1	34.8	33.3	40.0	-	-	-	0	0	0	9
10 Under 20 weeks gestation	3	3	-	26.1	33.3	0	-	-	-	0	0	0	10
11 20-27 weeks gestation	1	-	1	8.7	0	40.0	-	-	-	0	0	0	11
12 28 weeks and more	-	-	-	0	0	0	-	-	-	0	0	0	12
13 Unknown length of gestation	-	-	-	0	0	0	-	-	-	0	0	0	13
DEATHS													
14 Total, all ages	27	17	10	900.0	739.1	1428.6	57	51	6	1017.9	1000.0	1200.0	14
15 Under 1 year	2	2	-	17.4	22.2	0	3	2	1	21.9	15.7	100.0	15
16 Under 28 days	1	1	-	8.7	11.1	0	2	1	1	14.6	7.9	100.0	16
17 Deaths from immaturity	-	-	-	0	0	0	1	-	1	7.3	0	100.0	17
18 1-4 years **	-	-	-	-	-	-	1	-	1	-	-	-	18
19 Maternal deaths	-	-	-	0	0	0	-	-	-	0	0	0	19
CAUSE OF DEATH													
20 Tuberculosis, all forms (001-019)	-	-	-	0	0	0	-	-	-	0	0	0	20
21 Syphilis and its sequelae (020-029)	-	-	-	0	0	0	-	-	-	0	0	0	21
22 Typhoid fever (040)	-	-	-	0	0	0	-	-	-	0	0	0	22
23 Dysentery, all forms (045-048)	-	-	-	0	0	0	-	-	-	0	0	0	23
24 Scarlet fever (050)	-	-	-	0	0	0	-	-	-	0	0	0	24
25 Streptococcal sore throat (051)	-	-	-	0	0	0	-	-	-	0	0	0	25
26 Diphtheria (055)	-	-	-	0	0	0	-	-	-	0	0	0	26
27 Whooping cough (056)	-	-	-	0	0	0	-	-	-	0	0	0	27
28 Meningococcal infections (057)	-	-	-	0	0	0	-	-	-	0	0	0	28
29 Acute poliomyelitis (080)	-	-	-	0	0	0	-	-	-	0	0	0	29
30 Acute infectious encephalitis (082)	-	-	-	0	0	0	-	-	-	0	0	0	30
31 Smallpox (084)	-	-	-	0	0	0	-	-	-	0	0	0	31
32 Measles (085)	-	-	-	0	0	0	-	-	-	0	0	0	32
33 Typhus and other rickettsial diseases (100-103, 105-108)	-	-	-	0	0	0	-	-	-	0	0	0	33
34 Rocky Mountain spotted fever (104)	-	-	-	0	0	0	-	-	-	0	0	0	34
35 Malaria (110-117)	-	-	-	0	0	0	-	-	-	0	0	0	35
36 All other diseases classified as Infective and parasitic (030-039, 041-044, 049, 052-054, 059-074, 081, 083, 086-096, 120-138)	-	-	-	0	0	0	-	-	-	0	0	0	36
37 Malignant neoplasms, including neoplasms of lymphatic and haematopoietic tissues (140-205)	4	3	1	133.3	130.4	142.9	6	6	-	107.1	117.6	0	37
38 Benign and unspecified neoplasms (210-239)	-	-	-	0	0	0	-	-	-	0	0	0	38
39 Diabetes mellitus (260)	-	-	-	0	0	0	3	2	1	53.6	39.2	200.0	39
40 Pellagra (281)	-	-	-	0	0	0	-	-	-	0	0	0	40
41 Anemias (290-293)	-	-	-	0	0	0	1	1	-	17.9	19.6	0	41
42 Vascular lesions affecting central nervous system (330-334)	3	1	2	100.0	43.5	285.7	8	8	-	142.9	156.9	0	42
43 Nonmeningococcal meningitis (340)	-	-	-	0	0	0	-	-	-	0	0	0	43
44 Rheumatic fever (400-402)	-	-	-	0	0	0	-	-	-	0	0	0	44
45 Heart diseases (410-443)	12	7	5	400.0	304.3	714.3	15	14	1	267.9	274.5	200.0	45
46 Hypertension without mention of heart (444-447)	1	-	1	33.3	0	142.9	-	-	-	0	0	0	46
47 Influenza and pneumonia (480-483, 490-493)	1	-	1	33.3	0	142.9	5	4	1	89.3	78.4	200.0	47
48 Bronchitis (500-502)	-	-	-	0	0	0	-	-	-	0	0	0	48
49 Ulcer of stomach and duodenum (540-541)	-	-	-	0	0	0	2	2	-	35.7	39.2	0	49
50 Appendicitis (550-553)	-	-	-	0	0	0	-	-	-	0	0	0	50
51 Intestinal obstruction and hernia (560, 561, 570)	1	1	-	33.3	43.5	0	-	-	-	0	0	0	51
52 Gastritis, duodenitis, enteritis and colitis (except diarrhea of the newborn) (543, 571, 572)	-	-	-	0	0	0	-	-	-	0	0	0	52
53 Cirrhosis of liver (581)	-	-	-	0	0	0	2	2	-	35.7	39.2	0	53
54 Nephritis and nephrosis (590-594)	-	-	-	0	0	0	-	-	-	0	0	0	54
55 Hyperplasia of prostate (610)	-	-	-	0	0	0	-	-	-	0	0	0	55
56 Complications of pregnancy, childbirth and the puerperium (640-652, 670-689)	-	-	-	0	0	0	-	-	-	0	0	0	56
57 Congenital malformations (750-759)	-	-	-	0	0	0	2	1	1	35.7	19.6	200.0	57
58 Birth injuries, postnatal asphyxia and atelectasis (760-762)	-	-	-	0	0	0	-	-	-	0	0	0	58
59 Infection of the newborn (763-768)	-	-	-	0	0	0	-	-	-	0	0	0	59
60 Other diseases peculiar to early infancy, and immaturity unqualified (769-776)	1	1	-	33.3	43.5	0	1	-	1	17.9	0	200.0	60
61 Senility, without mention of psychosis (794)	-	-	-	0	0	0	-	-	-	0	0	0	61
62 Ill-defined and unknown causes (780-793, 795)	-	-	-	0	0	0	1	1	-	17.9	19.6	0	62
63 Motor vehicle accidents (E810-E835)	2	2	-	66.7	87.0	0	-	-	-	0	0	0	63
64 All other accidents (E800-E802, E840-E962)	1	1	-	33.3	43.5	0	1	1	-	17.9	19.6	0	64
65 Suicide (E963, E970, E979)	-	-	-	0	0	0	-	-	-	0	0	0	65
66 Homicide (E964, E980-E985)	-	-	-	0	0	0	1	1	-	17.9	19.6	0	66
67 All other diseases (residual)	1	1	-	33.3	43.5	0	9	8	1	160.7	156.9	200.0	67

TABLE XIV-C VITAL STATISTICS, BY CITY, BY RACE, GEORGIA, 1960
POPULATION 2,500-9,999

ITEM	Lawrenceville						Tyons						
	Number			Rate or Ratio *			Number			Rate or Ratio *			
	Total	White	Non-White	Total	White	Non-White	Total	White	Non-White	Total	White	Non-White	
1 Estimated population	3,900	3,300	600				3,200	2,100	1,100				1
LIVE BIRTHS													
2 Total	93	73	20	23.8	22.1	33.3	85	50	35	26.6	23.8	31.8	2
3 Delivered in hospital	93	73	20	100.0%	100.0%	100.0%	58	50	8	68.2%	100.0%	22.9%	3
4 Delivered in home by physician	-	-	-	0%	0%	0%	10	-	10	11.8%	0%	28.6%	4
5 Delivered in home by midwife	-	-	-	0%	0%	0%	17	-	17	20.0%	0%	48.6%	5
6 Other deliveries	-	-	-	0%	0%	0%	-	-	-	0%	0%	0%	6
7 Immature births	5	2	3	53.8	27.4	150.0	6	5	1	70.6	100.0	28.6	7
8 Live births to un-wed mothers	5	2	3	53.8	27.4	150.0	11	-	11	129.4	0	314.3	8
FETAL DEATHS													
9 Total	-	-	-	0	0	0	5	1	4	58.8	20.0	114.3	9
10 Under 20 weeks gestation	-	-	-	0	0	0	1	-	1	11.8	0	28.6	10
11 20-27 weeks gestation	-	-	-	0	0	0	1	-	1	11.8	0	28.6	11
12 28 weeks and more	-	-	-	0	0	0	3	1	2	35.3	20.0	57.1	12
13 Unknown length of gestation	-	-	-	0	0	0	-	-	-	0	0	0	13
DEATHS													
14 Total, all ages	33	24	9	846.2	727.3	1500.0	28	17	11	875.0	809.5	1000.0	14
15 Under 1 year	2	1	1	21.5	13.7	50.0	4	2	2	47.1	40.0	57.1	15
16 Under 28 days	1	1	-	10.8	13.7	0	2	1	1	23.5	20.0	28.6	16
17 Deaths from immaturity	-	-	-	0	0	0	-	-	-	0	0	0	17
18 1-4 years **	-	-	-	0	0	0	-	-	-	0	0	0	18
19 Maternal deaths	-	-	-	0	0	0	-	-	-	0	0	0	19
CAUSE OF DEATH													
20 Tuberculosis, all forms (001-019)	1	1	-	25.6	30.3	0	-	-	-	0	0	0	20
21 Syphilis and its sequelae (020-029)	-	-	-	0	0	0	-	-	-	0	0	0	21
22 Typhoid fever (040)	-	-	-	0	0	0	-	-	-	0	0	0	22
23 Dysentery, all forms (045-048)	-	-	-	0	0	0	-	-	-	0	0	0	23
24 Scarlet fever (050)	-	-	-	0	0	0	-	-	-	0	0	0	24
25 Streptococcal sore throat (051)	-	-	-	0	0	0	-	-	-	0	0	0	25
26 Diphtheria (055)	-	-	-	0	0	0	-	-	-	0	0	0	26
27 Whooping cough (056)	-	-	-	0	0	0	-	-	-	0	0	0	27
28 Meningococcal infections (057)	-	-	-	0	0	0	-	-	-	0	0	0	28
29 Acute poliomyelitis (080)	-	-	-	0	0	0	-	-	-	0	0	0	29
30 Acute infectious encephalitis (082)	-	-	-	0	0	0	-	-	-	0	0	0	30
31 Smallpox (084)	-	-	-	0	0	0	-	-	-	0	0	0	31
32 Measles (085)	-	-	-	0	0	0	-	-	-	0	0	0	32
33 Typhus and other rickettsial diseases (100-103, 105-108)	-	-	-	0	0	0	-	-	-	0	0	0	33
34 Rocky Mountain spotted fever (104)	-	-	-	0	0	0	-	-	-	0	0	0	34
35 Malaria (110-117)	-	-	-	0	0	0	-	-	-	0	0	0	35
36 All other diseases classified as infective and parasitic (030-039, 041-044, 049, 052-054, 059-074, 081, 083, 086-096, 120-138)	1	1	-	25.6	30.3	0	-	-	-	0	0	0	36
37 Malignant neoplasms, including neoplasms of lymphatic and haematopoietic tissues (140-205)	4	2	2	102.6	60.6	333.3	4	3	1	125.0	142.9	90.9	37
38 Benign and unspecified neoplasms (210-239)	-	-	-	0	0	0	-	-	-	0	0	0	38
39 Diabetes mellitus (260)	-	-	-	0	0	0	-	-	-	0	0	0	39
40 Pellagra (281)	-	-	-	0	0	0	-	-	-	0	0	0	40
41 Anemias (290-293)	1	1	-	25.6	30.3	0	-	-	-	0	0	0	41
42 Vascular lesions affecting central nervous system (330-334)	3	2	1	76.9	60.6	166.7	5	3	2	156.3	142.9	181.8	42
43 Nonmeningococcal meningitis (340)	-	-	-	0	0	0	-	-	-	0	0	0	43
44 Rheumatic fever (400-402)	-	-	-	0	0	0	-	-	-	0	0	0	44
45 Heart diseases (410-443)	11	10	1	282.1	303.0	166.7	8	6	2	250.0	285.7	181.8	45
46 Hypertension without mention of heart (444-447)	-	-	-	0	0	0	-	-	-	0	0	0	46
47 Influenza and pneumonia (480-483, 490-493)	6	3	3	153.8	90.9	500.0	1	1	-	31.3	47.6	0	47
48 Bronchitis (500-502)	-	-	-	0	0	0	-	-	-	0	0	0	48
49 Ulcer of stomach and duodenum (540-541)	-	-	-	0	0	0	-	-	-	0	0	0	49
50 Appendicitis (550-553)	-	-	-	0	0	0	-	-	-	0	0	0	50
51 Intestinal obstruction and hernia (560, 561, 570)	-	-	-	0	0	0	-	-	-	0	0	0	51
52 Gastritis, duodenitis, enteritis and colitis (except diarrhea of the newborn) (543, 571, 572)	-	-	-	0	0	0	-	-	-	0	0	0	52
53 Cirrhosis of liver (581)	-	-	-	0	0	0	-	-	-	0	0	0	53
54 Nephritis and nephrosis (590-594)	-	-	-	0	0	0	1	1	1	31.3	0	90.9	54
55 Hyperplasia of prostate (610)	-	-	-	0	0	0	1	-	1	31.3	0	90.9	55
56 Complications of pregnancy, childbirth and the puerperium (640-652, 670-689)	-	-	-	0	0	0	-	-	-	0	0	0	56
57 Congenital malformations (750-759)	-	-	-	0	0	0	1	-	1	31.3	0	90.9	57
58 Birth injuries, postnatal asphyxia and atelectasis (760-762)	-	-	-	0	0	0	-	-	-	0	0	0	58
59 Infection of the newborn (763-768)	-	-	-	0	0	0	-	-	-	0	0	0	59
60 Other diseases peculiar to early infancy, and immaturity unqualified (769-776)	1	1	-	25.6	30.3	0	2	1	1	62.5	47.6	90.9	60
61 Senility, without mention of psychosis (794)	-	-	-	0	0	0	-	-	-	0	0	0	61
62 Ill-defined and unknown causes (780-793, 795)	2	2	-	51.3	60.6	0	1	1	-	0	0	0	62
63 Motor vehicle accidents (E810-E835)	1	-	-	25.6	0	166.7	3	1	2	93.8	47.6	181.8	63
64 All other accidents (E800-E802, E840-E962)	1	-	-	0	0	0	1	1	-	0	0	0	64
65 Suicide (E963, E970, E979)	-	-	-	0	0	0	1	1	-	31.3	47.6	0	65
66 Homicide (E964, E980-E985)	-	-	-	0	0	0	-	-	-	0	0	0	66
67 All other diseases (residual)	2	1	1	51.3	30.3	166.7	-	-	-	0	0	0	67

TABLE XIV-CVITAL STATISTICS, BY CITY, BY RACE, GEORGIA, 1960
POPULATION 2,500-9,999

ITEM	Macon						Manchester						
	Number			Rate or Ratio *			Number			Rate or Ratio *			
	Total	White	Non-White	Total	White	Non-White	Total	White	Non-White	Total	White	Non-White	
1 Estimated population	2,700	1,300	1,400				4,100	2,900	1,200				1
LIVE BIRTHS													
2 Total	69	35	34	25.6	26.9	24.3	86	57	29	21.0	19.7	24.2	2
3 Delivered in hospital	53	35	18	76.8%	100.0%	52.9%	70	57	13	81.4%	100.0%	44.8%	3
4 Delivered in home by physician	2	2	0	2.9%	0%	5.9%	-	-	-	0%	0%	0%	4
5 Delivered in home by midwife	14	-	14	20.3%	0%	41.2%	16	-	16	18.6%	0%	55.2%	5
6 Other deliveries	-	-	-	0%	0%	0%	-	-	-	0%	0%	0%	6
7 Immature births	6	2	4	87.0	57.1	117.6	8	2	6	93.0	35.1	206.9	7
8 Live births to un-wed mothers	14	-	14	202.9	0	411.8	5	-	5	58.1	0	172.4	8
FETAL DEATHS													
9 Total	1	-	1	14.5	0	29.4	2	2	-	23.3	35.1	0	9
10 Under 20 weeks gestation	-	-	-	0	0	0	-	-	-	0	0	0	10
11 20-27 weeks gestation	-	-	-	0	0	0	-	-	-	0	0	0	11
12 28 weeks and more	1	-	1	14.5	0	29.4	1	1	-	11.6	17.5	0	12
13 Unknown length of gestation	-	-	-	0	0	0	1	1	-	11.6	17.5	0	13
DEATHS													
14 Total, all ages	44	14	30	1629.6	1076.9	2142.9	42	27	15	1024.4	931.0	1250.0	14
15 Under 1 year	3	1	2	43.5	28.6	58.8	-	-	-	0	0	0	15
16 Under 28 days	3	1	2	43.5	28.6	58.8	-	-	-	0	0	0	16
17 Deaths from immaturity	1	1	-	14.5	28.6	0	-	-	-	0	0	0	17
18 1-4 years**	1	-	1	-	-	-	-	-	-	-	-	-	18
19 Maternal deaths	-	-	-	0	0	0	-	-	-	0	0	0	19
CAUSE OF DEATH													
20 Tuberculosis, all forms (001-019)	1	-	1	37.0	0	71.4	-	-	-	0	0	0	20
21 Syphilis and its sequelae (020-029)	-	-	-	0	0	0	-	-	-	0	0	0	21
22 Typhoid fever (040)	-	-	-	0	0	0	-	-	-	0	0	0	22
23 Dysentery, all forms (045-048)	-	-	-	0	0	0	-	-	-	0	0	0	23
24 Scarlet fever (050)	-	-	-	0	0	0	-	-	-	0	0	0	24
25 Streptococcal sore throat (051)	-	-	-	0	0	0	-	-	-	0	0	0	25
26 Diphtheria (055)	-	-	-	0	0	0	-	-	-	0	0	0	26
27 Whooping cough (056)	-	-	-	0	0	0	-	-	-	0	0	0	27
28 Meningococcal infections (057)	-	-	-	0	0	0	-	-	-	0	0	0	28
29 Acute poliomyelitis (080)	-	-	-	0	0	0	-	-	-	0	0	0	29
30 Acute infectious encephalitis (082)	-	-	-	0	0	0	-	-	-	0	0	0	30
31 Smallpox (084)	-	-	-	0	0	0	-	-	-	0	0	0	31
32 Measles (085)	-	-	-	0	0	0	-	-	-	0	0	0	32
33 Typhus and other rickettsial diseases (100-103, 105-108)	-	-	-	0	0	0	-	-	-	0	0	0	33
34 Rocky Mountain spotted fever (104)	-	-	-	0	0	0	-	-	-	0	0	0	34
35 Malaria (110-117)	-	-	-	0	0	0	-	-	-	0	0	0	35
36 All other diseases classified as infective and parasitic (030-039, 041-044, 049, 052-054, 059-074, 081, 083, 086-096, 120-138)	-	-	-	0	0	0	-	-	-	0	0	0	36
37 Malignant neoplasms, including neoplasms of lymphatic and haemopoietic tissues (140-205)	3	-	3	111.1	0	214.3	7	7	-	170.7	241.4	0	37
38 Benign and unspecified neoplasms (210-239)	-	-	-	0	0	0	-	-	-	0	0	0	38
39 Diabetes mellitus (260)	1	1	0	37.0	0	71.4	-	-	-	0	0	0	39
40 Pellagra (281)	-	-	-	0	0	0	-	-	-	0	0	0	40
41 Anemias (290-293)	-	-	-	0	0	0	-	-	-	0	0	0	41
42 Vascular lesions affecting central nervous system (330-334)	11	4	7	407.4	307.7	500.0	8	4	4	195.1	137.9	333.3	42
43 Nonmeningococcal meningitis (340)	-	-	-	0	0	0	-	-	-	0	0	0	43
44 Rheumatic fever (400-402)	-	-	-	0	0	0	-	-	-	0	0	0	44
45 Heart diseases (410-443)	10	5	5	370.4	384.6	357.1	17	10	7	414.6	344.8	583.3	45
46 Hypertension without mention of heart (444-447)	-	-	-	0	0	0	-	-	-	0	0	0	46
47 Influenza and pneumonia (480-483, 490-493)	2	1	1	74.1	76.9	71.4	1	-	1	24.4	0	83.3	47
48 Bronchitis (500-502)	-	-	-	0	0	0	-	-	-	0	0	0	48
49 Ulcer of stomach and duodenum (540-541)	3	1	2	111.1	76.9	142.9	-	-	-	0	0	0	49
50 Appendicitis (550-553)	-	-	-	0	0	0	-	-	-	0	0	0	50
51 Intestinal obstruction and hernia (560, 561, 570)	-	-	-	0	0	0	-	-	-	0	0	0	51
52 Gastritis, duodenitis, enteritis and colitis (except diarrhea of the newborn) (543, 571, 572)	1	-	1	37.0	0	71.4	-	-	-	0	0	0	52
53 Cirrhosis of liver (581)	-	-	-	0	0	0	-	-	-	0	0	0	53
54 Nephritis and nephrosis (590-594)	2	1	1	74.1	76.9	71.4	3	1	2	73.2	34.5	166.7	54
55 Hyperplasia of prostate (610)	-	-	-	0	0	0	-	-	-	0	0	0	55
56 Complications of pregnancy, childbirth and the puerperium (640-652, 670-689)	-	-	-	0	0	0	-	-	-	0	0	0	56
57 Congenital malformations (750-759)	-	-	-	0	0	0	-	-	-	0	0	0	57
58 Birth injuries, postnatal asphyxia and atelectasis (760-762)	2	-	2	74.1	0	142.9	-	-	-	0	0	0	58
59 Infection of the newborn (763-768)	-	-	-	0	0	0	-	-	-	0	0	0	59
60 Other diseases peculiar to early infancy, and immaturity unqualified (769-776)	1	1	-	37.0	76.9	0	-	-	-	0	0	0	60
61 Senility, without mention of psychosis (794)	-	-	-	0	0	0	-	-	-	0	0	0	61
62 Ill-defined and unknown causes (780-793, 795)	-	-	-	0	0	0	-	-	-	0	0	0	62
63 Motor vehicle accidents (E810-E835)	1	-	1	37.0	0	71.4	-	-	-	0	0	0	63
64 All other accidents (E800-E802, E840-E962)	2	-	2	74.1	0	142.9	2	1	1	48.8	34.5	83.3	64
65 Suicide (E963, E970, E979)	1	-	1	37.0	0	71.4	-	-	-	0	0	0	65
66 Homicide (E964, E980-E985)	1	-	1	37.0	0	71.4	-	-	-	0	0	0	66
67 All other diseases (residual)	2	1	1	74.1	76.9	71.4	4	4	-	97.6	137.9	0	67

TABLE XIVC VITAL STATISTICS, BY CITY, BY RACE, GEORGIA, 1960
POPULATION 2,500-9,999

ITEM	MaPee						Milledgeville						
	Number			Rate or Ratio *			Number			Rate or Ratio *			
	Total	White	Non-White	Total	White	Non-White	Total	White	Non-White	Total	White	Non-White	
1 Estimated population	2,800	1,800	1,000				3,700	2,000	1,700				1
LIVE BIRTHS													
2 Total	66	26	40	23.6	14.4	40.0	83	37	46	22.4	18.5	27.1	2
3 Delivered in hospital	42	26	16	63.6%	100.0%	40.0%	37	31	6	44.6%	83.8%	13.0%	3
4 Delivered in home by physician	1	-	1	1.5%	0%	2.5%	15	5	10	18.1%	13.5%	21.7%	4
5 Delivered in home by midwife	23	-	23	34.8%	0%	57.5%	31	1	30	37.3%	2.7%	65.2%	5
6 Other deliveries	-	-	-	0%	0%	0%	-	-	-	0%	0%	0%	6
7 Immature births	3	-	3	45.5	0	75.0	5	-	5	60.2	0	108.7	7
8 Live births to un-wed mothers	13	-	13	197.0	0	325.0	16	1	15	192.8	27.0	326.1	8
FETAL DEATHS													
9 Total	-	-	-	0	0	0	5	1	4	60.2	27.0	87.0	9
10 Under 20 weeks gestation	-	-	-	0	0	0	-	-	-	0	0	0	10
11 20-27 weeks gestation	-	-	-	0	0	0	3	-	3	36.1	0	65.2	11
12 28 weeks and more	-	-	-	0	0	0	2	1	1	24.1	27.0	21.7	12
13 Unknown length of gestation	-	-	-	0	0	0	-	-	1	0	0	0	13
DEATHS													
14 Total, all ages	22	15	7	785.7	833.3	700.0	44	26	18	189.2	300.0	1058.8	14
15 Under 1 year	-	-	-	0	0	0	3	1	2	36.1	27.0	43.5	15
16 Under 28 days	-	-	-	0	0	0	2	1	1	24.1	27.0	21.7	16
17 Deaths from immaturity	-	-	-	0	0	0	-	-	-	0	0	0	17
18 1-4 years **	1	1	-	-	-	-	-	-	-	-	-	-	18
19 Maternal deaths	-	-	-	0	0	0	-	-	-	0	0	0	19
CAUSE OF DEATH													
20 Tuberculosis, all forms (001-019)	-	-	-	0	0	0	-	-	-	0	0	0	20
21 Syphilis and its sequelae (020-029)	-	-	-	0	0	0	-	-	-	0	0	0	21
22 Typhoid fever (040)	-	-	-	0	0	0	-	-	-	0	0	0	22
23 Dysentery, all forms (045-048)	-	-	-	0	0	0	-	-	-	0	0	0	23
24 Scarlet fever (050)	-	-	-	0	0	0	-	-	-	0	0	0	24
25 Streptococcal sore throat (051)	-	-	-	0	0	0	-	-	-	0	0	0	25
26 Diphtheria (055)	-	-	-	0	0	0	-	-	-	0	0	0	26
27 Whooping cough (056)	-	-	-	0	0	0	-	-	-	0	0	0	27
28 Meningococcal Infections (057)	-	-	-	0	0	0	-	-	-	0	0	0	28
29 Acute poliomyelitis (080)	-	-	-	0	0	0	-	-	-	0	0	0	29
30 Acute infectious encephalitis (082)	-	-	-	0	0	0	-	-	-	0	0	0	30
31 Smallpox (084)	-	-	-	0	0	0	-	-	-	0	0	0	31
32 Measles (085)	-	-	-	0	0	0	-	-	-	0	0	0	32
33 Typhus and other rickettsial diseases (100-103, 105-108)	-	-	-	0	0	0	-	-	-	0	0	0	33
34 Rocky Mountain spotted fever (104)	-	-	-	0	0	0	-	-	-	0	0	0	34
35 Malaria (110-117)	-	-	-	0	0	0	-	-	-	0	0	0	35
36 All other diseases classified as infective and parasitic (030-039, 041-044, 049, 052-054, 059-074, 081, 083, 086-096, 120-138)	-	-	-	0	0	0	-	-	-	0	0	0	36
37 Malignant neoplasms, including neoplasms of lymphatic and haematopoietic tissues (140-205)	3	2	1	107.1	111.1	100.0	3	2	1	81.1	100.0	58.8	37
38 Benign and unspecified neoplasms (210-239)	-	-	-	0	0	0	-	-	-	0	0	0	38
39 Diabetes mellitus (260)	-	-	-	0	0	0	1	1	-	27.0	50.0	0	39
40 Pellagra (281)	-	-	-	0	0	0	-	-	-	0	0	0	40
41 Anemias (290-293)	-	-	-	0	0	0	-	-	-	0	0	0	41
42 Vascular lesions affecting central nervous system (330-334)	4	4	-	142.9	222.2	0	10	6	4	270.3	300.0	235.3	42
43 Nonmeningococcal meningitis (340)	-	-	-	0	0	0	-	-	-	0	0	0	43
44 Rheumatic fever (400-402)	-	-	-	0	0	0	-	-	-	0	0	0	44
45 Heart diseases (410-443)	8	4	4	285.7	222.2	400.0	19	13	6	513.5	650.0	352.9	45
46 Hypertension without mention of heart (444-447)	-	-	-	0	0	0	-	-	-	0	0	0	46
47 Influenza and pneumonia (480-483, 490-493)	1	-	1	35.7	0	100.0	4	1	3	108.1	50.0	176.5	47
48 Bronchitis (500-502)	-	-	-	0	0	0	-	-	-	0	0	0	48
49 Ulcer of stomach and duodenum (540-541)	-	-	-	0	0	0	-	-	-	0	0	0	49
50 Appendicitis (550-553)	-	-	-	0	0	0	1	-	1	27.0	0	58.8	50
51 Intestinal obstruction and hernia (560, 561, 570)	-	-	-	0	0	0	-	-	-	0	0	0	51
52 Gastritis, duodenitis, enteritis and colitis (except diarrhea of the newborn) (543, 571, 572)	1	-	1	35.7	0	100.0	-	-	-	0	0	0	52
53 Cirrhosis of liver (581)	-	-	-	0	0	0	-	-	-	0	0	0	53
54 Nephritis and nephrosis (590-594)	-	-	-	0	0	0	-	-	-	0	0	0	54
55 Hyperplasia of prostate (610)	-	-	-	0	0	0	-	-	-	0	0	0	55
56 Complications of pregnancy, childbirth and the puerperium (640-652, 670-689)	-	-	-	0	0	0	-	-	-	0	0	0	56
57 Congenital malformations (750-759)	1	1	-	35.7	55.6	0	-	-	-	0	0	0	57
58 Birth injuries, postnatal asphyxia and asfektosis (760-762)	-	-	-	0	0	0	-	-	-	0	0	0	58
59 Infection of the newborn (763-768)	-	-	-	0	0	0	1	-	1	27.0	0	58.8	59
60 Other diseases peculiar to early infancy, and immaturity unqualified (769-776)	-	-	-	0	0	0	-	-	-	0	0	0	60
61 Senility, without mention of psychosis (794)	-	-	-	0	0	0	-	-	-	0	0	0	61
62 Ill-defined and unknown causes (780-793, 795)	-	-	-	0	0	0	2	1	1	54.1	50.0	58.8	62
63 Motor vehicle accidents (E810-E835)	1	1	-	35.7	55.6	0	-	-	-	0	0	0	63
64 All other accidents (E800-E802, E840-E962)	1	1	-	35.7	55.6	0	2	1	1	54.1	50.0	58.8	64
65 Suicide (E963, E970, E979)	-	-	-	0	0	0	-	-	-	0	0	0	65
66 Homicide (E964, E980-E985)	-	-	-	0	0	0	-	-	-	0	0	0	66
67 All other diseases (residual)	2	2	-	71.4	111.1	0	1	1	-	27.0	50.0	0	67

TABLE XIV-C VITAL STATISTICS, BY CITY, BY RACE, GEORGIA, 1960
POPULATION 2,500-9,999

ITEM	Monroe						Montezuma						
	Number			Rate or Ratio *			Number			Rate or Ratio *			
	Total	White	Non-White	Total	White	Non-White	Total	White	Non-White	Total	White	Non-White	
1 Estimated population	6,800	4,900	1,900				3,700	1,600	2,100				1
LIVE BIRTHS													
2 Total	156	94	62	22.9	19.2	32.6	98	26	72	26.5	16.3	34.3	2
3 Delivered in hospital	150	94	56	96.2%	100.0%	90.3%	74	26	48	75.5%	100.0%	66.7%	3
4 Delivered in home by physician	-	-	-	0%	0%	0%	1	-	1	1.0%	0%	1.4%	4
5 Delivered in home by midwife	6	-	6	3.8%	0%	9.7%	23	-	23	23.5%	0%	31.9%	5
6 Other deliveries	-	-	-	0%	0%	0%	-	-	-	0%	0%	0%	6
7 Immature births	21	8	13	134.6	85.1	209.7	7	-	7	71.4	0	97.2	7
8 Live births to un-wed mothers	13	1	12	83.3	10.6	193.5	24	-	24	244.9	0	333.3	8
FETAL DEATHS													
9 Total	10	7	3	64.1	74.5	48.4	2	-	2	20.4	0	27.8	9
10 Under 20 weeks gestation	4	2	2	25.6	21.3	32.3	-	-	-	0	0	0	10
11 20-27 weeks gestation	3	3	-	19.2	31.9	0	1	-	1	10.2	0	13.9	11
12 28 weeks and more	2	1	1	12.8	10.6	16.1	1	-	1	10.2	0	13.9	12
13 Unknown length of gestation	1	1	-	6.4	10.6	0	-	-	-	0	0	0	13
DEATHS													
14 Total, all ages	61	42	19	897.1	857.1	1000.0	51	21	30	378.4	312.5	428.6	14
15 Under 1 year	8	3	5	51.3	31.9	80.6	6	-	6	61.2	0	83.3	15
16 Under 28 days	5	3	2	32.1	31.9	32.3	2	-	2	20.4	0	27.8	16
17 Deaths from immaturity	4	3	1	25.6	31.9	16.1	-	-	-	0	0	0	17
18 1-4 years **	-	-	-	-	-	-	3	1	2	-	-	-	18
19 Maternal deaths	1	-	1	64.1	0	161.3	-	-	-	0	0	0	19
CAUSE OF DEATH													
20 Tuberculosis, all forms (001-019)	1	1	-	14.7	20.4	0	2	1	1	54.1	62.5	47.6	20
21 Syphilis and its sequelae (020-029)	-	-	-	0	0	0	1	-	1	27.0	0	47.6	21
22 Typhoid fever (040)	-	-	-	0	0	0	-	-	-	0	0	0	22
23 Dysentery, all forms (045-048)	1	1	-	14.7	20.4	0	-	-	-	0	0	0	23
24 Scarlet fever (050)	-	-	-	0	0	0	-	-	-	0	0	0	24
25 Streptococcal sore throat (051)	-	-	-	0	0	0	-	-	-	0	0	0	25
26 Diphtheria (055)	-	-	-	0	0	0	2	1	1	54.1	62.5	47.6	26
27 Whooping cough (056)	-	-	-	0	0	0	-	-	-	0	0	0	27
28 Meningococcal infections (057)	-	-	-	0	0	0	-	-	-	0	0	0	28
29 Acute poliomyelitis (080)	-	-	-	0	0	0	-	-	-	0	0	0	29
30 Acute infectious encephalitis (082)	-	-	-	0	0	0	-	-	-	0	0	0	30
31 Smallpox (084)	-	-	-	0	0	0	-	-	-	0	0	0	31
32 Measles (085)	-	-	-	0	0	0	-	-	-	0	0	0	32
33 Typhus and other rickettsial diseases (100-103, 105-108)	-	-	-	0	0	0	-	-	-	0	0	0	33
34 Rocky Mountain spotted fever (104)	-	-	-	0	0	0	-	-	-	0	0	0	34
35 Malaria (110-117)	-	-	-	0	0	0	-	-	-	0	0	0	35
36 All other diseases classified as infective and parasitic (030-039, 041-044, 049, 052-054, 059-074, 081, 083, 086-096, 120-138)	-	-	-	0	0	0	-	-	-	0	0	0	36
37 Malignant neoplasms, including neoplasms of lymphatic and haematopoietic tissues (140-205)	2	2	-	29.4	40.8	0	3	3	-	81.1	187.5	0	37
38 Benign and unspecified neoplasms (210-239)	2	1	1	29.4	20.4	52.6	-	-	-	0	0	0	38
39 Diabetes mellitus (260)	1	-	1	14.7	0	52.6	-	-	-	0	0	0	39
40 Pellagra (281)	-	-	-	0	0	0	-	-	-	0	0	0	40
41 Anemias (290-293)	-	-	-	0	0	0	-	-	-	0	0	0	41
42 Vascular lesions affecting central nervous system (330-334)	9	5	4	132.4	102.0	210.5	8	1	7	216.2	62.5	333.3	42
43 Nonmeningococcal meningitis (340)	1	-	1	14.7	0	52.6	-	-	-	0	0	0	43
44 Rheumatic fever (400-402)	-	-	-	0	0	0	-	-	-	0	0	0	44
45 Heart diseases (410-443)	20	17	3	294.1	346.9	157.9	16	9	7	432.4	562.5	333.3	45
46 Hypertension without mention of heart (444-447)	-	-	-	0	0	0	-	-	-	0	0	0	46
47 Influenza and pneumonia (480-483, 490-493)	6	5	1	88.2	102.0	52.6	4	2	2	108.1	125.0	95.2	47
48 Bronchitis (500-502)	-	-	-	0	0	0	-	-	-	0	0	0	48
49 Ulcer of stomach and duodenum (540-541)	1	-	1	14.7	0	52.6	-	-	-	0	0	0	49
50 Appendicitis (550-553)	1	1	-	14.7	20.4	0	-	-	-	0	0	0	50
51 Intestinal obstruction and hernia (560, 561, 570)	-	-	-	0	0	0	-	-	-	0	0	0	51
52 Gastritis, duodenitis, enteritis and colitis (except diarrhea of the newborn) (543, 571, 572)	1	1	-	14.7	20.4	0	1	-	1	27.0	0	47.6	52
53 Cirrhosis of liver (581)	-	-	-	0	0	0	-	-	-	0	0	0	53
54 Nephritis and nephrosis (590-594)	1	1	-	14.7	20.4	0	-	-	-	0	0	0	54
55 Hyperplasia of prostate (610)	-	-	-	0	0	0	-	-	-	0	0	0	55
56 Complications of pregnancy, childbirth and the puerperium (640-652, 670-689)	1	-	1	14.7	0	52.6	-	-	-	0	0	0	56
57 Congenital malformations (750-759)	-	-	-	0	0	0	1	-	1	27.0	0	47.6	57
58 Birth injuries, postnatal asphyxia and atelectasis (760-762)	-	-	-	0	0	0	-	-	-	0	0	0	58
59 Infection of the newborn (763-768)	-	-	-	0	0	0	1	-	1	27.0	0	47.6	59
60 Other diseases peculiar to early infancy, and immaturity unqualified (769-776)	5	3	2	73.5	61.2	105.3	3	-	3	81.1	0	142.9	60
61 Sanility, without mention of psychosis (794)	-	-	-	0	0	0	-	-	-	0	0	0	61
62 Ill-defined and unknown causes (780-793, 795)	-	-	-	0	0	0	1	1	-	27.0	62.5	0	62
63 Motor vehicle accidents (E810-E835)	1	1	-	14.7	20.4	0	2	-	2	54.1	0	95.2	63
64 All other accidents (E800-E802, E840-E962)	1	-	1	14.7	20.4	0	3	2	1	81.1	125.0	47.6	64
65 Suicide (E963, E970, E979)	-	-	-	0	0	0	-	-	-	0	0	0	65
66 Homicide (E964, E980-E985)	-	-	-	0	0	0	-	-	-	0	0	0	66
67 All other diseases (residual)	6	2	4	88.2	40.8	210.5	3	1	2	81.1	62.5	95.2	67

TABLE XIV-C VITAL STATISTICS, BY CITY, BY RACE, GEORGIA, 1960
POPULATION 2,500-9,999

ITEM	Nashville						Ocala						
	Number			Rate or Ratio *			Number			Rate or Ratio *			
	Total	White	Non-White	Total	White	Non-White	Total	White	Non-White	Total	White	Non-White	
1 Estimated population	4,100	3,200	900				3,200	1,600	1,600				1
LIVE BIRTHS													
2 Total	101	75	26	24.6	23.4	28.9	75	22	53	23.4	13.8	33.1	2
3 Delivered in hospital	94	74	20	93.1%	98.7%	76.9%	40	22	18	53.3%	100.0%	34.0%	3
4 Delivered in home by physician	2	1	1	2.0%	1.3%	3.8%	-	-	-	0%	0%	0%	4
5 Delivered in home by midwife	5	-	5	5.0%	0%	19.2%	35	-	35	46.7%	0%	66.0%	5
6 Other deliveries	6	-	-	0%	0%	0%	-	-	-	0%	0%	0%	6
7 Immature births	10	3	7	99.0	40.0	269.2	5	1	4	66.7	45.5	75.5	7
8 Live births to un-wed mothers	8	2	6	79.2	26.7	230.8	18	1	17	240.0	45.5	320.8	8
FETAL DEATHS													
9 Total	3	3	-	29.7	40.0	0	7	2	5	93.3	90.9	94.3	9
10 Under 20 weeks gestation	1	1	-	9.9	13.3	0	2	2	-	26.7	90.9	0	10
11 20-27 weeks gestation	-	-	-	0	0	0	1	-	1	13.3	0	18.9	11
12 28 weeks and more	2	2	-	19.8	26.7	0	3	-	3	40.0	0	56.6	12
13 Unknown length of gestation	-	-	-	0	0	0	1	-	1	13.3	0	18.9	13
DEATHS													
14 Total, all ages	42	32	10	1024.4	1000.0	1111.1	36	17	19	125.0	1062.5	1187.5	14
15 Under 1 year	4	2	2	39.6	26.7	76.9	3	1	2	40.0	45.5	37.7	15
16 Under 28 days	3	2	1	29.7	26.7	38.5	-	-	-	0	0	0	16
17 Deaths from immaturity	-	-	-	0	0	0	-	-	-	0	0	0	17
18 1-4 years **	1	1	-	-	-	-	-	-	-	0	0	0	18
19 Maternal deaths	-	-	-	64.5	0	285.7	-	-	-	0	0	0	19
CAUSE OF DEATH													
20 Tuberculosis, all forms (001-019)	-	-	-	0	0	0	-	-	-	0	0	0	20
21 Syphilis and its sequelae (020-029)	-	-	-	0	0	0	-	-	-	0	0	0	21
22 Typhoid fever (040)	-	-	-	0	0	0	-	-	-	0	0	0	22
23 Dysentery, all forms (045-048)	-	-	-	0	0	0	-	-	-	0	0	0	23
24 Scarlet fever (050)	-	-	-	0	0	0	-	-	-	0	0	0	24
25 Streptococcal sore throat (051)	-	-	-	0	0	0	-	-	-	0	0	0	25
26 Diphtheria (055)	-	-	-	0	0	0	-	-	-	0	0	0	26
27 Whooping cough (056)	-	-	-	0	0	0	-	-	-	0	0	0	27
28 Meningococcal infections (057)	-	-	-	0	0	0	-	-	-	0	0	0	28
29 Acute poliomyelitis (080)	-	-	-	0	0	0	-	-	-	0	0	0	29
30 Acute infectious encephalitis (082)	-	-	-	0	0	0	-	-	-	0	0	0	30
31 Smallpox (084)	-	-	-	0	0	0	-	-	-	0	0	0	31
32 Measles (085)	-	-	-	0	0	0	-	-	-	0	0	0	32
33 Typhus and other rickettsial diseases (100-103, 105-108)	-	-	-	0	0	0	-	-	-	0	0	0	33
34 Rocky Mountain spotted fever (104)	-	-	-	0	0	0	-	-	-	0	0	0	34
35 Malaria (110-117)	-	-	-	0	0	0	-	-	-	0	0	0	35
36 All other diseases classified as infective and parasitic (030-039, 041-044, 049, 052-054, 059-074, 081, 083, 086-096, 120-138)	-	-	-	0	0	0	-	-	-	0	0	0	36
37 Malignant neoplasms, including neoplasms of lymphatic and haematopoietic tissues (140-205)	8	6	2	195.1	187.5	222.2	4	-	4	125.0	0	250.0	37
38 Benign and unspecified neoplasms (210-239)	-	-	-	0	0	0	-	-	-	0	0	0	38
39 Diabetes mellitus (260)	3	3	-	73.2	93.8	0	-	-	-	0	0	0	39
40 Pellagra (281)	-	-	-	0	0	0	-	-	-	0	0	0	40
41 Anemias (290-293)	-	-	-	0	0	0	-	-	-	0	0	0	41
42 Vascular lesions affecting central nervous system (330-334)	5	3	2	122.0	93.8	222.2	9	5	4	281.3	312.5	250.0	42
43 Nonmeningococcal meningitis (340)	-	-	-	0	0	0	-	-	-	0	0	0	43
44 Rheumatic fever (400-402)	-	-	-	0	0	0	-	-	-	0	0	0	44
45 Heart diseases (410-443)	14	12	2	341.5	375.0	222.2	14	7	7	437.5	437.5	437.5	45
46 Hypertension without mention of heart (444-447)	-	-	-	0	0	0	-	-	-	0	0	0	46
47 Influenza and pneumonia (480-483, 490-493)	1	1	-	24.4	31.3	0	5	3	2	156.3	187.5	125.0	47
48 Bronchitis (500-502)	-	-	-	0	0	0	-	-	-	0	0	0	48
49 Ulcer of stomach and duodenum (540-541)	-	-	-	0	0	0	-	-	-	0	0	0	49
50 Appendicitis (550-553)	-	-	-	0	0	0	-	-	-	0	0	0	50
51 Intestinal obstruction and hernia (560, 561, 570)	1	-	1	24.4	0	111.1	1	-	1	31.3	0	62.5	51
52 Gastritis, duodenitis, enteritis and colitis (except diarrhea of the newborn) (543, 571, 572)	2	1	1	48.8	31.3	111.1	-	-	-	0	0	0	52
53 Cirrhosis of liver (581)	1	1	-	24.4	31.3	0	-	-	-	0	0	0	53
54 Nephritis and nephrosis (590-594)	-	-	-	0	0	0	-	-	-	0	0	0	54
55 Hyperplasia of prostate (610)	-	-	-	0	0	0	-	-	-	0	0	0	55
56 Complications of pregnancy, childbirth and the puerperium (640-652, 670-689)	-	-	-	0	0	0	-	-	-	0	0	0	56
57 Congenital malformations (750-759)	1	1	-	24.4	31.3	0	-	-	-	0	0	0	57
58 Birth injuries, postnatal asphyxia and olelethosis (760-762)	1	1	-	24.4	31.3	0	-	-	-	0	0	0	58
59 Infection of the newborn (763-768)	-	-	-	0	0	0	-	-	-	0	0	0	59
60 Other diseases peculiar to early infancy, and immaturity unqualified (769-776)	-	-	-	0	0	0	-	-	-	0	0	0	60
61 Senility, without mention of psychosis (794)	-	-	-	0	0	0	-	-	-	0	0	0	61
62 Ill-defined and unknown causes (780-793, 795)	1	-	1	24.4	0	111.1	1	-	1	31.3	0	62.5	62
63 Motor vehicle accidents (E810-E835)	-	-	-	0	0	0	-	-	-	0	0	0	63
64 All other accidents (E800-E802, E840-E962)	1	-	1	24.4	0	111.1	1	1	-	31.3	62.5	0	64
65 Suicide (E963, E970, E979)	-	-	-	0	0	0	-	-	-	0	0	0	65
66 Homicide (E964, E980-E985)	-	-	-	0	0	0	-	-	-	0	0	0	66
67 All other diseases (residual)	3	3	-	73.2	93.8	0	1	1	-	31.3	62.5	0	67

TABLE XIV-C VITAL STATISTICS, BY CITY, BY RACE, GEORGIA, 1960
POPULATION 2,500 - 9,999

ITEM	Pelham						Perry						
	Number			Rate or Ratio *			Number			Rate or Ratio *			
	Total	White	Non-White	Total	White	Non-White	Total	White	Non-White	Total	White	Non-White	
1 Estimated population	4,600	2,500	2,100				6,100	3,300	2,800				1
LIVE BIRTHS													
2 Total	114	42	72	24.8	16.8	34.3	167	69	98	27.4	20.9	35.0	2
3 Delivered in hospital	97	42	55	85.1%	100.0%	76.4%	160	69	91	95.8%	100.0%	92.9%	3
4 Delivered in home by physician	-	-	-	0%	0%	0%	-	-	-	0%	0%	0%	4
5 Delivered in home by midwife	17	-	17	14.9%	0%	23.6%	7	-	7	4.2%	0%	7.1%	5
6 Other deliveries	-	-	-	0%	0%	0%	-	-	-	0%	0%	0%	6
7 Immature births	13	4	9	11.4	95.2	125.0	11	1	10	65.9	14.5	102.0	7
8 Live births to un-wed mothers	16	-	16	140.4	0	222.2	21	1	20	125.7	14.5	204.1	8
FETAL DEATHS													
9 Total	3	-	3	26.3	0	41.7	4	1	3	24.0	14.5	30.6	9
10 Under 20 weeks gestation	1	-	1	8.8	0	13.9	1	-	1	6.0	0	10.2	10
11 20-27 weeks gestation	1	-	1	8.8	0	13.9	-	-	-	0	0	0	11
12 28 weeks and more	1	-	1	8.8	0	13.9	3	1	2	18.0	14.5	20.4	12
13 Unknown length of gestation	-	-	-	0	0	0	-	-	-	0	0	0	13
DEATHS													
14 Total, all ages	55	26	29	195.7	1040.0	1381.0	48	21	27	786.9	636.4	964.3	14
15 Under 1 year	7	1	6	61.4	23.8	83.3	4	2	2	24.0	29.0	20.4	15
16 Under 28 days	2	-	2	17.5	0	27.8	3	2	1	18.0	29.0	10.2	16
17 Deaths from immaturity	-	-	-	0	0	0	-	-	-	0	0	0	17
18 1-4 years **	-	-	-	0	0	0	-	-	-	0	0	0	18
19 Maternal deaths	-	-	-	0	0	0	-	-	-	0	0	0	19
CAUSE OF DEATH													
20 Tuberculosis, all forms (001-019)	-	-	-	0	0	0	-	-	-	0	0	0	20
21 Syphilis and its sequelae (020-029)	-	-	-	0	0	0	-	-	-	0	0	0	21
22 Typhoid fever (040)	-	-	-	0	0	0	-	-	-	0	0	0	22
23 Dysentery, all forms (045-048)	-	-	-	0	0	0	-	-	-	0	0	0	23
24 Scarlet fever (050)	-	-	-	0	0	0	-	-	-	0	0	0	24
25 Streptococcal sore throat (051)	-	-	-	0	0	0	-	-	-	0	0	0	25
26 Diphtheria (055)	-	-	-	0	0	0	-	-	-	0	0	0	26
27 Whooping cough (056)	-	-	-	0	0	0	-	-	-	0	0	0	27
28 Meningococcal infections (057)	-	-	-	0	0	0	-	-	-	0	0	0	28
29 Acute poliomyelitis (080)	-	-	-	0	0	0	-	-	-	0	0	0	29
30 Acute infectious encephalitis (082)	-	-	-	0	0	0	-	-	-	0	0	0	30
31 Smallpox (084)	-	-	-	0	0	0	-	-	-	0	0	0	31
32 Measles (085)	-	-	-	0	0	0	-	-	-	0	0	0	32
33 Typhus and other rickettsial diseases (100-103, 105-108)	-	-	-	0	0	0	-	-	-	0	0	0	33
34 Rocky Mountain spotted fever (104)	-	-	-	0	0	0	-	-	-	0	0	0	34
35 Malaria (110-117)	-	-	-	0	0	0	-	-	-	0	0	0	35
36 All other diseases classified as infective and parasitic (030-039, 041-044, 049, 052-054, 059-074, 081, 083, 086-096, 120-138)	-	-	-	0	0	0	-	-	-	0	0	0	36
37 Malignant neoplasms, including neoplasms of lymphatic and haematopoietic tissues (140-205)	5	3	2	108.7	120.0	95.2	3	2	1	49.2	60.6	35.7	37
38 Benign and unspecified neoplasms (210-239)	-	-	-	0	0	0	-	-	-	0	0	0	38
39 Diabetes mellitus (260)	-	-	-	0	0	0	2	1	1	32.8	30.3	35.7	39
40 Pellagra (281)	-	-	-	0	0	0	-	-	-	0	0	0	40
41 Anemias (290-293)	-	-	-	0	0	0	-	-	-	0	0	0	41
42 Vascular lesions affecting central nervous system (330-334)	9	4	5	195.7	160.0	238.1	7	4	3	114.8	121.2	107.1	42
43 Nonmeningococcal meningitis (340)	-	-	-	0	0	0	-	-	-	0	0	0	43
44 Rheumatic fever (400-402)	-	-	-	0	0	0	-	-	-	0	0	0	44
45 Heart diseases (410-443)	17	11	6	369.6	440.0	285.7	19	6	13	311.5	181.8	464.3	45
46 Hypertension without mention of heart (444-447)	1	-	1	21.7	0	47.6	-	-	-	0	0	0	46
47 Influenza and pneumonia (480-483, 490-493)	5	2	3	108.7	80.0	142.9	2	-	2	32.8	0	71.4	47
48 Bronchitis (500-502)	-	-	-	0	0	0	-	-	-	0	0	0	48
49 Ulcer of stomach and duodenum (540-541)	1	1	-	21.7	40.0	0	1	-	1	16.4	0	35.7	49
50 Appendicitis (550-553)	-	-	-	0	0	0	1	1	-	16.4	30.3	0	50
51 Intestinal obstruction and hernia (560, 561, 570)	-	-	-	0	0	0	-	-	-	0	0	0	51
52 Gastritis, duodenitis, enteritis and colitis (except diarrhea of the newborn) (543, 571, 572)	2	-	2	43.5	0	95.2	-	-	-	0	0	0	52
53 Cirrhosis of liver (581)	-	-	-	0	0	0	-	-	-	0	0	0	53
54 Nephritis and nephrosis (590-594)	1	-	1	21.7	0	47.6	1	-	1	16.4	0	35.7	54
55 Hyperplasia of prostate (610)	2	1	1	43.5	40.0	47.6	-	-	-	0	0	0	55
56 Complications of pregnancy, childbirth and the puerperium (640-652, 670-689)	-	-	-	0	0	0	-	-	-	0	0	0	56
57 Congenital malformations (750-759)	-	-	-	0	0	0	1	1	-	16.4	30.3	0	57
58 Birth injuries, postnatal asphyxia and tetletosis (760-762)	2	-	2	43.5	0	95.2	1	1	-	16.4	30.3	0	58
59 Infection of the newborn (763-768)	-	-	-	0	0	0	1	-	1	16.4	0	35.7	59
60 Other diseases peculiar to early infancy, and immaturity unqualified (769-776)	-	-	-	0	0	0	-	-	-	0	0	0	60
61 Senility, without mention of psychosis (794)	-	-	-	0	0	0	-	-	-	0	0	0	61
62 Ill-defined and unknown causes (780-793, 795)	3	1	2	65.2	40.0	95.2	-	-	-	0	0	0	62
63 Motor vehicle accidents (E810-E835)	-	-	-	0	0	0	-	-	-	0	0	0	63
64 All other accidents (E800-E802, E840-E962)	4	1	3	87.0	40.0	142.9	-	-	-	0	0	0	64
65 Suicide (E963, E970, E979)	-	-	-	0	0	0	-	-	-	0	0	0	65
66 Homicide (E964, E980-E985)	1	-	1	21.7	0	47.6	2	-	2	32.8	0	71.4	66
67 All other diseases (residual)	2	2	-	43.5	80.0	0	7	5	2	114.8	151.5	71.4	67

TABLE XIV-C VITAL STATISTICS, BY CITY, BY RACE, GEORGIA, 1960
POPULATION 2,500-9,999

ITEM	Port Wentworth						Quitman					
	Number			Rate or Ratio *			Number			Rate or Ratio *		
	Total	White	Non-White	Total	White	Non-White	Total	White	Non-White	Total	White	Non-White
1 Estimated population	3,800	3,600	200				5,100	2,600	2,500			
LIVE BIRTHS												
2 Total	2	2	-	0.5	0.6	0	125	52	73	24.5	20.0	29.2
3 Delivered in hospital	2	2	-	100.0%	100.0%	...	84	50	34	67.2%	96.2%	46.6%
4 Delivered in home by physician	-	-	-	0%	0%	...	-	-	-	0%	0%	0%
5 Delivered in home by midwife	-	-	-	0%	0%	...	41	2	39	32.8%	3.8%	53.4%
6 Other deliveries	-	-	-	0%	0%	...	-	-	-	0%	0%	0%
7 Immature births	-	-	-	0	0	...	12	1	11	96.0	19.2	150.7
8 Live births to un-wed mothers	-	-	-	0	0	...	21	1	20	168.0	19.2	274.0
FETAL DEATHS												
9 Total	1	1	-	500.0	500.0	...	6	3	3	48.0	57.7	41.1
10 Under 20 weeks gestation	1	1	-	500.0	500.0	...	3	3	-	24.0	57.7	0
11 20-27 weeks gestation	-	-	-	0	0	...	-	-	-	0	0	0
12 28 weeks and more	-	-	-	0	0	...	3	-	3	24.0	0	41.1
13 Unknown length of gestation	-	-	-	0	0	...	-	-	-	0	0	0
DEATHS												
14 Total, all ages	9	9	-	236.8	250.0	0	77	38	39	509.8	461.5	560.0
15 Under 1 year	-	-	-	0	0	...	6	-	6	48.0	0	82.2
16 Under 28 days	-	-	-	0	0	...	4	-	4	32.0	0	54.8
17 Deaths from immaturity	-	-	-	0	0	...	1	-	1	8.0	0	13.7
18 1-4 years **	-	-	-	-	-	-	-	-	-	-	-	-
19 Maternal deaths	-	-	-	0	0	0	-	-	-	0	0	0
CAUSE OF DEATH												
20 Tuberculosis, all forms (001-019)	-	-	-	0	0	0	1	-	1	19.6	0	40.0
21 Syphilis and its sequelae (020-029)	-	-	-	0	0	0	-	-	-	0	0	0
22 Typhoid fever (040)	-	-	-	0	0	0	-	-	-	0	0	0
23 Dysentery, all forms (045-048)	-	-	-	0	0	0	-	-	-	0	0	0
24 Scarlet fever (050)	-	-	-	0	0	0	-	-	-	0	0	0
25 Streptococcal sore throat (051)	-	-	-	0	0	0	-	-	-	0	0	0
26 Diphtheria (055)	-	-	-	0	0	0	-	-	-	0	0	0
27 Whooping cough (056)	-	-	-	0	0	0	-	-	-	0	0	0
28 Meningococcal infections (057)	-	-	-	0	0	0	-	-	-	0	0	0
29 Acute poliomyelitis (080)	-	-	-	0	0	0	-	-	-	0	0	0
30 Acute infectious encephalitis (082)	-	-	-	0	0	0	-	-	-	0	0	0
31 Smallpox (084)	-	-	-	0	0	0	-	-	-	0	0	0
32 Measles (085)	-	-	-	0	0	0	-	-	-	0	0	0
33 Typhus and other rickettsial diseases (100-103, 105-108)	-	-	-	0	0	0	-	-	-	0	0	0
34 Rocky Mountain spotted fever (104)	-	-	-	0	0	0	-	-	-	0	0	0
35 Malaria (110-117)	-	-	-	0	0	0	-	-	-	0	0	0
36 All other diseases classified as infective and parasitic (030-039, 041-044, 049, 052-054, 059-074, 081, 083, 086-096, 120-138)	-	-	-	0	0	0	1	1	-	19.6	38.5	0
37 Malignant neoplasms, including neoplasms of lymphatic and haematopoietic tissues (140-205)	4	4	-	105.3	111.1	0	7	4	3	137.3	153.8	120.0
38 Benign and unspecified neoplasms (210-239)	-	-	-	0	0	0	1	-	1	19.6	0	40.0
39 Diabetes mellitus (260)	-	-	-	0	0	0	1	1	-	19.6	38.5	0
40 Pellagra (281)	-	-	-	0	0	0	-	-	-	0	0	0
41 Anemias (290-293)	-	-	-	0	0	0	-	-	-	0	0	0
42 Vascular lesions affecting central nervous system (330-334)	1	1	-	26.3	27.8	0	23	5	18	451.0	192.3	720.0
43 Nonmeningococcal meningitis (340)	-	-	-	0	0	0	-	-	-	0	0	0
44 Rheumatic fever (400-402)	-	-	-	0	0	0	-	-	-	0	0	0
45 Heart diseases (410-443)	3	3	-	78.9	83.3	0	20	15	5	392.2	576.9	200.0
46 Hypertension without mention of heart (444-447)	-	-	-	0	0	0	-	-	-	0	0	0
47 Influenza and pneumonia (480-483, 490-493)	-	-	-	0	0	0	1	-	1	19.6	0	40.0
48 Bronchitis (500-502)	-	-	-	0	0	0	-	-	-	0	0	0
49 Ulcer of stomach and duodenum (540-541)	-	-	-	0	0	0	1	1	-	19.6	38.5	0
50 Appendicitis (550-553)	-	-	-	0	0	0	-	-	-	0	0	0
51 Intestinal obstruction and hernia (560, 561, 570)	-	-	-	0	0	0	1	-	1	19.6	0	40.0
52 Gastritis, duodenitis, enteritis and colitis (except diarrhea of the newborn) (543, 571, 572)	-	-	-	0	0	0	1	1	-	19.6	38.5	0
53 Cirrhosis of liver (581)	-	-	-	0	0	0	-	-	-	0	0	0
54 Nephritis and nephrosis (590-594)	-	-	-	0	0	0	1	-	1	19.6	0	40.0
55 Hyperplasia of prostate (610)	-	-	-	0	0	0	-	-	-	0	0	0
56 Complications of pregnancy, childbirth and the puerperium (640-652, 670-689)	-	-	-	0	0	0	-	-	-	0	0	0
57 Congenital malformations (750-759)	-	-	-	0	0	0	1	-	1	19.6	0	40.0
58 Birth injuries, postnatal asphyxia and atelectasis (760-762)	-	-	-	0	0	0	2	-	2	39.2	0	80.0
59 Infection of the newborn (763-768)	-	-	-	0	0	0	-	-	-	0	0	0
60 Other diseases peculiar to early infancy, and immaturity unqualified (769-776)	-	-	-	0	0	0	1	-	1	19.6	0	40.0
61 Senility, without mention of psychosis (794)	-	-	-	0	0	0	-	-	-	0	0	0
62 Ill-defined and unknown causes (780-793, 795)	-	-	-	0	0	0	-	-	-	0	0	0
63 Motor vehicle accidents (E810-E835)	-	-	-	0	0	0	3	2	1	58.8	76.9	40.0
64 All other accidents (E800-E802, E840-E962)	1	1	-	26.3	27.8	0	2	1	1	39.2	38.5	40.0
65 Suicide (E963, E970, E979)	-	-	-	0	0	0	-	-	-	0	0	0
66 Homicide (E964, E980-E985)	-	-	-	0	0	0	-	-	-	0	0	0
67 All other diseases (residual)	-	-	-	0	0	0	9	7	2	176.5	269.2	80.0

TABLE XIV VITAL STATISTICS, BY CITY, BY RACE, GEORGIA, 1960
POPULATION 2,500-9,999

ITEM	Rockmart						Rossville						
	Number			Rate or Ratio *			Number			Rate or Ratio *			
	Total	White	Non-White	Total	White	Non-White	Total	White	Non-White	Total	White	Non-White	
1 Estimated population	3,900	3,300	600				4,700	4,700	000				1
LIVE BIRTHS													
2 Total	100	78	22	25.6	23.6	36.7	148	144	4	31.5	30.6	...	2
3 Delivered in hospital	99	78	21	99.0%	100.0%	95.5%	148	144	4	100.0%	100.0%	100.0%	3
4 Delivered in home by physician	1	-	1	1.0%	0%	4.5%	-	-	-	0%	0%	0%	4
5 Delivered in home by midwife	-	-	-	0%	0%	0%	-	-	-	0%	0%	0%	5
6 Other deliveries	-	-	-	0%	0%	0%	-	-	-	0%	0%	0%	6
7 Immature births	10	7	3	100.0	89.7	136.4	12	11	1	81.1	76.4	250.0	7
8 Live births to un-wed mothers	8	1	7	80.0	12.8	318.2	4	3	1	27.0	20.8	250.0	8
FETAL DEATHS													
9 Total	1	1	-	10.0	12.8	0	6	5	1	40.5	34.7	250.0	9
10 Under 20 weeks gestation	-	-	-	0	0	0	-	-	-	0	0	0	10
11 20-27 weeks gestation	1	1	-	10.0	12.8	0	2	2	-	13.5	13.9	0	11
12 28 weeks and more	-	-	-	0	0	0	3	3	-	20.3	20.8	0	12
13 Unknown length of gestation	-	-	-	0	0	0	1	-	1	6.8	0	250.0	13
DEATHS													
14 Total, all ages	47	40	7	205.1	212.1	1166.7	55	54	1	170.2	148.9	...	14
15 Under 1 year	2	2	-	20.0	25.6	0	6	6	-	40.5	41.7	0	15
16 Under 28 days	2	2	-	20.0	25.6	0	6	6	-	40.5	41.7	0	16
17 Deaths from immaturity	1	1	-	10.0	12.8	0	4	4	-	27.0	27.8	0	17
18 1-4 years **	-	-	-	-	-	-	-	-	-	-	-	-	18
19 Maternal deaths	-	-	-	0	0	0	-	-	-	0	0	0	19
CAUSE OF DEATH													
20 Tuberculosis, all forms (001-019)	-	-	-	0	0	0	1	1	-	21.3	21.3	...	20
21 Syphilis and its sequelae (020-029)	-	-	-	0	0	0	-	-	-	0	0	...	21
22 Typhoid fever (040)	-	-	-	0	0	0	-	-	-	0	0	...	22
23 Dysentery, all forms (045-048)	-	-	-	0	0	0	-	-	-	0	0	...	23
24 Scarlet fever (050)	-	-	-	0	0	0	-	-	-	0	0	...	24
25 Streptococcal sore throat (051)	-	-	-	0	0	0	-	-	-	0	0	...	25
26 Diphtheria (055)	-	-	-	0	0	0	-	-	-	0	0	...	26
27 Whooping cough (056)	-	-	-	0	0	0	-	-	-	0	0	...	27
28 Meningococcal infections (057)	-	-	-	0	0	0	-	-	-	0	0	...	28
29 Acute poliomyelitis (080)	-	-	-	0	0	0	-	-	-	0	0	...	29
30 Acute infectious encephalitis (082)	-	-	-	0	0	0	-	-	-	0	0	...	30
31 Smallpox (084)	-	-	-	0	0	0	-	-	-	0	0	...	31
32 Measles (085)	-	-	-	0	0	0	-	-	-	0	0	...	32
33 Typhus and other rickettsial diseases (100-103, 105-108)	-	-	-	0	0	0	-	-	-	0	0	...	33
34 Rocky Mountain spotted fever (104)	-	-	-	0	0	0	-	-	-	0	0	...	34
35 Malaria (110-117)	-	-	-	0	0	0	-	-	-	0	0	...	35
36 All other diseases classified as infective and parasitic (020-039, 041-044, 049, 052-054, 059-074, 081, 083, 086-096, 120-138)	-	-	-	0	0	0	-	-	-	0	0	...	36
37 Malignant neoplasms, including neoplasms of lymphatic and haematopoietic tissues (140-205)	8	8	-	205.1	242.4	0	6	6	-	127.7	127.7	...	37
38 Benign and unspecified neoplasms (210-239)	-	-	-	0	0	0	-	-	-	0	0	...	38
39 Diabetes mellitus (260)	1	1	1	25.6	0	166.7	-	-	-	0	0	...	39
40 Pellagra (281)	-	-	-	0	0	0	-	-	-	0	0	...	40
41 Anemias (290-293)	-	-	-	0	0	0	-	-	-	0	0	...	41
42 Vascular lesions affecting central nervous system (330-334)	1	1	-	25.6	30.3	0	6	6	-	127.7	127.7	...	42
43 Nonmeningococcal meningitis (340)	-	-	-	0	0	0	-	-	-	0	0	...	43
44 Rheumatic fever (400-402)	-	-	-	0	0	0	-	-	-	0	0	...	44
45 Heart diseases (410-443)	20	15	5	512.8	454.5	833.3	20	20	-	425.5	425.5	...	45
46 Hypertension without mention of heart (444-447)	-	-	-	0	0	0	-	-	-	0	0	...	46
47 Influenza and pneumonia (480-483, 490-493)	-	-	-	0	0	0	1	1	-	21.3	21.3	...	47
48 Bronchitis (500-502)	-	-	-	0	0	0	-	-	-	0	0	...	48
49 Ulcer of stomach and duodenum (540-541)	1	1	-	25.6	30.3	0	-	-	-	0	0	...	49
50 Appendicitis (550-553)	-	-	-	0	0	0	-	-	-	0	0	...	50
51 Intestinal obstruction and hernia (560, 561, 570)	-	-	-	0	0	0	-	-	-	0	0	...	51
52 Gastritis, duodenitis, enteritis and colitis (except diarrhea of the newborn) (543, 571, 572)	1	1	-	25.6	30.3	0	-	-	-	0	0	...	52
53 Cirrhosis of liver (581)	-	-	-	0	0	0	-	-	-	0	0	...	53
54 Nephritis and nephrosis (590-594)	-	-	-	0	0	0	-	-	-	0	0	...	54
55 Hyperplasia of prostate (610)	-	-	-	0	0	0	-	-	-	0	0	...	55
56 Complications of pregnancy, childbirth and the puerperium (640-652, 670-689)	-	-	-	0	0	0	-	-	-	0	0	...	56
57 Congenital malformations (750-759)	2	2	-	51.3	60.6	0	1	1	-	21.3	21.3	...	57
58 Birth injuries, postnatal asphyxia and atelectasis (760-762)	-	-	-	0	0	0	2	2	-	42.6	42.6	...	58
59 Infection of the newborn (763-768)	-	-	-	0	0	0	-	-	-	0	0	...	59
60 Other diseases peculiar to early infancy, and immaturity unqualified (769-776)	1	1	-	25.6	30.3	0	4	4	-	85.1	85.1	...	60
61 Senility, without mention of psychosis (794)	-	-	-	0	0	0	-	-	-	0	0	...	61
62 Ill-defined and unknown causes (780-793, 795)	1	1	-	25.6	30.3	0	3	3	-	63.8	63.8	...	62
63 Motor vehicle accidents (E810-E835)	2	2	-	51.3	60.6	0	-	-	-	0	0	...	63
64 All other accidents (E800-E802, E840-E962)	1	1	-	25.6	30.3	0	1	1	-	21.3	21.3	...	64
65 Suicide (E963, E970, E979)	-	-	-	0	0	0	1	1	-	21.3	21.3	...	65
66 Homicide (E964, E980-E985)	1	-	1	25.6	0	166.7	2	1	1	42.6	21.3	...	66
67 All other diseases (residual)	7	7	-	179.5	212.1	0	7	7	-	148.9	148.9	...	67

TABLE XIV-CVITAL STATISTICS, BY CITY, BY RACE, GEORGIA, 1960
POPULATION 2,500-9,999

ITEM	Roswell						Saint Marys						
	Number			Rate or Ratio *			Number			Rate or Ratio *			
	Total	White	Non-White	Total	White	Non-White	Total	White	Non-White	Total	White	Non-White	
1 Estimated population	3,000	2,700	300				3,300	2,600	700				1
LIVE BIRTHS													
2 Total	97	88	9	32.3	32.6	30.0	85	53	32	25.8	20.4	45.7	2
3 Delivered in hospital	97	88	9	100.0%	100.0%	100.0%	81	53	28	95.3%	100.0%	87.5%	3
4 Delivered in home by physician	-	-	-	0%	0%	0%	1	-	1	1.2%	0%	3.1%	4
5 Delivered in home by midwife	-	-	-	0%	0%	0%	3	-	3	3.5%	0%	9.4%	5
6 Other deliveries	-	-	-	0%	0%	0%	-	-	-	0%	0%	0%	6
7 Immature births	9	6	3	92.8	68.2	333.3	5	1	4	58.8	18.9	125.0	7
8 Live births to un-wed mothers	5	1	4	51.5	11.4	444.4	6	3	3	70.6	56.6	93.8	8
FETAL DEATHS													
9 Total	3	3	-	30.9	34.1	0	-	-	-	0	0	0	9
10 Under 20 weeks gestation	3	3	-	30.9	34.1	0	-	-	-	0	0	0	10
11 20-27 weeks gestation	-	-	-	0	0	0	-	-	-	0	0	0	11
12 28 weeks and more	-	-	-	0	0	0	-	-	-	0	0	0	12
13 Unknown length of gestation	-	-	-	0	0	0	-	-	-	0	0	0	13
DEATHS													
14 Total, all ages	20	18	2	666.7	666.7	666.7	13	10	3	393.9	384.6	428.6	14
15 Under 1 year	2	1	1	20.6	11.4	111.1	1	-	1	11.8	0	31.3	15
16 Under 28 days	1	-	1	10.3	0	111.1	1	-	1	11.8	0	31.3	16
17 Deaths from immaturity	-	-	-	0	0	0	-	-	-	0	0	0	17
18 1-4 years **	-	-	-	-	-	-	-	-	-	-	-	-	18
19 Maternal deaths	-	-	-	0	0	0	-	-	-	0	0	0	19
CAUSE OF DEATH													
20 Tuberculosis, all forms (001-019)	-	-	-	0	0	0	-	-	-	0	0	0	20
21 Syphilis and its sequelae (020-029)	-	-	-	0	0	0	-	-	-	0	0	0	21
22 Typhoid fever (040)	-	-	-	0	0	0	-	-	-	0	0	0	22
23 Dysentery, all forms (045-048)	-	-	-	0	0	0	-	-	-	0	0	0	23
24 Scarlet fever (050)	-	-	-	0	0	0	-	-	-	0	0	0	24
25 Streptococcal sore throat (051)	-	-	-	0	0	0	-	-	-	0	0	0	25
26 Diphtheria (055)	-	-	-	0	0	0	-	-	-	0	0	0	26
27 Whooping cough (056)	-	-	-	0	0	0	-	-	-	0	0	0	27
28 Meningococcal infections (057)	-	-	-	0	0	0	-	-	-	0	0	0	28
29 Acute poliomyelitis (080)	-	-	-	0	0	0	-	-	-	0	0	0	29
30 Acute infectious encephalitis (082)	-	-	-	0	0	0	-	-	-	0	0	0	30
31 Smallpox (084)	-	-	-	0	0	0	-	-	-	0	0	0	31
32 Measles (085)	-	-	-	0	0	0	-	-	-	0	0	0	32
33 Typhus and other rickettsial diseases (100-103, 105-108)	-	-	-	0	0	0	-	-	-	0	0	0	33
34 Rocky Mountain spotted fever (104)	-	-	-	0	0	0	-	-	-	0	0	0	34
35 Malaria (110-117)	-	-	-	0	0	0	-	-	-	0	0	0	35
36 All other diseases classified as infective and parasitic (030-039, 041-044, 049, 052-054, 059-074, 081, 083, 086-096, 120-138)	-	-	-	0	0	0	-	-	-	0	0	0	36
37 Malignant neoplasms, including neoplasms of lymphatic and haematopoietic tissues (140-203)	2	2	-	66.7	74.1	0	1	1	-	30.3	38.5	0	37
38 Benign and unspecified neoplasms (210-239)	-	-	-	0	0	0	-	-	-	0	0	0	38
39 Diabetes mellitus (260)	-	-	-	0	0	0	-	-	-	0	0	0	39
40 Pellagra (281)	-	-	-	0	0	0	-	-	-	0	0	0	40
41 Anemias (290-293)	-	-	-	0	0	0	-	-	-	0	0	0	41
42 Vascular lesions affecting central nervous system (330-334)	2	2	-	66.7	74.1	0	3	2	1	90.9	76.9	142.9	42
43 Nonmeningococcal meningitis (340)	1	1	-	33.3	37.0	0	-	-	-	0	0	0	43
44 Rheumatic fever (400-402)	-	-	-	0	0	0	-	-	-	0	0	0	44
45 Heart diseases (410-443)	8	7	1	266.7	259.3	333.3	6	5	1	181.8	192.3	142.9	45
46 Hypertension without mention of heart (444-447)	-	-	-	0	0	0	-	-	-	0	0	0	46
47 Influenza and pneumonia (480-483, 490-493)	1	1	-	33.3	37.0	0	-	-	-	0	0	0	47
48 Bronchitis (500-502)	-	-	-	0	0	0	-	-	-	0	0	0	48
49 Ulcer of stomach and duodenum (540-541)	-	-	-	0	0	0	-	-	-	0	0	0	49
50 Appendicitis (550-553)	-	-	-	0	0	0	-	-	-	0	0	0	50
51 Intestinal obstruction and hernia (560, 561, 570)	-	-	-	0	0	0	-	-	-	0	0	0	51
52 Gastritis, duodenitis, enteritis and colitis (except diarrhea of the newborn) (543, 571, 572)	-	-	-	0	0	0	-	-	-	0	0	0	52
53 Cirrhosis of liver (581)	-	-	-	0	0	0	-	-	-	0	0	0	53
54 Nephritis and nephrosis (590-594)	1	1	-	33.3	37.0	0	-	-	-	0	0	0	54
55 Hyperplasia of prostate (610)	-	-	-	0	0	0	-	-	-	0	0	0	55
56 Complications of pregnancy, childbirth and the puerperium (640-652, 670-689)	-	-	-	0	0	0	-	-	-	0	0	0	56
57 Congenital malformations (750-759)	-	-	-	0	0	0	-	-	-	0	0	0	57
58 Birth injuries, postnatal asphyxia and electrolisis (760-762)	-	-	-	0	0	0	-	-	-	0	0	0	58
59 Infection of the newborn (763-768)	-	-	-	0	0	0	-	-	-	0	0	0	59
60 Other diseases peculiar to early infancy, and immaturity unqualified (769-776)	1	-	1	33.3	0	333.3	1	-	1	30.3	0	142.9	60
61 Senility, without mention of psychosis (794)	-	-	-	0	0	0	-	-	-	0	0	0	61
62 Ill-defined and unknown causes (780-793, 795)	1	1	-	33.3	37.0	0	-	-	-	0	0	0	62
63 Motor vehicle accidents (E810-E835)	-	-	-	0	0	0	-	-	-	0	0	0	63
64 All other accidents (E800-E802, E840-E962)	1	1	-	33.3	37.0	0	-	-	-	0	0	0	64
65 Suicide (E963, E970, E979)	1	1	-	33.3	37.0	0	-	-	-	0	0	0	65
66 Homicide (E964, E980-E985)	-	-	-	0	0	0	-	-	-	0	0	0	66
67 All other diseases (residual)	1	1	-	33.3	37.0	0	2	2	-	60.6	76.9	0	67

TABLE XIV-VITAL STATISTICS, BY CITY, BY RACE, GEORGIA, 1960
POPULATION 2,500-9,999

ITEM	Sendersville						Statesboro						
	Number			Rate or Ratio *			Number			Rate or Ratio *			
	Total	White	Non-White	Total	White	Non-White	Total	White	Non-White	Total	White	Non-White	
1 Estimated population	5,400	2,300	3,100				8,400	5,800	2,600				1
LIVE BIRTHS													
2 Total	124	33	91	23.0	14.3	29.4	203	108	95	24.2	18.6	36.5	2
3 Delivered in hospital	44	31	13	35.5%	93.9%	14.3%	193	108	85	95.1%	100.0%	89.5%	3
4 Delivered in home by physician	2	1	1	1.6%	3.0%	1.1%	1	-	1	0.5%	0%	1.1%	4
5 Delivered in home by midwife	78	1	77	62.9%	3.0%	84.6%	9	-	9	4.4%	0%	9.5%	5
6 Other deliveries	-	-	-	0%	0%	0%	-	-	-	0%	0%	0%	6
7 Immature births	16	1	15	129.0	30.3	164.8	23	9	14	113.3	83.3	147.4	7
8 Live births to un-wed mothers	32	-	32	258.1	0	351.6	19	1	18	93.6	9.3	189.5	8
FETAL DEATHS													
9 Total	7	2	5	56.5	60.6	54.9	6	5	1	29.6	46.3	10.5	9
10 Under 20 weeks gestation	1	1	-	8.1	30.3	0	-	-	-	0	0	0	10
11 20-27 weeks gestation	-	-	-	0	0	0	3	2	1	14.8	18.5	10.5	11
12 28 weeks and more	4	-	4	32.3	0	44.0	3	3	-	14.8	27.8	0	12
13 Unknown length of gestation	2	1	1	16.1	30.3	11.0	-	-	-	0	0	0	13
DEATHS													
14 Total, all ages	81	27	54	500.0	173.9	1741.9	78	44	34	928.6	758.6	1307.7	14
15 Under 1 year	7	1	6	56.5	30.3	65.9	5	1	4	24.6	9.3	42.1	15
16 Under 28 days	-	-	-	0	0	0	3	1	2	14.8	9.3	21.1	16
17 Deaths from immaturity	-	-	-	0	0	0	2	-	2	9.9	0	21.1	17
18 1-4 years **	2	-	2	-	-	-	-	-	-	-	-	-	18
19 Maternal deaths	-	-	-	0	0	0	-	-	-	0	0	0	19
CAUSE OF DEATH													
20 Tuberculosis, all forms (001-019)	1	-	1	18.5	0	32.3	-	-	-	0	0	0	20
21 Syphilis and its sequelae (020-029)	1	1	-	18.5	43.5	0	-	-	-	0	0	0	21
22 Typhoid fever (040)	-	-	-	0	0	0	-	-	-	0	0	0	22
23 Dysentery, all forms (045-048)	-	-	-	0	0	0	-	-	-	0	0	0	23
24 Scarlet fever (050)	-	-	-	0	0	0	-	-	-	0	0	0	24
25 Streptococcal sore throat (051)	-	-	-	0	0	0	-	-	-	0	0	0	25
26 Diphtheria (055)	-	-	-	0	0	0	-	-	-	0	0	0	26
27 Whooping cough (056)	-	-	-	0	0	0	-	-	-	0	0	0	27
28 Meningococcal infections (057)	-	-	-	0	0	0	-	-	-	0	0	0	28
29 Acute poliomyelitis (080)	-	-	-	0	0	0	-	-	-	0	0	0	29
30 Acute infectious encephalitis (082)	-	-	-	0	0	0	-	-	-	0	0	0	30
31 Smallpox (084)	-	-	-	0	0	0	-	-	-	0	0	0	31
32 Measles (085)	-	-	-	0	0	0	-	-	-	0	0	0	32
33 Typhus and other rickettsial diseases (100-103, 105-108)	-	-	-	0	0	0	-	-	-	0	0	0	33
34 Rocky Mountain spotted fever (104)	-	-	-	0	0	0	-	-	-	0	0	0	34
35 Malaria (110-117)	-	-	-	0	0	0	-	-	-	0	0	0	35
36 All other diseases classified as infective and parasitic (030-039, 041-044, 049, 052-054, 059-074, 081, 083, 086-096, 120-138)	-	-	-	0	0	0	-	-	-	0	0	0	36
37 Malignant neoplasms, including neoplasms of lymphatic and haematopoietic tissues (140-205)	4	-	4	74.1	0	129.0	11	5	6	131.0	86.2	230.8	37
38 Benign and unspecified neoplasms (210-239)	-	-	-	0	0	0	-	-	-	0	0	0	38
39 Diabetes mellitus (260)	1	-	1	18.5	0	32.3	1	-	1	11.9	0	38.5	39
40 Pellagra (281)	-	-	-	0	0	0	-	-	-	0	0	0	40
41 Anemias (290-293)	3	3	-	55.6	130.4	0	-	-	-	0	0	0	41
42 Vascular lesions affecting central nervous system (330-334)	12	4	8	222.2	173.9	258.1	16	7	9	190.5	120.7	346.2	42
43 Nonmeningococcal meningitis (340)	-	-	-	0	0	0	-	-	-	0	0	0	43
44 Rheumatic fever (400-402)	-	-	-	0	0	0	-	-	-	0	0	0	44
45 Heart diseases (410-443)	24	12	12	444.4	521.7	387.1	19	13	6	226.2	224.1	230.8	45
46 Hypertension without mention of heart (444-447)	6	-	6	111.1	0	193.5	2	1	1	23.8	17.2	38.5	46
47 Influenza and pneumonia (480-483, 490-493)	5	1	4	92.6	43.5	129.0	6	6	-	71.4	103.4	0	47
48 Bronchitis (500-502)	1	1	-	18.5	43.5	0	-	-	-	0	0	0	48
49 Ulcer of stomach and duodenum (540-541)	-	-	-	0	0	0	-	-	-	0	0	0	49
50 Appendicitis (550-553)	-	-	-	0	0	0	-	-	-	0	0	0	50
51 Intestinal obstruction and hernia (560, 561, 570)	1	-	1	18.5	0	32.3	-	-	-	0	0	0	51
52 Gastritis, duodenitis, enteritis and colitis (except diarrhea of the newborn) (543, 571, 572)	3	-	3	55.6	0	96.8	-	-	-	0	0	0	52
53 Cirrhosis of liver (581)	-	-	-	0	0	0	1	1	-	11.9	17.2	0	53
54 Nephritis and nephrosis (590-594)	-	-	-	0	0	0	-	-	-	0	0	0	54
55 Hyperplasia of prostate (610)	-	-	-	0	0	0	-	-	-	0	0	0	55
56 Complications of pregnancy, childbirth and the puerperium (640-652, 670-689)	-	-	-	0	0	0	-	-	-	0	0	0	56
57 Congenital malformations (750-759)	1	1	-	18.5	43.5	0	1	1	-	11.9	17.2	0	57
58 Birth injuries, postnatal asphyxia and atelectasis (760-762)	-	-	-	0	0	0	1	1	-	11.9	17.2	0	58
59 Infection of the newborn (763-768)	-	-	-	0	0	0	1	-	1	11.9	0	38.5	59
60 Other diseases peculiar to early infancy, and immaturity unqualified (769-776)	1	-	1	18.5	0	32.3	2	-	2	23.8	0	76.9	60
61 Senility, without mention of psychosis (794)	1	-	1	18.5	0	32.3	-	-	-	0	0	0	61
62 Ill-defined and unknown causes (780-793, 795)	1	1	-	18.5	43.5	0	5	2	3	59.5	34.5	115.4	62
63 Motor vehicle accidents (E810-E835)	-	-	-	0	0	0	3	3	-	35.7	51.7	0	63
64 All other accidents (E800-E802, E840-E962)	3	-	3	55.6	0	96.8	2	-	2	23.8	0	76.9	64
65 Suicide (E963, E970, E979)	2	-	2	37.0	0	64.5	1	1	-	11.9	0	0	65
66 Homicide (E964, E980-E985)	1	-	1	18.5	0	32.3	-	-	-	0	0	0	66
67 All other diseases (residual)	9	3	6	166.7	130.4	193.5	6	3	3	71.4	51.7	115.4	67

TABLE XIV C VITAL STATISTICS, BY CITY, BY RACE, GEORGIA, 1960
POPULATION 2,500-9,999

ITEM	Summerville						Swainsboro						
	Number			Rate or Ratio *			Number			Rate or Ratio *			
	Total	White	Non-White	Total	White	Non-White	Total	White	Non-White	Total	White	Non-White	
1 Estimated population	4,800	4,000	800				6,000	3,800	2,200				1
LIVE BIRTHS													
2 Total	108	83	25	22.5	20.8	31.3	143	84	59	23.8	22.1	26.8	2
3 Delivered in hospital	100	82	18	92.6%	98.8%	72.0%	116	83	33	81.1%	98.8%	55.9%	3
4 Delivered in home by physician	-	-	-	0%	0%	0%	2	1	1	1.4%	1.2%	1.7%	4
5 Delivered in home by midwife	8	1	7	7.4%	1.2%	28.0%	25	-	25	17.5%	0%	42.4%	5
6 Other deliveries	9	5	4	8.3%	6.0%	16.0%	17	5	12	11.8%	5.5%	20.3%	6
7 Immature births	9	5	4	8.3%	6.0%	16.0%	17	5	12	11.8%	5.5%	20.3%	7
8 Live births to un-wed mothers	8	1	7	7.4%	1.2%	28.0%	21	1	20	14.6%	11.9%	33.9%	8
FETAL DEATHS													
9 Total	2	2	-	18.5	24.1	0	2	1	1	14.0	11.9	16.9	9
10 Under 20 weeks gestation	1	1	-	9.3	12.0	0	-	-	-	0	0	0	10
11 20-27 weeks gestation	-	-	-	0	0	0	1	1	-	7.0	11.9	0	11
12 28 weeks and more	1	1	-	9.3	12.0	0	1	-	1	7.0	0	16.9	12
13 Unknown length of gestation	-	-	-	0	0	0	-	-	-	0	0	0	13
DEATHS													
14 Total, all ages	49	43	6	102.8	107.5	75.0	69	40	29	150.0	105.2	131.8	14
15 Under 1 year	4	4	-	37.0	48.2	0	10	2	8	69.9	23.8	135.6	15
16 Under 28 days	3	3	-	27.8	36.1	0	5	1	4	35.0	11.9	67.8	16
17 Deaths from immaturity	1	1	-	9.3	12.0	0	1	-	1	7.0	0	16.9	17
18 1-4 years **	1	1	-	-	-	-	-	-	-	-	-	-	18
19 Maternal deaths	-	-	-	0	0	0	-	-	-	0	0	0	19
CAUSE OF DEATH													
20 Tuberculosis, all forms (001-019)	2	2	-	41.7	50.0	0	-	-	-	0	0	0	20
21 Syphilis and its sequelae (020-029)	-	-	-	0	0	0	-	-	-	0	0	0	21
22 Typhoid fever (040)	-	-	-	0	0	0	-	-	-	0	0	0	22
23 Dysentery, all forms (045-048)	-	-	-	0	0	0	-	-	-	0	0	0	23
24 Scarlet fever (050)	-	-	-	0	0	0	-	-	-	0	0	0	24
25 Streptococcal sore throat (051)	-	-	-	0	0	0	-	-	-	0	0	0	25
26 Diphtheria (055)	-	-	-	0	0	0	-	-	-	0	0	0	26
27 Whooping cough (056)	-	-	-	0	0	0	-	-	-	0	0	0	27
28 Meningococcal infections (057)	-	-	-	0	0	0	-	-	-	0	0	0	28
29 Acute poliomyelitis (080)	-	-	-	0	0	0	-	-	-	0	0	0	29
30 Acute infectious encephalitis (082)	-	-	-	0	0	0	-	-	-	0	0	0	30
31 Smallpox (084)	-	-	-	0	0	0	-	-	-	0	0	0	31
32 Measles (085)	-	-	-	0	0	0	-	-	-	0	0	0	32
33 Typhus and other rickettsial diseases (100-103, 105-108)	-	-	-	0	0	0	-	-	-	0	0	0	33
34 Rocky Mountain spotted fever (104)	-	-	-	0	0	0	-	-	-	0	0	0	34
35 Malaria (110-117)	-	-	-	0	0	0	-	-	-	0	0	0	35
36 All other diseases classified as infective and parasitic (030-039, 041-044, 049, 052-054, 059-074, 081, 083, 086-096, 120-138)	-	-	-	0	0	0	-	-	-	0	0	0	36
37 Malignant neoplasms, including neoplasms of lymphatic and haemopoietic tissues (140-205)	4	4	-	83.3	100.0	0	6	6	-	100.0	157.9	0	37
38 Benign and unspecified neoplasms (210-239)	-	-	-	0	0	0	1	1	-	16.7	26.3	0	38
39 Diabetes mellitus (260)	2	2	-	41.7	50.0	0	1	1	-	16.7	26.3	0	39
40 Pellagra (281)	-	-	-	0	0	0	-	-	-	0	0	0	40
41 Anemias (290-293)	1	1	-	20.8	25.0	0	-	-	-	0	0	0	41
42 Vascular lesions affecting central nervous system (330-334)	7	5	2	145.8	125.0	250.0	4	2	2	66.7	52.6	90.9	42
43 Nonmeningococcal meningitis (340)	-	-	-	0	0	0	-	-	-	0	0	0	43
44 Rheumatic fever (400-402)	-	-	-	0	0	0	-	-	-	0	0	0	44
45 Heart diseases (410-443)	15	13	2	312.5	325.0	250.0	23	10	13	383.3	263.2	590.9	45
46 Hypertension without mention of heart (444-447)	1	-	1	20.8	0	125.0	-	-	-	0	0	0	46
47 Influenza and pneumonia (480-483, 490-493)	3	3	-	62.5	75.0	0	5	3	2	83.3	78.9	90.9	47
48 Bronchitis (500-502)	-	-	-	0	0	0	-	-	-	0	0	0	48
49 Ulcer of stomach and duodenum (540-541)	-	-	-	0	0	0	-	-	-	0	0	0	49
50 Appendicitis (550-553)	-	-	-	0	0	0	-	-	-	0	0	0	50
51 Intestinal obstruction and hernia (560, 561, 570)	-	-	-	0	0	0	1	1	-	16.7	26.3	0	51
52 Gastritis, duodenitis, enteritis and colitis (except diarrhea of the newborn) (543, 571, 572)	-	-	-	0	0	0	2	1	1	33.3	26.3	45.5	52
53 Cirrhosis of liver (581)	-	-	-	0	0	0	4	3	1	66.7	78.9	45.5	53
54 Nephritis and nephrosis (590-594)	1	1	-	20.8	25.0	0	-	-	-	0	0	0	54
55 Hyperplasia of prostate (610)	-	-	-	0	0	0	1	1	-	16.7	26.3	0	55
56 Complications of pregnancy, childbirth and the puerperium (640-652, 670-689)	-	-	-	0	0	0	-	-	-	0	0	0	56
57 Congenital malformations (750-759)	-	-	-	0	0	0	-	-	-	0	0	0	57
58 Birth injuries, postnatal asphyxia and atelectasis (760-762)	2	2	-	41.7	50.0	0	-	-	-	0	0	0	58
59 Infection of the newborn (763-768)	-	-	-	0	0	0	4	1	3	66.7	26.3	136.4	59
60 Other diseases peculiar to early infancy, and immaturity unqualified (769-776)	1	1	-	20.8	25.0	0	2	1	1	33.3	26.3	45.5	60
61 Senility, without mention of psychosis (794)	-	-	-	0	0	0	-	-	-	0	0	0	61
62 Ill-defined and unknown causes (780-793, 795)	2	1	1	41.7	25.0	125.0	-	-	-	0	0	0	62
63 Motor vehicle accidents (E810-E835)	2	2	-	41.7	50.0	0	2	1	1	33.3	26.3	45.5	63
64 All other accidents (E800-E802, E840-E962)	2	2	-	41.7	50.0	0	1	-	1	16.7	0	45.5	64
65 Suicide (E963, E970, E979)	1	1	-	20.8	25.0	0	-	-	-	0	0	0	65
66 Homicide (E964, E980-E985)	1	1	-	20.8	25.0	0	2	1	1	33.3	26.3	45.5	66
67 All other diseases (residual)	2	2	-	41.7	50.0	0	10	7	3	166.7	184.2	136.4	67

TABLE XIVC VITAL STATISTICS, BY CITY, BY RACE, GEORGIA, 1960
POPULATION 2,500-9,999

ITEM	Sylvania						Sylvester						
	Number			Rate or Ratio *			Number			Rate or Ratio *			
	Total	White	Non-White	Total	White	Non-White	Total	White	Non-White	Total	White	Non-White	
1 Estimated population	3,500	1,900	1,600				3,700	2,000	1,700				1
LIVE BIRTHS													
2 Total	84	46	38	24.0	24.2	23.8	107	44	63	28.9	22.0	37.1	2
3 Delivered in hospital	64	46	18	76.2%	100.0%	47.4%	77	44	33	72.0%	100.0%	52.4%	3
4 Delivered in home by physician	-	-	-	0%	0%	0%	1	-	1	0.9%	0%	1.6%	4
5 Delivered in home by midwife	20	-	20	23.8%	0%	52.6%	29	-	29	27.1%	0%	46.0%	5
6 Other deliveries	-	-	-	0%	0%	0%	-	-	-	0%	0%	0%	6
7 Immature births	7	3	4	83.3	65.2	105.3	2	-	2	18.7	0	31.7	7
8 Live births to un-wed mothers	10	-	10	119.0	0	263.2	26	1	25	243.0	22.7	396.8	8
FETAL DEATHS													
9 Total	2	2	-	23.8	43.5	0	6	2	4	56.1	45.5	63.5	9
10 Under 20 weeks gestation	1	1	-	11.9	21.7	0	2	1	1	18.7	22.7	15.9	10
11 20-27 weeks gestation	1	1	-	11.9	21.7	0	1	-	1	9.3	0	15.9	11
12 28 weeks and more	-	-	-	0	0	0	2	1	1	18.7	22.7	15.9	12
13 Unknown length of gestation	-	-	-	0	0	0	1	-	1	9.3	0	15.9	13
DEATHS													
14 Total, all ages	41	17	24	1171.4	894.7	1500.0	47	22	25	270.3	100.0	1470.6	14
15 Under 1 year	1	-	1	11.9	0	26.3	4	-	4	37.4	0	63.5	15
16 Under 28 days	1	-	1	11.9	0	26.3	2	-	2	18.7	0	31.7	16
17 Deaths from immaturity	-	-	-	0	0	0	2	-	2	18.7	0	31.7	17
18 1-4 years **	2	1	1	-	-	-	1	-	1	-	-	-	18
19 Maternal deaths	-	-	-	0	0	0	1	-	1	93.5	0	158.7	19
CAUSE OF DEATH													
20 Tuberculosis, all forms (001-019)	-	-	-	0	0	0	-	-	-	0	0	0	20
21 Syphilis and its sequelae (020-029)	-	-	-	0	0	0	-	-	-	0	0	0	21
22 Typhoid fever (040)	-	-	-	0	0	0	-	-	-	0	0	0	22
23 Dysentery, all forms (045-048)	-	-	-	0	0	0	-	-	-	0	0	0	23
24 Scarlet fever (050)	-	-	-	0	0	0	-	-	-	0	0	0	24
25 Streptococcal sore throat (051)	-	-	-	0	0	0	-	-	-	0	0	0	25
26 Diphtheria (055)	-	-	-	0	0	0	-	-	-	0	0	0	26
27 Whooping cough (056)	-	-	-	0	0	0	-	-	-	0	0	0	27
28 Meningococcal infections (057)	-	-	-	0	0	0	-	-	-	0	0	0	28
29 Acute poliomyelitis (080)	-	-	-	0	0	0	-	-	-	0	0	0	29
30 Acute infectious encephalitis (082)	-	-	-	0	0	0	-	-	-	0	0	0	30
31 Smallpox (084)	-	-	-	0	0	0	-	-	-	0	0	0	31
32 Measles (085)	-	-	-	0	0	0	-	-	-	0	0	0	32
33 Typhus and other rickettsial diseases (100-103, 105-108)	-	-	-	0	0	0	-	-	-	0	0	0	33
34 Rocky Mountain spotted fever (104)	-	-	-	0	0	0	-	-	-	0	0	0	34
35 Malaria (110-117)	-	-	-	0	0	0	-	-	-	0	0	0	35
36 All other diseases classified as infective and parasitic (030-039, 041-044, 049, 052-054, 059-074, 081, 083, 086-096, 120-138)	1	-	1	28.6	0	62.5	1	-	1	27.0	0	58.8	36
37 Malignant neoplasms, including neoplasms of lymphatic and haematopoietic tissues (140-205)	2	1	1	57.1	52.6	62.5	8	3	5	216.2	150.0	294.1	37
38 Benign and unspecified neoplasms (210-239)	-	-	-	0	0	0	-	-	-	0	0	0	38
39 Diabetes mellitus (260)	-	-	-	0	0	0	-	-	-	0	0	0	39
40 Pellagra (281)	-	-	-	0	0	0	-	-	-	0	0	0	40
41 Anemias (290-293)	-	-	-	0	0	0	-	-	-	0	0	0	41
42 Vascular lesions affecting central nervous system (330-334)	11	3	8	314.3	157.9	500.0	8	4	4	216.2	200.0	235.3	42
43 Nonmeningococcal meningitis (340)	-	-	-	0	0	0	-	-	-	0	0	0	43
44 Rheumatic fever (400-402)	-	-	-	0	0	0	-	-	-	0	0	0	44
45 Heart diseases (410-443)	14	6	8	400.0	315.8	500.0	13	7	6	351.4	350.0	352.9	45
46 Hypertension without mention of heart (444-447)	-	-	1	28.6	0	62.5	-	-	-	0	0	0	46
47 Influenza and pneumonia (480-483, 490-493)	2	-	2	57.1	0	125.0	3	1	2	81.1	50.0	117.6	47
48 Bronchitis (500-502)	-	-	-	0	0	0	-	-	-	0	0	0	48
49 Ulcer of stomach and duodenum (540-541)	-	-	-	0	0	0	-	-	-	0	0	0	49
50 Appendicitis (550-553)	-	-	-	0	0	0	-	-	-	0	0	0	50
51 Intestinal obstruction and hernia (560, 561, 570)	1	1	-	28.6	52.6	0	-	-	-	0	0	0	51
52 Gastritis, duodenitis, enteritis and colitis (except diarrhea of the newborn) (543, 571, 572)	-	-	-	0	0	0	-	-	-	0	0	0	52
53 Cirrhosis of liver (581)	-	-	-	0	0	0	-	-	-	0	0	0	53
54 Nephritis and nephrosis (590-594)	-	-	-	0	0	0	1	1	-	27.0	50.0	0	54
55 Hyperplasia of prostate (610)	-	-	-	0	0	0	1	-	1	27.0	0	58.8	55
56 Complications of pregnancy, childbirth and the puerperium (640-652, 670-689)	-	-	-	0	0	0	1	-	1	27.0	0	58.8	56
57 Congenital malformations (750-759)	1	1	-	28.6	52.6	0	2	1	1	54.1	50.0	58.8	57
58 Birth injuries, postnatal asphyxia and atelectasis (760-762)	1	-	1	28.6	0	62.5	-	-	-	0	0	0	58
59 Infection of the newborn (763-768)	-	-	-	0	0	0	-	-	-	0	0	0	59
60 Other diseases peculiar to early infancy, and immaturity unqualified (769-776)	-	-	-	0	0	0	2	-	2	54.1	0	117.6	60
61 Senility, without mention of psychosis (794)	-	-	-	0	0	0	-	-	-	0	0	0	61
62 Ill-defined and unknown causes (780-793, 795)	-	-	-	0	0	0	1	1	-	27.0	50.0	0	62
63 Motor vehicle accidents (E810-E835)	1	1	-	28.6	52.6	0	2	2	-	54.1	100.0	0	63
64 All other accidents (E800-E802, E840-E962)	4	2	2	114.3	105.3	125.0	-	-	-	0	0	0	64
65 Suicide (E943, E970, E979)	1	1	-	28.6	52.6	0	-	-	-	0	0	0	65
66 Homicide (E964, E980-E985)	-	-	-	0	0	0	1	-	1	27.0	0	58.8	66
67 All other diseases (residual)	1	1	-	28.6	52.6	0	3	2	1	81.1	100.0	58.8	67

TABLE XIV-VITAL STATISTICS, BY CITY BY RACE, GEORGIA, 1960
POPULATION 2,500-9,999

ITEM	Tallahassee						Thomaston						
	Number			Rate or Ratio *			Number			Rate or Ratio *			
	Total	White	Non-White	Total	White	Non-White	Total	White	Non-White	Total	White	Non-White	
1 Estimated population	2,700	2,400	300				9,300	7,300	2,000				1
LIVE BIRTHS													
2 Total	41	40	1	15.2	16.7	3.3	283	201	82	30.4	27.5	41.0	2
3 Delivered in hospital	41	40	1	100.0%	100.0%	100.0%	271	200	71	95.8%	99.5%	86.6%	3
4 Delivered in home by physician	-	-	-	0%	0%	0%	4	1	3	1.4%	0.5%	3.7%	4
5 Delivered in home by midwife	-	-	-	0%	0%	0%	7	-	7	2.5%	0%	8.5%	5
6 Other deliveries	-	-	-	0%	0%	0%	1	-	1	0.4%	0%	1.2%	6
7 Immature births	4	4	-	97.6	100.0	0	29	12	17	102.5	59.7	207.3	7
8 Live births to un-wed mothers	-	-	-	0	0	0	32	-	32	113.1	0	390.2	8
FETAL DEATHS													
9 Total	2	2	-	48.8	50.0	0	13	7	6	45.9	34.8	73.2	9
10 Under 20 weeks gestation	2	2	-	48.8	50.0	0	4	2	2	14.1	10.0	24.4	10
11 20-27 weeks gestation	-	-	-	0	0	0	4	1	3	14.1	5.0	36.6	11
12 28 weeks and more	-	-	-	0	0	0	4	3	1	14.1	14.9	12.2	12
13 Unknown length of gestation	-	-	-	0	0	0	1	1	-	3.5	5.0	0	13
DEATHS													
14 Total, all ages	41	36	5	1518.5	1500.0	1666.7	102	77	25	1096.8	1054.8	1250.0	14
15 Under 1 year	-	-	-	0	0	0	11	6	5	38.9	29.9	61.0	15
16 Under 28 days	-	-	-	0	0	0	7	4	3	24.7	19.9	36.6	16
17 Deaths from immaturity	-	-	-	0	0	0	1	1	-	3.5	5.0	0	17
18 1-4 years **	-	-	-	-	-	-	-	-	-	-	-	-	18
19 Maternal deaths	-	-	-	0	0	0	1	-	1	35.3	0	122.0	19
CAUSE OF DEATH													
20 Tuberculosis, all forms (001-019)	-	-	-	0	0	0	-	-	-	0	0	0	20
21 Syphilis and its sequelae (020-029)	-	-	-	0	0	0	-	-	-	0	0	0	21
22 Typhoid fever (040)	-	-	-	0	0	0	-	-	-	0	0	0	22
23 Dysentery, all forms (045-048)	-	-	-	0	0	0	-	-	-	0	0	0	23
24 Scarlet fever (050)	-	-	-	0	0	0	-	-	-	0	0	0	24
25 Streptococcal sore throat (051)	-	-	-	0	0	0	-	-	-	0	0	0	25
26 Diphtheria (055)	-	-	-	0	0	0	-	-	-	0	0	0	26
27 Whooping cough (056)	-	-	-	0	0	0	-	-	-	0	0	0	27
28 Meningococcal infections (057)	-	-	-	0	0	0	-	-	-	0	0	0	28
29 Acute poliomyelitis (080)	-	-	-	0	0	0	-	-	-	0	0	0	29
30 Acute infectious encephalitis (082)	-	-	-	0	0	0	-	-	-	0	0	0	30
31 Smallpox (084)	-	-	-	0	0	0	-	-	-	0	0	0	31
32 Measles (085)	-	-	-	0	0	0	-	-	-	0	0	0	32
33 Typhus and other rickettsial diseases (100-103, 105-108)	-	-	-	0	0	0	-	-	-	0	0	0	33
34 Rocky Mountain spotted fever (104)	-	-	-	0	0	0	-	-	-	0	0	0	34
35 Malaria (110-117)	-	-	-	0	0	0	-	-	-	0	0	0	35
36 All other diseases classified as infective and parasitic (030-039, 041-044, 049, 052-054, 059-074, 081, 083, 086-096, 120-138)	-	-	-	0	0	0	-	-	-	0	0	0	36
37 Malignant neoplasms, including neoplasms of lymphatic and haematopoietic tissues (140-205)	2	2	-	74.1	83.3	0	11	11	-	118.3	150.7	0	37
38 Benign and unspecified neoplasms (210-239)	-	-	-	0	0	0	-	-	-	0	0	0	38
39 Diabetes mellitus (260)	1	1	-	37.0	41.7	0	2	2	-	21.5	27.4	0	39
40 Pellagra (281)	-	-	-	0	0	0	-	-	-	0	0	0	40
41 Anemias (290-293)	-	-	-	0	0	0	-	-	-	0	0	0	41
42 Vascular lesions affecting central nervous system (330-334)	7	5	2	259.3	208.3	666.7	13	9	4	139.8	123.3	200.0	42
43 Nonmeningococcal meningitis (340)	-	-	-	0	0	0	1	-	1	10.8	0	50.0	43
44 Rheumatic fever (400-402)	-	-	-	0	0	0	-	-	-	0	0	0	44
45 Heart diseases (410-443)	19	17	2	703.7	708.3	666.7	39	29	10	419.4	397.3	500.0	45
46 Hypertension without mention of heart (444-447)	-	-	-	0	0	0	-	-	-	0	0	0	46
47 Influenza and pneumonia (480-483, 490-493)	-	-	-	0	0	0	4	3	1	43.0	41.1	50.0	47
48 Bronchitis (500-502)	-	-	-	0	0	0	-	-	-	0	0	0	48
49 Ulcer of stomach and duodenum (540-541)	-	-	-	0	0	0	-	-	-	0	0	0	49
50 Appendicitis (550-553)	-	-	-	0	0	0	-	-	-	0	0	0	50
51 Intestinal obstruction and hernia (560, 561, 570)	-	-	-	0	0	0	1	1	-	10.8	13.7	0	51
52 Gastritis, duodenitis, enteritis and colitis (except diarrhea of the newborn) (543, 571, 572)	-	-	-	0	0	0	1	1	-	10.8	13.7	0	52
53 Cirrhosis of liver (581)	-	-	-	0	0	0	1	1	-	10.8	13.7	0	53
54 Nephritis and nephrosis (590-594)	-	-	-	0	0	0	1	-	1	10.8	0	50.0	54
55 Hyperplasia of prostate (610)	-	-	-	0	0	0	-	-	-	0	0	0	55
56 Complications of pregnancy, childbirth and the puerperium (640-652, 670-689)	-	-	-	0	0	0	1	-	1	10.8	0	50.0	56
57 Congenital malformations (750-759)	-	-	-	0	0	0	1	1	-	10.8	13.7	0	57
58 Birth injuries, postnatal asphyxia and asfletosis (760-762)	-	-	-	0	0	0	3	1	2	32.3	13.7	100.0	58
59 Infection of the newborn (763-768)	-	-	-	0	0	0	-	-	-	0	0	0	59
60 Other diseases peculiar to early infancy, and immaturity unqualified (769-776)	-	-	-	0	0	0	3	2	1	32.3	27.4	50.0	60
61 Senility, without mention of psychosis (794)	1	1	-	37.0	41.7	0	1	1	-	10.8	13.7	0	61
62 Ill-defined and unknown causes (780-793, 795)	1	1	-	37.0	41.7	0	3	1	2	32.3	13.7	100.0	62
63 Motor vehicle accidents (E810-E835)	5	5	-	185.2	208.3	0	1	1	-	10.8	13.7	0	63
64 All other accidents (E800-E802, E840-E962)	-	-	-	0	0	0	2	2	-	21.5	27.4	0	64
65 Suicide (E963, E970, E979)	-	-	-	0	0	0	-	-	-	0	0	0	65
66 Homicide (E964, E980-E985)	-	-	-	0	0	0	-	-	-	0	0	0	66
67 All other diseases (residual)	5	4	1	185.2	166.7	333.3	13	11	2	139.8	150.7	100.0	67

TABLE XIV-C VITAL STATISTICS, BY CITY, BY RACE, GEORGIA, 1960
POPULATION 2,500-9,999

ITEM	Thomson						Tifton						
	Number			Rate or Ratio *			Number			Rate or Ratio *			
	Total	White	Non-White	Total	White	Non-White	Total	White	Non-White	Total	White	Non-White	
1 Estimated population	4,600	3,100	1,500				9,900	8,500	1,400				1
LIVE BIRTHS													
2 Total	112	60	52	24.3	19.4	34.7	246	185	61	24.8	21.8	43.6	2
3 Delivered in hospital	106	60	46	94.6%	100.0%	88.5%	206	179	27	83.7%	96.8%	44.3%	3
4 Delivered in home by physician				0%	0%	0%				0%	0%	0%	4
5 Delivered in home by midwife	6		6	5.4%	0%	11.5%	40	6	34	16.3%	3.2%	55.7%	5
6 Other deliveries				0%	0%	0%				0%	0%	0%	6
7 Immature births	13	4	9	116.1	66.7	173.1	12	6	6	48.8	32.4	98.4	7
8 Live births to un-wed mothers	20		20	178.6	0	384.6	23	1	22	93.5	5.4	360.7	8
FETAL DEATHS													
9 Total	6	4	2	53.6	66.7	38.5	14	9	5	56.9	48.6	82.0	9
10 Under 20 weeks gestation	4	4		35.7	66.7	0	8	5	3	32.5	27.0	49.2	10
11 20-27 weeks gestation	1		1	8.9	0	19.2	2	2		8.1	10.8	0	11
12 28 weeks and more	1		1	8.9	0	19.2	4	2	2	16.3	10.8	32.8	12
13 Unknown length of gestation				0	0	0				0	0	0	13
DEATHS													
14 Total, all ages	48	29	19	1043.5	935.5	1266.7	92	71	21	929.3	835.3	1500.0	14
15 Under 1 year	2	1	1	17.9	16.7	19.2	7	2	5	28.5	10.8	82.0	15
16 Under 28 days	2	1	1	17.9	16.7	19.2	5	2	3	20.3	10.8	49.2	16
17 Deaths from immaturity				0	0	0	2		2	8.1	0	32.8	17
18 1-4 years **							1	1					18
19 Maternal deaths				0	0	0				0	0	0	19
CAUSE OF DEATH													
20 Tuberculosis, all forms (001-019)				0	0	0				0	0	0	20
21 Syphilis and its sequelae (020-029)				0	0	0				0	0	0	21
22 Typhoid fever (040)				0	0	0				0	0	0	22
23 Dysentery, all forms (045-048)				0	0	0				0	0	0	23
24 Scarlet fever (050)				0	0	0				0	0	0	24
25 Streptococcal sore throat (051)				0	0	0				0	0	0	25
26 Diphtheria (055)				0	0	0				0	0	0	26
27 Whooping cough (056)				0	0	0				0	0	0	27
28 Meningococcal infections (057)				0	0	0				0	0	0	28
29 Acute poliomyelitis (080)				0	0	0				0	0	0	29
30 Acute infectious encephalitis (082)				0	0	0				0	0	0	30
31 Smallpox (084)				0	0	0				0	0	0	31
32 Measles (085)				0	0	0				0	0	0	32
33 Typhus and other rickettsial diseases (100-103, 105-108)				0	0	0				0	0	0	33
34 Rocky Mountain spotted fever (104)				0	0	0				0	0	0	34
35 Malaria (110-117)				0	0	0				0	0	0	35
36 All other diseases classified as infective and parasitic (030-039, 041-044, 049, 052-054, 059-074, 081, 083, 086-096, 120-138)				0	0	0	2	2		20.2	23.5	0	36
37 Malignant neoplasms, including neoplasms of lymphatic and hematopoietic tissues (140-205)	9	5	4	195.7	161.3	266.7	14	12	2	141.4	141.2	142.9	37
38 Benign and unspecified neoplasms (210-239)				0	0	0				0	0	0	38
39 Diabetes mellitus (260)				0	0	0				0	0	0	39
40 Pellagra (281)				0	0	0				0	0	0	40
41 Anemias (290-293)				0	0	0	1		1	10.1	0	71.4	41
42 Vascular lesions affecting central nervous system (330-334)	9	4	5	195.7	129.0	333.3	8	6	2	80.8	70.6	142.9	42
43 Nonmeningococcal meningitis (340)				0	0	0				0	0	0	43
44 Rheumatic fever (400-402)				0	0	0				0	0	0	44
45 Heart diseases (410-443)	13	9	4	282.6	290.3	266.7	29	23	6	292.9	270.6	428.6	45
46 Hypertension without mention of heart (444-447)				0	0	0				0	0	0	46
47 Influenza and pneumonia (480-483, 490-493)	5	2	3	108.7	64.5	200.0	9	5	4	90.9	58.8	285.7	47
48 Bronchitis (500-502)				0	0	0				0	0	0	48
49 Ulcer of stomach and duodenum (540-541)				0	0	0	1	1		10.1	11.8	0	49
50 Appendicitis (550-553)				0	0	0				0	0	0	50
51 Intestinal obstruction and hernia (560, 561, 570)				0	0	0				0	0	0	51
52 Gastritis, duodenitis, enteritis and colitis (except diarrhea of the newborn) (543, 571, 572)				0	0	0				0	0	0	52
53 Cirrhosis of liver (581)				0	0	0				0	0	0	53
54 Nephritis and nephrosis (590-594)				0	0	0				0	0	0	54
55 Hyperplasia of prostate (610)				0	0	0				0	0	0	55
56 Complications of pregnancy, childbirth and the puerperium (640-652, 670-689)				0	0	0				0	0	0	56
57 Congenital malformations (750-759)				0	0	0	2	2		20.2	23.5	0	57
58 Birth injuries, postnatal asphyxia and atelectasis (760-762)	1	1		21.7	32.3	0				0	0	0	58
59 Infection of the newborn (763-768)				0	0	0				0	0	0	59
60 Other diseases peculiar to early infancy, and immaturity unqualified (769-776)	1		1	21.7	0	66.7	2		2	20.2	0	142.9	60
61 Senility, without mention of psychosis (794)				0	0	0				0	0	0	61
62 Ill-defined and unknown causes (780-793, 795)				0	0	0	1		1	10.1	0	71.4	62
63 Motor vehicle accidents (E810-E835)	2	2		43.5	64.5	0	6	4	2	60.6	47.1	142.9	63
64 All other accidents (E800-E802, E840-E962)				0	0	0	2	1	1	20.2	11.8	71.4	64
65 Suicide (E963, E970, E979)	1	1		21.7	32.3	0	3	3		30.3	35.3	0	65
66 Homicide (E964, E980-E985)	2	1	1	43.5	32.3	66.7				0	0	0	66
67 All other diseases (residual)	5	4	1	108.7	129.0	66.7	12	12		121.2	141.2	0	67

TABLE XIV-C VITAL STATISTICS, BY CITY, BY RACE, GEORGIA, 1960
POPULATION 2,500-9,999

ITEM	Toccoa						Vidalia						
	Number			Rate or Ratio *			Number			Rate or Ratio *			
	Total	White	Non-White	Total	White	Non-White	Total	White	Non-White	Total	White	Non-White	
1 Estimated population	7,300	5,500	1,800				7,600	5,000	2,600				1
LIVE BIRTHS													
2 Total	149	129	20	20.4	23.5	11.1	198	101	97	26.1	20.2	37.3	2
3 Delivered in hospital	146	129	17	98.0%	100.0%	85.0%	109	99	10	55.1%	98.0%	10.3%	3
4 Delivered in home by physician	1	-	1	0.7%	0%	5.0%	1	-	1	0.5%	0%	1.0%	4
5 Delivered in home by midwife	2	-	2	1.3%	0%	10.0%	88	2	86	44.4%	2.0%	88.7%	5
6 Other deliveries	-	-	-	0%	0%	0%	-	-	-	0%	0%	0%	6
7 Immature births	8	4	4	53.7	31.0	200.0	25	7	18	126.3	69.3	185.6	7
8 Live births to un-wed mothers	7	-	7	47.0	0	350.0	32	1	31	161.6	9.9	319.6	8
FETAL DEATHS													
9 Total	5	3	2	33.6	23.3	100.0	5	2	3	25.3	19.8	30.9	9
10 Under 20 weeks gestation	-	-	-	0	0	0	-	-	-	0	0	0	10
11 20-27 weeks gestation	-	-	-	0	0	0	2	1	1	10.1	9.9	10.3	11
12 28 weeks and more	5	3	2	33.6	23.3	100.0	3	1	2	15.2	9.9	20.6	12
13 Unknown length of gestation	-	-	-	0	0	0	-	-	-	0	0	0	13
DEATHS													
14 Total, all ages	74	50	24	1013.7	909.1	1333.3	98	64	34	289.5	128.0	1307.7	14
15 Under 1 year	5	3	2	33.6	23.3	100.0	7	3	4	35.4	29.7	41.2	15
16 Under 28 days	5	3	2	33.6	23.3	100.0	1	1	1	10.1	9.9	10.3	16
17 Deaths from immaturity	2	-	2	13.4	0	100.0	1	-	1	5.1	0	10.3	17
18 1-4 years **	-	-	-	0	0	0	2	-	2	-	-	-	18
19 Maternal deaths	-	-	-	0	0	0	1	-	1	50.5	0	103.1	19
CAUSE OF DEATH													
20 Tuberculosis, all forms (001-019)	1	-	1	13.7	0	55.6	-	-	-	0	0	0	20
21 Syphilis and its sequelae (020-029)	1	1	-	13.7	18.2	0	-	-	-	0	0	0	21
22 Typhoid fever (040)	-	-	-	0	0	0	-	-	-	0	0	0	22
23 Dysentery, all forms (045-048)	-	-	-	0	0	0	-	-	-	0	0	0	23
24 Scarlet fever (050)	-	-	-	0	0	0	-	-	-	0	0	0	24
25 Streptococcal sore throat (051)	-	-	-	0	0	0	-	-	-	0	0	0	25
26 Diphtheria (055)	-	-	-	0	0	0	-	-	-	0	0	0	26
27 Whooping cough (056)	-	-	-	0	0	0	-	-	-	0	0	0	27
28 Meningococcal infections (057)	-	-	-	0	0	0	-	-	-	0	0	0	28
29 Acute poliomyelitis (080)	-	-	-	0	0	0	-	-	-	0	0	0	29
30 Acute infectious encephalitis (082)	-	-	-	0	0	0	-	-	-	0	0	0	30
31 Smallpox (084)	-	-	-	0	0	0	-	-	-	0	0	0	31
32 Measles (085)	-	-	-	0	0	0	-	-	-	0	0	0	32
33 Typhus and other rickettsial diseases (100-103, 105-108)	-	-	-	0	0	0	-	-	-	0	0	0	33
34 Rocky Mountain spotted fever (104)	-	-	-	0	0	0	-	-	-	0	0	0	34
35 Malaria (110-117)	-	-	-	0	0	0	-	-	-	0	0	0	35
36 All other diseases classified as infective and parasitic (030-039, 041-044, 049, 052-054, 059-074, 081, 083, 086-096, 120-138)	-	-	-	0	0	0	1	1	-	13.2	20.0	0	36
37 Malignant neoplasms, including neoplasms of lymphatic and haemopoietic tissues (140-205)	10	6	4	137.0	109.1	222.2	13	8	5	171.1	160.0	192.3	37
38 Benign and unspecified neoplasms (210-239)	-	-	-	0	0	0	1	-	1	13.2	0	38.5	38
39 Diabetes mellitus (260)	-	-	-	0	0	0	3	3	-	39.5	60.0	0	39
40 Pellagra (281)	-	-	-	0	0	0	-	-	-	0	0	0	40
41 Anemias (290-293)	1	-	1	13.7	0	55.6	-	-	-	0	0	0	41
42 Vascular lesions affecting central nervous system (330-334)	7	3	4	95.9	54.5	222.2	20	12	8	263.2	240.0	307.7	42
43 Nonmeningococcal meningitis (340)	-	-	-	0	0	0	-	-	-	0	0	0	43
44 Rheumatic fever (400-402)	-	-	-	0	0	0	-	-	-	0	0	0	44
45 Heart diseases (410-443)	28	21	7	383.6	381.8	388.9	29	22	7	381.6	440.0	269.2	45
46 Hypertension without mention of heart (444-447)	2	-	2	27.4	0	111.1	2	2	-	26.3	40.0	0	46
47 Influenza and pneumonia (480-483, 490-493)	1	1	-	13.7	18.2	0	7	5	2	92.1	100.0	76.9	47
48 Bronchitis (500-502)	1	1	-	13.7	18.2	0	-	-	-	0	0	0	48
49 Ulcer of stomach and duodenum (540-541)	-	-	-	0	0	0	-	-	-	0	0	0	49
50 Appendicitis (550-553)	-	-	-	0	0	0	1	-	1	13.2	0	38.5	50
51 Intestinal obstruction and hernia (560, 561, 570)	2	1	1	27.4	18.2	55.6	-	-	-	0	0	0	51
52 Gastritis, duodenitis, enteritis and colitis (except diarrhea of the newborn) (543, 571, 572)	-	-	-	0	0	0	2	-	2	26.3	0	76.9	52
53 Cirrhosis of liver (581)	-	-	-	0	0	0	-	-	-	0	0	0	53
54 Nephritis and nephrosis (590-594)	1	1	-	13.7	18.2	0	-	-	-	0	0	0	54
55 Hyperplasia of prostate (610)	-	-	-	0	0	0	-	-	-	0	0	0	55
56 Complications of pregnancy, childbirth and the puerperium (640-652, 670-689)	-	-	-	0	0	0	1	-	1	13.2	0	38.5	56
57 Congenital malformations (750-759)	2	2	-	27.4	36.4	0	2	2	-	26.3	40.0	0	57
58 Birth injuries, postnatal asphyxia and asfletosis (760-762)	-	-	-	0	0	0	-	-	-	0	0	0	58
59 Infection of the newborn (763-768)	-	-	-	0	0	0	1	-	1	13.2	0	38.5	59
60 Other diseases peculiar to early infancy, and immaturity unqualified (769-776)	3	1	2	41.1	18.2	111.1	2	-	2	26.3	0	76.9	60
61 Senility, without mention of psychosis (794)	-	-	-	0	0	0	-	-	-	0	0	0	61
62 Ill-defined and unknown causes (780-793, 795)	-	-	-	0	0	0	-	-	-	0	0	0	62
63 Motor vehicle accidents (E810-E835)	3	3	-	41.1	54.5	0	4	3	1	52.6	60.0	38.5	63
64 All other accidents (E800-E802, E840-E962)	1	-	1	13.7	0	55.6	3	1	2	39.5	20.0	76.9	64
65 Suicide (E963, E970, E979)	1	1	-	13.7	18.2	0	1	1	-	13.2	20.0	0	65
66 Homicide (E964, E980-E985)	2	2	-	27.4	36.4	0	1	1	-	13.2	20.0	0	66
67 All other diseases (residual)	7	6	1	95.9	109.1	55.6	4	3	1	52.6	60.0	38.5	67

TABLE XIV-C VITAL STATISTICS, BY CITY, BY RACE, GEORGIA, 1960
POPULATION 2,500-9,999

ITEM	Villa Rica						Washington						
	Number			Rate or Ratio ¹			Number			Rate or Ratio ²			
	Total	White	Non-White	Total	White	Non-White	Total	White	Non-White	Total	White	Non-White	
1 Estimated population	3,500	2,800	700				4,500	2,100	2,400				1
LIVE BIRTHS													
2 Total	70	49	21	20.0	17.5	30.0	114	47	67	25.3	22.4	27.9	2
3 Delivered in hospital	61	49	12	87.1%	100.0%	57.1%	95	47	48	83.3%	100.0%	71.6%	3
4 Delivered in home by physician	1	-	1	1.4%	0%	4.8%	13	-	13	11.4%	0%	19.4%	4
5 Delivered in home by midwife	8	-	8	11.4%	0%	38.1%	6	-	6	5.3%	0%	9.0%	5
6 Other deliveries	-	-	-	0%	0%	0%	-	-	-	0%	0%	0%	6
7 Immature births	7	4	3	100.0	81.6	142.9	9	5	4	78.9	106.4	59.7	7
8 Live births to un-wed mothers	3	1	2	42.9	20.4	95.2	18	-	18	157.9	0	268.7	8
FETAL DEATHS													
9 Total	1	-	1	14.3	0	47.6	4	1	3	35.1	21.3	44.8	9
10 Under 20 weeks gestation	-	-	-	0	0	0	2	1	1	17.5	21.3	14.9	10
11 20-27 weeks gestation	1	-	1	14.3	0	47.6	1	-	1	8.8	0	14.9	11
12 28 weeks and more	-	-	-	0	0	0	1	-	1	8.8	0	14.9	12
13 Unknown length of gestation	-	-	-	0	0	0	-	-	-	0	0	0	13
DEATHS													
14 Total, all ages	33	27	6	942.9	964.3	857.1	58	30	28	288.9	428.6	1166.7	14
15 Under 1 year	2	1	1	28.6	20.4	47.6	5	3	2	43.9	63.8	29.9	15
16 Under 28 days	1	-	1	14.3	0	47.6	3	2	1	26.3	42.6	14.9	16
17 Deaths from immaturity	-	-	-	0	0	0	1	-	1	8.8	0	14.9	17
18 1-4 years **	-	-	-	0	0	0	-	-	-	0	0	0	18
19 Maternal deaths	-	-	-	0	0	0	-	-	-	0	0	0	19
CAUSE OF DEATH													
20 Tuberculosis, all forms (001-019)	-	-	-	0	0	0	-	-	-	0	0	0	20
21 Syphilis and its sequelae (020-029)	-	-	-	0	0	0	-	-	-	0	0	0	21
22 Typhoid fever (040)	-	-	-	0	0	0	-	-	-	0	0	0	22
23 Dysentery, all forms (045-048)	-	-	-	0	0	0	-	-	-	0	0	0	23
24 Scarlet fever (050)	-	-	-	0	0	0	-	-	-	0	0	0	24
25 Streptococcal sore throat (051)	-	-	-	0	0	0	-	-	-	0	0	0	25
26 Diphtheria (055)	-	-	-	0	0	0	-	-	-	0	0	0	26
27 Whooping cough (056)	-	-	-	0	0	0	-	-	-	0	0	0	27
28 Meningococcal infections (057)	-	-	-	0	0	0	-	-	-	0	0	0	28
29 Acute poliomyelitis (080)	-	-	-	0	0	0	-	-	-	0	0	0	29
30 Acute infectious encephalitis (082)	-	-	-	0	0	0	-	-	-	0	0	0	30
31 Smallpox (084)	-	-	-	0	0	0	-	-	-	0	0	0	31
32 Measles (085)	-	-	-	0	0	0	-	-	-	0	0	0	32
33 Typhus and other rickettsial diseases (100-103, 105-108)	-	-	-	0	0	0	-	-	-	0	0	0	33
34 Rocky Mountain spotted fever (104)	-	-	-	0	0	0	-	-	-	0	0	0	34
35 Malaria (110-117)	-	-	-	0	0	0	-	-	-	0	0	0	35
36 All other diseases classified as infective and parasitic (030-039, 041-044, 049, 052-054, 059-074, 081, 083, 086-096, 120-138)	-	-	-	0	0	0	-	-	-	0	0	0	36
37 Malignant neoplasms, including neoplasms of lymphatic and haematopoietic tissues (140-205)	2	2	-	57.1	71.4	0	5	3	2	111.1	142.9	83.3	37
38 Benign and unspecified neoplasms (210-239)	-	-	-	0	0	0	-	-	-	0	0	0	38
39 Diabetes mellitus (260)	-	-	-	0	0	0	2	1	1	44.4	47.6	41.7	39
40 Pellagra (281)	-	-	-	0	0	0	-	-	-	0	0	0	40
41 Anemias (290-293)	-	-	-	0	0	0	1	1	-	22.2	47.6	0	41
42 Vascular lesions affecting central nervous system (330-334)	6	4	2	171.4	142.9	285.7	6	4	2	133.3	190.5	83.3	42
43 Nonmeningococcal meningitis (340)	-	-	-	0	0	0	-	-	-	0	0	0	43
44 Rheumatic fever (400-402)	-	-	-	0	0	0	-	-	-	0	0	0	44
45 Heart diseases (410-443)	12	11	1	342.9	392.9	142.9	19	8	11	422.2	381.0	458.3	45
46 Hypertension without mention of heart (444-447)	1	1	-	28.6	35.7	0	1	-	1	22.2	0	41.7	46
47 Influenza and pneumonia (480-483, 490-493)	3	3	-	85.7	107.1	0	8	4	4	177.8	190.5	166.7	47
48 Bronchitis (500-502)	-	-	-	0	0	0	-	-	-	0	0	0	48
49 Ulcer of stomach and duodenum (540-541)	-	-	-	0	0	0	-	-	-	0	0	0	49
50 Appendicitis (550-553)	-	-	-	0	0	0	-	-	-	0	0	0	50
51 Intestinal obstruction and hernia (560, 561, 570)	-	-	-	0	0	0	-	-	-	0	0	0	51
52 Gastritis, duodenitis, enteritis and colitis (except diarrhea of the newborn) (543, 571, 572)	-	-	-	0	0	0	-	-	-	0	0	0	52
53 Cirrhosis of liver (581)	-	-	-	0	0	0	-	-	-	0	0	0	53
54 Nephritis and nephrosis (590-594)	1	1	-	28.6	35.7	0	-	-	-	0	0	0	54
55 Hyperplasia of prostate (610)	1	1	-	28.6	35.7	0	-	-	-	0	0	0	55
56 Complications of pregnancy, childbirth and the puerperium (640-652, 670-689)	-	-	-	0	0	0	-	-	-	0	0	0	56
57 Congenital malformations (750-759)	-	-	-	0	0	0	2	2	-	44.4	95.2	0	57
58 Birth injuries, postnatal asphyxia and atelectasis (760-762)	1	-	1	28.6	0	142.9	1	1	-	22.2	47.6	0	58
59 Infection of the newborn (763-768)	-	-	-	0	0	0	-	-	-	0	0	0	59
60 Other diseases peculiar to early infancy, and immaturity unqualified (769-776)	-	-	-	0	0	0	1	-	1	22.2	0	41.7	60
61 Senility, without mention of psychosis (794)	-	-	-	0	0	0	-	-	-	0	0	0	61
62 Ill-defined and unknown causes (780-793, 795)	1	1	-	28.6	35.7	0	-	-	-	0	0	0	62
63 Motor vehicle accidents (E810-E835)	3	2	1	85.7	71.4	142.9	3	2	1	66.7	95.2	41.7	63
64 All other accidents (E800-E802, E840-E962)	1	-	1	28.6	0	142.9	2	1	1	44.4	47.6	41.7	64
65 Suicide (E963, E970, E979)	-	-	-	0	0	0	2	2	-	44.4	95.2	0	65
66 Homicide (E964, E980-E985)	-	-	-	0	0	0	-	-	-	0	0	0	66
67 All other diseases (residual)	1	1	-	28.6	35.7	0	5	1	4	111.1	47.6	166.7	67

TABLE XIV-CVITAL STATISTICS, BY CITY, BY RACE, GEORGIA, 1960
POPULATION 2,500-9,999

ITEM	Waynesboro						West Point						
	Number			Rate or Ratio *			Number			Rate or Ratio *			
	Total	White	Non-White	Total	White	Non-White	Total	White	Non-White	Total	White	Non-White	
1 Estimated population	5,400	2,600	2,800				4,700	2,300	2,400				1
LIVE BIRTHS													
2 Total	108	55	53	20.0	21.2	18.9	88	27	61	18.7	11.7	25.4	2
3 Delivered in hospital	69	55	14	63.9%	100.0%	26.4%	73	27	46	83.0%	100.0%	75.4%	3
4 Delivered in home by physician	3	-	3	2.8%	0%	5.7%	-	-	-	0%	0%	0%	4
5 Delivered in home by midwife	36	-	36	33.3%	0%	67.9%	15	-	15	17.0%	0%	24.6%	5
6 Other deliveries	-	-	-	0%	0%	0%	-	-	-	0%	0%	0%	6
7 Immature births	14	6	8	129.6	109.1	150.9	12	2	10	136.4	74.1	163.9	7
8 Live births to un-wed mothers	24	3	21	222.2	54.5	396.2	17	-	17	193.2	0	278.7	8
FETAL DEATHS													
9 Total	2	-	2	18.5	0	37.7	-	-	-	0	0	0	9
10 Under 20 weeks gestation	-	-	-	0	0	0	-	-	-	0	0	0	10
11 20-27 weeks gestation	-	-	-	0	0	0	-	-	-	0	0	0	11
12 28 weeks and more	2	-	2	18.5	0	37.7	-	-	-	0	0	0	12
13 Unknown length of gestation	-	-	-	0	0	0	-	-	-	0	0	0	13
DEATHS													
14 Total, all ages	71	26	45	1314.8	1000.0	1607.1	59	21	38	1255.3	913.0	1583.3	14
15 Under 1 year	4	1	3	37.0	18.2	56.6	8	1	7	90.9	37.0	114.8	15
16 Under 28 days	3	1	2	27.8	18.2	37.7	3	1	2	34.1	37.0	32.8	16
17 Deaths from immaturity	1	-	1	9.3	0	18.9	1	-	1	11.4	0	16.4	17
18 1-4 years **	1	1	-	-	-	-	1	1	-	-	-	-	18
19 Maternal deaths	-	-	-	0	0	0	-	-	-	0	0	0	19
CAUSE OF DEATH													
20 Tuberculosis, all forms (001-019)	1	1	-	18.5	38.5	0	1	1	-	21.3	43.5	0	20
21 Syphilis and its sequelae (020-029)	3	-	3	55.6	0	107.1	-	-	-	0	0	0	21
22 Typhoid fever (040)	-	-	-	0	0	0	-	-	-	0	0	0	22
23 Dysentery, all forms (045-048)	-	-	-	0	0	0	-	-	-	0	0	0	23
24 Scarlet fever (050)	-	-	-	0	0	0	-	-	-	0	0	0	24
25 Streptococcal sore throat (051)	-	-	-	0	0	0	-	-	-	0	0	0	25
26 Diphtheria (055)	-	-	-	0	0	0	-	-	-	0	0	0	26
27 Whooping cough (056)	-	-	-	0	0	0	-	-	-	0	0	0	27
28 Meningococcal infections (057)	-	-	-	0	0	0	-	-	-	0	0	0	28
29 Acute poliomyelitis (080)	-	-	-	0	0	0	-	-	-	0	0	0	29
30 Acute infectious encephalitis (082)	-	-	-	0	0	0	-	-	-	0	0	0	30
31 Smallpox (084)	-	-	-	0	0	0	-	-	-	0	0	0	31
32 Measles (085)	-	-	-	0	0	0	-	-	-	0	0	0	32
33 Typhus and other rickettsial diseases (100-103, 105-108)	1	-	1	18.5	0	35.7	-	-	-	0	0	0	33
34 Rocky Mountain spotted fever (104)	-	-	-	0	0	0	-	-	-	0	0	0	34
35 Malaria (110-117)	-	-	-	0	0	0	-	-	-	0	0	0	35
36 All other diseases classified as infective and parasitic (030-039, 041-044, 049, 052-054, 059-074, 081, 083, 086-096, 120-138)	2	-	2	37.0	0	71.4	1	-	1	21.3	0	41.7	36
37 Malignant neoplasms, including neoplasms of lymphatic and hemolymphatic tissues (140-205)	6	2	4	111.1	76.9	142.9	5	3	2	106.4	130.4	83.3	37
38 Benign and unspecified neoplasms (210-239)	-	-	-	0	0	0	-	-	-	0	0	0	38
39 Diabetes mellitus (260)	-	-	-	0	0	0	3	1	2	63.8	43.5	83.3	39
40 Pellagra (281)	-	-	-	0	0	0	-	-	-	0	0	0	40
41 Anemias (290-293)	-	-	-	0	0	0	-	-	-	0	0	0	41
42 Vascular lesions affecting central nervous system (330-334)	12	7	5	222.2	269.2	178.6	12	2	10	255.3	87.0	416.7	42
43 Nonmeningococcal meningitis (340)	-	-	-	0	0	0	-	-	-	0	0	0	43
44 Rheumatic fever (400-402)	-	-	-	0	0	0	-	-	-	0	0	0	44
45 Heart diseases (410-443)	22	10	12	407.4	384.6	428.6	12	6	6	255.3	260.9	250.0	45
46 Hypertension without mention of heart (444-447)	3	-	3	55.6	0	107.1	-	-	-	0	0	0	46
47 Influenza and pneumonia (480-483, 490-493)	3	-	3	55.6	0	107.1	5	1	4	106.4	43.5	166.7	47
48 Bronchitis (500-502)	-	-	-	0	0	0	-	-	-	0	0	0	48
49 Ulcer of stomach and duodenum (540-541)	-	-	-	0	0	0	-	-	-	0	0	0	49
50 Appendicitis (550-553)	-	-	-	0	0	0	-	-	-	0	0	0	50
51 Intestinal obstruction and hernia (560, 561, 570)	2	-	2	37.0	0	71.4	-	-	-	0	0	0	51
52 Gastritis, duodenitis, enteritis and colitis (except diarrhea of the newborn) (543, 571, 572)	-	-	-	0	0	0	2	-	2	42.6	0	83.3	52
53 Cirrhosis of liver (581)	-	-	-	0	0	0	-	-	-	0	0	0	53
54 Nephritis and nephrosis (590-594)	3	1	2	55.6	38.5	71.4	1	-	1	21.3	0	41.7	54
55 Hyperplasia of prostate (610)	-	-	-	0	0	0	-	-	-	0	0	0	55
56 Complications of pregnancy, childbirth and the puerperium (640-652, 670-689)	-	-	-	0	0	0	-	-	-	0	0	0	56
57 Congenital malformations (750-759)	-	-	-	0	0	0	-	-	-	0	0	0	57
58 Birth injuries, postnatal asphyxia and atelectasis (760-762)	2	1	1	37.0	38.5	35.7	1	1	-	21.3	43.5	0	58
59 Infection of the newborn (763-768)	-	-	-	0	0	0	-	-	-	0	0	0	59
60 Other diseases peculiar to early infancy, and immaturity unqualified (769-776)	1	-	1	18.5	0	35.7	1	-	1	21.3	0	41.7	60
61 Senility, without mention of psychosis (794)	-	-	-	0	0	0	-	-	-	0	0	0	61
62 Ill-defined and unknown causes (780-793, 795)	-	-	-	0	0	0	1	-	1	21.3	0	41.7	62
63 Motor vehicle accidents (E810-E835)	2	2	-	37.0	76.9	0	2	1	1	42.6	43.5	41.7	63
64 All other accidents (E800-E802, E840-E962)	-	-	-	0	0	0	4	1	3	85.1	43.5	125.0	64
65 Suicide (E963, E970, E979)	1	1	-	18.5	38.5	0	1	1	-	21.3	43.5	0	65
66 Homicide (E964, E980-E985)	-	-	-	0	0	0	3	-	3	63.8	0	125.0	66
67 All other diseases (residual)	7	1	6	129.6	38.5	214.3	4	3	1	85.1	130.4	41.7	67

TABLE XIV-C VITAL STATISTICS, BY CITY, BY RACE, GEORGIA, 1960
POPULATION 2,500-9,999

ITEM	Winder						Winder						
	Number			Rate or Ratio *			Number			Rate or Ratio *			
	Total	White	Non-White	Total	White	Non-White	Total	White	Non-White	Total	White	Non-White	
1 Estimated population	5,600	4,600	1,000										1
LIVE BIRTHS													
2 Total	155	120	35	27.7	26.1	35.0							2
3 Delivered in hospital	151	120	31	97.4%	100.0%	88.6%							3
4 Delivered in home by physician	-	-	-	0%	0%	0%							4
5 Delivered in home by midwife	4	-	4	2.6%	0%	11.4%							5
6 Other deliveries	-	-	-	0%	0%	0%							6
7 Immature births	12	6	6	77.4	50.0	171.4							7
8 Live births to un-wed mothers	12	-	12	77.4	0	342.9							8
FETAL DEATHS													
9 Total	2	1	1	12.9	8.3	28.6							9
10 Under 20 weeks gestation	2	1	1	12.9	8.3	28.6							10
11 20-27 weeks gestation	-	-	-	0	0	0							11
12 28 weeks and more	-	-	-	0	0	0							12
13 Unknown length of gestation	-	-	-	0	0	0							13
DEATHS													
14 Total, all ages	40	30	10	714.3	652.2	1000.0							14
15 Under 1 year	3	1	2	19.4	8.3	57.1							15
16 Under 28 days	3	1	2	19.4	8.3	57.1							16
17 Deaths from immaturity	3	1	2	19.4	8.3	57.1							17
18 1-4 years **	1	-	1	-	-	-							18
19 Maternal deaths	1	-	1	0	0	0							19
CAUSE OF DEATH													
20 Tuberculosis, all forms (001-019)	-	-	-	0	0	0							20
21 Syphilis and its sequelae (020-029)	-	-	-	0	0	0							21
22 Typhoid fever (040)	-	-	-	0	0	0							22
23 Dysentery, all forms (045-048)	-	-	-	0	0	0							23
24 Scarlet fever (050)	-	-	-	0	0	0							24
25 Streptococcal sore throat (051)	-	-	-	0	0	0							25
26 Diphtheria (055)	-	-	-	0	0	0							26
27 Whooping cough (056)	-	-	-	0	0	0							27
28 Meningococcal infections (057)	-	-	-	0	0	0							28
29 Acute poliomyelitis (080)	-	-	-	0	0	0							29
30 Acute infectious encephalitis (082)	-	-	-	0	0	0							30
31 Smallpox (084)	-	-	-	0	0	0							31
32 Measles (085)	-	-	-	0	0	0							32
33 Typhus and other rickettsial diseases (100-103, 105-108)	-	-	-	0	0	0							33
34 Rocky Mountain spotted fever (104)	-	-	-	0	0	0							34
35 Malaria (110-117)	-	-	-	0	0	0							35
36 All other diseases classified as infective and parasitic (030-039, 041-044, 049, 052-054, 059-074, 081, 083, 086-096, 120-138)	-	-	-	0	0	0							36
37 Malignant neoplasms, including neoplasms of lymphatic and haematopoietic tissues (140-205)	5	5	-	89.3	108.7	0							37
38 Benign and unspecified neoplasms (210-239)	-	-	-	0	0	0							38
39 Diabetes mellitus (260)	-	-	-	0	0	0							39
40 Pellagra (281)	-	-	-	0	0	0							40
41 Anemias (290-293)	-	-	-	0	0	0							41
42 Vascular lesions affecting central nervous system (330-334)	11	8	3	196.4	173.9	300.0							42
43 Nonmeningococcal meningitis (340)	-	-	-	0	0	0							43
44 Rheumatic fever (400-402)	-	-	-	0	0	0							44
45 Heart diseases (410-443)	9	8	1	160.7	173.9	100.0							45
46 Hypertension without mention of heart (444-447)	-	-	-	0	0	0							46
47 Influenza and pneumonia (480-483, 490-493)	2	2	-	35.7	43.5	0							47
48 Bronchitis (500-502)	-	-	-	0	0	0							48
49 Ulcer of stomach and duodenum (540-541)	-	-	-	0	0	0							49
50 Appendicitis (550-553)	-	-	-	0	0	0							50
51 Intestinal obstruction and hernia (560, 561, 570)	1	1	-	17.9	21.7	0							51
52 Gastritis, duodenitis, enteritis and colitis (except diarrhea of the newborn) (543, 571, 572)	1	-	1	17.9	0	100.0							52
53 Cirrhosis of liver (581)	-	-	-	0	0	0							53
54 Nephritis and nephrosis (590-594)	1	-	1	17.9	0	100.0							54
55 Hyperplasia of prostate (610)	-	-	-	0	0	0							55
56 Complications of pregnancy, childbirth and the puerperium (640-652, 670-689)	1	-	1	17.9	0	100.0							56
57 Congenital malformations (750-759)	-	-	-	0	0	0							57
58 Birth injuries, postnatal asphyxia and elelethasis (760-762)	-	-	-	0	0	0							58
59 Infection of the newborn (763-768)	-	-	-	0	0	0							59
60 Other diseases peculiar to early infancy, and immaturity unqualified (769-776)	3	1	2	53.6	21.7	200.0							60
61 Senility, without mention of psychosis (794)	-	-	-	0	0	0							61
62 Ill-defined and unknown causes (780-793, 795)	-	-	-	0	0	0							62
63 Motor vehicle accidents (E810-E835)	1	1	-	17.9	21.7	0							63
64 All other accidents (E800-E802, E840-E962)	3	3	-	53.6	65.2	0							64
65 Suicide (E963, E970, E979)	-	-	-	0	0	0							65
66 Homicide (E964, E980-E985)	1	-	1	17.9	0	100.0							66
67 All other diseases (residual)	1	1	-	17.9	21.7	0							67

* Rates and ratios: Live births are per 1,000 estimated population; deaths all ages and deaths by cause of death are per 100,000 estimated population; maternal deaths per 10,000 live births and all other rates are per 1,000 live births.

** No rate can be computed on deaths in 1 - 4 years age group by county or city because estimated population for that age group is not available.

TABLE XV - NUMBER OF PHYSICIANS IN PRIVATE PRACTICE AND AVERAGE NUMBER OF PERSONS PER PHYSICIAN, BY COUNTY, GEORGIA, JANUARY 1, 1961

County	Number Physicians	Average Number Persons Per Physician *	County	Number Physicians	Average Number Persons Per Physician *
TOTAL	2,649	1,466	Jeff Davis	6	1,483
Appling	8	1,663	Jefferson	9	1,944
Atkinson	2	3,100	Jenkins	2	4,550
Bacon	4	2,100	Johnson	2	4,000
Baker	-	...	Jones	1	8,500
Baldwin	10	2,220	Lamar	5	2,040
Banks	-	...	Lanier	2	2,550
Barrow	7	2,086	Laurens	16	2,019
Bartow	8	3,538	Lee	1	6,200
Ben Hill	5	2,720	Liberty	4	3,000
Berrien	4	3,000	Lincoln	2	2,950
Bibb	133	1,067	Long	1	3,900
Bleckley	3	3,200	Lowndes	44	1,068
Brantley	1	5,900	Lumpkin	3	2,400
Brooks	5	3,040	Macon	4	3,300
Bryan	3	2,067	Madison	2	5,600
Bulloch	14	1,729	Marion	1	5,500
Burke	9	2,278	McDuffie	6	2,117
Butts	2	4,500	McIntosh	1	6,400
Calhoun	3	2,467	Meriwether	9	2,189
Camden	5	2,000	Miller	3	2,267
Candler	1	6,700	Mitchell	9	2,178
Carroll	23	1,587	Monroe	3	3,500
Catoosa	9	2,356	Montgomery	4	1,551
Charlton	3	1,767	Morgan	8	1,275
Chatham	165	1,117	Murray	5	2,100
Chattahoochee	-	...	Muscogee	110	1,242
Chattooga	7	2,857	Newton	9	2,333
Cherokee	9	2,556	Oconee	1	6,300
Clarke	39	1,169	Oglethorpe	2	3,900
Clay	2	2,250	Paulding	3	4,367
Clayton	12	3,892	Peach	9	1,544
Clinch	2	3,300	Pickens	5	1,780
Cobb	76	1,499	Pierce	5	1,920
Coffee	11	1,991	Pike	2	3,550
Colquitt	20	1,685	Polk	12	2,325
Columbia	2	6,750	Pulaski	5	1,620
Cook	5	2,360	Putnam	3	2,600
Coweta	19	1,526	Quitman	-	...
Crawford	1	5,900	Rabun	3	2,500
Crisp	8	2,225	Randolph	3	3,667
Dade	1	8,700	Richmond	149	807
Dawson	-	...	Rockdale	4	2,650
Decatur	10	2,480	Schley	1	3,200
DeKalb	120	2,165	Screven	5	2,980
Dodge	6	2,750	Seminole	5	1,360
Dooly	3	3,800	Spalding	32	1,109
Dougherty	44	1,645	Stephens	17	1,082
Douglas	5	3,360	Stewart	3	2,467
Early	6	2,183	Sumter	15	1,647
Echols	-	...	Talbot	1	7,200
Effingham	2	5,050	Taliaferro	-	...
Elbert	10	1,780	Tattnall	7	1,914
Emanuel	7	2,543	Taylor	4	2,075
Evans	2	3,500	Telfair	6	1,950
Fannin	5	2,700	Terrell	4	3,175
Fayette	3	2,733	Thomas	30	1,143
Floyd	50	1,368	Tift	14	1,679
Forsyth	8	1,525	Toombs	13	1,292
Franklin	8	1,650	Towns	2	2,250
Fulton	726	765	Treutlen	3	1,933
Gilmer	3	2,967	Troup	39	1,210
Glascock	1	2,700	Turner	3	2,800
Glynn	39	1,085	Twiggs	1	8,000
Gordon	8	2,400	Union	3	2,167
Grady	7	2,571	Upson	14	1,700
Greene	6	1,867	Walker	17	2,671
Gwinnett	13	3,369	Walton	10	2,040
Habersham	11	1,645	Ware	26	1,319
Hall	34	1,471	Warren	3	2,433
Hancock	3	3,300	Washington	9	2,100
Haralson	6	2,417	Wayne	7	2,571
Harris	3	3,733	Webster	-	...
Hart	3	5,067	Wheeler	-	...
Heard	2	2,650	White	4	1,750
Henry	4	4,400	Whitfield	29	1,462
Houston	12	3,050	Wilcox	3	2,600
Irwin	4	2,275	Wilkes	7	1,557
Jackson	8	2,313	Wilkinson	2	4,650
Jasper	5	1,220	Worth	4	4,150

* Based on Estimated Population of Georgia as of July 1, 1960
 ... Not applicable

SOURCE: Georgia Department of Public Health
 Medical Director of Georgia
 January 1, 1961

TABLE XVI-A - ESTIMATED POPULATION, URBAN AND RURAL, BY RACE, BY COUNTY AND CITY, GEORGIA, JULY 1, 1960

Area	Total	White	Nonwhite	Area	Total	White	Nonwhite
STATE TOTAL	3,955,500	2,828,100	1,127,400	Dade	8,700	8,600	100
URBAN 1/	1,913,500	1,293,300	620,200	Dawson	3,600	3,600	0
RURAL	2,042,000	1,534,800	507,200	Decatur	24,800	14,400	10,400
STATE TOTAL CIVILIAN	3,883,300	2,766,500	1,116,800	Bainbridge	12,900	7,900	5,000
Appling	13,300	10,200	3,100	DeKalb	259,800	237,300	22,500
Baxley	4,300	3,000	1,300	Atlanta (Total)	491,300	303,000	188,300
Atkinson	6,200	4,400	1,800	(Pt. DeKalb Co.)	41,400		
Bacon	8,400	7,300	1,100	(Pt. Fulton Co.)	449,900		
Alma	3,500	2,900	600	Chamblee	6,700	6,700	0
Baker	4,600	1,900	2,700	Decatur	22,000	18,900	3,100
Baldwin 2/	22,200	13,400	8,800	Doraville	4,500	4,300	200
Milledgeville	11,200	6,200	5,000	Dodge	16,500	11,900	4,600
Milledgeville St.Hosp.	11,900	7,300	4,600	Eastman	5,100	3,800	1,300
Banks	6,500	6,100	400	Dooly	11,400	5,400	6,000
Barrow	14,600	12,000	2,600	Dougherty	72,400	46,800	25,600
Winder	5,600	4,600	1,000	Albany	56,500	36,100	20,400
Bartow	28,300	24,000	4,300	Douglas	16,800	14,300	2,500
Cartersville	8,700	6,800	1,900	Douglasville	4,400	3,200	1,200
Ben Hill	13,600	9,100	4,500	Villa Rica (Total)	3,500	2,800	700
Pitzgerald	8,800	5,500	3,300	(Pt. Douglas Co.)	200		
Berrien	12,000	10,200	1,800	(Pt. Carroll Co.)	3,300		
Nashville	4,100	3,200	900	Early	13,100	6,300	6,800
Bibb	141,900	94,600	47,300	Blakely	3,600	2,200	1,400
Macon	69,700	38,800	30,900	Echols	1,800	1,300	500
Bleckley	9,600	6,900	2,700	Effingham	10,100	6,600	3,500
Cochran	4,800	3,300	1,500	Elbert	17,800	11,700	6,100
Brantley	5,900	5,100	800	Elberton	7,100	4,800	2,300
Brooks	15,200	7,800	7,400	Emanuel	17,800	11,900	5,900
Quitman	5,100	2,600	2,500	Swainsboro	6,000	3,800	2,200
Bryan	6,200	3,900	2,300	Evans	7,000	4,400	2,600
Bulloch	24,200	15,300	8,900	Claxton	2,600	1,900	700
Statesboro	8,400	5,800	2,600	Fannin	13,500	13,500	0
Burke	20,500	6,900	13,600	Fayette	8,200	5,800	2,400
Waynesboro	5,400	2,600	2,800	Floyd 2/	68,400	58,900	9,500
Butts	9,000	4,800	4,200	Rome	32,200	25,000	7,200
Jackson	2,500	1,400	1,100	Battey Hospital	900	400	500
Calhoun	7,400	2,600	4,800	Forsyth	12,200	12,200	0
Camden	10,000	6,000	4,000	Franklin	13,200	11,700	1,500
St. Mary's	3,300	2,600	700	Fulton	555,200	360,900	194,300
Candler	6,700	4,300	2,400	Atlanta (Total)	491,300	303,000	188,300
Carroll	36,500	29,500	7,000	(Pt. Fulton Co.)	449,900		
Carrollton	11,000	8,500	2,500	(Pt. DeKalb Co.)	41,400		
Villa Rica (Total)	3,500	2,800	700	College Park	23,700	19,800	3,900
(Pt. Carroll Co.)	3,300			(Pt. Fulton Co.)	15,300		
(Pt. Douglas Co.)	200			(Pt. Clayton Co.)	8,400		
Catoosa	21,200	20,900	300	East Point	36,000	31,400	4,600
Charlton	5,300	3,600	1,700	Hapeville	10,100	10,100	0
Chatham	184,300	120,700	63,600	Roswell	3,000	2,700	300
Garden City	5,600	4,000	1,600	Gilmer	8,900	8,900	0
Port Wentworth	3,800	3,600	200	Glascok	2,700	1,900	800
Savannah	150,000	96,600	53,400	Glynn	42,300	30,600	11,700
Chattahoochee	1,200	600	600	Brunswick	21,800	12,800	9,000
Chattooga	20,000	18,100	1,900	Gordon	19,200	18,000	1,200
Summerville	4,800	4,000	800	Calhoun	3,600	3,000	600
Cherokee	23,000	22,100	900	Grady	18,000	11,300	6,700
Clarke	45,600	33,900	11,700	Cairo	7,500	4,400	3,100
Athens	31,500	22,200	9,300	Greene	11,200	5,300	5,900
Clay	4,500	1,700	2,800	Greensboro	2,800	1,600	1,200
Clayton	46,700	41,900	4,800	Gwinnett	43,800	40,300	3,500
College Park (Total)	23,700	19,800	3,900	Buford	4,200	3,200	1,000
(Pt. Clayton Co.)	8,400			Lawrenceville	3,900	3,300	600
(Pt. Fulton Co.)	15,300			Habersham	18,100	17,200	900
Forest Park	14,500	13,200	1,300	Cornelia	2,900	2,600	300
Jonesboro	3,000	2,300	700	Hall	50,000	44,600	5,400
Clinch	6,600	4,100	2,500	Gainesville	16,600	12,800	3,800
Homerville	2,700	1,700	1,000	Hancock	9,900	2,500	7,400
Cobb	113,900	106,000	7,900	Haralson	14,500	13,300	1,200
Marietta	25,700	21,900	3,800	Bremen	3,100	2,900	200
Smyrna	10,400	10,400	0	Tallapoosa	2,700	2,400	300
Coffee	21,900	15,900	6,000	Harris	11,200	5,100	6,100
Douglas	8,800	6,200	2,600	West Point (Total)	4,700	2,300	2,400
Colquitt	33,700	25,500	8,200	(Pt. Harris Co.)	600		
Moultrie	15,900	10,500	5,400	(Pt. Troup Co.)	4,100		
Columbia	13,500	8,700	4,800	Hart	15,200	11,500	3,700
Cock	11,800	8,300	3,500	Hartwell	4,600	3,500	1,100
Adel	4,300	2,700	1,600	Heard	5,300	4,100	1,200
Coweta	29,000	18,500	10,500	Henry	17,600	10,100	7,500
Newman	12,200	7,100	5,100	Houston	36,600	28,200	8,400
Crawford	5,900	2,500	3,400	Perry	6,100	3,300	2,800
Crisp	17,800	10,200	7,600	Warner Robins	18,900	17,600	1,300
Cordele	10,600	5,300	5,300	Irwin	9,100	5,700	3,400
				Ocilla	3,200	1,600	1,600
				Jackson	18,500	16,100	2,400
				Commerce	3,600	3,100	500
				Jasper	6,100	2,800	3,300

TABLE XVI-A - ESTIMATED POPULATION, URBAN AND RURAL, BY RACE, BY COUNTY AND CITY,
GEORGIA, JULY 1, 1960 (CONT'D)

Area	Total	White	Nonwhite	Area	Total	White	Nonwhite
Jeff Davis	8,900	7,100	1,800	Schley	3,200	1,400	1,800
Hazelhurst	3,700	2,800	900	Screven	14,900	7,100	7,800
Jefferson	17,500	7,600	9,900	Sylvania	3,500	1,900	1,600
Jenkins	9,100	4,600	4,500	Seminole	6,800	4,200	2,600
Millen	3,700	2,000	1,700	Donalsonville	2,600	1,600	1,000
Johnson	8,000	5,300	2,700	Spalding	35,500	25,500	10,000
Jones	8,500	4,200	4,300	Griffin	22,000	14,800	7,200
Lamar	10,200	6,200	4,000	Stephens	18,400	15,800	2,600
Barnesville	4,900	2,900	2,000	Toocoo	7,300	5,500	1,800
Lanier	5,100	3,600	1,500	Stewart	7,400	2,200	5,200
Laurens	32,300	20,300	12,000	Sumter	24,700	11,700	13,000
Dublin	13,900	8,600	5,300	Americus	13,500	6,800	6,700
Lee	6,200	2,300	3,900	Talbot	7,200	2,200	5,000
Liberty	12,000	6,200	5,800	Taliaferro	3,400	1,300	2,100
Hinesville	3,300	2,700	600	Tattnall ^{2/}	13,400	9,600	3,800
Lincoln	5,900	3,000	2,900	Glennville	2,800	2,100	700
Long	3,900	2,600	1,300	Ga. State Prison	2,400	1,100	1,300
Lowndes	47,000	31,400	15,600	Taylor	8,300	4,300	4,000
Valdosta	30,900	19,800	11,100	Telfair	11,700	7,700	4,000
Lumpkin	7,200	7,100	100	McRae	2,800	1,800	1,000
Dahlonega	2,600	2,500	100	Terrell	12,700	4,500	8,200
Macon	13,200	4,900	8,300	Dawson	5,100	2,100	3,000
Montezuma	3,700	1,600	2,100	Thomas	34,300	20,100	14,200
Madison	11,200	9,100	2,100	Thomasville	18,300	10,400	7,900
Marion	5,500	2,200	3,300	Tift	23,500	16,500	7,000
McDuffie	12,700	7,300	5,400	Tifton	9,900	8,500	1,400
Thomson	4,600	3,100	1,500	Toombs	16,800	12,100	4,700
McIntosh	6,400	2,700	3,700	Lyons	3,200	2,100	1,100
Meriwether	19,700	9,900	9,800	Vidalia	7,600	5,000	2,600
Manchester	4,100	2,900	1,200	Towns	4,500	4,500	0
Miller	6,800	4,800	2,000	Treutlen	5,800	3,900	1,900
Mitchell	19,600	9,600	10,000	Troup	47,200	31,400	15,800
Camilla	4,800	2,000	2,800	Hogansville	3,700	2,200	1,500
Pelham	4,600	2,500	2,100	LaGrange	23,600	15,900	7,700
Monroe	10,500	5,400	5,100	West Point (Total)	4,700	2,300	2,400
Forsyth	3,700	2,100	1,600	(Pt. Troup Co.)	4,100		
Montgomery	6,200	3,700	2,500	(Pt. Harris Co.)	600		
Morgan	10,200	5,300	4,900	Turner	8,400	5,300	3,100
Madison	2,700	1,300	1,400	Ashburn	3,300	1,900	1,400
Murray	10,500	10,400	100	Twiggs	8,000	3,200	4,800
Muscogee	136,600	101,500	35,100	Union	6,500	6,500	0
Columbus	117,700	86,000	31,700	Upson	23,800	17,100	6,700
Newton	21,000	13,700	7,300	Thomaston	9,300	7,300	2,000
Covington	8,200	4,500	3,700	Walker	45,400	43,000	2,400
Oconee	6,300	4,900	1,400	LaFayette	5,600	5,100	500
Oglethorpe	7,800	4,300	3,500	Rossville	4,700	4,700	0
Paulding	13,100	11,900	1,200	Walton	20,400	14,300	6,100
Peach	13,900	5,700	8,200	Monroe	6,800	4,900	1,900
Fort Valley	8,300	3,200	5,100	Ware	34,300	25,800	8,500
Pickens	8,900	8,500	400	Waycross	21,000	13,700	7,300
Pierce	9,600	7,500	2,100	Warren	7,300	2,700	4,600
Pike	7,100	3,900	3,200	Washington	18,900	8,100	10,800
Polk	27,900	23,500	4,400	Sandersville	5,400	2,300	3,100
Cedartown	9,400	7,900	1,500	Wayne	18,000	14,200	3,800
Rockmart	3,900	3,300	600	Jesup	7,400	5,100	2,300
Pulaski	8,100	4,600	3,500	Webster	3,300	1,200	2,100
Hawkinsville	4,000	2,300	1,700	Wheeler	5,300	3,600	1,700
Putnam	7,800	3,600	4,200	White	7,000	6,700	300
Batonton	3,700	1,700	2,000	Whitfield	42,400	40,400	2,000
Quitman	2,400	900	1,500	Dalton	17,900	16,100	1,800
Rabun	7,500	7,400	100	Wilcox	7,800	5,200	2,600
Randolph	11,000	4,200	6,800	Wilkes	10,900	5,300	5,600
Cuthbert	4,300	1,600	2,700	Washington	4,500	2,100	2,400
Richmond ^{2/}	120,300	79,200	41,100	Wilkinson	9,300	4,800	4,500
Augusta	70,600	38,500	32,100	Worth	16,600	8,600	8,000
Ga. Training School for Mental Defectives	1,400	1,400	0	Sylvester	3,700	2,000	1,700
Rockdale	10,600	7,700	2,900				
Conyers	2,900	1,700	1,200				

Note: Cities in more than one county show only total population by race. No race breakdown is available on separate parts.
Military population is excluded from county totals but is included in state total.

^{1/} The urban population is the total of the estimates for all incorporated places shown above plus the military population of the state.

^{2/} Population of the state institutions is excluded from the county totals but is included in the state totals.

Method: These estimates are a three months arithmetic projection of the April 1, 1960 census population, using a percentage distribution of race supplied by the U.S. Census Bureau. Final census population by race had not been published as this estimate was compiled.

Source: Georgia Department of Public Health, Service of Biostatistics.

26,284,000

TABLE XVI-B - ESTIMATED POPULATION BY RACE, SEX AND AGE, GEORGIA, JULY 1, 1960
(State Totals Include Military Population)

Age Group	Total	White			Nonwhite		
		Total	Male	Female	Total	Male	Female
Total, all ages	3,955,500	2,828,100	1,397,100	1,431,000	1,127,400	534,800	592,600
Under 1 year	96,800	62,800	31,800	31,000	34,000	16,900	17,100
1 - 4 years	376,100	246,800	126,300	120,500	129,300	64,400	64,900
5 - 9 years	441,300	289,900	148,000	141,900	151,400	75,500	75,900
10 - 14 years	412,900	280,000	142,500	137,500	132,900	66,500	66,400
15 - 19 years	332,700	230,200	117,400	112,800	102,500	51,200	51,300
20 - 24 years	272,200	199,100	101,300	97,800	73,100	34,700	33,400
25 - 29 years	252,500	188,900	93,900	95,000	63,600	29,000	34,600
30 - 34 years	257,200	195,100	96,200	98,900	62,100	27,600	34,500
35 - 39 years	260,800	199,400	97,500	101,900	61,400	27,500	33,900
40 - 44 years	245,800	185,500	92,400	93,100	60,300	27,300	33,000
45 - 49 years	230,100	170,300	84,500	85,800	59,800	27,300	32,500
50 - 54 years	196,800	147,600	72,400	75,200	49,200	22,800	26,400
55 - 59 years	162,200	120,800	60,800	63,400	41,400	18,800	22,600
60 - 64 years	126,200	95,300	43,800	51,500	30,900	13,400	17,500
65 - 69 years	113,600	82,600	36,700	45,900	31,000	13,100	17,900
70 - 74 years	82,000	61,100	26,200	34,900	20,900	8,900	12,000
75 - 84 years	80,500	61,400	24,700	36,700	19,100	8,100	11,000
85 years and over	15,800	11,300	4,100	7,200	4,500	1,800	2,700

TABLE XVII - TOTAL POPULATION BY CENSUS YEARS BY AGE AND RACE, GEORGIA, 1920-1960

Age	Number					Per Cent Distribution				
	1960	1950	1940	1930	1920	1960	1950	1940	1930	1920
Total										
Total, all ages	3,943,116	3,444,578	3,123,723	2,908,506	2,895,832	100.0	100.0	100.0	100.0	100.0
Under 5 years	471,901	422,486	313,122	316,404	363,229	11.9	12.3	10.0	10.9	12.5
5 - 14 years	851,848	666,501	644,065	692,770	747,685	21.6	19.3	20.6	23.8	25.8
15 - 24 years	602,765	567,999	633,048	622,962	580,363	15.3	16.5	20.3	21.4	20.0
25 - 44 years	1,013,165	1,005,559	897,303	744,444	737,099	25.7	29.2	28.7	25.6	25.5
45 - 64 years	712,776	562,378	477,471	416,804	362,405	18.1	16.3	15.3	14.3	12.5
65 years & over	290,661	219,655	158,714	113,278	102,111	7.4	6.4	5.1	3.9	3.5
Not reported	-	-	-	1,844	2,940	0	0	0	0.1	0.1
White										
Total, all ages	2,817,223	2,380,577	2,038,278	1,837,021	1,689,114	100.0	100.0	100.0	100.0	100.0
Under 5 years	308,752	276,321	193,741	200,353	217,864	11.0	11.6	9.5	10.9	12.9
5 - 14 years	567,780	431,958	401,814	427,296	423,031	20.2	18.1	19.8	23.3	25.0
15 - 24 years	427,490	385,584	403,636	376,348	323,636	15.2	16.2	19.8	20.5	19.2
25 - 44 years	766,114	722,534	597,165	482,449	443,295	27.2	30.4	29.3	26.3	26.2
45 - 64 years	531,801	409,754	336,232	271,590	214,251	18.9	17.2	16.5	14.8	12.7
65 years & over	215,286	154,426	105,690	78,022	65,896	7.6	6.5	5.1	4.2	3.9
Not reported	-	-	-	963	1,141	0	0	0	0.1	0.1
Nonwhite										
Total, all ages	1,125,893	1,064,001	1,085,445	1,071,485	1,206,718	100.0	100.0	100.0	100.0	100.0
Under 5 years	163,149	146,165	119,381	116,051	145,365	14.5	13.7	11.0	10.8	12.0
5 - 14 years	284,068	234,543	242,251	265,474	324,654	25.2	22.0	22.3	24.8	26.9
15 - 24 years	175,275	182,415	229,412	246,614	256,727	15.6	17.1	21.1	23.0	21.3
25 - 44 years	247,051	283,025	300,138	261,995	293,804	21.9	26.6	27.7	24.5	24.3
45 - 64 years	180,975	152,624	141,239	145,214	148,154	16.1	14.3	13.0	13.6	12.3
65 years & over	75,375	65,229	53,024	35,256	36,215	6.7	6.1	4.9	3.3	3.0
Not reported	-	-	-	881	1,799	0	0	0	0.1	0.1

Source: U. S. Census 1920, 1930, 1940, 1950, 1960

TABLE XVIII - MARRIAGES BY RACE, BY COUNTY OF APPLICATION AND DIVORCES AND ANNULMENTS BY COUNTY OF OCCURRENCE, GEORGIA, 1960

County	Marriages				Divorces	Annulments
	Total	White	Non-white	Unknown	Total	Total
TOTAL	49,448	39,400	9,982	66	8,900	30
Appling	162	115	47	-	18	-
Atkinson	98	78	19	1	13	-
Bacon	82	71	11	-	18	-
Baker	36	28	8	-	8	-
Baldwin	189	103	86	-	67	1
Banks	55	54	1	-	-	-
Barrow	87	69	15	3	-	-
Bartow	251	215	36	-	37	-
Ben Hill	142	107	35	-	32	-
Berrien	116	101	15	-	23	-
Bibb	1,054	715	339	-	534	1
Bleckley	99	75	24	-	9	-
Brantley	924	917	7	-	12	1
Brooks	229	107	121	1	13	2
Bryan	69	51	18	-	8	-
Bulloch	164	111	73	-	36	-
Burke	139	47	92	-	26	-
Butts	77	42	35	-	-	-
Calhoun	64	25	39	-	-	-
Camden	1,810	1,638	172	-	36	-
Candler	67	38	29	-	7	-
Carroll	361	288	73	-	70	-
Catoosa	701	621	80	-	24	-
Charlton	2,836	2,574	260	2	16	-
Chatham	1,099	703	393	3	707	1
Chattahoochee	339	289	50	-	6	-
Chattooga	112	97	15	-	41	-
Cherokee	222	221	1	-	37	1
Clarke	375	279	96	-	105	1
Clay	71	33	38	-	4	-
Clayton	469	398	70	1	42	-
Clinch	109	82	27	-	10	-
Cobb	692	628	63	1	262	-
Coffee	242	196	43	3	48	-
Colquitt	359	308	51	-	65	-
Columbia	27	16	11	-	-	-
Cook	90	67	23	-	18	-
Coweta	341	209	132	-	42	-
Crawford	88	49	39	-	6	-
Crisp	175	101	74	-	18	-
Dade	2,416	2,343	72	1	10	-
Dawson	143	143	-	-	2	-
Decatur	759	566	192	1	51	-
DeKalb	1,468	1,358	130	-	635	1
Dodge	130	99	31	-	9	-
Dooly	88	43	45	-	7	-
Dougherty	631	424	205	2	151	1
Douglas	287	251	35	1	1	-
Early	112	77	34	1	15	-
Echols	151	129	21	1	-	-
Effingham	80	54	26	-	2	-
Elbert	132	112	10	10	13	-
Emanuel	135	90	45	-	11	-
Evans	95	66	29	-	11	-
Fannin	217	217	-	-	16	-
Fayette	124	86	38	-	8	-
Floyd	569	484	85	-	161	-
Forsyth	82	82	-	-	16	-
Franklin	145	136	8	1	19	-
Fulton	5,464	3,687	1,774	3	1,716	6
Gilmer	82	81	-	1	4	-
Glascock	49	31	18	-	2	-
Glynn	469	368	100	1	132	-
Gordon	212	198	14	-	1	-
Grady	259	182	77	-	35	-
Greene	82	29	53	-	15	-
Gwinnett	403	380	23	-	26	-
Habersham	180	174	6	-	6	-
Hall	337	303	34	-	101	-
Hancock	60	15	45	1	11	-
Haralson	1,331	1,308	23	-	-	-
Harris	101	77	24	-	7	-
Hart	492	463	28	1	-	-
Heard	87	72	14	1	-	-
Henry	158	100	58	-	5	-
Houston	223	177	46	-	16	-
Irwin	75	50	25	-	100	-
Jackson	187	162	23	2	13	-
Jaasper	29	15	14	-	2	-

TABLE XVIII - MARRIAGES BY RACE, BY COUNTY OF APPLICATION AND DIVORCES AND ANNULMENTS BY COUNTY OF OCCURRENCE, GEORGIA, 1960 (CONT.)

County	Marriages				Divorces	Annulments
	Total	White	Non-white	Unknown	Total	Total
Jeff Davis	99	75	24	-	24	-
Jefferson	65	36	29	-	16	-
Jenkins	93	31	62	-	12	-
Johnson	75	55	20	-	9	-
Jones	82	40	41	1	-	-
Lamar	107	62	45	-	1	-
Lanier	60	47	13	-	15	-
Laurens	332	214	118	-	68	-
Lee	81	51	30	-	6	-
Liberty	102	53	49	-	32	-
Lincoln	29	28	1	-	3	-
Long	38	28	10	-	4	-
Lowndes	766	579	186	1	146	-
Lumpkin	79	78	1	-	11	-
Macon	127	52	75	-	-	-
Madison	71	62	9	-	18	-
Marion	11	6	5	-	-	-
McDuffie	94	46	48	-	19	-
McIntosh	57	27	30	-	12	-
Meriwether	131	60	71	-	21	-
Miller	97	83	14	-	14	-
Mitchell	212	112	100	-	34	-
Monroe	66	48	18	-	2	-
Montgomery	83	60	23	-	7	-
Morgan	76	39	37	-	10	-
Murray	283	282	1	-	19	-
Muscogee	1,252	1,005	247	-	689	5
Newton	205	140	65	-	37	-
Oconee	44	39	5	-	10	-
Oglethorpe	67	50	17	-	-	-
Paulding	374	350	24	-	9	-
Peach	173	70	103	-	-	-
Pickens	90	85	5	-	12	-
Pierce	239	207	30	2	15	-
Pike	64	39	25	-	1	-
Polk	277	255	22	-	68	1
Fulaski	71	38	33	-	5	-
Putnam	62	25	37	-	9	1
Quitman	38	15	23	-	2	-
Rabun	100	97	1	2	10	-
Randolph	80	29	51	-	15	-
Richmond	500	431	69	-	695	3
Rockdale	316	238	78	-	7	-
Schley	36	23	13	-	1	-
Screven	102	60	42	-	26	-
Seminole	870	760	107	3	5	-
Spalding	381	271	110	-	58	-
Stephens	195	184	11	-	118	1
Stewart	45	11	34	-	15	-
Sumter	179	75	103	1	5	-
Talbot	11	3	8	-	32	-
Taliaferro	17	9	8	-	-	-
Tattnall	134	100	33	1	4	-
Taylor	63	33	30	-	8	-
Telfair	123	102	20	1	5	-
Terrell	158	57	101	-	28	-
Thomas	531	381	146	4	12	-
Tift	284	203	81	-	82	-
Toombs	177	138	39	-	43	-
Towns	86	83	3	-	53	-
Treutlen	58	37	21	-	-	-
Troup	526	377	149	-	2	-
Turner	92	59	33	-	105	1
Twiggs	159	81	78	-	8	-
Union	123	122	1	-	7	-
Upson	215	171	44	-	7	-
Walker	2,760	2,523	233	4	55	-
Walton	197	153	44	-	95	2
Ware	468	393	74	1	31	-
Warren	34	16	18	-	102	-
Washington	137	64	73	-	9	-
Wayne	258	217	41	-	8	-
Webster	22	9	13	-	27	-
Wheeler	28	17	11	-	-	-
White	72	69	3	-	4	-
Whitfield	423	413	9	1	-	-
Wilcox	66	41	25	-	91	-
Wilkes	54	23	31	-	5	-
Wilkinson	58	46	12	-	23	-
Worth	332	211	120	1	18	-
					21	-

TABLE XIX - MARRIAGES BY AGE OF BRIDE AND GROOM, GEORGIA, 1960

Age of Bride	Age of Groom													Not Stated
	Total	14 & Under	15	16	17	18-19	20-24	25-29	30-39	40-49	50-59	60-69	70 & Over	
Total	49,448	1	7	104	1,071	6,946	20,872	7,284	6,333	3,443	1,814	1,150	409	14
13 & under	19	-	-	-	3	10	4	2	-	-	-	-	-	-
14	452	1	3	14	70	187	148	25	2	1	1	-	-	-
15	1,330	-	-	28	182	514	528	58	18	1	-	-	-	1
16	2,773	-	2	27	318	1,095	1,191	113	24	-	2	-	-	1
17	3,612	-	1	19	274	1,278	1,804	184	45	6	-	1	-	-
18 - 19	12,719	-	1	13	186	3,313	7,840	1,085	244	32	1	1	-	3
20 - 24	14,013	-	-	3	33	510	8,372	3,467	1,428	165	27	6	1	1
25 - 29	4,400	-	-	-	3	28	774	1,593	1,559	355	70	14	3	1
30 - 39	5,213	-	-	-	2	8	193	699	2,499	1,367	357	70	17	1
40 - 49	2,939	-	-	-	-	1	13	55	490	1,330	752	253	45	-
50 - 59	1,298	-	-	-	-	-	-	2	21	174	537	446	118	-
60 - 69	553	-	-	-	-	-	-	-	-	11	58	319	165	-
70 & over	95	-	-	-	-	-	-	-	-	-	5	30	60	-
Not stated & unk.	32	-	-	-	-	2	5	1	3	1	4	10	-	6