

VITAL STATISTICS

GEORGIA

1958

Property Of:
Georgia Department of Human
Resources
Division of Public Health
Health Assessment Services
Do Not Remove

LIBRARY,
STATE DEPARTMENT OF HEALTH
ATLANTA, GEORGIA



Department of Public Health
State of Georgia

Atlanta

6/14.1
G

VITAL STATISTICS

GEORGIA

1958

DEPARTMENT OF PUBLIC HEALTH

STATE OF GEORGIA

Atlanta

December 31, 1959

TABLE OF CONTENTS

	Page
SYMBOLS USED IN THIS REPORT.....	vi
INTRODUCTION.....	vii
SOME FACTORS INFLUENCING VITAL STATISTICS.....	viii-xii
Sources of data.....	viii
Completeness of registration.....	viii-ix
Accuracy and completeness of reporting items on certificates..	ix-x
Changes in classification of causes of death.....	x
Socio-economic status.....	x
Population, race and age trends.....	xi
Military events.....	xii
DISCUSSION OF 1958 STATISTICS.....	xiii-xx
Population.....	xiii
Physicians.....	xiii
Marriages and divorces.....	xiii-xiv
Fetal deaths.....	xiv
Live births.....	xv
Births to unwed mothers.....	xvi
Immature births.....	xvi
Deaths from immaturity.....	xvi-xvii
Infant deaths.....	xvii
Neonatal deaths.....	xvii-xviii
Maternal deaths.....	xviii
Deaths all ages.....	xviii-xix
Deaths by age groups.....	xix-xx

FIGURES

Figure		Page
1.	Live birth rates adjusted for underregistration, Georgia 1940-1958.....	ix
2.	Live birth and death rates, by race, Georgia, 1925-1958.....	xi
3.	Immature birth rates, 1947-1958.....	xvi
4.	Infant and neonatal death rates by race, Georgia, 1925-1958..	xvii
5.	Maternal death ratio by race, Georgia, 1925-1958.....	xviii

TEXT TABLES

Table	Page
1. Estimates of birth registration completeness, by place of occurrence, Georgia, 1940-1958.....	viii
2. Deaths due to ill-defined and unknown causes, Georgia 1949-1958.....	x
3. Population by race and residence, Georgia, April 1, 1950- July 1, 1958.....	xiii
4. Marriages by residence of bride and groom, Georgia, 1958.....	xiv
5. Fetal deaths by race, place of occurrence, attendant and length of gestation, Georgia, 1958.....	xiv
6. Live birth rates, Georgia, 1940-1958.....	xv
7. Death rates per 100,000 population for Georgia and United States, and death rates adjusted for age and race, Georgia, 1950-1958.....	xix

GENERAL TABLES

I. Selected vital events, number and rate and per cent occurring in hospitals by race, urban and rural, Georgia, 1958.....	1
II. Deaths, all causes, number and rate per 1,000 population by race, age and sex, Georgia, 1958.....	1
III. Summary of selected vital statistics, Georgia, 1927-1958.....	2-3
IV. Live births by age of parents, Georgia, 1958.....	4
V. Live births to unwed mothers, number and rate per 1,000 live births, by age of mother, Georgia, 1958.....	4
VI-A. Important causes of death, number and rate per 100,000 population, in specified age groups, by race, Georgia, 1958.....	5-8
VI-B. Important causes of death, number and per cent, in specified age groups, Georgia, 1958 (Charts).....	9-11
VII. Deaths from heart diseases by type, by age, Georgia, 1958.....	12
VIII. Deaths from cancer, by site, race, and sex, Georgia, 1958.....	12

GENERAL TABLES (Cont'd)

Table	Page
IX. Maternal deaths, number and ratio (per 10,000 live births) by race, Georgia, 1958.....	13
X. Infant deaths, number and rate per 1,000 live births by race, sex and age, Georgia, 1958.....	13
XI. Infant deaths, number and rate per 1,000 live births by race, by cause, Georgia, 1958.....	14
XII. Accidental deaths, number and rate, by type of accident, by age, Georgia, 1958.....	15
XIII. Vital statistics, by county and race, Georgia, 1958.....	16-95
XIV-A. Vital statistics, by cities with population of 75,000 or more, Georgia, 1958.....	96-98
XIV-B. Vital statistics, by cities with population of 10,000-74,999, Georgia, 1958.....	99-111
XIV-C. Vital statistics, by cities with population of 2,500-9,999, Georgia, 1958.....	112-145
XV. Number of physicians in private practice and average number of persons per physician, by county, Georgia, January 1, 1959.....	146
XVI-A. Estimated population by race, sex and age, Georgia, July 1, 1958.....	147
XVI-B. Estimated population by race, by urban and rural civilian population by race, by county and incorporated places of 2,500 or more persons, Georgia, July 1, 1958.....	147-149
XVII. Total population by census years by age and race, Georgia, 1920-1950.....	149
XVIII. Marriages, divorces, and annulments, by county of application, by race, Georgia, 1958.....	150-151

SYMBOLS USED IN THIS REPORT

- Quantity is zero in frequency table
- Data not available
- ... Rate or per cent not applicable
- 0.0 Rate or per cent more than zero but less than 0.05
- 0 Quantity is zero in rate table

INTRODUCTION

This is the eleventh consecutive year this report has been prepared. The format has varied from year to year as efforts are made to present the material in the most useful and concise manner. In 1953, a format which should prove useful over a period of years was introduced and is followed very closely in this report.

Most data for a county or city are together in one table. Counties are in alphabetical sequence and cities are in alphabetical sequence within population size groups. Detailed state data are included for the current year as well as several historical series for 1926-1958.

Most tabulations are based on births, deaths, fetal deaths, marriages and divorces recorded in the Division of Vital Records and known births and deaths of Georgia residents which occurred outside of Georgia. Unless specifically stated otherwise, all data on births, deaths and fetal deaths are allocated to place of residence. Marriages are tabulated by place of issuance of licenses and divorces by place in which divorce is granted.

Population estimates and number of physicians by county are also included in this report.

Additional copies of most of the tables and more detailed tabulations of these and other health statistics are available. Address correspondence to:

Georgia Department of Public Health
Division of Biostatistics
12 Capitol Square
Atlanta 3, Georgia

SOME FACTORS INFLUENCING VITAL STATISTICS

Sources of data

The data contained in this report are obtained primarily from certificates of birth, death, fetal deaths, reports of divorces and annulments and the marriage registry. Population estimates are compiled in the Division of Biostatistics using births, deaths, and school enrollment figures as a measure of increase or decrease and the latest census count as a base. (Copies of these estimates with a description of method used are available upon request.)

Completeness of registration

In connection with the Census of Population Reports of 1940 and 1950, tests were made to determine the completeness of birth registration in each state. The 1950 test showed 94.6% of Georgia's births to be registered. The percentage of completeness varies from county to county and in some instances accounts for differences in rates which can result in misinterpretations of health statistics.

Estimates of completeness of birth registration for 1940-1958 are shown in Table 1. Estimates for 1941-1949 are interpolations of the results obtained in the birth registration tests of 1940 and 1950. Percentage completeness of registration by race and place of delivery in 1950 was applied to reported births to obtain estimates for 1951-1958. The estimated increase since 1950 is due entirely to the increase in the proportion of births delivered in hospitals.

TABLE 1 - ESTIMATES OF BIRTH REGISTRATION COMPLETENESS, BY PLACE OF OCCURRENCE, GEORGIA, 1940-1958

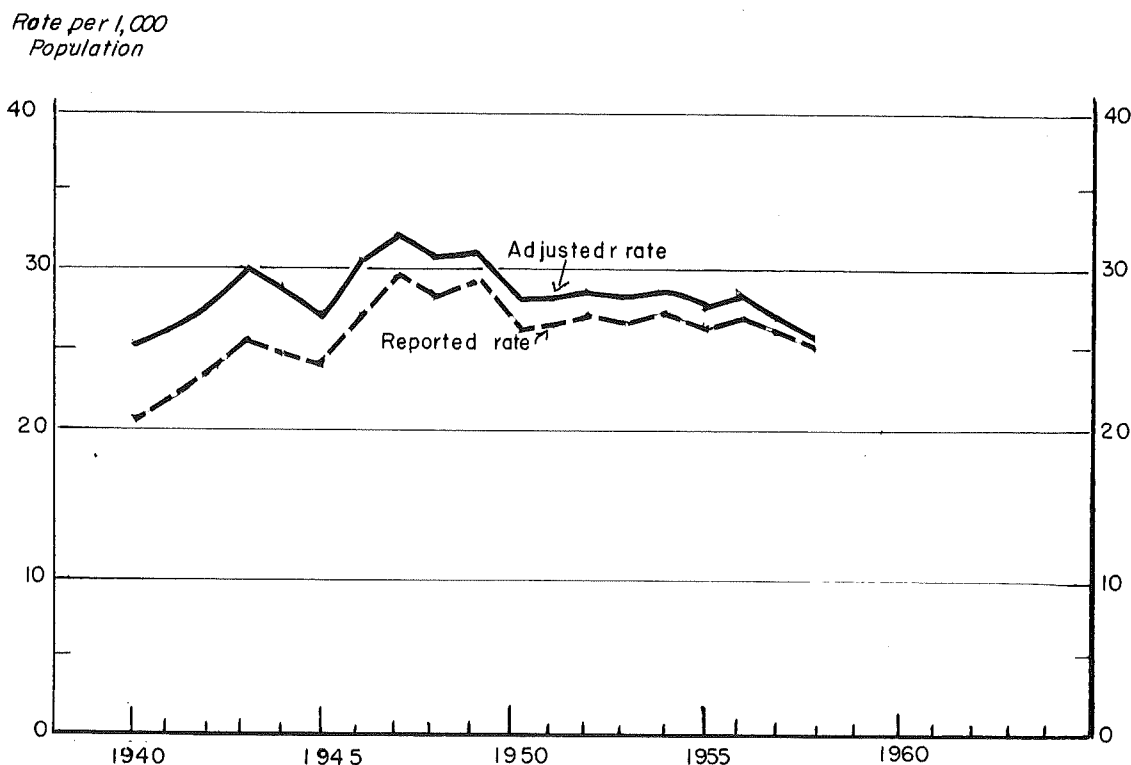
<u>Year</u>	<u>Per Cent Completeness</u>
1940	81.3*
1941	82.6
1942	84.0
1943	85.3
1944	86.6
1945	88.0
1946	89.3
1947	90.6
1948	91.9
1949	93.3
1950	94.6*
1951	95.1
1952	95.5
1953	95.7
1954	96.0
1955	96.2
1956	96.3
1957	96.4
1958	96.5

* Results of birth registration completeness tests

Figure 1 shows live birth rates before and after correction for under-registration.

Figure 1

LIVE BIRTH RATES ADJUSTED FOR UNDERREGISTRATION, GEORGIA, 1940-1958



Very little study has been made on completeness of registration of other vital events. However, the statistics on these events do show certain indications concerning the quality of reporting.

It is felt that death registration, in general, is more complete than birth registration since it is necessary to file a death certificate in order to receive a burial permit. Completeness of death registration is probably poorest for infants who die soon after birth.

Fetal deaths are probably grossly underreported in Georgia. An increasing amount of attention is being focused on the relationship of late fetal and early infant deaths, and adequate analysis requires good reporting.

County ordinaries are required to report marriages to the Division of Vital Records and completeness of reporting is believed to be good.

Accuracy and completeness of reporting items on certificates

The accuracy and completeness of the reporting of events determine to a great extent the quality of statistics regarding such events.

Unanswered items on certificates result in "unknown" quantities which can not be interpreted in the analysis of the data, and erroneously answered items create a bias in the data which will effect any conclusions made.

One of the most serious problems in birth and death registration is the allocation of data to urban or rural residence. When a residence is outside the corporate limits of a city and the city is shown as the address, the residence is classified as urban unless the person completing the certificate indicates that the residence is outside the city. This results in an over-allocation of events to urban areas with an under-allocation to rural areas. This should be considered in analyzing rural and urban differences.

Changes in classification of causes of death

A major change in classifying causes of death was made in 1950 with the adoption of the sixth revision of the International Statistical Classification of Diseases, Injuries and Causes of Death.

In order to compare specific death rates since 1949 with those in 1949 or prior years, it was necessary to determine comparability ratios for each disease to use in adjusting the rates for 1940-1949. The comparability ratio is the ratio of the number of deaths assigned to a cause under the "Sixth" revision to the number assigned to the same cause under the "Fifth" revision. Ratios for some of the leading causes are given in Vital Statistics, Georgia, 1953, Tables 4 and 12, pages xiii and xxv.

Changes in the manner of medical certification have also resulted in improved mortality statistics. One indication of improvement is the decline in the per cent of deaths attributed to ill-defined and unknown causes. In 1958, only 1.0% of the total deaths was in this category as compared with 2.3% in 1949. This does not necessarily imply that the quality of the information is better, but it does show that more certificates have classifiable data on cause of death.

TABLE 2 - DEATHS DUE TO ILL-DEFINED AND UNKNOWN CAUSES,
GEORGIA, 1949-1958

Year	Number	Per Cent of Total Deaths
1949	677	2.3
1950	615	2.0
1951	642	2.1
1952	581	1.9
1953	478	1.6
1954	433	1.4
1955	359	1.2
1956	315	1.0
1957	364	1.1
1958	323	1.0

Socio-economic status

The socio-economic status of a population affects vital statistics in various ways.

Georgia's population is younger and includes a larger proportion of nonwhites than the United States as a whole. The average number of years of school completed and per capita incomes in Georgia have been lower than United States figures for many years.

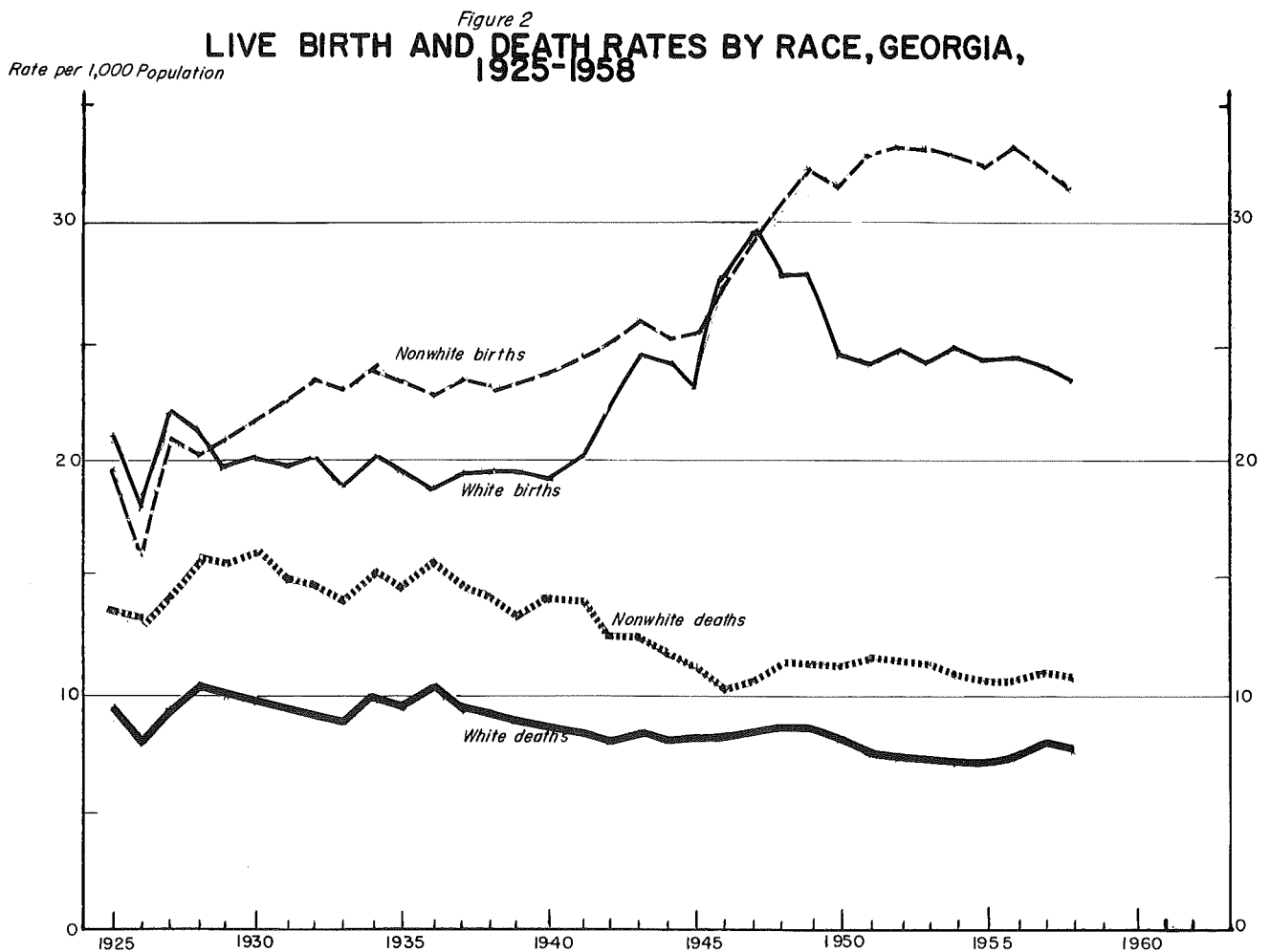
Population, race and age trends

Most of Georgia's recent growth can be attributed to gains among the white population. An indication of the high rate of increase for the white population is illustrated by U. S. Census Bureau reports which show the white proportion of the population increasing from 53.2% in 1900 to 69.1% in 1950.

A large amount of growth from 1900 to 1950 has taken place in urban areas. The urban population which represented only 15.6% of the population in 1900 had increased to 45.3% in 1950. Although this trend has prevailed among both white and nonwhite races, the rate of urbanization for whites has proceeded at a higher rate than for nonwhites.

Georgia's population is living to be older than ever before. In 1950, all age groups over 25 years of age were greater numerically and represented a higher per cent of the total population than in 1900. This general trend is true of each race-sex component of the population.

One of the factors in Georgia's population growth is natural increase (the excess of births over deaths). In 1958, Georgia had a natural increase of 66,531. Figure 2 shows live birth and death rates, by race, for Georgia, 1925-1958. The difference between the birth and death rates is the rate of natural increase.



Military events

In 1950, vital events occurring on military reservations were included in county figures. In all other years from 1940-1958, events occurring on military reservations are included in state totals but excluded from county totals. The counties affected most by this procedure are Chattahoochee, Liberty, Muscogee and Richmond.

DISCUSSION OF 1958 STATISTICS

Population

The estimated population for Georgia, July 1, 1958, shows an increase of 14.2% over the Census figures for Georgia, April 1, 1950. Approximately 84% of this increase occurred in the white population. (See Table 3)

"Urban" as used here results in an estimate which is less than would be obtained by using the United States Census Bureau's 1950 definition.

TABLE 3 - POPULATION BY RACE AND RESIDENCE, GEORGIA,
APRIL 1, 1950 - JULY 1, 1958

Year	Total	White	Nonwhite	Urban		Rural	
				White	Nonwhite	White	Nonwhite
Estimate July 1, 1958	3,934,000	2,791,000	1,143,000	1,248,000*	579,000*	1,543,000	564,000
U.S. Census April 1, 1950	3,444,578	2,380,577	1,064,001	1,067,911	491,536	1,312,666	572,465
% Change Since April 1, 1950	14.2	17.2	7.4	16.9	17.8	17.5	- 1.5

* Urban as used here includes the population of incorporated places which had 2,500 or more in 1958 plus military personnel stationed in the state.

SOURCE: U.S. Census figures from Census Bureau Reports

Physicians

As of December 31, 1958, there were 3,252 physicians located in Georgia. Of this number, 2,548 were engaged in private practice, 452 were institutional physicians, 61 were in public health and 191 were retired. There were 1,515 civilian persons for each physician in private practice. County totals for physicians in private practice are shown in Table XVI, page 94.

Marriages and divorces

The 47,219 marriages reported in Georgia in 1958 is a decrease of 4,016 from the 51,235 reported in 1957. The rate of 12.0 per 1,000 population also shows a decided decrease from the 13.3 in 1957.

Table 4 shows marriages occurring in Georgia in 1958, by place of residence of the bride and groom. Approximately 36% of the persons married in Georgia were residents of other states in comparison to 39% in 1957.

This reduction is probably due in part to the new marriage law put into effect in September, 1958, requiring that no marriage license be issued earlier than three days following the application for a license by parties less than 21 years of age.

TABLE 4 - MARRIAGES BY RESIDENCE OF BRIDE AND GROOM, GEORGIA, 1958

Resident of Georgia	Number
Total marriages	47,219
Bride and Groom	27,985
Bride	2,545
Groom	1,422
Neither	14,868
Not stated	399

There were 7,975 divorces including 53 annulments, reported in Georgia in 1958, which is a decrease of 823 from the 8,798 reported in 1957. The divorce rate in 1957 was 2.3 per 1,000 population, as compared to 2.0 in 1958.

Fetal deaths

A fetal death is defined as a delivery of any length gestation that shows no sign of life after complete birth. Prior to 1954, only fetal deaths of "20 or more" weeks gestation were recorded, and they were classified as stillbirths.

In 1954, a new procedure was initiated whereby all fetal deaths, regardless of length of gestation, were recorded and so classified. They were grouped according to length of gestation, so that the total of the two fetal death groupings, "20-27 weeks" and "28 weeks and over", corresponds to what was classified as stillbirths prior to 1954.

Table 5 shows Georgia fetal deaths for 1958 by race, place of occurrence, attendant and length of gestation. Fetal deaths in 1958, with 3,333 and a ratio of 33.4 per 1,000 live births, show the lowest number and ratio since the new procedure of classification was instituted in 1954.

Two thousand eight hundred and twenty-six (84.8%) of the fetal deaths in 1958 occurred in hospitals as compared with 3,075 (84.5%) in 1957.

TABLE 5 - FETAL DEATHS BY RACE, PLACE OF OCCURRENCE, ATTENDANT AND LENGTH OF GESTATION, GEORGIA, 1958

Race and Length of Gestation	Total	Hospital				Non-hospital			
		Total	Physician	Midwife	Other	Total	Physician	Midwife	Other
Total	3,333	2,826	2,813	3	10	507	232	223	52
Under 20 weeks	1,298	1,188	1,185	1	2	110	74	26	10
20-27 weeks	538	425	423	-	2	113	58	43	12
28 weeks & over	1,356	1,102	1,095	2	5	254	84	144	26
Unknown	141	111	110	-	1	30	16	10	4
White	1,921	1,858	1,853	-	5	63	54	4	5
Under 20 weeks	953	922	920	-	2	31	30	-	1
20-27 weeks	264	253	251	-	2	11	8	2	1
28 weeks & over	634	615	614	-	1	19	14	2	3
Unknown	70	68	68	-	-	2	2	-	-
Nonwhite	1,412	968	960	3	5	444	178	219	47
Under 20 weeks	345	266	265	1	-	79	44	26	9
20-27 weeks	274	172	172	-	-	102	50	41	11
28 weeks & over	722	487	481	2	4	235	70	142	23
Unknown	71	43	42	-	1	28	14	10	4

Live births

A live born child is one who shows any evidence of life (breathing, heart beat, or movement of voluntary muscles) after complete birth.

For the first year since 1953, the number of live births in 1958, 99,780, dropped below the 100,000 mark and the rate decreased from 26.4 per 1,000 population in 1957 to 25.4 in 1958. Table 6 shows live birth rates, 1940-1958, adjusted for incomplete registration, and Figure 1, page xi, graphically illustrates the information in this table.

TABLE 6 - LIVE BIRTH RATES, GEORGIA, 1940 - 1958

Year	Rate per 1,000 Population	
	Crude	Adjusted for Incomplete Registration
1940	20.7	25.5
1941	21.6	26.2
1942	23.1	27.5
1943	25.1	29.4
1944	24.7	28.5
1945	24.0	27.3
1946	27.4	30.7
1947	29.2	32.2
1948	28.6	31.1
1949	29.0	31.1
1950	26.7	28.2
1951	26.7	28.1
1952	27.3	28.6
1953	27.0	28.2
1954	27.3	28.4
1955	26.8	27.9
1956	27.1	28.1
1957	26.4	27.3
1958	25.4	26.2

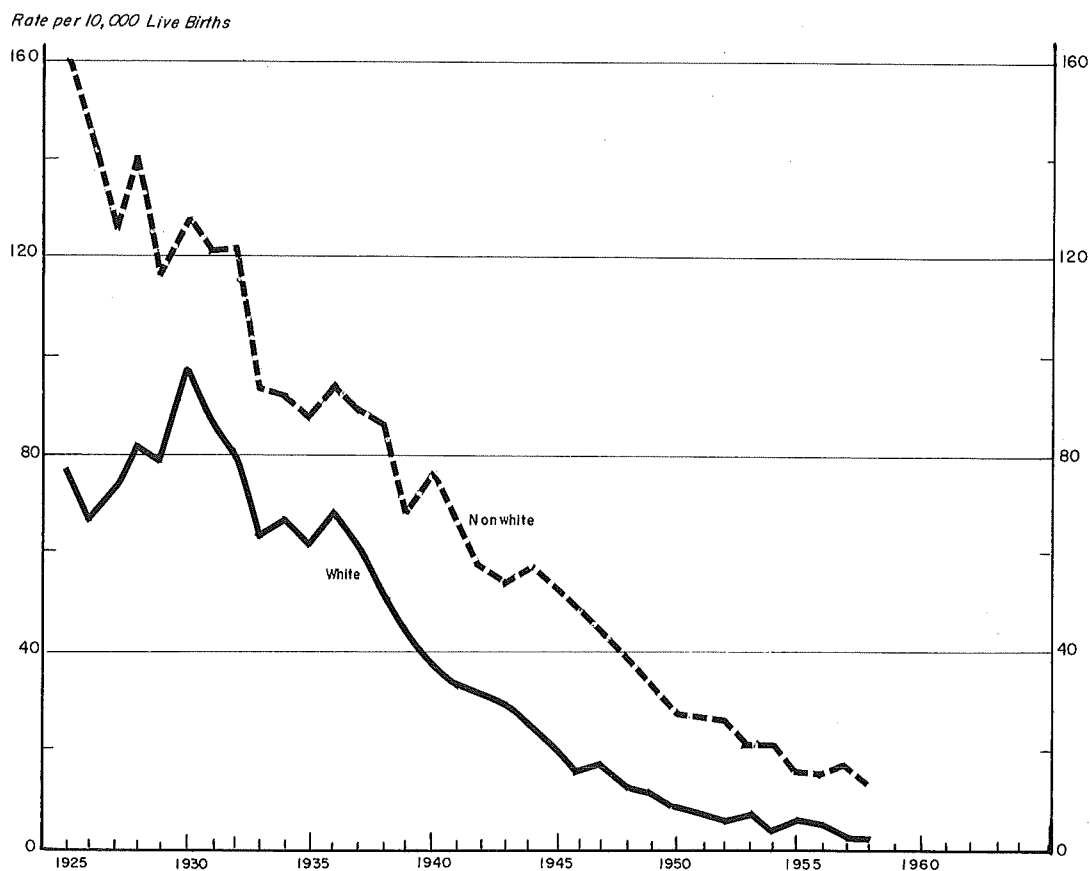
Since 1928, nonwhite birth rates have been consistently higher than white birth rates. From 1928 to 1950, rates for the nonwhite race showed a gradual increase while white rates remained fairly constant from 1928 to 1942 and increased rapidly from 1942 to 1950. The rates for both races leveled off in 1950 and remained fairly constant through 1957 but show a decided decrease in 1958.

The white and nonwhite birth rates for 1958 are 23.0 and 31.2, respectively. Birth rates for both races are higher in urban than rural areas (see Table I, page 1).

In 1958, approximately 86% of all live births, 98.6% of the white and 64.5% of the nonwhite, occurred in hospitals. This is an increase of 0.8% over the proportion which were hospital births in 1957, with most of the increase occurring in the nonwhite births (increase of 0.6% in white, 4.3% in nonwhite).

Approximately 48% of all neonatal deaths occurred to infants under one day of age. This proportion is slightly lower than that for last year, but the rate of 9.9 per 1,000 live births is essentially the same. However, total neonatal deaths have shown a marked decline since 1935. Figure 4 illustrates the decline in the infant and neonatal death rates.

Figure 5
MATERNAL DEATH RATIO BY RACE, GEORGIA, 1925-1958



Maternal deaths

A maternal death is a death from complication of pregnancy, childbirth or the puerperium. There were 64 maternal deaths reported for Georgia in 1958. The rate has dropped steadily since 1940, reaching a new low of 6.4 per 10,000 live births in 1958. Figure 5 shows maternal death rates for Georgia since 1924.

Deaths all ages

From 1948 through 1956 the crude death rate showed a steady decrease but in 1957 this rate increased from 8.3 per 1,000 population in 1956 to 8.6. In 1958 the rate was 8.5 which is slightly lower than the previous year but still higher than the 8.3 in 1956.

Deaths from heart disease, the leading cause, increased slightly in number, (10,526 in 1957 and 10,546 in 1958) but the rate decreased from 272.3 per 100,000 population in 1957 to 268.1 in 1958.

The ten leading causes of death remained the same in 1958 as in 1957. The order of rank was changed slightly in that nephritis and nephrosis dropped to ninth and deaths from immaturity moved up into eighth place.

Table 7 shows death rates for Georgia adjusted for age and race. The direct method is used with the 1950 United States population as the standard.^{1/}

TABLE 7 - DEATH RATES PER 100,000 POPULATION FOR GEORGIA AND UNITED STATES - AND DEATH RATES ADJUSTED FOR AGE AND RACE, GEORGIA, 1950-1958

Year	Death Rates						Georgia Rates Adjusted for:		
	United States			Georgia			Age & Race	Age Only	
	Total	White	Nonwhite	Total	White	Nonwhite	Total	White	Nonwhite
1950	963.8	945.7	1119.4	880.6	767.8	1119.1	934.9	910.5	1144.4
1951	966.3	949.3	1110.9	865.0	738.0	1149.2	902.6	872.2	1162.7
1952	961.0	944.4	1101.5	862.1	740.7	1140.0	887.4	857.5	1144.0
1953	958.5	944.5	1076.8	853.3	735.3	1127.5	884.5	855.8	1130.3
1954	918.9	908.3	1007.4	832.1	732.0	1067.8	872.4	849.5	1068.0
1955	930.4	922.2	990.3	825.4	731.5	1044.8	871.4	851.5	1042.4
1956	935.4	928.1	1009.9	832.6	741.9	1049.3	870.4	844.1	1094.9
1957	959.0*	950.0*	1040.0*	864.5	765.8	1102.6	902.8	874.0	1149.7
1958	950.6*	940.8*	1029.1*	845.2	754.0	1067.8	900.5	877.5	1097.1

* Estimated by NOVS

Age adjusted death rates for the white race in Georgia are considerably higher than unadjusted rates. On the other hand, nonwhite death rates show little change when adjusted for age. The variations between age adjusted and unadjusted rates are a reflection of differences in the age structure of the population of Georgia as compared with the United States.

Georgia's age-race adjusted rate is somewhat lower than the United States total rate in 1950 and has decreased at a faster rate than the unadjusted total rate for the United States.

Georgia's adjusted rates are not necessarily comparable with any United States rates except those for 1950, because of changes in the composition of the population of the United States since 1950. To be comparable year by year, United States rates would also have to be adjusted to the basis of the 1950 population.

Deaths by age groups

Heart diseases (International List code numbers 410-443) are the leading cause of death in the age groups of 25-44 years, 45-64 years, and 65 years and over.

In the 1-4 and the 5-14 years age groups the leading cause of death is accidents, excluding motor-vehicle accidents. Deaths from these accidents comprise 22% of the deaths in the 1-4 years group and 25% of the 5-14 years group and fall in the ten leading causes in all the age groups.

Motor-vehicle accidents lead the list of causes for the 15-24 years age group and are second in the 5-14 group and third in the 25-44 years age group.

Deaths from all accidents combined are the leading cause of death for all age groups from one through twenty-four years of age, having dropped out of the 25-44 years age group in 1958.

^{1/} This method is discussed in Vital Statistics Rates in the United States 1900-1940, pp. 66-69

Violence (all accidents, homicides and suicides) causes approximately 64% of all the deaths of people 15-24 years of age, and 29% of those 25-44 years old. The high percentage of deaths from violence in the 15-24 years age group can be partially attributed to the fact that so few in this age group die from diseases. The age specific rate of deaths from violence is lower in this group than in the 25-44 years age group. (See Tables VI and VI-a)

GENERAL TABLES

TABLE I - SELECTED VITAL EVENTS, NUMBER AND RATE AND PER CENT OCCURRING IN HOSPITALS BY RACE, URBAN AND RURAL, GEORGIA, 1958

Event	State			Urban*			Rural		
	Total Both Races	White	Non-white	Total Both Races	White	Non-white	Total Both Races	White	Non-white
LIVE BIRTHS									
Number	99,780	64,097	35,683	47,754	29,401	18,353	52,026	34,696	17,330
Rate per 1,000 population	25.4	23.0	31.2	26.1	23.6	31.7	24.7	22.5	30.7
% occurring in hospital	86.4	98.6	64.5	92.4	99.5	81.2	80.8	97.8	46.9
DEATHS									
Number	33,249	21,044	12,205	17,281	10,258	7,023	15,968	10,786	5,182
Rate per 1,000 population	8.5	7.5	10.7	9.5	8.3	12.1	7.6	7.0	9.2
% occurring in hospital	48.6	55.2	37.2	53.5	60.5	43.3	43.3	50.1	29.0
FETAL DEATHS									
Number	3,333	1,921	1,412	1,677	936	741	1,656	985	671
Ratio per 1,000 live births	33.4	30.0	39.6	35.1	31.8	40.4	31.8	28.4	38.7
% occurring in hospital	84.8	96.7	68.6	90.2	97.2	81.2	79.3	96.2	54.5
MATERNAL DEATHS									
Number	64	16	48	26	9	17	38	7	31
Ratio per 10,000 live births	6.4	2.5	13.5	5.4	3.1	9.3	7.3	2.0	17.9
% occurring in hospital	70.3	87.5	64.6	76.9	88.9	70.6	65.8	85.7	61.3
INFANT DEATHS (Under 1 year)									
Number	3,103	1,510	1,593	1,482	700	782	1,621	810	811
Rate per 1,000 live births	31.1	23.6	44.6	31.0	23.8	42.6	31.2	23.3	46.8
% occurring in hospital	66.3	85.2	48.3	75.0	89.4	62.1	58.3	81.6	35.0
NEONATAL DEATHS									
Number	2,046	1,150	896	1,055	576	479	991	574	417
Rate per 1,000 live births	20.5	17.9	25.1	22.1	19.6	26.1	19.0	16.5	24.1
% occurring in hospital	82.5	96.3	64.6	89.1	97.2	79.3	75.4	95.5	47.7
IMMATURE BIRTHS									
Number	8,778	4,353	4,425	4,630	2,094	2,536	4,148	2,259	1,889
Rate per 1,000 live births	88.0	67.9	124.0	97.0	71.2	138.2	79.7	65.1	109.0
% occurring in hospital	85.9	98.3	73.6	91.6	99.1	85.4	79.5	97.6	57.8
DEATHS FROM IMMATUREITY									
Number	558	259	299	292	125	167	266	134	132
Rate per 1,000 live births	5.6	4.0	8.4	6.1	4.3	9.1	5.1	3.9	7.6
% occurring in hospital	78.7	98.1	61.9	87.3	99.2	78.4	69.2	97.0	40.9
LIVE BIRTHS TO UNWED MOTHERS									
Number	10,247	1,114	9,133	5,588	570	5,018	4,659	544	4,115
Rate per 1,000 live births	102.7	17.4	255.9	117.0	19.4	273.4	89.6	15.7	237.4
% occurring in hospital	61.9	95.3	57.8	76.1	98.1	73.6	44.9	92.5	38.6
FETAL DEATHS TO UNWED MOTHERS									
Number	455	77	378	264	42	222	191	35	156
Ratio per 1,000 live births	4.6	1.2	10.6	5.5	1.4	12.1	3.7	1.0	9.0
% occurring in hospital	67.9	88.3	63.8	79.2	88.1	77.5	52.4	88.6	44.2
MARRIAGES** (Place of application)									
Number	47,219	37,863	9,304	---	---	---	---	---	---
Rate per 1,000 population	12.0	13.6	8.1	---	---	---	---	---	---
DIVORCES AND ANNULMENTS (Place of occurrence)									
Number	7,975	---	---	---	---	---	---	---	---
Rate per 1,000 population	2.0	---	---	---	---	---	---	---	---

* Includes events occurring in military installations
 ** Total contains 52 of unknown race
 --- Not available

TABLE II - DEATHS, ALL CAUSES, NUMBER AND RATE PER 1,000 POPULATION BY RACE, AGE, AND SEX, GEORGIA, 1958

Age Group	Number						Rate per 1,000 Population			
	Total	White		Nonwhite		Total	White		Nonwhite	
		Male	Female	Male	Female		Male	Female	Male	Female
All ages	33,249	12,239	8,805	6,401	5,804	8.5	8.9	6.3	11.7	9.7
Under 1 year	3,103	850	660	874	719	31.2	24.9	20.4	53.3	43.6
1 - 4 years	500	139	119	132	110	1.3	1.1	1.0	2.0	1.7
5 - 14 years	449	159	94	118	78	0.6	0.6	0.3	0.9	0.6
15 - 24 years	710	289	106	206	109	1.1	1.4	0.5	2.1	1.1
25 - 34 years	1,109	367	194	285	263	2.0	1.8	0.9	4.1	3.2
35 - 44 years	2,134	742	341	554	497	4.1	3.9	1.7	9.5	7.0
45 - 54 years	3,943	1,468	633	971	871	9.8	10.0	4.1	21.0	15.6
55 - 64 years	5,768	2,210	984	1,302	1,272	20.9	22.2	8.9	43.8	35.5
65 - 74 years	7,248	2,938	1,953	1,232	1,125	42.1	50.2	26.8	69.2	48.7
75 - 84 years	5,986	2,329	2,608	516	533	78.9	102.6	79.8	55.5	47.6
85 years & over*	2,299	748	1,113	211	227	179.6	277.0	242.0	84.4	75.7

* Includes 13 with age unknown

TABLE III - SUMMARY OF SELECTED VITAL STATISTICS, GEORGIA, 1927 - 1958

Year	Livebirths						Deaths						Maternal Deaths *					
	Number			Rate			Number			Rate			Number			Ratio		
	Total	White	Non-white	Total	White	Non-white	Total	White	Non-white	Total	White	Non-white	Total	White	Non-white	Total	White	Non-white
1927	62,246	39,281	22,965	21.4	21.9	20.7	31,869	16,230	15,639	11.0	9.0	14.1	578	291	287	92.9	74.1	125.0
1928	60,259	38,135	22,124	20.7	21.0	20.2	36,035	18,642	17,443	12.4	10.3	15.9	622	312	310	103.2	81.8	140.1
1929	58,521	35,751	22,770	20.1	19.6	21.1	35,340	18,245	17,095	12.2	10.0	15.8	549	284	265	93.8	79.4	116.4
1930	60,318	37,064	23,254	20.7	20.1	21.7	35,188	18,036	17,152	12.1	9.8	16.0	658	361	297	109.1	97.4	127.7
1931	61,774	37,531	24,243	21.0	19.9	22.5	32,989	17,012	15,977	11.2	9.2	14.8	616	322	294	99.7	85.8	121.3
1932	63,690	38,209	25,481	21.5	20.4	23.5	32,122	16,813	15,309	10.8	9.0	14.1	620	310	310	97.3	81.1	121.7
1933	60,744	35,692	25,052	20.4	18.8	23.0	31,184	16,847	14,337	10.4	8.9	13.2	463	227	236	76.2	63.6	94.2
1934	64,615	38,333	26,282	21.5	20.1	24.0	35,590	19,157	16,433	11.8	10.0	15.0	505	262	243	78.2	68.3	92.5
1935	63,290	37,345	25,945	20.9	19.4	23.6	34,313	18,677	15,636	11.3	9.7	14.2	458	230	228	72.4	61.6	87.9
1936	61,617	36,320	25,297	20.2	18.7	22.9	37,293	20,156	17,137	12.2	10.4	15.5	491	251	240	79.7	69.1	94.9
1937	64,012	38,181	25,831	20.8	19.4	23.2	34,411	18,493	15,918	10.8	9.4	14.3	471	240	231	73.6	62.9	89.4
1938	64,307	38,613	25,694	20.7	19.5	23.0	33,617	18,109	15,508	10.8	9.1	13.9	421	198	223	65.5	51.3	86.8
1939	64,910	38,923	25,987	20.8	19.5	23.1	34,856	17,486	14,370	10.2	8.7	12.8	356	175	181	54.8	45.0	69.6
1940	64,695	38,911	25,784	20.7	19.1	23.8	32,296	17,324	14,972	10.3	8.5	13.8	342	146	196	52.9	37.5	76.0
1941	67,785	41,277	26,508	21.6	20.1	24.4	34,579	16,717	14,862	10.0	8.1	13.7	315	133	182	46.5	32.2	68.7
1942	72,189	45,192	26,997	23.1	22.2	24.9	28,807	15,820	12,987	9.2	7.8	12.0	299	146	153	41.4	32.3	56.7
1943	78,327	50,149	28,178	25.1	24.6	26.0	29,488	16,414	13,074	9.4	8.0	12.0	303	150	153	38.7	29.9	54.3
1944	77,018	49,464	27,554	24.7	24.3	25.4	28,803	16,118	12,685	9.2	7.9	11.7	276	122	154	35.8	24.7	55.9
1945	74,994	47,422	27,572	24.0	23.3	25.4	28,456	16,310	12,146	9.1	8.0	11.2	250	102	148	33.3	21.5	53.7
1946	85,699	56,354	29,345	27.4	27.6	27.0	27,405	16,160	11,245	8.8	7.9	10.4	229	85	144	26.7	15.1	49.1
1947	94,311	62,394	31,917	29.2	29.2	29.2	28,780	17,022	11,758	8.9	8.0	10.8	247	107	140	26.2	17.1	43.9
1948	91,604	58,613	33,003	28.6	27.7	30.5	29,309	17,083	12,226	9.2	8.1	11.3	208	78	130	22.7	13.3	39.4
1949	93,557	58,659	34,898	29.0	27.4	32.2	29,537	17,351	12,186	9.2	8.1	11.3	185	71	114	19.8	12.1	32.7
1950	92,099	57,003	35,096	26.7	24.3	31.6	30,416	18,005	12,411	8.8	7.7	11.2	150	55	95	16.3	9.6	27.1
1951	95,161	59,285	35,876	26.7	24.1	32.6	30,802	18,161	12,641	8.6	7.4	11.5	143	46	97	15.0	7.8	27.0
1952	97,130	61,439	35,691	27.3	24.9	33.0	30,622	18,310	12,312	8.6	7.4	11.4	128	36	92	13.2	5.9	25.8
1953	97,421	61,671	35,750	27.0	24.5	32.9	30,754	18,521	12,233	8.5	7.4	11.3	116	39	77	11.9	6.3	21.5
1954	100,191	64,392	35,799	27.3	25.0	32.7	30,555	18,863	11,692	8.3	7.3	10.7	106	31	75	10.9	4.8	21.0
1955	100,295	64,238	36,057	26.8	24.6	32.2	30,838	19,136	11,702	8.3	7.3	10.4	99	38	61	9.9	5.9	16.9
1956	102,643	65,642	37,001	27.1	24.6	33.0	31,582	19,830	11,752	8.3	7.4	10.5	95	36	59	9.3	5.5	15.9
1957	101,882	65,412	36,470	26.4	23.9	32.2	33,421	20,929	14,492	8.6	7.7	11.0	82	23	59	8.0	3.5	16.2
1958	99,780	64,097	35,683	25.4	23.0	31.2	33,249	21,044	12,205	8.5	7.5	10.7	64	16	48	6.4	2.5	13.5

Year	Infant Deaths						Fetal Deaths						Immature Births					
	Number			Rate			Number			Ratio			Number			Rate		
	Total	White	Non-white	Total	White	Non-white	Total	White	Non-white	Total	White	Non-white	Total	White	Non-white	Total	White	Non-white
1927	4,578	2,334	2,244	73.5	59.4	97.7	3,836	1,604	2,232	61.6	40.8	97.2						
1928	4,875	2,574	2,301	80.9	67.5	104.0	3,478	1,335	2,143	57.7	35.0	96.9						
1929	4,464	2,343	2,121	76.3	65.5	93.1	3,541	1,374	2,167	60.5	38.4	95.2						
1930	4,713	2,468	2,245	78.1	66.6	96.5	3,796	1,454	2,342	62.9	39.2	100.7						
1931	4,234	2,137	2,097	68.5	56.9	86.5	3,678	1,424	2,254	59.5	37.9	93.0						
1932	4,097	2,122	1,975	64.3	55.5	77.5	3,847	1,492	2,355	60.4	39.0	92.4						
1933	4,079	2,119	1,960	67.2	59.4	78.2	3,700	1,382	2,318	60.9	38.7	92.5						
1934	5,086	2,628	2,458	78.7	68.6	93.5	4,120	1,673	2,447	63.8	43.6	93.1						
1935	4,316	2,227	2,089	68.2	59.6	80.5	3,987	1,532	2,455	63.0	41.0	94.6						
1936	4,319	2,114	2,205	70.1	58.2	87.2	3,666	1,457	2,209	59.5	40.1	87.3						
1937	3,968	2,014	1,954	62.0	52.7	75.6	3,677	1,499	2,178	57.4	39.3	84.3						
1938	4,352	2,267	2,085	67.7	58.7	81.1	3,390	1,386	2,004	52.7	35.9	78.0						
1939	3,817	1,960	1,857	58.8	50.4	71.5	3,228	1,337	1,891	49.7	34.3	72.8						
1940	3,737	1,851	1,886	57.8	47.6	73.1	3,078	1,326	1,752	47.6	34.1	67.9						
1941	3,955	1,988	1,967	58.3	48.2	74.2	2,903	1,276	1,627	42.8	30.9	61.4						
1942	3,559	1,756	1,803	49.3	38.9	66.8	2,786	1,268	1,518	38.6	28.1	56.2						
1943	3,661	1,911	1,750	46.7	38.1	62.1	2,664	1,238	1,426	34.0	24.7	50.6						
1944	3,398	1,761	1,637	44.1	35.6	59.4	2,523	1,137	1,386	32.8	23.0	50.3						
1945	3,181	1,728	1,453	42.4	36.4	52.7	2,208	1,036	1,172	29.4	21.8	42.5						
1946	3,068	1,694	1,374	35.8	30.0	46.8	2,421	1,161	1,260	28.3	20.6	42.9						
1947	3,239	1,771	1,468	34.3	28.4	46.0	2,457	1,174	1,283	26.1	18.8	40.2	5,738	3,614	2,124	60.8	57.9	66.5
1948	3,150	1,661	1,489	34.4	28.3	45.1	2,408	1,109	1,299	26.3	18.9	39.4	6,508	3,870	2,638	71.0	66.0	79.9
1949	3,093	1,668	1,425	33.1	28.4	40.8	2,178	972	1,206	23.3	16.6	34.6	6,557	3,738	2,819	70.1	63.7	80.8
1950	3,081	1,518	1,563	33.5	26.6	44.5	2,026	885	1,141	22.0	15.5	32.5	6,645	3,697	2,948	72.2	64.9	84.0
1951	3,256	1,548	1,708	34.2	26.1	47.6	2,097	974	1,123	22.0	16.4	31.3	7,355	4,079	3,276	77.3	68.8	91.3
1952	3,158	1,567	1,591	32.5	25.5	44.6	1,992	853	1,139	20.5	13.9	31.9	7,683	4,202	3,481	79.1	68.4	97.5
1953	3,051	1,469	1,582	31.3	23.8	44.3	1,967	867	1,100	20.2	14.1	30.8	7,673	4,224	3,449	78.8	68.5	96.5
1954**	3,155	1,562	1,593	31.5	24.3	44.5	3,950	2,239	1,711	39.4	34.8	47.8	8,382	4,641	3,741	83.7	72.1	104.5
1955	2,985	1,456	1,529	29.8	22.7	42.4	4,161	2,245	1,916	41.5	34.9	53.1	8,572	4,499	4,073	85.5	70.0	113.0
1956	3,087	1,478	1,609	30.1	22.5	43.5	3,734	2,065	1,669	36.4	31.5	45.1	8,662	4,412	4,250	84.4	67.2	114.9
1957	3,099	1,482	1,617	30.4	22.7	44.3	3,638	2,080	1,558	35.7	31.8	42.7	8,752	4,441	4,311	85.9	67.9	118.2
1958	3,103	1,510	1,593	31.1	23.6	44.6	3,333	1,921	1,412	33.4	30.0	39.6	8,778	4,353	4,425	88.0	67.9	124.0

See notes at bottom of page 3.

TABLE III - SUMMARY OF SELECTED VITAL STATISTICS, GEORGIA, 1927 - 1958
(CONT'D)

Year	Deaths From Immaturity *						Live Births to Unwed Mothers						Neonatal Deaths					
	Number			Rate			Number			Rate			Number			Rate		
	Total	White	Non-white	Total	White	Non-white	Total	White	Non-white	Total	White	Non-white	Total	White	Non-white	Total	White	Non-white
1927	1,194	738	456	19.2	18.8	19.9	4,089	637	3,452	65.7	16.2	150.3	2,439	1,351	1,088	39.2	34.4	47.4
1928	1,159	717	442	19.2	18.8	20.0	3,868	482	3,386	64.2	12.6	153.0	2,694	1,509	1,185	44.7	39.6	53.6
1929	1,107	675	432	18.9	18.9	19.0	4,061	515	3,546	69.4	14.4	155.7	2,475	1,350	1,125	42.3	37.8	49.4
1930	1,218	757	461	20.2	20.4	19.8	4,141	512	3,629	68.7	13.8	156.1	2,620	1,470	1,150	43.4	39.7	49.5
1931	1,153	700	453	18.7	18.7	18.7	4,429	547	3,882	71.7	14.6	160.0	2,537	1,385	1,152	41.1	36.9	47.5
1932	1,090	671	419	17.1	17.6	16.4	5,125	600	4,525	80.5	15.7	177.6	2,464	1,327	1,137	38.7	34.7	44.6
1933	1,046	623	423	17.2	17.5	16.9	5,101	582	4,519	84.0	16.3	180.4	2,384	1,266	1,118	39.2	35.5	44.6
1934	1,183	689	494	18.3	18.0	18.8	5,089	651	4,438	78.8	17.0	168.9	2,790	1,486	1,304	43.2	38.8	49.6
1935	1,111	692	419	17.6	18.5	16.1	5,031	643	4,388	79.5	17.2	169.1	2,489	1,346	1,143	39.3	36.0	44.1
1936	1,145	680	465	18.6	18.7	18.4	4,878	598	4,280	79.2	16.5	169.2	2,492	1,288	1,204	40.4	35.5	47.6
1937	1,080	674	406	16.9	17.7	15.7	4,739	526	4,213	74.0	13.8	163.1	2,345	1,251	1,094	36.6	32.8	42.4
1938	1,061	647	414	16.5	16.8	16.1	4,724	580	4,144	73.5	15.0	161.3	2,369	1,301	1,068	36.8	33.7	41.6
1939	1,077	659	418	16.6	16.9	16.1	4,960	596	4,364	76.4	15.3	167.9	2,300	1,234	1,066	35.4	31.7	41.0
1940	1,017	635	382	15.7	16.3	14.8	5,046	565	4,481	78.0	14.5	173.8	2,267	1,187	1,080	35.0	30.5	41.9
1941	1,103	676	427	16.3	16.4	16.1	5,134	607	4,527	75.7	14.7	170.8	2,298	1,228	1,070	33.9	29.8	40.4
1942	1,094	659	435	15.2	14.6	16.1	5,038	578	4,460	69.8	12.8	165.2	2,149	1,170	979	28.8	25.9	36.3
1943	1,124	691	433	14.4	13.8	15.4	4,911	537	4,374	62.7	10.7	155.2	2,216	1,257	959	28.3	25.1	34.0
1944	1,056	641	415	13.7	13.0	15.1	4,885	592	4,293	63.4	12.0	155.8	2,024	1,111	913	26.3	22.5	33.1
1945	960	609	351	12.8	12.8	12.7	5,385	721	4,664	71.8	15.2	169.2	1,913	1,104	809	25.5	23.3	29.3
1946	1,035	676	359	12.1	12.0	12.2	5,289	681	4,608	61.7	12.1	157.0	2,143	1,262	881	25.0	22.4	30.0
1947	1,060	681	379	11.2	10.9	11.9	6,056	744	5,312	64.2	11.9	166.4	2,220	1,301	919	23.5	20.9	28.8
1948	1,052	636	416	11.5	10.9	12.6	6,240	730	5,510	68.1	12.5	166.0	2,099	1,186	913	22.9	20.2	27.7
1949	1,032	616	416	11.0	10.5	11.9	6,847	712	6,135	73.2	12.1	175.8	2,048	1,185	863	21.9	20.2	24.7
1950	719	343	376	7.8	6.0	10.7	7,633	779	6,854	82.9	13.7	195.3	2,028	1,090	938	22.0	19.1	26.7
1951	707	340	367	7.4	5.7	10.2	8,326	836	7,490	87.5	14.1	208.8	2,058	1,105	953	21.6	18.6	26.6
1952	645	323	322	6.6	5.3	9.0	8,080	789	7,291	83.2	12.8	204.3	1,984	1,135	849	20.4	18.5	23.8
1953	609	254	355	6.3	4.1	9.9	8,407	794	7,613	86.3	12.9	213.0	2,005	1,083	922	20.6	17.6	25.8
1954	618	301	317	6.2	4.7	8.9	8,967	960	8,007	89.5	14.9	223.7	2,106	1,186	920	21.0	18.4	25.7
1955	634	303	331	6.3	4.7	9.2	9,415	962	8,453	93.9	15.0	234.4	1,992	1,091	901	19.9	17.0	25.0
1956	573	300	273	5.6	4.6	7.4	9,916	988	8,928	96.6	15.1	241.3	2,098	1,141	957	20.4	17.4	25.9
1957	579	291	288	5.7	4.4	7.9	10,061	1,042	9,019	98.8	15.9	247.3	2,062	1,148	914	20.2	17.6	25.1
1958	558	259	299	5.6	4.0	8.4	10,247	1,114	9,133	102.7	17.4	255.9	2,046	1,150	896	20.5	17.9	25.1

NOTE: Prior to 1938 all events are by place of occurrence; beginning with 1938 events are by place of residence.

* Part of decrease from 1949 to 1950 is directly attributable to changes in classification of causes of death under the Sixth Revision of the International List of Diseases and Causes of Death.

** Prior to 1954 fetal deaths include only those of twenty or more weeks gestation.

Live birth and death rates are per 1,000 population, maternal death ratios are per 10,000 live births; all other rates and/or ratios are per 1,000 live births.

Not Available - Immature births are not available prior to 1947.

TABLE IV - LIVE BIRTHS BY AGE OF PARENTS, GEORGIA, 1958

Age of Mother	Total	Age of Father													Unknown Age
		15 & Under	16-17	18-19	20-24	25-29	30-34	35-39	40-44	45-49	50-54	55-59	60-64	65 & Over	
Total	99,780	4	246	2,810	24,211	25,779	17,367	10,862	5,166	2,246	756	242	108	88	9,895
15 & Under	1,313	3	52	213	304	44	8	2	1	1	-	1	-	1	683
16 - 17	5,763	1	140	1,117	2,446	411	74	23	12	3	3	-	-	-	1,533
18 - 19	11,544	-	41	1,176	6,529	1,650	286	56	21	8	5	1	1	2	1,768
20 - 24	33,502	-	11	295	13,822	12,904	2,753	703	210	70	45	7	6	5	2,671
25 - 29	23,282	-	-	6	977	9,574	7,847	2,373	643	262	74	22	19	16	1,469
30 - 34	14,465	-	-	-	92	1,030	5,721	4,611	1,401	464	166	59	22	19	880
35 - 39	7,579	-	-	1	16	143	631	2,918	2,169	826	244	95	33	24	479
40 - 44	1,871	-	1	-	3	12	42	165	690	548	192	46	24	20	128
45 - 49	135	-	-	-	-	-	-	5	19	62	25	11	3	-	10
50 - 54	1	-	-	-	-	-	-	-	-	-	1	-	-	-	-
Unknown	325	-	1	2	22	11	5	6	-	2	1	-	-	1	274

TABLE V - LIVE BIRTHS TO UNMARRIED MOTHERS, NUMBER AND RATE PER 1,000 LIVE BIRTHS BY AGE OF MOTHER, GEORGIA, 1958

Age Group in Years	Number			Rate		
	Total	White	Nonwhite	Total	White	Nonwhite
Total	10,247	1,114	9,133	102.7	17.4	255.9
15 & Under	728	64	664	554.5	142.9	767.6
16 - 17	1,631	176	1,455	283.0	58.0	533.7
18 - 19	1,865	248	1,617	161.6	34.3	375.1
20 - 24	2,812	361	2,451	83.9	16.0	224.9
25 - 29	1,533	127	1,406	65.8	8.2	182.5
30 - 34	928	75	853	64.2	8.0	166.3
35 - 39	524	36	488	69.1	7.8	163.9
40 - 44	132	16	116	70.6	14.7	148.9
45 - 49	11	2	9	81.5	27.8	142.9
Unknown	83	9	74	255.4	93.8	323.1

TABLE VI-A - IMPORTANT CAUSES OF DEATH, NUMBER AND RATE IN SPECIFIED AGE GROUPS
BY RACE, GEORGIA, 1958

Rank	Age, Cause of Death and Seventh Revision of International List Number	Number			Rate per 100,000 Population		
		Total	White	Non-white	Total	White	Non-white
<u>ALL AGES</u>							
	Total, all causes	33,249	21,044	12,205	845.2	754.0	1067.8
1.	Heart diseases (410-443)	10,546	7,270	3,276	268.1	260.5	286.6
	Chronic rheumatic heart disease (410-416)	196	137	59	5.0	4.9	5.2
	Arteriosclerotic and degenerative heart disease (420-422)	7,900	5,923	1,977	200.8	212.2	173.0
	Hypertensive heart disease (440-443)	1,844	868	976	46.9	31.1	85.4
2.	Vascular lesions affecting central nervous system (330-334)	5,504	3,186	2,318	139.9	114.2	202.8
3.	Malignant neoplasms including neoplasms of lymphatic and haematopoietic tissues (140-205)	4,088	2,932	1,156	103.9	105.1	101.1
4.	Influenza and pneumonia (480-483, 490-493)	1,422	698	724	36.1	25.0	63.3
	Influenza (480-483)	208	105	103	5.3	3.8	9.0
	Pneumonia (490-493)	1,214	593	621	30.9	21.2	54.3
5.	Accidents other than motor-vehicle accidents (E800-E802, E840-E962)	1,291	761	530	32.8	27.3	46.4
6.	Motor-vehicle accidents (E810-E835)	968	732	236	24.6	26.2	20.6
7.	Diseases of arteries (450-456)	866	605	261	22.0	21.7	22.8
	General arteriosclerosis (450)	667	460	207	17.0	16.5	18.1
	Aortic aneurysm specified as non-syphilitic and dissecting aneurysm (451)	141	107	34	3.6	3.8	3.0
8.	Immaturity (774-776)	558	259	299	14.2	9.3	26.2
9.	Nephritis and nephrosis (590-594)	526	237	289	13.4	8.5	25.3
10.	Postnatal asphyxia and atelectasis (762)	513	333	180	13.0	11.9	15.7
	All other causes (residual)	6,967	4,031	2,936	177.1	144.4	256.9
<u>UNDER ONE YEAR*</u>							
	Total, all causes	3,103	1,510	1,593	3109.8	2355.8	4464.3
1.	Immaturity (774-776)	558	259	299	559.2	404.1	837.9
2.	Influenza and pneumonia, including pneumonia of the newborn (480-483, 490-493, 763)	548	172	376	549.2	268.3	1053.7
	Influenza (480-483)	30	9	21	30.1	14.0	58.9
	Pneumonia (490-493)	395	117	278	395.9	182.5	779.1
	Pneumonia of the newborn (763)	123	46	77	123.3	71.8	215.8
3.	Postnatal asphyxia and atelectasis (762)	513	333	180	514.1	519.5	504.4
4.	Other and ill-defined diseases peculiar to early infancy (766-773)	335	173	162	335.7	269.9	454.0
5.	Congenital malformations (750-759)	325	226	99	325.7	352.6	277.4
6.	Birth injuries (760-761)	213	131	82	213.5	204.4	229.8
7.	Accidents other than motor-vehicle accidents (E800-E802, E840-E962)	128	44	84	128.3	68.6	235.4
8.	Gastritis, duodenitis, enteritis and colitis, including diarrhea of the newborn (543, 571-572, 764)	127	25	102	127.3	39.0	285.9
	Diarrhea of the newborn (764)	25	6	19	25.1	9.4	53.2
9.	Ill-defined and unknown causes (780-793, 795)	111	25	86	111.2	39.0	241.0
10.	Other diseases of respiratory system (470-475, 500-527)	61	32	29	61.1	49.9	81.3
	Acute upper respiratory infections (470-475)	11	5	6	11.0	7.8	16.8
	Bronchitis (500-502)	13	9	4	13.0	14.0	11.2
	Chronic interstitial pneumonia (non-occupational) (525)	25	10	15	25.1	15.6	42.0
	All other causes (residual)	184	90	94	184.4	140.4	263.4

* Rates for the under one year age group are per 100,000 live births

TABLE VI-A - IMPORTANT CAUSES OF DEATH, NUMBER AND RATE IN SPECIFIED AGE GROUPS
BY RACE, GEORGIA, 1958 (CONT'D)

Rank	Age, Cause of Death and Seventh Revision of International List Number	Number			Rate per 100,000 Population		
		Total	White	Non-white	Total	White	Non-white
<u>ONE - FOUR YEARS</u>							
	Total, all causes	500	258	242	130.5	101.5	187.6
1.	Accidents other than motor-vehicle accidents (E800-E802, E840-E962)	112	51	61	29.2	20.1	47.3
2.	Influenza and pneumonia (480-483, 490-493)	82	36	46	21.4	14.2	35.7
	Influenza (480-483)	8	5	3	2.1	2.0	2.3
	Pneumonia (490-493)	74	31	43	19.3	12.2	33.3
3.	Motor-vehicle accidents (E810-E835)	49	36	13	12.8	14.2	10.1
4.	Congenital malformations (750-759)	47	31	16	12.3	12.2	12.4
5.	Malignant neoplasms, including neoplasms of lymphatic and haematopoietic tissues (140-205)	33	23	10	8.6	9.1	7.8
6.	Gastritis, duodenitis, enteritis and colitis (except diarrhea of the newborn) (543, 571-572)	27	8	19	7.0	3.1	14.7
7.	Other diseases of respiratory system (470-475, 500-527)	24	13	11	6.3	5.1	8.5
	Acute upper respiratory infections (470-475)	6	3	3	1.6	1.2	2.3
	Bronchitis (500-502)	13	6	7	3.4	2.4	5.4
8.	Inflammatory diseases of central nervous system (340-345)	15	6	9	3.9	2.4	7.0
	Meningitis except meningococcal and tuberculous (340)	11	4	7	2.9	1.6	5.4
	Intracranial and intraspinal abscess and late effects of intracranial abscess or pyogenic infection (342, 344)	4	2	2	1.0	0.8	1.6
9.	Ill-defined and unknown causes (780-793, 795)	13	3	10	3.4	1.2	7.8
10.	Measles (085)	10	7	3	2.6	2.8	2.3
	All other causes (residual)	88	44	44	23.0	17.3	34.1
<u>FIVE - FOURTEEN YEARS</u>							
	Total, all causes	449	253	196	55.2	46.0	74.6
1.	Accidents other than motor-vehicle accidents (E800-E802, E840-E962)	111	49	62	13.7	8.9	23.6
2.	Motor-vehicle accidents (E810-E835)	100	75	25	12.3	13.6	9.5
3.	Malignant neoplasms including neoplasms of lymphatic and haematopoietic tissues (140-205)	46	27	19	5.7	4.9	7.2
4.	Influenza and pneumonia (480-483, 490-493)	35	11	24	4.3	2.0	9.1
	Influenza (480-483)	7	2	5	0.9	0.4	1.9
	Pneumonia (490-493)	28	9	19	3.4	1.6	7.2
5.	Congenital malformations (750-759)	25	17	8	3.1	3.1	3.0
6.	Other diseases of central nervous system (350-357)	21	14	7	2.6	2.5	2.7
	Cerebral spastic infantile paralysis (351)	11	9	2	1.4	1.6	0.8
	Epilepsy (353)	7	2	5	0.9	0.4	1.9
7.	Inflammatory diseases of central nervous system (340-345)	12	5	7	1.5	0.9	2.7
	Meningitis except pneumococcal and tuberculous (340)	6	3	3	0.7	0.5	1.1
8.	Heart diseases (410-443)	10	3	7	1.2	0.5	2.7
	Chronic rheumatic heart disease (410-416)	1	1	-	0.1	0.2	0
9.	Nephritis and nephrosis (590-594)	8	4	4	1.0	0.7	1.5
9.	Anemias (290-293)	8	3	5	1.0	0.5	1.9
10.	Rheumatic fever (400-402)	7	2	5	0.9	0.4	1.9
	All other causes (residual)	66	43	23	8.1	7.8	8.8

TABLE VI-A - IMPORTANT CAUSES OF DEATH, NUMBER AND RATE IN SPECIFIED AGE GROUPS
BY RACE, GEORGIA, 1958 (CONT'D)

Rank	Age, Cause of Death and Seventh Revision of International List Number	Number			Rate per 100,000 Population		
		Total	White	Non-white	Total	White	Non-white
<u>FIFTEEN - TWENTY-FOUR YEARS</u>							
	Total, all causes	710	395	315	114.6	94.7	155.6
1.	Motor-vehicle accidents (E810-E835)	221	169	52	35.7	40.5	25.7
2.	Accidents other than motor-vehicle accidents (E800-E802, E840-E962)	135	71	64	21.8	17.0	31.6
3.	Homicides (E964, E965, E980-E985)	80	18	62	12.9	4.3	30.6
4.	Malignant neoplasms including neoplasms of lymphatic and haematopoietic tissues (140-205)	48	33	15	7.7	7.9	7.4
5.	Influenza and pneumonia (480-483, 490-493)	32	21	11	5.2	5.0	5.4
	Influenza (480-483)	4	2	2	0.6	0.5	1.0
	Pneumonia (490-493)	28	19	9	4.5	4.6	4.4
6.	Heart diseases (410-443)	19	4	15	3.1	1.0	7.4
	Chronic rheumatic heart diseases (410-416)	11	4	7	1.8	1.0	3.5
	Hypertensive heart disease (440-443)	3	-	3	0.5	0	1.5
6.	Suicides (E963, E970-E979)	19	16	3	3.1	3.8	1.5
7.	Complications of pregnancy, childbirth and puerperium (640-652, 660, 670-689)	14	3	11	2.3	0.7	5.4
7.	Other diseases of central nervous system (350-357)	14	5	9	2.3	1.2	4.4
	Cerebral spastic infantile paralysis (351)	1	1	-	0.2	0.2	0
	Epilepsy (353)	9	2	7	1.5	0.5	3.5
7.	Nephritis and nephrosis (590-594)	14	8	6	2.3	1.9	3.0
8.	Vascular lesions affecting central nervous systems (330-334)	13	8	5	2.1	1.9	2.5
9.	Congenital malformations (750-759)	11	8	3	1.8	1.9	1.5
10.	Other diseases of respiratory system (470-475, 500-527)	9	3	6	1.5	0.7	3.0
	Acute upper respiratory infections (470-475)	1	1	-	0.2	0.2	0
	Bronchitis (500-502)	1	-	1	0.2	0	0.5
	All other causes (residual)	81	28	53	13.1	6.7	26.2
<u>TWENTY-FIVE - FORTY-FOUR YEARS</u>							
	Total, all causes	3,243	1,644	1,599	300.5	206.2	567.6
1.	Heart diseases (410-443)	628	334	294	58.2	41.9	104.4
	Chronic rheumatic heart disease (410-416)	56	37	19	5.2	4.6	6.7
	Arteriosclerotic and degenerative heart disease (420-422)	428	265	163	39.7	33.2	57.9
	Hypertensive heart disease (440-443)	89	12	77	8.2	1.5	27.3
2.	Malignant neoplasms including neoplasms of lymphatic and haematopoietic tissues (140-205)	436	276	160	40.4	34.6	56.8
3.	Motor-vehicle accidents (E810-E835)	309	229	80	28.6	28.7	28.4
4.	Accidents other than motor-vehicle accidents (E800-E802, E840-E962)	279	178	101	25.9	22.3	35.9
5.	Vascular lesions affecting central nervous system (330-334)	272	67	205	25.2	8.4	72.8
6.	Homicides (E964, E965, E980-E985)	222	49	173	20.6	6.1	61.4
7.	Suicides (E963, E970-E979)	129	117	12	12.0	14.7	4.3
8.	Influenza and pneumonia (480-483, 490-493)	97	33	64	9.0	4.1	22.7
	Influenza (480-483)	16	7	9	1.5	0.9	3.2
	Pneumonia (490-493)	81	26	55	7.5	3.3	19.5
9.	Diseases of liver, gallbladder and pancreas (580-587)	74	36	38	6.9	4.5	13.5
	Cirrhosis of liver (581)	46	24	22	4.3	3.0	7.8
10.	Nephritis and nephrosis (590-594)	73	30	43	6.8	3.8	15.3
	All other causes (residual)	724	295	429	67.1	37.0	152.3

TABLE VI-A - IMPORTANT CAUSES OF DEATH, NUMBER AND RATE IN SPECIFIED AGE GROUPS
BY RACE, GEORGIA, 1958 (CONT'D)

Rank	Age, Cause of Death and Seventh Revision of International List Number	Number			Rate per 100,000 Population		
		Total	White	Non-white	Total	White	Non-white
<u>FORTY-FIVE - SIXTY-FOUR YEARS</u>							
	Total, all causes	9,711	5,295	4,416	1431.0	1036.0	2636.4
1.	Heart diseases (410-443)	3,571	2,016	1,555	526.2	394.4	928.4
	Chronic rheumatic heart disease (410-416)	70	46	24	10.3	9.0	14.3
	Arteriosclerotic and degenerative heart disease (420-422)	2,670	1,733	937	393.5	339.1	559.4
	Hypertensive heart disease (440-443)	647	168	479	95.3	32.9	286.0
2.	Malignant neoplasms including neoplasms of lymphatic and haematopoietic tissues (140-205)	1,736	1,134	602	255.8	221.9	359.4
3.	Vascular lesions affecting central nervous system (330-334)	1,560	552	1,008	229.9	108.0	601.8
4.	Influenza and pneumonia (480-483, 490-493)	233	96	137	34.3	18.8	81.8
	Influenza (480-483)	48	17	31	7.1	3.3	18.5
	Pneumonia (490-493)	185	79	106	27.3	15.5	63.3
5.	Accidents other than motor-vehicle accidents (E800-E802, E840-E962)	224	135	89	33.0	26.4	53.1
6.	Motor-vehicle accidents (E810-E835)	196	146	50	28.9	28.6	29.9
7.	Nephritis and nephrosis (590-594)	175	58	117	25.8	11.3	69.9
8.	Diseases of liver, gallbladder and pancreas (580-587)	171	147	24	25.2	28.8	14.3
	Cirrhosis of liver (581)	111	99	12	16.4	19.4	7.2
9.	Diseases of arteries (450-456)	169	83	86	24.9	16.2	51.3
	General arteriosclerosis (450)	83	28	55	12.2	5.5	32.8
	Aortic aneurysm specified as non-syphilitic and dissecting aneurysm (451)	64	41	23	9.4	8.0	13.7
9.	Diabetes mellitus (260)	169	85	84	24.9	16.6	50.1
10.	Suicide (E963, E970-E979)	147	130	17	21.7	25.4	10.1
	All other causes (residual)	1,360	713	647	200.4	139.5	386.3
<u>SIXTY-FIVE YEARS AND OVER</u>							
	Total, all causes	15,520	11,683	3,837	5946.4	6019.1	5735.4
1.	Heart diseases (410-443)	6,306	4,908	1,398	2416.1	2528.6	2089.7
	Chronic rheumatic heart disease (410-416)	58	49	9	22.2	25.2	13.5
	Arteriosclerotic and degenerative heart disease (420-422)	4,793	3,921	872	1836.4	2020.1	1303.4
	Hypertensive heart disease (440-443)	1,105	688	417	423.4	354.5	623.3
2.	Vascular lesions affecting central nervous system (330-334)	3,642	2,547	1,095	1395.4	1312.2	1636.8
3.	Malignant neoplasms including neoplasms of lymphatic and haematopoietic tissues (140-205)	1,783	1,436	347	683.1	739.8	518.7
4.	Diseases of arteries (450-456)	670	509	161	256.7	262.2	240.7
	General arteriosclerosis (450)	575	428	147	220.3	220.5	219.7
	Aortic aneurysm specified as non-syphilitic and dissecting aneurysm (451)	72	65	7	27.6	33.5	10.5
5.	Influenza and pneumonia (480-483, 490-493)	518	375	143	198.5	193.2	213.8
	Influenza (480-483)	95	63	32	36.4	32.5	47.8
	Pneumonia (490-493)	423	312	111	162.1	160.7	165.9
6.	Accidents other than motor-vehicle accidents (E800-E802, E840-E962)	301	233	68	115.3	120.0	101.6
7.	Nephritis and nephrosis (590-594)	250	134	116	95.8	69.0	173.4
8.	Other diseases of respiratory system (470-475, 500-527)	222	194	28	85.1	99.9	41.9
	Bronchitis (500-502)	33	27	6	12.6	13.9	9.0
	Pulmonary congestion and hypostasis (522)	20	16	4	7.7	8.2	6.0
	Bronchiectasis (526)	24	24	-	9.2	12.4	0
	Emphysema without mention of bronchitis (527.1)	88	81	7	33.7	41.7	10.5
9.	Diabetes mellitus (260)	214	169	45	82.0	87.1	67.3
10.	Hypertension without mention of heart disease (444-447)	201	127	74	77.0	65.4	110.6
	All other causes (residual)	1,413	1,051	362	541.4	541.5	541.1
	<u>UNKNOWN AGE</u>	13	6	7

TABLE VI-B - IMPORTANT CAUSES OF DEATH, NUMBER AND PER CENT, IN SPECIFIED AGE GROUPS, GEORGIA, 1958
(A cause of death must account for at least 5% of all deaths in a given age group to appear in the chart)

	Cause of Death*	Number	Per Cent	
TOTAL ALL AGES				
	Total, all causes	33,249	100.0	
	Heart diseases	10,546	31.7	
	Vascular lesions affecting central nervous system	5,504	16.6	
	Malignant neoplasms	4,088	12.3	
	Influenza and pneumonia	1,422	4.3	
	Accidents excluding motor vehicle accidents	1,291	3.9	
	Motor-vehicle accidents	968	2.9	
	Diseases of the arteries	866	2.6	
	Immaturity	558	1.7	
	Nephritis and nephrosis	526	1.6	
	Postnatal asphyxia and atelectasis	513	1.5	
	All other causes	6,967	21.0	
	UNDER ONE YEAR**			
		Total, all causes	3,103	100.0
Immaturity		558	18.0	
Influenza and pneumonia including pneumonia of the newborn		548	17.7	
Postnatal asphyxia and atelectasis		513	16.5	
Other and ill-defined diseases peculiar to early infancy		335	10.8	
Congenital malformations		325	10.5	
Birth injuries		213	6.9	
Accidents, excluding motor-vehicle accidents		128	4.1	
Gastritis, duodenitis, enteritis and colitis, including diarrhea of the newborn		127	4.1	
Ill-defined and unknown causes		111	3.6	
Other diseases of respiratory system		61	2.0	
All other causes		184	5.9	
** Rates for under one year age group per 100,000 live births				
ONE-FOUR YEARS				
	Total, all causes	500	100.0	
	Accidents, excluding motor-vehicle accidents	112	22.4	
	Influenza and pneumonia	82	16.4	
	Motor-vehicle accidents	49	9.8	
	Congenital malformations	47	9.4	
	Malignant neoplasms	33	6.6	
	Gastritis, duodenitis, enteritis and colitis (except diarrhea of the newborn)	27	5.4	
	Other diseases of the respiratory system	24	4.8	
	Inflammatory diseases of central nervous system	15	3.0	
	Ill-defined and unknown causes	13	2.6	
	Measles	10	2.0	
	All other causes	88	17.6	

TABLE VI-B - IMPORTANT CAUSES OF DEATH, NUMBER AND PER CENT, IN SPECIFIED AGE GROUPS, GEORGIA, 1958
 (A cause of death must account for at least 5% of all deaths in a given age group to appear in the chart)

	Cause of Death*	Number	Per Cent
FIVE-FOURTEEN YEARS			
	Total, all causes	449	100.0
	Accidents, excluding motor-vehicle accidents	111	24.7
	Motor-vehicle accidents	100	22.3
	Malignant neoplasms	46	10.2
	Influenza and pneumonia	35	7.8
	Congenital malformations	25	5.6
	Other diseases of central nervous system	21	4.7
	Inflammatory diseases of central nervous system	12	2.7
	Heart diseases	10	2.2
	Nephritis and nephrosis	8	1.8
	Anemias	8	1.8
	Rheumatic fever	7	1.6
	All other causes	66	14.7
FIFTEEN - TWENTY-FOUR YEARS			
	Total, all causes	710	100.0
	Motor-vehicle accidents	221	31.1
	Accidents excluding motor-vehicle accidents	135	19.0
	Homicides	80	11.3
	Malignant neoplasms	48	6.8
	Influenza and pneumonia	32	4.5
	Heart diseases	19	2.7
	Suicides	19	2.7
	Maternal deaths	14	2.0
	Other diseases of central nervous system	14	2.0
	Nephritis and nephrosis	14	2.0
	Vascular lesions	13	1.8
	Congenital malformations	11	1.5
Other diseases of respiratory system	9	1.3	
All other causes	81	11.4	
TWENTY-FIVE - FORTY-FOUR YEARS			
	Total, all causes	3,243	100.0
	Heart diseases	628	19.4
	Malignant neoplasms	436	13.4
	Motor-vehicle accidents	309	9.5
	Accidents, excluding motor-vehicle accidents	279	8.6
	Vascular lesions	272	8.4
	Homicides	222	6.8
	Suicides	129	4.0
	Influenza and pneumonia	97	3.0
	Diseases of liver, gallbladder and pancreas	74	2.3
	Nephritis and nephrosis	73	2.3
	All other causes	724	22.3

TABLE VI-B - IMPORTANT CAUSES OF DEATH, NUMBER AND PER CENT, IN SPECIFIED AGE GROUPS, GEORGIA, 1958

(A cause of death must account for at least 5% of all deaths in a given age group to appear in the chart)

		Cause of Death*	Number	Per Cent	
FORTY-FIVE - SIXTY-FOUR YEARS					
	Total, all causes		9,711	100.0	
	Heart diseases		3,571	36.8	
	Malignant neoplasms		1,736	17.9	
	Vascular lesions		1,560	16.1	
	Influenza and pneumonia		233	2.4	
	Accidents, excluding motor-vehicle accidents		224	2.3	
	Motor-vehicle accidents		196	2.0	
	Nephritis and nephrosis		175	1.8	
	Diseases of liver, gall bladder and pancreas		171	1.8	
	Diseases of arteries		169	1.7	
	Diabetes mellitus		169	1.7	
	Suicide		147	1.5	
	All other causes		1,360	14.0	
	SIXTY-FIVE YEARS AND OVER				
		Total, all causes		15,520	100.0
Heart diseases		6,306	40.6		
Vascular lesions		3,642	23.5		
Malignant neoplasms		1,783	11.5		
Diseases of arteries		670	4.3		
Influenza and pneumonia		518	3.3		
Accidents, excluding motor-vehicle accidents		301	1.9		
Nephritis and nephrosis		250	1.6		
Other diseases of respiratory system		222	1.4		
Diabetes mellitus		214	1.4		
Hypertension without mention of heart disease		201	1.3		
All other causes		1,413	9.1		

* See Table VI for Seventh Revision, International List Code Numbers

TABLE VII - DEATHS FROM HEART DISEASE BY TYPE, BY AGE, GEORGIA, 1958

Type and Seventh Revision of International List Number	Age in Years										
	Total all Ages	Under 5	5-14	15-24	25-34	35-44	45-54	55-64	65-74	75 & Over	Unknown Age
<u>Number</u>											
Total, all types (410-443)	10,546	10	10	19	124	504	1,397	2,174	2,999	3,307	2
Chronic rheumatic heart disease (410-416)	196	-	1	11	20	36	34	36	36	22	-
Arteriosclerotic and degenerative heart disease (420-422)	7,900	3	4	-	70	358	1,044	1,626	2,302	2,491	2
Hypertensive heart disease (440-443)	1,844	-	-	3	17	72	241	406	505	600	-
Other diseases of the heart (430-434)	606	7	5	5	17	38	78	106	156	194	-
<u>Percentage Distribution</u>											
Total, all types (410-443)	100.0	100.0	100.0	100.0	100.0	100.0	100.0	100.0	100.0	100.0	100.0
Chronic rheumatic heart disease (410-416)	1.9	0	10.0	57.9	16.1	7.1	2.4	1.7	1.2	.7	0
Arteriosclerotic and degenerative heart disease (420-422)	74.9	30.0	40.0	0	56.5	71.0	74.7	74.8	76.8	75.3	100.0
Hypertensive heart disease (440-443)	17.5	0	0	15.8	13.7	14.3	17.3	18.7	16.8	18.1	0
Other diseases of the heart (430-434)	5.7	70.0	50.0	26.3	13.7	7.5	5.6	4.9	5.2	5.9	0

TABLE VIII - DEATHS FROM CANCER, BY SITE, RACE, AND SEX, GEORGIA, 1958

Site	Number					Percentage Distribution				
	Total	White		Nonwhite		Total	White		Nonwhite	
		Male	Female	Male	Female		Male	Female	Male	Female
Malignant neoplasms, total all sites (140-205)	4,088	1,540	1,392	556	600	100.0	100.0	100.0	100.0	100.0
Buccal cavity and pharynx (140-148)	124	71	32	12	9	3.0	4.6	2.3	2.2	1.5
Digestive organs and peritoneum (150-156A, 157-159)	1,226	455	378	229	164	30.0	29.5	27.2	41.2	27.3
Respiratory system (160-164)	535	368	66	82	19	13.1	23.9	4.7	14.7	3.2
Breast (170)	334	3	243	2	86	8.2	0.2	17.5	0.4	14.3
Genital organs (171-179)	760	178	315	80	187	18.6	11.6	22.6	14.4	31.1
Urinary organs (180-181)	166	75	43	26	22	4.1	4.9	3.1	4.7	3.7
Other and unspecified sites (156B, 165, 190-199)	580	220	194	85	81	14.2	14.3	13.9	15.3	13.5
Leukemia and aleukemia (204)	198	94	68	17	19	4.8	6.1	4.9	3.0	3.2
Lymphosarcoma, etc. (200-203, 205)	165	76	53	23	13	4.0	4.9	3.8	4.1	2.2

TABLE IX - MATERNAL DEATHS, NUMBER AND RATIO, (PER 10,000 LIVE BIRTHS) BY RACE, GEORGIA, 1958

Cause and Seventh Revision International List Number	Number			Ratio		
	Total	White	Non-white	Total	White	Non-white
Total, all causes	64	16	48	6.4	2.5	13.5
Abortion, all causes (650-652)	8	3	5	0.8	0.5	1.4
Ectopic pregnancy (645)	7	-	7	0.7	0	2.0
Hemorrhage of pregnancy (643-644)	1	-	1	0.1	0	0.3
Toxemias of pregnancy (642)	17	4	13	1.7	0.6	3.6
Other complications arising during pregnancy (640, 641, 646-649)	4	1	3	0.4	0.2	0.8
Hemorrhage of childbirth and puerperium (670-672)	8	2	6	0.8	0.3	1.7
Infection during childbirth and puerperium (680-684)	5	3	2	0.5	0.5	0.6
Puerperal toxemias (685, 686)	3	-	3	0.3	0	0.8
Other accidents and specified conditions of childbirth (673-678, 687)	5	1	4	0.5	0.2	1.1
Other and unspecified conditions of childbirth and the puerperium (660-688)	6	2	4	0.6	0.3	1.1

TABLE X - INFANT DEATHS, NUMBER AND RATE PER 1,000 LIVE BIRTHS, BY RACE, SEX, AND AGE, GEORGIA, 1958

Race and Sex	Number						Rate					
	Under 1 Year	Under 28 Days				28 Days to 1 Year	Under 1 Year	Under 28 Days				28 Days to 1 Year
		Total	Under 1 Day	1-6 Days	7-27 Days			Total	Under 1 Day	1-6 Days	7-27 Days	
<u>Total</u>	3,103	2,046	992	788	266	1,057	31.1	20.5	9.9	7.9	2.7	10.6
<u>Male</u>	1,723	1,168	563	469	136	555	33.8	22.9	11.1	9.2	2.7	10.9
<u>Female</u>	1,380	878	429	319	130	502	28.2	18.0	8.8	6.5	2.7	10.3
<u>White</u>	1,510	1,150	584	448	118	360	23.6	17.9	9.1	7.0	1.8	5.6
<u>Male</u>	849	655	329	267	59	194	25.7	19.9	10.0	8.1	1.8	5.9
<u>Female</u>	661	495	255	181	59	166	21.3	15.9	8.2	5.8	1.9	5.3
<u>Nonwhite</u>	1,593	896	408	340	148	697	44.6	25.1	11.4	9.5	4.1	19.5
<u>Male</u>	874	513	234	202	77	361	48.8	28.6	13.1	11.3	4.3	20.1
<u>Female</u>	719	383	174	138	71	336	40.4	21.5	9.8	7.7	4.0	18.9

TABLE XI - INFANT DEATHS, NUMBER AND RATE PER 1,000 LIVE BIRTHS, BY RACE, BY CAUSE, GEORGIA, 1958

Cause and Seventh Revision International List Number	Number			Rate		
	Total	White	Non-white	Total	White	Non-white
Total, all causes	3,103	1,510	1,593	31.1	23.6	44.6
Dysentery, all forms (045-048)	10	1	9	0.1	0.0	0.3
Whooping cough (056)	5	1	4	0.1	0.0	0.1
Meningococcal infections (057)	3	2	1	0.0	0.0	0.0
All other infective and parasitic diseases (020-044, 049-055, 058-138)	34	10	24	0.3	0.2	0.7
Diseases of the thymus gland (273)	3	-	3	0.0	0	0.1
Meningitis, except meningococcal and tuberculous (340)	30	9	21	0.3	0.1	0.6
All other diseases of nervous system and sense organs (330-334, 341-398)	16	12	4	0.2	0.2	0.1
Influenza and pneumonia, except pneumonia of newborn (480-493)	425	126	299	4.3	2.0	8.4
Influenza (480-483)	30	9	21	0.3	0.1	0.6
Pneumonia, except pneumonia of newborn (490-493)	395	117	278	4.0	1.8	7.8
All other diseases of respiratory system (470-475, 500-527)	61	32	29	0.6	0.5	0.8
Hernia and intestinal obstruction (560-561, 570)	25	19	6	0.3	0.3	0.2
Gastritis, duodenitis, enteritis and colitis, except diarrhea of newborn (543, 571, 572)	102	19	83	1.0	0.3	2.3
All other diseases of digestive system (530-542, 544-553, 573-587)	19	12	7	0.2	0.2	0.2
Congenital malformations (750-759)	325	226	99	3.3	3.5	2.8
Spina bifida and meningocele (751)	38	34	4	0.4	0.5	0.1
Congenital malformations of circulatory system (754)	141	91	50	1.4	1.4	1.4
All other congenital malformations (750, 752, 753, 755-759)	146	101	45	1.5	1.6	1.3
Certain diseases of early infancy (760-776)	1,767	948	819	17.7	14.8	23.0
Without mention of immaturity (.0-.4)	527	253	274	5.3	3.9	7.7
With immaturity (.5-.9)	682	436	246	6.8	6.8	6.9
Intracranial and spinal injury at birth (760)	78	41	37	0.8	0.6	1.0
Without mention of immaturity (.0)	58	27	31	0.6	0.4	0.9
With immaturity (.5)	20	14	6	0.2	0.2	0.2
Other birth injury (761)	135	90	45	1.4	1.4	1.3
Without mention of immaturity (.0)	51	28	23	0.5	0.4	0.6
With immaturity (.5)	84	62	22	0.8	1.0	0.6
Postnatal asphyxia and atelectasis (762)	513	333	180	5.1	5.2	5.0
Without mention of immaturity (.0)	156	90	66	1.6	1.4	1.8
With immaturity (.5)	357	253	114	3.6	3.8	3.2
Pneumonia of newborn (763)	123	46	77	1.2	0.7	2.2
Without mention of immaturity (.0)	90	32	58	0.9	0.5	1.6
With immaturity (.5)	33	14	19	0.3	0.2	0.5
Diarrhea of newborn (764)	25	6	19	0.3	0.1	0.5
Without mention of immaturity (.0)	20	4	16	0.2	0.1	0.4
With immaturity (.5)	5	2	3	0.1	0.0	0.1
Other infections of newborn (765-768)	25	15	10	0.3	0.2	0.3
Without mention of immaturity (.0)	16	9	7	0.2	0.1	0.2
With immaturity (.5)	9	6	3	0.1	0.1	0.1
Neonatal disorders arising from maternal toxemia (769)	30	11	19	0.3	0.2	0.5
Without mention of immaturity (.0-.4)	12	4	8	0.1	0.1	0.2
With immaturity (.5-.9)	18	7	11	0.2	0.1	0.3
Hemolytic disease of newborn (erythroblastosis) (770)	39	30	9	0.4	0.5	0.3
Without mention of immaturity (.0-.2)	32	24	8	0.3	0.4	0.2
With immaturity (.5-.7)	7	6	1	0.1	0.1	0.0
Hemorrhagic diseases of newborn (771)	23	13	10	0.2	0.2	0.3
Without mention of immaturity (.0)	11	4	7	0.1	0.1	0.2
With immaturity (.5)	12	9	3	0.1	0.1	0.1
Ill-defined diseases peculiar to early infancy, including nutritional maladjustment (772-773)	218	104	114	2.2	1.6	3.2
Without mention of immaturity (.0)	81	31	50	0.8	0.5	1.4
With immaturity (.5)	137	73	64	1.4	1.1	1.8
Immaturity with mention of subsidiary condition (774)	48	19	29	0.5	0.3	0.8
Immaturity unqualified (776)	510	240	270	5.1	3.7	7.6
Symptoms and ill-defined conditions (780-793, 795)	111	25	86	1.1	0.4	2.4
All other diseases (Residual)	31	20	11	0.3	0.3	0.3
Accidents (E800-E962)	132	48	84	1.3	0.7	2.4
Inhalation and ingestion of food or other object causing obstruction or suffocation (E921, E922)	40	17	23	0.4	0.3	0.6
Accidental mechanical suffocation in bed and cradle (E924)	61	21	40	0.6	0.3	1.1
All other accidental causes (E800-E920, E923, E925-E962)	31	10	21	0.3	0.2	0.6
Homicide (E964, E980-E999)	4	-	4	0.0	0	0.1

GEORGIA DEPARTMENT OF PUBLIC HEALTH
Biostatistics
12 Capitol Square, S.W.
Atlanta 3, Georgia

E R R A T A

Vital Statistics, Georgia, 1958

Page 15, Table XII - Accidental Deaths, Number and Rate, By Type of Accident, By Age, Georgia, 1958

The published figures for the following two categories are incorrect. Corrections are shown below.

Type of Accident (International List No.-Seventh Revision)	Number									Rate										
	Total All Ages	Age in Years								Not Sta- ted	Total All Ages	Age in Years								Not Sta- ted
		Under 1	1-4	5-14	15-24	25-44	45-64	65 & Over	Under 1			1-4	5-14	15-24	25-44	45-64	65 & Over			
Non-transport accidents (E870-E888, E890-E895, E900-E904, E910-E936, E940-E962)	1,173	128	110	105	113	219	200	297	1	29.8	128.8	28.7	12.9	18.2	20.3	29.5	113.8	...		
Home	701	121	89	58	20	83	102	228	-	17.8	121.7	23.2	7.1	3.2	7.7	15.0	87.4	...		
Farm	100	-	7	18	20	25	18	12	-	2.5	0	1.8	2.2	3.2	2.3	2.7	4.6	...		
Other	372	7	14	29	73	111	80	57	1	9.5	7.0	3.7	3.6	11.8	10.3	11.8	21.8	...		
All other non-transport accidents (E910-E911, E913-E915, E918,E920, E923, E926-E928,E930- E936, E940-E962)	173	7	7	13	25	55	35	31	-	4.4	7.0	1.8	1.6	4.0	5.1	5.2	11.9	...		
Home	37	4	5	6	3	5	6	8	-	0.9	4.0	1.3	0.7	0.5	0.5	0.9	3.1	...		
Farm	19	-	1	2	3	8	2	3	-	0.5	0	0.3	0.2	0.5	0.7	0.3	1.1	...		
Other	117	3	1	5	19	42	27	20	-	3.0	3.0	0.3	0.6	3.1	3.9	4.0	7.7	...		

1. The first part of the document discusses the importance of maintaining accurate records of all transactions and activities. It emphasizes that this is crucial for ensuring transparency and accountability in the organization's operations.

2. The second part of the document outlines the various methods and tools used to collect and analyze data. It highlights the need for consistent data collection procedures and the use of advanced analytical techniques to derive meaningful insights from the data.

3. The third part of the document focuses on the implementation of data-driven decision-making processes. It provides a detailed overview of the steps involved in identifying key performance indicators, setting targets, and regularly reviewing progress to make informed decisions.

4. The fourth part of the document addresses the challenges and risks associated with data management. It discusses the importance of data security, privacy, and compliance with relevant regulations, and offers strategies to mitigate these risks effectively.

5. The fifth part of the document concludes by summarizing the key findings and recommendations. It reiterates the significance of a robust data management strategy and encourages the organization to embrace a data-driven culture for sustained success.

6. The sixth part of the document provides a detailed overview of the data collection process, including the identification of data sources, the design of data collection instruments, and the implementation of data collection procedures.

7. The seventh part of the document discusses the various methods used for data analysis, such as descriptive statistics, inferential statistics, and regression analysis. It also covers the use of data visualization tools to present the results in a clear and concise manner.

8. The eighth part of the document focuses on the interpretation and application of the data analysis results. It provides a step-by-step guide on how to identify trends, patterns, and anomalies in the data and how to use these insights to inform decision-making.

9. The ninth part of the document addresses the ethical considerations and legal requirements related to data management. It discusses the importance of obtaining informed consent, ensuring data privacy, and complying with data protection regulations.

10. The tenth part of the document concludes by providing a final summary and recommendations for the organization. It emphasizes the need for continuous monitoring and improvement of the data management process to ensure its effectiveness and relevance over time.

11. The eleventh part of the document provides a detailed overview of the data storage and backup procedures. It discusses the importance of secure storage solutions and regular backup schedules to ensure data integrity and availability.

12. The twelfth part of the document discusses the role of data in strategic planning and decision-making. It highlights how data can be used to identify opportunities, assess risks, and make informed decisions that align with the organization's long-term goals.

13. The thirteenth part of the document provides a detailed overview of the data governance framework. It discusses the roles and responsibilities of various stakeholders in ensuring data quality, security, and compliance with regulations.

14. The fourteenth part of the document concludes by providing a final summary and recommendations for the organization. It emphasizes the need for a holistic approach to data management that integrates all aspects of the data lifecycle.

15. The fifteenth part of the document provides a detailed overview of the data security measures. It discusses the importance of access controls, encryption, and regular security audits to protect sensitive data from unauthorized access and breaches.

16. The sixteenth part of the document discusses the role of data in operational efficiency. It highlights how data can be used to identify bottlenecks, optimize processes, and improve overall organizational performance.

17. The seventeenth part of the document provides a detailed overview of the data integration process. It discusses the importance of ensuring data consistency and accuracy across different systems and departments.

18. The eighteenth part of the document concludes by providing a final summary and recommendations for the organization. It emphasizes the need for a data-driven culture that values data as a key asset for organizational success.

19. The nineteenth part of the document discusses the role of data in customer relationship management. It highlights how data can be used to understand customer behavior, personalize marketing campaigns, and improve customer satisfaction.

20. The twentieth part of the document provides a detailed overview of the data quality management process. It discusses the importance of identifying and addressing data quality issues to ensure the reliability and accuracy of the data.

21. The twenty-first part of the document concludes by providing a final summary and recommendations for the organization. It emphasizes the need for a data-driven approach that leverages data to drive innovation and growth.

22. The twenty-second part of the document discusses the role of data in financial management. It highlights how data can be used to analyze financial performance, identify trends, and make informed decisions about resource allocation.

23. The twenty-third part of the document provides a detailed overview of the data security and privacy policies. It discusses the importance of clear policies and procedures to protect sensitive data and ensure compliance with regulations.

24. The twenty-fourth part of the document concludes by providing a final summary and recommendations for the organization. It emphasizes the need for a data-driven culture that values data as a key asset for organizational success.

TABLE XII - ACCIDENTAL DEATHS, NUMBER AND RATE, BY TYPE OF ACCIDENT, BY AGE, GEORGIA, 1958

Type of Accident (International List Number - Seventh Revision)	Number										Rate								
	Total All Ages	Age in Years									Total All Ages	Age in Years							Not Stated
		Under 1	1-4	5-14	15-24	25-44	45-64	65 & Over	Not Stated	Under 1		1-4	5-14	15-24	25-44	45-64	65 & Over		
Total, all accidents	2,259	132	161	211	357	587	422	388	1	57.4	132.8	42.0	26.0	57.6	54.4	62.2	148.7	...	
Transport accidents (E800-E802, E810-E845, E850-E858, E860-E866)	1,086	4	51	106	244	368	222	91	-	27.6	4.0	13.3	13.0	39.4	34.1	32.7	34.9	...	
Railway accidents (E800-E802)	32	-	1	3	2	13	12	1	-	0.8	0	0.3	0.4	0.3	1.2	1.8	0.4	...	
Motor-vehicle accidents (E810-E835)	968	4	49	100	221	309	196	89	-	24.6	4.0	12.8	12.3	35.7	28.6	28.9	34.1	...	
Submersion of small boat (E850)	44	-	-	1	14	17	11	1	-	1.1	0	0	0.1	2.3	1.6	1.6	0.4	...	
Aircraft accidents (E860-E866)	34	-	1	-	6	24	3	-	-	0.9	0	0.3	0	1.0	2.2	0.4	0	...	
All other transport accidents (E840-E845, E851-E858)	8	-	-	2	1	5	-	-	-	0.2	0	0	0.2	0.2	0.5	0	0	...	
Non-transport accidents (E870-E888, E890-E895, E900-E904, E910-E936, E940-E962)	1,173	128	110	105	113	219	200	297	1	29.8	128.8	28.7	12.9	18.2	20.3	29.5	113.8	...	
Home	668	117	84	54	17	80	96	220	-	17.0	117.7	21.9	6.6	2.7	7.4	14.1	84.3	...	
Farm	84	-	6	16	17	19	16	10	-	2.1	0	1.6	2.0	2.7	1.8	2.4	3.8	...	
Other	421	11	20	35	79	120	88	67	1	10.7	11.1	5.2	4.3	12.7	11.1	13.0	25.7	...	
Accidental poisoning (E870-E888, E890-E895)	71	1	18	1	3	23	18	6	1	1.8	1.0	4.7	0.1	0.5	2.1	2.7	2.3	...	
Home	42	1	12	-	2	12	10	5	-	1.1	1.0	3.1	0	0.3	1.1	1.5	1.9	...	
Farm	4	-	3	-	-	-	1	-	-	0.1	0	0.8	0	0	0	0.1	0	...	
Other	25	-	3	1	1	11	7	1	1	0.6	0	0.8	0.1	0.2	1.0	1.0	0.4	...	
Accidental falls (E900-E904)	238	3	3	3	3	22	34	170	-	6.0	3.0	0.8	0.4	0.5	2.0	5.0	65.1	...	
Home	173	3	3	-	-	11	18	138	-	4.4	3.0	0.8	0	0	1.0	2.7	52.9	...	
Farm	3	-	-	-	-	-	2	1	-	0.1	0	0	0	0	0	0.3	0.4	...	
Other	62	-	-	3	3	11	14	31	-	1.6	0	0	0.4	0.5	1.0	2.1	11.9	...	
Accidents caused by machinery (E912)	47	-	1	3	9	17	11	6	-	1.2	0	0.3	0.4	1.5	1.6	1.6	2.3	...	
Home	-	-	-	-	-	-	-	-	-	0	0	0	0	0	0	0	0	...	
Farm	29	-	1	1	5	9	7	6	-	0.8	0	0.3	0.1	0.8	0.8	1.0	2.3	...	
Other	18	-	-	2	4	8	4	-	-	0.5	0	0	0.2	0.6	0.7	0.6	0	...	
Accidental burns (E916-E917)	270	9	48	38	7	31	60	77	-	6.9	9.1	12.5	4.7	1.1	2.9	8.8	29.5	...	
Home	247	9	46	37	4	26	52	73	-	6.3	9.1	12.0	4.6	0.6	2.4	7.7	28.0	...	
Farm	6	-	1	-	-	1	2	2	-	0.2	0	0.3	0	0	0.1	0.3	0.8	...	
Other	17	-	1	1	3	4	6	2	-	0.4	0	0.3	0.1	0.5	0.4	0.9	0.8	...	
Accidents caused by firearms (E919)	115	-	2	18	30	43	20	2	-	2.9	0	0.5	2.2	4.8	4.0	2.9	0.8	...	
Home	66	-	2	13	11	27	11	2	-	1.7	0	0.5	1.6	1.8	2.5	1.6	0.8	...	
Farm	13	-	-	1	4	5	3	-	-	0.3	0	0	0.1	0.6	0.5	0.4	0	...	
Other	36	-	-	4	15	11	6	-	-	0.9	0	0	0.5	2.4	1.0	0.9	0	...	
Accidental inhalation and ingestion of food and other objects (E921-E922)	56	40	9	1	-	3	2	1	-	1.4	40.2	2.3	0.1	0	0.3	0.3	0.4	...	
Home	50	36	9	-	-	2	2	1	-	1.3	36.2	2.3	0	0	0.2	0.3	0.4	...	
Farm	-	-	-	-	-	-	-	-	-	0	0	0	0	0	0	0	0	...	
Other	6	4	-	1	-	1	-	-	-	0.2	4.0	0	0.1	0	0.1	0	0	...	
Accidental mechanical suffocation (E924-E925)	73	65	3	-	-	2	3	-	-	1.9	65.4	0.8	0	0	0.2	0.4	0	...	
Home	69	65	3	-	-	-	1	-	-	1.8	65.4	0.8	0	0	0	0.1	0	...	
Farm	-	-	-	-	-	-	-	-	-	0	0	0	0	0	0	0	0	...	
Other	4	-	-	-	-	2	2	-	-	0.1	0	0	0	0	0.2	0.3	0	...	
Accidental drowning (exclusive of submersion of small boat) (E929)	130	3	19	28	36	23	17	4	-	3.3	3.0	5.0	3.4	5.8	2.1	2.5	1.5	...	
Home	17	3	9	2	-	-	2	1	-	0.4	3.0	2.3	0.2	0	0	0.3	0.4	...	
Farm	26	-	1	14	8	2	1	-	-	0.7	0	0.3	1.7	1.3	0.2	0.1	0	...	
Other	87	-	9	12	28	21	14	3	-	2.2	0	2.3	1.5	4.5	1.9	2.1	1.1	...	
All other non-transport accidents (E910-E915, E918, E920, E923, E926-E928, E930-E936, E940-E962)	173	7	7	13	25	55	35	31	-	4.4	7.0	1.8	1.6	4.0	5.1	5.2	11.9	...	
Home	4	-	-	2	-	2	-	-	-	0.1	0	0	0.2	0	0.2	0	0	...	
Farm	3	-	-	-	-	2	-	1	-	0.1	0	0	0	0	0.2	0	0.4	...	
Other	166	7	7	11	25	51	35	30	-	4.2	7.0	1.8	1.4	4.0	4.7	5.2	11.5	...	

TABLE XIII VITAL STATISTICS, BY COUNTY, BY RACE, GEORGIA, 1958

ITEM	Georgia State Total						Appling						
	Number			Rate or Ratio *			Number			Rate or Ratio *			
	Total	White	Non-White	Total	White	Non-White	Total	White	Non-White	Total	White	Non-White	
1 Estimated population	3,934,000	2,791,000	1,143,000				14,100	11,300	2,800				1
LIVE BIRTHS													
2 Total	99,780	64,097	35,683	25.4	23.0	31.2	304	195	109	21.6	17.3	38.9	2
3 Delivered in hospital	86,199	63,170	23,029	86.4%	98.6%	64.5%	222	189	33	73.0%	96.9%	30.3%	3
4 Delivered in home by physician	2,551	609	1,942	2.6%	1.0%	5.4%	14	3	11	4.6%	1.5%	10.1%	4
5 Delivered in home by midwife	10,946	298	10,648	11.0%	0.5%	29.8%	67	3	64	22.0%	1.5%	58.7%	5
6 Other deliveries	84	20	64	0.1%	0.0%	0.2%	1	-	1	0.3%	0%	0.9%	6
7 Immature births	8,778	4,353	4,425	88.0	67.9	124.0	23	13	10	75.7	66.7	91.7	7
8 Live births to un-wed mothers	10,247	1,114	9,133	102.7	17.4	255.9	28	6	22	92.1	30.8	201.8	8
FETAL DEATHS													
9 Total	3,333	1,921	1,412	33.4	30.0	39.6	8	3	5	26.3	15.4	45.9	9
10 Under 20 weeks gestation	1,298	953	345	13.0	14.9	9.7	2	2	-	6.6	10.3	0	10
11 20-27 weeks gestation	538	264	274	5.4	4.1	7.7	-	-	-	0	0	0	11
12 28 weeks and more	1,356	634	722	13.6	9.9	20.2	6	1	5	19.7	5.1	45.9	12
13 Unknown length of gestation	141	70	71	1.4	1.1	2.0	-	-	-	0	0	0	13
DEATHS													
14 Total, all ages	33,249	21,044	12,205	845.2	754.0	1067.8	119	88	31	844.0	778.8	1107.1	14
15 Under 1 year	3,103	1,510	1,593	31.1	23.6	44.6	4	2	2	13.2	10.3	18.3	15
16 Under 28 days	2,046	1,150	896	20.5	17.9	25.1	3	2	1	9.9	10.3	9.2	16
17 Deaths from immaturity	558	259	299	5.6	4.0	8.4	3	-	1	0	0	0	17
18 1-4 years **	500	258	242	-	-	-	3	2	1	-	-	-	18
19 Maternal deaths	64	16	48	6.4	2.5	13.5	4	1	3	131.6	51.3	275.2	19
CAUSE OF DEATH													
20 Tuberculosis, all forms (001-019)	268	134	134	6.8	4.8	11.7	2	-	2	14.2	0	71.4	20
21 Syphilis and its sequelae (020-029)	98	29	69	2.5	1.0	6.0	-	-	-	0	0	0	21
22 Typhoid fever (040)	-	-	-	0	0	0	-	-	-	0	0	0	22
23 Dysentery, all forms (045-048)	18	3	15	0.5	0.1	1.3	-	-	-	0	0	0	23
24 Scarlet fever (050)	-	-	-	0	0	0	-	-	-	0	0	0	24
25 Streptococcal sore throat (051)	2	1	1	0.1	0.0	0.1	-	-	-	0	0	0	25
26 Diphtheria (055)	9	1	8	0.2	0.0	0.7	-	-	-	0	0	0	26
27 Whooping cough (056)	6	1	5	0.2	0.0	0.4	-	-	-	0	0	0	27
28 Meningococcal infections (057)	14	10	4	0.4	0.4	0.3	-	-	-	0	0	0	28
29 Acute poliomyelitis (080)	1	-	1	0.0	0	0.1	-	-	-	0	0	0	29
30 Acute infectious encephalitis (082)	6	3	3	0.2	0.1	0.3	-	-	-	0	0	0	30
31 Smallpox (084)	-	-	-	0	0	0	-	-	-	0	0	0	31
32 Measles (085)	13	10	3	0.3	0.4	0.3	-	-	-	0	0	0	32
33 Typhus and other rickettsial diseases (100-103, 105-108)	-	-	-	0	0	0	-	-	-	0	0	0	33
34 Rocky Mountain spotted fever (104)	-	-	-	0	0	0	-	-	-	0	0	0	34
35 Malaria (110-117)	-	-	-	0	0	0	-	-	-	0	0	0	35
36 All other diseases classified as infective and parasitic (030-039, 041-044, 049, 052-054, 059-074, 081, 083, 086-096, 120-138)	150	82	68	3.8	2.9	5.9	-	-	-	0	0	0	36
37 Malignant neoplasms, including neoplasms of lymphatic and haematopoietic tissues (140-205)	4,088	2,932	1,156	103.9	105.1	101.1	14	11	3	99.3	97.3	107.1	37
38 Benign and unspecified neoplasms (210-239)	99	61	38	2.5	2.2	3.3	1	1	-	7.1	8.8	0	38
39 Diabetes mellitus (260)	449	284	165	11.4	10.2	14.4	1	1	-	7.1	8.8	0	39
40 Pellagra (281)	10	3	7	0.3	0.1	0.6	-	-	-	0	0	0	40
41 Anemias (290-293)	73	39	34	1.9	1.4	3.0	-	-	-	0	0	0	41
42 Vascular lesions affecting central nervous system (330-334)	5,504	3,186	2,318	139.9	114.2	202.8	29	24	5	205.7	212.4	178.6	42
43 Nonmeningococcal meningitis (340)	67	21	46	1.7	0.8	4.0	-	-	-	0	0	0	43
44 Rheumatic fever (400-402)	19	7	12	0.5	0.3	1.0	-	-	-	0	0	0	44
45 Heart diseases (410-443)	10,546	7,270	3,276	268.1	260.5	286.6	34	25	9	241.1	221.2	321.4	45
46 Hypertension without mention of heart (444-447)	395	176	219	10.0	6.3	19.2	1	1	-	7.1	8.8	0	46
47 Influenza and pneumonia (480-483, 490-493)	1,422	698	724	36.1	25.0	63.3	5	1	4	35.5	8.8	142.9	47
48 Bronchitis (500-502)	80	51	29	2.0	1.8	2.5	-	-	-	0	0	0	48
49 Ulcer of stomach and duodenum (540-541)	202	140	62	5.1	5.0	5.4	2	2	-	14.2	17.7	0	49
50 Appendicitis (550-553)	34	22	12	0.9	0.8	1.0	-	-	-	0	0	0	50
51 Intestinal obstruction and hernia (560, 561, 570)	168	102	66	4.3	3.7	5.8	1	1	-	7.1	8.8	0	51
52 Gastritis, duodenitis, enteritis and colitis (except diarrhea of the newborn) (543, 571, 572)	204	75	129	5.2	2.7	11.3	-	-	-	0	0	0	52
53 Cirrhosis of liver (581)	232	191	41	5.9	6.8	3.6	-	-	-	0	0	0	53
54 Nephritis and nephrosis (590-594)	526	237	289	13.4	8.5	25.3	1	1	-	7.1	8.8	0	54
55 Hyperplasia of prostate (610)	113	59	54	2.9	2.1	4.7	-	-	-	0	0	0	55
56 Complications of pregnancy, childbirth and the puerperium (640-652, 670-689)	64	16	48	1.6	0.6	4.2	4	1	3	28.4	8.8	107.1	56
57 Congenital malformations (750-759)	468	333	135	11.9	11.9	11.8	1	1	-	7.1	8.8	0	57
58 Birth injuries, postnatal asphyxia and atelectasis (760-762)	726	464	262	18.5	16.6	22.9	1	-	1	7.1	0	35.7	58
59 Infection of the newborn (763-768)	173	67	106	4.4	2.4	9.3	-	-	-	0	0	0	59
60 Other diseases peculiar to early infancy, and immaturity unqualified (769-776)	868	417	451	22.1	14.9	39.5	1	1	-	7.1	8.8	0	60
61 Senility, without mention of psychosis (794)	74	40	34	1.9	1.4	3.0	-	-	-	0	0	0	61
62 Ill-defined and unknown causes (780-793, 795)	323	129	194	8.2	4.6	17.0	-	-	-	0	0	0	62
63 Motor vehicle accidents (E810-E835)	968	732	236	24.6	26.2	20.6	3	3	-	21.3	26.5	0	63
64 All other accidents (E800-E802, E840-E962)	1,291	761	530	32.8	27.3	46.4	4	2	2	28.4	17.7	71.4	64
65 Suicide (E963, E970, E979)	337	302	35	8.6	10.8	3.1	-	-	-	0	0	0	65
66 Homicide (E964, E980-E985)	395	103	292	10.0	3.7	25.5	2	2	-	14.2	17.7	0	66
67 All other diseases (residual)	2,746	1,852	894	69.8	66.4	78.2	12	10	2	85.1	88.5	71.4	67

TABLE XIII VITAL STATISTICS, BY COUNTY, BY RACE, GEORGIA, 1958

ITEM	Atkinson						Bacon						
	Number			Rate or Ratio *			Number			Rate or Ratio *			
	Total	White	Non-White	Total	White	Non-White	Total	White	Non-White	Total	White	Non-White	
1 Estimated population	7,700	6,000	1,700				9,700	8,600	1,100				1
LIVE BIRTHS													
2 Total	196	114	82	25.5	19.0	48.2	200	164	36	20.6	19.1	32.7	2
3 Delivered in hospital	117	95	22	59.7%	83.3%	26.8%	181	162	19	90.5%	98.8%	52.8%	3
4 Delivered in home by physician	35	18	17	17.9%	15.8%	20.7%	1	1	0	0.5%	0%	2.8%	4
5 Delivered in home by midwife	43	1	42	21.9%	0.9%	51.2%	18	2	16	9.0%	1.2%	44.4%	5
6 Other deliveries	1	-	1	0.5%	0%	1.2%	-	-	-	0%	0%	0%	6
7 Immature births	26	14	12	132.7	122.8	146.3	18	11	7	90.0	67.1	194.4	7
8 Live births to un-wed mothers	20	8	12	102.0	70.2	146.3	9	3	6	45.0	18.3	166.7	8
FETAL DEATHS													
9 Total	8	5	3	40.8	43.9	36.6	1	-	1	5.0	0	27.8	9
10 Under 20 weeks gestation	2	2	-	10.2	17.5	0	1	-	1	5.0	0	27.8	10
11 20-27 weeks gestation	1	-	1	5.1	0	12.2	-	-	-	0	0	0	11
12 28 weeks and more	5	3	2	25.5	26.3	24.4	-	-	-	0	0	0	12
13 Unknown length of gestation	-	-	-	0	0	0	-	-	-	0	0	0	13
DEATHS													
14 Total, all ages	71	44	27	922.1	733.3	1588.2	7.7	6.5	12	792.8	755.8	1090.9	14
15 Under 1 year	8	1	7	40.8	8.8	85.4	8	7	1	40.0	42.7	27.8	15
16 Under 28 days	4	1	3	20.4	8.8	36.6	4	3	1	20.0	18.3	27.8	16
17 Deaths from immaturity	2	1	1	10.2	8.8	12.2	2	2	-	10.0	12.2	0	17
18 1-4 years **	3	1	2	-	-	-	1	-	1	-	-	-	18
19 Maternal deaths	-	-	-	0	0	0	-	-	-	0	0	0	19
CAUSE OF DEATH													
20 Tuberculosis, all forms (001-019)	1	1	-	13.0	16.7	0	-	-	-	0	0	0	20
21 Syphilis and its sequelae (020-029)	-	-	-	0	0	0	-	-	-	0	0	0	21
22 Typhoid fever (040)	-	-	-	0	0	0	-	-	-	0	0	0	22
23 Dysentery, all forms (045-048)	-	-	-	0	0	0	-	-	-	0	0	0	23
24 Scarlet fever (050)	-	-	-	0	0	0	-	-	-	0	0	0	24
25 Streptococcal sore throat (051)	-	-	-	0	0	0	-	-	-	0	0	0	25
26 Diphtheria (055)	-	-	-	0	0	0	-	-	-	0	0	0	26
27 Whooping cough (056)	-	-	-	0	0	0	-	-	-	0	0	0	27
28 Meningococcal infections (057)	-	-	-	0	0	0	-	-	-	0	0	0	28
29 Acute poliomyelitis (080)	-	-	-	0	0	0	-	-	-	0	0	0	29
30 Acute infectious encephalitis (082)	-	-	-	0	0	0	-	-	-	0	0	0	30
31 Smallpox (084)	-	-	-	0	0	0	-	-	-	0	0	0	31
32 Measles (085)	-	-	-	0	0	0	-	-	-	0	0	0	32
33 Typhus and other rickettsial diseases (100-103, 105-108)	-	-	-	0	0	0	-	-	-	0	0	0	33
34 Rocky Mountain spotted fever (104)	-	-	-	0	0	0	-	-	-	0	0	0	34
35 Malaria (110-117)	-	-	-	0	0	0	-	-	-	0	0	0	35
36 All other diseases classified as infective and parasitic (030-039, 041-044, 049, 052-054, 059-074, 081, 083, 086-096, 120-138)	-	-	-	0	0	0	-	-	-	0	0	0	36
37 Malignant neoplasms, including neoplasms of lymphatic and haematopoietic tissues (140-205)	9	9	-	116.9	150.0	0	3	2	1	30.9	23.3	90.9	37
38 Benign and unspecified neoplasms (210-239)	-	-	-	0	0	0	-	-	-	0	0	0	38
39 Diabetes mellitus (260)	-	-	-	0	0	0	-	-	-	0	0	0	39
40 Pellagra (281)	-	-	-	0	0	0	-	-	-	0	0	0	40
41 Anemias (290-293)	-	-	-	0	0	0	-	-	-	0	0	0	41
42 Vascular lesions affecting central nervous system (330-334)	16	9	7	207.8	150.0	411.8	9	8	1	92.8	93.0	90.9	42
43 Nonmeningococcal meningitis (340)	-	-	-	0	0	0	-	-	-	0	0	0	43
44 Rheumatic fever (400-402)	-	-	-	0	0	0	-	-	-	0	0	0	44
45 Heart diseases (410-443)	20	14	6	259.7	233.3	352.9	34	29	5	350.5	337.2	454.5	45
46 Hypertension without mention of heart (444-447)	-	-	-	0	0	0	1	1	-	10.3	11.6	0	46
47 Influenza and pneumonia (480-483, 490-493)	5	2	3	64.9	33.3	176.5	5	4	1	51.5	46.5	90.9	47
48 Bronchitis (500-502)	-	-	-	0	0	0	-	-	-	0	0	0	48
49 Ulcer of stomach and duodenum (540-541)	-	-	-	0	0	0	-	-	-	0	0	0	49
50 Appendicitis (550-553)	-	-	-	0	0	0	-	-	-	0	0	0	50
51 Intestinal obstruction and hernia (560, 561, 570)	-	-	-	0	0	0	3	2	1	30.9	23.3	90.9	51
52 Gastritis, duodenitis, enteritis and colitis (except diarrhea of the newborn) (543, 571, 572)	2	-	2	26.0	0	117.6	-	-	-	0	0	0	52
53 Cirrhosis of liver (581)	-	-	-	0	0	0	-	-	-	0	0	0	53
54 Nephritis and nephrosis (590-594)	-	-	-	0	0	0	1	1	-	10.3	11.6	0	54
55 Hyperplasia of prostate (610)	1	1	-	13.0	16.7	0	1	1	-	10.3	11.6	0	55
56 Complications of pregnancy, childbirth and the puerperium (640-652, 670-689)	-	-	-	0	0	0	-	-	-	0	0	0	56
57 Congenital malformations (750-759)	2	-	2	26.0	0	117.6	1	1	-	10.3	11.6	0	57
58 Birth injuries, postnatal asphyxia and electrocution (760-762)	-	-	-	0	0	0	1	-	1	10.3	0	90.9	58
59 Infection of the newborn (763-768)	-	-	-	0	0	0	-	-	-	0	0	0	59
60 Other diseases peculiar to early infancy, and immaturity unqualified (769-776)	3	1	2	39.0	16.7	117.6	2	2	-	20.6	23.3	0	60
61 Senility, without mention of psychosis (794)	-	-	-	0	0	0	1	1	-	10.3	11.6	0	61
62 Ill-defined and unknown causes (780-793, 795)	1	-	1	13.0	0	58.8	-	-	-	0	0	0	62
63 Motor vehicle accidents (E810-E835)	3	3	-	39.0	50.0	0	-	-	-	0	0	0	63
64 All other accidents (E800-E802, E840-E962)	3	1	2	39.0	16.7	117.6	4	3	1	41.2	34.9	90.9	64
65 Suicide (E963, E970, E979)	-	-	-	0	0	0	1	1	-	10.3	11.6	0	65
66 Homicide (E964, E980-E985)	-	-	-	0	0	0	2	1	1	20.6	11.6	90.9	66
67 All other diseases (residual)	5	3	2	64.9	50.0	117.6	8	8	-	82.5	93.0	0	67

16 TABLE XIII VITAL STATISTICS, BY COUNTY, BY RACE, GEORGIA, 1958

ITEM	Baker						Baldwin						
	Number			Rate or Ratio *			Number			Rate or Ratio *			
	Total	White	Non-White	Total	White	Non-White	Total	White	Non-White	Total	White	Non-White	
1 Estimated population	5,200	1,900	3,300				21,700	13,900	7,800				1
LIVE BIRTHS													
2 Total	119	29	90	22.9	15.3	27.3	525	245	280	24.2	17.6	35.9	2
3 Delivered in hospital	69	29	40	58.0%	100.0%	44.4%	350	240	110	66.7%	98.0%	39.3%	3
4 Delivered in home by physician	4	-	4	3.4%	0%	4.4%	12	2	10	2.3%	0.8%	3.6%	4
5 Delivered in home by midwife	46	-	46	38.7%	0%	51.1%	163	3	160	31.0%	1.2%	57.1%	5
6 Other deliveries	-	-	-	0%	0%	0%	-	-	-	0%	0%	0%	6
7 Immature births	13	1	12	109.2	34.5	133.3	61	20	41	116.2	81.6	146.4	7
8 Live births to un-wed mothers	19	1	18	159.7	34.5	200.0	69	3	66	131.4	17.2	235.7	8
FETAL DEATHS													
9 Total	2	1	1	16.8	34.5	11.1	12	5	7	22.9	20.4	25.0	9
10 Under 20 weeks gestation	1	-	1	8.4	0	11.1	4	2	2	7.6	8.2	7.1	10
11 20-27 weeks gestation	-	-	-	0	0	0	3	1	2	5.7	4.1	7.1	11
12 28 weeks and more	1	1	-	8.4	34.5	0	5	2	3	9.5	8.2	10.7	12
13 Unknown length of gestation	-	-	-	0	0	0	-	-	-	0	0	0	13
DEATHS													
14 Total, all ages	31	14	17	596.2	736.8	515.2	212	100	112	977.0	719.4	1435.9	14
15 Under 1 year	4	-	4	33.6	0	44.4	18	6	12	34.4	24.5	47.9	15
16 Under 28 days	3	-	3	25.2	0	33.3	11	5	6	21.0	20.4	21.4	16
17 Deaths from immaturity	2	-	2	16.8	0	22.2	2	1	1	3.8	4.1	3.6	17
18 1-4 years **	-	-	-	0	0	0	5	2	3	14.5	17.2	18.2	18
19 Maternal deaths	-	-	-	0	0	0	1	-	1	19.0	0	35.7	19
CAUSE OF DEATH													
20 Tuberculosis, all forms (001-019)	-	-	-	0	0	0	2	1	1	9.2	7.2	12.8	20
21 Syphilis and its sequelae (020-029)	-	-	-	0	0	0	-	-	-	0	0	0	21
22 Typhoid fever (040)	-	-	-	0	0	0	-	-	-	0	0	0	22
23 Dysentery, all forms (045-048)	-	-	-	0	0	0	-	-	-	0	0	0	23
24 Scarlet fever (050)	-	-	-	0	0	0	-	-	-	0	0	0	24
25 Streptococcal sore throat (051)	-	-	-	0	0	0	-	-	-	0	0	0	25
26 Diphtheria (055)	-	-	-	0	0	0	-	-	-	0	0	0	26
27 Whooping cough (056)	-	-	-	0	0	0	-	-	-	0	0	0	27
28 Meningococcal infections (057)	-	-	-	0	0	0	-	-	-	0	0	0	28
29 Acute poliomyelitis (080)	-	-	-	0	0	0	-	-	-	0	0	0	29
30 Acute infectious encephalitis (082)	-	-	-	0	0	0	-	-	-	0	0	0	30
31 Smallpox (084)	-	-	-	0	0	0	-	-	-	0	0	0	31
32 Measles (085)	-	-	-	0	0	0	-	-	-	0	0	0	32
33 Typhus and other rickettsial diseases (100-103, 105-108)	-	-	-	0	0	0	-	-	-	0	0	0	33
34 Rocky Mountain spotted fever (104)	-	-	-	0	0	0	-	-	-	0	0	0	34
35 Malaria (110-117)	-	-	-	0	0	0	-	-	-	0	0	0	35
36 All other diseases classified as infective and parasitic (030-039, 041-044, 049, 052-054, 059-074, 081, 083, 086-096, 120-138)	-	-	-	0	0	0	-	-	-	0	0	0	36
37 Malignant neoplasms, including neoplasms of lymphatic and haematopoietic tissues (140-205)	5	3	2	96.2	157.9	60.6	22	12	10	101.4	86.3	128.2	37
38 Benign and unspecified neoplasms (210-239)	-	-	-	0	0	0	-	-	-	0	0	0	38
39 Diabetes mellitus (260)	1	1	1	19.2	0	30.3	-	-	-	0	0	0	39
40 Pellagra (281)	-	-	-	0	0	0	-	-	-	0	0	0	40
41 Anemias (290-293)	-	-	-	0	0	0	-	-	-	0	0	0	41
42 Vascular lesions affecting central nervous system (330-334)	4	2	2	76.9	105.3	60.6	41	18	23	188.9	129.5	294.9	42
43 Nonmeningococcal meningitis (340)	-	-	-	0	0	0	-	-	-	0	0	0	43
44 Rheumatic fever (400-402)	-	-	-	0	0	0	-	-	-	0	0	0	44
45 Heart diseases (410-443)	15	8	7	288.5	421.1	212.1	77	41	36	354.8	295.0	461.5	45
46 Hypertension without mention of heart (444-447)	-	-	-	0	0	0	1	1	-	4.6	7.2	0	46
47 Influenza and pneumonia (480-483, 490-493)	1	1	1	19.2	0	30.3	9	1	8	41.5	7.2	102.6	47
48 Bronchitis (500-502)	-	-	-	0	0	0	1	-	1	4.6	0	12.8	48
49 Ulcer of stomach and duodenum (540-541)	-	-	-	0	0	0	-	-	-	0	0	0	49
50 Appendicitis (550-553)	-	-	-	0	0	0	-	-	-	0	0	0	50
51 Intestinal obstruction and hernia (560, 561, 570)	-	-	-	0	0	0	-	-	-	0	0	0	51
52 Gastritis, duodenitis, enteritis and colitis (except diarrhea of the newborn) (543, 571, 572)	-	-	-	0	0	0	3	1	3	13.8	7.2	38.5	52
53 Cirrhosis of liver (581)	-	-	-	0	0	0	1	1	-	4.6	7.2	0	53
54 Nephritis and nephrosis (590-594)	-	-	-	0	0	0	5	-	5	23.0	0	64.1	54
55 Hyperplasia of prostate (610)	-	-	-	0	0	0	1	-	1	4.6	0	12.8	55
56 Complications of pregnancy, childbirth and the puerperium (640-652, 670-689)	-	-	-	0	0	0	1	-	1	4.6	0	12.8	56
57 Congenital malformations (750-759)	-	-	-	0	0	0	4	4	-	18.4	28.8	0	57
58 Birth injuries, postnatal asphyxia and atelectasis (760-762)	1	1	1	19.2	0	30.3	7	4	3	32.3	28.8	38.5	58
59 Infection of the newborn (763-768)	-	-	-	0	0	0	1	-	1	4.6	0	12.8	59
60 Other diseases peculiar to early infancy, and immaturity unqualified (769-776)	2	-	2	38.5	0	60.6	3	1	2	13.8	7.2	25.6	60
61 Senility, without mention of psychosis (794)	1	1	-	19.2	52.6	0	-	-	-	0	0	0	61
62 Ill-defined and unknown causes (780-793, 795)	-	-	-	0	0	0	1	1	-	4.6	7.2	0	62
63 Motor vehicle accidents (E810-E835)	-	-	-	0	0	0	3	1	2	13.8	7.2	25.6	63
64 All other accidents (E800-E802, E840-E962)	-	-	-	0	0	0	4	2	2	18.4	14.4	25.6	64
65 Suicide (E963, E970, E979)	-	-	-	0	0	0	3	2	1	13.8	14.4	12.8	65
66 Homicide (E964, E980-E985)	1	1	1	19.2	0	30.3	6	1	5	27.6	7.2	64.1	66
67 All other diseases (residual)	-	-	-	0	0	0	16	9	7	73.7	64.7	89.7	67

TABLE XIII VITAL STATISTICS, BY COUNTY, BY RACE, GEORGIA, 1958

ITEM	Banks						Barrow						
	Number			Rate or Ratio *			Number			Rate or Ratio *			
	Total	White	Non-White	Total	White	Non-White	Total	White	Non-White	Total	White	Non-White	
1 Estimated population	5,900	5,600	300				13,500	11,000	2,500				1
LIVE BIRTHS													
2 Total	114	99	15	19.3	17.7	50.0	314	232	82	23.3	21.1	32.8	2
3 Delivered in hospital	108	96	12	94.7%	97.0%	80.0%	294	231	63	93.6%	99.6%	76.8%	3
4 Delivered in home by physician	2	1	1	1.8%	1.0%	6.7%	2	1	1	0.6%	0.4%	1.2%	4
5 Delivered in home by midwife	4	2	2	3.5%	2.0%	13.3%	18	18	5.7%	0%	22.0%	5	
6 Other deliveries	-	-	-	0%	0%	0%	-	-	-	0%	0%	0%	6
7 Immature births	13	11	2	114.0	111.1	133.3	30	20	10	95.5	86.2	122.0	7
8 Live births to un-wed mothers	7	4	3	61.4	40.4	200.0	22	4	18	70.1	17.2	219.5	8
FETAL DEATHS													
9 Total	1	1	-	8.8	10.1	0	9	8	1	28.7	34.5	12.2	9
10 Under 20 weeks gestation	-	-	-	0	0	0	4	4	-	12.7	17.2	0	10
11 20-27 weeks gestation	-	-	-	0	0	0	1	1	-	3.2	4.3	0	11
12 28 weeks and more	1	1	-	8.8	10.1	0	4	3	1	12.7	12.9	12.2	12
13 Unknown length of gestation	-	-	-	0	0	0	-	-	-	0	0	0	13
DEATHS													
14 Total, all ages	46	44	2	779.7	785.7	666.7	107	94	13	792.6	854.5	520.0	14
15 Under 1 year	5	5	-	43.9	50.5	0	8	6	2	25.5	25.9	24.4	15
16 Under 28 days	5	5	-	43.9	50.5	0	4	4	-	12.7	17.2	0	16
17 Deaths from immaturity	1	1	-	8.8	10.1	0	1	1	-	3.2	4.3	0	17
18 1-4 years -	-	-	-	-	-	-	1	-	1	-	-	-	18
19 Maternal deaths	-	-	-	0	0	0	-	-	-	0	0	0	19
CAUSE OF DEATH													
20 Tuberculosis, all forms (001-019)	-	-	-	0	0	0	1	1	-	7.4	9.1	0	20
21 Syphilis and its sequelae (020-029)	-	-	-	0	0	0	-	-	-	0	0	0	21
22 Typhoid fever (040)	-	-	-	0	0	0	-	-	-	0	0	0	22
23 Dysentery, all forms (045-048)	-	-	-	0	0	0	-	-	-	0	0	0	23
24 Scarlet fever (050)	-	-	-	0	0	0	-	-	-	0	0	0	24
25 Streptococcal sore throat (051)	-	-	-	0	0	0	-	-	-	0	0	0	25
26 Diphtheria (055)	-	-	-	0	0	0	-	-	-	0	0	0	26
27 Whooping cough (056)	-	-	-	0	0	0	-	-	-	0	0	0	27
28 Meningococcal infections (057)	-	-	-	0	0	0	-	-	-	0	0	0	28
29 Acute poliomyelitis (080)	-	-	-	0	0	0	-	-	-	0	0	0	29
30 Acute infectious encephalitis (082)	-	-	-	0	0	0	-	-	-	0	0	0	30
31 Smallpox (084)	-	-	-	0	0	0	-	-	-	0	0	0	31
32 Measles (085)	-	-	-	0	0	0	-	-	-	0	0	0	32
33 Typhus and other rickettsial diseases (100-103, 105-108)	-	-	-	0	0	0	-	-	-	0	0	0	33
34 Rocky Mountain spotted fever (104)	-	-	-	0	0	0	-	-	-	0	0	0	34
35 Malaria (110-117)	-	-	-	0	0	0	-	-	-	0	0	0	35
36 All other diseases classified as infective and parasitic (030-039, 041-044, 049, 052-054, 059-074, 081, 083, 086-096, 120-138)	-	-	-	0	0	0	1	1	-	7.4	9.1	0	36
37 Malignant neoplasms, including neoplasms of lymphatic and haematopoietic tissues (140-205)	6	5	1	101.7	89.3	333.3	12	12	-	88.9	109.1	0	37
38 Benign and unspecified neoplasms (210-239)	-	-	-	0	0	0	-	-	-	0	0	0	38
39 Diabetes mellitus (260)	3	3	-	50.8	53.6	0	1	1	-	7.4	9.1	0	39
40 Pellagra (281)	-	-	-	0	0	0	-	-	-	0	0	0	40
41 Anemias (290-293)	-	-	-	0	0	0	1	-	1	7.4	0	40.0	41
42 Vascular lesions affecting central nervous system (330-334)	8	8	-	135.6	142.9	0	21	18	3	155.6	163.6	120.0	42
43 Nonmeningococcal meningitis (340)	-	-	-	0	0	0	-	-	-	0	0	0	43
44 Rheumatic fever (400-402)	1	-	1	16.9	0	333.3	-	-	-	0	0	0	44
45 Heart diseases (410-443)	12	12	-	203.4	214.3	0	37	31	6	274.1	281.8	240.0	45
46 Hypertension without mention of heart (444-447)	-	-	-	0	0	0	-	-	-	0	0	0	46
47 Influenza and pneumonia (480-483, 490-493)	3	3	-	50.8	53.6	0	5	3	2	37.0	27.3	80.0	47
48 Bronchitis (500-502)	-	-	-	0	0	0	-	-	-	0	0	0	48
49 Ulcer of stomach and duodenum (540-541)	-	-	-	0	0	0	-	-	-	0	0	0	49
50 Appendicitis (550-553)	-	-	-	0	0	0	-	-	-	0	0	0	50
51 Intestinal obstruction and hernia (560, 561, 570)	-	-	-	0	0	0	1	1	-	7.4	9.1	0	51
52 Gastritis, duodenitis, enteritis and colitis (except diarrhea of the newborn) (543, 571, 572)	-	-	-	0	0	0	-	-	-	0	0	0	52
53 Cirrhosis of liver (581)	-	-	-	0	0	0	1	1	-	7.4	9.1	0	53
54 Nephritis and nephrosis (590-594)	-	-	-	0	0	0	-	-	-	0	0	0	54
55 Hyperplasia of prostate (610)	-	-	-	0	0	0	1	1	-	7.4	9.1	0	55
56 Complications of pregnancy, childbirth and the puerperium (640-652, 670-689)	-	-	-	0	0	0	-	-	-	0	0	0	56
57 Congenital malformations (750-759)	1	1	-	16.9	17.9	0	1	1	-	7.4	9.1	0	57
58 Birth injuries, postnatal asphyxia and atelectasis (760-762)	2	2	-	33.9	35.7	0	2	2	-	14.8	18.2	0	58
59 Infection of the newborn (763-768)	1	1	-	16.9	17.9	0	-	-	-	0	0	0	59
60 Other diseases peculiar to early infancy, and immaturity unqualified (769-776)	1	1	-	16.9	17.9	0	2	2	-	14.8	18.2	0	60
61 Senility, without mention of psychosis (794)	-	-	-	0	0	0	1	1	-	7.4	9.1	0	61
62 Ill-defined and unknown causes (780-793, 795)	-	-	-	0	0	0	1	1	-	7.4	9.1	0	62
63 Motor vehicle accidents (E810-E835)	2	2	-	33.9	35.7	0	2	2	-	14.8	18.2	0	63
64 All other accidents (E800-E802, E840-E962)	3	3	-	50.8	53.6	0	4	4	-	29.6	36.4	0	64
65 Suicide (E963, E970, E979)	-	-	-	0	0	0	2	2	-	14.8	18.2	0	65
66 Homicide (E964, E980-E985)	-	-	-	0	0	0	1	1	-	7.4	9.1	0	66
67 All other diseases (residual)	3	3	-	50.8	53.6	0	9	8	1	66.7	72.7	40.0	67

TABLE XIII VITAL STATISTICS, BY COUNTY, BY RACE, GEORGIA, 1958

ITEM	Bartow						Ben Hill						
	Number			Rate or Ratio *			Number			Rate or Ratio *			
	Total	White	Non-White	Total	White	Non-White	Total	White	Non-White	Total	White	Non-White	
1 Estimated population	29,400	25,200	4,200				15,400	10,400	5,000				1
LIVE BIRTHS													
2 Total	615	491	124	20.9	19.5	29.5	301	159	142	19.5	15.3	28.4	2
3 Delivered in hospital	594	482	112	96.6%	98.2%	90.3%	230	157	73	76.4%	98.7%	51.4%	3
4 Delivered in home by physician	5	4	1	0.8%	0.8%	0.8%	1	1	-	0.3%	0.6%	0.8%	4
5 Delivered in home by midwife	16	5	11	2.6%	1.0%	8.9%	70	1	69	23.3%	0.6%	48.6%	5
6 Other deliveries	-	-	-	0%	0%	0%	-	-	-	0%	0%	0%	6
7 Immature births	53	34	19	86.2	69.2	153.2	27	13	14	89.7	81.8	98.6	7
8 Live births to un-wed mothers	28	8	20	45.5	16.3	161.3	46	5	41	152.8	31.4	288.7	8
FETAL DEATHS													
9 Total	21	15	6	34.1	30.5	48.4	12	7	5	39.9	44.0	35.2	9
10 Under 20 weeks gestation	11	11	-	17.9	22.4	0	4	2	2	13.3	12.6	14.1	10
11 20-27 weeks gestation	3	-	3	4.9	0	24.2	1	-	1	3.3	0	7.0	11
12 28 weeks and more	7	4	3	11.4	8.1	24.2	7	5	2	23.3	31.4	14.1	12
13 Unknown length of gestation	-	-	-	0	0	0	-	-	-	0	0	0	13
DEATHS													
14 Total, all ages	222	178	44	755.1	706.3	1047.6	161	108	53	1045.5	1038.5	1060.0	14
15 Under 1 year	23	19	4	37.4	38.7	32.3	8	4	4	26.6	25.2	28.2	15
16 Under 28 days	15	13	2	24.4	26.5	16.1	5	2	3	16.6	12.6	21.1	16
17 Deaths from immaturity	6	4	2	9.8	8.1	16.1	1	1	-	3.3	6.3	0	17
18 1-4 years	3	2	1	-	-	-	2	1	1	-	-	-	18
19 Maternal deaths	-	-	-	0	0	0	-	-	-	0	0	0	19
CAUSE OF DEATH													
20 Tuberculosis, all forms (001-019)	2	2	-	6.8	7.9	0	2	2	-	13.0	19.2	0	20
21 Syphilis and its sequelae (020-029)	-	-	-	0	0	0	-	-	-	0	0	0	21
22 Typhoid fever (040)	-	-	-	0	0	0	-	-	-	0	0	0	22
23 Dysentery, all forms (045-048)	-	-	-	0	0	0	-	-	-	0	0	0	23
24 Scarlet fever (050)	-	-	-	0	0	0	-	-	-	0	0	0	24
25 Streptococcal sore throat (051)	-	-	-	0	0	0	-	-	-	0	0	0	25
26 Diphtheria (055)	-	-	-	0	0	0	-	-	-	0	0	0	26
27 Whooping cough (056)	-	-	-	0	0	0	-	-	-	0	0	0	27
28 Meningococcal infections (057)	-	-	-	0	0	0	-	-	-	0	0	0	28
29 Acute poliomyelitis (080)	-	-	-	0	0	0	-	-	-	0	0	0	29
30 Acute infectious encephalitis (082)	-	-	-	0	0	0	-	-	-	0	0	0	30
31 Smallpox (084)	-	-	-	0	0	0	-	-	-	0	0	0	31
32 Measles (085)	-	-	-	0	0	0	-	-	-	0	0	0	32
33 Typhus and other rickettsial diseases (100-103, 105-108)	-	-	-	0	0	0	-	-	-	0	0	0	33
34 Rocky Mountain spotted fever (104)	-	-	-	0	0	0	-	-	-	0	0	0	34
35 Malaria (110-117)	-	-	-	0	0	0	-	-	-	0	0	0	35
36 All other diseases classified as infective and parasitic (030-039, 041-044, 049, 052-054, 059-074, 081, 083, 086-096, 120-138)	2	1	1	6.8	4.0	23.8	-	-	-	0	0	0	36
37 Malignant neoplasms, including neoplasms of lymphatic and haematopoietic tissues (140-205)	27	22	5	91.8	87.3	119.0	22	16	6	142.9	153.8	120.0	37
38 Benign and unspecified neoplasms (210-239)	-	-	-	0	0	0	1	-	1	6.5	0	20.0	38
39 Diabetes mellitus (260)	1	1	-	3.4	4.0	0	5	2	3	32.5	19.2	60.0	39
40 Pellagra (281)	-	-	-	0	0	0	-	-	-	0	0	0	40
41 Anemias (290-293)	-	-	-	0	0	0	1	-	1	6.5	0	20.0	41
42 Vascular lesions affecting central nervous system (330-334)	43	30	13	146.3	119.0	309.5	36	21	15	233.8	201.9	300.0	42
43 Nonmeningococcal meningitis (340)	-	-	-	0	0	0	-	-	-	0	0	0	43
44 Rheumatic fever (400-402)	-	-	-	0	0	0	-	-	-	0	0	0	44
45 Heart diseases (410-443)	59	52	7	200.7	206.3	166.7	39	28	11	253.2	269.2	220.0	45
46 Hypertension without mention of heart (444-447)	8	6	2	27.2	23.8	47.6	2	1	1	13.0	9.6	20.0	46
47 Influenza and pneumonia (480-483, 490-493)	13	11	2	44.2	43.7	47.6	6	4	2	39.0	38.5	40.0	47
48 Bronchitis (500-502)	-	-	-	0	0	0	-	-	-	0	0	0	48
49 Ulcer of stomach and duodenum (540-541)	1	1	-	3.4	4.0	0	-	-	-	0	0	0	49
50 Appendicitis (550-553)	-	-	-	0	0	0	-	-	-	0	0	0	50
51 Intestinal obstruction and hernia (560, 561, 570)	3	3	-	10.2	11.9	0	-	-	-	0	0	0	51
52 Gastritis, duodenitis, enteritis and colitis (except diarrhea of the newborn) (543, 571, 572)	3	2	1	10.2	7.9	23.8	1	1	-	6.5	9.6	0	52
53 Cirrhosis of liver (581)	3	3	-	10.2	11.9	0	-	-	-	0	0	0	53
54 Nephritis and nephrosis (590-594)	2	-	2	6.8	0	47.6	-	-	-	0	0	0	54
55 Hyperplasia of prostate (610)	-	-	-	0	0	0	2	2	-	13.0	19.2	0	55
56 Complications of pregnancy, childbirth and the puerperium (640-652, 670-689)	-	-	-	0	0	0	2	-	-	0	0	0	56
57 Congenital malformations (750-759)	-	-	-	0	0	0	1	1	1	13.0	9.6	20.0	57
58 Birth injuries, postnatal asphyxia and atelectasis (760-762)	4	4	-	13.6	15.9	0	3	1	2	19.5	9.6	40.0	58
59 Infection of the newborn (763-768)	1	1	-	3.4	4.0	0	-	-	-	0	0	0	59
60 Other diseases peculiar to early infancy, and immaturity unqualified (769-776)	8	6	2	27.2	23.8	47.6	1	1	1	6.5	9.6	0	60
61 Senility, without mention of psychosis (794)	1	1	-	3.4	4.0	0	2	1	1	13.0	9.6	20.0	61
62 Ill-defined and unknown causes (780-793, 795)	2	2	-	6.8	7.9	0	1	1	-	6.5	9.6	0	62
63 Motor vehicle accidents (E810-E835)	4	4	-	13.6	15.9	0	3	2	1	19.5	19.2	20.0	63
64 All other accidents (E800-E802, E840-E962)	13	10	3	44.2	39.7	71.4	12	9	3	77.9	86.5	60.0	64
65 Suicide (E963, E970, E979)	-	-	-	0	0	0	3	3	-	19.5	28.8	0	65
66 Homicide (E964, E980-E985)	2	-	2	6.8	0	47.6	2	-	2	13.0	0	40.0	66
67 All other diseases (residual)	20	16	4	68.0	63.5	95.2	15	12	3	97.4	115.4	60.0	67

TABLE XIII VITAL STATISTICS, BY COUNTY, BY RACE, GEORGIA, 1958

ITEM	Berrien						Bibb						
	Number			Rate or Ratio *			Number			Rate or Ratio *			
	Total	White	Non-White	Total	White	Non-White	Total	White	Non-White	Total	White	Non-White	
1 Estimated population	13,400	11,600	1,800				142,000	94,700	47,300				1
LIVE BIRTHS													
2 Total	288	225	63	21.5	19.4	35.0	3,590	2,117	1,473	25.3	22.4	31.1	2
3 Delivered in hospital	269	223	46	93.4%	99.1%	73.0%	3,562	2,114	1,448	99.2%	99.9%	98.3%	3
4 Delivered in home by physician	2	2	-	0.7%	0.9%	0%	19	2	17	0.5%	0.1%	1.2%	4
5 Delivered in home by midwife	13	-	13	4.5%	0%	20.6%	9	1	8	0.3%	0.0%	0.5%	5
6 Other deliveries	4	-	4	1.4%	0%	6.3%	-	-	-	0%	0%	0%	6
7 Immature births	18	12	6	62.5	53.3	95.2	367	164	203	102.2	77.5	137.8	7
8 Live births to un-wed mothers	11	2	9	38.2	8.9	142.9	386	31	355	107.5	14.6	241.0	8
FETAL DEATHS													
9 Total	3	1	2	10.4	4.4	31.7	127	66	61	35.4	31.2	41.4	9
10 Under 20 weeks gestation	1	1	-	3.5	4.4	0	45	23	22	12.5	10.9	14.9	10
11 20-27 weeks gestation	1	-	1	3.5	0	15.9	26	16	10	7.2	7.6	6.8	11
12 28 weeks and more	1	-	1	3.5	0	15.9	54	26	28	15.0	12.3	19.0	12
13 Unknown length of gestation	-	-	-	0	0	0	2	1	1	0.6	0.5	0.7	13
DEATHS													
14 Total, all ages	90	75	15	671.6	646.6	833.3	1,272	730	542	895.8	770.9	1145.9	14
15 Under 1 year	8	4	4	27.8	17.8	63.5	116	54	62	32.3	25.5	42.1	15
16 Under 28 days	7	4	3	24.3	17.8	47.6	81	47	34	22.6	22.2	23.1	16
17 Deaths from immaturity	3	-	3	10.4	0	47.6	18	7	11	5.0	3.3	7.5	17
18 1-4 years **	2	2	-	-	-	-	15	12	3	-	-	-	18
19 Maternal deaths	-	-	-	0	0	0	1	1	-	2.8	4.7	0	19
CAUSE OF DEATH													
20 Tuberculosis, all forms (001-019)	-	-	-	0	0	0	14	6	8	9.9	6.3	16.9	20
21 Syphilis and its sequelae (020-029)	-	-	-	0	0	0	9	2	7	6.3	2.1	14.8	21
22 Typhoid fever (040)	-	-	-	0	0	0	-	-	-	0	0	0	22
23 Dysentery, all forms (045-048)	-	-	-	0	0	0	-	-	-	0	0	0	23
24 Scarlet fever (050)	-	-	-	0	0	0	-	-	-	0	0	0	24
25 Streptococcal sore throat (051)	-	-	-	0	0	0	-	-	-	0	0	0	25
26 Diphtheria (055)	-	-	-	0	0	0	-	-	-	0	0	0	26
27 Whooping cough (056)	-	-	-	0	0	0	-	-	-	0	0	0	27
28 Meningococcal infections (057)	-	-	-	0	0	0	2	2	-	1.4	2.1	0	28
29 Acute poliomyelitis (080)	-	-	-	0	0	0	-	-	-	0	0	0	29
30 Acute infectious encephalitis (082)	-	-	-	0	0	0	1	-	1	0.7	0	2.1	30
31 Smallpox (084)	-	-	-	0	0	0	-	-	-	0	0	0	31
32 Measles (085)	-	-	-	0	0	0	-	-	-	0	0	0	32
33 Typhus and other rickettsial diseases (100-103, 105-108)	-	-	-	0	0	0	-	-	-	0	0	0	33
34 Rocky Mountain spotted fever (104)	-	-	-	0	0	0	-	-	-	0	0	0	34
35 Malaria (110-117)	-	-	-	0	0	0	-	-	-	0	0	0	35
36 All other diseases classified as infective and parasitic (030-039, 041-044, 049, 052-054, 059-074, 081, 083, 086-096, 120-138)	1	1	-	7.5	8.6	0	5	1	4	3.5	1.1	8.5	36
37 Malignant neoplasms, including neoplasms of lymphatic and haematopoietic tissues (140-205)	7	6	1	52.2	51.7	55.6	183	110	73	128.9	116.2	154.3	37
38 Benign and unspecified neoplasms (210-239)	-	-	-	0	0	0	4	3	1	2.8	3.2	2.1	38
39 Diabetes mellitus (260)	1	1	-	7.5	8.6	0	15	9	6	10.6	9.5	12.7	39
40 Pellagra (281)	-	-	-	0	0	0	2	-	2	1.4	0	4.2	40
41 Anemias (290-293)	-	-	-	0	0	0	2	1	1	1.4	1.1	2.1	41
42 Vascular lesions affecting central nervous system (330-334)	11	9	2	82.1	77.6	111.1	197	104	93	138.7	109.8	196.6	42
43 Nonmeningococcal meningitis (340)	-	-	-	0	0	0	5	1	4	3.5	1.1	8.5	43
44 Rheumatic fever (400-402)	-	-	-	0	0	0	-	-	-	0	0	0	44
45 Heart diseases (410-443)	34	31	3	253.7	267.2	166.7	387	239	148	272.5	252.4	312.9	45
46 Hypertension without mention of heart (444-447)	1	1	-	7.5	8.6	0	14	5	9	9.9	5.3	19.0	46
47 Influenza and pneumonia (480-483, 490-493)	4	4	-	29.9	34.5	0	38	17	21	26.8	18.0	44.4	47
48 Bronchitis (500-502)	-	-	-	0	0	0	2	1	1	1.4	1.1	2.1	48
49 Ulcer of stomach and duodenum (540-541)	-	-	-	0	0	0	4	3	1	2.8	3.2	2.1	49
50 Appendicitis (550-553)	-	-	-	0	0	0	1	1	-	0.7	1.1	0	50
51 Intestinal obstruction and hernia (560, 561, 570)	1	1	-	7.5	8.6	0	6	2	4	4.2	2.1	8.5	51
52 Gastritis, duodenitis, enteritis and colitis (except diarrhea of the newborn) (543, 571, 572)	-	-	-	0	0	0	9	3	6	6.3	3.2	12.7	52
53 Cirrhosis of liver (581)	2	2	-	14.9	17.2	0	10	9	1	7.0	9.5	2.1	53
54 Nephritis and nephrosis (590-594)	2	1	1	14.9	8.6	55.6	21	6	13	14.8	6.3	31.7	54
55 Hyperplasia of prostate (610)	-	-	-	0	0	0	6	-	6	4.2	0	12.7	55
56 Complications of pregnancy, childbirth and the puerperium (640-652, 670-689)	-	-	-	0	0	0	1	1	-	0.7	1.1	0	56
57 Congenital malformations (750-759)	2	2	-	14.9	17.2	0	20	11	9	14.1	11.6	19.0	57
58 Birth injuries, postnatal asphyxia and oleletasia (760-762)	2	2	-	14.9	17.2	0	32	25	7	22.5	26.4	14.8	58
59 Infection of the newborn (763-768)	-	-	-	0	0	0	8	2	6	5.6	2.1	12.7	59
60 Other diseases peculiar to early infancy, and immaturity unqualified (769-776)	5	2	3	37.3	17.2	166.7	38	12	26	26.8	12.7	55.0	60
61 Senility, without mention of psychosis (794)	-	-	-	0	0	0	1	1	-	0.7	1.1	0	61
62 Ill-defined and unknown causes (780-793, 795)	-	-	-	0	0	0	2	1	1	1.4	1.1	2.1	62
63 Motor vehicle accidents (E810-E835)	2	2	-	14.9	17.2	0	30	21	9	21.1	22.2	19.0	63
64 All other accidents (E800-E802, E840-E962)	6	4	2	44.8	34.5	111.1	41	23	18	28.9	24.3	38.1	64
65 Suicide (E963, E970, E979)	-	-	-	0	0	0	25	22	3	17.6	23.2	6.3	65
66 Homicide (E964, E980-E985)	1	-	1	7.5	0	55.6	11	4	7	7.7	4.2	14.8	66
67 All other diseases (residual)	8	6	2	59.7	51.7	111.1	126	82	44	88.7	86.6	93.0	67

TABLE XIII VITAL STATISTICS, BY COUNTY, BY RACE, GEORGIA, 1958

ITEM	Bleckley						Brantley						
	Number			Rate or Ratio *			Number			Rate or Ratio *			
	Total	White	Non-White	Total	White	Non-White	Total	White	Non-White	Total	White	Non-White	
1 Estimated population	9,100	6,400	2,700				6,200	5,600	600				1
LIVE BIRTHS													
2 Total	241	134	107	26.5	20.9	39.6	127	101	26	20.5	18.0	43.3	2
3 Delivered in hospital	142	128	14	58.9%	95.5%	13.1%	96	85	11	75.6%	84.2%	42.3%	3
4 Delivered in home by physician	9	4	5	3.7%	3.0%	4.7%	26	14	12	20.5%	13.9%	46.2%	4
5 Delivered in home by midwife	90	2	88	37.3%	1.5%	82.2%	5	2	3	3.9%	2.0%	11.5%	5
6 Other deliveries	-	-	-	0%	0%	0%	-	-	-	0%	0%	0%	6
7 Immature births	14	4	10	58.1	29.9	93.5	10	4	6	78.7	39.6	230.8	7
8 Live births to un-wed mothers	35	1	34	145.2	7.5	317.8	4	2	2	31.5	19.8	76.9	8
FETAL DEATHS													
9 Total	13	8	5	53.9	59.7	46.7	7	6	1	55.1	59.4	38.5	9
10 Under 20 weeks gestation	9	6	3	37.3	44.8	28.0	3	3	-	23.6	29.7	0	10
11 20-27 weeks gestation	-	0	0	0	0	0	1	0	1	7.9	0	38.5	11
12 28 weeks and more	3	2	1	12.4	14.9	9.3	3	3	-	23.6	29.7	0	12
13 Unknown length of gestation	1	-	1	4.1	0	9.3	-	-	-	0	0	0	13
DEATHS													
14 Total, all ages	93	57	36	1022.0	890.6	1333.3	62	53	9	1000.0	946.4	1500.0	14
15 Under 1 year	11	4	7	45.6	29.9	65.4	4	1	3	31.5	9.9	115.4	15
16 Under 28 days	6	2	4	24.9	14.9	37.4	2	-	2	15.7	0	76.9	16
17 Deaths from immaturity	1	1	-	4.1	7.5	0	-	-	-	0	0	0	17
18 1-4 years **	-	-	-	0	0	0	2	2	-	0	0	0	18
19 Maternal deaths	-	-	-	0	0	0	-	-	-	0	0	0	19
CAUSE OF DEATH													
20 Tuberculosis, all forms (001-019)	1	1	-	11.0	15.6	0	-	-	-	0	0	0	20
21 Syphilis and its sequelae (020-029)	-	-	-	0	0	0	-	-	-	0	0	0	21
22 Typhoid fever (040)	-	-	-	0	0	0	-	-	-	0	0	0	22
23 Dysentery, all forms (045-048)	1	-	1	11.0	0	37.0	-	-	-	0	0	0	23
24 Scarlet fever (050)	-	-	-	0	0	0	-	-	-	0	0	0	24
25 Streptococcal sore throat (051)	-	-	-	0	0	0	-	-	-	0	0	0	25
26 Diphtheria (055)	-	-	-	0	0	0	-	-	-	0	0	0	26
27 Whooping cough (056)	-	-	-	0	0	0	-	-	-	0	0	0	27
28 Meningococcal infections (057)	-	-	-	0	0	0	-	-	-	0	0	0	28
29 Acute poliomyelitis (080)	-	-	-	0	0	0	-	-	-	0	0	0	29
30 Acute infectious encephalitis (082)	-	-	-	0	0	0	-	-	-	0	0	0	30
31 Smallpox (084)	-	-	-	0	0	0	-	-	-	0	0	0	31
32 Measles (085)	-	-	-	0	0	0	-	-	-	0	0	0	32
33 Typhus and other rickettsial diseases (100-103, 105-108)	-	-	-	0	0	0	-	-	-	0	0	0	33
34 Rocky Mountain spotted fever (104)	-	-	-	0	0	0	-	-	-	0	0	0	34
35 Malaria (110-117)	-	-	-	0	0	0	-	-	-	0	0	0	35
36 All other diseases classified as infective and parasitic (030-039, 041-044, 049, 052-054, 059-074, 081, 083, 086-096, 120-138)	1	1	-	11.0	15.6	0	-	-	-	0	0	0	36
37 Malignant neoplasms, including neoplasms of lymphatic and haematopoietic tissues (140-205)	14	9	5	153.8	140.6	185.2	4	4	-	64.5	71.4	0	37
38 Benign and unspecified neoplasms (210-239)	-	-	-	0	0	0	-	-	-	0	0	0	38
39 Diabetes mellitus (260)	1	1	-	11.0	15.6	0	1	-	1	16.1	0	166.7	39
40 Pellagra (281)	-	-	-	0	0	0	-	-	-	0	0	0	40
41 Anemias (290-293)	-	-	-	0	0	0	1	1	-	16.1	17.9	0	41
42 Vascular lesions affecting central nervous system (330-334)	17	9	8	186.8	140.6	296.3	8	8	-	129.0	142.9	0	42
43 Nonmeningococcal meningitis (340)	1	-	1	11.0	0	37.0	-	-	-	0	0	0	43
44 Rheumatic fever (400-402)	-	-	-	0	0	0	-	-	-	0	0	0	44
45 Heart diseases (410-443)	24	17	7	263.7	265.6	259.3	17	14	3	274.2	250.0	500.0	45
46 Hypertension without mention of heart (444-447)	2	1	1	22.0	15.6	37.0	2	1	1	32.3	17.9	166.7	46
47 Influenza and pneumonia (480-483, 490-493)	3	1	2	33.0	15.6	74.1	1	1	-	16.1	17.9	0	47
48 Bronchitis (500-502)	1	1	-	11.0	15.6	0	-	-	-	0	0	0	48
49 Ulcer of stomach and duodenum (540-541)	-	-	-	0	0	0	2	2	-	32.3	35.7	0	49
50 Appendicitis (550-553)	-	-	-	0	0	0	-	-	-	0	0	0	50
51 Intestinal obstruction and hernia (560, 561, 570)	1	1	-	11.0	15.6	0	-	-	-	0	0	0	51
52 Gastritis, duodenitis, enteritis and colitis (except diarrhea of the newborn) (543, 571, 572)	3	1	2	33.0	15.6	74.1	1	-	1	16.1	0	166.7	52
53 Cirrhosis of liver (581)	-	-	-	0	0	0	-	-	-	0	0	0	53
54 Nephritis and nephrosis (590-594)	-	-	-	0	0	0	3	3	-	48.4	53.6	0	54
55 Hyperplasia of prostate (610)	-	-	-	0	0	0	-	-	-	0	0	0	55
56 Complications of pregnancy, childbirth and the puerperium (640-652, 670-689)	-	-	-	0	0	0	-	-	-	0	0	0	56
57 Congenital malformations (750-759)	1	-	1	11.0	0	37.0	-	-	-	0	0	0	57
58 Birth injuries, postnatal asphyxia and alelectasis (760-762)	2	1	1	22.0	15.6	37.0	2	2	2	32.3	0	333.3	58
59 Infection of the newborn (763-768)	-	-	-	0	0	0	-	-	-	0	0	0	59
60 Other diseases peculiar to early infancy, and immaturity unqualified (769-776)	3	1	2	33.0	15.6	74.1	-	-	-	0	0	0	60
61 Senility, without mention of psychosis (794)	-	-	-	0	0	0	-	-	-	0	0	0	61
62 Ill-defined and unknown causes (780-793, 795)	-	-	-	0	0	0	1	1	-	16.1	17.9	0	62
63 Motor vehicle accidents (E810-E835)	3	3	-	33.0	46.9	0	7	7	-	112.9	125.0	0	63
64 All other accidents (E800-E802, E840-E962)	7	5	2	76.9	78.1	74.1	6	5	1	96.8	89.3	166.7	64
65 Suicide (E963, E970, E979)	-	-	-	0	0	0	2	2	-	32.3	35.7	0	65
66 Homicide (E964, E980-E985)	-	-	-	0	0	0	-	-	-	0	0	0	66
67 All other diseases (residual)	7	4	3	76.9	62.5	111.1	4	4	-	64.5	71.4	0	67

TABLEXIII VITAL STATISTICS, BY COUNTY, BY RACE, GEORGIA, 1958

ITEM	Brooks						Bryan						
	Number			Rate or Ratio *			Number			Rate or Ratio *			
	Total	White	Non-White	Total	White	Non-White	Total	White	Non-White	Total	White	Non-White	
1 Estimated population	17,100	8,900	8,200				6,000	3,600	2,400				1
LIVE BIRTHS													
2 Total	354	132	222	20.7	14.8	27.1	183	101	82	30.5	28.1	34.2	2
3 Delivered in hospital	188	125	63	53.1%	94.7%	28.4%	120	90	30	65.6%	89.1%	36.6%	3
4 Delivered in home by physician	13	3	10	3.7%	2.3%	4.5%	1	-	1	0.5%	0%	1.2%	4
5 Delivered in home by midwife	153	4	149	43.2%	3.0%	67.1%	61	10	51	33.3%	9.9%	62.2%	5
6 Other deliveries	-	-	-	0%	0%	0%	1	1	-	0.5%	1.0%	0%	6
7 Immature births	35	7	28	98.9	53.0	126.1	17	10	7	92.9	99.0	85.4	7
8 Live births to un-wed mothers	59	-	59	166.7	0	265.8	24	2	22	131.1	19.8	268.3	8
FETAL DEATHS													
9 Total	18	6	12	50.8	45.5	54.1	5	4	1	27.3	39.6	12.2	9
10 Under 20 weeks gestation	3	2	1	8.5	15.2	4.5	2	2	-	10.9	19.8	0	10
11 20-27 weeks gestation	1	1	-	2.8	7.6	0	1	1	-	5.5	9.9	0	11
12 28 weeks and more	10	2	8	28.2	15.2	36.0	2	1	1	10.9	9.9	12.2	12
13 Unknown length of gestation	4	1	3	11.3	7.6	13.5	-	-	-	0	0	0	13
DEATHS													
14 Total, all ages	160	83	77	935.7	932.6	939.0	77	40	37	1283.3	1111.1	1541.7	14
15 Under 1 year	10	3	7	28.2	22.7	31.5	9	3	6	49.2	29.7	73.2	15
16 Under 28 days	5	1	4	14.1	7.6	18.0	6	3	3	32.8	29.7	36.6	16
17 Deaths from immaturity	3	1	2	8.5	7.6	9.0	-	-	-	0	0	0	17
18 1-4 years **	1	-	1	-	-	-	3	1	2	-	-	-	18
19 Maternal deaths	3	-	3	84.7	0	135.1	-	-	-	0	0	0	19
CAUSE OF DEATH													
20 Tuberculosis, all forms (001-019)	-	-	-	0	0	0	-	-	-	0	0	0	20
21 Syphilis and its sequelae (020-029)	-	-	-	0	0	0	1	1	-	16.7	27.8	0	21
22 Typhoid fever (040)	-	-	-	0	0	0	-	-	-	0	0	0	22
23 Dysentery, all forms (045-048)	-	-	-	0	0	0	-	-	-	0	0	0	23
24 Scarlet fever (050)	-	-	-	0	0	0	-	-	-	0	0	0	24
25 Streptococcal sore throat (051)	-	-	-	0	0	0	-	-	-	0	0	0	25
26 Diphtheria (055)	-	-	-	0	0	0	-	-	-	0	0	0	26
27 Whooping cough (056)	-	-	-	0	0	0	-	-	-	0	0	0	27
28 Meningococcal infections (057)	-	-	-	0	0	0	-	-	-	0	0	0	28
29 Acute poliomyelitis (080)	-	-	-	0	0	0	-	-	-	0	0	0	29
30 Acute infectious encephalitis (082)	-	-	-	0	0	0	-	-	-	0	0	0	30
31 Smallpox (084)	-	-	-	0	0	0	-	-	-	0	0	0	31
32 Measles (085)	1	1	-	5.8	11.2	0	-	-	-	0	0	0	32
33 Typhus and other rickettsial diseases (100-103, 105-108)	-	-	-	0	0	0	-	-	-	0	0	0	33
34 Rocky Mountain spotted fever (104)	-	-	-	0	0	0	-	-	-	0	0	0	34
35 Malaria (110-117)	-	-	-	0	0	0	-	-	-	0	0	0	35
36 All other diseases classified as infective and parasitic (030-039, 041-044, 049, 052-054, 059-074, 081, 083, 086-096, 120-138)	-	-	-	0	0	0	-	-	-	0	0	0	36
37 Malignant neoplasms, including neoplasms of lymphatic and haematopoietic tissues (140-205)	12	8	4	70.2	89.9	48.8	6	6	-	100.0	166.7	0	37
38 Benign and unspecified neoplasms (210-239)	-	-	-	0	0	0	-	-	-	0	0	0	38
39 Diabetes mellitus (260)	1	-	1	5.8	0	12.2	-	-	-	0	0	0	39
40 Pellagra (281)	-	-	-	0	0	0	-	-	-	0	0	0	40
41 Anemias (290-293)	1	-	1	5.8	0	12.2	-	-	-	0	0	0	41
42 Vascular lesions affecting central nervous system (330-334)	45	20	25	263.2	224.7	304.9	13	6	7	216.7	166.7	291.7	42
43 Nonmeningococcal meningitis (340)	-	-	-	0	0	0	-	-	-	0	0	0	43
44 Rheumatic fever (400-402)	-	-	-	0	0	0	-	-	-	0	0	0	44
45 Heart diseases (410-443)	50	35	15	292.4	393.3	182.9	23	12	11	383.3	333.3	458.3	45
46 Hypertension without mention of heart (444-447)	2	-	2	11.7	0	24.4	-	-	-	0	0	0	46
47 Influenza and pneumonia (480-483, 490-493)	9	3	6	52.6	33.7	73.2	8	-	8	133.3	0	333.3	47
48 Bronchitis (500-502)	-	-	-	0	0	0	-	-	-	0	0	0	48
49 Ulcer of stomach and duodenum (540-541)	-	-	-	0	0	0	1	1	-	16.7	27.8	0	49
50 Appendicitis (550-553)	-	-	-	0	0	0	-	-	-	0	0	0	50
51 Intestinal obstruction and hernia (560, 561, 570)	-	-	-	0	0	0	1	1	-	16.7	27.8	0	51
52 Gastritis, duodenitis, enteritis and colitis (except diarrhea of the newborn) (543, 571, 572)	-	-	-	0	0	0	-	-	-	0	0	0	52
53 Cirrhosis of liver (581)	-	-	-	0	0	0	-	-	-	0	0	0	53
54 Nephritis and nephrosis (590-594)	8	4	4	46.8	44.9	48.8	1	1	-	16.7	27.8	0	54
55 Hyperplasia of prostate (610)	2	-	2	11.7	0	24.4	-	-	-	0	0	0	55
56 Complications of pregnancy, childbirth and the puerperium (640-652, 670-689)	3	-	3	17.5	0	36.6	-	-	-	0	0	0	56
57 Congenital malformations (750-759)	1	1	-	5.8	11.2	0	-	-	-	0	0	0	57
58 Birth injuries, postnatal asphyxia and asletosis (760-762)	2	-	2	11.7	0	24.4	2	2	-	33.3	55.6	0	58
59 Infection of the newborn (763-768)	-	-	-	0	0	0	3	1	2	50.0	27.8	83.3	59
60 Other diseases peculiar to early infancy, and immaturity unqualified (769-776)	3	1	2	17.5	11.2	24.4	-	-	-	0	0	0	60
61 Senility, without mention of psychosis (794)	1	-	1	5.8	0	12.2	-	-	-	0	0	0	61
62 Ill-defined and unknown causes (780-793, 795)	1	1	-	5.8	11.2	0	-	-	-	0	0	0	62
63 Motor vehicle accidents (E810-E835)	8	4	4	46.8	44.9	48.8	4	3	1	66.7	83.3	41.7	63
64 All other accidents (E800-E802, E840-E962)	7	4	3	40.9	44.9	36.6	6	2	4	100.0	55.6	166.7	64
65 Suicide (E963, E970, E979)	-	-	-	0	0	0	1	1	-	16.7	27.8	0	65
66 Homicide (E964, E980-E985)	1	-	1	5.8	0	12.2	3	1	2	50.0	27.8	83.3	66
67 All other diseases (residual)	2	1	1	11.7	11.2	12.2	4	2	2	66.7	55.6	83.3	67

TABLE XIII VITAL STATISTICS, BY COUNTY, BY RACE, GEORGIA, 1958

ITEM	Bulloch						Burke						
	Number			Rate or Ratio *			Number			Rate or Ratio *			
	Total	White	Non-White	Total	White	Non-White	Total	White	Non-White	Total	White	Non-White	
1 Estimated population	24,600	15,400	9,200				22,100	6,900	15,200				1
LIVE BIRTHS													
2 Total	544	278	266	22.1	18.1	28.9	544	127	417	24.6	18.4	27.4	2
3 Delivered in hospital	492	275	217	90.4%	98.9%	81.6%	176	121	55	32.4%	95.3%	13.2%	3
4 Delivered in home by physician	6	1	5	1.1%	0.4%	1.9%	21	2	19	3.9%	1.6%	4.6%	4
5 Delivered in home by midwife	46	2	44	8.5%	0.7%	16.5%	346	4	342	63.6%	3.1%	82.0%	5
6 Other deliveries	-	-	-	0%	0%	0%	1	-	1	0.2%	0%	0.2%	6
7 Immature births	47	18	29	86.4	64.7	109.0	57	12	45	104.8	94.5	107.9	7
8 Live births to un-wed mothers	55	3	52	101.1	10.8	195.5	138	-	138	253.7	0	330.9	8
FETAL DEATHS													
9 Total	15	4	11	27.6	14.4	41.4	21	5	16	38.6	39.4	38.4	9
10 Under 20 weeks gestation	1	-	1	1.8	0	3.8	1	1	1	1.8	7.9	0	10
11 20-27 weeks gestation	3	-	3	5.5	0	11.3	9	3	6	16.5	23.6	14.4	11
12 28 weeks and more	9	3	6	16.5	10.8	22.6	11	1	10	20.2	7.9	24.0	12
13 Unknown length of gestation	2	1	1	3.7	3.6	3.8	-	-	-	0	0	0	13
DEATHS													
14 Total, all ages	192	107	85	780.5	694.8	923.9	256	64	192	158.4	927.5	1263.2	14
15 Under 1 year	15	5	10	27.6	18.0	37.6	26	4	22	47.8	31.5	52.8	15
16 Under 28 days	10	5	5	18.4	18.0	18.8	17	4	13	31.3	31.5	31.2	16
17 Deaths from immaturity	4	1	3	7.4	3.6	11.3	11	1	10	20.2	7.9	24.0	17
18 1-4 years **	3	1	2	-	-	-	2	-	2	-	-	-	18
19 Maternal deaths	1	1	-	18.4	36.0	0	1	-	1	18.4	0	24.0	19
CAUSE OF DEATH													
20 Tuberculosis, all forms (001-019)	1	-	1	4.1	0	10.9	1	-	1	4.5	0	6.6	20
21 Syphilis and its sequelae (020-029)	1	-	1	4.1	0	10.9	6	-	6	27.1	0	39.5	21
22 Typhoid fever (040)	-	-	-	0	0	0	-	-	-	0	0	0	22
23 Dysentery, all forms (045-048)	-	-	-	0	0	0	1	-	1	4.5	0	6.6	23
24 Scarlet fever (050)	-	-	-	0	0	0	-	-	-	0	0	0	24
25 Streptococcal sore throat (051)	-	-	-	0	0	0	-	-	-	0	0	0	25
26 Diphtheria (055)	1	-	1	4.1	0	10.9	1	-	1	4.5	0	6.6	26
27 Whooping cough (056)	-	-	-	0	0	0	-	-	-	0	0	0	27
28 Meningococcal infections (057)	-	-	-	0	0	0	-	-	-	0	0	0	28
29 Acute poliomyelitis (080)	-	-	-	0	0	0	-	-	-	0	0	0	29
30 Acute infectious encephalitis (082)	-	-	-	0	0	0	-	-	-	0	0	0	30
31 Smallpox (084)	-	-	-	0	0	0	-	-	-	0	0	0	31
32 Measles (085)	-	-	-	0	0	0	-	-	-	0	0	0	32
33 Typhus and other rickettsial diseases (100-103, 105-108)	-	-	-	0	0	0	-	-	-	0	0	0	33
34 Rocky Mountain spotted fever (104)	-	-	-	0	0	0	-	-	-	0	0	0	34
35 Malaria (110-117)	-	-	-	0	0	0	-	-	-	0	0	0	35
36 All other diseases classified as infective and parasitic (030-039, 041-044, 049, 052-054, 059-074, 081, 083, 088-096, 120-138)	2	2	-	8.1	13.0	0	1	-	1	4.5	0	6.6	36
37 Malignant neoplasms, including neoplasms of lymphatic and haematopoietic tissues (140-205)	19	12	7	77.2	77.9	76.1	24	7	17	108.6	101.4	111.8	37
38 Benign and unspecified neoplasms (210-239)	-	-	-	0	0	0	1	-	1	4.5	0	6.6	38
39 Diabetes mellitus (260)	2	2	-	8.1	13.0	0	3	1	2	13.6	14.5	13.2	39
40 Pellagra (281)	-	-	-	0	0	0	-	-	-	0	0	0	40
41 Anemias (290-293)	-	-	-	0	0	0	3	2	1	13.6	29.0	6.6	41
42 Vascular lesions affecting central nervous system (330-334)	39	19	20	158.5	123.4	217.4	38	11	27	171.9	159.4	177.6	42
43 Nonmeningococcal meningitis (340)	-	-	-	0	0	0	1	-	1	4.5	0	6.6	43
44 Rheumatic fever (400-402)	-	-	-	0	0	0	1	-	1	4.5	0	6.6	44
45 Heart diseases (410-443)	47	29	18	191.1	188.3	195.7	83	27	56	375.6	391.3	368.4	45
46 Hypertension without mention of heart (444-447)	4	4	-	16.3	26.0	0	11	-	11	49.8	0	72.4	46
47 Influenza and pneumonia (480-483, 490-493)	4	2	2	16.3	13.0	21.7	9	2	7	40.7	29.0	46.1	47
48 Bronchitis (500-502)	-	-	-	0	0	0	-	-	-	0	0	0	48
49 Ulcer of stomach and duodenum (540-541)	1	1	-	4.1	6.5	0	1	-	1	4.5	0	6.6	49
50 Appendicitis (550-553)	1	-	1	4.1	0	10.9	-	-	-	0	0	0	50
51 Intestinal obstruction and hernia (560, 561, 570)	2	2	-	8.1	13.0	0	3	-	3	13.6	0	19.7	51
52 Gastritis, duodenitis, enteritis and colitis (except diarrhea of the newborn) (543, 571, 572)	1	-	1	4.1	0	10.9	2	-	2	9.0	0	13.2	52
53 Cirrhosis of liver (581)	1	-	1	4.1	0	10.9	1	1	1	4.5	14.5	0	53
54 Nephritis and nephrosis (590-594)	6	3	3	24.4	19.5	32.6	6	1	5	27.1	14.5	32.9	54
55 Hyperplasia of prostate (610)	1	-	1	4.1	0	10.9	-	-	-	0	0	0	55
56 Complications of pregnancy, childbirth and the puerperium (640-652, 670-689)	1	1	-	4.1	6.5	0	1	-	1	4.5	0	6.6	56
57 Congenital malformations (750-759)	2	-	2	8.1	0	21.7	3	1	2	13.6	14.5	13.2	57
58 Birth injuries, postnatal asphyxia and atelectasis (760-762)	3	1	2	12.2	6.5	21.7	3	3	3	13.6	43.5	0	58
59 Infection of the newborn (763-768)	-	-	-	0	0	0	-	-	-	0	0	0	59
60 Other diseases peculiar to early infancy, and immaturity unqualified (769-776)	6	2	4	24.4	13.0	43.5	13	1	12	58.8	14.5	78.9	60
61 Senility, without mention of psychosis (794)	-	-	-	0	0	0	4	-	4	18.1	0	26.3	61
62 Ill-defined and unknown causes (780-793, 795)	6	4	2	24.4	26.0	21.7	3	-	3	13.6	0	19.7	62
63 Motor vehicle accidents (E810-E835)	9	6	3	36.6	39.0	32.6	3	-	3	13.6	0	19.7	63
64 All other accidents (E800-E802, E840-E962)	12	3	9	48.8	19.5	97.8	8	2	6	36.2	29.0	39.5	64
65 Suicide (E963, E970, E979)	-	-	-	0	0	0	-	-	-	0	0	0	65
66 Homicide (E964, E980-E985)	1	-	1	4.1	0	10.9	4	-	4	18.1	0	26.3	66
67 All other diseases (residual)	20	14	6	81.3	90.9	65.2	17	5	12	76.9	72.5	78.9	67

TABLEXIII VITAL STATISTICS, BY COUNTY, BY RACE, GEORGIA, 1958

ITEM	Butts						Calhoun						
	Number			Rate or Ratio *			Number			Rate or Ratio *			
	Total	White	Non-White	Total	White	Non-White	Total	White	Non-White	Total	White	Non-White	
1 Estimated population	9,200	5,000	4,200				7,600	2,500	5,100				1
LIVE BIRTHS													
2 Total	207	68	139	22.5	13.6	33.1	207	42	165	27.2	16.8	32.4	2
3 Delivered in hospital	143	68	75	69.1%	100.0%	54.0%	78	39	39	37.7%	92.9%	23.6%	3
4 Delivered in home by physician	6	-	6	2.9%	0%	4.3%	-	-	-	0%	0%	0%	4
5 Delivered in home by midwife	58	-	58	28.0%	0%	41.7%	128	3	125	61.8%	7.1%	75.8%	5
6 Other deliveries	-	-	-	0%	0%	0%	1	-	1	0.5%	0%	0.6%	6
7 Immature births	17	5	12	82.1	73.5	86.3	12	2	10	58.0	47.6	60.6	7
8 Live births to un-wed mothers	35	-	35	169.1	0	251.8	34	-	34	164.3	0	206.1	8
FETAL DEATHS													
9 Total	7	4	3	33.8	58.8	21.6	6	-	6	29.0	0	36.4	9
10 Under 20 weeks gestation	3	3	-	14.5	44.1	0	-	-	-	0	0	0	10
11 20-27 weeks gestation	-	-	-	0	0	0	-	-	-	0	0	0	11
12 28 weeks and more	4	1	3	19.3	14.7	21.6	6	-	6	29.0	0	36.4	12
13 Unknown length of gestation	-	-	-	0	0	0	-	-	-	0	0	0	13
DEATHS													
14 Total, all ages	62	36	26	673.9	720.0	619.0	88	29	59	1157.9	1160.0	1156.9	14
15 Under 1 year	3	-	3	14.5	0	21.6	11	3	8	53.1	71.4	48.5	15
16 Under 28 days	1	-	1	4.8	0	7.2	6	2	4	29.0	47.6	24.2	16
17 Deaths from immaturity	1	-	1	4.8	0	7.2	1	-	1	4.8	0	6.1	17
18 1-4 years **	1	-	1	4.8	0	7.2	2	2	-	-	-	-	18
19 Maternal deaths	-	-	-	0	0	0	-	-	-	0	0	0	19
CAUSE OF DEATH													
20 Tuberculosis, all forms (001-019)	-	-	-	0	0	0	-	-	-	0	0	0	20
21 Syphilis and its sequelae (020-029)	-	-	-	0	0	0	-	-	-	0	0	0	21
22 Typhoid fever (040)	-	-	-	0	0	0	-	-	-	0	0	0	22
23 Dysentery, all forms (045-048)	-	-	-	0	0	0	-	-	-	0	0	0	23
24 Scarlet fever (050)	-	-	-	0	0	0	-	-	-	0	0	0	24
25 Streptococcal sore throat (051)	-	-	-	0	0	0	-	-	-	0	0	0	25
26 Diphtheria (055)	-	-	-	0	0	0	-	-	-	0	0	0	26
27 Whooping cough (056)	-	-	-	0	0	0	-	-	-	0	0	0	27
28 Meningococcal infections (057)	-	-	-	0	0	0	-	-	-	0	0	0	28
29 Acute poliomyelitis (080)	-	-	-	0	0	0	-	-	-	0	0	0	29
30 Acute infectious encephalitis (082)	-	-	-	0	0	0	-	-	-	0	0	0	30
31 Smallpox (084)	-	-	-	0	0	0	-	-	-	0	0	0	31
32 Measles (085)	-	-	-	0	0	0	-	-	-	0	0	0	32
33 Typhus and other rickettsial diseases (100-103, 105-108)	-	-	-	0	0	0	-	-	-	0	0	0	33
34 Rocky Mountain spotted fever (104)	-	-	-	0	0	0	-	-	-	0	0	0	34
35 Malaria (110-117)	-	-	-	0	0	0	-	-	-	0	0	0	35
36 All other diseases classified as infective and parasitic (030-039, 041-044, 049, 052-054, 059-074, 081, 083, 086-096, 120-138)	-	-	-	0	0	0	-	-	-	0	0	0	36
37 Malignant neoplasms, including neoplasms of lymphatic and haematopoietic tissues (140-205)	4	2	2	43.5	40.0	47.6	5	2	3	65.8	80.0	58.8	37
38 Benign and unspecified neoplasms (210-239)	-	-	-	0	0	0	1	1	-	13.2	40.0	0	38
39 Diabetes mellitus (260)	1	-	1	10.9	0	23.8	1	1	-	13.2	40.0	0	39
40 Pellagra (281)	-	-	-	0	0	0	1	-	1	13.2	0	19.6	40
41 Anemias (290-293)	-	-	-	0	0	0	-	-	-	0	0	0	41
42 Vascular lesions affecting central nervous system (330-334)	9	5	4	97.8	100.0	95.2	13	4	9	171.1	160.0	176.5	42
43 Nonmeningococcal meningitis (340)	-	-	-	0	0	0	-	-	-	0	0	0	43
44 Rheumatic fever (400-402)	-	-	-	0	0	0	-	-	-	0	0	0	44
45 Heart diseases (410-443)	24	19	5	260.9	380.0	119.0	37	13	24	486.8	520.0	470.6	45
46 Hypertension without mention of heart (444-447)	1	1	-	10.9	20.0	0	2	-	2	26.3	0	39.2	46
47 Influenza and pneumonia (480-483, 490-493)	5	2	3	54.3	40.0	71.4	1	-	1	13.2	0	19.6	47
48 Bronchitis (500-502)	-	-	-	0	0	0	-	-	-	0	0	0	48
49 Ulcer of stomach and duodenum (540-541)	-	-	-	0	0	0	1	1	-	13.2	40.0	0	49
50 Appendicitis (550-553)	-	-	-	0	0	0	1	-	1	13.2	0	19.6	50
51 Intestinal obstruction and hernia (560, 561, 570)	-	-	-	0	0	0	-	-	-	0	0	0	51
52 Gastritis, duodenitis, enteritis and colitis (except diarrhea of the newborn) (543, 571, 572)	1	1	-	10.9	20.0	0	2	2	-	26.3	80.0	0	52
53 Cirrhosis of liver (581)	1	1	-	10.9	20.0	0	-	-	-	0	0	0	53
54 Nephritis and nephrosis (590-594)	-	-	-	0	0	0	-	-	-	0	0	0	54
55 Hyperplasia of prostate (610)	1	-	1	10.9	0	23.8	-	-	-	0	0	0	55
56 Complications of pregnancy, childbirth and the puerperium (640-652, 670-689)	-	-	-	0	0	0	-	-	-	0	0	0	56
57 Congenital malformations (750-759)	-	-	-	0	0	0	4	-	4	52.6	0	78.4	57
58 Birth injuries, postnatal asphyxia and atelectasis (760-762)	-	-	-	0	0	0	-	-	-	0	0	0	58
59 Infection of the newborn (763-768)	-	-	-	0	0	0	1	-	1	13.2	0	19.6	59
60 Other diseases peculiar to early infancy, and immaturity unqualified (769-776)	1	-	1	10.9	0	23.8	4	1	3	52.6	40.0	58.8	60
61 Senility, without mention of psychosis (794)	-	-	-	0	0	0	-	-	-	0	0	0	61
62 Ill-defined and unknown causes (780-793, 795)	-	-	-	0	0	0	1	-	1	13.2	0	19.6	62
63 Motor vehicle accidents (E810-E835)	2	2	-	21.7	40.0	0	1	-	1	13.2	0	19.6	63
64 All other accidents (E800-E802, E840-E962)	5	-	5	54.3	0	119.0	4	-	4	52.6	0	78.4	64
65 Suicide (E963, E970, E979)	1	-	1	10.9	0	23.8	-	-	-	0	0	0	65
66 Homicide (E964, E980-E985)	-	-	-	0	0	0	-	-	-	0	0	0	66
67 All other diseases (residual)	6	3	3	65.2	60.0	71.4	8	4	4	105.3	160.0	78.4	67

TABLE XIII VITAL STATISTICS, BY COUNTY, BY RACE, GEORGIA, 1958

ITEM	Camden						Candler						
	Number			Rate or Ratio *			Number			Rate or Ratio *			
	Total	White	Non-White	Total	White	Non-White	Total	White	Non-White	Total	White	Non-White	
1 Estimated population	8,800	4,700	4,100				7,500	4,900	2,600				1
LIVE BIRTHS													
2 Total	250	129	121	28.4	27.4	29.5	149	79	70	19.9	16.1	26.9	2
3 Delivered in hospital	171	126	45	68.4%	97.7%	37.2%	127	75	52	85.2%	94.9%	74.3%	3
4 Delivered in home by physician	5	-	5	2.0%	0%	4.1%	3	-	3	2.0%	0%	4.3%	4
5 Delivered in home by midwife	74	3	71	29.6%	2.3%	58.7%	19	4	15	12.8%	5.1%	21.4%	5
6 Other deliveries	-	-	-	0%	0%	0%	-	-	-	0%	0%	0%	6
7 Immature births	25	14	11	100.0	108.5	90.9	14	5	9	94.0	63.3	128.6	7
8 Live births to un-wed mothers	21	-	21	84.0	0	173.6	21	2	19	140.9	25.3	271.4	8
FETAL DEATHS													
9 Total	9	3	6	36.0	23.3	49.6	3	2	1	20.1	25.3	14.3	9
10 Under 20 weeks gestation	4	3	1	16.0	23.3	8.3	-	-	-	0	0	0	10
11 20-27 weeks gestation	2	-	2	8.0	0	16.5	2	2	-	13.4	25.3	0	11
12 28 weeks and more	2	-	2	8.0	0	16.5	1	-	1	6.7	0	14.3	12
13 Unknown length of gestation	1	-	1	4.0	0	8.3	-	-	-	0	0	0	13
DEATHS													
14 Total, all ages	60	21	39	681.8	446.8	951.2	63	40	23	840.0	816.3	884.6	14
15 Under 1 year	9	6	3	36.0	46.5	24.8	7	3	4	38.0	57.1	38.0	15
16 Under 28 days	4	3	1	16.0	23.3	8.3	5	3	2	33.6	38.0	28.6	16
17 Deaths from immaturity	-	-	-	0	0	0	2	1	1	13.4	12.7	14.3	17
18 1-4 years **	2	-	2	8.0	0	16.5	-	-	-	0	0	0	18
19 Maternal deaths	-	-	-	0	0	0	2	-	2	134.2	0	285.7	19
CAUSE OF DEATH													
20 Tuberculosis, all forms (001-019)	-	-	-	0	0	0	-	-	-	0	0	0	20
21 Syphilis and its sequelae (020-029)	-	-	-	0	0	0	-	-	-	0	0	0	21
22 Typhoid fever (040)	-	-	-	0	0	0	-	-	-	0	0	0	22
23 Dysentery, all forms (045-048)	-	-	-	0	0	0	-	-	-	0	0	0	23
24 Scarlet fever (050)	-	-	-	0	0	0	-	-	-	0	0	0	24
25 Streptococcal sore throat (051)	-	-	-	0	0	0	-	-	-	0	0	0	25
26 Diphtheria (055)	-	-	-	0	0	0	-	-	-	0	0	0	26
27 Whooping cough (056)	-	-	-	0	0	0	-	-	-	0	0	0	27
28 Meningococcal infections (057)	-	-	-	0	0	0	-	-	-	0	0	0	28
29 Acute poliomyelitis (080)	-	-	-	0	0	0	-	-	-	0	0	0	29
30 Acute infectious encephalitis (082)	-	-	-	0	0	0	-	-	-	0	0	0	30
31 Smallpox (084)	-	-	-	0	0	0	-	-	-	0	0	0	31
32 Measles (085)	-	-	-	0	0	0	-	-	-	0	0	0	32
33 Typhus and other rickettsial diseases (100-103, 105-108)	-	-	-	0	0	0	-	-	-	0	0	0	33
34 Rocky Mountain spotted fever (104)	-	-	-	0	0	0	-	-	-	0	0	0	34
35 Malaria (110-117)	-	-	-	0	0	0	-	-	-	0	0	0	35
36 All other diseases classified as infective and parasitic (030-039, 041-044, 049, 052-054, 059-074, 081, 083, 086-096, 120-138)	1	-	1	11.4	0	24.4	-	-	-	0	0	0	36
37 Malignant neoplasms, including neoplasms of lymphatic and haematopoietic tissues (140-205)	5	2	3	56.8	42.6	73.2	8	7	1	106.7	142.9	38.5	37
38 Benign and unspecified neoplasms (210-239)	-	-	-	0	0	0	-	-	-	0	0	0	38
39 Diabetes mellitus (260)	-	-	-	0	0	0	-	-	-	0	0	0	39
40 Pellagra (281)	-	-	-	0	0	0	-	-	-	0	0	0	40
41 Anemias (290-293)	-	-	-	0	0	0	-	-	-	0	0	0	41
42 Vascular lesions affecting central nervous system (330-334)	13	4	9	147.7	85.1	219.5	7	4	3	93.3	81.6	115.4	42
43 Nonmeningococcal meningitis (340)	-	-	-	0	0	0	-	-	-	0	0	0	43
44 Rheumatic fever (400-402)	-	-	-	0	0	0	-	-	-	0	0	0	44
45 Heart diseases (410-443)	15	3	12	170.5	63.8	292.7	18	14	4	240.0	285.7	153.8	45
46 Hypertension without mention of heart (444-447)	2	-	2	22.7	0	48.8	4	1	3	53.3	20.4	115.4	46
47 Influenza and pneumonia (480-483, 490-493)	3	2	1	34.1	42.6	24.4	4	2	2	53.3	40.8	76.9	47
48 Bronchitis (500-502)	-	-	-	0	0	0	-	-	-	0	0	0	48
49 Ulcer of stomach and duodenum (540-541)	-	-	-	0	0	0	1	-	1	13.3	0	38.5	49
50 Appendicitis (550-553)	-	-	-	0	0	0	-	-	-	0	0	0	50
51 Intestinal obstruction and hernia (560-561, 570)	-	-	-	0	0	0	-	-	-	0	0	0	51
52 Gastritis, duodenitis, enteritis and colitis (except diarrhea of the newborn) (543, 571, 572)	-	-	-	0	0	0	-	-	-	0	0	0	52
53 Cirrhosis of liver (581)	1	1	-	11.4	21.3	0	-	-	-	0	0	0	53
54 Nephritis and nephrosis (590-594)	1	-	1	11.4	0	24.4	2	1	1	26.7	20.4	38.5	54
55 Hyperplasia of prostate (610)	1	-	1	11.4	0	24.4	-	-	-	0	0	0	55
56 Complications of pregnancy, childbirth and the puerperium (640-652, 670-689)	-	-	-	0	0	0	2	-	2	26.7	0	76.9	56
57 Congenital malformations (750-759)	1	-	1	11.4	0	24.4	1	1	-	13.3	20.4	0	57
58 Birth injuries, postnatal asphyxia and atelectasis (760-762)	2	2	-	22.7	42.6	0	1	-	1	13.3	0	38.5	58
59 Infection of the newborn (763-768)	-	-	-	0	0	0	-	-	-	0	0	0	59
60 Other diseases peculiar to early infancy, and immaturity unqualified (769-776)	2	1	1	22.7	21.3	24.4	4	2	2	53.3	40.8	76.9	60
61 Senility, without mention of psychosis (794)	-	-	-	0	0	0	-	-	-	0	0	0	61
62 Ill-defined and unknown causes (780-793, 795)	1	-	1	11.4	0	24.4	2	1	1	26.7	20.4	38.5	62
63 Motor vehicle accidents (E810-E835)	3	1	2	34.1	21.3	48.8	1	1	-	13.3	20.4	0	63
64 All other accidents (E800-E802, E840-E962)	4	2	2	45.5	42.6	48.8	3	3	-	40.0	61.2	0	64
65 Suicide (E963, E970, E979)	-	-	-	0	0	0	-	-	-	0	0	0	65
66 Homicide (E964, E980-E985)	1	-	1	11.4	0	24.4	-	-	-	0	0	0	66
67 All other diseases (residual)	4	3	1	45.5	63.8	24.4	5	3	2	66.7	61.2	76.9	67

TABLE XIII VITAL STATISTICS, BY COUNTY, BY RACE, GEORGIA, 1958

ITEM	Carroll						Catoosa						
	Number			Rate or Ratio *			Number			Rate or Ratio *			
	Total	White	Non-White	Total	White	Non-White	Total	White	Non-White	Total	White	Non-White	
1 Estimated population	35,000	28,200	6,800				17,600	17,200	400				1
LIVE BIRTHS													
2 Total	878	657	221	25.1	23.3	32.5	493	476	17	28.0	27.7	42.5	2
3 Delivered in hospital	796	651	145	90.7%	99.1%	65.6%	485	473	12	98.4%	99.4%	70.6%	3
4 Delivered in home by physician	4	3	1	0.5%	0.5%	0.5%	7	2	5	1.4%	0.4%	29.4%	4
5 Delivered in home by midwife	78	3	75	8.9%	0.5%	33.9%	1	1	-	0.2%	0.2%	0.5%	5
6 Other deliveries	-	-	-	0%	0%	0%	-	-	-	0%	0%	0%	6
7 Immature births	71	45	26	80.9	68.5	117.6	39	39	-	79.1	81.9	0	7
8 Live births to un-wed mothers	48	5	43	54.7	7.6	194.6	13	10	3	26.4	21.0	176.5	8
FETAL DEATHS													
9 Total	29	21	8	33.0	32.0	36.2	25	25	-	50.7	52.5	0	9
10 Under 20 weeks gestation	10	9	1	11.4	13.7	4.5	19	19	-	38.5	39.9	0	10
11 20-27 weeks gestation	7	5	2	8.0	7.6	9.0	1	1	-	2.0	2.1	0	11
12 28 weeks and more	10	5	5	11.4	7.6	22.6	5	5	-	10.1	10.5	0	12
13 Unknown length of gestation	2	2	-	2.3	3.0	0	-	-	-	0	0	0	13
DEATHS													
14 Total, all ages	286	238	48	817.1	844.0	705.9	122	120	2	693.2	697.7	500.0	14
15 Under 1 year	21	16	5	23.9	24.4	22.6	11	11	-	22.3	23.1	0	15
16 Under 28 days	16	14	2	18.2	21.3	9.0	8	8	-	16.2	16.8	0	16
17 Deaths from immaturity	4	4	-	4.6	6.1	0	2	2	-	4.1	4.2	0	17
18 1-4 years **	6	4	2	-	-	-	1	1	-	-	-	-	18
19 Maternal deaths	-	-	-	0	0	0	-	-	-	0	0	0	19
CAUSE OF DEATH													
20 Tuberculosis, all forms (001-019)	-	-	-	0	0	0	-	-	-	0	0	0	20
21 Syphilis and its sequelae (020-029)	-	-	-	0	0	0	-	-	-	0	0	0	21
22 Typhoid fever (040)	-	-	-	0	0	0	-	-	-	0	0	0	22
23 Dysentery, all forms (045-048)	-	-	-	0	0	0	-	-	-	0	0	0	23
24 Scarlet fever (050)	-	-	-	0	0	0	-	-	-	0	0	0	24
25 Streptococcal sore throat (051)	-	-	-	0	0	0	-	-	-	0	0	0	25
26 Diphtheria (055)	-	-	-	0	0	0	-	-	-	0	0	0	26
27 Whooping cough (056)	-	-	-	0	0	0	-	-	-	0	0	0	27
28 Meningococcal infections (057)	-	-	-	0	0	0	-	-	-	0	0	0	28
29 Acute poliomyelitis (080)	-	-	-	0	0	0	-	-	-	0	0	0	29
30 Acute infectious encephalitis (082)	-	-	-	0	0	0	-	-	-	0	0	0	30
31 Smallpox (084)	-	-	-	0	0	0	-	-	-	0	0	0	31
32 Measles (085)	-	-	-	0	0	0	-	-	-	0	0	0	32
33 Typhus and other rickettsial diseases (100-103, 105-108)	-	-	-	0	0	0	-	-	-	0	0	0	33
34 Rocky Mountain spotted fever (104)	-	-	-	0	0	0	-	-	-	0	0	0	34
35 Malaria (110-117)	-	-	-	0	0	0	-	-	-	0	0	0	35
36 All other diseases classified as infective and parasitic (030-039, 041-044, 049, 052-054, 059-074, 081, 083, 086-096, 120-138)	2	2	-	5.7	7.1	0	-	-	-	0	0	0	36
37 Malignant neoplasms, including neoplasms of lymphatic and haematopoietic tissues (140-205)	42	37	5	120.0	131.2	73.5	19	18	1	108.0	104.7	250.0	37
38 Benign and unspecified neoplasms (210-239)	1	1	-	2.9	3.5	0	-	-	-	0	0	0	38
39 Diabetes mellitus (260)	3	3	-	8.6	10.6	0	-	-	-	0	0	0	39
40 Pellagra (281)	-	-	-	0	0	0	-	-	-	0	0	0	40
41 Anemias (290-293)	1	1	-	2.9	3.5	0	-	-	-	0	0	0	41
42 Vascular lesions affecting central nervous system (330-334)	43	34	9	122.9	120.6	132.4	31	31	-	176.1	180.2	0	42
43 Nonmeningococcal meningitis (340)	-	-	-	0	0	0	-	-	-	0	0	0	43
44 Rheumatic fever (400-402)	-	-	-	0	0	0	-	-	-	0	0	0	44
45 Heart diseases (410-443)	86	74	12	245.7	262.4	176.5	31	31	-	176.1	180.2	0	45
46 Hypertension without mention of heart (444-447)	7	7	-	20.0	24.8	0	1	1	-	5.7	5.8	0	46
47 Influenza and pneumonia (480-483, 490-493)	12	8	4	34.3	28.4	58.8	4	4	-	22.7	23.3	0	47
48 Bronchitis (500-502)	1	1	-	2.9	3.5	0	-	-	-	0	0	0	48
49 Ulcer of stomach and duodenum (540-541)	2	2	-	5.7	7.1	0	-	-	-	0	0	0	49
50 Appendicitis (550-553)	1	1	-	2.9	3.5	0	-	-	-	0	0	0	50
51 Intestinal obstruction and hernia (560, 561, 570)	-	-	-	0	0	0	-	-	-	0	0	0	51
52 Gastritis, duodenitis, enteritis and colitis (except diarrhea of the newborn) (543, 571, 572)	1	1	1	2.9	3.5	14.7	1	1	-	5.7	5.8	0	52
53 Cirrhosis of liver (581)	1	1	-	2.9	3.5	0	1	1	-	5.7	5.8	0	53
54 Nephritis and nephrosis (590-594)	3	3	-	8.6	10.6	0	-	-	-	0	0	0	54
55 Hyperplasia of prostate (610)	3	2	1	8.6	7.1	14.7	-	-	-	0	0	0	55
56 Complications of pregnancy, childbirth and the puerperium (640-652, 670-689)	-	-	-	0	0	0	-	-	-	0	0	0	56
57 Congenital malformations (750-759)	3	3	-	8.6	10.6	0	-	-	-	0	0	0	57
58 Birth injuries, postnatal asphyxia and atelectasis (760-762)	6	5	1	17.1	17.7	14.7	4	4	-	22.7	23.3	0	58
59 Infection of the newborn (763-768)	2	2	-	5.7	7.1	0	-	-	-	0	0	0	59
60 Other diseases peculiar to early infancy, and immaturity unqualified (769-776)	8	8	-	22.9	28.4	0	4	4	-	22.7	23.3	0	60
61 Senility, without mention of psychosis (794)	3	3	-	8.6	10.6	0	-	-	-	0	0	0	61
62 Ill-defined and unknown causes (780-793, 795)	1	1	-	2.9	3.5	0	2	2	-	11.4	11.6	0	62
63 Motor vehicle accidents (E810-E835)	14	9	5	40.0	31.9	73.5	7	7	-	39.8	40.7	0	63
64 All other accidents (E800-E802, E840-E962)	11	7	4	31.4	24.8	58.8	2	2	-	11.4	11.6	0	64
65 Suicide (E963, E970, E979)	2	2	-	5.7	7.1	0	3	3	-	17.0	17.4	0	65
66 Homicide (E964, E980-E985)	5	1	4	14.3	3.5	58.8	2	2	-	11.4	11.6	0	66
67 All other diseases (residual)	22	20	2	62.9	70.9	29.4	10	9	1	56.8	52.3	250.0	67

TABLE XIII VITAL STATISTICS, BY COUNTY, BY RACE, GEORGIA, 1958

ITEM	Charlton						Chatham						
	Number			Rate or Ratio *			Number			Rate or Ratio *			
	Total	White	Non-White	Total	White	Non-White	Total	White	Non-White	Total	White	Non-White	
1 Estimated population	4,800	3,400	1,400				193,400	124,400	69,000				1
LIVE BIRTHS													
2 Total	181	104	77	37.7	30.6	55.0	5,462	3,565	1,897	28.2	28.7	27.5	2
3 Delivered in hospital	124	102	22	68.5%	98.1%	28.6%	5,311	3,561	1,750	97.2%	99.9%	92.3%	3
4 Delivered in home by physician	2	1	1	1.1%	1.0%	1.3%	146	3	143	2.7%	0.1%	7.5%	4
5 Delivered in home by midwife	55	1	54	30.4%	1.0%	70.1%	3	-	3	0.1%	0%	0.2%	5
6 Other deliveries	-	-	-	0%	0%	0%	2	1	1	0.0%	0.0%	0.1%	6
7 Immature births	13	4	9	71.8	38.5	116.9	43.5	223	212	79.6	62.6	111.8	7
8 Live births to un-wed mothers	22	3	19	121.5	28.8	246.8	54.6	104	44.2	100.0	29.2	233.0	8
FETAL DEATHS													
9 Total	6	3	3	33.1	28.8	39.0	222	138	84	40.6	38.7	44.3	9
10 Under 20 weeks gestation	3	2	1	16.6	19.2	13.0	101	76	25	18.5	21.3	13.2	10
11 20-27 weeks gestation	1	-	1	5.5	0	13.0	42	21	21	7.7	5.9	11.1	11
12 28 weeks and more	1	-	1	5.5	0	13.0	77	40	37	14.1	11.2	19.5	12
13 Unknown length of gestation	1	1	-	5.5	9.6	0	2	1	1	0.4	0.3	0.5	13
DEATHS													
14 Total, all ages	53	30	23	104.2	882.4	1642.9	1,792	931	861	926.6	748.4	1247.8	14
15 Under 1 year	10	3	7	55.2	28.8	90.9	159	79	80	29.1	22.2	42.2	15
16 Under 28 days	8	3	5	44.2	28.8	64.9	117	65	52	21.4	18.2	27.4	16
17 Deaths from immaturity	6	2	4	33.1	19.2	51.9	39	16	23	7.1	4.5	12.1	17
18 1-4 years **	1	-	1	5.5	0	13.0	33	11	22	7.7	5.9	11.1	18
19 Maternal deaths	-	-	-	0	0	0	4	-	4	7.3	0	21.1	19
CAUSE OF DEATH													
20 Tuberculosis, all forms (001-019)	-	-	-	0	0	0	20	5	15	10.3	4.0	21.7	20
21 Syphilis and its sequelae (020-029)	-	-	-	0	0	0	6	2	4	3.1	1.6	5.8	21
22 Typhoid fever (040)	-	-	-	0	0	0	-	-	-	0	0	0	22
23 Dysentery, all forms (045-048)	-	-	-	0	0	0	1	-	1	0.5	0	1.4	23
24 Scarlet fever (050)	-	-	-	0	0	0	-	-	-	0	0	0	24
25 Streptococcal sore throat (051)	-	-	-	0	0	0	-	-	-	0	0	0	25
26 Diphtheria (055)	-	-	-	0	0	0	-	-	-	0	0	0	26
27 Whooping cough (056)	-	-	-	0	0	0	-	-	-	0	0	0	27
28 Meningococcal infections (057)	-	-	-	0	0	0	-	-	-	0	0	0	28
29 Acute poliomyelitis (080)	-	-	-	0	0	0	1	-	1	0.5	0	1.4	29
30 Acute infectious encephalitis (082)	-	-	-	0	0	0	-	-	-	0	0	0	30
31 Smallpox (084)	-	-	-	0	0	0	-	-	-	0	0	0	31
32 Measles (085)	-	-	-	0	0	0	1	1	-	0.5	0.8	0	32
33 Typhus and other rickettsial diseases (100-103, 105-108)	-	-	-	0	0	0	-	-	-	0	0	0	33
34 Rocky Mountain spotted fever (104)	-	-	-	0	0	0	-	-	-	0	0	0	34
35 Malaria (110-117)	-	-	-	0	0	0	-	-	-	0	0	0	35
36 All other diseases classified as infective and parasitic (030-039, 041-044, 049, 052-054, 059-074, 081, 083, 086-096, 120-138)	-	-	-	0	0	0	3	1	2	1.6	0.8	2.9	36
37 Malignant neoplasms, including neoplasms of lymphatic and haematopoietic tissues (140-205)	4	4	-	83.3	117.6	0	215	134	81	111.2	107.7	117.4	37
38 Benign and unspecified neoplasms (210-239)	-	-	-	0	0	0	7	4	3	3.6	3.2	4.3	38
39 Diabetes mellitus (260)	1	-	1	20.8	0	71.4	30	16	14	15.5	12.9	20.3	39
40 Pellagra (281)	-	-	-	0	0	0	-	-	-	0	0	0	40
41 Anemias (290-293)	1	-	1	20.8	0	71.4	3	2	1	1.6	1.6	1.4	41
42 Vascular lesions affecting central nervous system (330-334)	8	6	2	166.7	176.5	142.9	328	130	198	169.6	104.5	287.0	42
43 Nonmeningococcal meningitis (340)	-	-	-	0	0	0	3	-	3	1.6	0	4.3	43
44 Rheumatic fever (400-402)	-	-	-	0	0	0	1	-	1	0.5	0	1.4	44
45 Heart diseases (410-443)	18	12	6	375.0	352.9	428.6	601	331	270	310.8	266.1	391.3	45
46 Hypertension without mention of heart (444-447)	1	-	1	20.8	0	71.4	15	3	12	7.8	2.4	17.4	46
47 Influenza and pneumonia (480-483, 490-493)	3	2	1	62.5	58.3	71.4	77	30	47	39.8	24.1	68.1	47
48 Bronchitis (500-502)	-	-	-	0	0	0	10	2	8	5.2	1.6	11.6	48
49 Ulcer of stomach and duodenum (540-541)	-	-	-	0	0	0	15	7	8	7.8	5.6	11.6	49
50 Appendicitis (550-553)	-	-	-	0	0	0	3	-	3	1.6	0	4.3	50
51 Intestinal obstruction and hernia (560, 561, 570)	-	-	-	0	0	0	10	7	3	5.2	5.6	4.3	51
52 Gastritis, duodenitis, enteritis and colitis (except diarrhea of the newborn) (543, 571, 572)	-	-	-	0	0	0	4	2	2	2.1	1.6	2.9	52
53 Cirrhosis of liver (581)	-	-	-	0	0	0	15	12	3	7.8	9.6	4.3	53
54 Nephritis and nephrosis (590-594)	-	-	-	0	0	0	22	13	9	11.4	10.5	13.0	54
55 Hyperplasia of prostate (610)	1	1	-	20.8	29.4	0	-	-	-	0	0	0	55
56 Complications of pregnancy, childbirth and the puerperium (640-652, 670-689)	-	-	-	0	0	0	4	-	4	2.1	0	5.8	56
57 Congenital malformations (750-759)	1	-	1	20.8	0	71.4	29	20	9	15.0	16.1	13.0	57
58 Birth injuries, postnatal asphyxia and atelectasis (760-762)	1	-	1	20.8	0	71.4	33	22	11	17.1	17.7	15.9	58
59 Infection of the newborn (763-768)	1	1	-	20.8	29.4	0	6	1	5	3.1	0.8	7.2	59
60 Other diseases peculiar to early infancy, and immaturity unqualified (769-776)	6	2	4	125.0	58.8	285.7	59	28	31	30.5	22.5	44.9	60
61 Senility, without mention of psychosis (794)	-	-	-	0	0	0	4	4	-	2.1	3.2	0	61
62 Ill-defined and unknown causes (780-793, 795)	-	-	-	0	0	0	8	6	2	4.1	4.8	2.9	62
63 Motor vehicle accidents (E810-E835)	1	-	1	20.8	0	71.4	33	23	10	17.1	18.5	14.5	63
64 All other accidents (E800-E802, E840-E962)	4	1	3	83.3	29.4	214.3	72	39	33	37.2	31.4	47.8	64
65 Suicide (E963, E970, E979)	-	-	-	0	0	0	6	5	1	3.1	4.0	1.4	65
66 Homicide (E964, E980-E985)	-	-	-	0	0	0	21	4	17	10.9	3.2	24.6	66
67 All other diseases (residual)	2	1	1	41.7	29.4	71.4	126	77	49	65.1	61.9	71.0	67

TABLE XIII VITAL STATISTICS, BY COUNTY, BY RACE, GEORGIA, 1958

ITEM	Chattahoochee						Chattooga					
	Number			Rate or Ratio *			Number			Rate or Ratio *		
	Total	White	Non-White	Total	White	Non-White	Total	White	Non-White	Total	White	Non-White
1 Estimated population	1,200	600	600				23,400	21,200	2,200			
LIVE BIRTHS												
2 Total	61	30	31	50.8	50.0	51.7	514	455	59	22.0	21.5	26.8
3 Delivered in hospital	42	30	12	68.9%	100.0%	38.7%	487	445	42	94.7%	97.8%	71.2%
4 Delivered in home by physician	-	-	-	0%	0%	0%	2	1	1	0.4%	0.2%	1.7%
5 Delivered in home by midwife	19	-	19	31.1%	0%	61.3%	25	9	16	4.9%	2.0%	27.1%
6 Other deliveries	-	-	-	0%	0%	0%	-	-	-	0%	0%	0%
7 Immature births	7	4	3	114.8	133.3	96.8	58	48	10	112.8	105.5	169.5
8 Live births to un-wed mothers	4	1	3	65.6	33.3	96.8	21	10	11	40.9	22.0	186.4
FETAL DEATHS												
9 Total	2	-	2	32.8	0	64.5	21	17	4	40.9	37.4	67.8
10 Under 20 weeks gestation	-	-	-	0	0	0	10	8	2	19.5	17.6	33.9
11 20-27 weeks gestation	-	-	-	0	0	0	10	8	2	19.5	17.6	33.9
12 28 weeks and more	2	-	2	32.8	0	64.5	-	-	-	0	0	0
13 Unknown length of gestation	-	-	-	0	0	0	1	1	-	1.9	2.2	0
DEATHS												
14 Total, all ages	11	3	8	916.7	500.0	1333.3	164	143	21	700.9	674.5	954.5
15 Under 1 year	1	-	1	16.4	0	32.3	19	15	4	37.0	33.0	67.8
16 Under 28 days	1	-	1	16.4	0	32.3	14	11	3	27.2	24.2	50.8
17 Deaths from immaturity	-	-	-	0	0	0	1	1	-	1.9	2.2	0
18 1-4 years **	1	-	1	-	-	-	5	4	1	-	-	-
19 Maternal deaths	-	-	-	0	0	0	-	-	-	0	0	0
CAUSE OF DEATH												
20 Tuberculosis, all forms (001-019)	-	-	-	0	0	0	4	4	-	17.1	18.9	0
21 Syphilis and its sequelae (020-029)	-	-	-	0	0	0	-	-	-	0	0	0
22 Typhoid fever (040)	-	-	-	0	0	0	-	-	-	0	0	0
23 Dysentery, all forms (045-048)	-	-	-	0	0	0	-	-	-	0	0	0
24 Scarlet fever (050)	-	-	-	0	0	0	-	-	-	0	0	0
25 Streptococcal sore throat (051)	-	-	-	0	0	0	-	-	-	0	0	0
26 Diphtheria (055)	-	-	-	0	0	0	-	-	-	0	0	0
27 Whooping cough (056)	-	-	-	0	0	0	-	-	-	0	0	0
28 Meningococcal infections (057)	-	-	-	0	0	0	-	-	-	0	0	0
29 Acute poliomyelitis (080)	-	-	-	0	0	0	-	-	-	0	0	0
30 Acute infectious encephalitis (082)	-	-	-	0	0	0	2	2	-	8.5	9.4	0
31 Smallpox (084)	-	-	-	0	0	0	-	-	-	0	0	0
32 Measles (085)	-	-	-	0	0	0	-	-	-	0	0	0
33 Typhus and other rickettsial diseases (100-103, 105-108)	-	-	-	0	0	0	-	-	-	0	0	0
34 Rocky Mountain spotted fever (104)	-	-	-	0	0	0	-	-	-	0	0	0
35 Malaria (110-117)	-	-	-	0	0	0	-	-	-	0	0	0
36 All other diseases classified as infective and parasitic (030-039, 041-044, 049, 052-054, 059-074, 081, 083, 086-096, 120-138)	-	-	-	0	0	0	-	-	-	0	0	0
37 Malignant neoplasms, including neoplasms of lymphatic and haematopoietic tissues (140-205)	1	-	1	83.3	0	166.7	19	16	3	81.2	75.5	136.4
38 Benign and unspecified neoplasms (210-239)	-	-	-	0	0	0	1	-	1	4.3	0	45.5
39 Diabetes mellitus (260)	-	-	-	0	0	0	5	5	-	21.4	23.6	0
40 Pellagra (281)	-	-	-	0	0	0	-	-	-	0	0	0
41 Anemias (290-293)	-	-	-	0	0	0	-	-	-	0	0	0
42 Vascular lesions affecting central nervous system (330-334)	2	2	-	166.7	333.3	0	22	17	5	94.0	80.2	227.3
43 Nonmeningococcal meningitis (340)	-	-	-	0	0	0	-	-	-	0	0	0
44 Rheumatic fever (400-402)	-	-	-	0	0	0	-	-	-	0	0	0
45 Heart diseases (410-443)	2	2	-	166.7	0	333.3	46	42	4	196.6	198.1	181.8
46 Hypertension without mention of heart (444-447)	-	-	-	0	0	0	4	3	1	17.1	14.2	45.5
47 Influenza and pneumonia (480-483, 490-493)	-	-	-	0	0	0	5	5	-	21.4	23.6	0
48 Bronchitis (500-502)	-	-	-	0	0	0	-	-	-	0	0	0
49 Ulcer of stomach and duodenum (540-541)	-	-	-	0	0	0	1	1	-	4.3	4.7	0
50 Appendicitis (550-553)	-	-	-	0	0	0	-	-	-	0	0	0
51 Intestinal obstruction and hernia (560, 561, 570)	-	-	-	0	0	0	-	-	-	0	0	0
52 Gastritis, duodenitis, enteritis and colitis (except diarrhea of the newborn) (543, 571, 572)	-	-	-	0	0	0	3	1	2	12.8	4.7	90.9
53 Cirrhosis of liver (581)	-	-	-	0	0	0	1	1	-	4.3	4.7	0
54 Nephritis and nephrosis (590-594)	1	-	1	83.3	0	166.7	1	1	-	4.3	4.7	0
55 Hyperplasia of prostate (610)	-	-	-	0	0	0	2	1	1	8.5	4.7	45.5
56 Complications of pregnancy, childbirth and the puerperium (640-652, 670-689)	-	-	-	0	0	0	-	-	-	0	0	0
57 Congenital malformations (750-759)	-	-	-	0	0	0	3	3	-	12.8	14.2	0
58 Birth injuries, postnatal asphyxia and asflectasis (760-762)	-	-	-	0	0	0	10	7	3	42.7	33.0	136.4
59 Infection of the newborn (763-768)	1	-	1	83.3	0	166.7	-	-	-	0	0	0
60 Other diseases peculiar to early infancy, and immaturity unqualified (769-776)	-	-	-	0	0	0	2	2	-	8.5	9.4	0
61 Senility, without mention of psychosis (794)	-	-	-	0	0	0	-	-	-	0	0	0
62 Ill-defined and unknown causes (780-793, 795)	-	-	-	0	0	0	-	-	-	0	0	0
63 Motor vehicle accidents (E810-E835)	1	-	1	83.3	0	166.7	11	10	1	47.0	47.2	45.5
64 All other accidents (E800-E802, E840-E962)	1	-	1	83.3	0	166.7	9	9	-	38.5	42.5	0
65 Suicide (E963, E970, E979)	-	-	-	0	0	0	3	3	-	12.8	14.2	0
66 Homicide (E964, E980-E985)	1	-	1	83.3	0	166.7	-	-	-	0	0	0
67 All other diseases (residual)	1	1	-	83.3	166.7	0	10	10	-	42.7	47.2	0

TABLE XIII VITAL STATISTICS, BY COUNTY, BY RACE, GEORGIA, 1958

ITEM	Cherokee						Clarke						
	Number			Rate or Ratio *			Number			Rate or Ratio *			
	Total	White	Non-White	Total	White	Non-White	Total	White	Non-White	Total	White	Non-White	
1 Estimated population	21,800	20,800	1,000				42,700	32,400	10,300				1
LIVE BIRTHS													
2 Total	530	505	25	24.3	24.3	25.0	1,097	714	383	25.7	22.0	37.2	2
3 Delivered in hospital	526	501	25	99.2%	99.2%	100.0%	1,090	714	376	99.4%	100.0%	98.2%	3
4 Delivered in home by physician	2	2	-	0.4%	0.4%	0%	5	-	5	0.5%	0%	1.3%	4
5 Delivered in home by midwife	2	2	-	0.4%	0.4%	0%	2	-	2	0.2%	0%	0.5%	5
6 Other deliveries	-	-	-	0%	0%	0%	-	-	-	0%	0%	0%	6
7 Immature births	42	37	5	79.2	73.3	200.0	103	45	58	93.9	63.0	151.4	7
8 Live births to un-wed mothers	7	6	1	13.2	11.9	40.0	114	6	108	103.9	8.4	282.0	8
FETAL DEATHS													
9 Total	14	14	-	26.4	27.7	0	24	9	15	21.9	12.6	39.2	9
10 Under 20 weeks gestation	1	1	-	1.9	2.0	0	2	2	-	1.8	2.8	0	10
11 20-27 weeks gestation	2	2	-	3.8	4.0	0	5	2	3	4.6	2.8	7.8	11
12 28 weeks and more	10	10	-	18.9	19.8	0	16	5	11	14.6	7.0	28.7	12
13 Unknown length of gestation	1	1	-	1.9	2.0	0	1	-	1	0.9	0	2.6	13
DEATHS													
14 Total, all ages	163	157	6	747.7	754.8	600.0	382	227	155	894.6	700.6	1504.9	14
15 Under 1 year	21	21	-	39.6	41.6	0	26	9	17	23.7	12.6	44.4	15
16 Under 28 days	12	12	-	22.6	23.8	0	20	9	11	18.2	12.6	28.7	16
17 Deaths from immaturity	5	5	-	9.4	9.9	0	5	3	2	4.6	4.2	5.2	17
18 1-4 years **	-	-	-	-	-	-	3	2	1	-	-	-	18
19 Maternal deaths	-	-	-	0	0	0	-	-	-	0	0	0	19
CAUSE OF DEATH													
20 Tuberculosis, all forms (001-019)	1	1	-	4.6	4.8	0	1	1	-	2.3	3.1	0	20
21 Syphilis and its sequelae (020-029)	-	-	-	0	0	0	2	1	1	4.7	3.1	9.7	21
22 Typhoid fever (040)	-	-	-	0	0	0	-	-	-	0	0	0	22
23 Dysentery, all forms (045-048)	-	-	-	0	0	0	-	-	-	0	0	0	23
24 Scarlet fever (050)	-	-	-	0	0	0	-	-	-	0	0	0	24
25 Streptococcal sore throat (051)	-	-	-	0	0	0	-	-	-	0	0	0	25
26 Diphtheria (055)	-	-	-	0	0	0	-	-	-	0	0	0	26
27 Whooping cough (056)	-	-	-	0	0	0	-	-	-	0	0	0	27
28 Meningococcal infections (057)	-	-	-	0	0	0	-	-	-	0	0	0	28
29 Acute poliomyelitis (080)	-	-	-	0	0	0	-	-	-	0	0	0	29
30 Acute infectious encephalitis (082)	-	-	-	0	0	0	-	-	-	0	0	0	30
31 Smallpox (084)	-	-	-	0	0	0	-	-	-	0	0	0	31
32 Measles (085)	1	1	-	4.6	4.8	0	-	-	-	0	0	0	32
33 Typhus and other rickettsial diseases (100-103, 105-108)	-	-	-	0	0	0	-	-	-	0	0	0	33
34 Rocky Mountain spotted fever (104)	-	-	-	0	0	0	-	-	-	0	0	0	34
35 Malaria (110-117)	-	-	-	0	0	0	-	-	-	0	0	0	35
36 All other diseases classified as infective and parasitic (030-039, 041-044, 049, 052-054, 059-074, 081, 083, 086-096, 120-138)	-	-	-	0	0	0	3	2	1	7.0	6.2	9.7	36
37 Malignant neoplasms, including neoplasms of lymphatic and haematopoietic tissues (140-205)	17	17	-	78.0	81.7	0	48	37	11	112.4	114.2	106.8	37
38 Benign and unspecified neoplasms (210-239)	-	-	-	0	0	0	-	-	-	0	0	0	38
39 Diabetes mellitus (260)	2	2	-	9.2	9.6	0	2	1	1	4.7	3.1	9.7	39
40 Pellagra (281)	-	-	-	0	0	0	-	-	-	0	0	0	40
41 Anemias (290-293)	2	2	-	9.2	9.6	0	2	2	-	4.7	6.2	0	41
42 Vascular lesions affecting central nervous system (330-334)	24	24	-	110.1	115.4	0	60	34	26	140.5	104.9	252.4	42
43 Nonmeningococcal meningitis (340)	-	-	-	0	0	0	-	-	-	0	0	0	43
44 Rheumatic fever (400-402)	-	-	-	0	0	0	1	1	-	2.3	3.1	0	44
45 Heart diseases (410-443)	53	49	4	243.1	235.6	400.0	131	81	50	306.8	250.0	485.4	45
46 Hypertension without mention of heart (444-447)	-	-	-	0	0	0	10	1	9	23.4	3.1	87.4	46
47 Influenza and pneumonia (480-483, 490-493)	9	9	-	41.3	43.3	0	10	1	9	23.4	3.1	87.4	47
48 Bronchitis (500-502)	1	1	-	4.6	4.8	0	-	-	-	0	0	0	48
49 Ulcer of stomach and duodenum (540-541)	1	1	-	4.6	4.8	0	3	2	1	7.0	6.2	9.7	49
50 Appendicitis (550-553)	-	-	-	0	0	0	-	-	-	0	0	0	50
51 Intestinal obstruction and hernia (560, 561, 570)	-	-	-	0	0	0	1	-	1	2.3	0	9.7	51
52 Gastritis, duodenitis, enteritis and colitis (except diarrhea of the newborn) (543, 571, 572)	-	-	-	0	0	0	4	2	2	9.4	6.2	19.4	52
53 Cirrhosis of liver (581)	1	1	-	4.6	4.8	0	1	1	-	2.3	3.1	0	53
54 Nephritis and nephrosis (590-594)	3	3	-	13.8	14.4	0	8	3	5	18.7	9.3	48.5	54
55 Hyperplasia of prostate (610)	-	-	-	0	0	0	2	1	1	4.7	3.1	9.7	55
56 Complications of pregnancy, childbirth and the puerperium (640-652, 670-689)	-	-	-	0	0	0	-	-	-	0	0	0	56
57 Congenital malformations (750-759)	4	4	-	18.3	19.2	0	7	6	1	16.4	18.5	9.7	57
58 Birth injuries, postnatal asphyxia and alelectasis (760-762)	1	1	-	4.6	4.8	0	8	3	5	18.7	9.3	48.5	58
59 Infection of the newborn (763-768)	3	3	-	13.8	14.4	0	1	-	1	2.3	0	9.7	59
60 Other diseases peculiar to early infancy, and immaturity unqualified (769-776)	5	5	-	22.9	24.0	0	8	4	4	18.7	12.3	38.8	60
61 Senility, without mention of psychosis (794)	-	-	-	0	0	0	3	1	2	7.0	3.1	19.4	61
62 Ill-defined and unknown causes (780-793, 795)	2	2	-	9.2	9.6	0	2	1	1	4.7	3.1	9.7	62
63 Motor vehicle accidents (E810-E835)	7	7	-	32.1	33.7	0	11	8	3	25.8	24.7	29.1	63
64 All other accidents (E800-E802, E840-E962)	3	3	-	13.8	14.4	0	13	9	4	30.4	27.8	38.8	64
65 Suicide (E963, E970, E979)	-	-	-	0	0	0	6	6	-	14.1	18.5	0	65
66 Homicide (E964, E980-E985)	1	1	-	4.6	4.8	0	9	1	8	21.1	3.1	77.7	66
67 All other diseases (residual)	22	20	2	100.9	96.2	200.0	25	17	8	58.5	52.5	77.7	67

TABLE XIII VITAL STATISTICS, BY COUNTY, BY RACE, GEORGIA, 1958

ITEM	Clay						Clayton						
	Number			Rate or Ratio *			Number			Rate or Ratio *			
	Total	White	Non-White	Total	White	Non-White	Total	White	Non-White	Total	White	Non-White	
1 Estimated population	5,200	1,600	3,600				33,900	29,100	4,800				1
LIVE BIRTHS													
2 Total	125	22	103	24.0	13.8	28.6	1,134	996	138	33.5	34.2	28.8	2
3 Delivered in hospital	56	22	34	44.8%	100.0%	33.0%	1,077	986	91	95.0%	99.0%	65.9%	3
4 Delivered in home by physician	-	-	-	0%	0%	0%	16	7	9	1.4%	0.7%	6.5%	4
5 Delivered in home by midwife	69	-	69	55.2%	0%	67.0%	39	2	37	3.4%	0.2%	26.8%	5
6 Other deliveries	-	-	-	0%	0%	0%	2	1	1	0.2%	0.1%	0.7%	6
7 Immature births	16	-	16	128.0	0	155.3	79	58	21	69.7	58.2	152.2	7
8 Live births to un-wed mothers	30	-	30	240.0	0	291.3	44	8	36	38.8	8.0	260.9	8
FETAL DEATHS													
9 Total	3	-	3	24.0	0	29.1	33	31	2	29.1	31.1	14.5	9
10 Under 20 weeks gestation	-	-	-	0	0	0	17	17	-	15.0	17.1	0	10
11 20-27 weeks gestation	1	-	1	8.0	0	9.7	4	3	1	3.5	3.0	7.2	11
12 28 weeks and more	2	-	2	16.0	0	19.4	12	11	1	10.6	11.0	7.2	12
13 Unknown length of gestation	-	-	-	0	0	0	-	-	-	0	0	0	13
DEATHS													
14 Total, all ages	50	18	32	961.5	125.0	888.9	227	181	46	669.6	622.0	958.3	14
15 Under 1 year	2	-	2	16.0	0	19.4	37	21	16	32.6	21.1	115.9	15
16 Under 28 days	1	-	1	8.0	0	9.7	22	13	9	19.4	13.1	65.2	16
17 Deaths from immaturity	-	-	-	0	0	0	4	1	3	3.5	1.0	21.7	17
18 1-4 years **	1	-	1	-	-	-	4	4	-	-	-	-	18
19 Maternal deaths	-	-	-	0	0	0	-	-	-	0	0	0	19
CAUSE OF DEATH													
20 Tuberculosis, all forms (001-019)	-	-	-	0	0	0	1	1	-	2.9	3.4	0	20
21 Syphilis and its sequelae (020-029)	-	-	-	0	0	0	-	-	-	0	0	0	21
22 Typhoid fever (040)	-	-	-	0	0	0	-	-	-	0	0	0	22
23 Dysentery, all forms (045-048)	-	-	-	0	0	0	-	-	-	0	0	0	23
24 Scarlet fever (050)	-	-	-	0	0	0	-	-	-	0	0	0	24
25 Streptococcal sore throat (051)	-	-	-	0	0	0	-	-	-	0	0	0	25
26 Diphtheria (055)	-	-	-	0	0	0	1	1	-	2.9	3.4	0	26
27 Whooping cough (056)	-	-	-	0	0	0	-	-	-	0	0	0	27
28 Meningococcal infections (057)	-	-	-	0	0	0	-	-	-	0	0	0	28
29 Acute poliomyelitis (080)	-	-	-	0	0	0	-	-	-	0	0	0	29
30 Acute infectious encephalitis (082)	-	-	-	0	0	0	-	-	-	0	0	0	30
31 Smallpox (084)	-	-	-	0	0	0	-	-	-	0	0	0	31
32 Measles (085)	-	-	-	0	0	0	-	-	-	0	0	0	32
33 Typhus and other rickettsial diseases (100-103, 105-108)	-	-	-	0	0	0	-	-	-	0	0	0	33
34 Rocky Mountain spotted fever (104)	-	-	-	0	0	0	-	-	-	0	0	0	34
35 Malaria (110-117)	-	-	-	0	0	0	-	-	-	0	0	0	35
36 All other diseases classified as infective and parasitic (030-039, 041-044, 049, 052-054, 059-074, 081, 083, 086-096, 120-138)	-	-	-	0	0	0	-	-	-	0	0	0	36
37 Malignant neoplasms, including neoplasms of lymphatic and haemopoietic tissues (140-205)	4	3	1	76.9	187.5	27.8	36	31	5	106.2	106.5	104.2	37
38 Benign and unspecified neoplasms (210-239)	-	-	-	0	0	0	1	1	-	2.9	3.4	0	38
39 Diabetes mellitus (260)	1	1	-	19.2	62.5	0	3	3	-	8.8	10.3	0	39
40 Pellagra (281)	-	-	-	0	0	0	-	-	-	0	0	0	40
41 Anemias (290-293)	-	-	-	0	0	0	-	-	-	0	0	0	41
42 Vascular lesions affecting central nervous system (330-334)	15	7	8	288.5	437.5	222.2	21	16	5	61.9	55.0	104.2	42
43 Nonmeningococcal meningitis (340)	1	-	-	0	0	0	1	-	1	2.9	0	20.8	43
44 Rheumatic fever (400-402)	-	-	-	0	0	0	-	-	-	0	0	0	44
45 Heart diseases (410-443)	20	7	13	384.6	437.5	361.1	64	60	4	188.8	206.2	83.3	45
46 Hypertension without mention of heart (444-447)	1	-	1	19.2	0	27.8	-	-	-	0	0	0	46
47 Influenza and pneumonia (480-483, 490-493)	2	-	2	38.5	0	55.6	15	9	6	44.2	30.9	125.0	47
48 Bronchitis (500-502)	-	-	-	0	0	0	1	1	-	2.9	3.4	0	48
49 Ulcer of stomach and duodenum (540-541)	-	-	-	0	0	0	2	1	1	5.9	3.4	20.8	49
50 Appendicitis (550-553)	-	-	-	0	0	0	-	-	-	0	0	0	50
51 Intestinal obstruction and hernia (560, 561, 570)	-	-	-	0	0	0	1	-	1	2.9	0	20.8	51
52 Gastritis, duodenitis, enteritis and colitis (except diarrhea of the newborn) (543, 571, 572)	1	-	1	19.2	0	27.8	1	-	1	2.9	0	20.8	52
53 Cirrhosis of liver (581)	-	-	-	0	0	0	2	2	-	5.9	6.9	0	53
54 Nephritis and nephrosis (590-594)	2	-	2	38.5	0	55.6	4	1	3	11.8	3.4	62.5	54
55 Hyperplasia of prostate (610)	-	-	-	0	0	0	-	-	-	0	0	0	55
56 Complications of pregnancy, childbirth and the puerperium (640-652, 670-689)	-	-	-	0	0	0	-	-	-	0	0	0	56
57 Congenital malformations (750-759)	1	-	1	19.2	0	27.8	6	4	2	17.7	13.7	41.7	57
58 Birth injuries, postnatal asphyxia and olelethias (760-762)	-	-	-	0	0	0	7	6	1	20.6	20.6	20.8	58
59 Infection of the newborn (763-768)	-	-	-	0	0	0	2	-	2	5.9	0	41.7	59
60 Other diseases peculiar to early infancy, and immaturity unqualified (769-776)	-	-	-	0	0	0	8	4	4	23.6	13.7	83.3	60
61 Senility, without mention of psychosis (794)	-	-	-	0	0	0	-	-	-	0	0	0	61
62 Ill-defined and unknown causes (780-793, 795)	-	-	-	0	0	0	-	-	-	0	0	0	62
63 Motor vehicle accidents (E810-E835)	1	-	1	19.2	0	27.8	10	9	1	29.5	30.9	20.8	63
64 All other accidents (E800-E802, E840-E962)	-	-	-	0	0	0	12	10	2	35.4	34.4	41.7	64
65 Suicide (E963, E970, E979)	-	-	-	0	0	0	-	-	-	0	0	0	65
66 Homicide (E964, E980-E985)	-	-	-	0	0	0	3	-	3	8.8	0	62.5	66
67 All other diseases (residual)	2	-	2	38.5	0	55.6	25	21	4	73.7	72.2	83.3	67

TABLE XIII VITAL STATISTICS, BY COUNTY, BY RACE, GEORGIA, 1958

ITEM	Clinch						Cobb						
	Number			Rate or Ratio *			Number			Rate or Ratio *			
	Total	White	Non-White	Total	White	Non-White	Total	White	Non-White	Total	White	Non-White	
1 Estimated population	6,500	4,400	2,100				84,800	77,800	7,000				1
LIVE BIRTHS													
2 Total	193	97	96	29.7	22.0	45.7	2,972	2,715	257	35.0	34.9	36.7	2
3 Delivered in hospital	173	97	76	89.6%	100.0%	79.2%	2,961	2,709	252	99.6%	99.8%	98.1%	3
4 Delivered in home by physician	3	-	3	1.6%	0%	3.1%	9	5	4	0.3%	0.2%	1.6%	4
5 Delivered in home by midwife	17	-	17	8.8%	0%	17.7%	1	-	1	0.0%	0%	0.4%	5
6 Other deliveries	-	-	-	0%	0%	0%	1	1	-	0.0%	0.0%	0%	6
7 Immature births	22	5	17	114.0	51.5	177.1	229	185	44	77.1	68.1	171.2	7
8 Live births to un-wed mothers	14	1	13	72.5	10.3	135.4	78	27	51	26.2	9.9	198.4	8
FETAL DEATHS													
9 Total	6	1	5	31.1	10.3	52.1	55	41	14	18.5	15.1	54.5	9
10 Under 20 weeks gestation	1	1	-	5.2	10.3	0	19	15	4	6.4	5.5	15.6	10
11 20-27 weeks gestation	3	-	3	15.5	0	31.3	12	7	5	4.0	2.6	19.5	11
12 28 weeks and more	2	-	2	10.4	0	20.8	21	17	4	7.1	6.3	15.6	12
13 Unknown length of gestation	-	-	-	0	0	0	3	2	1	1.0	0.7	3.9	13
DEATHS													
14 Total, all ages	61	38	23	938.5	863.6	1095.2	628	533	95	740.6	685.1	1357.1	14
15 Under 1 year	10	5	5	51.8	51.5	52.1	73	62	11	24.6	22.8	42.8	15
16 Under 28 days	8	5	3	41.5	51.5	31.3	56	49	7	18.8	18.0	27.2	16
17 Deaths from immaturity	2	-	2	10.4	0	20.8	9	6	3	3.0	2.2	11.7	17
18 1-4 years **	2	2	-	-	-	-	10	8	2	-	-	-	18
19 Maternal deaths	-	-	-	0	0	0	2	2	-	6.7	7.4	0	19
CAUSE OF DEATH													
20 Tuberculosis, all forms (001-019)	1	1	-	15.4	22.7	0	7	4	3	8.3	5.1	42.9	20
21 Syphilis and its sequelae (020-029)	-	-	-	0	0	0	5	2	3	5.9	2.6	42.9	21
22 Typhoid fever (040)	-	-	-	0	0	0	-	-	-	0	0	0	22
23 Dysentery, all forms (045-048)	-	-	-	0	0	0	-	-	-	0	0	0	23
24 Scarlet fever (050)	-	-	-	0	0	0	-	-	-	0	0	0	24
25 Streptococcal sore throat (051)	-	-	-	0	0	0	-	-	-	0	0	0	25
26 Diphtheria (055)	-	-	-	0	0	0	-	-	-	0	0	0	26
27 Whooping cough (056)	-	-	-	0	0	0	-	-	-	0	0	0	27
28 Meningococcal infections (057)	-	-	-	0	0	0	1	1	-	1.2	1.3	0	28
29 Acute poliomyelitis (080)	-	-	-	0	0	0	-	-	-	0	0	0	29
30 Acute infectious encephalitis (082)	-	-	-	0	0	0	-	-	-	0	0	0	30
31 Smallpox (084)	-	-	-	0	0	0	-	-	-	0	0	0	31
32 Measles (085)	-	-	-	0	0	0	-	-	-	0	0	0	32
33 Typhus and other rickettsial diseases (100-103, 105-108)	-	-	-	0	0	0	-	-	-	0	0	0	33
34 Rocky Mountain spotted fever (104)	-	-	-	0	0	0	-	-	-	0	0	0	34
35 Malaria (110-117)	-	-	-	0	0	0	-	-	-	0	0	0	35
36 All other diseases classified as infective and parasitic (030-039, 041-044, 049, 052-054, 059-074, 081, 083, 086-096, 120-138)	1	1	-	15.4	22.7	0	2	1	1	2.4	1.3	14.3	36
37 Malignant neoplasms, including neoplasms of lymphatic and haematopoietic tissues (140-205)	8	7	1	123.1	159.1	47.6	96	88	8	113.2	113.1	114.3	37
38 Benign and unspecified neoplasms (210-239)	-	-	-	0	0	0	3	3	-	2.5	3.9	0	38
39 Diabetes mellitus (260)	1	-	1	15.4	0	47.6	4	4	-	4.7	5.1	0	39
40 Pellagra (281)	-	-	-	0	0	0	-	-	-	0	0	0	40
41 Anemias (290-293)	-	-	-	0	0	0	1	1	-	1.2	1.3	0	41
42 Vascular lesions affecting central nervous system (330-334)	2	-	2	30.8	0	95.2	90	76	14	106.1	97.7	200.0	42
43 Nonmeningococcal meningitis (340)	-	-	-	0	0	0	4	4	-	4.7	5.1	0	43
44 Rheumatic fever (400-402)	-	-	-	0	0	0	1	1	-	1.2	1.3	0	44
45 Heart diseases (410-443)	24	16	8	369.2	363.6	381.0	204	179	25	240.6	230.1	357.1	45
46 Hypertension without mention of heart (444-447)	1	1	-	15.4	22.7	0	6	3	3	7.1	3.9	42.9	46
47 Influenza and pneumonia (480-483, 490-493)	2	1	1	30.8	22.7	47.6	16	11	5	18.9	14.1	71.4	47
48 Bronchitis (500-502)	-	-	-	0	0	0	3	2	1	3.5	2.6	14.3	48
49 Ulcer of stomach and duodenum (540-541)	-	-	-	0	0	0	4	3	1	4.7	3.9	14.3	49
50 Appendicitis (550-553)	-	-	-	0	0	0	-	-	-	0	0	0	50
51 Intestinal obstruction and hernia (560, 561, 570)	-	-	-	0	0	0	1	-	1	1.2	0	14.3	51
52 Gastritis, duodenitis, enteritis and colitis (except diarrhea of the newborn) (543, 571, 572)	-	-	-	0	0	0	1	-	1	1.2	0	14.3	52
53 Cirrhosis of liver (581)	1	-	1	15.4	0	47.6	1	1	-	1.2	1.3	0	53
54 Nephritis and nephrosis (590-594)	-	-	-	0	0	0	7	7	-	8.3	9.0	0	54
55 Hyperplasia of prostate (610)	-	-	-	0	0	0	-	-	-	0	0	0	55
56 Complications of pregnancy, childbirth and the puerperium (640-652, 670-689)	-	-	-	0	0	0	2	2	-	2.4	2.6	0	56
57 Congenital malformations (750-759)	-	-	-	0	0	0	13	13	-	15.3	16.7	0	57
58 Birth injuries, postnatal asphyxia and atelectasis (760-762)	4	4	-	61.5	90.9	0	25	23	2	29.5	29.6	28.6	58
59 Infection of the newborn (763-768)	2	1	1	30.8	22.7	47.6	-	-	-	0	0	0	59
60 Other diseases peculiar to early infancy, and immaturity unqualified (769-776)	2	-	2	30.8	0	95.2	17	13	4	20.0	16.7	57.1	60
61 Senility, without mention of psychosis (794)	-	-	-	0	0	0	1	1	-	1.2	1.3	0	61
62 Ill-defined and unknown causes (780-793, 795)	-	-	-	0	0	0	5	3	2	5.9	3.9	28.6	62
63 Motor vehicle accidents (E810-E835)	2	2	-	30.8	45.5	0	24	21	3	28.3	27.0	42.9	63
64 All other accidents (E800-E802, E840-E962)	4	2	2	61.5	45.5	95.2	22	15	7	25.9	19.3	100.0	64
65 Suicide (E963, E970, E979)	1	1	-	15.4	22.7	0	9	9	-	10.6	11.6	0	65
66 Homicide (E964, E980-E985)	-	-	-	0	0	0	7	2	5	8.3	2.6	71.4	66
67 All other diseases (residual)	5	1	4	76.9	22.7	190.5	46	40	6	54.2	51.4	85.7	67

TABLE XIII VITAL STATISTICS, BY COUNTY, BY RACE, GEORGIA, 1958

ITEM	Coffee						Colquitt						
	Number			Rate or Ratio †			Number			Rate or Ratio †			
	Total	White	Non-White	Total	White	Non-White	Total	White	Non-White	Total	White	Non-White	
1 Estimated population	26,100	19,600	6,500				35,700	27,200	8,500				1
LIVE BIRTHS													
2 Total	541	346	195	20.7	17.7	30.0	808	538	270	22.6	19.8	31.8	2
3 Delivered in hospital	389	317	72	71.9%	91.6%	36.9%	664	533	131	82.2%	99.1%	48.5%	3
4 Delivered in home by physician	37	21	16	6.8%	6.1%	8.2%	10	4	6	1.2%	0.7%	2.2%	4
5 Delivered in home by midwife	115	8	107	21.3%	2.3%	54.9%	134	1	133	16.6%	0.2%	49.3%	5
6 Other deliveries				0%	0%	0%				0%	0%	0%	6
7 Immature births	42	20	22	77.6	57.8	112.8	59	30	29	73.0	55.8	107.4	7
8 Live births to un-wed mothers	54	8	46	99.8	23.1	235.9	73	5	68	90.3	9.3	251.9	8
FETAL DEATHS													
9 Total	17	13	4	31.4	37.6	20.5	26	12	14	32.2	22.3	51.9	9
10 Under 20 weeks gestation	8	7	1	14.8	20.2	5.1	7	4	3	8.7	7.4	11.1	10
11 20-27 weeks gestation	2	1	1	3.7	2.9	5.1	6	2	4	7.4	3.7	14.8	11
12 28 weeks and more	6	4	2	11.1	11.6	10.3	9	4	5	11.1	7.4	18.5	12
13 Unknown length of gestation	1	1		1.8	2.9	0	4	2	2	5.0	3.7	7.4	13
DEATHS													
14 Total, all ages	214	131	83	819.9	668.4	1276.9	284	192	92	795.5	705.9	1082.4	14
15 Under 1 year	26	9	17	48.1	26.0	87.2	32	12	20	39.6	22.3	74.1	15
16 Under 28 days	15	7	8	27.7	20.2	41.0	14	6	8	17.3	11.2	29.6	16
17 Deaths from immaturity	3	2	1	5.5	5.8	5.1	5	2	3	6.2	3.7	11.1	17
18 1-4 years **	7	4	3				5	3	2				18
19 Maternal deaths				0	0	0				0	0	0	19
CAUSE OF DEATH													
20 Tuberculosis, all forms (001-019)				0	0	0	1	1		2.8	3.7	0	20
21 Syphilis and its sequelae (020-029)	1		1	3.8	0	15.4				0	0	0	21
22 Typhoid fever (040)				0	0	0				0	0	0	22
23 Dysentery, all forms (045-048)				0	0	0				0	0	0	23
24 Scarlet fever (050)				0	0	0				0	0	0	24
25 Streptococcal sore throat (051)				0	0	0				0	0	0	25
26 Diphtheria (055)				0	0	0				0	0	0	26
27 Whooping cough (056)				0	0	0				0	0	0	27
28 Meningococcal infections (057)				0	0	0				0	0	0	28
29 Acute poliomyelitis (080)				0	0	0				0	0	0	29
30 Acute infectious encephalitis (082)				0	0	0				0	0	0	30
31 Smallpox (084)				0	0	0				0	0	0	31
32 Measles (085)	1	1		3.8	5.1	0	3	2	1	8.4	7.4	11.8	32
33 Typhus and other rickettsial diseases (100-103, 105-108)				0	0	0				0	0	0	33
34 Rocky Mountain spotted fever (104)				0	0	0				0	0	0	34
35 Malaria (110-117)				0	0	0				0	0	0	35
36 All other diseases classified as infective and parasitic (030-039, 041-044, 049, 052-054, 059-074, 081, 083, 086-096, 120-138)	3	1	2	11.5	5.1	30.8	3	1	2	8.4	3.7	23.5	36
37 Malignant neoplasms, including neoplasms of lymphatic and haematopoietic tissues (140-205)	21	13	8	80.5	66.3	123.1	32	21	11	89.6	77.2	129.4	37
38 Benign and unspecified neoplasms (210-239)				0	0	0				0	0	0	38
39 Diabetes mellitus (260)	1		1	3.8	0	15.4	5	3	2	14.0	11.0	23.5	39
40 Pellagra (281)				0	0	0				0	0	0	40
41 Anemias (290-293)	2	1	1	7.7	5.1	15.4	1		1	2.8	0	11.8	41
42 Vascular lesions affecting central nervous system (330-334)	30	21	9	114.9	107.1	138.5	40	28	12	112.0	102.9	141.2	42
43 Nonmeningococcal meningitis (340)				0	0	0	2		2	5.6	0	23.5	43
44 Rheumatic fever (400-402)				0	0	0				0	0	0	44
45 Heart diseases (410-443)	70	49	21	268.2	250.0	323.1	79	66	13	221.3	242.6	152.9	45
46 Hypertension without mention of heart (444-447)	3		3	11.5	0	46.2	2	1	1	5.6	3.7	11.8	46
47 Influenza and pneumonia (480-483, 490-493)	16	7	9	61.3	35.7	138.5	21	10	11	58.8	36.8	129.4	47
48 Bronchitis (500-502)				0	0	0				0	0	0	48
49 Ulcer of stomach and duodenum (540-541)				0	0	0				0	0	0	49
50 Appendicitis (550-553)	1	1		3.8	5.1	0				0	0	0	50
51 Intestinal obstruction and hernia (560, 561, 570)	2	2		7.7	10.2	0	4	1	3	11.2	3.7	35.3	51
52 Gastritis, duodenitis, enteritis and colitis (except diarrhea of the newborn) (543, 571, 572)	2	1	1	7.7	5.1	15.4	2	2	2	5.6	0	23.5	52
53 Cirrhosis of liver (581)	2	2		7.7	10.2	0	3	2	1	8.4	7.4	11.8	53
54 Nephritis and nephrosis (590-594)	3	1	2	11.5	5.1	30.8	6	2	4	16.8	7.4	47.1	54
55 Hyperplasia of prostate (610)	3	1	2	11.5	5.1	30.8	1	1		2.8	3.7	0	55
56 Complications of pregnancy, childbirth and the puerperium (640-652, 670-689)				0	0	0				0	0	0	56
57 Congenital malformations (750-759)	2	1	1	7.7	5.1	15.4	4	2	2	11.2	7.4	23.5	57
58 Birth injuries, postnatal asphyxia and atelectasis (760-762)	5	3	2	19.2	15.3	30.8	8	5	3	22.4	18.4	35.3	58
59 Infection of the newborn (763-768)	4		4	15.3	0	61.5	1		1	2.8	0	11.8	59
60 Other diseases peculiar to early infancy, and immaturity unqualified (769-774)	6	4	2	23.0	20.4	30.8	5	2	3	14.0	7.4	35.3	60
61 Senility, without mention of psychosis (794)				0	0	0	1	1		2.8	3.7	0	61
62 Ill-defined and unknown causes (780-793, 795)	1		1	3.8	0	15.4	4	2	2	11.2	7.4	23.5	62
63 Motor vehicle accidents (E810-E835)	8	5	3	30.7	25.5	46.2	11	8	3	30.8	29.4	35.3	63
64 All other accidents (E800-E802, E840-E962)	5	1	4	19.2	5.1	61.5	16	10	6	44.8	36.8	70.6	64
65 Suicide (E963, E970, E979)	1			3.8	5.1	0	7	6	1	19.6	22.1	11.8	65
66 Homicide (E964, E980-E985)	2		2	7.7	0	30.8	4	3	1	11.2	11.0	11.8	66
67 All other diseases (residual)	19	15	4	72.8	76.6	61.5	18	14	4	50.4	51.5	47.1	67

TABLE XIII VITAL STATISTICS, BY COUNTY, BY RACE, GEORGIA, 1958

ITEM	Columbia						Cook						
	Number			Rate or Ratio *			Number			Rate or Ratio *			
	Total	White	Non-White	Total	White	Non-White	Total	White	Non-White	Total	White	Non-White	
1 Estimated population	11,000	6,100	4,900				12,700	9,000	3,700				1
LIVE BIRTHS													
2 Total	381	224	157	34.6	36.7	32.0	280	154	126	22.0	17.1	34.1	2
3 Delivered in hospital	297	222	75	78.0%	99.1%	47.8%	243	152	91	86.8%	98.7%	72.2%	3
4 Delivered in home by physician	7	1	6	1.8%	0.4%	3.8%	2	1	1	0.7%	0.6%	0.8%	4
5 Delivered in home by midwife	77	1	76	20.2%	0.4%	48.4%	34	1	33	12.1%	0.6%	26.2%	5
6 Other deliveries	-	-	-	0%	0%	0%	1	-	1	0.4%	0%	0.8%	6
7 Immature births	39	10	29	102.4	44.6	184.7	32	13	19	114.3	84.4	150.8	7
8 Live births to un-wed mothers	41	1	40	107.6	4.5	254.8	36	5	31	128.6	32.5	246.0	8
FETAL DEATHS													
9 Total	21	13	8	55.1	58.0	51.0	12	6	6	42.9	39.0	47.6	9
10 Under 20 weeks gestation	13	7	6	34.1	31.3	38.2	3	3	3	10.7	19.5	0	10
11 20-27 weeks gestation	3	3	-	7.9	13.4	0	3	-	3	10.7	0	23.8	11
12 28 weeks and more	4	2	2	10.5	8.9	12.7	5	3	2	17.9	19.5	15.9	12
13 Unknown length of gestation	1	1	-	2.6	4.5	0	1	-	1	3.6	0	7.9	13
DEATHS													
14 Total, all ages	92	43	49	836.4	704.9	1000.0	86	58	28	677.2	644.4	756.8	14
15 Under 1 year	11	3	8	28.9	13.4	51.0	9	4	5	32.1	26.0	39.7	15
16 Under 28 days	8	3	5	21.0	13.4	31.8	8	4	4	28.6	26.0	31.7	16
17 Deaths from immaturity	2	-	2	5.2	0	12.7	4	1	3	14.3	6.5	23.8	17
18 1-4 years **	-	-	-	0	0	0	-	-	-	0	0	0	18
19 Maternal deaths	-	-	-	0	0	0	-	-	-	0	0	0	19
CAUSE OF DEATH													
20 Tuberculosis, all forms (001-019)	-	-	-	0	0	0	1	1	-	7.9	11.1	0	20
21 Syphilis and its sequelae (020-029)	-	-	-	0	0	0	-	-	-	0	0	0	21
22 Typhoid fever (040)	-	-	-	0	0	0	-	-	-	0	0	0	22
23 Dysentery, all forms (045-048)	-	-	-	0	0	0	1	1	-	7.9	11.1	0	23
24 Scarlet fever (050)	-	-	-	0	0	0	-	-	-	0	0	0	24
25 Streptococcal sore throat (051)	-	-	-	0	0	0	-	-	-	0	0	0	25
26 Diphtheria (055)	-	-	-	0	0	0	-	-	-	0	0	0	26
27 Whooping cough (056)	-	-	-	0	0	0	-	-	-	0	0	0	27
28 Meningococcal infections (057)	-	-	-	0	0	0	-	-	-	0	0	0	28
29 Acute poliomyelitis (080)	-	-	-	0	0	0	-	-	-	0	0	0	29
30 Acute infectious encephalitis (082)	-	-	-	0	0	0	-	-	-	0	0	0	30
31 Smallpox (084)	-	-	-	0	0	0	-	-	-	0	0	0	31
32 Measles (085)	-	-	-	0	0	0	-	-	-	0	0	0	32
33 Typhus and other rickettsial diseases (100-103, 105-108)	-	-	-	0	0	0	-	-	-	0	0	0	33
34 Rocky Mountain spotted fever (104)	-	-	-	0	0	0	-	-	-	0	0	0	34
35 Malaria (110-117)	-	-	-	0	0	0	-	-	-	0	0	0	35
36 All other diseases classified as infective and parasitic (030-039, 041-044, 049, 052-054, 059-074, 081, 083, 086-096, 120-138)	-	-	-	0	0	0	-	-	-	0	0	0	36
37 Malignant neoplasms, including neoplasms of lymphatic and hematopoietic tissues (140-205)	12	7	5	109.1	114.8	102.0	6	6	-	47.2	66.7	0	37
38 Benign and unspecified neoplasms (210-239)	-	-	-	0	0	0	-	-	-	0	0	0	38
39 Diabetes mellitus (260)	-	-	-	0	0	0	1	-	1	7.9	0	27.0	39
40 Pellagra (281)	-	-	-	0	0	0	-	-	-	0	0	0	40
41 Anemias (290-293)	1	-	1	9.1	0	20.4	-	-	-	0	0	0	41
42 Vascular lesions affecting central nervous system (330-334)	12	4	8	109.1	65.6	163.3	16	6	10	126.0	66.7	270.3	42
43 Nonmeningococcal meningitis (340)	-	-	-	0	0	0	-	-	-	0	0	0	43
44 Rheumatic fever (400-402)	-	-	-	0	0	0	-	-	-	0	0	0	44
45 Heart diseases (410-443)	31	18	13	281.8	295.1	265.3	26	22	4	204.7	244.4	108.1	45
46 Hypertension without mention of heart (444-447)	-	-	-	0	0	0	1	1	-	7.9	11.1	0	46
47 Influenza and pneumonia (480-483, 490-493)	8	3	5	72.7	49.2	102.0	5	5	-	39.4	55.6	0	47
48 Bronchitis (500-502)	1	1	-	9.1	16.4	0	-	-	-	0	0	0	48
49 Ulcer of stomach and duodenum (540-541)	1	-	1	9.1	0	20.4	1	-	1	7.9	0	27.0	49
50 Appendicitis (550-553)	-	-	-	0	0	0	-	-	-	0	0	0	50
51 Intestinal obstruction and hernia (560, 561, 570)	1	1	-	9.1	16.4	0	-	-	-	0	0	0	51
52 Gastritis, duodenitis, enteritis and colitis (except diarrhea of the newborn) (543, 571, 572)	-	-	-	0	0	0	2	1	1	15.7	11.1	27.0	52
53 Cirrhosis of liver (581)	-	-	-	0	0	0	1	1	-	7.9	11.1	0	53
54 Nephritis and nephrosis (590-594)	6	2	4	54.5	32.8	81.6	1	-	1	7.9	0	27.0	54
55 Hyperplasia of prostate (610)	1	1	-	9.1	16.4	0	-	-	-	0	0	0	55
56 Complications of pregnancy, childbirth and the puerperium (640-652, 670-689)	-	-	-	0	0	0	-	-	-	0	0	0	56
57 Congenital malformations (750-759)	3	1	2	27.3	16.4	40.8	-	-	-	0	0	0	57
58 Birth injuries, postnatal asphyxia and atelectasis (760-762)	-	-	-	0	0	0	3	2	1	23.6	22.2	27.0	58
59 Infection of the newborn (763-768)	1	1	-	9.1	16.4	0	-	-	-	0	0	0	59
60 Other diseases peculiar to early infancy, and immaturity unqualified (769-776)	3	-	3	27.3	0	61.2	5	2	3	39.4	22.2	81.1	60
61 Senility, without mention of psychosis (794)	1	-	-	9.1	0	0	1	-	1	7.9	0	27.0	61
62 Ill-defined and unknown causes (780-793, 795)	1	-	1	9.1	0	20.4	-	-	-	0	0	0	62
63 Motor vehicle accidents (E810-E835)	7	4	3	63.6	65.6	61.2	2	2	-	15.7	22.2	0	63
64 All other accidents (E800-E802, E840-E962)	3	-	3	27.3	0	61.2	7	4	3	55.1	44.4	81.1	64
65 Suicide (E963, E970, E979)	-	-	-	0	0	0	-	-	-	0	0	0	65
66 Homicide (E964, E980-E985)	-	-	-	0	0	0	1	-	1	7.9	0	27.0	66
67 All other diseases (residual)	-	-	-	0	0	0	5	4	1	39.4	44.4	27.0	67

TABLE XIII VITAL STATISTICS, BY COUNTY, BY RACE, GEORGIA, 1958

ITEM	Coweta						Crawford						
	Number			Rate or Ratio *			Number			Rate or Ratio *			
	Total	White	Non-White	Total	White	Non-White	Total	White	Non-White	Total	White	Non-White	
1 Estimated population	28,900	18,300	10,600				5,600	2,300	3,300				1
LIVE BIRTHS													
2 Total	701	390	311	24.3	21.3	29.3	167	43	124	29.8	18.7	37.6	2
3 Delivered in hospital	537	386	151	76.6%	99.0%	48.6%	70	41	29	41.9%	95.3%	23.4%	3
4 Delivered in home by physician	16	1	15	2.3%	0.3%	4.8%	48	1	47	28.7%	2.3%	37.9%	4
5 Delivered in home by midwife	144	2	142	20.5%	0.5%	45.7%	48	1	47	28.7%	2.3%	37.9%	5
6 Other deliveries	4	1	3	0.6%	0.3%	1.0%	1	-	1	0.6%	0%	0.8%	6
7 Immature births	72	32	40	102.7	82.1	128.6	9	-	9	53.9	0	72.6	7
8 Live births to un-wed mothers	77	2	75	109.8	5.1	241.2	23	-	23	137.7	0	185.5	8
FETAL DEATHS													
9 Total	24	9	15	34.2	23.1	48.2	4	-	4	24.0	0	32.3	9
10 Under 20 weeks gestation	1	-	1	1.4	0	3.2	1	-	1	6.0	0	8.1	10
11 20-27 weeks gestation	7	3	4	10.0	7.7	12.9	-	-	-	0	0	0	11
12 28 weeks and more	12	3	9	17.1	7.7	28.9	3	-	3	18.0	0	24.2	12
13 Unknown length of gestation	4	3	1	5.7	7.7	3.2	-	-	-	0	0	0	13
DEATHS													
14 Total, all ages	266	164	102	920.4	896.2	962.3	37	15	22	660.7	652.2	666.7	14
15 Under 1 year	19	10	9	27.1	25.6	28.9	4	-	4	24.0	0	32.3	15
16 Under 28 days	9	6	3	12.8	15.4	9.6	3	-	3	18.0	0	24.2	16
17 Deaths from immaturity	4	2	2	5.7	5.1	6.4	-	-	-	0	0	0	17
18 1-4 years **	7	2	5				3	1	2				18
19 Maternal deaths	2	-	2	28.5	0	64.3	-	-	-	0	0	0	19
CAUSE OF DEATH													
20 Tuberculosis, all forms (001-019)	1	-	1	3.5	0	9.4	-	-	-	0	0	0	20
21 Syphilis and its sequelae (020-029)	-	-	-	0	0	0	-	-	-	0	0	0	21
22 Typhoid fever (040)	-	-	-	0	0	0	-	-	-	0	0	0	22
23 Dysentery, all forms (045-048)	-	-	-	0	0	0	-	-	-	0	0	0	23
24 Scarlet fever (050)	-	-	-	0	0	0	-	-	-	0	0	0	24
25 Streptococcal sore throat (051)	-	-	-	0	0	0	-	-	-	0	0	0	25
26 Diphtheria (055)	1	-	1	3.5	0	9.4	-	-	-	0	0	0	26
27 Whooping cough (056)	-	-	-	0	0	0	-	-	-	0	0	0	27
28 Meningococcal infections (057)	-	-	-	0	0	0	-	-	-	0	0	0	28
29 Acute poliomyelitis (080)	-	-	-	0	0	0	-	-	-	0	0	0	29
30 Acute infectious encephalitis (082)	-	-	-	0	0	0	-	-	-	0	0	0	30
31 Smallpox (084)	-	-	-	0	0	0	-	-	-	0	0	0	31
32 Measles (085)	-	-	-	0	0	0	-	-	-	0	0	0	32
33 Typhus and other rickettsial diseases (100-103, 105-108)	-	-	-	0	0	0	-	-	-	0	0	0	33
34 Rocky Mountain spotted fever (104)	-	-	-	0	0	0	-	-	-	0	0	0	34
35 Malaria (110-117)	-	-	-	0	0	0	-	-	-	0	0	0	35
36 All other diseases classified as infective and parasitic (030-039, 041-044, 049, 052-054, 059-074, 081, 083, 086-096, 120-138)	-	-	-	0	0	0	-	-	-	0	0	0	36
37 Malignant neoplasms, including neoplasms of lymphatic and haematopoietic tissues (140-205)	27	20	7	93.4	109.3	66.0	4	2	2	71.4	87.0	60.6	37
38 Benign and unspecified neoplasms (210-239)	1	1	-	3.5	5.5	0	-	-	-	0	0	0	38
39 Diabetes mellitus (260)	2	1	1	6.9	5.5	9.4	-	-	-	0	0	0	39
40 Pellagra (281)	-	-	-	0	0	0	-	-	-	0	0	0	40
41 Anemias (290-293)	2	2	-	6.9	10.9	0	1	-	1	17.9	0	30.3	41
42 Vascular lesions affecting central nervous system (330-334)	52	27	25	179.9	147.5	235.8	8	4	4	142.9	173.9	121.2	42
43 Nonmeningococcal meningitis (340)	-	-	-	0	0	0	-	-	-	0	0	0	43
44 Rheumatic fever (400-402)	-	-	-	0	0	0	-	-	-	0	0	0	44
45 Heart diseases (410-443)	80	59	21	276.8	322.4	198.1	10	4	6	178.6	173.9	181.8	45
46 Hypertension without mention of heart (444-447)	7	1	6	24.2	5.5	56.6	-	-	-	0	0	0	46
47 Influenza and pneumonia (480-483, 490-493)	20	8	12	69.2	43.7	113.2	1	-	1	17.9	0	30.3	47
48 Bronchitis (500-502)	-	-	-	0	0	0	-	-	-	0	0	0	48
49 Ulcer of stomach and duodenum (540-541)	2	1	1	6.9	5.5	9.4	-	-	-	0	0	0	49
50 Appendicitis (550-553)	-	-	-	0	0	0	-	-	-	0	0	0	50
51 Intestinal obstruction and hernia (560, 561, 570)	-	-	-	0	0	0	-	-	-	0	0	0	51
52 Gastritis, duodenitis, enteritis and colitis (except diarrhea of the newborn) (543, 571, 572)	1	-	1	3.5	0	9.4	-	-	-	0	0	0	52
53 Cirrhosis of liver (581)	1	-	1	3.5	0	9.4	-	-	-	0	0	0	53
54 Nephritis and nephrosis (590-594)	1	-	1	3.5	0	9.4	1	1	17.9	43.5	0	54	
55 Hyperplasia of prostate (610)	-	-	-	0	0	0	-	-	-	0	0	0	55
56 Complications of pregnancy, childbirth and the puerperium (640-652, 670-689)	2	-	2	6.9	0	18.9	-	-	-	0	0	0	56
57 Congenital malformations (750-759)	5	5	-	17.3	27.3	0	1	1	17.9	43.5	0	0	57
58 Birth injuries, postnatal asphyxia and atelectasis (760-762)	2	1	1	6.9	5.5	9.4	-	-	-	0	0	0	58
59 Infection of the newborn (763-768)	-	-	-	0	0	0	1	-	1	17.9	0	30.3	59
60 Other diseases peculiar to early infancy, and immaturity unqualified (769-776)	6	3	3	20.8	16.4	28.3	1	-	1	17.9	0	30.3	60
61 Senility, without mention of psychosis (794)	1	1	-	3.5	5.5	0	-	-	-	0	0	0	61
62 Ill-defined and unknown causes (780-793, 795)	7	5	2	24.2	27.3	18.9	1	1	-	17.9	43.5	0	62
63 Motor vehicle accidents (E810-E835)	10	7	3	34.6	38.3	28.3	-	-	-	0	0	0	63
64 All other accidents (E800-E802, E840-E962)	9	5	4	31.1	27.3	37.7	2	-	2	35.7	0	60.6	64
65 Suicide (E963, E970, E979)	3	2	1	10.4	10.9	9.4	-	-	-	0	0	0	65
66 Homicide (E964, E980-E985)	3	1	2	10.4	5.5	18.9	-	-	-	0	0	0	66
67 All other diseases (residual)	20	14	6	69.2	76.5	56.6	6	2	4	107.1	87.0	121.2	67

TABLE XIII VITAL STATISTICS, BY COUNTY, BY RACE, GEORGIA, 1958

ITEM	Crisp						Dade						
	Number			Rate or Ratio *			Number			Rate or Ratio *			
	Total	White	Non-White	Total	White	Non-White	Total	White	Non-White	Total	White	Non-White	
1 Estimated population	18,200	10,300	7,900				8,500	8,400	100				1
LIVE BIRTHS													
2 Total	461	212	249	25.3	20.6	31.5	238	236	2	28.0	28.1	20.0	2
3 Delivered in hospital	269	202	67	58.4%	95.3%	26.9%	200	198	2	84.0%	83.9%	100.0%	3
4 Delivered in home by physician	6	2	4	1.3%	0.9%	1.6%	35	35	-	14.7%	14.8%	0%	4
5 Delivered in home by midwife	186	8	178	40.3%	3.8%	71.5%	3	3	-	1.3%	1.3%	0%	5
6 Other deliveries	-	-	-	0%	0%	0%	-	-	-	0%	0%	0%	6
7 Immature births	32	13	19	69.4	61.3	76.3	16	16	-	67.2	67.8	0	7
8 Live births to un-wed mothers	91	4	87	197.4	18.9	349.4	4	4	-	16.8	16.9	0	8
FETAL DEATHS													
9 Total	29	11	18	62.9	51.9	72.3	6	6	-	25.2	25.4	0	9
10 Under 20 weeks gestation	12	7	5	26.0	33.0	20.1	3	5	-	21.0	21.2	0	10
11 20-27 weeks gestation	4	-	4	8.7	0	16.1	1	1	-	4.2	4.2	0	11
12 28 weeks and more	12	4	8	26.0	18.9	32.1	-	-	-	0	0	0	12
13 Unknown length of gestation	1	-	1	2.2	0	4.0	-	-	-	0	0	0	13
DEATHS													
14 Total, all ages	179	74	105	983.5	718.4	1329.1	60	60	-	705.9	714.3	0	14
15 Under 1 year	19	2	17	41.2	9.4	68.3	1	1	-	4.2	4.2	0	15
16 Under 28 days	9	1	8	19.5	4.7	32.1	-	-	-	0	0	0	16
17 Deaths from immaturity	4	1	3	8.7	4.7	12.0	-	-	-	0	0	0	17
18 1-4 years **	7	-	7	-	-	-	2	2	-	-	-	-	18
19 Maternal deaths	-	-	-	0	0	0	-	-	-	0	0	0	19
CAUSE OF DEATH													
20 Tuberculosis, all forms (001-019)	3	-	3	16.5	0	38.0	1	1	-	11.8	11.9	0	20
21 Syphilis and its sequelae (020-029)	-	-	-	0	0	0	-	-	-	0	0	0	21
22 Typhoid fever (040)	-	-	-	0	0	0	-	-	-	0	0	0	22
23 Dysentery, all forms (045-048)	-	-	-	0	0	0	-	-	-	0	0	0	23
24 Scarlet fever (050)	-	-	-	0	0	0	-	-	-	0	0	0	24
25 Streptococcal sore throat (051)	-	-	-	0	0	0	-	-	-	0	0	0	25
26 Diphtheria (055)	-	-	-	0	0	0	-	-	-	0	0	0	26
27 Whooping cough (056)	-	-	-	0	0	0	-	-	-	0	0	0	27
28 Meningococcal infections (057)	-	-	-	0	0	0	-	-	-	0	0	0	28
29 Acute poliomyelitis (080)	-	-	-	0	0	0	-	-	-	0	0	0	29
30 Acute infectious encephalitis (082)	-	-	-	0	0	0	-	-	-	0	0	0	30
31 Smallpox (084)	-	-	-	0	0	0	-	-	-	0	0	0	31
32 Measles (085)	-	-	-	0	0	0	-	-	-	0	0	0	32
33 Typhus and other rickettsial diseases (100-103, 105-108)	-	-	-	0	0	0	-	-	-	0	0	0	33
34 Rocky Mountain spotted fever (104)	-	-	-	0	0	0	-	-	-	0	0	0	34
35 Malaria (110-117)	-	-	-	0	0	0	-	-	-	0	0	0	35
36 All other diseases classified as infective and parasitic (1030-039, 041-044, 049, 052-054, 059-074, 081, 083, 086-096, 120-138)	3	1	2	16.5	9.7	25.3	-	-	-	0	0	0	36
37 Malignant neoplasms, including neoplasms of lymphatic and haematopoietic tissues (140-205)	21	12	9	115.4	116.5	113.9	10	10	-	117.6	119.0	0	37
38 Benign and unspecified neoplasms (210-239)	-	-	-	0	0	0	-	-	-	0	0	0	38
39 Diabetes mellitus (260)	1	-	1	5.5	0	12.7	1	1	-	11.8	11.9	0	39
40 Pellagra (281)	-	-	-	0	0	0	-	-	-	0	0	0	40
41 Anemias (290-293)	-	-	-	0	0	0	-	-	-	0	0	0	41
42 Vascular lesions affecting central nervous system (330-334)	30	11	19	164.8	106.8	240.5	9	9	-	105.9	107.1	0	42
43 Nonmeningococcal meningitis (340)	1	-	1	5.5	0	12.7	-	-	-	0	0	0	43
44 Rheumatic fever (400-402)	-	-	-	0	0	0	-	-	-	0	0	0	44
45 Heart diseases (410-443)	49	27	22	269.2	262.1	278.5	17	17	-	200.0	202.4	0	45
46 Hypertension without mention of heart (444-447)	8	5	3	44.0	48.5	38.0	2	2	-	23.5	23.8	0	46
47 Influenza and pneumonia (480-483, 490-493)	10	1	9	54.9	9.7	113.9	3	3	-	35.3	35.7	0	47
48 Bronchitis (500-502)	2	-	2	11.0	0	25.3	-	-	-	0	0	0	48
49 Ulcer of stomach and duodenum (540-541)	2	1	1	11.0	9.7	12.7	-	-	-	0	0	0	49
50 Appendicitis (550-553)	-	-	-	0	0	0	-	-	-	0	0	0	50
51 Intestinal obstruction and hernia (560, 561, 570)	1	-	1	5.5	0	12.7	-	-	-	0	0	0	51
52 Gastritis, duodenitis, enteritis and colitis (except diarrhea of the newborn) (543, 571, 572)	5	-	5	27.5	0	63.3	-	-	-	0	0	0	52
53 Cirrhosis of liver (581)	-	-	-	0	0	0	-	-	-	0	0	0	53
54 Nephritis and nephrosis (590-594)	1	-	1	5.5	0	12.7	-	-	-	0	0	0	54
55 Hyperplasia of prostate (610)	1	-	1	5.5	0	12.7	-	-	-	0	0	0	55
56 Complications of pregnancy, childbirth and the puerperium (640-652, 670-689)	-	-	-	0	0	0	-	-	-	0	0	0	56
57 Congenital malformations (750-759)	1	1	-	5.5	9.7	0	1	1	-	11.8	11.9	0	57
58 Birth injuries, postnatal asphyxia and atelectasis (760-762)	1	-	1	5.5	0	12.7	-	-	-	0	0	0	58
59 Infection of the newborn (763-768)	1	-	1	5.5	0	12.7	-	-	-	0	0	0	59
60 Other diseases peculiar to early infancy, and immaturity unqualified (769-776)	6	1	5	33.0	9.7	63.3	-	-	-	0	0	0	60
61 Senility, without mention of psychosis (794)	2	-	2	11.0	0	25.3	-	-	-	0	0	0	61
62 Ill-defined and unknown causes (780-793, 795)	-	-	-	0	0	0	1	1	-	11.8	11.9	0	62
63 Motor vehicle accidents (E810-E835)	3	3	-	16.5	29.1	0	6	6	-	70.6	71.4	0	63
64 All other accidents (E800-E802, E840-E962)	8	1	7	44.0	9.7	88.6	4	4	-	47.1	47.6	0	64
65 Suicide (E963, E970, E979)	2	2	-	11.0	19.4	0	1	1	-	11.8	11.9	0	65
66 Homicide (E964, E980-E985)	1	-	1	5.5	0	12.7	1	1	-	11.8	11.9	0	66
67 All other diseases (residual)	16	8	8	87.9	77.7	101.3	3	3	-	35.3	35.7	0	67

TABLE XIII VITAL STATISTICS, BY COUNTY, BY RACE, GEORGIA, 1958

ITEM	Dawson						Decatur						
	Number			Rate or Ratio *			Number			Rate or Ratio *			
	Total	White	Non-White	Total	White	Non-White	Total	White	Non-White	Total	White	Non-White	
1 Estimated population	3,300	3,300	0.0				25,300	13,700	11,600				1
LIVE BIRTHS													
2 Total	81	81	-	24.5	24.5	•••	687	355	332	27.2	25.9	28.6	2
3 Delivered in hospital	81	81	-	100.0%	100.0%	•••%	500	348	152	72.8%	98.0%	45.8%	3
4 Delivered in home by physician	-	-	-	0%	0%	•••%	32	5	27	4.7%	1.4%	8.1%	4
5 Delivered in home by midwife	-	-	-	0%	0%	•••%	154	2	152	22.4%	0.6%	45.8%	5
6 Other deliveries	-	-	-	0%	0%	•••%	1	-	1	0.1%	0%	0.3%	6
7 Immature births	7	7	-	86.4	86.4	•••	48	15	33	69.9	42.3	99.4	7
8 Live births to un-wed mothers	3	3	-	37.0	37.0	•••	86	5	81	125.2	14.1	244.0	8
FETAL DEATHS													
9 Total	1	1	-	12.3	12.3	•••	15	2	13	21.8	5.6	39.2	9
10 Under 20 weeks gestation	-	-	-	0	0	•••	2	1	1	2.9	2.8	3.0	10
11 20-27 weeks gestation	1	1	-	12.3	12.3	•••	2	-	2	2.9	0	6.0	11
12 28 weeks and more	-	-	-	0	0	•••	10	1	9	14.6	2.8	27.1	12
13 Unknown length of gestation	-	-	-	0	0	•••	1	-	1	1.5	0	3.0	13
DEATHS													
14 Total, all ages	36	36	-	1090.9	1090.9	•••	228	115	113	901.2	839.4	974.1	14
15 Under 1 year	4	4	-	49.4	49.4	•••	15	5	10	21.8	14.1	30.1	15
16 Under 28 days	3	3	-	37.0	37.0	•••	9	4	5	13.1	11.3	15.1	16
17 Deaths from immaturity	2	2	-	24.7	24.7	•••	3	3	-	4.4	8.5	0	17
18 1-4 years **	-	-	-	0	0	•••	4	2	2	-	-	-	18
19 Maternal deaths	-	-	-	0	0	•••	-	-	-	0	0	0	19
CAUSE OF DEATH													
20 Tuberculosis, all forms (001-019)	-	-	-	0	0	•••	-	-	-	0	0	0	20
21 Syphilis and its sequelae (020-029)	-	-	-	0	0	•••	-	-	-	0	0	0	21
22 Typhoid fever (040)	-	-	-	0	0	•••	-	-	-	0	0	0	22
23 Dysentery, all forms (045-048)	-	-	-	0	0	•••	-	-	-	0	0	0	23
24 Scarlet fever (050)	-	-	-	0	0	•••	-	-	-	0	0	0	24
25 Streptococcal sore throat (051)	-	-	-	0	0	•••	-	-	-	0	0	0	25
26 Diphtheria (055)	-	-	-	0	0	•••	-	-	-	0	0	0	26
27 Whooping cough (056)	-	-	-	0	0	•••	-	-	-	0	0	0	27
28 Meningococcal infections (057)	-	-	-	0	0	•••	-	-	-	0	0	0	28
29 Acute poliomyelitis (080)	-	-	-	0	0	•••	-	-	-	0	0	0	29
30 Acute infectious encephalitis (082)	-	-	-	0	0	•••	-	-	-	0	0	0	30
31 Smallpox (084)	-	-	-	0	0	•••	-	-	-	0	0	0	31
32 Measles (085)	-	-	-	0	0	•••	-	-	-	0	0	0	32
33 Typhus and other rickettsial diseases (100-103, 105-108)	-	-	-	0	0	•••	-	-	-	0	0	0	33
34 Rocky Mountain spotted fever (104)	-	-	-	0	0	•••	-	-	-	0	0	0	34
35 Malaria (110-117)	-	-	-	0	0	•••	-	-	-	0	0	0	35
36 All other diseases classified as infective and parasitic (030-039, 041-044, 049, 052-054, 059-074, 081, 083, 086-096, 120-138)	-	-	-	0	0	•••	-	-	-	0	0	0	36
37 Malignant neoplasms, including neoplasms of lymphatic and haematopoietic tissues (140-205)	4	4	-	121.2	121.2	•••	33	15	18	130.4	109.5	155.2	37
38 Benign and unspecified neoplasms (210-239)	-	-	-	0	0	•••	1	1	-	4.0	7.3	0	38
39 Diabetes mellitus (260)	-	-	-	0	0	•••	3	1	2	11.9	7.3	17.2	39
40 Pellagra (281)	-	-	-	0	0	•••	-	-	-	0	0	0	40
41 Anemias (290-293)	-	-	-	0	0	•••	-	-	-	0	0	0	41
42 Vascular lesions affecting central nervous system (330-334)	11	11	-	333.3	333.3	•••	42	20	22	166.0	146.0	189.7	42
43 Nonmeningococcal meningitis (340)	-	-	-	0	0	•••	2	-	2	7.9	0	17.2	43
44 Rheumatic fever (400-402)	-	-	-	0	0	•••	-	-	-	0	0	0	44
45 Heart diseases (410-443)	2	2	-	60.6	60.6	•••	73	46	27	288.5	335.8	232.8	45
46 Hypertension without mention of heart (444-447)	-	-	-	0	0	•••	1	-	1	4.0	0	8.6	46
47 Influenza and pneumonia (480-483, 490-493)	1	1	-	30.3	30.3	•••	15	7	8	59.3	51.1	69.0	47
48 Bronchitis (500-502)	-	-	-	0	0	•••	-	-	-	0	0	0	48
49 Ulcer of stomach and duodenum (540-541)	-	-	-	0	0	•••	-	-	-	0	0	0	49
50 Appendicitis (550-553)	-	-	-	0	0	•••	-	-	-	0	0	0	50
51 Intestinal obstruction and hernia (560, 561, 570)	-	-	-	0	0	•••	2	1	1	7.9	7.3	8.6	51
52 Gastritis, duodenitis, enteritis and colitis (except diarrhea of the newborn) (543, 571, 572)	-	-	-	0	0	•••	-	-	-	0	0	0	52
53 Cirrhosis of liver (581)	1	1	-	30.3	30.3	•••	2	1	1	7.9	7.3	8.6	53
54 Nephritis and nephrosis (590-594)	-	-	-	0	0	•••	1	1	-	4.0	7.3	0	54
55 Hyperplasia of prostate (610)	-	-	-	0	0	•••	-	-	-	0	0	0	55
56 Complications of pregnancy, childbirth and the puerperium (640-652, 670-689)	-	-	-	0	0	•••	-	-	-	0	0	0	56
57 Congenital malformations (750-759)	1	1	-	30.3	30.3	•••	2	-	2	7.9	0	17.2	57
58 Birth injuries, postnatal asphyxia and aleletosis (760-762)	-	-	-	0	0	•••	1	-	1	4.0	0	8.6	58
59 Infection of the newborn (763-768)	-	-	-	0	0	•••	-	-	-	0	0	0	59
60 Other diseases peculiar to early infancy, and immaturity unqualified (769-776)	2	2	-	60.6	60.6	•••	4	4	-	15.8	29.2	0	60
61 Senility, without mention of psychosis (794)	-	-	-	0	0	•••	3	1	2	11.9	7.3	17.2	61
62 Ill-defined and unknown causes (780-793, 795)	3	3	-	90.9	90.9	•••	6	-	6	23.7	0	51.7	62
63 Motor vehicle accidents (E810-E835)	-	-	-	0	0	•••	4	1	3	15.8	7.3	25.9	63
64 All other accidents (E800-E802, E840-E962)	4	4	-	121.2	121.2	•••	15	5	10	59.3	36.5	86.2	64
65 Suicide (E963, E970, E979)	-	-	-	0	0	•••	1	1	-	4.0	7.3	0	65
66 Homicide (E964, E980-E985)	-	-	-	0	0	•••	-	-	-	0	0	0	66
67 All other diseases (residual)	7	7	-	212.1	212.1	•••	17	10	7	67.2	73.0	60.3	67

TABLEXIII VITAL STATISTICS, BY COUNTY, BY RACE, GEORGIA, 1958

ITEM	DeKalb						Dodge						
	Number			Rate or Ratio *			Number			Rate or Ratio *			
	Total	White	Non-White	Total	White	Non-White	Total	White	Non-White	Total	White	Non-White	
1 Estimated population	202,800	183,800	19,000				16,200	11,500	4,700				1
LIVE BIRTHS													
2 Total	6,405	5,643	762	31.6	30.7	40.1	360	225	135	22.2	19.6	28.7	2
3 Delivered in hospital	6,281	5,563	718	98.1%	98.6%	94.2%	233	212	21	64.7%	94.2%	15.6%	3
4 Delivered in home by physician	116	79	37	1.8%	1.4%	4.9%	29	6	23	9.1%	2.7%	17.0%	4
5 Delivered in home by midwife	6	-	6	0.1%	0%	0.8%	98	7	91	27.2%	3.1%	67.4%	5
6 Other deliveries	2	1	1	0.0%	0.0%	0.1%	-	-	-	0%	0%	0%	6
7 Immature births	463	330	133	72.3	58.5	174.5	23	14	9	63.9	62.2	66.7	7
8 Live births to un-wed mothers	339	149	190	52.9	26.4	249.3	41	10	31	113.9	44.4	229.6	8
FETAL DEATHS													
9 Total	202	181	21	31.5	32.1	27.6	7	3	4	19.4	13.3	29.6	9
10 Under 20 weeks gestation	112	105	7	17.5	18.6	9.2	2	1	1	5.6	4.4	7.4	10
11 20-27 weeks gestation	21	17	4	3.3	3.0	5.2	1	1	-	2.8	4.4	0	11
12 28 weeks and more	64	55	9	10.0	9.7	11.8	4	1	3	11.1	4.4	22.2	12
13 Unknown length of gestation	5	4	1	0.8	0.7	1.3	-	-	-	0	0	0	13
DEATHS													
14 Total, all ages	1,377	1,200	177	679.0	652.9	931.6	163	117	46	1006.2	1017.4	978.7	14
15 Under 1 year	117	90	27	18.3	15.9	35.4	18	13	5	50.0	57.8	37.0	15
16 Under 28 days	87	73	14	13.6	12.9	18.4	11	10	1	30.6	44.4	7.4	16
17 Deaths from immaturity	15	11	4	2.3	1.9	5.2	1	1	-	2.8	4.4	0	17
18 1-4 years **	16	12	4				4	2	2				18
19 Maternal deaths	3	1	2	4.7	1.8	26.2	-	-	-	0	0	0	19
CAUSE OF DEATH													
20 Tuberculosis, all forms (001-019)	11	9	2	5.4	4.9	10.5	2	2	-	12.3	17.4	0	20
21 Syphilis and its sequelae (020-029)	4	2	2	2.0	1.1	10.5	1	-	1	6.2	0	21.3	21
22 Typhoid fever (040)	-	-	0	0	0	0	-	-	-	0	0	0	22
23 Dysentery, all forms (045-048)	-	-	0	0	0	0	-	-	-	0	0	0	23
24 Scarlet fever (050)	-	-	0	0	0	0	-	-	-	0	0	0	24
25 Streptococcal sore throat (051)	-	-	0	0	0	0	-	-	-	0	0	0	25
26 Diphtheria (055)	-	-	0	0	0	0	-	-	-	0	0	0	26
27 Whooping cough (056)	-	-	0	0	0	0	1	-	1	6.2	0	21.3	27
28 Meningococcal infections (057)	-	-	0	0	0	0	-	-	-	0	0	0	28
29 Acute poliomyelitis (080)	-	-	0	0	0	0	-	-	-	0	0	0	29
30 Acute infectious encephalitis (082)	-	-	0	0	0	0	-	-	-	0	0	0	30
31 Smallpox (084)	-	-	0	0	0	0	-	-	-	0	0	0	31
32 Measles (085)	-	-	0	0	0	0	1	1	-	6.2	8.7	0	32
33 Typhus and other rickettsial diseases (100-103, 105-108)	-	-	0	0	0	0	-	-	-	0	0	0	33
34 Rocky Mountain spotted fever (104)	-	-	0	0	0	0	-	-	-	0	0	0	34
35 Malaria (110-117)	-	-	0	0	0	0	-	-	-	0	0	0	35
36 All other diseases classified as infective and parasitic (030-039, 041-044, 049, 052-054, 059-074, 081, 083, 086-096, 120-138)	5	3	2	2.5	1.6	10.5	-	-	-	0	0	0	36
37 Malignant neoplasms, including neoplasms of lymphatic and haemolymphatic tissues (140-205)	229	210	19	112.9	114.3	100.0	22	16	6	135.8	139.1	127.7	37
38 Benign and unspecified neoplasms (210-239)	4	4	-	2.0	2.2	0	1	-	1	6.2	0	21.3	38
39 Diabetes mellitus (260)	14	12	2	6.9	6.5	10.5	1	1	-	6.2	8.7	0	39
40 Pellagra (281)	-	-	0	0	0	0	-	-	-	0	0	0	40
41 Anemias (290-293)	5	3	2	2.5	1.6	10.5	-	-	-	0	0	0	41
42 Vascular lesions affecting central nervous system (330-334)	190	163	27	93.7	88.7	142.1	29	20	9	179.0	173.9	191.5	42
43 Nonmeningococcal meningitis (340)	1	1	-	0.5	0.5	0	-	-	-	0	0	0	43
44 Rheumatic fever (400-402)	1	-	1	0.5	0	5.3	-	-	-	0	0	0	44
45 Heart diseases (410-443)	445	399	46	219.4	217.1	242.1	48	34	14	296.3	295.7	297.9	45
46 Hypertension without mention of heart (444-447)	14	11	3	6.9	6.0	15.8	1	-	1	6.2	0	21.3	46
47 Influenza and pneumonia (480-483, 490-493)	36	31	5	17.8	16.9	26.3	9	5	4	55.6	43.5	85.1	47
48 Bronchitis (500-502)	3	3	-	1.5	1.6	0	-	-	-	0	0	0	48
49 Ulcer of stomach and duodenum (540-541)	12	11	1	5.9	6.0	5.3	-	-	-	0	0	0	49
50 Appendicitis (550-553)	1	1	-	0.5	0.5	0	-	-	-	0	0	0	50
51 Intestinal obstruction and hernia (560, 561, 570)	9	7	2	4.4	3.8	10.5	-	-	-	0	0	0	51
52 Gastritis, duodenitis, enteritis and colitis (except diarrhea of the newborn) (543, 571, 572)	3	3	-	1.5	1.6	0	1	-	1	6.2	0	21.3	52
53 Cirrhosis of liver (581)	16	15	1	7.9	8.2	5.3	-	-	-	0	0	0	53
54 Nephritis and nephrosis (590-594)	9	8	1	4.4	4.4	5.3	3	2	1	18.5	17.4	21.3	54
55 Hyperplasia of prostate (610)	4	3	1	2.0	1.6	5.3	-	-	-	0	0	0	55
56 Complications of pregnancy, childbirth and the puerperium (640-652, 670-689)	3	1	2	1.5	0.5	10.5	-	-	-	0	0	0	56
57 Congenital malformations (750-759)	25	22	3	12.3	12.0	15.8	-	-	-	0	0	0	57
58 Birth injuries, postnatal asphyxia and atelectasis (760-762)	41	31	10	20.2	16.9	52.6	7	6	1	43.2	52.2	21.3	58
59 Infection of the newborn (763-768)	7	6	1	3.5	3.3	5.3	1	1	-	6.2	8.7	0	59
60 Other diseases peculiar to early infancy, and immaturity unqualified (769-776)	24	20	4	11.8	10.9	21.1	1	1	-	6.2	8.7	0	60
61 Senility, without mention of psychosis (794)	-	-	-	0	0	0	-	-	-	0	0	0	61
62 Ill-defined and unknown causes (780-793, 795)	3	3	-	1.5	1.6	0	1	1	-	6.2	8.7	0	62
63 Motor vehicle accidents (E810-E835)	49	46	3	24.2	25.0	15.8	6	6	-	37.0	52.2	0	63
64 All other accidents (E800-E802, E840-E962)	37	27	10	18.2	14.7	52.6	9	7	2	55.6	60.9	42.6	64
65 Suicide (E963, E970, E979)	29	28	1	14.3	15.2	5.3	3	3	-	18.5	26.1	0	65
66 Homicide (E964, E980-E985)	6	3	3	3.0	1.6	15.8	-	-	-	0	0	0	66
67 All other diseases (residual)	137	114	23	67.6	62.0	121.1	15	11	4	92.6	95.7	85.1	67

TABLE XIII VITAL STATISTICS, BY COUNTY, BY RACE, GEORGIA, 1958

ITEM	Dooly						Dougherty						
	Number			Rate or Ratio *			Number			Rate or Ratio *			
	Total	White	Non-White	Total	White	Non-White	Total	White	Non-White	Total	White	Non-White	
1 Estimated population	12,800	6,100	6,700				59,000	36,500	22,500				1
LIVE BIRTHS													
2 Total	314	111	203	24.5	18.2	30.3	2,250	1,402	848	38.1	38.4	37.7	2
3 Delivered in hospital	178	107	71	56.7%	96.4%	35.0%	1,835	1,398	437	81.6%	99.7%	51.5%	3
4 Delivered in home by physician	3	2	1	1.0%	1.8%	0.5%	285	4	281	12.7%	0.3%	33.1%	4
5 Delivered in home by midwife	133	2	131	42.4%	1.8%	64.5%	128	-	128	5.7%	0%	15.1%	5
6 Other deliveries	-	-	-	0%	0%	0%	2	-	2	0.1%	0%	0.2%	6
7 Immature births	27	9	18	86.0	81.1	88.7	203	96	107	90.2	68.5	126.2	7
8 Live births to un-wed mothers	71	4	67	226.1	36.0	330.0	211	8	203	93.8	5.7	239.4	8
FETAL DEATHS													
9 Total	12	1	11	38.2	9.0	54.2	77	39	38	34.2	27.8	44.8	9
10 Under 20 weeks gestation	2	1	1	6.4	9.0	4.9	38	25	13	16.9	17.8	15.3	10
11 20-27 weeks gestation	4	-	4	12.7	0	19.7	11	7	4	4.9	5.0	4.7	11
12 28 weeks and more	6	-	6	19.1	0	29.6	27	7	20	12.0	5.0	23.6	12
13 Unknown length of gestation	-	-	-	0	0	0	1	-	1	0.4	0	1.2	13
DEATHS													
14 Total, all ages	151	74	77	119.7	1213.1	149.3	521	260	261	883.1	712.3	1160.0	14
15 Under 1 year	10	5	5	31.8	45.0	24.6	88	37	51	39.1	26.4	60.1	15
16 Under 28 days	7	5	2	22.3	45.0	9.9	56	30	26	24.9	21.4	30.7	16
17 Deaths from immaturity	1	1	-	3.2	9.0	0	21	11	10	9.3	7.8	11.8	17
18 1-4 years **	5	2	3	-	-	-	11	6	5	-	-	-	18
19 Maternal deaths	-	-	-	0	0	0	-	-	-	0	0	0	19
CAUSE OF DEATH													
20 Tuberculosis, all forms (001-019)	-	-	-	0	0	0	4	1	3	6.8	2.7	13.3	20
21 Syphilis and its sequelae (020-029)	-	-	-	0	0	0	3	-	3	5.1	0	13.3	21
22 Typhoid fever (040)	-	-	-	0	0	0	-	-	-	0	0	0	22
23 Dysentery, all forms (045-048)	-	-	-	0	0	0	3	-	3	5.1	0	13.3	23
24 Scarlet fever (050)	-	-	-	0	0	0	-	-	-	0	0	0	24
25 Streptococcal sore throat (051)	-	-	-	0	0	0	-	-	-	0	0	0	25
26 Diphtheria (055)	-	-	-	0	0	0	-	-	-	0	0	0	26
27 Whooping cough (056)	-	-	-	0	0	0	-	-	-	0	0	0	27
28 Meningococcal infections (057)	-	-	-	0	0	0	-	-	-	0	0	0	28
29 Acute poliomyelitis (080)	-	-	-	0	0	0	-	-	-	0	0	0	29
30 Acute infectious encephalitis (082)	-	-	-	0	0	0	-	-	-	0	0	0	30
31 Smallpox (084)	-	-	-	0	0	0	-	-	-	0	0	0	31
32 Measles (085)	-	-	-	0	0	0	-	-	-	0	0	0	32
33 Typhus and other rickettsial diseases (100-103, 105-108)	-	-	-	0	0	0	-	-	-	0	0	0	33
34 Rocky Mountain spotted fever (104)	-	-	-	0	0	0	-	-	-	0	0	0	34
35 Malaria (110-117)	-	-	-	0	0	0	-	-	-	0	0	0	35
36 All other diseases classified as infective and parasitic (030-039, 041-044, 049, 052-054, 059-074, 081, 083, 086-096, 120-138)	1	1	-	7.8	16.4	0	3	2	1	5.1	5.5	4.4	36
37 Malignant neoplasms, including neoplasms of lymphatic and haematopoietic tissues (140-205)	22	10	12	171.9	163.9	179.1	56	39	17	94.9	106.8	75.6	37
38 Benign and unspecified neoplasms (210-239)	-	-	-	0	0	0	3	2	1	5.1	5.5	4.4	38
39 Diabetes mellitus (260)	3	3	-	23.4	49.2	0	8	2	6	13.6	5.5	26.7	39
40 Pellagra (281)	-	-	-	0	0	0	-	-	-	0	0	0	40
41 Anemias (290-293)	1	-	1	7.8	0	14.9	1	-	1	1.7	0	4.4	41
42 Vascular lesions affecting central nervous system (330-334)	22	12	10	171.9	196.7	149.3	66	27	39	111.9	74.0	173.3	42
43 Nonmeningococcal meningitis (340)	-	-	-	0	0	0	-	-	-	0	0	0	43
44 Rheumatic fever (400-402)	1	-	1	7.8	0	14.9	-	-	-	0	0	0	44
45 Heart diseases (410-443)	39	22	17	304.7	360.7	253.7	144	76	68	244.1	208.2	302.2	45
46 Hypertension without mention of heart (444-447)	2	1	1	15.6	16.4	14.9	10	1	9	16.9	2.7	40.0	46
47 Influenza and pneumonia (480-483, 490-493)	10	4	6	78.1	65.6	89.6	31	12	19	52.5	32.9	84.4	47
48 Bronchitis (500-502)	-	-	-	0	0	0	1	1	-	1.7	2.7	0	48
49 Ulcer of stomach and duodenum (540-541)	1	-	1	7.8	0	14.9	4	2	2	6.8	5.5	8.9	49
50 Appendicitis (550-553)	-	-	-	0	0	0	-	-	-	0	0	0	50
51 Intestinal obstruction and hernia (560, 561, 570)	1	-	1	7.8	0	14.9	1	1	-	1.7	2.7	0	51
52 Gastritis, duodenitis, enteritis and colitis (except diarrhea of the newborn) (543, 571, 572)	1	-	1	7.8	0	14.9	3	-	3	5.1	0	13.3	52
53 Cirrhosis of liver (581)	-	-	-	0	0	0	2	1	1	3.4	2.7	4.4	53
54 Nephritis and nephrosis (590-594)	10	1	9	78.1	16.4	134.3	8	3	5	13.6	8.2	22.2	54
55 Hyperplasia of prostate (610)	-	-	-	0	0	0	3	-	3	5.1	0	13.3	55
56 Complications of pregnancy, childbirth and the puerperium (640-652, 670-689)	-	-	-	0	0	0	-	-	-	0	0	0	56
57 Congenital malformations (750-759)	1	1	-	7.8	16.4	0	7	2	5	11.9	5.5	22.2	57
58 Birth injuries, postnatal asphyxia and atelectasis (760-762)	5	4	1	39.1	65.6	14.9	20	13	7	33.9	35.6	31.1	58
59 Infection of the newborn (763-768)	-	-	-	0	0	0	5	-	5	8.5	0	22.2	59
60 Other diseases peculiar to early infancy, and immaturity unqualified (769-776)	2	1	1	15.6	16.4	14.9	33	17	16	55.9	46.6	71.1	60
61 Senility, without mention of psychosis (794)	-	-	-	0	0	0	2	-	2	3.4	0	8.9	61
62 Ill-defined and unknown causes (780-793, 795)	4	-	4	31.3	0	59.7	5	2	3	8.5	5.5	13.3	62
63 Motor vehicle accidents (E810-E835)	3	1	2	23.4	16.4	29.9	11	9	2	18.6	24.7	8.9	63
64 All other accidents (E800-E802, E840-E962)	4	4	-	31.3	65.6	0	31	16	15	52.5	43.8	66.7	64
65 Suicide (E963, E970, E979)	2	1	1	15.6	16.4	14.9	6	4	2	10.2	11.0	8.9	65
66 Homicide (E964, E980-E985)	2	-	2	15.6	0	29.9	5	-	5	8.5	0	22.2	66
67 All other diseases (residual)	14	8	6	109.4	131.1	89.6	42	27	15	71.2	74.0	66.7	67

TABLE XIII VITAL STATISTICS, BY COUNTY, BY RACE, GEORGIA, 1958

ITEM	Douglas						Early						
	Number			Rate or Ratio *			Number			Rate or Ratio *			
	Total	White	Non-White	Total	White	Non-White	Total	White	Non-White	Total	White	Non-White	
1 Estimated population	14,000	11,900	2,100				17,000	7,700	9,300				1
LIVE BIRTHS													
2 Total	406	324	82	29.0	27.2	39.0	330	93	237	19.4	12.1	25.5	2
3 Delivered in hospital	400	324	76	98.5%	100.0%	92.7%	139	87	52	42.1%	93.5%	21.9%	3
4 Delivered in home by physician	1	-	1	0.2%	0%	1.2%	5	3	2	1.5%	3.2%	0.8%	4
5 Delivered in home by midwife	5	-	5	1.2%	0%	6.1%	186	3	183	56.4%	3.2%	77.2%	5
6 Other deliveries	-	-	-	0%	0%	0%	-	-	-	0%	0%	0%	6
7 Immature births	36	24	12	88.7	74.1	146.3	36	9	27	109.1	96.8	113.9	7
8 Live births to un-wed mothers	20	3	17	49.3	9.3	207.3	46	2	44	139.4	21.5	185.7	8
FETAL DEATHS													
9 Total	4	4	-	9.9	12.3	0	7	-	7	21.2	0	29.5	9
10 Under 20 weeks gestation	2	2	-	4.9	6.2	0	2	-	2	6.1	0	8.4	10
11 20-27 weeks gestation	-	-	-	0	0	0	-	-	-	0	0	0	11
12 28 weeks and more	2	2	-	4.9	6.2	0	5	-	5	15.2	0	21.1	12
13 Unknown length of gestation	-	-	-	0	0	0	-	-	-	0	0	0	13
DEATHS													
14 Total, all ages	102	93	9	728.6	781.5	428.6	183	87	96	1076.5	1129.9	1032.3	14
15 Under 1 year	6	3	3	14.8	9.3	36.6	16	3	13	48.5	32.3	54.9	15
16 Under 28 days	5	3	2	12.3	9.3	24.4	5	2	3	15.2	21.5	12.7	16
17 Deaths from immaturity	2	1	1	4.9	3.1	12.2	2	-	2	6.1	0	8.4	17
18 1-4 years **	1	1	-	-	-	-	5	2	3	-	-	-	18
19 Maternal deaths	-	-	-	0	0	0	-	-	-	0	0	0	19
CAUSE OF DEATH													
20 Tuberculosis, all forms (001-019)	1	1	-	7.1	8.4	0	2	-	2	11.8	0	21.5	20
21 Syphilis and its sequelae (020-029)	-	-	-	0	0	0	1	-	1	5.9	0	10.8	21
22 Typhoid fever (040)	-	-	-	0	0	0	-	-	-	0	0	0	22
23 Dysentery, all forms (045-048)	-	-	-	0	0	0	-	-	-	0	0	0	23
24 Scarlet fever (050)	-	-	-	0	0	0	-	-	-	0	0	0	24
25 Streptococcal sore throat (051)	-	-	-	0	0	0	-	-	-	0	0	0	25
26 Diphtheria (055)	-	-	-	0	0	0	-	-	-	0	0	0	26
27 Whooping cough (056)	-	-	-	0	0	0	-	-	-	0	0	0	27
28 Meningococcal infections (057)	-	-	-	0	0	0	-	-	-	0	0	0	28
29 Acute poliomyelitis (080)	-	-	-	0	0	0	-	-	-	0	0	0	29
30 Acute infectious encephalitis (082)	-	-	-	0	0	0	-	-	-	0	0	0	30
31 Smallpox (084)	-	-	-	0	0	0	-	-	-	0	0	0	31
32 Measles (085)	-	-	-	0	0	0	-	-	-	0	0	0	32
33 Typhus and other rickettsial diseases (100-103, 105-108)	-	-	-	0	0	0	-	-	-	0	0	0	33
34 Rocky Mountain spotted fever (104)	-	-	-	0	0	0	-	-	-	0	0	0	34
35 Malaria (110-117)	-	-	-	0	0	0	-	-	-	0	0	0	35
36 All other diseases classified as infective and parasitic (030-039, 041-044, 049, 052-054, 059-074, 081, 083, 086-096, 120-138)	-	-	-	0	0	0	2	1	1	11.8	13.0	10.8	36
37 Malignant neoplasms, including neoplasms of lymphatic and haematopoietic tissues (140-205)	7	7	-	50.0	58.8	0	19	8	11	111.8	103.9	118.3	37
38 Benign and unspecified neoplasms (210-239)	-	-	-	0	0	0	1	1	-	5.9	13.0	0	38
39 Diabetes mellitus (260)	-	-	-	0	0	0	4	1	3	23.5	13.0	32.3	39
40 Pellagra (281)	-	-	-	0	0	0	-	-	-	0	0	0	40
41 Anemias (290-293)	-	-	-	0	0	0	1	1	-	5.9	13.0	0	41
42 Vascular lesions affecting central nervous system (330-334)	24	21	3	171.4	176.5	142.9	31	11	20	182.4	142.9	215.1	42
43 Nonmeningococcal meningitis (340)	-	-	-	0	0	0	-	-	-	0	0	0	43
44 Rheumatic fever (400-402)	-	-	-	0	0	0	-	-	-	0	0	0	44
45 Heart diseases (410-443)	33	32	1	235.7	268.9	47.6	67	39	28	394.1	506.5	301.1	45
46 Hypertension without mention of heart (444-447)	-	-	-	0	0	0	1	-	1	5.9	0	10.8	46
47 Influenza and pneumonia (480-483, 490-493)	4	2	2	28.6	16.8	95.2	11	4	7	64.7	51.9	75.3	47
48 Bronchitis (500-502)	-	-	-	0	0	0	-	-	-	0	0	0	48
49 Ulcer of stomach and duodenum (540-541)	-	-	-	0	0	0	1	1	-	5.9	13.0	0	49
50 Appendicitis (550-553)	-	-	-	0	0	0	1	1	-	5.9	13.0	0	50
51 Intestinal obstruction and hernia (560, 561, 570)	1	1	-	7.1	8.4	0	2	1	1	11.8	13.0	10.8	51
52 Gastritis, duodenitis, enteritis and colitis (except diarrhea of the newborn) (543, 571, 572)	-	-	-	0	0	0	7	1	6	41.2	13.0	64.5	52
53 Cirrhosis of liver (581)	1	1	-	7.1	8.4	0	-	-	-	0	0	0	53
54 Nephritis and nephrosis (590-594)	1	1	-	7.1	8.4	0	3	1	2	17.6	13.0	21.5	54
55 Hyperplasia of prostate (610)	-	-	-	0	0	0	-	-	-	0	0	0	55
56 Complications of pregnancy, childbirth and the puerperium (640-652, 670-689)	-	-	-	0	0	0	-	-	-	0	0	0	56
57 Congenital malformations (750-759)	2	2	-	14.3	16.8	0	-	-	-	0	0	0	57
58 Birth injuries, postnatal asphyxia and atelectasis (760-762)	3	2	1	21.4	16.8	47.6	1	1	-	5.9	13.0	0	58
59 Infection of the newborn (763-768)	-	-	-	0	0	0	1	-	1	5.9	0	10.8	59
60 Other diseases peculiar to early infancy, and immaturity unqualified (769-776)	2	1	1	14.3	8.4	47.6	3	-	3	17.6	0	32.3	60
61 Senility, without mention of psychosis (794)	-	-	-	0	0	0	1	-	1	5.9	0	10.8	61
62 Ill-defined and unknown causes (780-793, 795)	1	1	-	7.1	8.4	0	-	-	-	0	0	0	62
63 Motor vehicle accidents (E810-E835)	4	4	-	28.6	33.6	0	3	-	3	17.6	39.0	0	63
64 All other accidents (E800-E802, E840-E962)	7	6	1	50.0	50.4	47.6	8	2	6	47.1	26.0	64.5	64
65 Suicide (E963, E970, E979)	2	2	-	14.3	16.8	0	1	1	-	5.9	13.0	0	65
66 Homicide (E964, E980-E985)	1	1	-	7.1	8.4	0	2	1	1	11.8	13.0	10.8	66
67 All other diseases (residual)	8	8	-	57.1	67.2	0	9	8	1	52.9	103.9	10.8	67

TABLE XIII VITAL STATISTICS, BY COUNTY, BY RACE, GEORGIA, 1958

ITEM	Echols						Effingham						
	Number			Rate or Ratio **			Number			Rate or Ratio **			
	Total	White	Non-White	Total	White	Non-White	Total	White	Non-White	Total	White	Non-White	
1 Estimated population	2,300	1,700	600				9,000	5,700	3,300				1
LIVE BIRTHS													
2 Total	48	25	23	20.9	14.7	38.3	255	136	119	28.3	23.9	36.1	2
3 Delivered in hospital	34	25	9	70.8%	100.0%	39.1%	166	133	33	65.1%	97.8%	27.7%	3
4 Delivered in home by physician	-	-	-	0%	0%	0%	-	-	-	0%	0%	0%	4
5 Delivered in home by midwife	14	-	14	29.2%	0%	60.9%	89	3	86	34.9%	2.2%	72.3%	5
6 Other deliveries	-	-	-	0%	0%	0%	-	-	-	0%	0%	0%	6
7 Immature births	6	-	6	125.0	0	260.9	26	12	14	102.0	88.2	117.6	7
8 Live births to un-wed mothers	3	-	3	62.5	0	130.4	34	1	33	133.3	7.4	277.3	8
FETAL DEATHS													
9 Total	-	-	-	0	0	0	15	6	9	58.8	44.1	75.6	9
10 Under 20 weeks gestation	-	-	-	0	0	0	9	5	4	35.3	36.8	33.6	10
11 20-27 weeks gestation	-	-	-	0	0	0	1	-	1	3.9	0	8.4	11
12 28 weeks and more	-	-	-	0	0	0	5	1	4	19.6	7.4	33.6	12
13 Unknown length of gestation	-	-	-	0	0	0	-	-	-	0	0	0	13
DEATHS													
14 Total, all ages	13	8	5	565.2	470.6	833.3	88	60	28	977.8	1052.6	848.5	14
15 Under 1 year	5	2	3	104.2	80.0	130.4	10	3	7	39.2	22.1	58.8	15
16 Under 28 days	4	1	3	83.3	40.0	130.4	5	1	4	19.6	7.4	33.6	16
17 Deaths from immaturity	2	-	2	41.7	0	87.0	2	-	2	7.8	0	16.8	17
18 1-4 years **	-	-	-	0	0	0	1	1	-	0	0	0	18
19 Maternal deaths	-	-	-	0	0	0	-	-	-	0	0	0	19
CAUSE OF DEATH													
20 Tuberculosis, all forms (001-019)	-	-	-	0	0	0	1	1	-	11.1	17.5	0	20
21 Syphilis and its sequelae (020-029)	-	-	-	0	0	0	-	-	-	0	0	0	21
22 Typhoid fever (040)	-	-	-	0	0	0	-	-	-	0	0	0	22
23 Dysentery, all forms (045-048)	-	-	-	0	0	0	-	-	-	0	0	0	23
24 Scarlet fever (050)	-	-	-	0	0	0	-	-	-	0	0	0	24
25 Streptococcal sore throat (051)	-	-	-	0	0	0	-	-	-	0	0	0	25
26 Diphtheria (055)	-	-	-	0	0	0	-	-	-	0	0	0	26
27 Whooping cough (056)	-	-	-	0	0	0	-	-	-	0	0	0	27
28 Meningococcal infections (057)	-	-	-	0	0	0	-	-	-	0	0	0	28
29 Acute poliomyelitis (080)	-	-	-	0	0	0	-	-	-	0	0	0	29
30 Acute infectious encephalitis (082)	-	-	-	0	0	0	-	-	-	0	0	0	30
31 Smallpox (084)	-	-	-	0	0	0	-	-	-	0	0	0	31
32 Measles (085)	-	-	-	0	0	0	-	-	-	0	0	0	32
33 Typhus and other rickettsial diseases (100-103, 105-108)	-	-	-	0	0	0	-	-	-	0	0	0	33
34 Rocky Mountain spotted fever (104)	-	-	-	0	0	0	-	-	-	0	0	0	34
35 Malaria (110-117)	-	-	-	0	0	0	-	-	-	0	0	0	35
36 All other diseases classified as infective and parasitic (030-039, 041-044, 049, 052-054, 059-074, 081, 083, 086-096, 120-138)	-	-	-	0	0	0	-	-	-	0	0	0	36
37 Malignant neoplasms, including neoplasms of lymphatic and haematopoietic tissues (140-205)	2	2	-	87.0	117.6	0	8	7	1	88.9	122.8	30.3	37
38 Benign and unspecified neoplasms (210-239)	-	-	-	0	0	0	-	-	-	0	0	0	38
39 Diabetes mellitus (260)	-	-	-	0	0	0	2	2	-	22.2	35.1	0	39
40 Pellagra (281)	-	-	-	0	0	0	-	-	-	0	0	0	40
41 Anemias (290-293)	-	-	-	0	0	0	-	-	-	0	0	0	41
42 Vascular lesions affecting central nervous system (330-334)	1	-	1	43.5	0	166.7	15	9	6	166.7	157.9	181.8	42
43 Nonmeningococcal meningitis (340)	-	-	-	0	0	0	-	-	-	0	0	0	43
44 Rheumatic fever (400-402)	-	-	-	0	0	0	-	-	-	0	0	0	44
45 Heart diseases (410-443)	3	3	-	130.4	176.5	0	27	24	3	300.0	421.1	90.9	45
46 Hypertension without mention of heart (444-447)	-	-	-	0	0	0	-	-	-	0	0	0	46
47 Influenza and pneumonia (480-483, 490-493)	1	1	-	43.5	58.8	0	5	1	4	55.6	17.5	121.2	47
48 Bronchitis (500-502)	-	-	-	0	0	0	1	1	-	11.1	17.5	0	48
49 Ulcer of stomach and duodenum (540-541)	-	-	-	0	0	0	-	-	-	0	0	0	49
50 Appendicitis (550-553)	-	-	-	0	0	0	-	-	-	0	0	0	50
51 Intestinal obstruction and hernia (560, 561, 570)	-	-	-	0	0	0	-	-	-	0	0	0	51
52 Gastritis, duodenitis, enteritis and colitis (except diarrhea of the newborn) (543, 571, 572)	-	-	-	0	0	0	-	-	-	0	0	0	52
53 Cirrhosis of liver (581)	-	-	-	0	0	0	-	-	-	0	0	0	53
54 Nephritis and nephrosis (590-594)	-	-	-	0	0	0	1	1	-	11.1	17.5	0	54
55 Hyperplasia of prostate (610)	-	-	-	0	0	0	-	-	-	0	0	0	55
56 Complications of pregnancy, childbirth and the puerperium (640-652, 670-689)	-	-	-	0	0	0	-	-	-	0	0	0	56
57 Congenital malformations (750-759)	1	1	-	43.5	58.8	0	2	1	1	22.2	17.5	30.3	57
58 Birth injuries, postnatal asphyxia and atelectasis (760-762)	1	1	-	43.5	58.8	0	1	1	-	11.1	17.5	0	58
59 Infection of the newborn (763-768)	-	-	-	0	0	0	2	-	2	22.2	0	60.6	59
60 Other diseases peculiar to early infancy, and immaturity unqualified (769-776)	3	-	3	130.4	0	500.0	2	-	2	22.2	0	60.6	60
61 Senility, without mention of psychosis (794)	-	-	-	0	0	0	-	-	-	0	0	0	61
62 Ill-defined and unknown causes (780-793, 795)	1	-	1	43.5	0	166.7	4	-	4	44.4	0	121.2	62
63 Motor vehicle accidents (E810-E835)	-	-	-	0	0	0	5	3	2	55.6	52.6	60.6	63
64 All other accidents (E800-E802, E840-E962)	-	-	-	0	0	0	6	4	2	66.7	70.2	60.6	64
65 Suicide (E963, E970, E979)	-	-	-	0	0	0	1	1	-	11.1	17.5	0	65
66 Homicide (E964, E980-E985)	-	-	-	0	0	0	1	-	1	11.1	0	30.3	66
67 All other diseases (residual)	-	-	-	0	0	0	4	4	-	44.4	70.2	0	67

TABLE XIII VITAL STATISTICS, BY COUNTY, BY RACE, GEORGIA, 1958

ITEM	Elbert						Fannin						
	Number			Rate or Ratio *			Number			Rate or Ratio *			
	Total	White	Non-White	Total	White	Non-White	Total	White	Non-White	Total	White	Non-White	
1 Estimated population	18,300	12,700	5,600				17,800	11,500	6,300				1
LIVE BIRTHS													
2 Total	425	232	193	23.2	18.3	34.5	401	227	174	22.5	19.7	27.6	2
3 Delivered in hospital	322	229	93	75.8%	98.7%	48.2%	320	219	101	79.8%	96.5%	58.0%	3
4 Delivered in home by physician	7	2	5	1.6%	0.9%	2.6%	12	7	5	3.0%	3.1%	2.9%	4
5 Delivered in home by midwife	96	1	95	22.6%	0.4%	49.2%	68	1	67	17.0%	0.4%	38.5%	5
6 Other deliveries	-	-	-	0%	0%	0%	1	-	1	0.2%	0%	0.6%	6
7 Immature births	48	18	30	112.9	77.6	155.4	37	15	22	92.5	66.1	126.4	7
8 Live births to un-wed mothers	41	1	40	96.5	4.3	207.3	44	3	41	109.7	13.2	235.6	8
FETAL DEATHS													
9 Total	12	6	6	28.2	25.9	31.1	13	2	11	32.4	8.8	63.2	9
10 Under 20 weeks gestation	3	3	-	7.1	12.9	0	3	-	3	7.5	0	17.2	10
11 20-27 weeks gestation	1	-	1	2.4	0	5.2	1	1	2	7.5	4.4	11.5	11
12 28 weeks and more	8	3	5	18.8	12.9	25.9	7	1	6	17.5	4.4	34.5	12
13 Unknown length of gestation	-	-	-	0	0	0	-	-	-	0	0	0	13
DEATHS													
14 Total, all ages	158	102	56	863.4	803.1	1000.0	189	112	77	1061.8	973.9	1222.2	14
15 Under 1 year	10	4	6	23.5	17.2	31.1	18	5	13	44.9	22.0	74.7	15
16 Under 28 days	5	3	2	11.8	12.9	10.4	8	2	6	20.0	8.8	34.5	16
17 Deaths from immaturity	3	1	2	7.1	4.3	10.4	2	1	1	5.0	4.4	5.7	17
18 1-4 years **	-	-	-	-	-	-	3	2	1	-	-	-	18
19 Maternal deaths	-	-	-	0	0	0	1	1	-	24.9	44.1	0	19
CAUSE OF DEATH													
20 Tuberculosis, all forms (001-019)	4	3	1	21.9	23.6	17.9	-	-	-	0	0	0	20
21 Syphilis and its sequelae (020-029)	-	-	-	0	0	0	-	-	-	0	0	0	21
22 Typhoid fever (040)	-	-	-	0	0	0	-	-	-	0	0	0	22
23 Dysentery, all forms (045-048)	-	-	-	0	0	0	-	-	-	0	0	0	23
24 Scarlet fever (050)	-	-	-	0	0	0	-	-	-	0	0	0	24
25 Streptococcal sore throat (051)	-	-	-	0	0	0	-	-	-	0	0	0	25
26 Diphtheria (055)	-	-	-	0	0	0	-	-	-	0	0	0	26
27 Whooping cough (056)	-	-	-	0	0	0	-	-	-	0	0	0	27
28 Meningococcal infections (057)	-	-	-	0	0	0	-	-	-	0	0	0	28
29 Acute poliomyelitis (080)	-	-	-	0	0	0	-	-	-	0	0	0	29
30 Acute infectious encephalitis (082)	-	-	-	0	0	0	-	-	-	0	0	0	30
31 Smallpox (084)	-	-	-	0	0	0	-	-	-	0	0	0	31
32 Measles (085)	-	-	-	0	0	0	-	-	-	0	0	0	32
33 Typhus and other rickettsial diseases (100-103, 105-108)	-	-	-	0	0	0	-	-	-	0	0	0	33
34 Rocky Mountain spotted fever (104)	-	-	-	0	0	0	-	-	-	0	0	0	34
35 Malaria (110-117)	-	-	-	0	0	0	-	-	-	0	0	0	35
36 All other diseases classified as infective and parasitic (030-039, 041-044, 049, 052-054, 059-074, 081, 083, 086-096, 120-138)	-	-	-	0	0	0	1	1	-	5.6	8.7	0	36
37 Malignant neoplasms, including neoplasms of lymphatic and haematopoietic tissues (140-205)	11	9	2	60.1	70.9	35.7	16	10	6	89.9	87.0	95.2	37
38 Benign and unspecified neoplasms (210-239)	-	-	-	0	0	0	-	-	-	0	0	0	38
39 Diabetes mellitus (260)	3	3	-	16.4	23.6	0	3	-	3	16.9	0	47.6	39
40 Pellagra (281)	-	-	-	0	0	0	-	-	-	0	0	0	40
41 Anemias (290-293)	-	-	-	0	0	0	2	1	1	11.2	8.7	15.9	41
42 Vascular lesions affecting central nervous system (330-334)	34	23	11	185.8	181.1	196.4	34	15	19	191.0	130.4	301.6	42
43 Nonmeningococcal meningitis (340)	-	-	-	0	0	0	-	-	-	0	0	0	43
44 Rheumatic fever (400-402)	-	-	-	0	0	0	1	-	1	5.6	0	15.9	44
45 Heart diseases (410-443)	44	28	16	240.4	220.5	285.7	68	48	20	382.0	417.4	317.5	45
46 Hypertension without mention of heart (444-447)	4	2	2	21.9	15.7	35.7	2	1	1	11.2	8.7	15.9	46
47 Influenza and pneumonia (480-483, 490-493)	1	-	1	5.5	0	17.9	15	9	6	84.3	78.3	95.2	47
48 Bronchitis (500-502)	-	-	-	0	0	0	1	1	-	5.6	8.7	0	48
49 Ulcer of stomach and duodenum (540-541)	3	2	1	16.4	15.7	17.9	1	-	1	5.6	0	15.9	49
50 Appendicitis (550-553)	-	-	-	0	0	0	-	-	-	0	0	0	50
51 Intestinal obstruction and hernia (560, 561, 570)	-	-	-	0	0	0	1	-	1	5.6	0	15.9	51
52 Gastritis, duodenitis, enteritis and colitis (except diarrhea of the newborn) (543, 571, 572)	1	-	1	5.5	0	17.9	1	-	1	5.6	0	15.9	52
53 Cirrhosis of liver (581)	2	2	-	10.9	15.7	0	1	1	-	5.6	8.7	0	53
54 Nephritis and nephrosis (590-594)	9	4	5	49.2	31.5	89.3	2	1	1	11.2	8.7	15.9	54
55 Hyperplasia of prostate (610)	-	-	-	0	0	0	3	2	1	16.9	17.4	15.9	55
56 Complications of pregnancy, childbirth and the puerperium (640-652, 670-689)	-	-	-	0	0	0	1	1	-	5.6	8.7	0	56
57 Congenital malformations (750-759)	-	-	-	0	0	0	1	1	-	5.6	8.7	0	57
58 Birth injuries, postnatal asphyxia and alelectasis (760-762)	1	1	-	5.5	7.9	0	3	-	3	16.9	0	47.6	58
59 Infection of the newborn (763-768)	2	1	1	10.9	7.9	17.9	-	-	-	0	0	0	59
60 Other diseases peculiar to early infancy, and immaturity unqualified (769-776)	4	1	3	21.9	7.9	53.6	6	1	5	33.7	8.7	79.4	60
61 Senility, without mention of psychosis (794)	-	-	-	0	0	0	-	-	-	0	0	0	61
62 Ill-defined and unknown causes (780-793, 795)	4	2	2	21.9	15.7	35.7	1	-	1	5.6	0	15.9	62
63 Motor vehicle accidents (E810-E835)	3	1	2	16.4	7.9	35.7	3	3	-	16.9	26.1	0	63
64 All other accidents (E800-E802, E840-E962)	7	5	2	38.3	39.4	35.7	7	3	4	39.3	26.1	63.4	64
65 Suicide (E963, E970, E979)	-	-	-	0	0	0	3	3	-	16.9	26.1	0	65
66 Homicide (E964, E980-E985)	2	-	2	10.9	0	35.7	-	-	-	0	0	0	66
67 All other diseases (residual)	19	15	4	103.8	118.1	71.4	12	10	2	67.4	87.0	31.7	67

TABLE XIII VITAL STATISTICS, BY COUNTY, BY RACE, GEORGIA, 1958

ITEM	Evans						Fannin						
	Number			Rate or Ratio *			Number			Rate or Ratio *			
	Total	White	Non-White	Total	White	Non-White	Total	White	Non-White	Total	White	Non-White	
1 Estimated population	6,400	3,800	2,600				15,700	15,600	100				1
LIVE BIRTHS													
2 Total	147	84	63	23.0	22.1	24.2	227	227	-	14.5	14.6	0	2
3 Delivered in hospital	110	82	28	74.8%	97.6%	44.4%	205	205	-	90.3%	90.3%	0	3
4 Delivered in home by physician	8	-	8	5.4%	0%	12.7%	20	20	-	8.8%	8.8%	0	4
5 Delivered in home by midwife	29	2	27	19.7%	2.4%	42.9%	2	2	-	0.9%	0.9%	0	5
6 Other deliveries	-	-	-	0%	0%	0%	-	-	-	0%	0%	0	6
7 Immature births	8	5	3	54.4	59.5	47.6	16	16	-	70.5	70.5	0	7
8 Live births to un-wed mothers	16	2	14	108.8	23.8	222.2	3	3	-	13.2	13.2	0	8
FETAL DEATHS													
9 Total	3	2	1	20.4	23.8	15.9	3	3	-	13.2	13.2	0	9
10 Under 20 weeks gestation	1	1	-	6.8	11.9	0	-	-	-	0	0	0	10
11 20-27 weeks gestation	1	-	1	6.8	0	15.9	1	1	-	4.4	4.4	0	11
12 28 weeks and more	1	1	-	6.8	11.9	0	2	2	-	8.8	8.8	0	12
13 Unknown length of gestation	-	-	-	0	0	0	-	-	-	0	0	0	13
DEATHS													
14 Total, all ages	62	41	21	968.8	1078.9	807.7	113	113	-	719.7	724.4	0	14
15 Under 1 year	3	-	3	20.4	0	47.6	8	8	-	35.2	35.2	0	15
16 Under 28 days	1	-	1	6.8	0	15.9	5	5	-	22.0	22.0	0	16
17 Deaths from immaturity	1	-	1	6.8	0	15.9	3	3	-	13.2	13.2	0	17
18 1-4 years **	1	1	-	-	-	-	2	2	-	-	-	0	18
19 Maternal deaths	-	-	-	0	0	0	1	1	-	44.1	44.1	0	19
CAUSE OF DEATH													
20 Tuberculosis, all forms (001-019)	-	-	-	0	0	0	-	-	-	0	0	0	20
21 Syphilis and its sequelae (020-029)	-	-	-	0	0	0	1	1	-	6.4	6.4	0	21
22 Typhoid fever (040)	-	-	-	0	0	0	-	-	-	0	0	0	22
23 Dysentery, all forms (045-048)	-	-	-	0	0	0	-	-	-	0	0	0	23
24 Scarlet fever (050)	-	-	-	0	0	0	-	-	-	0	0	0	24
25 Streptococcal sore throat (051)	-	-	-	0	0	0	-	-	-	0	0	0	25
26 Diphtheria (055)	-	-	-	0	0	0	-	-	-	0	0	0	26
27 Whooping cough (056)	-	-	-	0	0	0	-	-	-	0	0	0	27
28 Meningococcal infections (057)	-	-	-	0	0	0	-	-	-	0	0	0	28
29 Acute poliomyelitis (080)	-	-	-	0	0	0	-	-	-	0	0	0	29
30 Acute infectious encephalitis (082)	-	-	-	0	0	0	-	-	-	0	0	0	30
31 Smallpox (084)	-	-	-	0	0	0	-	-	-	0	0	0	31
32 Measles (085)	-	-	-	0	0	0	-	-	-	0	0	0	32
33 Typhus and other rickettsial diseases (100-103, 105-108)	-	-	-	0	0	0	-	-	-	0	0	0	33
34 Rocky Mountain spotted fever (104)	-	-	-	0	0	0	-	-	-	0	0	0	34
35 Malaria (110-117)	-	-	-	0	0	0	-	-	-	0	0	0	35
36 All other diseases classified as infective and parasitic (030-039, 041-044, 049, 052-054, 059-074, 081, 083, 086-096, 120-138)	-	-	-	0	0	0	-	-	-	0	0	0	36
37 Malignant neoplasms, including neoplasms of lymphatic and haematopoietic tissues (140-205)	11	8	3	171.9	210.5	115.4	11	11	-	70.1	70.5	0	37
38 Benign and unspecified neoplasms (210-239)	-	-	-	0	0	0	-	-	-	0	0	0	38
39 Diabetes mellitus (260)	2	2	-	31.3	52.6	0	6	6	-	38.2	38.5	0	39
40 Pellagra (281)	-	-	-	0	0	0	-	-	-	0	0	0	40
41 Anemias (290-293)	-	-	-	0	0	0	-	-	-	0	0	0	41
42 Vascular lesions affecting central nervous system (330-334)	9	6	3	140.6	157.9	115.4	26	26	-	165.6	166.7	0	42
43 Nonmeningococcal meningitis (340)	-	-	-	0	0	0	1	1	-	6.4	6.4	0	43
44 Rheumatic fever (400-402)	-	-	-	0	0	0	-	-	-	0	0	0	44
45 Heart diseases (410-443)	18	11	7	281.3	289.5	269.2	35	35	-	222.9	224.4	0	45
46 Hypertension without mention of heart (444-447)	-	-	-	0	0	0	1	1	-	6.4	6.4	0	46
47 Influenza and pneumonia (480-483, 490-493)	2	1	1	31.3	26.3	38.5	1	1	-	6.4	6.4	0	47
48 Bronchitis (500-502)	-	-	-	0	0	0	1	1	-	6.4	6.4	0	48
49 Ulcer of stomach and duodenum (540-541)	-	-	-	0	0	0	1	1	-	6.4	6.4	0	49
50 Appendicitis (550-553)	-	-	-	0	0	0	-	-	-	0	0	0	50
51 Intestinal obstruction and hernia (560, 561, 570)	1	1	-	15.6	26.3	0	-	-	-	0	0	0	51
52 Gastritis, duodenitis, enteritis and colitis (except diarrhea of the newborn) (543, 571, 572)	-	-	-	0	0	0	-	-	-	0	0	0	52
53 Cirrhosis of liver (581)	-	-	-	0	0	0	-	-	-	0	0	0	53
54 Nephritis and nephrosis (590-594)	-	-	-	0	0	0	2	2	-	12.7	12.8	0	54
55 Hyperplasia of prostate (610)	-	-	-	0	0	0	-	-	-	0	0	0	55
56 Complications of pregnancy, childbirth and the puerperium (640-652, 670-689)	-	-	-	0	0	0	1	1	-	6.4	6.4	0	56
57 Congenital malformations (750-759)	-	-	-	0	0	0	3	3	-	19.1	19.2	0	57
58 Birth injuries, postnatal asphyxia and atelectasis (760-762)	-	-	-	0	0	0	1	1	-	6.4	6.4	0	58
59 Infection of the newborn (763-768)	-	-	-	0	0	0	1	1	-	6.4	6.4	0	59
60 Other diseases peculiar to early infancy, and immaturity unqualified (769-776)	2	-	2	31.3	0	76.9	4	4	-	25.5	25.6	0	60
61 Senility, without mention of psychosis (794)	-	-	-	0	0	0	-	-	-	0	0	0	61
62 Ill-defined and unknown causes (780-793, 795)	-	-	-	0	0	0	4	4	-	25.5	25.6	0	62
63 Motor vehicle accidents (E810-E835)	5	5	-	78.1	131.6	0	2	2	-	12.7	12.8	0	63
64 All other accidents (E800-E802, E840-E962)	1	-	1	15.6	0	38.5	4	4	-	25.5	25.6	0	64
65 Suicide (E963, E970, E979)	1	1	-	15.6	26.3	0	-	-	-	0	0	0	65
66 Homicide (E964, E980-E985)	1	-	1	15.6	0	38.5	-	-	-	0	0	0	66
67 All other diseases (residual)	9	6	3	140.6	157.9	115.4	8	8	-	51.0	51.3	0	67

TABLE XIII VITAL STATISTICS, BY COUNTY, BY RACE, GEORGIA, 1958

ITEM	Fayette						Floyd						
	Number			Rate or Ratio *			Number			Rate or Ratio *			
	Total	White	Non-White	Total	White	Non-White	Total	White	Non-White	Total	White	Non-White	
1 Estimated population	8,000	5,400	2,600				67,700	58,000	9,700				1
LIVE BIRTHS													
2 Total	162	103	59	20.3	19.1	22.7	1,559	1,300	259	23.0	22.4	26.7	2
3 Delivered in hospital	119	99	20	73.5%	96.1%	33.9%	1,526	1,292	234	97.9%	99.4%	90.3%	3
4 Delivered in home by physician	1	1	0	0.6%	1.0%	0%	8	2	6	0.5%	0.2%	2.3%	4
5 Delivered in home by midwife	38	2	36	23.5%	1.9%	61.0%	21	3	18	1.3%	0.2%	6.9%	5
6 Other deliveries	4	1	3	2.5%	1.0%	5.1%	4	3	1	0.3%	0.2%	0.4%	6
7 Immature births	13	7	6	80.2	68.0	101.7	124	88	36	79.5	67.7	139.0	7
8 Live births to un-wed mothers	18	3	15	111.1	29.1	254.2	86	22	64	55.2	16.9	247.1	8
FETAL DEATHS													
9 Total	4	2	2	24.7	19.4	33.9	34	22	12	21.8	16.9	46.3	9
10 Under 20 weeks gestation	2	1	1	12.3	9.7	16.9	3	3	0	1.9	2.3	0	10
11 20-27 weeks gestation	-	-	-	0	0	0	14	9	5	9.0	6.9	19.3	11
12 28 weeks and more	2	1	1	12.3	9.7	16.9	11	7	4	7.1	5.4	15.4	12
13 Unknown length of gestation	-	-	-	0	0	0	6	3	3	3.8	2.3	11.6	13
DEATHS													
14 Total, all ages	77	57	20	962.5	1055.6	769.2	561	451	110	828.7	777.6	1134.0	14
15 Under 1 year	11	7	4	67.9	68.0	67.8	51	39	12	32.7	30.0	46.3	15
16 Under 28 days	4	4	-	24.7	38.8	0	36	29	7	23.1	22.3	27.0	16
17 Deaths from immaturity	1	1	-	6.2	9.7	0	6	5	1	3.8	3.8	3.9	17
18 1-4 years **	1	1	-	-	-	-	1	1	-	-	-	-	18
19 Maternal deaths	-	-	-	0	0	0	-	-	-	0	0	0	19
CAUSE OF DEATH													
20 Tuberculosis, all forms (001-019)	-	-	-	0	0	0	8	5	3	11.8	8.6	30.9	20
21 Syphilis and its sequelae (020-029)	-	-	-	0	0	0	-	-	-	0	0	0	21
22 Typhoid fever (040)	-	-	-	0	0	0	-	-	-	0	0	0	22
23 Dysentery, all forms (045-048)	-	-	-	0	0	0	-	-	-	0	0	0	23
24 Scarlet fever (050)	-	-	-	0	0	0	-	-	-	0	0	0	24
25 Streptococcal sore throat (051)	-	-	-	0	0	0	-	-	-	0	0	0	25
26 Diphtheria (055)	-	-	-	0	0	0	1	-	1	1.5	0	10.3	26
27 Whooping cough (056)	-	-	-	0	0	0	-	-	-	0	0	0	27
28 Meningococcal infections (057)	-	-	-	0	0	0	-	-	-	0	0	0	28
29 Acute poliomyelitis (080)	-	-	-	0	0	0	-	-	-	0	0	0	29
30 Acute infectious encephalitis (082)	-	-	-	0	0	0	-	-	-	0	0	0	30
31 Smallpox (084)	-	-	-	0	0	0	-	-	-	0	0	0	31
32 Measles (085)	-	-	-	0	0	0	-	-	-	0	0	0	32
33 Typhus and other rickettsial diseases (100-103, 105-108)	-	-	-	0	0	0	-	-	-	0	0	0	33
34 Rocky Mountain spotted fever (104)	-	-	-	0	0	0	-	-	-	0	0	0	34
35 Malaria (110-117)	-	-	-	0	0	0	-	-	-	0	0	0	35
36 All other diseases classified as infective and parasitic (030-039, 041-044, 049, 052-054, 059-074, 081, 083, 086-096, 120-138)	1	1	-	12.5	18.5	0	-	-	-	0	0	0	36
37 Malignant neoplasms, including neoplasms of lymphatic and hemotopoietic tissues (140-205)	5	3	2	62.5	55.6	76.9	83	70	13	122.6	120.7	134.0	37
38 Benign and unspecified neoplasms (210-239)	-	-	-	0	0	0	-	-	-	0	0	0	38
39 Diabetes mellitus (260)	-	-	-	0	0	0	5	4	1	7.4	6.9	10.3	39
40 Pellagra (281)	1	1	-	12.5	18.5	0	-	-	-	0	0	0	40
41 Anemias (290-293)	-	-	-	0	0	0	-	-	-	0	0	0	41
42 Vascular lesions affecting central nervous system (330-334)	7	7	-	87.5	129.6	0	69	54	15	101.9	93.1	154.6	42
43 Nonmeningococcal meningitis (340)	-	-	-	0	0	0	-	-	-	0	0	0	43
44 Rheumatic fever (400-402)	-	-	-	0	0	0	-	-	-	0	0	0	44
45 Heart diseases (410-443)	27	22	5	337.5	407.4	192.3	206	174	32	304.3	300.0	329.9	45
46 Hypertension without mention of heart (444-447)	-	-	-	0	0	0	8	6	2	11.8	10.3	20.6	46
47 Influenza and pneumonia (480-483, 490-493)	5	2	3	62.5	37.0	115.4	13	9	4	19.2	15.5	41.2	47
48 Bronchitis (500-502)	-	-	-	0	0	0	-	-	-	0	0	0	48
49 Ulcer of stomach and duodenum (540-541)	1	-	1	12.5	0	38.5	3	3	-	4.4	5.2	0	49
50 Appendicitis (550-553)	-	-	-	0	0	0	-	-	-	0	0	0	50
51 Intestinal obstruction and hernia (560, 561, 570)	1	1	-	12.5	18.5	0	1	1	-	1.5	1.7	0	51
52 Gastritis, duodenitis, enteritis and colitis (except diarrhea of the newborn) (543, 571, 572)	-	-	-	0	0	0	4	2	2	5.9	3.4	20.6	52
53 Cirrhosis of liver (581)	1	1	-	12.5	18.5	0	5	5	-	7.4	8.6	0	53
54 Nephritis and nephrosis (590-594)	1	1	-	12.5	18.5	0	6	4	2	8.9	6.9	20.6	54
55 Hyperplasia of prostate (610)	-	-	-	0	0	0	2	2	-	3.0	3.4	0	55
56 Complications of pregnancy, childbirth and the puerperium (640-652, 670-689)	-	-	-	0	0	0	-	-	-	0	0	0	56
57 Congenital malformations (750-759)	4	4	-	50.0	74.1	0	9	7	2	13.3	12.1	20.6	57
58 Birth injuries, postnatal asphyxia and atelectasis (760-762)	-	-	-	0	0	0	21	17	4	31.0	29.3	41.2	58
59 Infection of the newborn (763-768)	-	-	-	0	0	0	1	1	-	1.5	1.7	0	59
60 Other diseases peculiar to early infancy, and immaturity unqualified (769-776)	3	2	1	37.5	37.0	38.5	7	6	1	10.3	10.3	10.3	60
61 Senility, without mention of psychosis (794)	-	-	-	0	0	0	1	-	1	1.5	0	10.3	61
62 Ill-defined and unknown causes (780-793, 795)	4	1	3	50.0	18.5	115.4	5	3	2	7.4	5.2	20.6	62
63 Motor vehicle accidents (E810-E835)	3	2	1	37.5	37.0	38.5	13	10	3	19.2	17.2	30.9	63
64 All other accidents (E800-E802, E840-E962)	2	1	1	25.0	18.5	38.5	22	17	5	32.5	29.3	51.5	64
65 Suicide (E963, E970, E979)	-	-	-	0	0	0	7	6	1	10.3	10.3	10.3	65
66 Homicide (E964, E980-E985)	3	1	2	37.5	18.5	76.9	12	6	6	17.7	10.3	61.9	66
67 All other diseases (residual)	8	7	1	100.0	129.6	38.5	46	36	10	67.9	62.1	103.1	67

TABLE XIII VITAL STATISTICS, BY COUNTY, BY RACE, GEORGIA, 1958

ITEM	Forsyth						Franklin						
	Number			Rate or Ratio *			Number			Rate or Ratio *			
	Total	White	Non-White	Total	White	Non-White	Total	White	Non-White	Total	White	Non-White	
1 Estimated population	11,100	11,000	100				13,900	12,300	1,600				1
LIVE BIRTHS													
2 Total	254	253	1	22.9	23.0	10.0	241	211	30	17.3	17.2	18.8	2
3 Delivered in hospital	252	251	1	99.2%	99.2%	100.0%	230	206	24	95.4%	97.6%	80.0%	3
4 Delivered in home by physician	1	1	-	0.4%	0.4%	0%	6	1	5	2.5%	0.5%	16.7%	4
5 Delivered in home by midwife	1	1	-	0.4%	0.4%	0%	4	3	1	1.7%	1.4%	3.3%	5
6 Other deliveries	-	-	-	0%	0%	0%	1	1	-	0.4%	0.5%	0%	6
7 Immature births	16	16	-	63.0	63.2	0	20	17	3	83.0	80.6	100.0	7
8 Live births to un-wed mothers	6	6	-	23.6	23.7	0	10	4	6	41.5	19.0	200.0	8
FETAL DEATHS													
9 Total	9	8	1	35.4	31.6	1000.0	-	-	-	0	0	0	9
10 Under 20 weeks gestation	3	3	-	11.8	11.9	0	-	-	-	0	0	0	10
11 20-27 weeks gestation	-	-	-	0	0	0	-	-	-	0	0	0	11
12 28 weeks and more	5	4	1	19.7	15.8	1000.0	-	-	-	0	0	0	12
13 Unknown length of gestation	1	1	-	3.9	4.0	0	-	-	-	0	0	0	13
DEATHS													
14 Total, all ages	79	79	-	711.7	718.2	0	129	113	16	928.1	918.7	1000.0	14
15 Under 1 year	5	5	-	19.7	19.8	0	5	5	-	20.7	23.7	0	15
16 Under 28 days	4	4	-	15.7	15.8	0	2	2	-	8.3	9.5	0	16
17 Deaths from immaturity	1	1	-	3.9	4.0	0	-	-	-	0	0	0	17
18 1-4 years **	3	3	-	-	-	-	1	1	-	-	-	-	18
19 Maternal deaths	-	-	-	0	0	0	1	1	-	41.5	47.4	0	19
CAUSE OF DEATH													
20 Tuberculosis, all forms (001-019)	-	-	-	0	0	0	-	-	-	0	0	0	20
21 Syphilis and its sequelae (020-029)	-	-	-	0	0	0	-	-	-	0	0	0	21
22 Typhoid fever (040)	-	-	-	0	0	0	-	-	-	0	0	0	22
23 Dysentery, all forms (045-048)	-	-	-	0	0	0	-	-	-	0	0	0	23
24 Scarlet fever (050)	-	-	-	0	0	0	-	-	-	0	0	0	24
25 Streptococcal sore throat (051)	-	-	-	0	0	0	-	-	-	0	0	0	25
26 Diphtheria (055)	-	-	-	0	0	0	-	-	-	0	0	0	26
27 Whooping cough (056)	-	-	-	0	0	0	1	1	-	7.2	8.1	0	27
28 Meningococcal infections (057)	-	-	-	0	0	0	-	-	-	0	0	0	28
29 Acute poliomyelitis (080)	-	-	-	0	0	0	-	-	-	0	0	0	29
30 Acute infectious encephalitis (082)	-	-	-	0	0	0	-	-	-	0	0	0	30
31 Smallpox (084)	-	-	-	0	0	0	-	-	-	0	0	0	31
32 Measles (085)	-	-	-	0	0	0	-	-	-	0	0	0	32
33 Typhus and other rickettsial diseases (100-103, 105-108)	-	-	-	0	0	0	-	-	-	0	0	0	33
34 Rocky Mountain spotted fever (104)	-	-	-	0	0	0	-	-	-	0	0	0	34
35 Malaria (110-117)	-	-	-	0	0	0	-	-	-	0	0	0	35
36 All other diseases classified as infective and parasitic (030-039, 041-044, 049, 052-054, 059-074, 081, 083, 086-096, 120-138)	1	1	-	9.0	9.1	0	2	2	-	14.4	16.3	0	36
37 Malignant neoplasms, including neoplasms of lymphatic and haematopoietic tissues (140-205)	8	8	-	72.1	72.7	0	18	17	1	129.5	138.2	62.5	37
38 Benign and unspecified neoplasms (210-239)	-	-	-	0	0	0	1	1	-	7.2	8.1	0	38
39 Diabetes mellitus (260)	-	-	-	0	0	0	2	2	-	14.4	16.3	0	39
40 Pellagra (281)	-	-	-	0	0	0	-	-	-	0	0	0	40
41 Anemias (290-293)	-	-	-	0	0	0	-	-	-	0	0	0	41
42 Vascular lesions affecting central nervous system (330-334)	13	13	-	117.1	118.2	0	28	25	3	201.4	203.3	187.5	42
43 Nonmeningococcal meningitis (340)	-	-	-	0	0	0	-	-	-	0	0	0	43
44 Rheumatic fever (400-402)	-	-	-	0	0	0	-	-	-	0	0	0	44
45 Heart diseases (410-443)	27	27	-	243.2	245.5	0	44	37	7	316.5	300.8	437.5	45
46 Hypertension without mention of heart (444-447)	-	-	-	0	0	0	-	-	-	0	0	0	46
47 Influenza and pneumonia (480-483, 490-493)	-	-	-	0	0	0	2	2	-	14.4	16.3	0	47
48 Bronchitis (500-502)	-	-	-	0	0	0	-	-	-	0	0	0	48
49 Ulcer of stomach and duodenum (540-541)	-	-	-	0	0	0	1	1	-	7.2	8.1	0	49
50 Appendicitis (550-553)	1	1	-	9.0	9.1	0	-	-	-	0	0	0	50
51 Intestinal obstruction and hernia (560, 561, 570)	-	-	-	0	0	0	1	1	-	7.2	8.1	0	51
52 Gastritis, duodenitis, enteritis and colitis (except diarrhea of the newborn) (543, 571, 572)	-	-	-	0	0	0	1	1	-	7.2	8.1	0	52
53 Cirrhosis of liver (581)	-	-	-	0	0	0	-	-	-	0	0	0	53
54 Nephritis and nephrosis (590-594)	-	-	-	0	0	0	3	3	-	21.6	0	187.5	54
55 Hyperplasia of prostate (610)	2	2	-	18.0	18.2	0	1	1	-	7.2	8.1	0	55
56 Complications of pregnancy, childbirth and the puerperium (640-652, 670-689)	-	-	-	0	0	0	1	1	-	7.2	8.1	0	56
57 Congenital malformations (750-759)	-	-	-	0	0	0	-	-	-	0	0	0	57
58 Birth injuries, postnatal asphyxia and asphyxia (760-762)	1	1	-	9.0	9.1	0	2	2	-	14.4	16.3	0	58
59 Infection of the newborn (763-768)	1	1	-	9.0	9.1	0	-	-	-	0	0	0	59
60 Other diseases peculiar to early infancy, and immaturity unqualified (769-776)	2	2	-	18.0	18.2	0	-	-	-	0	0	0	60
61 Senility, without mention of psychosis (794)	-	-	-	0	0	0	-	-	-	0	0	0	61
62 Ill-defined and unknown causes (780-793, 795)	1	1	-	9.0	9.1	0	-	-	-	0	0	0	62
63 Motor vehicle accidents (E810-E835)	6	6	-	54.1	54.5	0	6	5	1	43.2	40.7	62.5	63
64 All other accidents (E800-E802, E840-E962)	7	7	-	63.1	63.6	0	3	2	1	21.6	16.3	62.5	64
65 Suicide (E963, E970, E979)	1	1	-	9.0	9.1	0	2	2	-	14.4	16.3	0	65
66 Homicide (E964, E980-E985)	-	-	-	0	0	0	1	1	-	7.2	8.1	0	66
67 All other diseases (residual)	8	8	-	72.1	72.7	0	9	9	-	64.7	73.2	0	67

TABLE XIII VITAL STATISTICS, BY COUNTY, BY RACE, GEORGIA, 1958

ITEM	Fulton						Gilmer						
	Number			Rate or Ratio *			Number			Rate or Ratio *			
	Total	White	Non-White	Total	White	Non-White	Total	White	Non-White	Total	White	Non-White	
1 Estimated population	571,600	395,000	176,600				10,700	10,600	100				1
LIVE BIRTHS													
2 Total	14,156	8,023	6,133	24.8	20.3	34.7	182	182	-	17.0	17.2	0	2
3 Delivered in hospital	13,873	7,996	5,877	98.0%	99.7%	95.8%	175	175	-	96.2%	96.2%	0	3
4 Delivered in home by physician	260	25	235	1.8%	0.3%	3.8%	1	1	-	0.5%	0.5%	0	4
5 Delivered in home by midwife	14	1	13	0.1%	0.0%	0.2%	6	6	-	3.3%	3.3%	0	5
6 Other deliveries	9	1	8	0.1%	0.0%	0.1%	-	-	-	0%	0%	0	6
7 Immature births	1,600	637	963	113.0	79.4	157.0	12	12	-	65.9	65.9	0	7
8 Live births to un-wed mothers	2,040	166	1,874	144.1	20.7	305.6	2	2	-	11.0	11.0	0	8
FETAL DEATHS													
9 Total	430	234	196	30.4	29.2	32.0	5	5	-	27.5	27.5	0	9
10 Under 20 weeks gestation	160	107	53	11.3	13.3	8.6	-	-	-	0	0	0	10
11 20-27 weeks gestation	71	31	40	5.0	3.9	6.5	2	2	-	11.0	11.0	0	11
12 28 weeks and more	179	88	91	12.6	11.0	14.8	2	2	-	11.0	11.0	0	12
13 Unknown length of gestation	20	8	12	1.4	1.0	2.0	1	1	-	5.5	5.5	0	13
DEATHS													
14 Total, all ages	5,243	3,112	2,131	917.2	787.8	1206.7	79	78	1	738.3	735.8	1000.0	14
15 Under 1 year	426	193	233	30.1	24.1	38.0	10	10	-	54.9	54.9	0	15
16 Under 28 days	304	149	155	21.5	18.6	25.3	7	7	-	38.5	38.5	0	16
17 Deaths from immaturity	70	28	42	4.9	3.5	6.8	-	-	-	0	0	0	17
18 1-4 years **	44	18	26	-	-	-	-	-	-	0	0	0	18
19 Maternal deaths	7	3	4	4.9	3.7	6.5	-	-	-	0	0	0	19
CAUSE OF DEATH													
20 Tuberculosis, all forms (001-019)	45	16	29	7.9	4.1	16.4	-	-	-	0	0	0	20
21 Syphilis and its sequelae (020-029)	16	6	10	2.8	1.5	5.7	-	-	-	0	0	0	21
22 Typhoid fever (040)	-	-	0	0	0	0	-	-	-	0	0	0	22
23 Dysentery, all forms (045-048)	1	-	1	0.2	0	0.6	-	-	-	0	0	0	23
24 Scarlet fever (050)	-	-	0	0	0	0	-	-	-	0	0	0	24
25 Streptococcal sore throat (051)	-	-	0	0	0	0	-	-	-	0	0	0	25
26 Diphtheria (055)	1	-	1	0.2	0	0.6	-	-	-	0	0	0	26
27 Whooping cough (056)	-	-	0	0	0	0	-	-	-	0	0	0	27
28 Meningococcal infections (057)	4	1	3	0.7	0.3	1.7	-	-	-	0	0	0	28
29 Acute poliomyelitis (080)	-	-	0	0	0	0	-	-	-	0	0	0	29
30 Acute infectious encephalitis (082)	-	-	0	0	0	0	-	-	-	0	0	0	30
31 Smallpox (084)	-	-	0	0	0	0	-	-	-	0	0	0	31
32 Measles (085)	-	-	0	0	0	0	-	-	-	0	0	0	32
33 Typhus and other rickettsial diseases (100-103, 105-108)	-	-	0	0	0	0	-	-	-	0	0	0	33
34 Rocky Mountain spotted fever (104)	-	-	0	0	0	0	-	-	-	0	0	0	34
35 Malaria (110-117)	-	-	0	0	0	0	-	-	-	0	0	0	35
36 All other diseases classified as infective and parasitic (030-039, 041-044, 049, 052-054, 059-074, 081, 083, 086-096, 120-138)	17	10	7	3.0	2.5	4.0	-	-	-	0	0	0	36
37 Malignant neoplasms, including neoplasms of lymphatic and hemopoietic tissues (140-205)	750	488	262	131.2	123.5	148.4	3	3	-	28.0	28.3	0	37
38 Benign and unspecified neoplasms (210-239)	24	14	10	4.2	3.5	5.7	1	1	-	9.3	9.4	0	38
39 Diabetes mellitus (260)	85	55	30	14.9	13.9	17.0	-	-	-	0	0	0	39
40 Pellagra (281)	1	-	1	0.2	0	0.6	-	-	-	0	0	0	40
41 Anemias (290-293)	13	6	7	2.3	1.5	4.0	-	-	-	0	0	0	41
42 Vascular lesions affecting central nervous system (330-334)	792	441	351	138.6	111.6	198.8	25	24	1	233.6	226.4	1000.0	42
43 Nonmeningococcal meningitis (340)	12	3	9	2.1	0.8	5.1	-	-	-	0	0	0	43
44 Rheumatic fever (400-402)	-	-	0	0	0	0	-	-	-	0	0	0	44
45 Heart diseases (410-443)	1,712	1,129	583	299.5	285.8	330.1	14	14	-	130.8	132.1	0	45
46 Hypertension without mention of heart (444-447)	43	18	25	7.5	4.6	14.2	1	1	-	9.3	9.4	0	46
47 Influenza and pneumonia (480-483, 490-493)	177	76	101	31.0	19.2	57.2	5	5	-	46.7	47.2	0	47
48 Bronchitis (500-502)	11	8	3	1.9	2.0	1.7	-	-	-	0	0	0	48
49 Ulcer of stomach and duodenum (540-541)	33	25	8	5.8	6.3	4.5	-	-	-	0	0	0	49
50 Appendicitis (550-553)	6	3	3	1.0	0.8	1.7	-	-	-	0	0	0	50
51 Intestinal obstruction and hernia (560, 561, 570)	26	13	13	4.5	3.3	7.4	-	-	-	0	0	0	51
52 Gastritis, duodenitis, enteritis and colitis (except diarrhea of the newborn) (543, 571, 572)	23	9	14	4.0	2.3	7.9	1	1	-	9.3	9.4	0	52
53 Cirrhosis of liver (581)	61	41	20	10.7	10.4	11.3	1	1	-	9.3	9.4	0	53
54 Nephritis and nephrosis (590-594)	75	25	50	13.1	6.3	28.3	-	-	-	0	0	0	54
55 Hyperplasia of prostate (610)	19	8	11	3.3	2.0	6.2	1	1	-	9.3	9.4	0	55
56 Complications of pregnancy, childbirth and the puerperium (640-652, 670-689)	7	3	4	1.2	0.8	2.3	-	-	-	0	0	0	56
57 Congenital malformations (750-759)	68	48	20	11.9	12.2	11.3	1	1	-	9.3	9.4	0	57
58 Birth injuries, postnatal asphyxia and atelectasis (760-762)	129	71	58	22.6	18.0	32.8	3	3	-	28.0	28.3	0	58
59 Infection of the newborn (763-768)	19	8	11	3.3	2.0	6.2	1	1	-	9.3	9.4	0	59
60 Other diseases peculiar to early infancy, and immaturity unqualified (769-776)	116	49	67	20.3	12.4	37.9	2	2	-	18.7	18.9	0	60
61 Senility, without mention of psychosis (794)	2	2	-	0.3	0.5	0	-	-	-	0	0	0	61
62 Ill-defined and unknown causes (780-793, 795)	26	13	13	4.5	3.3	7.4	2	2	-	18.7	18.9	0	62
63 Motor vehicle accidents (E810-E835)	110	81	29	19.2	20.5	16.4	2	2	-	18.7	18.9	0	63
64 All other accidents (E800-E802, E840-E962)	159	89	70	27.8	22.5	39.6	6	6	-	56.1	56.6	0	64
65 Suicide (E963, E970, E979)	42	39	3	7.3	9.9	1.7	2	2	-	18.7	18.9	0	65
66 Homicide (E964, E980-E985)	108	20	88	18.9	5.1	49.8	2	2	-	18.7	18.9	0	66
67 All other diseases (residual)	510	294	216	89.2	74.4	122.3	6	6	-	56.1	56.6	0	67

TABLE XIII VITAL STATISTICS, BY COUNTY, BY RACE, GEORGIA, 1958

ITEM	Glascock						GWIN						
	Number			Rate or Ratio #			Number			Rate or Ratio #			
	Total	White	Non-White	Total	White	Non-White	Total	White	Non-White	Total	White	Non-White	
1 Estimated population	3,000	2,200	800				35,400	24,600	10,800				1
LIVE BIRTHS													
2 Total	60	38	22	20.0	17.3	27.5	1,205	847	358	34.0	34.4	33.1	2
3 Delivered in hospital	48	37	11	80.0%	97.4%	50.0%	1,056	837	219	87.6%	98.0%	61.2%	3
4 Delivered in home by physician	3	1	2	5.0%	2.6%	9.1%	8	4	4	0.7%	0.5%	1.1%	4
5 Delivered in home by midwife	8	-	8	13.3%	0%	36.4%	140	6	134	11.6%	0.7%	37.4%	5
6 Other deliveries	1	-	1	1.7%	0%	4.5%	1	-	1	0.1%	0%	0.3%	6
7 Immature births	7	5	2	116.7	131.6	90.9	112	64	48	92.9	75.6	134.1	7
8 Live births to un-wed mothers	10	2	8	166.7	52.6	363.6	86	13	73	71.4	15.3	203.9	8
FETAL DEATHS													
9 Total	3	1	2	50.0	26.3	90.9	29	17	12	24.1	20.1	33.5	9
10 Under 20 weeks gestation	2	-	2	33.3	0	90.9	8	7	1	6.6	8.3	2.8	10
11 20-27 weeks gestation	1	1	-	16.7	26.3	0	2	2	-	1.7	2.4	0	11
12 28 weeks and more	-	-	-	0	0	0	19	8	11	15.8	9.6	30.7	12
13 Unknown length of gestation	-	-	-	0	0	0	-	-	-	0	0	0	13
DEATHS													
14 Total, all ages	34	28	6	133.3	127.7	750.0	294	176	118	830.5	715.4	1092.6	14
15 Under 1 year	4	4	-	66.7	105.3	0	31	21	10	25.7	24.8	27.0	15
16 Under 28 days	4	4	-	66.7	105.3	0	26	18	8	21.6	21.3	22.3	16
17 Deaths from immaturity	1	1	-	16.7	26.3	0	9	5	4	7.5	5.9	11.3	17
18 1-4 years	-	-	-	0	0	0	9	7	2	-	-	-	18
19 Maternal deaths	-	-	-	0	0	0	1	1	-	8.3	11.8	0	19
CAUSE OF DEATH													
20 Tuberculosis, all forms (001-019)	-	-	-	0	0	0	1	-	1	2.8	0	9.3	20
21 Syphilis and its sequelae (020-029)	-	-	-	0	0	0	3	1	2	8.5	4.1	18.5	21
22 Typhoid fever (040)	-	-	-	0	0	0	-	-	-	0	0	0	22
23 Dysentery, all forms (045-048)	-	-	-	0	0	0	-	-	-	0	0	0	23
24 Scarlet fever (050)	-	-	-	0	0	0	-	-	-	0	0	0	24
25 Streptococcal sore throat (051)	-	-	-	0	0	0	-	-	-	0	0	0	25
26 Diphtheria (055)	-	-	-	0	0	0	-	-	-	0	0	0	26
27 Whooping cough (056)	-	-	-	0	0	0	-	-	-	0	0	0	27
28 Meningococcal infections (057)	-	-	-	0	0	0	-	-	-	0	0	0	28
29 Acute poliomyelitis (080)	-	-	-	0	0	0	-	-	-	0	0	0	29
30 Acute infectious encephalitis (082)	-	-	-	0	0	0	-	-	-	0	0	0	30
31 Smallpox (084)	-	-	-	0	0	0	-	-	-	0	0	0	31
32 Measles (085)	-	-	-	0	0	0	-	-	-	0	0	0	32
33 Typhus and other rickettsial diseases (100-103, 105-108)	-	-	-	0	0	0	-	-	-	0	0	0	33
34 Rocky Mountain spotted fever (104)	-	-	-	0	0	0	-	-	-	0	0	0	34
35 Malaria (110-117)	-	-	-	0	0	0	-	-	-	0	0	0	35
36 All other diseases classified as infective and parasitic (030-039, 041-044, 049, 052-054, 059-074, 081, 083, 086-096, 120-138)	-	-	-	0	0	0	2	1	1	5.6	4.1	9.3	36
37 Malignant neoplasms, including neoplasms of lymphatic and hematopoietic tissues (140-205)	3	3	-	100.0	136.4	0	43	29	14	121.5	117.9	129.6	37
38 Benign and unspecified neoplasms (210-239)	-	-	-	0	0	0	1	-	1	2.8	0	9.3	38
39 Diabetes mellitus (260)	-	-	-	0	0	0	5	3	2	14.1	12.2	18.5	39
40 Pellagra (281)	-	-	-	0	0	0	-	-	-	0	0	0	40
41 Anemias (290-293)	-	-	-	0	0	0	1	1	-	2.8	4.1	0	41
42 Vascular lesions affecting central nervous system (330-334)	7	5	2	233.3	227.3	250.0	42	16	26	118.6	65.0	240.7	42
43 Nonmeningococcal meningitis (340)	-	-	-	0	0	0	-	-	-	0	0	0	43
44 Rheumatic fever (400-402)	-	-	-	0	0	0	2	2	-	5.6	8.1	0	44
45 Heart diseases (410-443)	12	10	2	400.0	454.5	250.0	65	46	19	183.6	187.0	175.0	45
46 Hypertension without mention of heart (444-447)	-	-	-	0	0	0	2	-	2	5.6	0	18.5	46
47 Influenza and pneumonia (480-483, 490-493)	-	-	-	0	0	0	26	11	15	73.4	44.7	138.9	47
48 Bronchitis (500-502)	1	1	-	33.3	45.5	0	3	3	-	8.5	12.2	0	48
49 Ulcer of stomach and duodenum (540-541)	-	-	-	0	0	0	3	2	1	8.5	8.1	9.3	49
50 Appendicitis (550-553)	-	-	-	0	0	0	-	-	-	0	0	0	50
51 Intestinal obstruction and hernia (560, 561, 570)	-	-	-	0	0	0	1	1	-	2.8	4.1	0	51
52 Gastritis, duodenitis, enteritis and colitis (except diarrhea of the newborn) (543, 571, 572)	-	-	-	0	0	0	1	1	-	2.8	4.1	0	52
53 Cirrhosis of liver (581)	-	-	-	0	0	0	1	1	-	2.8	4.1	0	53
54 Nephritis and nephrosis (590-594)	-	-	-	0	0	0	7	4	3	19.8	16.3	27.8	54
55 Hyperplasia of prostate (610)	-	-	-	0	0	0	1	1	-	2.8	4.1	0	55
56 Complications of pregnancy, childbirth and the puerperium (640-652, 670-689)	-	-	-	0	0	0	1	1	-	2.8	4.1	0	56
57 Congenital malformations (750-759)	1	1	-	33.3	45.5	0	8	4	4	22.6	16.3	37.0	57
58 Birth injuries, postnatal asphyxia and atelectasis (760-762)	1	1	-	33.3	45.5	0	5	4	1	14.1	16.3	9.3	58
59 Infection of the newborn (763-768)	-	-	-	0	0	0	3	1	2	8.5	4.1	18.5	59
60 Other diseases peculiar to early infancy, and immaturity unqualified (769-776)	2	2	-	66.7	90.9	0	14	10	4	39.5	40.7	37.0	60
61 Senility, without mention of psychosis (794)	1	1	-	33.3	45.5	0	-	-	-	0	0	0	61
62 Ill-defined and unknown causes (780-793, 795)	2	2	-	66.7	90.9	0	2	-	2	5.6	0	18.5	62
63 Motor vehicle accidents (E810-E835)	-	-	-	0	0	0	12	9	3	33.9	36.6	27.8	63
64 All other accidents (E800-E802, E840-E962)	2	2	-	66.7	90.9	0	7	7	-	19.8	28.5	0	64
65 Suicide (E963, E970, E979)	-	-	-	0	0	0	4	3	1	11.3	12.2	9.3	65
66 Homicide (E964, E980-E985)	1	-	1	33.3	0	125.0	5	2	3	14.1	8.1	27.8	66
67 All other diseases (residual)	1	-	1	33.3	0	125.0	23	12	11	65.0	48.8	101.9	67

TABLE XIII VITAL STATISTICS, BY COUNTY, BY RACE, GEORGIA, 1958

ITEM	Gordon						Grady						
	Number			Rate or Ratio *			Number			Rate or Ratio *			
	Total	White	Non-White	Total	White	Non-White	Total	White	Non-White	Total	White	Non-White	
1 Estimated population	19,600	18,400	1,200				18,900	12,300	6,600				1
LIVE BIRTHS													
2 Total	371	345	26	18.9	18.8	21.7	430	215	215	22.8	17.5	32.6	2
3 Delivered in hospital	369	344	25	99.5%	99.7%	96.2%	289	206	83	67.2%	95.2%	38.6%	3
4 Delivered in home by physician	1	1	-	0.3%	0.3%	0%	87	6	81	20.2%	2.8%	37.7%	4
5 Delivered in home by midwife	1	-	1	0.3%	0%	3.8%	53	2	51	12.3%	0.0%	23.7%	5
6 Other deliveries	-	-	-	0%	0%	0%	1	1	-	0.2%	0.5%	0%	6
7 Immature births	18	15	3	48.5	43.5	115.4	34	10	24	79.1	46.5	111.6	7
8 Live births to un-wed mothers	10	5	5	27.0	14.5	192.3	63	4	59	146.5	18.6	274.4	8
FETAL DEATHS													
9 Total	8	8	-	21.6	23.2	0	10	5	5	23.3	23.3	23.3	9
10 Under 20 weeks gestation	2	2	-	5.4	5.8	0	2	2	-	4.7	9.3	0	10
11 20-27 weeks gestation	1	1	-	2.7	2.9	0	2	1	1	4.7	4.7	4.7	11
12 28 weeks and more	4	4	-	10.8	11.6	0	4	2	2	9.3	9.2	9.2	12
13 Unknown length of gestation	1	1	-	2.7	2.9	0	2	-	2	4.7	0	9.2	13
DEATHS													
14 Total, all ages	177	165	12	903.1	896.7	1000.0	168	102	66	888.9	829.3	1000.0	14
15 Under 1 year	11	10	1	29.6	29.0	38.5	23	6	17	53.5	27.9	79.1	15
16 Under 28 days	5	5	-	13.5	14.5	0	13	3	10	30.2	14.0	46.5	16
17 Deaths from immaturity	-	-	-	0	0	0	5	2	3	11.6	9.3	14.0	17
18 1-4 years **	4	3	1	-	-	-	9	3	6	-	-	-	18
19 Maternal deaths	-	-	-	0	0	0	-	-	-	0	0	0	19
CAUSE OF DEATH													
20 Tuberculosis, all forms (001-019)	2	2	-	10.2	10.9	0	1	1	-	5.3	8.1	0	20
21 Syphilis and its sequelae (020-029)	-	-	-	0	0	0	-	-	-	0	0	0	21
22 Typhoid fever (040)	-	-	-	0	0	0	-	-	-	0	0	0	22
23 Dysentery, all forms (045-048)	-	-	-	0	0	0	-	-	-	0	0	0	23
24 Scarlet fever (050)	-	-	-	0	0	0	-	-	-	0	0	0	24
25 Streptococcal sore throat (051)	-	-	-	0	0	0	-	-	-	0	0	0	25
26 Diphtheria (055)	-	-	-	0	0	0	-	-	-	0	0	0	26
27 Whooping cough (056)	-	-	-	0	0	0	-	-	-	0	0	0	27
28 Meningococcal infections (057)	-	-	-	0	0	0	-	-	-	0	0	0	28
29 Acute poliomyelitis (080)	-	-	-	0	0	0	-	-	-	0	0	0	29
30 Acute infectious encephalitis (082)	-	-	-	0	0	0	-	-	-	0	0	0	30
31 Smallpox (084)	-	-	-	0	0	0	-	-	-	0	0	0	31
32 Measles (085)	-	-	-	0	0	0	-	-	-	0	0	0	32
33 Typhus and other rickettsial diseases (100-103, 105-108)	-	-	-	0	0	0	-	-	-	0	0	0	33
34 Rocky Mountain spotted fever (104)	-	-	-	0	0	0	-	-	-	0	0	0	34
35 Malaria (110-117)	-	-	-	0	0	0	-	-	-	0	0	0	35
36 All other diseases classified as infective and parasitic (030-039, 041-044, 049, 052-054, 059-074, 081, 083, 086-096, 120-138)	2	2	-	10.2	10.9	0	1	1	-	5.3	8.1	0	36
37 Malignant neoplasms, including neoplasms of lymphatic and haemopoietic tissues (140-205)	15	13	2	76.5	70.7	166.7	16	8	8	84.7	65.0	121.2	37
38 Benign and unspecified neoplasms (210-239)	-	-	-	0	0	0	-	-	-	0	0	0	38
39 Diabetes mellitus (260)	2	2	-	10.2	10.9	0	3	3	-	15.9	24.4	0	39
40 Pellagra (281)	-	-	-	0	0	0	-	-	-	0	0	0	40
41 Anemias (290-293)	-	-	-	0	0	0	2	2	-	10.6	16.3	0	41
42 Vascular lesions affecting central nervous system (330-334)	29	29	-	148.0	157.6	0	18	9	9	95.2	73.2	136.4	42
43 Nonmeningococcal meningitis (340)	-	-	-	0	0	0	-	-	-	0	0	0	43
44 Rheumatic fever (400-402)	-	-	-	0	0	0	-	-	-	0	0	0	44
45 Heart diseases (410-443)	67	65	2	341.8	353.3	166.7	64	47	17	338.6	382.1	257.6	45
46 Hypertension without mention of heart (444-447)	7	7	-	35.7	38.0	0	1	1	-	5.3	8.1	0	46
47 Influenza and pneumonia (480-483, 490-493)	11	8	3	56.1	43.5	250.0	8	6	2	42.3	48.8	30.3	47
48 Bronchitis (500-502)	1	1	-	5.1	5.4	0	-	-	-	5.3	0	0	48
49 Ulcer of stomach and duodenum (540-541)	2	1	1	10.2	5.4	83.3	-	-	-	0	0	0	49
50 Appendicitis (550-553)	-	-	-	0	0	0	-	-	-	0	0	0	50
51 Intestinal obstruction and hernia (560, 561, 570)	1	1	-	5.1	5.4	0	4	3	1	21.2	24.4	15.2	51
52 Gastritis, duodenitis, enteritis and colitis (except diarrhea of the newborn) (543, 571, 572)	2	2	-	10.2	10.9	0	3	1	2	15.9	8.1	30.3	52
53 Cirrhosis of liver (581)	1	1	-	5.1	5.4	0	1	1	1	5.3	0	15.2	53
54 Nephritis and nephrosis (590-594)	1	1	-	5.1	5.4	0	3	1	2	15.9	8.1	30.3	54
55 Hyperplasia of prostate (610)	1	1	-	5.1	5.4	0	1	-	1	5.3	0	15.2	55
56 Complications of pregnancy, childbirth and the puerperium (640-652, 670-689)	-	-	-	0	0	0	5	-	-	0	0	0	56
57 Congenital malformations (750-759)	-	-	-	0	0	0	1	1	4	26.5	8.1	60.6	57
58 Birth injuries, postnatal asphyxia and atelectasis (760-762)	4	4	-	20.4	21.7	0	1	-	1	5.3	0	15.2	58
59 Infection of the newborn (763-768)	-	-	-	0	0	0	-	-	-	0	0	0	59
60 Other diseases peculiar to early infancy, and immaturity unqualified (769-776)	1	1	-	5.1	5.4	0	11	3	8	58.2	24.4	121.2	60
61 Senility, without mention of psychosis (794)	2	2	-	10.2	10.9	0	-	-	-	0	0	0	61
62 Ill-defined and unknown causes (780-793, 795)	2	1	1	10.2	5.4	83.3	5	1	4	26.5	8.1	60.6	62
63 Motor vehicle accidents (E810-E835)	3	3	-	15.3	16.3	0	3	3	-	15.9	24.4	0	63
64 All other accidents (E800-E802, E840-E962)	8	8	-	40.8	43.5	0	6	3	3	31.7	24.4	45.5	64
65 Suicide (E963, E970, E979)	2	2	-	10.2	10.9	0	1	-	1	5.3	0	15.2	65
66 Homicide (E964, E980-E985)	1	-	1	5.1	0	83.3	-	-	-	0	0	0	66
67 All other diseases (residual)	11	9	2	56.1	48.9	166.7	10	8	2	52.9	65.0	30.3	67

TABLE XIII VITAL STATISTICS, BY COUNTY, BY RACE, GEORGIA, 1958

ITEM	Greene						Gwinnett						1
	Number			Rate or Ratio *			Number			Rate or Ratio *			
	Total	White	Non-White	Total	White	Non-White	Total	White	Non-White	Total	White	Non-White	
1 Estimated population	12,500	6,100	6,400				35,600	32,400	3,200				
LIVE BIRTHS													
2 Total	244	89	155	19.5	14.6	24.2	1,035	911	124	29.1	28.1	38.8	2
3 Delivered in hospital	182	89	93	74.6%	100.0%	60.0%	1,017	900	117	98.3%	98.8%	94.4%	3
4 Delivered in home by physician	8	-	8	3.3%	0%	5.2%	15	10	5	1.4%	1.1%	4.0%	4
5 Delivered in home by midwife	54	-	54	22.1%	0%	34.8%	3	1	2	0.3%	0.1%	1.6%	5
6 Other deliveries	-	-	-	0%	0%	0%	-	-	-	0%	0%	0%	6
7 Immature births	18	4	14	73.8	44.9	90.3	72	60	12	69.6	65.9	96.8	7
8 Live births to un-wed mothers	41	1	40	168.0	11.2	258.1	33	7	26	31.9	7.7	209.7	8
FETAL DEATHS													
9 Total	4	1	3	16.4	11.2	19.4	59	51	8	57.0	56.0	64.5	9
10 Under 20 weeks gestation	-	-	-	0	0	0	39	35	4	37.7	38.4	32.3	10
11 20-27 weeks gestation	-	-	-	0	0	0	5	4	1	4.8	4.4	8.1	11
12 28 weeks and more	1	-	1	4.1	0	6.5	15	12	3	14.5	13.2	24.2	12
13 Unknown length of gestation	3	1	2	12.3	11.2	12.9	-	-	-	0	0	0	13
DEATHS													
14 Total, all ages	131	61	70	1048.0	1000.0	1093.8	310	272	38	870.8	839.5	1187.5	14
15 Under 1 year	9	2	7	36.9	22.5	45.2	27	23	4	26.1	25.2	32.3	15
16 Under 28 days	4	2	2	16.4	22.5	12.9	20	17	3	19.3	18.7	24.2	16
17 Deaths from immaturity	1	1	-	4.1	11.2	0	4	4	-	3.9	4.4	0	17
18 1-4 years **	2	1	1	-	-	-	1	-	1	0	0	0	18
19 Maternal deaths	-	-	-	0	0	0	-	-	-	0	0	0	19
CAUSE OF DEATH													
20 Tuberculosis, all forms (001-019)	-	-	-	0	0	0	1	1	-	2.8	3.1	0	20
21 Syphilis and its sequelae (020-029)	-	-	-	0	0	0	1	-	1	2.8	0	31.3	21
22 Typhoid fever (040)	-	-	-	0	0	0	-	-	-	0	0	0	22
23 Dysentery, all forms (045-048)	-	-	-	0	0	0	-	-	-	0	0	0	23
24 Scarlet fever (050)	-	-	-	0	0	0	-	-	-	0	0	0	24
25 Streptococcal sore throat (051)	-	-	-	0	0	0	-	-	-	0	0	0	25
26 Diphtheria (055)	-	-	-	0	0	0	-	-	-	0	0	0	26
27 Whooping cough (056)	-	-	-	0	0	0	-	-	-	0	0	0	27
28 Meningococcal infections (057)	-	-	-	0	0	0	-	-	-	0	0	0	28
29 Acute poliomyelitis (080)	-	-	-	0	0	0	-	-	-	0	0	0	29
30 Acute infectious encephalitis (082)	-	-	-	0	0	0	-	-	-	0	0	0	30
31 Smallpox (084)	-	-	-	0	0	0	-	-	-	0	0	0	31
32 Measles (085)	-	-	-	0	0	0	-	-	-	0	0	0	32
33 Typhus and other rickettsial diseases (100-103, 105-108)	-	-	-	0	0	0	-	-	-	0	0	0	33
34 Rocky Mountain spotted fever (104)	-	-	-	0	0	0	-	-	-	0	0	0	34
35 Malaria (110-117)	-	-	-	0	0	0	-	-	-	0	0	0	35
36 All other diseases classified as infective and parasitic (030-039, 041-044, 049, 052-054, 059-074, 081, 083, 086-096, 120-138)	1	-	1	8.0	0	15.6	3	3	-	8.4	9.3	0	36
37 Malignant neoplasms, including neoplasms of lymphatic and haematopoietic tissues (140-205)	12	7	5	96.0	114.8	78.1	37	33	4	103.9	101.9	125.0	37
38 Benign and unspecified neoplasms (210-239)	-	-	-	0	0	0	1	-	1	2.8	0	31.3	38
39 Diabetes mellitus (260)	1	-	1	8.0	0	15.6	3	2	1	8.4	6.2	31.3	39
40 Pellagra (281)	-	-	-	0	0	0	-	-	-	0	0	0	40
41 Anemias (290-293)	-	-	-	0	0	0	-	-	-	0	0	0	41
42 Vascular lesions affecting central nervous system (330-334)	36	15	21	288.0	245.9	328.1	56	50	6	157.3	154.3	187.5	42
43 Nonmeningococcal meningitis (340)	1	-	1	8.0	0	15.6	1	1	-	2.8	3.1	0	43
44 Rheumatic fever (400-402)	-	-	-	0	0	0	-	-	-	0	0	0	44
45 Heart diseases (410-443)	43	20	23	344.0	327.9	359.4	101	94	7	283.7	290.1	218.8	45
46 Hypertension without mention of heart (444-447)	-	-	-	0	0	0	3	2	1	8.4	6.2	31.3	46
47 Influenza and pneumonia (480-483, 490-493)	4	2	2	32.0	32.8	31.3	14	13	1	39.3	40.1	31.3	47
48 Bronchitis (500-502)	1	1	-	8.0	16.4	0	-	-	-	0	0	0	48
49 Ulcer of stomach and duodenum (540-541)	-	-	-	0	0	0	1	1	-	2.8	3.1	0	49
50 Appendicitis (550-553)	-	-	-	0	0	0	-	-	-	0	0	0	50
51 Intestinal obstruction and hernia (560, 561, 570)	-	-	-	0	0	0	5	5	-	14.0	15.4	0	51
52 Gastritis, duodenitis, enteritis and colitis (except diarrhea of the newborn) (543, 571, 572)	-	-	-	0	0	0	1	-	1	2.8	0	31.3	52
53 Cirrhosis of liver (581)	-	-	-	0	0	0	-	-	-	0	0	0	53
54 Nephritis and nephrosis (590-594)	3	2	1	24.0	32.8	15.6	5	4	1	14.0	12.3	31.3	54
55 Hyperplasia of prostate (610)	-	-	-	0	0	0	-	-	-	0	0	0	55
56 Complications of pregnancy, childbirth and the puerperium (640-652, 670-689)	-	-	-	0	0	0	5	-	5	14.0	15.4	0	56
57 Congenital malformations (750-759)	1	1	-	8.0	16.4	0	7	7	-	19.7	21.6	0	57
58 Birth injuries, postnatal asphyxia and atelectasis (760-762)	-	-	-	0	0	0	-	-	-	0	0	0	58
59 Infection of the newborn (763-768)	1	-	1	8.0	0	15.6	3	-	3	8.4	0	93.8	59
60 Other diseases peculiar to early infancy, and immaturity unqualified (769-776)	1	1	-	8.0	16.4	0	6	6	-	16.9	18.5	0	60
61 Senility, without mention of psychosis (794)	-	-	-	0	0	0	1	1	-	2.8	3.1	0	61
62 Ill-defined and unknown causes (780-793, 795)	6	1	5	48.0	16.4	78.1	1	1	-	2.8	3.1	0	62
63 Motor vehicle accidents (E810-E835)	3	-	3	24.0	0	46.9	13	12	1	36.5	37.0	31.3	63
64 All other accidents (E800-E802, E840-E962)	4	2	2	32.0	32.8	31.3	13	10	3	36.5	30.9	93.8	64
65 Suicide (E963, E970, E979)	-	-	-	0	0	0	4	2	2	11.2	6.2	62.5	65
66 Homicide (E964, E980-E985)	2	-	2	16.0	0	31.3	5	4	1	14.0	12.3	31.3	66
67 All other diseases (residual)	11	9	2	88.0	147.5	31.3	19	15	4	53.4	46.3	125.0	67

TABLE XIII VITAL STATISTICS, BY COUNTY, BY RACE, GEORGIA, 1958

ITEM	Habersham						Hall						
	Number			Rate or Ratio *			Number			Rate or Ratio *			
	Total	White	Non-White	Total	White	Non-White	Total	White	Non-White	Total	White	Non-White	
1 Estimated population	18,100	17,500	600				45,000	40,200	4,800				1
LIVE BIRTHS													
2 Total	407	393	14	22.5	22.5	23.3	1,323	1,125	198	29.4	28.0	41.3	2
3 Delivered in hospital	405	392	13	99.5%	99.7%	92.9%	1,305	1,115	190	98.6%	99.1%	96.0%	3
4 Delivered in home by physician	1	1	-	0.2%	0.3%	0%	10	7	3	0.8%	0.6%	1.5%	4
5 Delivered in home by midwife	1	-	1	0.2%	0%	7.1%	4	2	2	0.3%	0.2%	1.0%	5
6 Other deliveries	-	-	-	0%	0%	0%	4	1	3	0.3%	0.1%	1.5%	6
7 Immature births	34	32	2	83.5	81.4	142.9	94	71	23	71.1	63.1	116.2	7
8 Live births to un-wed mothers	14	9	5	34.4	22.9	357.1	82	22	60	62.0	19.6	303.0	8
FETAL DEATHS													
9 Total	36	36	-	88.5	91.6	0	25	23	2	18.9	20.4	10.1	9
10 Under 20 weeks gestation	32	32	-	78.6	81.4	0	3	2	1	2.3	1.8	5.1	10
11 20-27 weeks gestation	-	-	-	0	0	0	7	6	1	5.3	5.3	5.1	11
12 28 weeks and more	4	4	-	9.8	10.2	0	14	14	-	10.6	12.4	0	12
13 Unknown length of gestation	-	-	-	0	0	0	1	1	-	0.8	0.9	0	13
DEATHS													
14 Total, all ages	145	135	10	801.1	771.4	1666.7	336	283	53	746.7	704.0	1104.2	14
15 Under 1 year	20	18	2	49.1	45.8	142.9	34	23	11	25.7	20.4	55.6	15
16 Under 28 days	12	11	1	29.5	28.0	71.4	22	17	5	16.6	15.1	25.3	16
17 Deaths from immaturity	1	-	-	2.5	2.5	0	7	6	1	5.3	5.3	5.1	17
18 1-4 years **	3	3	-	-	-	-	5	5	-	-	-	-	18
19 Maternal deaths	-	-	-	0	0	0	-	-	-	0	0	0	19
CAUSE OF DEATH													
20 Tuberculosis, all forms (001-019)	-	-	-	0	0	0	1	1	-	2.2	2.5	0	20
21 Syphilis and its sequelae (020-029)	-	-	-	0	0	0	-	-	-	0	0	0	21
22 Typhoid fever (040)	-	-	-	0	0	0	-	-	-	0	0	0	22
23 Dysentery, all forms (045-048)	-	-	-	0	0	0	-	-	-	0	0	0	23
24 Scarlet fever (050)	-	-	-	0	0	0	-	-	-	0	0	0	24
25 Streptococcal sore throat (051)	-	-	-	0	0	0	-	-	-	0	0	0	25
26 Diphtheria (055)	-	-	-	0	0	0	-	-	-	0	0	0	26
27 Whooping cough (056)	-	-	-	0	0	0	-	-	-	0	0	0	27
28 Meningococcal infections (057)	-	-	-	0	0	0	1	1	-	2.2	2.5	0	28
29 Acute poliomyelitis (080)	-	-	-	0	0	0	-	-	-	0	0	0	29
30 Acute infectious encephalitis (082)	-	-	-	0	0	0	-	-	-	0	0	0	30
31 Smallpox (084)	-	-	-	0	0	0	-	-	-	0	0	0	31
32 Measles (085)	-	-	-	0	0	0	2	2	-	4.4	5.0	0	32
33 Typhus and other rickettsial diseases (100-103, 105-108)	-	-	-	0	0	0	-	-	-	0	0	0	33
34 Rocky Mountain spotted fever (104)	-	-	-	0	0	0	-	-	-	0	0	0	34
35 Malaria (110-117)	-	-	-	0	0	0	-	-	-	0	0	0	35
36 All other diseases classified as infective and parasitic (030-039, 041-044, 049, 052-054, 059-074, 081, 083, 086-096, 120-138)	2	2	-	11.0	11.4	0	1	1	-	2.2	2.5	0	36
37 Malignant neoplasms, including neoplasms of lymphatic and hematopoietic tissues (140-205)	16	14	2	88.4	80.0	333.3	42	39	3	93.3	97.0	62.5	37
38 Benign and unspecified neoplasms (210-239)	-	-	-	0	0	0	1	1	-	2.2	2.5	0	38
39 Diabetes mellitus (260)	2	2	-	11.0	11.4	0	5	4	1	11.1	10.0	20.8	39
40 Pellagra (281)	-	-	-	0	0	0	-	-	-	0	0	0	40
41 Anemias (290-293)	-	-	-	0	0	0	-	-	-	0	0	0	41
42 Vascular lesions affecting central nervous system (330-334)	31	31	-	171.3	177.1	0	48	43	5	106.7	107.0	104.2	42
43 Nonmeningococcal meningitis (340)	1	1	-	5.5	5.7	0	1	1	-	2.2	2.5	0	43
44 Rheumatic fever (400-402)	-	-	-	0	0	0	1	1	-	2.2	2.5	0	44
45 Heart diseases (410-443)	40	36	4	221.0	205.7	666.7	106	86	20	235.6	213.9	416.7	45
46 Hypertension without mention of heart (444-447)	2	1	1	11.0	5.7	166.7	4	2	2	8.9	5.0	41.7	46
47 Influenza and pneumonia (480-483, 490-493)	8	7	1	44.2	40.0	166.7	15	11	4	33.3	27.4	83.3	47
48 Bronchitis (500-502)	-	-	-	0	0	0	-	-	-	0	0	0	48
49 Ulcer of stomach and duodenum (540-541)	-	-	-	0	0	0	2	2	-	4.4	5.0	0	49
50 Appendicitis (550-553)	-	-	-	0	0	0	-	-	-	0	0	0	50
51 Intestinal obstruction and hernia (560, 561, 570)	-	-	-	0	0	0	2	2	-	4.4	5.0	0	51
52 Gastritis, duodenitis, enteritis and colitis (except diarrhea of the newborn) (543, 571, 572)	-	-	-	0	0	0	5	3	2	11.1	7.5	41.7	52
53 Cirrhosis of liver (581)	-	-	-	0	0	0	2	2	-	4.4	5.0	0	53
54 Nephritis and nephrosis (590-594)	1	-	1	5.5	0	166.7	4	4	-	8.9	10.0	0	54
55 Hyperplasia of prostate (610)	1	1	-	5.5	5.7	0	1	1	-	2.2	2.5	0	55
56 Complications of pregnancy, childbirth and the puerperium (640-652, 670-689)	-	-	-	0	0	0	-	-	-	0	0	0	56
57 Congenital malformations (750-759)	1	1	-	5.5	5.7	0	5	4	1	11.1	10.0	20.8	57
58 Birth injuries, postnatal asphyxia and oleletosis (760-762)	3	3	-	16.6	17.1	0	5	4	1	11.1	10.0	20.8	58
59 Infection of the newborn (763-768)	2	1	1	11.0	5.7	166.7	2	1	1	4.4	2.5	20.8	59
60 Other diseases peculiar to early infancy, and immaturity unequalled (769-776)	7	7	-	38.7	40.0	0	10	8	2	22.2	19.9	41.7	60
61 Senility, without mention of psychosis (794)	-	-	-	0	0	0	-	-	-	0	0	0	61
62 Ill-defined and unknown causes (780-793, 795)	-	-	-	0	0	0	1	1	-	2.2	2.5	0	62
63 Motor vehicle accidents (E810-E835)	7	7	-	38.7	40.0	0	19	17	2	42.2	42.3	41.7	63
64 All other accidents (E800-E802, E840-E962)	5	5	-	27.6	28.6	0	9	7	2	20.0	17.4	41.7	64
65 Suicide (E963, E970, E979)	1	1	-	5.5	5.7	0	5	5	-	11.1	12.4	0	65
66 Homicide (E964, E980-E985)	-	-	-	0	0	0	3	2	1	6.7	5.0	20.8	66
67 All other diseases (residual)	15	15	-	82.9	85.7	0	33	27	6	73.3	67.2	125.0	67

TABLE XIII VITAL STATISTICS, BY COUNTY, BY RACE, GEORGIA, 1958

ITEM	Hancock						Haralson						
	Number			Rate or Ratio **			Number			Rate or Ratio **			
	Total	White	Non-White	Total	White	Non-White	Total	White	Non-White	Total	White	Non-White	
1 Estimated population	10,200	2,600	7,600				15,100	13,900	1,200				1
LIVE BIRTHS													
2 Total	288	39	249	28.2	15.0	32.8	288	256	32	19.1	18.4	26.7	2
3 Delivered in hospital	102	37	65	35.4%	94.9%	26.1%	270	251	19	93.8%	98.0%	59.4%	3
4 Delivered in home by physician	10	1	9	3.5%	2.6%	3.6%	7	4	3	2.4%	1.6%	9.4%	4
5 Delivered in home by midwife	176	1	175	61.1%	2.6%	70.3%	11	1	10	3.8%	0.4%	31.3%	5
6 Other deliveries	-	-	-	0%	0%	0%	-	-	-	0%	0%	0%	6
7 Immature births	28	1	27	97.2	75.6	108.4	27	23	4	93.8	89.8	125.0	7
8 Live births to un-wed mothers	60	-	60	208.3	0	241.0	10	3	7	34.7	11.7	218.8	8
FETAL DEATHS													
9 Total	12	2	10	41.7	51.3	40.2	6	4	2	20.8	15.6	62.5	9
10 Under 20 weeks gestation	1	-	1	3.5	0	4.0	2	1	1	6.9	3.9	31.3	10
11 20-27 weeks gestation	3	1	2	10.4	25.6	8.0	-	-	-	0	0	0	11
12 28 weeks and more	6	1	5	20.8	25.6	20.1	3	2	1	10.4	7.8	31.3	12
13 Unknown length of gestation	2	-	2	6.9	0	8.0	1	1	-	3.5	3.9	0	13
DEATHS													
14 Total, all ages	124	40	84	215.7	153.5	105.3	124	116	8	821.2	834.5	666.7	14
15 Under 1 year	12	-	12	41.7	0	48.2	5	5	-	17.4	19.5	0	15
16 Under 28 days	8	-	8	27.8	0	32.1	5	5	-	17.4	19.5	0	16
17 Deaths from immaturity	3	-	3	10.4	0	12.0	2	2	-	6.9	7.8	0	17
18 1-4 years **	2	-	2	-	-	-	-	-	-	-	-	-	18
19 Maternal deaths	1	-	1	34.7	0	40.2	-	-	-	0	0	0	19
CAUSE OF DEATH													
20 Tuberculosis, all forms (001-019)	1	-	1	9.8	0	13.2	-	-	-	0	0	0	20
21 Syphilis and its sequelae (020-029)	1	-	1	9.8	0	13.2	-	-	-	0	0	0	21
22 Typhoid fever (040)	-	-	-	0	0	0	-	-	-	0	0	0	22
23 Dysentery, all forms (045-048)	-	-	-	0	0	0	-	-	-	0	0	0	23
24 Scarlet fever (050)	-	-	-	0	0	0	-	-	-	0	0	0	24
25 Streptococcal sore throat (051)	-	-	-	0	0	0	-	-	-	0	0	0	25
26 Diphtheria (055)	-	-	-	0	0	0	-	-	-	0	0	0	26
27 Whooping cough (056)	-	-	-	0	0	0	-	-	-	0	0	0	27
28 Meningococcal infections (057)	-	-	-	0	0	0	-	-	-	0	0	0	28
29 Acute poliomyelitis (080)	-	-	-	0	0	0	-	-	-	0	0	0	29
30 Acute infectious encephalitis (082)	-	-	-	0	0	0	-	-	-	0	0	0	30
31 Smallpox (084)	-	-	-	0	0	0	-	-	-	0	0	0	31
32 Measles (085)	-	-	-	0	0	0	-	-	-	0	0	0	32
33 Typhus and other rickettsial diseases (100-103, 105-108)	-	-	-	0	0	0	-	-	-	0	0	0	33
34 Rocky Mountain spotted fever (104)	-	-	-	0	0	0	-	-	-	0	0	0	34
35 Malaria (110-117)	-	-	-	0	0	0	-	-	-	0	0	0	35
36 All other diseases classified as infective and parasitic (030-039, 041-044, 049, 052-054, 059-074, 081, 083, 086-096, 120-138)	-	-	-	0	0	0	1	1	-	6.6	7.2	0	36
37 Malignant neoplasms, including neoplasms of lymphatic and haematopoietic tissues (140-205)	15	4	11	147.1	153.8	144.7	25	24	1	165.6	172.7	83.3	37
38 Benign and unspecified neoplasms (210-239)	1	-	1	9.8	0	13.2	-	-	-	0	0	0	38
39 Diabetes mellitus (260)	-	-	-	0	0	0	2	2	-	13.2	14.4	0	39
40 Pellagra (281)	-	-	-	0	0	0	-	-	-	0	0	0	40
41 Anemias (290-293)	-	-	-	0	0	0	-	-	-	0	0	0	41
42 Vascular lesions affecting central nervous system (330-334)	14	3	11	137.3	115.4	144.7	8	8	-	53.0	57.6	0	42
43 Nonmeningococcal meningitis (340)	-	-	-	0	0	0	1	-	1	6.6	0	83.3	43
44 Rheumatic fever (400-402)	-	-	-	0	0	0	-	-	-	0	0	0	44
45 Heart diseases (410-443)	42	17	25	411.8	653.8	328.9	45	44	1	298.0	316.5	83.3	45
46 Hypertension without mention of heart (444-447)	1	-	1	9.8	0	13.2	-	-	-	0	0	0	46
47 Influenza and pneumonia (480-483, 490-493)	8	5	3	78.4	192.3	39.5	8	7	1	53.0	50.4	83.3	47
48 Bronchitis (500-502)	-	-	-	0	0	0	-	-	-	0	0	0	48
49 Ulcer of stomach and duodenum (540-541)	1	-	1	9.8	0	13.2	2	2	-	13.2	14.4	0	49
50 Appendicitis (550-553)	-	-	-	0	0	0	-	-	-	0	0	0	50
51 Intestinal obstruction and hernia (560, 561, 570)	-	-	-	0	0	0	1	1	-	6.6	7.2	0	51
52 Gastritis, duodenitis, enteritis and colitis (except diarrhea of the newborn) (543, 571, 572)	1	-	1	9.8	0	13.2	1	1	-	6.6	7.2	0	52
53 Cirrhosis of liver (581)	-	-	-	0	0	0	1	-	1	6.6	0	83.3	53
54 Nephritis and nephrosis (590-594)	4	1	3	39.2	38.5	39.5	1	1	-	6.6	7.2	0	54
55 Hyperplasia of prostate (610)	3	1	2	29.4	38.5	26.3	-	-	-	0	0	0	55
56 Complications of pregnancy, childbirth and the puerperium (640-652, 670-689)	1	-	1	9.8	0	13.2	-	-	-	0	0	0	56
57 Congenital malformations (750-759)	1	1	-	9.8	38.5	0	2	2	-	13.2	14.4	0	57
58 Birth injuries, postnatal asphyxia and atelectasis (760-762)	2	-	2	19.6	0	26.3	2	2	-	13.2	14.4	0	58
59 Infection of the newborn (763-768)	2	-	2	19.6	0	26.3	-	-	-	0	0	0	59
60 Other diseases peculiar to early infancy, and immaturity unqualified (769-776)	5	-	5	49.0	0	65.8	3	3	-	19.9	21.6	0	60
61 Senility, without mention of psychosis (794)	1	-	1	9.8	0	13.2	-	-	-	0	0	0	61
62 Ill-defined and unknown causes (780-793, 795)	-	-	-	0	0	0	1	1	-	6.6	7.2	0	62
63 Motor vehicle accidents (E810-E835)	2	-	2	19.6	0	26.3	5	4	1	33.1	28.8	83.3	63
64 All other accidents (E800-E802, E840-E962)	7	3	4	68.6	115.4	52.6	6	6	-	39.7	43.2	0	64
65 Suicide (E963, E970, E979)	3	3	-	29.4	115.4	0	2	2	-	13.2	14.4	0	65
66 Homicide (E964, E980-E985)	1	-	1	9.8	0	13.2	1	-	1	6.6	0	83.3	66
67 All other diseases (residual)	7	2	5	68.6	76.9	65.8	6	5	1	39.7	36.0	83.3	67

TABLE XIII VITAL STATISTICS, BY COUNTY, BY RACE, GEORGIA, 1958

ITEM	Harris						Hart						
	Number			Rate or Ratio *			Number			Rate or Ratio *			
	Total	White	Non-White	Total	White	Non-White	Total	White	Non-White	Total	White	Non-White	
1 Estimated population	11,400	5,000	6,400				14,100	10,600	3,500				1
LIVE BIRTHS													
2 Total	250	77	173	21.9	15.4	27.0	292	211	81	20.7	19.9	23.1	2
3 Delivered in hospital	99	62	37	39.6%	80.5%	21.4%	240	210	30	82.2%	99.5%	37.0%	3
4 Delivered in home by physician	89	15	74	35.6%	19.5%	42.8%	14	-	14	4.8%	0%	17.3%	4
5 Delivered in home by midwife	62	-	62	24.8%	0%	35.8%	38	1	37	13.0%	0.5%	45.7%	5
6 Other deliveries	-	-	-	0%	0%	0%	-	-	-	0%	0%	0%	6
7 Immature births	17	1	16	6.8%	13.0	92.5	16	9	7	54.8	42.7	86.4	7
8 Live births to un-wed mothers	40	-	40	160.0	0	231.2	15	2	13	51.4	9.5	160.5	8
FETAL DEATHS													
9 Total	13	1	12	52.0	13.0	69.4	11	3	8	37.7	14.2	98.8	9
10 Under 20 weeks gestation	7	-	7	28.0	0	40.5	1	-	1	3.4	0	12.3	10
11 20-27 weeks gestation	2	-	2	8.0	0	11.6	1	-	1	3.4	0	12.3	11
12 28 weeks and more	4	1	3	16.0	13.0	17.3	6	2	4	20.5	9.5	49.4	12
13 Unknown length of gestation	-	-	-	0	0	0	3	1	2	10.3	4.7	24.7	13
DEATHS													
14 Total, all ages	101	47	54	886.0	940.0	843.8	108	82	26	766.0	773.6	742.9	14
15 Under 1 year	6	-	6	24.0	0	34.7	6	4	2	20.5	19.0	24.7	15
16 Under 28 days	5	-	5	20.0	0	28.9	4	4	-	13.7	19.0	0	16
17 Deaths from immaturity	2	-	2	8.0	0	11.6	-	-	-	0	0	0	17
18 1-4 years **	1	-	1	-	-	-	3	2	1	-	-	-	18
19 Maternal deaths	1	-	1	40.0	0	57.8	-	-	-	0	0	0	19
CAUSE OF DEATH													
20 Tuberculosis, all forms (001-019)	-	-	-	0	0	0	1	1	-	7.1	9.4	0	20
21 Syphilis and its sequelae (020-029)	-	-	-	0	0	0	1	1	-	7.1	9.4	0	21
22 Typhoid fever (040)	-	-	-	0	0	0	-	-	-	0	0	0	22
23 Dysentery, all forms (045-048)	-	-	-	0	0	0	-	-	-	0	0	0	23
24 Scarlet fever (050)	-	-	-	0	0	0	-	-	-	0	0	0	24
25 Streptococcal sore throat (051)	-	-	-	0	0	0	-	-	-	0	0	0	25
26 Diphtheria (055)	-	-	-	0	0	0	-	-	-	0	0	0	26
27 Whooping cough (056)	-	-	-	0	0	0	-	-	-	0	0	0	27
28 Meningococcal infections (057)	-	-	-	0	0	0	-	-	-	0	0	0	28
29 Acute poliomyelitis (080)	-	-	-	0	0	0	-	-	-	0	0	0	29
30 Acute infectious encephalitis (082)	-	-	-	0	0	0	1	-	1	7.1	0	28.6	30
31 Smallpox (084)	-	-	-	0	0	0	-	-	-	0	0	0	31
32 Measles (085)	-	-	-	0	0	0	-	-	-	0	0	0	32
33 Typhus and other rickettsial diseases (100-103, 105-108)	-	-	-	0	0	0	-	-	-	0	0	0	33
34 Rocky Mountain spotted fever (104)	-	-	-	0	0	0	-	-	-	0	0	0	34
35 Malaria (110-117)	-	-	-	0	0	0	-	-	-	0	0	0	35
36 All other diseases classified as infective and parasitic (030-039, 041-044, 049, 052-054, 059-074, 081, 083, 086-096, 120-138)	-	-	-	0	0	0	-	-	-	0	0	0	36
37 Malignant neoplasms, including neoplasms of lymphatic and haematopoietic tissues (140-205)	13	10	3	114.0	200.0	46.9	12	11	1	85.1	103.8	28.6	37
38 Benign and unspecified neoplasms (210-239)	-	-	-	0	0	0	-	-	-	0	0	0	38
39 Diabetes mellitus (260)	3	2	1	26.3	40.0	15.6	3	3	-	21.3	28.3	0	39
40 Pellagra (281)	-	-	-	0	0	0	-	-	-	0	0	0	40
41 Anemias (290-293)	-	-	-	0	0	0	-	-	-	0	0	0	41
42 Vascular lesions affecting central nervous system (330-334)	27	12	15	236.8	240.0	234.4	22	19	3	156.0	179.2	85.7	42
43 Nonmeningococcal meningitis (340)	-	-	-	0	0	0	-	-	-	0	0	0	43
44 Rheumatic fever (400-402)	-	-	-	0	0	0	-	-	-	0	0	0	44
45 Heart diseases (410-443)	29	14	15	254.4	280.0	234.4	40	31	9	283.7	292.5	257.1	45
46 Hypertension without mention of heart (444-447)	-	-	-	0	0	0	-	-	-	0	0	0	46
47 Influenza and pneumonia (480-483, 490-493)	4	-	4	35.1	0	62.5	2	1	1	14.2	9.4	28.6	47
48 Bronchitis (500-502)	1	-	1	8.8	0	15.6	-	-	-	0	0	0	48
49 Ulcer of stomach and duodenum (540-541)	1	1	-	8.8	20.0	0	1	1	-	7.1	9.4	0	49
50 Appendicitis (550-553)	-	-	-	0	0	0	-	-	-	0	0	0	50
51 Intestinal obstruction and hernia (560, 561, 570)	1	1	-	8.8	20.0	0	-	-	-	0	0	0	51
52 Gastritis, duodenitis, enteritis and colitis (except diarrhea of the newborn) (543, 571, 572)	-	-	-	0	0	0	-	-	-	0	0	0	52
53 Cirrhosis of liver (581)	-	-	-	0	0	0	-	-	-	0	0	0	53
54 Nephritis and nephrosis (590-594)	1	-	1	8.8	0	15.6	5	-	5	35.5	0	142.9	54
55 Hyperplasia of prostate (610)	-	-	-	0	0	0	-	-	-	0	0	0	55
56 Complications of pregnancy, childbirth and the puerperium (640-652, 670-689)	1	-	1	8.8	0	15.6	-	-	-	0	0	0	56
57 Congenital malformations (750-759)	1	-	1	8.8	0	0	1	1	-	7.1	9.4	0	57
58 Birth injuries, postnatal asphyxia and asflectosis (760-762)	1	-	1	8.8	0	15.6	3	3	-	21.3	28.3	0	58
59 Infection of the newborn (763-768)	2	-	2	17.5	0	31.3	-	-	-	0	0	0	59
60 Other diseases peculiar to early infancy, and immaturity unqualified (769-776)	2	-	2	17.5	0	31.3	-	-	-	0	0	0	60
61 Senility, without mention of psychosis (794)	-	-	-	0	0	0	-	-	-	0	0	0	61
62 Ill-defined and unknown causes (780-793, 795)	1	-	1	8.8	0	15.6	-	-	-	0	0	0	62
63 Motor vehicle accidents (E810-E835)	2	1	1	17.5	20.0	15.6	6	5	1	42.6	47.2	28.6	63
64 All other accidents (E800-E802, E840-E962)	4	2	2	35.1	40.0	31.3	3	2	1	21.3	18.9	28.6	64
65 Suicide (E963, E970, E979)	-	-	-	0	0	0	1	1	-	7.1	9.4	0	65
66 Homicide (E964, E980-E985)	1	-	1	8.8	0	15.6	2	1	1	14.2	9.4	28.6	66
67 All other diseases (residual)	7	4	3	61.4	80.0	46.9	4	1	3	28.4	9.4	85.7	67

TABLE XIII VITAL STATISTICS, BY COUNTY, BY RACE, GEORGIA, 1958

ITEM	Heard						Henry						
	Number			Rate or Ratio *			Number			Rate or Ratio *			
	Total	White	Non-White	Total	White	Non-White	Total	White	Non-White	Total	White	Non-White	
1 Estimated population	6,000	4,600	1,400				16,800	9,400	7,400				1
LIVE BIRTHS													
2 Total	122	80	42	20.3	17.4	30.0	435	192	243	25.9	20.4	32.8	2
3 Delivered in hospital	118	79	39	96.7%	98.8%	92.9%	240	178	62	55.2%	92.7%	25.5%	3
4 Delivered in home by physician	1	1	-	0.8%	1.3%	0%	10	9	1	2.3%	4.7%	0.4%	4
5 Delivered in home by midwife	3	-	3	2.5%	0%	7.1%	185	5	180	42.5%	2.6%	74.1%	5
6 Other deliveries	-	-	-	0%	0%	0%	-	-	-	0%	0%	0%	6
7 Immature births	6	2	4	49.2	25.0	95.2	35	10	25	80.5	52.1	102.9	7
8 Live births to un-wed mothers	14	2	12	114.8	25.0	285.7	69	3	66	158.6	15.6	271.6	8
FETAL DEATHS													
9 Total	4	3	1	32.8	37.5	23.8	11	4	7	25.3	20.8	28.8	9
10 Under 20 weeks gestation	2	2	-	16.4	25.0	0	4	3	1	9.2	15.6	4.1	10
11 20-27 weeks gestation	-	-	-	0	0	0	2	1	1	4.6	5.2	4.1	11
12 28 weeks and more	2	1	1	16.4	12.5	23.8	5	-	5	11.5	0	20.6	12
13 Unknown length of gestation	-	-	-	0	0	0	-	-	-	0	0	0	13
DEATHS													
14 Total, all ages	66	46	20	100.0	100.0	1428.6	135	73	62	803.6	776.6	837.8	14
15 Under 1 year	1	-	1	8.2	0	23.8	15	1	14	34.5	5.2	57.6	15
16 Under 28 days	-	-	-	0	0	0	6	-	6	13.8	0	24.7	16
17 Deaths from immaturity	-	-	-	0	0	0	3	-	3	6.9	0	12.3	17
18 1-4 years **	-	-	-	0	0	0	3	1	2	-	0	0	18
19 Maternal deaths	-	-	-	0	0	0	-	-	-	0	0	0	19
CAUSE OF DEATH													
20 Tuberculosis, all forms (001-019)	-	-	-	0	0	0	-	-	-	0	0	0	20
21 Syphilis and its sequelae (020-029)	-	-	-	0	0	0	-	-	-	0	0	0	21
22 Typhoid fever (040)	-	-	-	0	0	0	-	-	-	0	0	0	22
23 Dysentery, all forms (045-048)	-	-	-	0	0	0	-	-	-	0	0	0	23
24 Scarlet fever (050)	-	-	-	0	0	0	-	-	-	0	0	0	24
25 Streptococcal sore throat (051)	-	-	-	0	0	0	-	-	-	0	0	0	25
26 Diphtheria (055)	-	-	-	0	0	0	-	-	-	0	0	0	26
27 Whooping cough (056)	-	-	-	0	0	0	-	-	-	0	0	0	27
28 Meningococcal infections (057)	-	-	-	0	0	0	-	-	-	0	0	0	28
29 Acute poliomyelitis (080)	-	-	-	0	0	0	-	-	-	0	0	0	29
30 Acute infectious encephalitis (082)	-	-	-	0	0	0	-	-	-	0	0	0	30
31 Smallpox (084)	-	-	-	0	0	0	-	-	-	0	0	0	31
32 Measles (085)	-	-	-	0	0	0	-	-	-	0	0	0	32
33 Typhus and other rickettsial diseases (100-103, 105-108)	-	-	-	0	0	0	-	-	-	0	0	0	33
34 Rocky Mountain spotted fever (104)	-	-	-	0	0	0	-	-	-	0	0	0	34
35 Malaria (110-117)	-	-	-	0	0	0	-	-	-	0	0	0	35
36 All other diseases classified as infective and parasitic (030-039, 041-044, 049, 052-054, 059-074, 081, 083, 086-096, 120-138)	-	-	-	0	0	0	2	-	2	11.9	0	27.0	36
37 Malignant neoplasms, including neoplasms of lymphatic and haematopoietic tissues (140-205)	10	9	1	166.7	195.7	71.4	18	11	7	107.1	117.0	94.6	37
38 Benign and unspecified neoplasms (210-239)	-	-	-	0	0	0	-	-	-	0	0	0	38
39 Diabetes mellitus (260)	2	1	1	33.3	21.7	71.4	2	1	1	11.9	10.6	13.5	39
40 Pellagra (281)	1	1	-	16.7	21.7	0	-	-	-	0	0	0	40
41 Anemias (290-293)	-	-	-	0	0	0	-	-	-	0	0	0	41
42 Vascular lesions affecting central nervous system (330-334)	12	4	8	200.0	87.0	571.4	27	15	12	160.7	159.6	162.2	42
43 Nonmeningococcal meningitis (340)	-	-	-	0	0	0	-	-	-	0	0	0	43
44 Rheumatic fever (400-402)	-	-	-	0	0	0	-	-	-	0	0	0	44
45 Heart diseases (410-443)	20	16	4	333.3	347.8	285.7	43	28	15	256.0	297.9	202.7	45
46 Hypertension without mention of heart (444-447)	1	1	-	16.7	21.7	0	-	-	-	0	0	0	46
47 Influenza and pneumonia (480-483, 490-493)	2	1	1	33.3	21.7	71.4	6	5	1	35.7	53.2	13.5	47
48 Bronchitis (500-502)	-	-	-	0	0	0	-	-	-	0	0	0	48
49 Ulcer of stomach and duodenum (540-541)	1	-	1	16.7	0	71.4	1	-	1	6.0	0	13.5	49
50 Appendicitis (550-553)	-	-	-	0	0	0	-	-	-	0	0	0	50
51 Intestinal obstruction and hernia (560, 561, 570)	-	-	-	0	0	0	-	-	-	0	0	0	51
52 Gastritis, duodenitis, enteritis and colitis (except diarrhea of the newborn) (543, 571, 572)	-	-	-	0	0	0	-	-	-	0	0	0	52
53 Cirrhosis of liver (581)	-	-	-	0	0	0	1	-	1	6.0	0	13.5	53
54 Nephritis and nephrosis (590-594)	1	1	1	16.7	0	71.4	1	1	-	6.0	10.6	0	54
55 Hyperplasia of prostate (610)	-	-	-	0	0	0	-	-	-	0	0	0	55
56 Complications of pregnancy, childbirth and the puerperium (640-652, 670-689)	-	-	-	0	0	0	-	-	-	0	0	0	56
57 Congenital malformations (750-759)	-	-	-	0	0	0	-	-	-	0	0	0	57
58 Birth injuries, postnatal asphyxia and atelectasis (760-762)	-	-	-	0	0	0	2	-	2	11.9	0	27.0	58
59 Infection of the newborn (763-768)	-	-	-	0	0	0	-	-	-	0	0	0	59
60 Other diseases peculiar to early infancy, and immaturity unqualified (769-776)	-	-	-	0	0	0	5	-	5	29.8	0	67.6	60
61 Senility, without mention of psychosis (794)	-	-	-	0	0	0	-	-	-	0	0	0	61
62 Ill-defined and unknown causes (780-793, 795)	-	-	-	0	0	0	-	-	-	0	0	0	62
63 Motor vehicle accidents (E810-E835)	3	1	2	50.0	21.7	142.9	4	2	2	23.8	21.3	27.0	63
64 All other accidents (E800-E802, E840-E962)	5	4	1	83.3	87.0	71.4	4	-	4	23.8	0	54.1	64
65 Suicide (E963, E970, E979)	-	-	-	0	0	0	1	-	1	6.0	0	13.5	65
66 Homicide (E964, E980-E985)	1	1	-	16.7	21.7	0	2	-	2	11.9	0	27.0	66
67 All other diseases (residual)	7	7	-	116.7	152.2	0	16	10	6	95.2	106.4	81.1	67

TABLE XIII VITAL STATISTICS, BY COUNTY, BY RACE, GEORGIA, 1958

ITEM	Houston						Irwin						
	Number			Rate or Ratio *			Number			Rate or Ratio *			
	Total	White	Non-White	Total	White	Non-White	Total	White	Non-White	Total	White	Non-White	
1 Estimated population	28,600	20,600	8,000				11,600	7,300	4,300				1
LIVE BIRTHS													
2 Total	1,108	770	338	38.7	37.4	42.3	246	111	135	21.2	15.2	31.4	2
3 Delivered in hospital	1,044	770	274	94.2%	100.0%	81.1%	163	111	52	66.3%	100.0%	38.5%	3
4 Delivered in home by physician	5	-	5	0.5%	0%	1.5%	1	-	1	0.4%	0%	0.7%	4
5 Delivered in home by midwife	59	-	59	5.3%	0%	17.5%	82	-	82	33.3%	0%	60.7%	5
6 Other deliveries	-	-	-	0%	0%	0%	-	-	-	0%	0%	0%	6
7 Immature births	92	47	45	83.0	61.0	133.1	14	4	10	56.9	36.0	74.1	7
8 Live births to un-wed mothers	96	9	87	86.6	11.7	257.4	30	2	28	122.0	18.0	207.4	8
FETAL DEATHS													
9 Total	28	19	9	25.3	24.7	26.6	9	4	5	36.6	36.0	37.0	9
10 Under 20 weeks gestation	6	6	-	5.4	7.8	0	2	2	-	8.1	18.0	0	10
11 20-27 weeks gestation	4	4	-	3.6	5.2	0	2	-	2	8.1	0	14.8	11
12 28 weeks and more	17	9	8	15.3	11.7	23.7	5	2	3	20.3	18.0	22.2	12
13 Unknown length of gestation	1	-	1	0.9	0	3.0	-	-	-	0	0	0	13
DEATHS													
14 Total, all ages	175	106	69	611.9	514.6	862.5	75	45	30	646.6	616.4	697.7	14
15 Under 1 year	28	15	13	25.3	19.5	38.5	6	2	4	24.4	18.0	29.6	15
16 Under 28 days	19	10	9	17.1	13.0	26.6	3	2	1	12.2	18.0	7.4	16
17 Deaths from immaturity	6	3	3	5.4	3.9	8.9	2	1	1	8.1	9.0	7.4	17
18 1-4 years **	5	3	2	-	-	-	-	-	-	-	-	-	18
19 Maternal deaths	-	-	-	0	0	0	1	-	1	40.7	0	74.1	19
CAUSE OF DEATH													
20 Tuberculosis, all forms (001-019)	-	-	-	0	0	0	1	1	-	8.6	13.7	0	20
21 Syphilis and its sequelae (020-029)	-	-	-	0	0	0	-	-	-	0	0	0	21
22 Typhoid fever (040)	-	-	-	0	0	0	-	-	-	0	0	0	22
23 Dysentery, all forms (045-048)	-	-	-	0	0	0	-	-	-	0	0	0	23
24 Scarlet fever (050)	-	-	-	0	0	0	-	-	-	0	0	0	24
25 Streptococcal sore throat (051)	-	-	-	0	0	0	-	-	-	0	0	0	25
26 Diphtheria (055)	-	-	-	0	0	0	-	-	-	0	0	0	26
27 Whooping cough (056)	-	-	-	0	0	0	-	-	-	0	0	0	27
28 Meningococcal infections (057)	-	-	-	0	0	0	-	-	-	0	0	0	28
29 Acute poliomyelitis (080)	-	-	-	0	0	0	-	-	-	0	0	0	29
30 Acute infectious encephalitis (082)	-	-	-	0	0	0	-	-	-	0	0	0	30
31 Smallpox (084)	-	-	-	0	0	0	-	-	-	0	0	0	31
32 Measles (085)	-	-	-	0	0	0	-	-	-	0	0	0	32
33 Typhus and other rickettsial diseases (100-103, 105-108)	-	-	-	0	0	0	-	-	-	0	0	0	33
34 Rocky Mountain spotted fever (104)	-	-	-	0	0	0	-	-	-	0	0	0	34
35 Malaria (110-117)	-	-	-	0	0	0	-	-	-	0	0	0	35
36 All other diseases classified as infective and parasitic (030-039, 041-044, 049, 052-054, 059-074, 081, 083, 086-096, 120-138)	-	-	-	0	0	0	1	1	-	8.6	13.7	0	36
37 Malignant neoplasms, including neoplasms of lymphatic and haemopoietic tissues (140-205)	16	14	2	55.9	68.0	25.0	7	5	2	60.3	68.5	46.5	37
38 Benign and unspecified neoplasms (210-239)	1	1	-	3.5	4.9	0	-	-	-	0	0	0	38
39 Diabetes mellitus (260)	2	1	1	7.0	4.9	12.5	-	-	-	0	0	0	39
40 Pellagra (281)	1	-	1	3.5	0	12.5	-	-	-	0	0	0	40
41 Anemias (290-293)	1	1	-	3.5	4.9	0	-	-	-	0	0	0	41
42 Vascular lesions affecting central nervous system (330-334)	27	12	15	94.4	58.3	187.5	15	8	7	129.3	109.6	162.8	42
43 Nonmeningococcal meningitis (340)	-	-	-	0	0	0	-	-	-	0	0	0	43
44 Rheumatic fever (400-402)	-	-	-	0	0	0	-	-	-	0	0	0	44
45 Heart diseases (410-443)	54	39	15	188.8	169.3	187.5	27	18	9	232.8	246.6	209.3	45
46 Hypertension without mention of heart (444-447)	6	2	4	21.0	9.7	50.0	-	-	-	0	0	0	46
47 Influenza and pneumonia (480-483, 490-493)	8	2	6	28.0	9.7	75.0	5	-	5	43.1	0	116.3	47
48 Bronchitis (500-502)	1	1	-	3.5	4.9	0	1	-	1	8.6	0	23.3	48
49 Ulcer of stomach and duodenum (540-541)	2	2	-	7.0	9.7	0	2	2	-	17.2	27.4	0	49
50 Appendicitis (550-553)	-	-	-	0	0	0	-	-	-	0	0	0	50
51 Intestinal obstruction and hernia (560, 561, 570)	-	-	-	0	0	0	2	1	1	17.2	13.7	23.3	51
52 Gastritis, duodenitis, enteritis and colitis (except diarrhea of the newborn) (543, 571, 572)	1	2	1	3.5	0	12.5	-	-	-	0	0	0	52
53 Cirrhosis of liver (581)	2	2	-	7.0	9.7	0	-	-	-	0	0	0	53
54 Nephritis and nephrosis (590-594)	2	-	2	7.0	0	25.0	1	1	-	8.6	13.7	0	54
55 Hyperplasia of prostate (610)	-	-	-	0	0	0	-	-	-	0	0	0	55
56 Complications of pregnancy, childbirth and the puerperium (640-652, 670-689)	7	3	4	24.5	14.6	50.0	1	-	1	8.6	13.7	23.3	56
57 Congenital malformations (750-759)	5	4	1	17.5	19.4	12.5	-	-	-	0	0	0	57
58 Birth injuries, postnatal asphyxia and atelectasis (760-762)	2	1	1	7.0	4.9	12.5	-	-	-	0	0	0	58
59 Infection of the newborn (763-768)	2	1	1	7.0	4.9	12.5	-	-	-	0	0	0	59
60 Other diseases peculiar to early infancy, and immaturity unqualified (769-776)	8	4	4	28.0	19.4	50.0	2	1	1	17.2	13.7	23.3	60
61 Senility, without mention of psychosis (794)	-	-	-	0	0	0	1	1	-	8.6	13.7	0	61
62 Ill-defined and unknown causes (780-793, 795)	-	-	-	0	0	0	-	-	-	0	0	0	62
63 Motor vehicle accidents (E810-E835)	7	5	2	24.5	24.3	25.0	-	-	-	0	0	0	63
64 All other accidents (E800-E802, E840-E962)	9	3	6	31.5	14.6	75.0	4	3	1	34.5	41.1	23.3	64
65 Suicide (E963, E970, E979)	3	2	1	10.5	9.7	12.5	-	-	-	0	0	0	65
66 Homicide (E964, E980-E985)	-	-	-	0	0	0	-	-	-	0	0	0	66
67 All other diseases (residual)	10	7	3	35.0	34.0	37.5	4	2	2	34.5	27.4	46.5	67

TABLE XIII VITAL STATISTICS, BY COUNTY, BY RACE, GEORGIA, 1958

ITEM	Jackson						Jasper						
	Number			Rate or Ratio *			Number			Rate or Ratio *			
	Total	White	Non-White	Total	White	Non-White	Total	White	Non-White	Total	White	Non-White	
1 Estimated population	18,700	16,000	2,700				6,800	2,900	3,900				1
LIVE BIRTHS													
2 Total	408	331	77	21.8	20.7	28.5	14.5	43	102	21.3	14.8	26.2	2
3 Delivered in hospital	386	327	59	94.6%	98.8%	76.6%	72	41	31	49.7%	95.3%	30.4%	3
4 Delivered in home by physician	3	-	3	0.7%	0%	3.9%	1	1	-	0.7%	2.3%	0%	4
5 Delivered in home by midwife	19	4	15	4.7%	1.2%	19.5%	72	1	71	49.7%	2.3%	69.6%	5
6 Other deliveries	-	-	-	0%	0%	0%	-	-	-	0%	0%	0%	6
7 Immature births	34	24	10	83.3	72.5	129.9	5	3	2	34.5	69.8	19.6	7
8 Live births to un-wed mothers	15	5	10	36.8	15.1	129.9	29	1	28	200.0	23.3	274.5	8
FETAL DEATHS													
9 Total	10	9	1	24.5	27.2	13.0	4	-	4	27.6	0	39.2	9
10 Under 20 weeks gestation	1	1	-	2.5	3.0	0	1	-	1	6.9	0	9.8	10
11 20-27 weeks gestation	1	1	-	2.5	3.0	0	1	-	1	6.9	0	9.8	11
12 28 weeks and more	8	7	1	19.6	21.1	13.0	2	-	2	13.8	0	19.6	12
13 Unknown length of gestation	-	-	-	0	0	0	-	-	-	0	0	0	13
DEATHS													
14 Total, all ages	155	128	27	828.9	800.0	1000.0	60	24	36	882.4	827.6	923.1	14
15 Under 1 year	16	7	9	39.2	21.1	116.9	11	3	8	75.9	69.8	78.4	15
16 Under 28 days	10	5	5	24.5	15.1	64.9	6	2	4	41.4	46.5	39.2	16
17 Deaths from immaturity	3	1	2	7.4	3.0	26.0	1	-	1	6.9	0	9.8	17
18 1-4 years **	1	-	1	0	0	0	3	-	3	0	0	0	18
19 Maternal deaths	-	-	-	0	0	0	-	-	-	0	0	0	19
CAUSE OF DEATH													
20 Tuberculosis, all forms (001-019)	1	1	-	5.3	6.3	0	-	-	-	0	0	0	20
21 Syphilis and its sequelae (020-029)	1	-	1	5.3	0	37.0	-	-	-	0	0	0	21
22 Typhoid fever (040)	-	-	-	0	0	0	-	-	-	0	0	0	22
23 Dysentery, all forms (045-048)	-	-	-	0	0	0	-	-	-	0	0	0	23
24 Scarlet fever (050)	-	-	-	0	0	0	-	-	-	0	0	0	24
25 Streptococcal sore throat (051)	-	-	-	0	0	0	-	-	-	0	0	0	25
26 Diphtheria (055)	-	-	-	0	0	0	-	-	-	0	0	0	26
27 Whooping cough (056)	-	-	-	0	0	0	-	-	-	0	0	0	27
28 Meningococcal infections (057)	-	-	-	0	0	0	-	-	-	0	0	0	28
29 Acute poliomyelitis (080)	-	-	-	0	0	0	-	-	-	0	0	0	29
30 Acute infectious encephalitis (082)	-	-	-	0	0	0	-	-	-	0	0	0	30
31 Smallpox (084)	-	-	-	0	0	0	-	-	-	0	0	0	31
32 Measles (085)	-	-	-	0	0	0	-	-	-	0	0	0	32
33 Typhus and other rickettsial diseases (100-103, 105-108)	-	-	-	0	0	0	-	-	-	0	0	0	33
34 Rocky Mountain spotted fever (104)	-	-	-	0	0	0	-	-	-	0	0	0	34
35 Malaria (110-117)	-	-	-	0	0	0	-	-	-	0	0	0	35
36 All other diseases classified as infective and parasitic (030-039, 041-044, 049, 052-054, 059-074, 081, 083, 086-096, 120-138)	-	-	-	0	0	0	-	-	-	0	0	0	36
37 Malignant neoplasms, including neoplasms of lymphatic and haematopoietic tissues (140-205)	18	16	2	96.3	100.0	74.1	3	2	1	44.1	69.0	25.6	37
38 Benign and unspecified neoplasms (210-239)	-	-	-	0	0	0	-	-	-	0	0	0	38
39 Diabetes mellitus (260)	2	1	1	10.7	6.3	37.0	-	-	-	0	0	0	39
40 Pellagra (281)	-	-	-	0	0	0	-	-	-	0	0	0	40
41 Anemias (290-293)	-	-	-	0	0	0	-	-	-	0	0	0	41
42 Vascular lesions affecting central nervous system (330-334)	30	26	4	160.4	162.5	148.1	14	3	11	205.9	103.4	282.1	42
43 Nonmeningococcal meningitis (340)	-	-	-	0	0	0	-	-	-	0	0	0	43
44 Rheumatic fever (400-402)	-	-	-	0	0	0	-	-	-	0	0	0	44
45 Heart diseases (410-443)	45	39	6	240.6	243.8	222.2	18	10	8	264.7	344.8	205.1	45
46 Hypertension without mention of heart (444-447)	-	-	-	0	0	0	-	-	-	0	0	0	46
47 Influenza and pneumonia (480-483, 490-493)	5	2	3	26.7	12.5	111.1	2	1	1	29.4	34.5	25.6	47
48 Bronchitis (500-502)	-	-	-	0	0	0	1	1	-	14.7	34.5	0	48
49 Ulcer of stomach and duodenum (540-541)	1	1	-	5.3	6.3	0	1	-	1	14.7	0	25.6	49
50 Appendicitis (550-553)	-	-	-	0	0	0	-	-	-	0	0	0	50
51 Intestinal obstruction and hernia (560, 561, 570)	-	-	-	0	0	0	1	-	1	14.7	0	25.6	51
52 Gastritis, duodenitis, enteritis and colitis (except diarrhea of the newborn) (543, 571, 572)	-	-	-	0	0	0	1	-	1	14.7	0	25.6	52
53 Cirrhosis of liver (581)	2	2	-	10.7	12.5	0	-	-	-	0	0	0	53
54 Nephritis and nephrosis (590-594)	2	2	-	10.7	12.5	0	1	-	1	14.7	0	25.6	54
55 Hyperplasia of prostate (610)	-	-	-	0	0	0	-	-	-	0	0	0	55
56 Complications of pregnancy, childbirth and the puerperium (640-652, 670-689)	-	-	-	0	0	0	-	-	-	0	0	0	56
57 Congenital malformations (750-759)	3	2	1	16.0	12.5	37.0	-	-	1	14.7	0	25.6	57
58 Birth injuries, postnatal asphyxia and atelectasis (760-762)	1	1	-	5.3	6.3	0	2	2	-	29.4	69.0	0	58
59 Infection of the newborn (763-768)	3	2	1	16.0	12.5	37.0	-	-	-	0	0	0	59
60 Other diseases peculiar to early infancy, and immaturity unqualified (769-776)	6	2	4	32.1	12.5	148.1	1	-	1	14.7	0	25.6	60
61 Senility, without mention of psychosis (794)	-	-	-	0	0	0	-	-	-	0	0	0	61
62 Ill-defined and unknown causes (780-793, 795)	1	1	-	5.3	6.3	0	5	-	5	73.5	0	128.2	62
63 Motor vehicle accidents (E810-E835)	13	12	1	69.5	75.0	37.0	-	-	-	0	0	0	63
64 All other accidents (E800-E802, E840-E962)	4	3	1	21.4	18.8	37.0	4	1	3	58.8	34.5	76.9	64
65 Suicide (E963, E970, E979)	3	3	-	16.0	18.8	0	-	-	-	0	0	0	65
66 Homicide (E964, E980-E985)	1	-	1	5.3	0	37.0	1	1	-	14.7	34.5	0	66
67 All other diseases (residual)	13	12	1	69.5	75.0	37.0	4	3	1	58.8	103.4	25.6	67

TABLE XIII VITAL STATISTICS, BY COUNTY, BY RACE, GEORGIA, 1958

ITEM	Jeff Davis						Jefferson						
	Number			Rate or Ratio *			Number			Rate or Ratio *			
	Total	White	Non-White	Total	White	Non-White	Total	White	Non-White	Total	White	Non-White	
1 Estimated population	9,800	7,600	2,200				18,500	7,700	10,800				1
LIVE BIRTHS													
2 Total	220	154	66	22.4	20.3	30.0	435	148	287	23.5	19.2	26.6	2
3 Delivered in hospital	123	121	2	55.9%	78.6%	3.0%	187	143	44	43.0%	96.6%	15.3%	3
4 Delivered in home by physician	37	26	11	16.8%	16.9%	16.7%	20	3	17	4.6%	2.0%	5.9%	4
5 Delivered in home by midwife	60	7	53	27.3%	4.5%	80.3%	225	2	223	51.7%	1.4%	77.7%	5
6 Other deliveries	-	-	-	0%	0%	0%	3	-	3	0.7%	0%	1.0%	6
7 Immature births	15	10	5	6.8	64.9	75.8	38	5	33	87.4	33.8	115.0	7
8 Live births to un-wed mothers	14	3	11	63.6	19.5	166.7	101	5	96	232.2	33.8	334.5	8
FETAL DEATHS													
9 Total	8	6	2	36.4	39.0	30.3	18	3	15	41.4	20.3	52.3	9
10 Under 20 weeks gestation	-	-	-	0	0	0	1	1	-	2.3	6.8	0	10
11 20-27 weeks gestation	4	3	1	18.2	19.5	15.2	-	-	-	0	0	0	11
12 28 weeks and more	3	3	-	13.6	19.5	0	16	2	14	36.8	13.5	48.8	12
13 Unknown length of gestation	1	-	1	4.5	0	15.2	1	-	1	2.3	0	3.5	13
DEATHS													
14 Total, all ages	68	53	15	693.9	697.4	681.8	187	73	114	1010.8	948.1	1055.6	14
15 Under 1 year	9	3	6	40.9	19.5	90.9	22	4	18	50.6	27.0	62.7	15
16 Under 28 days	4	2	2	18.2	13.0	30.3	12	2	10	27.6	13.5	34.8	16
17 Deaths from immaturity	3	1	2	13.6	6.5	30.3	3	-	3	6.9	0	10.5	17
18 1-4 years **	1	1	-	-	-	-	5	-	5	-	0	-	18
19 Maternal deaths	-	-	-	0	0	0	-	-	-	0	0	0	19
CAUSE OF DEATH													
20 Tuberculosis, all forms (001-019)	-	-	-	0	0	0	3	1	2	16.2	13.0	18.5	20
21 Syphilis and its sequelae (020-029)	-	-	-	0	0	0	1	1	-	5.4	13.0	0	21
22 Typhoid fever (040)	-	-	-	0	0	0	-	-	-	0	0	0	22
23 Dysentery, all forms (045-048)	-	-	-	0	0	0	-	-	-	0	0	0	23
24 Scarlet fever (050)	-	-	-	0	0	0	-	-	-	0	0	0	24
25 Streptococcal sore throat (051)	-	-	-	0	0	0	-	-	-	0	0	0	25
26 Diphtheria (055)	-	-	-	0	0	0	-	-	-	0	0	0	26
27 Whooping cough (056)	-	-	-	0	0	0	-	-	-	0	0	0	27
28 Meningococcal infections (057)	-	-	-	0	0	0	-	-	-	0	0	0	28
29 Acute poliomyelitis (080)	-	-	-	0	0	0	-	-	-	0	0	0	29
30 Acute infectious encephalitis (082)	-	-	-	0	0	0	-	-	-	0	0	0	30
31 Smallpox (084)	-	-	-	0	0	0	-	-	-	0	0	0	31
32 Measles (085)	-	-	-	0	0	0	-	-	-	0	0	0	32
33 Typhus and other rickettsial diseases (100-103, 105-108)	-	-	-	0	0	0	-	-	-	0	0	0	33
34 Rocky Mountain spotted fever (104)	-	-	-	0	0	0	-	-	-	0	0	0	34
35 Malaria (110-117)	-	-	-	0	0	0	-	-	-	0	0	0	35
36 All other diseases classified as infective and parasitic (030-039, 041-044, 049, 052-054, 059-074, 081, 083, 086-096, 120-138)	-	-	-	0	0	0	1	-	1	5.4	0	9.3	36
37 Malignant neoplasms, including neoplasms of lymphatic and hematopoietic tissues (140-205)	4	4	-	40.8	52.6	0	19	13	6	102.7	168.8	55.6	37
38 Benign and unspecified neoplasms (210-239)	-	-	-	0	0	0	1	-	1	5.4	0	9.3	38
39 Diabetes mellitus (260)	-	-	-	0	0	0	3	1	2	16.2	13.0	18.5	39
40 Pellagra (281)	-	-	-	0	0	0	-	-	-	0	0	0	40
41 Anemias (290-293)	-	-	-	0	0	0	-	-	-	0	0	0	41
42 Vascular lesions affecting central nervous system (330-334)	16	15	1	163.3	197.4	45.5	41	18	23	221.6	233.8	213.0	42
43 Nonmeningococcal meningitis (340)	-	-	-	0	0	0	2	2	-	10.8	26.0	0	43
44 Rheumatic fever (400-402)	-	-	-	0	0	0	-	-	-	0	0	0	44
45 Heart diseases (410-443)	18	16	2	183.7	210.5	90.9	53	22	31	286.5	285.7	287.0	45
46 Hypertension without mention of heart (444-447)	-	-	-	0	0	0	2	1	1	10.8	13.0	9.3	46
47 Influenza and pneumonia (480-483, 490-493)	6	3	3	61.2	39.5	136.4	8	6	8	43.2	0	74.1	47
48 Bronchitis (500-502)	-	-	-	0	0	0	2	1	1	10.8	13.0	9.3	48
49 Ulcer of stomach and duodenum (540-541)	-	-	-	0	0	0	1	-	1	5.4	0	9.3	49
50 Appendicitis (550-553)	-	-	-	0	0	0	-	-	-	0	0	0	50
51 Intestinal obstruction and hernia (560, 561, 570)	-	-	-	0	0	0	-	-	-	0	0	0	51
52 Gastritis, duodenitis, enteritis and colitis (except diarrhea of the newborn) (543, 571, 572)	-	-	-	0	0	0	-	-	-	0	0	0	52
53 Cirrhosis of liver (581)	1	-	1	10.2	0	45.5	1	1	-	5.4	13.0	0	53
54 Nephritis and nephrosis (590-594)	-	-	-	0	0	0	2	2	-	10.8	26.0	0	54
55 Hyperplasia of prostate (610)	1	-	1	10.2	0	45.5	-	-	-	0	0	0	55
56 Complications of pregnancy, childbirth and the puerperium (640-652, 670-689)	-	-	-	0	0	0	-	-	-	0	0	0	56
57 Congenital malformations (750-759)	1	1	-	10.2	13.2	0	1	-	1	5.4	0	9.3	57
58 Birth injuries, postnatal asphyxia and atelectasis (760-762)	-	-	-	0	0	0	2	-	2	10.8	0	18.5	58
59 Infection of the newborn (763-768)	1	-	1	10.2	0	45.5	1	-	1	5.4	0	9.3	59
60 Other diseases peculiar to early infancy, and immaturity unqualified (769-776)	3	1	2	30.6	13.2	90.9	6	1	5	32.4	13.0	46.3	60
61 Senility, without mention of psychosis (794)	1	-	1	10.2	0	45.5	2	-	2	10.8	0	18.5	61
62 Ill-defined and unknown causes (780-793, 795)	-	-	-	0	0	0	5	2	3	27.0	26.0	27.8	62
63 Motor vehicle accidents (E810-E835)	5	4	1	51.0	52.6	45.5	7	1	6	37.8	13.0	55.6	63
64 All other accidents (E800-E802, E840-E962)	2	1	1	20.4	13.2	45.5	10	2	8	54.1	26.0	74.1	64
65 Suicide (E963, E970, E979)	-	-	-	0	0	0	1	1	-	5.4	13.0	0	65
66 Homicide (E964, E980-E985)	1	1	-	10.2	13.2	0	1	-	1	5.4	0	9.3	66
67 All other diseases (residual)	8	7	1	81.6	92.1	45.5	11	3	8	59.5	39.0	74.1	67

TABLE XIII VITAL STATISTICS, BY COUNTY, BY RACE, GEORGIA, 1958

ITEM	Jenkins						Johnson						
	Number			Rate or Ratio *			Number			Rate or Ratio *			
	Total	White	Non-White	Total	White	Non-White	Total	White	Non-White	Total	White	Non-White	
1 Estimated population	9,500	4,500	5,000				8,200	5,700	2,500				1
LIVE BIRTHS													
2 Total	237	92	145	24.9	20.4	29.0	207	109	98	25.2	19.1	39.2	2
3 Delivered in hospital	100	78	22	42.2%	84.8%	15.2%	111	101	10	53.6%	92.7%	10.2%	3
4 Delivered in home by physician	41	12	29	17.3%	13.0%	20.0%	9	7	2	4.3%	6.4%	2.0%	4
5 Delivered in home by midwife	96	2	94	40.5%	2.7%	64.8%	87	1	86	42.0%	0.9%	87.8%	5
6 Other deliveries	-	-	-	0%	0%	0%	-	-	-	0%	0%	0%	6
7 Immature births	14	5	9	59.1	54.3	62.1	16	4	12	77.3	36.7	122.4	7
8 Live births to un-wed mothers	35	2	33	147.7	21.7	227.6	33	2	31	159.4	18.3	316.3	8
FETAL DEATHS													
9 Total	7	2	5	29.5	21.7	34.5	4	1	3	19.3	9.2	30.6	9
10 Under 20 weeks gestation	3	1	2	12.7	10.9	13.8	-	-	-	0	0	0	10
11 20-27 weeks gestation	1	-	1	4.2	0	6.9	-	-	-	0	0	0	11
12 28 weeks and more	2	-	2	8.4	0	13.8	4	1	3	19.3	9.2	30.6	12
13 Unknown length of gestation	1	1	-	4.2	10.9	0	-	-	-	0	0	0	13
DEATHS													
14 Total, all ages	100	44	56	1052.6	977.8	1120.0	98	69	29	1195.1	1210.5	1160.0	14
15 Under 1 year	6	1	5	25.3	10.9	34.5	7	-	7	33.8	0	71.4	15
16 Under 28 days	3	-	3	12.7	0	20.7	3	-	3	14.5	0	30.6	16
17 Deaths from immaturity	1	-	1	4.2	0	6.9	-	-	-	0	0	0	17
18 1-4 years **	1	1	-	0	0	0	2	2	-	0	0	0	18
19 Maternal deaths	-	-	-	0	0	0	-	-	-	0	0	0	19
CAUSE OF DEATH													
20 Tuberculosis, all forms (001-019)	1	-	1	10.5	0	20.0	2	2	-	24.4	35.1	0	20
21 Syphilis and its sequelae (020-029)	-	-	-	0	0	0	-	-	-	0	0	0	21
22 Typhoid fever (040)	-	-	-	0	0	0	-	-	-	0	0	0	22
23 Dysentery, all forms (045-048)	-	-	-	0	0	0	-	-	-	0	0	0	23
24 Scarlet fever (050)	-	-	-	0	0	0	-	-	-	0	0	0	24
25 Streptococcal sore throat (051)	-	-	-	0	0	0	-	-	-	0	0	0	25
26 Diphtheria (055)	-	-	-	0	0	0	-	-	-	0	0	0	26
27 Whooping cough (056)	-	-	-	0	0	0	-	-	-	0	0	0	27
28 Meningococcal infections (057)	-	-	-	0	0	0	-	-	-	0	0	0	28
29 Acute poliomyelitis (080)	-	-	-	0	0	0	-	-	-	0	0	0	29
30 Acute infectious encephalitis (082)	-	-	-	0	0	0	-	-	-	0	0	0	30
31 Smallpox (084)	-	-	-	0	0	0	-	-	-	0	0	0	31
32 Measles (085)	-	-	-	0	0	0	-	-	-	0	0	0	32
33 Typhus and other rickettsial diseases (100-103, 105-108)	-	-	-	0	0	0	-	-	-	0	0	0	33
34 Rocky Mountain spotted fever (104)	-	-	-	0	0	0	-	-	-	0	0	0	34
35 Malaria (110-117)	-	-	-	0	0	0	-	-	-	0	0	0	35
36 All other diseases classified as infective and parasitic (030-039, 041-044, 049, 052-054, 059-074, 081, 083, 086-096, 120-138)	-	-	-	0	0	0	-	-	-	0	0	0	36
37 Malignant neoplasms, including neoplasms of lymphatic and haematopoietic tissues (140-205)	10	5	5	105.3	111.1	100.0	11	8	3	134.1	140.4	120.0	37
38 Benign and unspecified neoplasms (210-239)	-	-	-	0	0	0	1	-	1	12.2	0	40.0	38
39 Diabetes mellitus (260)	1	1	-	10.5	22.2	0	2	2	-	24.4	35.1	0	39
40 Pellagra (281)	-	-	-	0	0	0	-	-	-	0	0	0	40
41 Anemias (290-293)	-	-	-	0	0	0	1	1	-	12.2	17.5	0	41
42 Vascular lesions affecting central nervous system (330-334)	28	10	18	294.7	222.2	360.0	19	14	5	231.7	245.6	200.0	42
43 Nonmeningococcal meningitis (340)	-	-	-	0	0	0	-	-	-	0	0	0	43
44 Rheumatic fever (400-402)	-	-	-	0	0	0	-	-	-	0	0	0	44
45 Heart diseases (410-443)	25	14	11	263.2	311.1	220.0	31	25	6	378.0	438.6	240.0	45
46 Hypertension without mention of heart (444-447)	1	-	1	10.5	0	20.0	2	2	-	24.4	35.1	0	46
47 Influenza and pneumonia (480-483, 490-493)	7	4	3	73.7	88.9	60.0	5	2	3	61.0	35.1	120.0	47
48 Bronchitis (500-502)	-	-	-	0	0	0	-	-	-	0	0	0	48
49 Ulcer of stomach and duodenum (540-541)	-	-	-	0	0	0	-	-	-	0	0	0	49
50 Appendicitis (550-553)	-	-	-	0	0	0	1	-	1	12.2	0	40.0	50
51 Intestinal obstruction and hernia (560, 561, 570)	1	-	1	10.5	0	20.0	-	-	-	0	0	0	51
52 Gastritis, duodenitis, enteritis and colitis (except diarrhea of the newborn) (543, 571, 572)	-	-	-	0	0	0	1	2	1	12.2	0	40.0	52
53 Cirrhosis of liver (581)	-	-	-	0	0	0	2	2	-	24.4	35.1	0	53
54 Nephritis and nephrosis (590-594)	3	1	2	31.6	22.2	40.0	3	1	2	36.6	17.5	80.0	54
55 Hyperplasia of prostate (610)	-	-	-	0	0	0	-	-	-	0	0	0	55
56 Complications of pregnancy, childbirth and the puerperium (640-652, 670-689)	-	-	-	0	0	0	-	-	-	0	0	0	56
57 Congenital malformations (750-759)	1	1	-	10.5	22.2	0	-	-	-	0	0	0	57
58 Birth injuries, postnatal asphyxia and atelectasis (760-762)	1	-	1	10.5	0	20.0	2	-	2	24.4	0	80.0	58
59 Infection of the newborn (763-768)	1	-	1	10.5	0	20.0	-	-	-	0	0	0	59
60 Other diseases peculiar to early infancy, and immaturity unqualified (769-776)	1	-	1	10.5	0	20.0	-	-	-	0	0	0	60
61 Senility, without mention of psychosis (794)	1	-	1	10.5	0	20.0	1	1	-	12.2	17.5	0	61
62 Ill-defined and unknown causes (780-793, 795)	1	-	1	10.5	0	20.0	1	-	1	12.2	0	40.0	62
63 Motor vehicle accidents (E810-E835)	1	-	1	10.5	0	20.0	4	2	2	48.8	35.1	80.0	63
64 All other accidents (E800-E802, E840-E962)	5	3	2	52.6	66.7	40.0	3	2	1	36.6	35.1	40.0	64
65 Suicide (E963, E970, E979)	-	-	-	0	0	0	1	1	-	12.2	17.5	0	65
66 Homicide (E964, E980-E985)	2	-	2	21.1	0	40.0	-	-	-	0	0	0	66
67 All other diseases (residual)	9	5	4	94.7	111.1	80.0	5	4	1	61.0	70.2	40.0	67

TABLE XIII VITAL STATISTICS, BY COUNTY, BY RACE, GEORGIA, 1958

ITEM	Jones						Lamar						
	Number			Rate or Ratio *			Number			Rate or Ratio *			
	Total	White	Non-White	Total	White	Non-White	Total	White	Non-White	Total	White	Non-White	
1 Estimated population	7,300	3,500	3,800				10,600	6,400	4,200				1
LIVE BIRTHS													
2 Total	185	62	123	25.3	17.7	32.4	223	95	128	21.0	14.8	30.5	2
3 Delivered in hospital	109	61	48	58.9%	98.4%	39.0%	212	94	118	95.1%	98.9%	92.2%	3
4 Delivered in home by physician	4	1	3	2.2%	1.6%	2.4%	2	1	2	0.9%	0%	1.6%	4
5 Delivered in home by midwife	72	1	72	38.9%	0%	58.5%	9	1	8	4.0%	1.1%	6.3%	5
6 Other deliveries	-	-	-	0%	0%	0%	-	-	-	0%	0%	0%	6
7 Immature births	27	5	22	14.5	80.6	178.9	23	6	17	103.1	63.2	132.8	7
8 Live births to un-wed mothers	31	2	29	167.6	32.3	235.8	32	2	30	143.5	21.1	234.4	8
FETAL DEATHS													
9 Total	7	3	4	37.8	48.4	32.5	5	1	4	22.4	10.5	31.2	9
10 Under 20 weeks gestation	5	3	2	27.0	48.4	16.3	2	1	1	9.0	10.5	7.8	10
11 20-27 weeks gestation	-	-	-	0	0	0	1	-	1	4.5	0	7.8	11
12 28 weeks and more	2	-	2	10.8	0	16.3	2	-	2	9.0	0	15.6	12
13 Unknown length of gestation	-	-	-	0	0	0	-	-	-	0	0	0	13
DEATHS													
14 Total, all ages	71	40	31	972.6	142.9	815.8	88	53	35	830.2	828.1	833.3	14
15 Under 1 year	12	3	9	64.9	48.4	73.2	5	1	4	22.4	10.5	31.3	15
16 Under 28 days	7	2	5	37.8	32.3	40.7	3	1	2	13.5	10.5	15.6	16
17 Deaths from immaturity	-	-	-	0	0	0	3	1	2	13.5	10.5	15.6	17
18 1-4 years **	1	-	1	-	-	-	-	-	-	-	-	-	18
19 Maternal deaths	-	-	-	0	0	0	-	-	-	0	0	0	19
CAUSE OF DEATH													
20 Tuberculosis, all forms (001-019)	-	-	-	0	0	0	-	-	-	0	0	0	20
21 Syphilis and its sequelae (020-029)	1	1	-	13.7	28.6	0	-	-	-	0	0	0	21
22 Typhoid fever (040)	-	-	-	0	0	0	-	-	-	0	0	0	22
23 Dysentery, all forms (045-048)	-	-	-	0	0	0	-	-	-	0	0	0	23
24 Scarlet fever (050)	-	-	-	0	0	0	-	-	-	0	0	0	24
25 Streptococcal sore throat (051)	-	-	-	0	0	0	-	-	-	0	0	0	25
26 Diphtheria (055)	-	-	-	0	0	0	-	-	-	0	0	0	26
27 Whooping cough (056)	-	-	-	0	0	0	-	-	-	0	0	0	27
28 Meningococcal infections (057)	-	-	-	0	0	0	-	-	-	0	0	0	28
29 Acute poliomyelitis (080)	-	-	-	0	0	0	-	-	-	0	0	0	29
30 Acute infectious encephalitis (082)	-	-	-	0	0	0	1	1	-	9.4	15.6	0	30
31 Smallpox (084)	-	-	-	0	0	0	-	-	-	0	0	0	31
32 Measles (085)	-	-	-	0	0	0	-	-	-	0	0	0	32
33 Typhus and other rickettsial diseases (100-103, 105-108)	-	-	-	0	0	0	-	-	-	0	0	0	33
34 Rocky Mountain spotted fever (104)	-	-	-	0	0	0	-	-	-	0	0	0	34
35 Malaria (110-117)	-	-	-	0	0	0	-	-	-	0	0	0	35
36 All other diseases classified as infective and parasitic (030-039, 041-044, 049, 052-054, 059-074, 081, 083, 086-096, 120-138)	-	-	-	0	0	0	-	-	-	0	0	0	36
37 Malignant neoplasms, including neoplasms of lymphatic and haematopoietic tissues (140-205)	7	6	1	95.9	171.4	26.3	15	11	4	141.5	171.9	95.2	37
38 Benign and unspecified neoplasms (210-239)	1	1	-	13.7	28.6	0	1	-	1	9.4	0	23.8	38
39 Diabetes mellitus (260)	-	-	-	0	0	0	1	1	-	9.4	15.6	0	39
40 Pellagra (281)	-	-	-	0	0	0	-	-	-	0	0	0	40
41 Anemias (290-293)	-	-	-	0	0	0	1	-	1	9.4	0	23.8	41
42 Vascular lesions affecting central nervous system (330-334)	7	3	4	95.9	85.7	105.3	20	14	6	188.7	218.8	142.9	42
43 Nonmeningococcal meningitis (340)	-	-	-	0	0	0	1	-	1	9.4	0	23.8	43
44 Rheumatic fever (400-402)	-	-	-	0	0	0	-	-	-	0	0	0	44
45 Heart diseases (410-443)	24	12	12	328.8	342.9	315.8	21	11	10	198.1	171.9	238.1	45
46 Hypertension without mention of heart (444-447)	1	-	-	13.7	0	26.3	-	-	-	0	0	0	46
47 Influenza and pneumonia (480-483, 490-493)	5	3	2	68.5	85.7	52.6	4	2	2	37.7	31.3	47.6	47
48 Bronchitis (500-502)	-	-	-	0	0	0	1	1	-	9.4	15.6	0	48
49 Ulcer of stomach and duodenum (540-541)	-	-	-	0	0	0	2	1	1	18.9	15.6	23.8	49
50 Appendicitis (550-553)	-	-	-	0	0	0	-	-	-	0	0	0	50
51 Intestinal obstruction and hernia (560, 561, 570)	-	-	-	0	0	0	-	-	-	0	0	0	51
52 Gastritis, duodenitis, enteritis and colitis (except diarrhea of the newborn) (543, 571, 572)	4	2	2	54.8	57.1	52.6	1	1	-	9.4	15.6	0	52
53 Cirrhosis of liver (581)	-	-	-	0	0	0	-	-	-	0	0	0	53
54 Nephritis and nephrosis (590-594)	1	1	-	13.7	28.6	0	-	-	-	0	0	0	54
55 Hyperplasia of prostate (610)	-	-	-	0	0	0	-	-	-	0	0	0	55
56 Complications of pregnancy, childbirth and the puerperium (640-652, 670-689)	-	-	-	0	0	0	-	-	-	0	0	0	56
57 Congenital malformations (750-759)	2	1	1	27.4	28.6	26.3	-	-	-	0	0	0	57
58 Birth injuries, postnatal asphyxia and alelectosis (760-762)	4	1	3	54.8	28.6	78.9	-	-	-	0	0	0	58
59 Infection of the newborn (763-768)	1	-	1	13.7	0	26.3	-	-	-	0	0	0	59
60 Other diseases peculiar to early infancy, and immaturity unqualified (769-776)	1	-	1	13.7	0	26.3	3	1	2	28.3	15.6	47.6	60
61 Senility, without mention of psychosis (794)	-	-	-	0	0	0	-	-	-	0	0	0	61
62 Ill-defined and unknown causes (780-793, 795)	-	-	-	0	0	0	-	-	-	0	0	0	62
63 Motor vehicle accidents (E810-E835)	5	5	-	68.5	142.9	0	2	2	-	18.9	31.3	0	63
64 All other accidents (E800-E802, E840-E962)	2	-	2	27.4	0	52.6	5	4	1	47.2	62.5	23.8	64
65 Suicide (E963, E970, E979)	-	-	-	0	0	0	1	-	1	9.4	0	23.8	65
66 Homicide (E964, E980-E985)	-	-	-	0	0	0	-	-	-	0	0	0	66
67 All other diseases (residual)	5	4	1	68.5	114.3	26.3	6	3	5	75.5	46.9	119.0	67

TABLE XIII VITAL STATISTICS, BY COUNTY, BY RACE, GEORGIA, 1958

ITEM	Janier						Laurens						
	Number			Rate or Ratio *			Number			Rate or Ratio *			
	Total	White	Non-White	Total	White	Non-White	Total	White	Non-White	Total	White	Non-White	
1 Estimated population	5,100	3,400	1,700				33,600	20,000	13,600				1
LIVE BIRTHS													
2 Total	158	99	59	31.0	29.1	34.7	859	442	417	25.6	22.1	30.7	2
3 Delivered in hospital	142	98	44	89.9%	99.0%	74.6%	613	436	177	71.4%	98.6%	42.4%	3
4 Delivered in home by physician	1	-	1	0.6%	0%	1.7%	40	3	37	4.7%	0.7%	8.9%	4
5 Delivered in home by midwife	15	1	14	9.5%	1.0%	23.7%	206	3	203	24.0%	0.7%	48.7%	5
6 Other deliveries	-	-	-	0%	0%	0%	-	-	-	0%	0%	0%	6
7 Immature births	12	5	7	75.9	50.5	118.6	56	26	30	65.2	58.8	71.9	7
8 Live births to un-wed mothers	10	2	8	63.3	20.2	135.6	105	6	99	122.2	13.6	237.4	8
FETAL DEATHS													
9 Total	2	-	2	12.7	0	33.9	24	5	19	27.9	11.3	45.6	9
10 Under 20 weeks gestation	-	-	-	0	0	0	1	-	1	1.2	0	2.4	10
11 20-27 weeks gestation	-	-	-	0	0	0	5	1	4	5.8	2.3	9.6	11
12 28 weeks and more	2	-	2	12.7	0	33.9	18	4	14	21.0	9.0	33.6	12
13 Unknown length of gestation	-	-	-	0	0	0	-	-	-	0	0	0	13
DEATHS													
14 Total, all ages	50	28	22	980.4	823.5	1294.1	293	156	137	872.0	780.0	1007.4	14
15 Under 1 year	4	1	3	25.3	10.1	50.8	27	6	21	31.4	13.6	50.4	15
16 Under 28 days	2	-	2	12.7	0	33.9	15	5	10	17.5	11.3	24.0	16
17 Deaths from immaturity	1	1	-	6.3	10.1	0	7	2	5	8.1	4.5	12.0	17
18 1-4 years **	1	-	1	-	-	-	5	1	4	-	-	-	18
19 Maternal deaths	-	-	-	0	0	0	1	-	1	11.6	0	24.0	19
CAUSE OF DEATH													
20 Tuberculosis, all forms (001-019)	1	-	1	19.6	0	58.8	4	1	3	11.9	5.0	22.1	20
21 Syphilis and its sequelae (020-029)	-	-	-	0	0	0	-	-	-	0	0	0	21
22 Typhoid fever (040)	-	-	-	0	0	0	-	-	-	0	0	0	22
23 Dysentery, all forms (045-048)	1	-	1	19.6	0	58.8	1	-	1	3.0	0	7.4	23
24 Scarlet fever (050)	-	-	-	0	0	0	-	-	-	0	0	0	24
25 Streptococcal sore throat (051)	-	-	-	0	0	0	-	-	-	0	0	0	25
26 Diphtheria (055)	-	-	-	0	0	0	-	-	-	0	0	0	26
27 Whooping cough (056)	-	-	-	0	0	0	-	-	-	0	0	0	27
28 Meningococcal infections (057)	-	-	-	0	0	0	-	-	-	0	0	0	28
29 Acute poliomyelitis (080)	-	-	-	0	0	0	-	-	-	0	0	0	29
30 Acute infectious encephalitis (082)	-	-	-	0	0	0	1	-	1	3.0	0	7.4	30
31 Smallpox (084)	-	-	-	0	0	0	-	-	-	0	0	0	31
32 Measles (085)	-	-	-	0	0	0	1	-	1	3.0	0	7.4	32
33 Typhus and other rickettsial diseases (100-103, 105-108)	-	-	-	0	0	0	-	-	-	0	0	0	33
34 Rocky Mountain spotted fever (104)	-	-	-	0	0	0	-	-	-	0	0	0	34
35 Malaria (110-117)	-	-	-	0	0	0	-	-	-	0	0	0	35
36 All other diseases classified as infective and parasitic (030-039, 041-044, 049, 052-054, 059-074, 081, 083, 086-096, 120-138)	-	-	-	0	0	0	3	1	2	8.9	5.0	14.7	36
37 Malignant neoplasms, including neoplasms of lymphatic and hematopoietic tissues (140-205)	2	1	1	39.2	29.4	58.8	28	20	8	83.3	100.0	58.8	37
38 Benign and unspecified neoplasms (210-239)	-	-	-	0	0	0	-	-	-	0	0	0	38
39 Diabetes mellitus (260)	-	-	-	0	0	0	3	2	1	8.9	10.0	7.4	39
40 Pellagra (281)	-	-	-	0	0	0	-	-	-	0	0	0	40
41 Anemias (290-293)	-	-	-	0	0	0	2	1	1	6.0	5.0	7.4	41
42 Vascular lesions affecting central nervous system (330-334)	6	3	3	117.6	88.2	176.5	58	28	30	172.6	140.0	220.6	42
43 Nonmeningococcal meningitis (340)	-	-	-	0	0	0	1	-	1	3.0	0	7.4	43
44 Rheumatic fever (400-402)	-	-	-	0	0	0	2	-	2	6.0	0	14.7	44
45 Heart diseases (410-443)	15	10	5	294.1	294.1	294.1	100	64	36	297.6	320.0	264.7	45
46 Hypertension without mention of heart (444-447)	-	-	-	0	0	0	3	1	2	8.9	5.0	14.7	46
47 Influenza and pneumonia (480-483, 490-493)	3	1	2	58.8	29.4	117.6	7	2	5	20.8	10.0	36.8	47
48 Bronchitis (500-502)	-	-	-	0	0	0	-	-	-	0	0	0	48
49 Ulcer of stomach and duodenum (540-541)	-	-	-	0	0	0	2	2	-	6.0	10.0	0	49
50 Appendicitis (550-553)	-	-	-	0	0	0	-	-	-	0	0	0	50
51 Intestinal obstruction and hernia (560, 561, 570)	1	-	1	19.6	0	58.8	1	-	1	3.0	0	7.4	51
52 Gastritis, duodenitis, enteritis and colitis (except diarrhea of the newborn) (543, 571, 572)	1	1	1	19.6	29.4	58.8	5	-	5	14.9	0	36.8	52
53 Cirrhosis of liver (581)	1	-	1	19.6	0	58.8	-	-	-	0	0	0	53
54 Nephritis and nephrosis (590-594)	-	-	-	0	0	0	4	2	2	11.9	10.0	14.7	54
55 Hyperplasia of prostate (610)	-	-	-	0	0	0	1	1	-	3.0	5.0	0	55
56 Complications of pregnancy, childbirth and the puerperium (640-652, 670-689)	-	-	-	0	0	0	1	-	1	3.0	0	7.4	56
57 Congenital malformations (750-759)	-	-	-	0	0	0	5	4	1	14.9	20.0	7.4	57
58 Birth injuries, postnatal asphyxia and asphyxia (760-762)	-	-	-	0	0	0	1	1	-	3.0	5.0	0	58
59 Infection of the newborn (763-768)	1	-	1	19.6	0	58.8	1	1	-	3.0	5.0	0	59
60 Other diseases peculiar to early infancy, and immaturity unqualified (769-776)	2	1	1	39.2	29.4	58.8	10	2	8	29.8	10.0	58.8	60
61 Senility, without mention of psychosis (794)	-	-	-	0	0	0	-	-	-	0	0	0	61
62 Ill-defined and unknown causes (780-793, 795)	-	-	-	0	0	0	2	-	2	6.0	0	14.7	62
63 Motor vehicle accidents (E810-E835)	2	2	-	39.2	58.8	0	2	1	1	6.0	5.0	7.4	63
64 All other accidents (E800-E802, E840-E962)	3	2	1	58.8	58.8	58.8	11	2	9	32.7	10.0	66.2	64
65 Suicide (E963, E970, E979)	-	-	-	0	0	0	6	5	1	17.9	25.0	7.4	65
66 Homicide (E964, E980-E985)	-	-	-	0	0	0	5	-	5	14.9	0	36.8	66
67 All other diseases (residual)	11	7	4	215.7	205.9	235.3	22	15	7	65.5	75.0	51.5	67

TABLE XIII VITAL STATISTICS, BY COUNTY, BY RACE, GEORGIA, 1958

ITEM	Lee						Liberty						
	Number			Rate or Ratio *			Number			Rate or Ratio *			
	Total	White	Non-White	Total	White	Non-White	Total	White	Non-White	Total	White	Non-White	
1 Estimated population	6,200	2,000	4,200				9,700	4,000	5,700				1
LIVE BIRTHS													
2 Total	198	52	146	31.9	26.0	34.8	378	192	186	39.0	48.0	32.6	2
3 Delivered in hospital	89	51	38	44.9%	98.1%	26.0%	273	191	82	72.2%	99.5%	44.1%	3
4 Delivered in home by physician	12	1	11	6.1%	1.9%	7.5%	12	--	12	3.2%	0%	6.5%	4
5 Delivered in home by midwife	97	--	97	49.0%	0%	66.4%	93	1	92	24.6%	0.5%	49.5%	5
6 Other deliveries	--	--	--	0%	0%	0%	--	--	--	0%	0%	0%	6
7 Immature births	22	3	19	111.1	57.7	130.1	44	20	24	116.4	104.2	129.0	7
8 Live births to un-wed mothers	36	--	36	181.8	0	246.6	41	3	38	108.5	15.6	204.3	8
FETAL DEATHS													
9 Total	5	1	4	25.3	19.2	27.4	6	3	3	15.9	15.6	16.1	9
10 Under 20 weeks gestation	1	--	1	5.1	0	6.8	3	2	1	7.9	10.4	5.4	10
11 20-27 weeks gestation	--	--	--	0	0	0	--	--	--	0	0	0	11
12 28 weeks and more	3	1	2	15.2	19.2	13.7	3	1	2	7.9	5.2	10.8	12
13 Unknown length of gestation	1	--	1	5.1	0	6.8	--	--	--	0	0	0	13
DEATHS													
14 Total, all ages	54	16	38	871.0	800.0	904.8	85	28	57	876.3	700.0	1000.0	14
15 Under 1 year	7	2	5	35.4	38.5	34.2	14	6	8	37.0	31.3	43.0	15
16 Under 28 days	5	2	3	25.3	38.5	20.5	9	6	3	23.8	31.3	16.1	16
17 Deaths from immaturity	2	1	1	10.1	19.2	6.8	1	--	1	2.6	0	5.4	17
18 1-4 years **	--	--	--	--	--	--	5	2	3	--	--	--	18
19 Maternal deaths	1	--	1	50.5	0	68.5	--	--	--	0	0	0	19
CAUSE OF DEATH													
20 Tuberculosis, all forms (001-019)	--	--	--	0	0	0	1	--	1	10.3	0	17.5	20
21 Syphilis and its sequelae (020-029)	--	--	--	0	0	0	--	--	--	0	0	0	21
22 Typhoid fever (040)	--	--	--	0	0	0	--	--	--	0	0	0	22
23 Dysentery, all forms (045-048)	--	--	--	0	0	0	--	--	--	0	0	0	23
24 Scarlet fever (050)	--	--	--	0	0	0	--	--	--	0	0	0	24
25 Streptococcal sore throat (051)	--	--	--	0	0	0	--	--	--	0	0	0	25
26 Diphtheria (055)	--	--	--	0	0	0	--	--	--	0	0	0	26
27 Whooping cough (056)	--	--	--	0	0	0	--	--	--	0	0	0	27
28 Meningococcal infections (057)	--	--	--	0	0	0	--	--	--	0	0	0	28
29 Acute poliomyelitis (080)	--	--	--	0	0	0	--	--	--	0	0	0	29
30 Acute infectious encephalitis (082)	--	--	--	0	0	0	--	--	--	0	0	0	30
31 Smallpox (084)	--	--	--	0	0	0	--	--	--	0	0	0	31
32 Measles (085)	--	--	--	0	0	0	--	--	--	0	0	0	32
33 Typhus and other rickettsial diseases (100-103, 105-108)	--	--	--	0	0	0	--	--	--	0	0	0	33
34 Rocky Mountain spotted fever (104)	--	--	--	0	0	0	--	--	--	0	0	0	34
35 Malaria (110-117)	--	--	--	0	0	0	--	--	--	0	0	0	35
36 All other diseases classified as infective and parasitic (030-039, 041-044, 049, 052-054, 059-074, 081, 083, 086-096, 120-138)	--	--	--	0	0	0	--	--	--	0	0	0	36
37 Malignant neoplasms, including neoplasms of lymphatic and haematopoietic tissues (140-205)	7	3	4	112.9	150.0	95.2	10	6	4	103.1	150.0	70.2	37
38 Benign and unspecified neoplasms (210-239)	--	--	--	0	0	0	--	--	--	0	0	0	38
39 Diabetes mellitus (260)	1	--	1	16.1	0	23.8	1	--	1	10.3	0	17.5	39
40 Pellagra (281)	--	--	--	0	0	0	--	--	--	0	0	0	40
41 Anemias (290-293)	--	--	--	0	0	0	1	--	1	10.3	0	17.5	41
42 Vascular lesions affecting central nervous system (330-334)	6	--	6	96.8	0	142.9	18	4	14	185.6	100.0	245.6	42
43 Nonmeningococcal meningitis (340)	--	--	--	0	0	0	1	--	1	10.3	0	17.5	43
44 Rheumatic fever (400-402)	--	--	--	0	0	0	--	--	--	0	0	0	44
45 Heart diseases (410-443)	17	7	10	274.2	350.0	238.1	21	8	13	216.5	200.0	228.1	45
46 Hypertension without mention of heart (444-447)	1	--	1	16.1	0	23.8	1	--	1	10.3	0	17.5	46
47 Influenza and pneumonia (480-483, 490-493)	4	1	3	64.5	50.0	71.4	11	1	10	113.4	25.0	175.4	47
48 Bronchitis (500-502)	--	--	--	0	0	0	--	--	--	0	0	0	48
49 Ulcer of stomach and duodenum (540-541)	--	--	--	0	0	0	--	--	--	0	0	0	49
50 Appendicitis (550-553)	--	--	--	0	0	0	--	--	--	0	0	0	50
51 Intestinal obstruction and hernia (560, 561, 570)	--	--	--	0	0	0	--	--	--	0	0	0	51
52 Gastritis, duodenitis, enteritis and colitis (except diarrhea of the newborn) (543, 571, 572)	--	--	--	0	0	0	--	--	--	0	0	0	52
53 Cirrhosis of liver (581)	--	--	--	0	0	0	--	--	--	0	0	0	53
54 Nephritis and nephrosis (590-594)	2	1	1	32.3	50.0	23.8	1	1	--	10.3	25.0	0	54
55 Hyperplasia of prostate (610)	--	--	--	0	0	0	--	--	--	0	0	0	55
56 Complications of pregnancy, childbirth and the puerperium (640-652, 670-689)	1	--	1	16.1	0	23.8	1	--	--	0	0	0	56
57 Congenital malformations (750-759)	1	--	1	16.1	0	23.8	1	1	--	10.3	25.0	0	57
58 Birth injuries, postnatal asphyxia and atelectasis (760-762)	--	--	--	0	0	0	1	1	--	10.3	25.0	0	58
59 Infection of the newborn (763-768)	--	--	--	0	0	0	1	1	--	10.3	25.0	0	59
60 Other diseases peculiar to early infancy, and immaturity unqualified (769-776)	5	2	3	80.6	100.0	71.4	6	3	3	61.9	75.0	52.6	60
61 Senility, without mention of psychosis (794)	--	--	--	0	0	0	--	--	--	0	0	0	61
62 Ill-defined and unknown causes (780-793, 795)	1	--	1	16.1	0	23.8	1	--	1	10.3	0	17.5	62
63 Motor vehicle accidents (E810-E835)	1	--	1	16.1	0	23.8	3	--	3	30.9	0	52.6	63
64 All other accidents (E800-E802, E840-E962)	1	--	1	16.1	0	23.8	3	--	3	30.9	0	52.6	64
65 Suicide (E963, E970, E979)	1	1	--	16.1	50.0	0	--	--	--	0	0	0	65
66 Homicide (E964, E980-E985)	1	--	1	16.1	0	23.8	--	--	--	0	0	0	66
67 All other diseases (residual)	4	1	3	64.5	50.0	71.4	3	2	1	30.9	50.0	17.5	67

TABLE XIII VITAL STATISTICS, BY COUNTY, BY RACE, GEORGIA, 1958

ITEM	Lincoln						Long						
	Number			Rate or Ratio *			Number			Rate or Ratio *			
	Total	White	Non-White	Total	White	Non-White	Total	White	Non-White	Total	White	Non-White	
1 Estimated population	6,300	3,200	3,100				3,400	2,300	1,100				1
LIVE BIRTHS													
2 Total	143	34	109	22.7	10.6	35.2	96	68	28	28.2	29.6	25.5	2
3 Delivered in hospital	117	32	85	81.8%	94.1%	78.0%	89	68	21	92.7%	100.0%	75.0%	3
4 Delivered in home by physician	16	2	14	11.2%	5.9%	12.8%	1	—	1	1.0%	0%	3.6%	4
5 Delivered in home by midwife	10	—	10	7.0%	0%	9.2%	5	—	5	5.2%	0%	17.9%	5
6 Other deliveries	—	—	—	0%	0%	0%	1	—	1	1.0%	0%	3.6%	6
7 Immature births	14	2	12	97.9	58.8	110.1	7	3	4	72.9	44.1	142.9	7
8 Live births to un-wed mothers	28	2	26	195.8	58.8	238.5	5	1	4	52.1	14.7	142.9	8
FETAL DEATHS													
9 Total	5	1	4	35.0	29.4	36.7	2	1	1	20.8	14.7	35.7	9
10 Under 20 weeks gestation	—	—	—	0	0	0	1	1	—	10.4	14.7	0	10
11 20-27 weeks gestation	1	—	1	7.0	0	9.2	—	—	—	0	0	0	11
12 28 weeks and more	4	1	3	28.0	29.4	27.5	1	—	1	10.4	0	35.7	12
13 Unknown length of gestation	—	—	—	0	0	0	—	—	—	0	0	0	13
DEATHS													
14 Total, all ages	60	24	36	952.4	750.0	1161.3	36	22	14	1058.8	956.5	1272.7	14
15 Under 1 year	11	—	11	76.9	0	100.9	2	1	1	20.8	14.7	35.7	15
16 Under 28 days	5	—	5	35.0	0	45.9	—	—	—	0	0	0	16
17 Deaths from immaturity	1	—	1	7.0	0	9.2	—	—	—	0	0	0	17
18 1-4 years **	1	—	1	—	—	—	—	—	—	—	—	—	18
19 Maternal deaths	1	—	1	69.9	0	91.7	—	—	—	0	0	0	19
CAUSE OF DEATH													
20 Tuberculosis, all forms (001-019)	—	—	—	0	0	0	—	—	—	0	0	0	20
21 Syphilis and its sequelae (020-029)	1	—	1	15.9	0	32.3	—	—	—	0	0	0	21
22 Typhoid fever (040)	—	—	—	0	0	0	—	—	—	0	0	0	22
23 Dysentery, all forms (045-048)	—	—	—	0	0	0	1	—	1	29.4	0	90.9	23
24 Scarlet fever (050)	—	—	—	0	0	0	—	—	—	0	0	0	24
25 Streptococcal sore throat (051)	—	—	—	0	0	0	—	—	—	0	0	0	25
26 Diphtheria (055)	—	—	—	0	0	0	—	—	—	0	0	0	26
27 Whooping cough (056)	—	—	—	0	0	0	—	—	—	0	0	0	27
28 Meningococcal infections (057)	1	—	1	15.9	0	32.3	—	—	—	0	0	0	28
29 Acute poliomyelitis (080)	—	—	—	0	0	0	—	—	—	0	0	0	29
30 Acute infectious encephalitis (082)	—	—	—	0	0	0	—	—	—	0	0	0	30
31 Smallpox (084)	—	—	—	0	0	0	—	—	—	0	0	0	31
32 Measles (085)	—	—	—	0	0	0	—	—	—	0	0	0	32
33 Typhus and other rickettsial diseases (100-103, 105-108)	—	—	—	0	0	0	—	—	—	0	0	0	33
34 Rocky Mountain spotted fever (104)	—	—	—	0	0	0	—	—	—	0	0	0	34
35 Malaria (110-117)	—	—	—	0	0	0	—	—	—	0	0	0	35
36 All other diseases classified as infective and parasitic (030-039, 041-044, 049, 052-054, 059-074, 081, 083, 086-096, 120-138)	—	—	—	0	0	0	—	—	—	0	0	0	36
37 Malignant neoplasms, including neoplasms of lymphatic and haemopoietic tissues (140-205)	7	3	4	111.1	93.8	129.0	4	4	—	117.6	173.9	0	37
38 Benign and unspecified neoplasms (210-239)	—	—	—	0	0	0	—	—	—	0	0	0	38
39 Diabetes mellitus (260)	—	—	—	0	0	0	—	—	—	0	0	0	39
40 Pellagra (281)	—	—	—	0	0	0	—	—	—	0	0	0	40
41 Anemias (290-293)	—	—	—	0	0	0	—	—	—	0	0	0	41
42 Vascular lesions affecting central nervous system (330-334)	9	5	4	142.9	156.3	129.0	8	3	5	235.3	130.4	454.5	42
43 Nonmeningococcal meningitis (340)	—	—	—	0	0	0	—	—	—	0	0	0	43
44 Rheumatic fever (400-402)	—	—	—	0	0	0	—	—	—	0	0	0	44
45 Heart diseases (410-443)	16	9	7	254.0	281.3	225.8	14	9	5	411.8	391.3	454.5	45
46 Hypertension without mention of heart (444-447)	—	—	—	0	0	0	—	—	—	0	0	0	46
47 Influenza and pneumonia (480-483, 490-493)	2	1	1	31.7	31.3	32.3	1	—	1	29.4	0	90.9	47
48 Bronchitis (500-502)	1	1	—	15.9	31.3	0	—	—	—	0	0	0	48
49 Ulcer of stomach and duodenum (540-541)	—	—	—	0	0	0	1	1	—	29.4	43.5	0	49
50 Appendicitis (550-553)	—	—	—	0	0	0	—	—	—	0	0	0	50
51 Intestinal obstruction and hernia (560, 561, 570)	—	—	—	0	0	0	—	—	—	0	0	0	51
52 Gastritis, duodenitis, enteritis and colitis (except diarrhea of the newborn) (543, 571, 572)	—	—	—	0	0	0	1	—	1	29.4	43.5	0	52
53 Cirrhosis of liver (581)	—	—	—	0	0	0	—	—	—	0	0	0	53
54 Nephritis and nephrosis (590-594)	3	1	2	47.6	31.3	64.5	1	—	1	29.4	0	90.9	54
55 Hyperplasia of prostate (610)	—	—	—	0	0	0	—	—	—	0	0	0	55
56 Complications of pregnancy, childbirth and the puerperium (640-652, 670-689)	1	—	1	15.9	0	32.3	—	—	—	0	0	0	56
57 Congenital malformations (750-759)	1	—	1	15.9	0	32.3	—	—	—	0	0	0	57
58 Birth injuries, postnatal asphyxia and atelectasis (760-762)	—	—	—	0	0	0	—	—	—	0	0	0	58
59 Infection of the newborn (763-768)	—	—	—	0	0	0	—	—	—	0	0	0	59
60 Other diseases peculiar to early infancy, and immaturity unqualified (769-776)	1	—	1	15.9	0	32.3	—	—	—	0	0	0	60
61 Senility, without mention of psychosis (794)	—	—	—	0	0	0	—	—	—	0	0	0	61
62 Ill-defined and unknown causes (780-793, 795)	8	1	7	127.0	31.3	258.1	1	1	—	29.4	43.5	0	62
63 Motor vehicle accidents (E810-E835)	1	—	—	15.9	0	0	—	—	—	29.4	43.5	0	63
64 All other accidents (E800-E802, E840-E962)	4	—	4	63.5	0	129.0	2	1	1	58.8	43.5	90.9	64
65 Suicide (E963, E970, E979)	1	1	—	15.9	31.3	0	—	—	—	0	0	0	65
66 Homicide (E964, E980-E985)	—	—	—	0	0	0	—	—	—	0	0	0	66
67 All other diseases (residual)	3	2	1	47.6	62.5	32.3	1	1	—	29.4	43.5	0	67

TABLE XIII VITAL STATISTICS, BY COUNTY, BY RACE, GEORGIA, 1958

ITEM	Lowndes						Lumpkin					
	Number			Rate or Ratio *			Number			Rate or Ratio *		
	Total	White	Non-White	Total	White	Non-White	Total	White	Non-White	Total	White	Non-White
1 Estimated population	42,700	26,800	15,900				7,000	6,800	200			
LIVE BIRTHS												
2 Total	1,465	930	535	34.3	34.7	33.6	162	157	5	23.1	23.1	25.0
3 Delivered in hospital	1,136	915	221	77.5%	98.4%	41.3%	158	153	5	97.5%	97.5%	100.0%
4 Delivered in home by physician	16	7	9	1.1%	0.8%	1.7%	-	-	-	0%	0%	0%
5 Delivered in home by midwife	312	8	304	21.3%	0.9%	56.8%	3	3	-	1.9%	1.9%	0%
6 Other deliveries	1	-	1	0.1%	0%	0.2%	1	1	-	0.6%	0.6%	0%
7 Immature births	122	59	63	83.3	63.4	117.8	9	9	-	55.6%	57.3	0
8 Live births to un-wed mothers	134	10	124	91.5	10.8	231.8	4	4	-	24.7	25.5	0
FETAL DEATHS												
9 Total	59	36	23	40.3	38.7	43.0	1	1	-	6.2	6.4	0
10 Under 20 weeks gestation	29	21	8	19.8	22.6	15.0	-	-	-	0	0	0
11 20-27 weeks gestation	10	4	6	6.8	4.3	11.2	-	-	-	0	0	0
12 28 weeks and more	20	11	9	13.7	11.8	16.8	1	1	-	6.2	6.4	0
13 Unknown length of gestation	-	-	-	0	0	0	-	-	-	0	0	0
DEATHS												
14 Total, all ages	388	221	167	908.7	824.6	1050.3	45	44	1	642.9	647.1	500.0
15 Under 1 year	41	25	16	28.0	26.9	29.9	4	4	-	24.7	25.5	0
16 Under 28 days	29	19	10	19.8	20.4	18.7	1	1	-	6.2	6.4	0
17 Deaths from immaturity	5	4	1	3.4	4.3	1.9	1	1	-	6.2	6.4	0
18 1-4 years **	7	4	3	-	-	-	-	-	-	-	-	-
19 Maternal deaths	1	-	1	6.8	0	18.7	-	-	-	0	0	0
CAUSE OF DEATH												
20 Tuberculosis, all forms (001-019)	5	2	3	11.7	7.5	18.9	-	-	-	0	0	0
21 Syphilis and its sequelae (020-029)	1	-	1	2.3	0	6.3	-	-	-	0	0	0
22 Typhoid fever (040)	-	-	-	0	0	0	-	-	-	0	0	0
23 Dysentery, all forms (045-048)	-	-	-	0	0	0	-	-	-	0	0	0
24 Scarlet fever (050)	-	-	-	0	0	0	-	-	-	0	0	0
25 Streptococcal sore throat (051)	-	-	-	0	0	0	-	-	-	0	0	0
26 Diphtheria (055)	-	-	-	0	0	0	-	-	-	0	0	0
27 Whooping cough (056)	1	-	1	2.3	0	6.3	-	-	-	0	0	0
28 Meningococcal infections (057)	-	-	-	0	0	0	-	-	-	0	0	0
29 Acute poliomyelitis (080)	-	-	-	0	0	0	-	-	-	0	0	0
30 Acute infectious encephalitis (082)	-	-	-	0	0	0	-	-	-	0	0	0
31 Smallpox (084)	-	-	-	0	0	0	-	-	-	0	0	0
32 Measles (085)	-	-	-	0	0	0	-	-	-	0	0	0
33 Typhus and other rickettsial diseases (100-103, 105-108)	-	-	-	0	0	0	-	-	-	0	0	0
34 Rocky Mountain spotted fever (104)	-	-	-	0	0	0	-	-	-	0	0	0
35 Malaria (110-117)	-	-	-	0	0	0	-	-	-	0	0	0
36 All other diseases classified as infective and parasitic (030-039, 041-044, 049, 052-054, 059-074, 081, 083, 086-096, 120-138)	1	-	1	2.3	0	6.3	1	1	-	14.3	14.7	0
37 Malignant neoplasms, including neoplasms of lymphatic and haematopoietic tissues (140-205)	45	28	17	105.4	104.5	106.9	7	7	-	100.0	102.9	0
38 Benign and unspecified neoplasms (210-239)	1	-	1	2.3	0	6.3	1	1	-	14.3	14.7	0
39 Diabetes mellitus (260)	8	4	4	18.7	14.9	25.2	2	2	-	28.6	29.4	0
40 Pellagra (281)	-	-	-	0	0	0	-	-	-	0	0	0
41 Anemias (290-293)	1	-	1	2.3	0	6.3	-	-	-	0	0	0
42 Vascular lesions affecting central nervous system (330-334)	83	45	38	194.4	167.9	239.0	6	5	1	85.7	73.5	500.0
43 Nonmeningococcal meningitis (340)	-	-	-	0	0	0	-	-	-	0	0	0
44 Rheumatic fever (400-402)	1	1	-	2.3	3.7	0	-	-	-	14.3	14.7	0
45 Heart diseases (410-443)	110	63	47	257.6	235.1	295.6	12	12	-	171.4	176.5	0
46 Hypertension without mention of heart (444-447)	7	-	7	16.4	0	44.0	1	1	-	14.3	14.7	0
47 Influenza and pneumonia (480-483, 490-493)	12	10	2	28.1	37.3	12.6	4	4	-	57.1	58.8	0
48 Bronchitis (500-502)	1	-	1	2.3	0	6.3	-	-	-	0	0	0
49 Ulcer of stomach and duodenum (540-541)	2	1	1	4.7	3.7	6.3	1	1	-	14.3	14.7	0
50 Appendicitis (550-553)	-	-	-	0	0	0	-	-	-	0	0	0
51 Intestinal obstruction and hernia (560, 561, 570)	4	3	1	9.4	11.2	6.3	-	-	-	0	0	0
52 Gastritis, duodenitis, enteritis and colitis (except diarrhea of the newborn) (543, 571, 572)	-	-	-	0	0	0	1	1	-	14.3	14.7	0
53 Cirrhosis of liver (581)	3	3	-	7.0	11.2	0	1	1	-	14.3	14.7	0
54 Nephritis and nephrosis (590-594)	4	2	2	9.4	7.5	12.6	1	1	-	14.3	14.7	0
55 Hyperplasia of prostate (610)	2	-	2	4.7	0	12.6	-	-	-	0	0	0
56 Complications of pregnancy, childbirth and the puerperium (640-652, 670-689)	1	-	1	2.3	0	6.3	-	-	-	0	0	0
57 Congenital malformations (750-759)	5	3	2	11.7	11.2	12.6	-	-	-	0	0	0
58 Birth injuries, postnatal asphyxia and atelectasis (760-762)	12	7	5	28.1	26.1	31.4	-	-	-	0	0	0
59 Infection of the newborn (763-768)	6	2	4	14.1	7.5	25.2	-	-	-	0	0	0
60 Other diseases peculiar to early infancy, and immaturity unqualified (769-776)	10	8	2	23.4	29.9	12.6	1	1	-	14.3	14.7	0
61 Senility, without mention of psychosis (794)	1	1	-	2.3	3.7	0	-	-	-	0	0	0
62 Ill-defined and unknown causes (780-793, 795)	8	5	3	18.7	7.5	37.7	-	-	-	0	0	0
63 Motor vehicle accidents (E810-E835)	7	2	5	16.4	18.7	12.6	1	1	-	14.3	14.7	0
64 All other accidents (E800-E802, E840-E962)	15	13	2	35.1	48.5	12.6	-	-	-	0	0	0
65 Suicide (E963, E970, E979)	6	6	-	14.1	22.4	0	1	1	-	14.3	14.7	0
66 Homicide (E964, E980-E985)	4	-	4	9.4	0	25.2	-	-	-	0	0	0
67 All other diseases (residual)	21	12	9	49.2	44.8	56.6	4	4	-	57.1	58.8	0

TABLE XIII VITAL STATISTICS, BY COUNTY, BY RACE, GEORGIA, 1958

ITEM	Macon						Madison						1
	Number			Rate or Ratio *			Number			Rate or Ratio *			
	Total	White	Non-White	Total	White	Non-White	Total	White	Non-White	Total	White	Non-White	
1 Estimated population	13,500	4,700	8,800				11,700	9,400	2,300				1
LIVE BIRTHS													
2 Total	357	84	273	26.4	17.9	31.0	238	176	62	20.3	18.7	27.0	2
3 Delivered in hospital	213	84	129	59.7%	100.0%	47.3%	216	173	43	90.8%	98.3%	69.4%	3
4 Delivered in home by physician	4	-	4	1.1%	0%	1.5%	2	2	-	0.8%	1.1%	0%	4
5 Delivered in home by midwife	139	-	139	38.9%	0%	50.9%	20	1	19	8.4%	0.6%	30.6%	5
6 Other deliveries	1	-	1	0.3%	0%	0.4%	-	-	-	0%	0%	0%	6
7 Immature births	33	8	25	92.4	95.2	91.6	18	12	6	75.6	68.2	96.8	7
8 Live births to un-wed mothers	70	1	69	196.1	11.9	252.7	19	1	18	79.8	5.7	290.3	8
FETAL DEATHS													
9 Total	9	2	7	25.2	23.8	25.6	4	2	2	16.8	11.4	32.3	9
10 Under 20 weeks gestation	4	1	3	11.2	11.9	11.0	-	-	-	0	0	0	10
11 20-27 weeks gestation	1	-	1	2.8	0	3.7	1	1	-	4.2	5.7	0	11
12 28 weeks and more	4	1	3	11.2	11.9	11.0	3	1	2	12.6	5.7	32.3	12
13 Unknown length of gestation	-	-	-	0	0	0	-	-	-	0	0	0	13
DEATHS													
14 Total, all ages	130	50	80	963.0	1063.8	909.1	116	92	24	991.5	978.7	1043.5	14
15 Under 1 year	17	4	13	47.6	47.6	47.6	7	5	2	29.4	28.4	32.3	15
16 Under 28 days	12	4	8	33.6	47.6	29.3	5	4	1	21.0	22.7	16.1	16
17 Deaths from immaturity	5	2	3	14.0	23.8	11.0	2	1	1	8.4	5.7	16.1	17
18 1-4 years **	4	1	3	-	-	-	-	-	-	-	-	-	18
19 Maternal deaths	2	-	2	56.0	0	73.3	-	-	-	0	0	0	19
CAUSE OF DEATH													
20 Tuberculosis, all forms (001-019)	-	-	-	0	0	0	-	-	-	0	0	0	20
21 Syphilis and its sequelae (020-029)	-	-	-	0	0	0	-	-	-	0	0	0	21
22 Typhoid fever (040)	-	-	-	0	0	0	-	-	-	0	0	0	22
23 Dysentery, all forms (045-048)	-	-	-	0	0	0	-	-	-	0	0	0	23
24 Scarlet fever (050)	-	-	-	0	0	0	-	-	-	0	0	0	24
25 Streptococcal sore throat (051)	-	-	-	0	0	0	-	-	-	0	0	0	25
26 Diphtheria (055)	-	-	-	0	0	0	-	-	-	0	0	0	26
27 Whooping cough (056)	-	-	-	0	0	0	-	-	-	0	0	0	27
28 Meningococcal infections (057)	-	-	-	0	0	0	-	-	-	0	0	0	28
29 Acute poliomyelitis (080)	-	-	-	0	0	0	-	-	-	0	0	0	29
30 Acute infectious encephalitis (082)	-	-	-	0	0	0	-	-	-	0	0	0	30
31 Smallpox (084)	-	-	-	0	0	0	-	-	-	0	0	0	31
32 Measles (085)	-	-	-	0	0	0	-	-	-	0	0	0	32
33 Typhus and other rickettsial diseases (100-103, 105-108)	-	-	-	0	0	0	-	-	-	0	0	0	33
34 Rocky Mountain spotted fever (104)	-	-	-	0	0	0	-	-	-	0	0	0	34
35 Malaria (110-117)	-	-	-	0	0	0	-	-	-	0	0	0	35
36 All other diseases classified as infective and parasitic (030-039, 041-044, 049, 052-054, 059-074, 081, 083, 086-096, 120-138)	2	-	2	14.8	0	22.7	1	1	-	8.5	10.6	0	36
37 Malignant neoplasms, including neoplasms of lymphatic and haematopoietic tissues (140-205)	12	5	7	88.9	106.4	79.5	9	8	1	76.9	85.1	43.5	37
38 Benign and unspecified neoplasms (210-239)	-	-	-	0	0	0	-	-	-	0	0	0	38
39 Diabetes mellitus (260)	-	-	-	0	0	0	1	1	-	8.5	10.6	0	39
40 Pellagra (281)	-	-	-	0	0	0	-	-	-	0	0	0	40
41 Anemias (290-293)	-	-	-	0	0	0	-	-	-	0	0	0	41
42 Vascular lesions affecting central nervous system (330-334)	21	3	18	155.6	63.8	204.5	23	14	9	196.6	148.9	391.3	42
43 Nonmeningococcal meningitis (340)	-	-	-	0	0	0	-	-	-	0	0	0	43
44 Rheumatic fever (400-402)	-	-	-	0	0	0	-	-	-	0	0	0	44
45 Heart diseases (410-443)	42	23	19	311.1	489.4	215.9	44	38	6	376.1	404.3	260.9	45
46 Hypertension without mention of heart (444-447)	2	1	1	14.8	21.3	11.4	-	-	-	0	0	0	46
47 Influenza and pneumonia (480-483, 490-493)	11	-	11	81.5	0	125.0	5	4	1	42.7	42.6	43.5	47
48 Bronchitis (500-502)	1	1	-	7.4	21.3	0	-	-	-	0	0	0	48
49 Ulcer of stomach and duodenum (540-541)	1	1	-	7.4	21.3	0	2	2	-	17.1	21.3	0	49
50 Appendicitis (550-553)	-	-	-	0	0	0	-	-	-	0	0	0	50
51 Intestinal obstruction and hernia (560, 561, 570)	2	1	1	14.8	21.3	11.4	-	-	-	0	0	0	51
52 Gastritis, duodenitis, enteritis and colitis (except diarrhea of the newborn) (543, 571, 572)	1	-	1	7.4	0	11.4	-	-	-	0	0	0	52
53 Cirrhosis of liver (581)	-	-	-	0	0	0	-	-	-	0	0	0	53
54 Nephritis and nephrosis (590-594)	3	1	2	22.2	21.3	22.7	1	1	-	8.5	10.6	0	54
55 Hyperplasia of prostate (610)	-	-	-	0	0	0	1	1	-	8.5	10.6	0	55
56 Complications of pregnancy, childbirth and the puerperium (640-652, 670-689)	2	-	2	14.8	0	22.7	-	-	-	0	0	0	56
57 Congenital malformations (750-759)	-	-	-	0	0	0	3	2	1	25.6	21.3	43.5	57
58 Birth injuries, postnatal asphyxia and atelectasis (760-762)	3	2	1	22.2	42.6	11.4	-	-	-	0	0	0	58
59 Infection of the newborn (763-768)	-	-	-	0	0	0	2	2	-	17.1	21.3	0	59
60 Other diseases peculiar to early infancy, and immaturity unqualified (769-776)	6	2	4	44.4	42.6	45.5	2	1	1	17.1	10.6	43.5	60
61 Senility, without mention of psychosis (794)	-	-	-	0	0	0	-	-	-	0	0	0	61
62 Ill-defined and unknown causes (780-793, 795)	3	-	3	22.2	0	34.1	-	-	-	0	0	0	62
63 Motor vehicle accidents (E810-E835)	2	2	-	14.8	42.6	0	5	5	-	42.7	53.2	0	63
64 All other accidents (E800-E802, E840-E962)	6	2	4	44.4	42.6	45.5	3	3	-	25.6	31.9	0	64
65 Suicide (E963, E970, E979)	-	-	-	0	0	0	2	2	-	17.1	21.3	0	65
66 Homicide (E964, E980-E985)	2	1	1	14.8	21.3	11.4	2	2	2	17.1	0	87.0	66
67 All other diseases (residual)	8	5	3	59.3	106.4	34.1	10	7	3	85.5	74.5	130.4	67

TABLE XIII VITAL STATISTICS, BY COUNTY, BY RACE, GEORGIA, 1958

ITEM	Marion						McDuffie						
	Number			Rate or Ratio *			Number			Rate or Ratio *			
	Total	White	Non-White	Total	White	Non-White	Total	White	Non-White	Total	White	Non-White	
1 Estimated population	6,400	2,400	4,000				12,200	6,800	5,400				1
LIVE BIRTHS													
2 Total	142	42	100	22.2	17.5	25.0	353	146	207	28.9	21.5	38.3	2
3 Delivered in hospital	60	37	23	42.3%	88.1%	23.0%	262	146	116	74.2%	100.0%	56.0%	3
4 Delivered in home by physician	30	4	26	21.1%	9.5%	26.0%	6	-	6	1.7%	0%	2.9%	4
5 Delivered in home by midwife	52	1	51	36.6%	2.4%	51.0%	85	-	85	24.1%	0%	41.1%	5
6 Other deliveries	-	-	-	0%	0%	0%	-	-	-	0%	0%	0%	6
7 Immature births	12	1	11	8.4%	23.8	110.0	34	11	23	96.3	75.3	111.1	7
8 Live births to un-wed mothers	26	2	24	183.1	47.6	240.0	86	4	82	243.6	27.4	396.1	8
FETAL DEATHS													
9 Total	6	1	5	42.3	23.8	50.0	16	4	12	45.3	27.4	58.0	9
10 Under 20 weeks gestation	-	-	-	0	0	0	7	2	5	19.8	13.7	24.2	10
11 20-27 weeks gestation	1	1	-	7.0	23.8	0	2	-	2	5.7	0	9.7	11
12 28 weeks and more	5	-	5	35.2	0	50.0	6	2	4	17.0	13.7	19.3	12
13 Unknown length of gestation	-	-	-	0	0	0	1	-	1	2.8	0	4.8	13
DEATHS													
14 Total, all ages	50	23	27	781.3	958.3	675.0	127	62	65	1041.0	911.8	1203.7	14
15 Under 1 year	5	-	5	35.2	0	50.0	14	3	11	39.7	20.5	53.1	15
16 Under 28 days	2	-	2	14.1	0	20.0	8	2	6	22.7	13.7	29.0	16
17 Deaths from immaturity	1	-	1	7.0	0	10.0	2	-	2	5.7	0	9.7	17
18 1-4 years **	1	-	1	-	-	-	2	2	-	-	-	-	18
19 Maternal deaths	-	-	-	0	0	0	-	-	-	0	0	0	19
CAUSE OF DEATH													
20 Tuberculosis, all forms (001-019)	-	-	-	0	0	0	1	1	-	8.2	14.7	0	20
21 Syphilis and its sequelae (020-029)	-	-	-	0	0	0	-	-	-	0	0	0	21
22 Typhoid fever (040)	-	-	-	0	0	0	-	-	-	0	0	0	22
23 Dysentery, all forms (045-048)	-	-	-	0	0	0	-	-	-	0	0	0	23
24 Scarlet fever (050)	-	-	-	0	0	0	-	-	-	0	0	0	24
25 Streptococcal sore throat (051)	-	-	-	0	0	0	-	-	-	0	0	0	25
26 Diphtheria (055)	-	-	-	0	0	0	-	-	-	0	0	0	26
27 Whooping cough (056)	-	-	-	0	0	0	-	-	-	0	0	0	27
28 Meningococcal infections (057)	-	-	-	0	0	0	-	-	-	0	0	0	28
29 Acute poliomyelitis (080)	-	-	-	0	0	0	-	-	-	0	0	0	29
30 Acute infectious encephalitis (082)	-	-	-	0	0	0	-	-	-	0	0	0	30
31 Smallpox (084)	-	-	-	0	0	0	-	-	-	0	0	0	31
32 Measles (085)	-	-	-	0	0	0	-	-	-	0	0	0	32
33 Typhus and other rickettsial diseases (100-103, 105-108)	-	-	-	0	0	0	-	-	-	0	0	0	33
34 Rocky Mountain spotted fever (104)	-	-	-	0	0	0	-	-	-	0	0	0	34
35 Malaria (110-117)	-	-	-	0	0	0	-	-	-	0	0	0	35
36 All other diseases classified as infective and parasitic (030-039, 041-044, 049, 052-054, 059-074, 081, 083, 086-096, 120-138)	-	-	-	0	0	0	-	-	-	0	0	0	36
37 Malignant neoplasms, including neoplasms of lymphatic and haematopoietic tissues (140-205)	4	3	1	62.5	125.0	25.0	16	10	6	131.1	147.1	111.1	37
38 Benign and unspecified neoplasms (210-239)	-	-	-	0	0	0	1	1	-	8.2	14.7	0	38
39 Diabetes mellitus (260)	1	1	-	15.6	41.7	0	3	1	2	24.6	14.7	37.0	39
40 Pellagra (281)	-	-	-	0	0	0	-	-	-	0	0	0	40
41 Anemias (290-293)	-	-	-	0	0	0	-	-	-	0	0	0	41
42 Vascular lesions affecting central nervous system (330-334)	12	6	6	187.5	250.0	150.0	17	10	7	139.3	147.1	129.6	42
43 Nonmeningococcal meningitis (340)	-	-	-	0	0	0	-	-	-	0	0	0	43
44 Rheumatic fever (400-402)	-	-	-	0	0	0	-	-	-	0	0	0	44
45 Heart diseases (410-443)	11	6	5	171.9	250.0	125.0	37	19	18	303.3	279.4	333.3	45
46 Hypertension without mention of heart (444-447)	-	-	-	0	0	0	3	3	3	24.6	0	55.6	46
47 Influenza and pneumonia (480-483, 490-493)	2	-	2	31.3	0	50.0	3	-	3	24.6	0	55.6	47
48 Bronchitis (500-502)	-	-	-	0	0	0	-	-	-	0	0	0	48
49 Ulcer of stomach and duodenum (540-541)	1	-	1	15.6	0	25.0	-	-	-	0	0	0	49
50 Appendicitis (550-553)	-	-	-	0	0	0	-	-	-	0	0	0	50
51 Intestinal obstruction and hernia (560, 561, 570)	-	-	-	0	0	0	-	-	-	0	0	0	51
52 Gastritis, duodenitis, enteritis and colitis (except diarrhea of the newborn) (543, 571, 572)	1	-	1	15.6	0	25.0	1	1	-	8.2	14.7	0	52
53 Cirrhosis of liver (581)	1	-	1	15.6	0	25.0	1	1	-	8.2	14.7	0	53
54 Nephritis and nephrosis (590-594)	1	-	1	15.6	0	25.0	2	-	2	16.4	0	37.0	54
55 Hyperplasia of prostate (610)	-	-	-	0	0	0	-	-	-	0	0	0	55
56 Complications of pregnancy, childbirth and the puerperium (640-652, 670-689)	-	-	-	0	0	0	-	-	-	0	0	0	56
57 Congenital malformations (750-759)	-	-	-	0	0	0	-	-	-	0	0	0	57
58 Birth injuries, postnatal asphyxia and atelectasis (760-762)	-	-	-	0	0	0	3	1	2	24.6	14.7	37.0	58
59 Infection of the newborn (763-768)	1	-	1	15.6	0	25.0	2	-	2	16.4	0	37.0	59
60 Other diseases peculiar to early infancy, and immaturity unqualified (769-776)	2	-	2	31.3	0	50.0	4	1	3	32.8	14.7	55.6	60
61 Senility, without mention of psychosis (794)	-	-	-	0	0	0	-	-	-	0	0	0	61
62 Ill-defined and unknown causes (780-793, 795)	-	-	-	0	0	0	3	-	3	24.6	0	55.6	62
63 Motor vehicle accidents (E810-E835)	5	3	2	78.1	125.0	50.0	4	3	1	32.8	44.1	18.5	63
64 All other accidents (E800-E802, E840-E962)	4	2	2	62.5	83.3	50.0	6	2	4	49.2	29.4	74.1	64
65 Suicide (E963, E970, E979)	-	-	-	0	0	0	-	-	-	0	0	0	65
66 Homicide (E964, E980-E985)	1	-	1	15.6	0	25.0	-	-	-	0	0	0	66
67 All other diseases (residual)	4	2	2	62.5	83.3	50.0	20	11	9	163.9	161.8	166.7	67

TABLE XIII VITAL STATISTICS, BY COUNTY, BY RACE, GEORGIA, 1958

ITEM	McIntosh						Meriwether						
	Number			Rate or Ratio *			Number			Rate or Ratio *			
	Total	White	Non-White	Total	White	Non-White	Total	White	Non-White	Total	White	Non-White	
1 Estimated population	6,600	2,500	4,100				20,900	10,400	10,500				1
LIVE BIRTHS													
2 Total	191	68	123	28.9	27.2	30.0	455	163	292	21.8	15.7	27.8	2
3 Delivered in hospital	108	59	49	56.5%	86.8%	39.8%	242	155	87	53.2%	95.1%	29.8%	3
4 Delivered in home by physician	7	3	4	3.7%	4.4%	3.3%	62	8	54	13.6%	4.9%	18.5%	4
5 Delivered in home by midwife	76	6	70	39.8%	8.8%	56.9%	151	-	151	33.2%	0%	51.7%	5
6 Other deliveries	-	-	-	0%	0%	0%	-	-	-	0%	0%	0%	6
7 Immature births	15	2	13	78.5	29.4	105.7	36	15	21	79.1	92.0	71.9	7
8 Live births to un-wed mothers	35	1	34	183.2	14.7	276.4	56	4	52	123.1	24.5	178.1	8
FETAL DEATHS													
9 Total	8	2	6	41.9	29.4	48.8	16	3	13	35.2	18.4	44.5	9
10 Under 20 weeks gestation	2	1	1	10.5	14.7	8.1	1	-	1	2.2	0	3.4	10
11 20-27 weeks gestation	3	1	2	15.7	14.7	16.3	1	1	-	2.2	6.1	0	11
12 28 weeks and more	3	-	3	15.7	0	24.4	13	1	12	28.6	6.1	41.1	12
13 Unknown length of gestation	-	-	-	0	0	0	1	1	-	2.2	6.1	0	13
DEATHS													
14 Total, all ages	77	26	51	166.7	104.0	1243.9	187	81	106	894.7	778.8	1009.5	14
15 Under 1 year	9	2	7	47.1	29.4	56.9	12	4	8	26.4	24.5	27.4	15
16 Under 28 days	6	1	5	31.4	14.7	40.7	6	3	3	13.2	18.4	10.3	16
17 Deaths from immaturity	2	-	2	10.5	0	16.3	2	2	-	4.4	12.3	0	17
18 1-4 years **	2	-	2	10.5	0	16.3	1	1	-	-	-	-	18
19 Maternal deaths	2	-	2	104.7	0	162.6	2	-	2	44.0	0	68.5	19
CAUSE OF DEATH													
20 Tuberculosis, all forms (001-019)	1	-	1	15.2	0	24.4	3	1	2	14.4	9.6	19.0	20
21 Syphilis and its sequelae (020-029)	-	-	-	0	0	0	-	-	-	0	0	0	21
22 Typhoid fever (040)	-	-	-	0	0	0	-	-	-	0	0	0	22
23 Dysentery, all forms (045-048)	-	-	-	0	0	0	-	-	-	0	0	0	23
24 Scarlet fever (050)	-	-	-	0	0	0	-	-	-	0	0	0	24
25 Streptococcal sore throat (051)	-	-	-	0	0	0	-	-	-	0	0	0	25
26 Diphtheria (055)	-	-	-	0	0	0	-	-	-	0	0	0	26
27 Whooping cough (056)	-	-	-	0	0	0	-	-	-	0	0	0	27
28 Meningococcal infections (057)	-	-	-	0	0	0	-	-	-	0	0	0	28
29 Acute poliomyelitis (080)	-	-	-	0	0	0	-	-	-	0	0	0	29
30 Acute infectious encephalitis (082)	-	-	-	0	0	0	-	-	-	0	0	0	30
31 Smallpox (084)	-	-	-	0	0	0	-	-	-	0	0	0	31
32 Measles (085)	-	-	-	0	0	0	-	-	-	0	0	0	32
33 Typhus and other rickettsial diseases (100-103, 105-108)	-	-	-	0	0	0	-	-	-	0	0	0	33
34 Rocky Mountain spotted fever (104)	-	-	-	0	0	0	-	-	-	0	0	0	34
35 Malaria (110-117)	-	-	-	0	0	0	-	-	-	0	0	0	35
36 All other diseases classified as infective and parasitic (030-039, 041-044, 049, 052-054, 059-074, 081, 083, 086-096, 120-138)	1	1	-	15.2	40.0	0	1	1	-	4.8	9.6	0	36
37 Malignant neoplasms, including neoplasms of lymphatic and haematopoietic tissues (140-205)	10	4	6	151.5	160.0	146.3	23	14	9	110.0	134.6	85.7	37
38 Benign and unspecified neoplasms (210-239)	-	-	-	0	0	0	-	-	-	0	0	0	38
39 Diabetes mellitus (260)	-	-	-	0	0	0	2	1	1	9.6	9.6	9.5	39
40 Pellagra (281)	-	-	-	0	0	0	-	-	-	0	0	0	40
41 Anemias (290-293)	-	-	-	0	0	0	1	-	1	4.8	0	9.5	41
42 Vascular lesions affecting central nervous system (330-334)	10	7	3	151.5	280.0	73.2	42	13	29	201.0	125.0	276.2	42
43 Nonmeningococcal meningitis (340)	-	-	-	0	0	0	-	-	-	0	0	0	43
44 Rheumatic fever (400-402)	-	-	-	0	0	0	-	-	-	0	0	0	44
45 Heart diseases (410-443)	18	6	12	272.7	240.0	292.7	62	27	35	296.7	259.6	333.3	45
46 Hypertension without mention of heart (444-447)	1	1	1	15.2	0	24.4	2	2	-	9.6	19.2	0	46
47 Influenza and pneumonia (480-483, 490-493)	4	1	3	60.6	40.0	73.2	8	1	7	38.3	9.6	66.7	47
48 Bronchitis (500-502)	1	-	1	15.2	0	24.4	-	-	-	0	0	0	48
49 Ulcer of stomach and duodenum (540-541)	-	-	-	0	0	0	-	-	-	0	0	0	49
50 Appendicitis (550-553)	-	-	-	0	0	0	-	-	-	0	0	0	50
51 Intestinal obstruction and hernia (560, 561, 570)	-	-	-	0	0	0	1	-	1	4.8	0	9.5	51
52 Gastritis, duodenitis, enteritis and colitis (except diarrhea of the newborn) (543, 571, 572)	1	1	-	15.2	40.0	0	-	-	-	0	0	0	52
53 Cirrhosis of liver (581)	1	1	-	15.2	40.0	0	-	-	-	0	0	0	53
54 Nephritis and nephrosis (590-594)	3	2	1	45.5	80.0	24.4	3	2	1	14.4	19.2	9.5	54
55 Hyperplasia of prostate (610)	1	-	1	15.2	0	24.4	-	-	-	0	0	0	55
56 Complications of pregnancy, childbirth and the puerperium (640-652, 670-689)	2	-	2	30.3	0	48.8	2	-	2	9.6	0	19.0	56
57 Congenital malformations (750-759)	1	-	1	15.2	0	24.4	-	-	-	0	0	0	57
58 Birth injuries, postnatal asphyxia and tetelasis (760-762)	-	-	-	0	0	0	3	1	2	14.4	9.6	19.0	58
59 Infection of the newborn (763-768)	2	1	1	30.3	40.0	24.4	1	-	1	4.8	0	9.5	59
60 Other diseases peculiar to early infancy, and immaturity unqualified (769-776)	-	-	-	0	0	0	-	-	-	0	0	0	60
61 Senility, without mention of psychosis (794)	-	-	-	0	0	0	-	-	-	0	0	0	61
62 Ill-defined and unknown causes (780-793, 795)	-	-	-	0	0	0	-	-	-	0	0	0	62
63 Motor vehicle accidents (E810-E835)	4	1	3	60.6	40.0	73.2	3	2	1	14.4	19.2	9.5	63
64 All other accidents (E800-E802, E840-E962)	4	1	3	60.6	40.0	73.2	5	4	1	23.9	38.5	9.5	64
65 Suicide (E963, E970, E979)	1	-	1	15.2	0	24.4	4	4	-	19.1	38.5	0	65
66 Homicide (E964, E980-E985)	2	-	2	30.3	0	48.8	2	-	2	9.6	0	19.0	66
67 All other diseases (residual)	6	-	6	90.9	0	146.3	17	6	11	81.3	57.7	104.8	67

TABLE XIII VITAL STATISTICS, BY COUNTY, BY RACE, GEORGIA, 1958

ITEM	Miller						Mitchell						
	Number			Rate or Ratio *			Number			Rate or Ratio *			
	Total	White	Non-White	Total	White	Non-White	Total	White	Non-White	Total	White	Non-White	
1 Estimated population	8,600	6,200	2,400				22,700	11,400	11,300				1
LIVE BIRTHS													
2 Total	146	88	58	17.0	14.2	24.2	560	190	370	24.7	16.7	32.7	2
3 Delivered in hospital	129	88	41	88.4%	100.0%	70.7%	437	187	250	78.0%	98.4%	67.6%	3
4 Delivered in home by physician	1	--	1	0.7%	0%	1.7%	1	--	1	0.2%	0%	0.3%	4
5 Delivered in home by midwife	16	--	16	11.0%	0%	27.6%	122	3	119	21.8%	1.6%	32.2%	5
6 Other deliveries	--	--	--	0%	0%	0%	--	--	--	0%	0%	0%	6
7 Immature births	14	5	9	9.5.9	56.8	155.2	50	14	36	89.3	73.7	97.3	7
8 Live births to un-wed mothers	17	2	15	116.4	22.7	258.6	96	8	88	171.4	42.1	237.8	8
FETAL DEATHS													
9 Total	6	2	4	41.1	22.7	69.0	24	6	18	42.9	31.6	48.6	9
10 Under 20 weeks gestation	--	--	--	0	0	0	7	1	6	12.5	5.3	16.2	10
11 20-27 weeks gestation	1	--	1	6.8	0	17.2	2	2	--	3.6	10.5	0	11
12 28 weeks and more	2	1	1	13.7	11.4	17.2	14	3	11	25.0	15.8	29.7	12
13 Unknown length of gestation	3	1	2	20.5	11.4	34.5	1	--	1	1.8	0	2.7	13
DEATHS													
14 Total, all ages	49	35	14	569.8	564.5	583.3	195	101	94	859.0	886.0	831.9	14
15 Under 1 year	6	3	3	41.1	34.1	51.7	21	2	19	37.5	10.5	51.4	15
16 Under 28 days	5	3	2	34.2	34.1	34.5	14	2	12	25.0	10.5	32.4	16
17 Deaths from immaturity	5	3	2	34.2	34.1	34.5	1	--	1	1.8	0	2.7	17
18 1-4 years **	--	--	--	--	--	--	5	1	4	--	--	--	18
19 Maternal deaths	--	--	--	0	0	0	--	--	--	0	0	0	19
CAUSE OF DEATH													
20 Tuberculosis, all forms (001-019)	--	--	--	0	0	0	2	1	1	8.8	8.8	8.8	20
21 Syphilis and its sequelae (020-029)	--	--	--	0	0	0	--	--	--	0	0	0	21
22 Typhoid fever (040)	--	--	--	0	0	0	--	--	--	0	0	0	22
23 Dysentery, all forms (045-048)	--	--	--	0	0	0	1	--	1	4.4	0	8.8	23
24 Scarlet fever (050)	--	--	--	0	0	0	--	--	--	0	0	0	24
25 Streptococcal sore throat (051)	--	--	--	0	0	0	--	--	--	0	0	0	25
26 Diphtheria (055)	--	--	--	0	0	0	--	--	--	0	0	0	26
27 Whooping cough (056)	--	--	--	0	0	0	--	--	--	0	0	0	27
28 Meningococcal infections (057)	--	--	--	0	0	0	--	--	--	0	0	0	28
29 Acute poliomyelitis (080)	--	--	--	0	0	0	--	--	--	0	0	0	29
30 Acute infectious encephalitis (082)	--	--	--	0	0	0	--	--	--	0	0	0	30
31 Smallpox (084)	--	--	--	0	0	0	--	--	--	0	0	0	31
32 Measles (085)	--	--	--	0	0	0	--	--	--	0	0	0	32
33 Typhus and other rickettsial diseases (100-103, 105-108)	--	--	--	0	0	0	--	--	--	0	0	0	33
34 Rocky Mountain spotted fever (104)	--	--	--	0	0	0	--	--	--	0	0	0	34
35 Malaria (110-117)	--	--	--	0	0	0	--	--	--	0	0	0	35
36 All other diseases classified as infective and parasitic (030-039, 041-044, 049, 052-054, 059-074, 081, 083, 086-096, 120-138)	--	--	--	0	0	0	--	--	--	0	0	0	36
37 Malignant neoplasms, including neoplasms of lymphatic and hematopoietic tissues (140-205)	5	4	1	58.1	64.5	41.7	24	15	9	105.7	131.6	79.6	37
38 Benign and unspecified neoplasms (210-239)	1	1	--	11.6	16.1	0	1	--	1	4.4	0	8.8	38
39 Diabetes mellitus (260)	--	--	--	0	0	0	1	1	--	4.4	8.8	0	39
40 Pellagra (281)	--	--	--	0	0	0	--	--	--	0	0	0	40
41 Anemias (290-293)	--	--	--	0	0	0	--	--	--	0	0	0	41
42 Vascular lesions affecting central nervous system (330-334)	9	7	2	104.7	112.9	83.3	30	15	15	132.2	131.6	132.7	42
43 Nonmeningococcal meningitis (340)	--	--	--	0	0	0	--	--	--	0	0	0	43
44 Rheumatic fever (400-402)	--	--	--	0	0	0	--	--	--	0	0	0	44
45 Heart diseases (410-443)	16	10	6	186.0	161.3	250.0	58	36	22	255.5	315.8	194.7	45
46 Hypertension without mention of heart (444-447)	--	--	--	0	0	0	2	--	2	8.8	0	17.7	46
47 Influenza and pneumonia (480-483, 490-493)	4	2	2	46.5	32.3	83.3	7	5	2	30.8	43.9	17.7	47
48 Bronchitis (500-502)	--	--	--	0	0	0	1	1	--	4.4	8.8	0	48
49 Ulcer of stomach and duodenum (540-541)	--	--	--	0	0	0	--	--	--	0	0	0	49
50 Appendicitis (550-553)	--	--	--	0	0	0	1	1	--	4.4	8.8	0	50
51 Intestinal obstruction and hernia (560, 561, 570)	--	--	--	0	0	0	2	2	--	8.8	17.5	0	51
52 Gastritis, duodenitis, enteritis and colitis (except diarrhea of the newborn) (543, 571, 572)	--	--	--	0	0	0	--	--	--	0	0	0	52
53 Cirrhosis of liver (581)	--	--	--	0	0	0	3	--	3	13.2	0	26.5	53
54 Nephritis and nephrosis (590-594)	--	--	--	0	0	0	4	1	3	17.6	8.8	26.5	54
55 Hyperplasia of prostate (610)	1	1	--	11.6	16.1	0	1	--	1	4.4	0	8.8	55
56 Complications of pregnancy, childbirth and the puerperium (640-652, 670-689)	--	--	--	0	0	0	--	--	--	0	0	0	56
57 Congenital malformations (750-759)	--	--	--	0	0	0	3	1	2	13.2	8.8	17.7	57
58 Birth injuries, postnatal asphyxia and atelectasis (760-762)	--	--	--	0	0	0	10	2	8	44.1	17.5	70.8	58
59 Infection of the newborn (763-768)	--	--	--	0	0	0	--	--	--	0	0	0	59
60 Other diseases peculiar to early infancy, and immaturity unqualified (769-776)	5	3	2	58.1	48.4	83.3	2	--	2	8.8	0	17.7	60
61 Senility, without mention of psychosis (794)	1	--	1	11.6	0	41.7	1	--	1	4.4	0	8.8	61
62 Ill-defined and unknown causes (780-793, 795)	--	--	--	0	0	0	4	1	3	17.6	8.8	26.5	62
63 Motor vehicle accidents (E810-E835)	1	1	--	11.6	16.1	0	8	3	5	35.2	26.3	44.2	63
64 All other accidents (E800-E802, E840-E962)	1	1	--	11.6	16.1	0	5	3	2	22.0	26.3	17.7	64
65 Suicide (E963, E970, E979)	--	--	--	0	0	0	1	1	--	4.4	8.8	0	65
66 Homicide (E964, E980-E985)	--	--	--	0	0	0	2	1	2	13.2	8.8	17.7	66
67 All other diseases (residual)	5	5	--	58.1	80.6	0	20	11	9	88.1	95.5	79.6	67

TABLE XIII VITAL STATISTICS, BY COUNTY, BY RACE, GEORGIA, 1958

67

ITEM	Monroe						Montgomery						
	Number			Rate or Ratio *			Number			Rate or Ratio *			
	Total	White	Non-White	Total	White	Non-White	Total	White	Non-White	Total	White	Non-White	
1 Estimated population	10,600	5,600	5,000				6,900	4,000	2,900				1
LIVE BIRTHS													
2 Total	239	85	154	22.5	15.2	30.8	14.3	5.8	8.5	20.7	14.5	29.3	2
3 Delivered in hospital	164	85	79	68.6%	100.0%	51.3%	6.3	5.1	1.2	44.1%	87.9%	14.1%	3
4 Delivered in home by physician	2	—	2	0.8%	0%	1.3%	9	7	2	6.3%	12.1%	2.4%	4
5 Delivered in home by midwife	73	—	73	30.5%	0%	47.4%	7.1	—	7.1	49.7%	0%	83.5%	5
6 Other deliveries	—	—	—	0%	0%	0%	—	—	—	0%	0%	0%	6
7 Immature births	25	6	19	104.6	70.6	123.4	1.1	5	6	76.9	86.2	70.6	7
8 Live births to un-wed mothers	42	3	39	175.7	35.2	253.2	2.1	—	2.1	146.9	0	247.1	8
FETAL DEATHS													
9 Total	18	2	16	75.3	23.5	103.9	3	1	2	21.0	17.2	23.5	9
10 Under 20 weeks gestation	6	2	4	25.1	23.5	26.0	—	—	—	0	0	0	10
11 20-27 weeks gestation	7	—	7	29.3	0	45.5	1	—	1	7.0	0	11.8	11
12 28 weeks and more	5	—	5	20.9	0	32.5	2	1	1	14.0	17.2	11.8	12
13 Unknown length of gestation	—	—	—	0	0	0	—	—	—	0	0	0	13
DEATHS													
14 Total, all ages	98	46	52	924.5	821.4	1040.0	62	41	21	898.6	1025.0	724.1	14
15 Under 1 year	4	1	3	16.7	11.8	19.5	5	3	2	35.0	51.7	23.5	15
16 Under 28 days	1	1	—	4.2	11.8	0	3	2	1	21.0	34.5	11.8	16
17 Deaths from immaturity	—	—	—	0	0	0	1	—	1	7.0	0	11.8	17
18 1-4 years **	1	1	—	—	—	—	1	1	—	—	—	—	18
19 Maternal deaths	—	—	—	0	0	0	—	—	—	0	0	0	19
CAUSE OF DEATH													
20 Tuberculosis, all forms (001-019)	1	1	—	9.4	17.9	0	1	1	—	14.5	25.0	0	20
21 Syphilis and its sequelae (020-029)	—	—	—	0	0	0	—	—	—	0	0	0	21
22 Typhoid fever (040)	—	—	—	0	0	0	—	—	—	0	0	0	22
23 Dysentery, all forms (045-048)	—	—	—	0	0	0	—	—	—	0	0	0	23
24 Scarlet fever (050)	—	—	—	0	0	0	—	—	—	0	0	0	24
25 Streptococcal sore throat (051)	—	—	—	0	0	0	—	—	—	0	0	0	25
26 Diphtheria (055)	1	—	1	9.4	0	20.0	—	—	—	0	0	0	26
27 Whooping cough (056)	—	—	—	0	0	0	—	—	—	0	0	0	27
28 Meningococcal infections (057)	—	—	—	0	0	0	—	—	—	0	0	0	28
29 Acute poliomyelitis (080)	—	—	—	0	0	0	—	—	—	0	0	0	29
30 Acute infectious encephalitis (082)	—	—	—	0	0	0	—	—	—	0	0	0	30
31 Smallpox (084)	—	—	—	0	0	0	—	—	—	0	0	0	31
32 Measles (085)	—	—	—	0	0	0	—	—	—	0	0	0	32
33 Typhus and other rickettsial diseases (100-103, 105-108)	—	—	—	0	0	0	—	—	—	0	0	0	33
34 Rocky Mountain spotted fever (104)	—	—	—	0	0	0	—	—	—	0	0	0	34
35 Malaria (110-117)	—	—	—	0	0	0	—	—	—	0	0	0	35
36 All other diseases classified as infective and parasitic (030-039, 041-044, 049, 052-054, 059-074, 081, 083, 086-096, 120-138)	—	—	—	0	0	0	—	—	—	0	0	0	36
37 Malignant neoplasms, including neoplasms of lymphatic and haematopoietic tissues (140-205)	11	8	3	103.8	142.9	60.0	6	3	3	87.0	75.0	103.4	37
38 Benign and unspecified neoplasms (210-239)	1	1	—	9.4	17.9	0	—	—	—	0	0	0	38
39 Diabetes mellitus (260)	3	2	1	28.3	17.9	40.0	—	—	—	0	0	0	39
40 Pellagra (281)	1	1	—	9.4	17.9	0	—	—	—	0	0	0	40
41 Anemias (290-293)	1	—	1	9.4	0	20.0	1	1	—	14.5	25.0	0	41
42 Vascular lesions affecting central nervous system (330-334)	20	6	14	188.7	107.1	280.0	15	10	5	217.4	250.0	172.4	42
43 Nonmeningococcal meningitis (340)	—	—	—	0	0	0	—	—	—	0	0	0	43
44 Rheumatic fever (400-402)	—	—	—	0	0	0	—	—	—	0	0	0	44
45 Heart diseases (410-443)	33	16	17	311.3	285.7	340.0	22	16	6	318.8	400.0	206.9	45
46 Hypertension without mention of heart (444-447)	2	1	1	18.9	17.9	20.0	2	1	1	29.0	25.0	34.5	46
47 Influenza and pneumonia (480-483, 490-493)	4	1	3	37.7	17.9	60.0	2	—	2	29.0	0	59.0	47
48 Bronchitis (500-502)	—	—	—	0	0	0	—	—	—	0	0	0	48
49 Ulcer of stomach and duodenum (540-541)	—	—	—	0	0	0	—	—	—	0	0	0	49
50 Appendicitis (550-553)	—	—	—	0	0	0	—	—	—	0	0	0	50
51 Intestinal obstruction and hernia (560, 561, 570)	—	—	—	0	0	0	—	—	—	0	0	0	51
52 Gastritis, duodenitis, enteritis and colitis (except diarrhea of the newborn) (543, 571, 572)	1	1	—	9.4	17.9	0	—	—	—	0	0	0	52
53 Cirrhosis of liver (581)	1	—	1	9.4	17.9	0	—	—	—	0	0	0	53
54 Nephritis and nephrosis (590-594)	3	1	2	28.3	17.9	40.0	2	1	1	29.0	25.0	34.5	54
55 Hyperplasia of prostate (610)	—	—	—	0	0	0	—	—	—	0	0	0	55
56 Complications of pregnancy, childbirth and the puerperium (640-652, 670-689)	—	—	—	0	0	0	—	—	—	0	0	0	56
57 Congenital malformations (750-759)	1	1	—	9.4	17.9	0	2	2	—	29.0	50.0	0	57
58 Birth injuries, postnatal asphyxia and electolysis (760-762)	—	—	—	0	0	0	1	1	—	14.5	25.0	0	58
59 Infection of the newborn (763-768)	—	—	—	0	0	0	—	—	—	0	0	0	59
60 Other diseases peculiar to early infancy, and immaturity unqualified (769-776)	—	—	—	0	0	0	1	—	1	14.5	0	34.5	60
61 Senility, without mention of psychosis (794)	—	—	—	0	0	0	—	—	—	0	0	0	61
62 Ill-defined and unknown causes (780-793, 795)	2	1	1	18.9	17.9	20.0	2	1	1	29.0	25.0	34.5	62
63 Motor vehicle accidents (E810-E835)	2	—	2	18.9	0	40.0	2	—	2	29.0	50.0	0	63
64 All other accidents (E800-E802, E840-E962)	2	2	—	18.9	35.7	0	1	—	1	14.5	0	34.5	64
65 Suicide (E963, E970, E979)	—	—	—	0	0	0	—	—	—	0	0	0	65
66 Homicide (E964, E980-E985)	1	—	1	9.4	0	20.0	—	—	—	0	0	0	66
67 All other diseases (residual)	7	3	4	66.0	53.6	80.0	2	2	—	29.0	50.0	0	67

TABLE XIII VITAL STATISTICS, BY COUNTY, BY RACE, GEORGIA, 1958

ITEM	Morgan						Murray						
	Number			Rate or Ratio *			Number			Rate or Ratio *			
	Total	White	Non-White	Total	White	Non-White	Total	White	Non-White	Total	White	Non-White	
1 Estimated population	11,600	5,600	6,000				10,600	10,500	100				1
LIVE BIRTHS													
2 Total	249	95	154	21.5	17.0	25.7	212	211	1	20.0	20.1	10.0	2
3 Delivered in hospital	115	89	26	46.2%	93.7%	16.9%	207	206	1	97.6%	97.6%	100.0%	3
4 Delivered in home by physician	10	2	8	4.0%	2.1%	5.2%	3	3	-	1.4%	1.4%	0%	4
5 Delivered in home by midwife	124	4	120	49.8%	4.2%	77.9%	2	2	-	0.9%	0.9%	0%	5
6 Other deliveries	-	-	-	0%	0%	0%	-	-	-	0%	0%	0%	6
7 Immature births	12	5	7	48.2	52.6	45.5	11	11	-	51.9	52.1	0	7
8 Live births to un-wed mothers	43	-	43	172.7	0	279.2	1	1	-	4.7	4.7	0	8
FETAL DEATHS													
9 Total	7	5	2	28.1	52.6	13.0	4	3	1	18.9	14.2	1000.0	9
10 Under 20 weeks gestation	3	3	-	12.0	31.6	0	-	-	-	0	0	0	10
11 20-27 weeks gestation	1	1	-	4.0	10.5	0	1	1	-	4.7	4.7	0	11
12 28 weeks and more	3	1	2	12.0	10.5	13.0	2	1	1	9.4	4.7	1000.0	12
13 Unknown length of gestation	-	-	-	0	0	0	1	1	-	4.7	4.7	0	13
DEATHS													
14 Total, all ages	100	42	58	862.1	750.0	966.7	66	66	-	622.6	628.6	0	14
15 Under 1 year	8	3	5	32.1	31.6	32.5	1	1	-	4.7	4.7	0	15
16 Under 28 days	3	1	2	12.0	10.5	13.0	-	-	-	0	0	0	16
17 Deaths from immaturity	1	1	-	4.0	10.5	0	-	-	-	0	0	0	17
18 1-4 years **	2	1	1	-	-	-	1	1	-	-	-	0	18
19 Maternal deaths	-	-	-	0	0	0	-	-	-	0	0	0	19
CAUSE OF DEATH													
20 Tuberculosis, all forms (001-019)	1	-	1	8.6	0	16.7	-	-	-	0	0	0	20
21 Syphilis and its sequelae (020-029)	1	1	-	8.6	17.9	0	-	-	-	0	0	0	21
22 Typhoid fever (040)	-	-	-	0	0	0	-	-	-	0	0	0	22
23 Dysentery, all forms (045-048)	-	-	-	0	0	0	-	-	-	0	0	0	23
24 Scarlet fever (050)	-	-	-	0	0	0	-	-	-	0	0	0	24
25 Streptococcal sore throat (051)	-	-	-	0	0	0	-	-	-	0	0	0	25
26 Diphtheria (055)	-	-	-	0	0	0	-	-	-	0	0	0	26
27 Whooping cough (056)	-	-	-	0	0	0	-	-	-	0	0	0	27
28 Meningococcal infections (057)	-	-	-	0	0	0	-	-	-	0	0	0	28
29 Acute poliomyelitis (080)	-	-	-	0	0	0	-	-	-	0	0	0	29
30 Acute infectious encephalitis (082)	-	-	-	0	0	0	-	-	-	0	0	0	30
31 Smallpox (084)	-	-	-	0	0	0	-	-	-	0	0	0	31
32 Measles (085)	-	-	-	0	0	0	-	-	-	0	0	0	32
33 Typhus and other rickettsial diseases (100-103, 105-108)	-	-	-	0	0	0	-	-	-	0	0	0	33
34 Rocky Mountain spotted fever (104)	-	-	-	0	0	0	-	-	-	0	0	0	34
35 Malaria (110-117)	-	-	-	0	0	0	-	-	-	0	0	0	35
36 All other diseases classified as infective and parasitic (030-039, 041-044, 049, 052-054, 059-074, 081, 083, 086-096, 120-138)	1	-	1	8.6	0	16.7	-	-	-	0	0	0	36
37 Malignant neoplasms, including neoplasms of lymphatic and haematopoietic tissues (140-205)	13	7	6	112.1	125.0	100.0	14	14	-	132.1	133.3	0	37
38 Benign and unspecified neoplasms (210-239)	1	-	1	8.6	0	16.7	-	-	-	0	0	0	38
39 Diabetes mellitus (260)	1	1	-	8.6	0	16.7	3	3	-	28.3	28.6	0	39
40 Pellagra (281)	-	-	-	0	0	0	-	-	-	0	0	0	40
41 Anemias (290-293)	-	-	-	0	0	0	-	-	-	0	0	0	41
42 Vascular lesions affecting central nervous system (330-334)	17	6	11	146.6	107.1	183.3	12	12	-	113.2	114.3	0	42
43 Nonmeningococcal meningitis (340)	-	-	-	0	0	0	-	-	-	0	0	0	43
44 Rheumatic fever (400-402)	-	-	-	0	0	0	-	-	-	0	0	0	44
45 Heart diseases (410-443)	32	13	19	275.9	232.1	316.7	17	17	-	160.4	161.9	0	45
46 Hypertension without mention of heart (444-447)	1	1	-	8.6	17.9	0	2	2	-	18.9	19.0	0	46
47 Influenza and pneumonia (480-483, 490-493)	8	3	5	69.0	53.6	83.3	5	5	-	47.2	47.6	0	47
48 Bronchitis (500-502)	-	-	-	0	0	0	-	-	-	0	0	0	48
49 Ulcer of stomach and duodenum (540-541)	1	-	1	8.6	0	16.7	-	-	-	0	0	0	49
50 Appendicitis (550-553)	-	-	-	0	0	0	-	-	-	0	0	0	50
51 Intestinal obstruction and hernia (560, 561, 570)	-	-	-	0	0	0	-	-	-	0	0	0	51
52 Gastritis, duodenitis, enteritis and colitis (except diarrhea of the newborn) (543, 571, 572)	1	1	1	8.6	17.9	16.7	1	1	-	9.4	9.5	0	52
53 Cirrhosis of liver (581)	1	1	-	8.6	0	0	-	-	-	0	0	0	53
54 Nephritis and nephrosis (590-594)	1	-	1	8.6	0	16.7	1	1	-	9.4	9.5	0	54
55 Hyperplasia of prostate (610)	-	-	-	0	0	0	2	2	-	18.9	19.0	0	55
56 Complications of pregnancy, childbirth and the puerperium (640-652, 670-689)	-	-	-	0	0	0	-	-	-	0	0	0	56
57 Congenital malformations (750-759)	2	2	-	17.2	35.7	0	-	-	-	0	0	0	57
58 Birth injuries, postnatal asphyxia and atelectasis (760-762)	1	-	1	8.6	0	16.7	-	-	-	0	0	0	58
59 Infection of the newborn (763-768)	1	-	1	8.6	0	16.7	-	-	-	0	0	0	59
60 Other diseases peculiar to early infancy, and immaturity unqualified (769-776)	2	1	1	17.2	17.9	16.7	-	-	-	0	0	0	60
61 Senility, without mention of psychosis (794)	-	-	-	0	0	0	-	-	-	0	0	0	61
62 Ill-defined and unknown causes (780-793, 795)	-	-	-	0	0	0	-	-	-	0	0	0	62
63 Motor vehicle accidents (E810-E835)	2	1	1	17.2	17.9	16.7	5	5	-	47.2	47.6	0	63
64 All other accidents (E800-E802, E840-E962)	6	3	3	51.7	53.6	50.0	1	1	-	9.4	9.5	0	64
65 Suicide (E963, E970, E979)	-	-	-	0	0	0	-	-	-	0	0	0	65
66 Homicide (E964, E980-E985)	2	1	1	17.2	17.9	16.7	-	-	-	0	0	0	66
67 All other diseases (residual)	4	2	2	34.5	35.7	33.3	3	3	-	28.3	28.6	0	67

TABLE XIII VITAL STATISTICS, BY COUNTY, BY RACE, GEORGIA, 1958

ITEM	Muscookee						Newton						
	Number			Rate or Ratio *			Number			Rate or Ratio *			
	Total	White	Non-White	Total	White	Non-White	Total	White	Non-White	Total	White	Non-White	
1 Estimated population	144,100	109,900	34,200				21,600	14,400	7,200				1
LIVE BIRTHS													
2 Total	4,826	3,625	1,201	33.5	33.0	35.1	489	265	224	22.6	18.4	31.1	2
3 Delivered in hospital	4,741	3,614	1,127	98.2%	99.7%	93.8%	398	261	137	81.4%	98.5%	61.2%	3
4 Delivered in home by physician	49	11	38	1.0%	0.3%	3.2%	12	2	10	2.5%	0.8%	4.5%	4
5 Delivered in home by midwife	34	-	34	0.7%	0%	2.8%	79	2	77	16.2%	0.8%	34.4%	5
6 Other deliveries	2	-	2	0.0%	0%	0.2%	-	-	-	0%	0%	0%	6
7 Immature births	394	239	155	81.6	65.9	129.1	56	27	29	114.5	101.9	129.5	7
8 Live births to un-wed mothers	309	56	253	64.0	15.4	210.7	49	5	44	100.2	18.9	196.4	8
FETAL DEATHS													
9 Total	111	69	42	23.0	19.0	35.0	16	6	10	32.7	22.6	44.6	9
10 Under 20 weeks gestation	34	28	6	7.0	7.7	5.0	2	2	2	4.1	7.5	0	10
11 20-27 weeks gestation	22	12	10	4.6	3.3	8.3	4	2	2	8.2	7.5	8.0	11
12 28 weeks and more	46	24	22	9.5	6.6	18.3	10	2	8	20.4	7.5	35.7	12
13 Unknown length of gestation	9	5	4	1.9	1.4	3.3	-	-	-	0	0	0	13
DEATHS													
14 Total, all ages	1,027	673	354	712.7	612.4	1035.1	214	125	89	990.7	868.1	1236.1	14
15 Under 1 year	121	88	33	25.1	24.3	27.5	26	8	18	53.2	30.2	80.4	15
16 Under 28 days	95	69	26	19.7	19.0	21.6	18	7	11	36.8	26.4	49.1	16
17 Deaths from immaturity	31	21	10	6.4	5.8	8.3	6	1	5	12.3	3.8	22.3	17
18 1-4 years **	12	10	2	2.1	2.1	2.1	4	2	2	10.2	13.9	13.9	18
19 Maternal deaths	1	-	1	2.1	0	8.3	1	1	-	20.4	37.7	0	19
CAUSE OF DEATH													
20 Tuberculosis, all forms (001-019)	11	8	3	7.6	7.3	8.8	2	-	2	9.3	0	27.8	20
21 Syphilis and its sequelae (020-029)	6	1	5	4.2	0.9	14.6	-	-	-	0	0	0	21
22 Typhoid fever (040)	-	-	-	0	0	0	-	-	-	0	0	0	22
23 Dysentery, all forms (045-048)	-	-	-	0	0	0	-	-	-	0	0	0	23
24 Scarlet fever (050)	-	-	-	0	0	0	-	-	-	0	0	0	24
25 Streptococcal sore throat (051)	-	-	-	0	0	0	-	-	-	0	0	0	25
26 Diphtheria (055)	-	-	-	0	0	0	-	-	-	0	0	0	26
27 Whooping cough (056)	-	-	-	0	0	0	-	-	-	0	0	0	27
28 Meningococcal infections (057)	-	-	-	0	0	0	-	-	-	0	0	0	28
29 Acute poliomyelitis (080)	-	-	-	0	0	0	-	-	-	0	0	0	29
30 Acute infectious encephalitis (082)	-	-	-	0	0	0	-	-	-	0	0	0	30
31 Smallpox (084)	-	-	-	0	0	0	-	-	-	0	0	0	31
32 Measles (085)	-	-	-	0	0	0	-	-	-	0	0	0	32
33 Typhus and other rickettsial diseases (100-103, 105-108)	-	-	-	0	0	0	-	-	-	0	0	0	33
34 Rocky Mountain spotted fever (104)	-	-	-	0	0	0	-	-	-	0	0	0	34
35 Malaria (110-117)	-	-	-	0	0	0	-	-	-	0	0	0	35
36 All other diseases classified as infective and parasitic (030-039, 041-044, 049, 052-054, 059-074, 081, 083, 086-096, 120-138)	4	2	2	2.8	1.8	5.8	1	1	-	4.6	6.9	0	36
37 Malignant neoplasms, including neoplasms of lymphatic and haematopoietic tissues (140-205)	106	65	41	73.6	59.1	119.9	20	15	5	92.6	104.2	69.4	37
38 Benign and unspecified neoplasms (210-239)	2	1	1	1.4	0.9	2.9	-	-	-	0	0	0	38
39 Diabetes mellitus (260)	24	19	5	16.7	17.3	14.6	2	1	1	9.3	6.9	13.9	39
40 Pellagra (281)	-	-	-	0	0	0	-	-	-	0	0	0	40
41 Anemias (290-293)	1	-	1	0.7	0	2.9	-	-	-	0	0	0	41
42 Vascular lesions affecting central nervous system (330-334)	131	74	57	90.9	67.3	166.7	38	17	21	175.9	118.1	291.7	42
43 Nonmeningococcal meningitis (340)	3	2	1	2.1	1.8	2.9	-	-	-	0	0	0	43
44 Rheumatic fever (400-402)	-	-	-	0	0	0	-	-	-	0	0	0	44
45 Heart diseases (410-443)	327	216	111	226.9	196.6	324.6	62	41	21	287.0	284.7	291.7	45
46 Hypertension without mention of heart (444-447)	11	6	5	7.6	5.5	14.6	2	2	2	9.3	0	27.8	46
47 Influenza and pneumonia (480-483, 490-493)	48	34	14	33.3	30.9	40.9	10	5	5	46.3	34.7	69.4	47
48 Bronchitis (500-502)	2	2	-	1.4	1.8	0	1	1	-	4.6	6.9	0	48
49 Ulcer of stomach and duodenum (540-541)	7	5	2	4.9	4.5	5.8	2	1	1	9.3	6.9	13.9	49
50 Appendicitis (550-553)	2	2	-	1.4	1.8	0	-	-	-	0	0	0	50
51 Intestinal obstruction and hernia (560, 561, 570)	5	2	3	3.5	1.8	8.8	-	-	-	0	0	0	51
52 Gastritis, duodenitis, enteritis and colitis (except diarrhea of the newborn) (543, 571, 572)	6	3	3	4.2	2.7	8.8	2	1	2	9.3	0	27.8	52
53 Cirrhosis of liver (581)	8	7	1	5.6	6.4	2.9	1	1	1	4.6	6.9	0	53
54 Nephritis and nephrosis (590-594)	17	8	9	11.8	7.3	26.3	1	1	1	4.6	6.9	0	54
55 Hyperplasia of prostate (610)	-	-	-	0	0	0	2	1	1	9.3	6.9	13.9	55
56 Complications of pregnancy, childbirth and the puerperium (640-652, 670-689)	1	-	1	0.7	0	2.9	1	1	-	4.6	6.9	0	56
57 Congenital malformations (750-759)	34	31	3	23.6	28.2	8.8	2	1	1	9.3	6.9	13.9	57
58 Birth injuries, postnatal asphyxia and atelectasis (760-762)	26	18	8	18.0	16.4	23.4	9	5	4	41.7	34.7	55.6	58
59 Infection of the newborn (763-768)	11	7	4	7.6	6.4	11.7	1	-	1	4.6	0	13.9	59
60 Other diseases peculiar to early infancy, and immaturity unqualified (769-776)	39	28	11	27.1	25.5	32.2	9	2	7	41.7	13.9	97.2	60
61 Senility, without mention of psychosis (794)	-	-	-	0	0	0	-	-	-	0	0	0	61
62 Ill-defined and unknown causes (780-793, 795)	1	-	1	0.7	0	2.9	1	1	-	4.6	6.9	0	62
63 Motor vehicle accidents (E810-E835)	36	28	8	25.0	25.5	23.4	4	3	1	18.5	20.8	13.9	63
64 All other accidents (E800-E802, E840-E962)	45	26	19	31.2	23.7	55.6	9	8	1	41.7	55.6	13.9	64
65 Suicide (E963, E970, E979)	14	13	1	9.7	11.8	2.9	5	4	1	23.1	27.8	13.9	65
66 Homicide (E964, E980-E985)	13	2	11	9.0	1.8	32.2	3	-	3	13.9	0	41.7	66
67 All other diseases (residual)	86	63	23	59.7	57.3	67.3	24	15	9	111.1	104.2	125.0	67

TABLE XIII VITAL STATISTICS, BY COUNTY, BY RACE, GEORGIA, 1958

ITEM	Oconee						Oglethorpe						
	Number			Rate or Ratio *			Number			Rate or Ratio *			
	Total	White	Non-White	Total	White	Non-White	Total	White	Non-White	Total	White	Non-White	
1 Estimated population	6,800	5,200	1,600				8,600	4,800	3,800				1
LIVE BIRTHS													
2 Total	143	97	46	21.0	18.7	28.8	190	77	113	22.1	16.0	29.7	2
3 Delivered in hospital	126	95	31	88.1%	97.9%	67.4%	122	76	46	64.2%	98.7%	40.7%	3
4 Delivered in home by physician	1	-	1	0.7%	0%	2.2%	2	1	1	1.1%	1.3%	0.9%	4
5 Delivered in home by midwife	16	2	14	11.2%	2.1%	30.4%	66	-	66	34.7%	0%	58.4%	5
6 Other deliveries	-	-	-	0%	0%	0%	-	-	-	0%	0%	0%	6
7 Immature births	10	8	2	69.9	82.5	43.5	16	4	12	84.2	51.9	106.2	7
8 Live births to un-wed mothers	19	4	15	132.9	41.2	326.1	38	3	35	200.0	39.0	309.7	8
FETAL DEATHS													
9 Total	6	3	3	42.0	30.9	65.2	3	-	3	15.8	0	26.5	9
10 Under 20 weeks gestation	2	2	-	14.0	20.6	0	-	-	-	0	0	0	10
11 20-27 weeks gestation	1	1	-	7.0	10.3	0	1	-	1	5.3	0	8.8	11
12 28 weeks and more	2	-	2	14.0	0	43.5	2	-	2	10.5	0	17.7	12
13 Unknown length of gestation	1	-	1	7.0	0	21.7	-	-	-	0	0	0	13
DEATHS													
14 Total, all ages	57	46	11	838.2	884.6	687.5	68	34	34	790.7	708.3	894.7	14
15 Under 1 year	6	4	2	42.0	41.2	43.5	9	9	9	47.4	0	79.6	15
16 Under 28 days	2	2	-	14.0	20.6	0	4	-	4	21.1	0	35.4	16
17 Deaths from immaturity	-	-	-	0	0	0	-	-	-	0	0	0	17
18 1-4 years **	1	1	-	0	0	0	2	1	1	0	0	0	18
19 Maternal deaths	-	-	-	0	0	0	-	-	-	0	0	0	19
CAUSE OF DEATH													
20 Tuberculosis, all forms (001-019)	1	1	-	14.7	19.2	0	-	-	-	0	0	0	20
21 Syphilis and its sequelae (020-029)	-	-	-	0	0	0	-	-	-	0	0	0	21
22 Typhoid fever (040)	-	-	-	0	0	0	-	-	-	0	0	0	22
23 Dysentery, all forms (045-048)	-	-	-	0	0	0	1	-	1	11.6	0	26.3	23
24 Scarlet fever (050)	-	-	-	0	0	0	-	-	-	0	0	0	24
25 Streptococcal sore throat (051)	-	-	-	0	0	0	-	-	-	0	0	0	25
26 Diphtheria (055)	-	-	-	0	0	0	-	-	-	0	0	0	26
27 Whooping cough (056)	-	-	-	0	0	0	-	-	-	0	0	0	27
28 Meningococcal infections (057)	2	2	-	29.4	38.5	0	-	-	-	0	0	0	28
29 Acute poliomyelitis (080)	-	-	-	0	0	0	-	-	-	0	0	0	29
30 Acute infectious encephalitis (082)	-	-	-	0	0	0	-	-	-	0	0	0	30
31 Smallpox (084)	-	-	-	0	0	0	-	-	-	0	0	0	31
32 Measles (085)	1	1	-	14.7	19.2	0	-	-	-	0	0	0	32
33 Typhus and other rickettsial diseases (100-103, 105-108)	-	-	-	0	0	0	-	-	-	0	0	0	33
34 Rocky Mountain spotted fever (104)	-	-	-	0	0	0	-	-	-	0	0	0	34
35 Malaria (110-117)	-	-	-	0	0	0	-	-	-	0	0	0	35
36 All other diseases classified as infective and parasitic (030-039, 041-044, 049, 052-054, 059-074, 081, 083, 086-096, 120-138)	-	-	-	0	0	0	1	-	1	11.6	0	26.3	36
37 Malignant neoplasms, including neoplasms of lymphatic and haematopoietic tissues (140-205)	7	6	1	102.9	115.4	62.5	13	9	4	151.2	187.5	105.3	37
38 Benign and unspecified neoplasms (210-239)	1	-	1	14.7	0	62.5	-	-	-	0	0	0	38
39 Diabetes mellitus (260)	-	-	-	0	0	0	1	1	-	11.6	20.8	0	39
40 Pellagra (281)	-	-	-	0	0	0	-	-	-	0	0	0	40
41 Anemias (290-293)	-	-	-	0	0	0	-	-	-	0	0	0	41
42 Vascular lesions affecting central nervous system (330-334)	11	7	4	161.8	134.6	250.0	11	4	7	127.9	83.3	184.2	42
43 Nonmeningococcal meningitis (340)	-	-	-	0	0	0	-	-	-	0	0	0	43
44 Rheumatic fever (400-402)	-	-	-	0	0	0	-	-	-	0	0	0	44
45 Heart diseases (410-443)	13	13	-	191.2	250.0	0	17	10	7	197.7	208.3	184.2	45
46 Hypertension without mention of heart (444-447)	2	1	1	29.4	19.2	62.5	2	2	-	23.3	41.7	0	46
47 Influenza and pneumonia (480-483, 490-493)	2	2	-	29.4	38.5	0	1	1	-	11.6	20.8	0	47
48 Bronchitis (500-502)	-	-	-	0	0	0	-	-	-	0	0	0	48
49 Ulcer of stomach and duodenum (540-541)	-	-	-	0	0	0	-	-	-	0	0	0	49
50 Appendicitis (550-553)	-	-	-	0	0	0	-	-	-	0	0	0	50
51 Intestinal obstruction and hernia (560, 561, 570)	-	-	-	0	0	0	1	1	-	11.6	20.8	0	51
52 Gastritis, duodenitis, enteritis and colitis (except diarrhea of the newborn) (543, 571, 572)	-	-	-	0	0	0	-	-	-	0	0	0	52
53 Cirrhosis of liver (581)	2	2	-	29.4	38.5	0	1	-	1	11.6	0	26.3	53
54 Nephritis and nephrosis (590-594)	2	1	1	29.4	19.2	62.5	1	1	-	11.6	20.8	0	54
55 Hyperplasia of prostate (610)	-	-	-	0	0	0	2	1	1	23.3	20.8	26.3	55
56 Complications of pregnancy, childbirth and the puerperium (640-652, 670-689)	-	-	-	0	0	0	-	-	-	0	0	0	56
57 Congenital malformations (750-759)	-	-	-	0	0	0	-	-	-	0	0	0	57
58 Birth injuries, postnatal asphyxia and atelectasis (760-762)	2	2	-	29.4	38.5	0	3	-	3	34.9	0	78.9	58
59 Infection of the newborn (763-768)	-	-	-	0	0	0	-	-	-	0	0	0	59
60 Other diseases peculiar to early infancy, and immaturity unqualified (769-776)	-	-	-	0	0	0	-	-	-	0	0	0	60
61 Senility, without mention of psychosis (794)	-	-	-	0	0	0	-	-	-	0	0	0	61
62 Ill-defined and unknown causes (780-793, 795)	-	-	-	0	0	0	2	-	2	23.3	0	52.6	62
63 Motor vehicle accidents (E810-E835)	3	3	-	44.1	57.7	0	1	-	1	11.6	0	26.3	63
64 All other accidents (E800-E802, E840-E962)	5	2	3	73.5	38.5	187.5	3	-	3	34.9	0	78.9	64
65 Suicide (E963, E970, E979)	2	2	-	29.4	38.5	0	2	2	-	23.3	41.7	0	65
66 Homicide (E964, E980-E985)	-	-	-	0	0	0	2	-	2	23.3	0	52.6	66
67 All other diseases (residual)	1	1	-	14.7	19.2	0	3	2	1	34.9	41.7	26.3	67

TABLE XIII VITAL STATISTICS, BY COUNTY, BY RACE, GEORGIA, 1958

ITEM	Paulding						Peach						
	Number			Rate or Ratio *			Number			Rate or Ratio *			
	Total	White	Non-White	Total	White	Non-White	Total	White	Non-White	Total	White	Non-White	
1 Estimated population	11,400	10,100	1,300				12,900	4,900	8,000				1
LIVE BIRTHS													
2 Total	291	255	36	25.5	25.7	27.7	369	130	239	28.6	26.5	29.9	2
3 Delivered in hospital	290	255	35	99.7%	100.0%	97.2%	263	128	135	71.3%	98.5%	56.5%	3
4 Delivered in home by physician	1	-	1	0.3%	0%	2.8%	14	2	12	3.8%	1.5%	5.0%	4
5 Delivered in home by midwife	-	-	-	0%	0%	0%	92	-	92	24.9%	0%	38.5%	5
6 Other deliveries	-	-	-	0%	0%	0%	-	-	-	0%	0%	0%	6
7 Immature births	24	17	7	82.5	66.7	194.4	29	6	23	78.6	46.2	96.2	7
8 Live births to un-wed mothers	11	6	5	37.8	23.5	138.9	56	1	55	151.8	7.7	230.1	8
FETAL DEATHS													
9 Total	13	13	-	44.7	51.0	0	5	-	5	13.6	0	20.9	9
10 Under 20 weeks gestation	2	2	-	6.9	7.8	0	2	-	2	5.4	0	8.4	10
11 20-27 weeks gestation	1	1	-	3.4	3.9	0	-	-	-	0	0	0	11
12 28 weeks and more	8	8	-	27.5	31.4	0	3	-	3	8.1	0	12.6	12
13 Unknown length of gestation	2	2	-	6.9	7.8	0	-	-	-	0	0	0	13
DEATHS													
14 Total, all ages	107	96	11	938.6	950.5	846.2	121	46	75	938.0	938.8	937.5	14
15 Under 1 year	4	1	3	13.7	3.9	83.3	11	1	10	29.8	7.7	41.8	15
16 Under 28 days	1	-	1	3.4	0	27.8	5	1	4	13.6	7.7	16.7	16
17 Deaths from immaturity	1	-	1	3.4	0	27.8	2	-	2	5.4	0	8.4	17
18 1-4 years **	-	-	-	-	-	-	4	2	2	-	-	-	18
19 Maternal deaths	-	-	-	0	0	0	-	-	-	0	0	0	19
CAUSE OF DEATH													
20 Tuberculosis, all forms (001-019)	-	-	-	0	0	0	-	-	-	0	0	0	20
21 Syphilis and its sequelae (020-029)	-	-	-	0	0	0	2	1	1	15.5	20.4	12.5	21
22 Typhoid fever (040)	-	-	-	0	0	0	-	-	-	0	0	0	22
23 Dysentery, all forms (045-048)	-	-	-	0	0	0	-	-	-	0	0	0	23
24 Scarlet fever (050)	-	-	-	0	0	0	-	-	-	0	0	0	24
25 Streptococcal sore throat (051)	-	-	-	0	0	0	-	-	-	0	0	0	25
26 Diphtheria (055)	-	-	-	0	0	0	-	-	-	0	0	0	26
27 Whooping cough (056)	-	-	-	0	0	0	-	-	-	0	0	0	27
28 Meningococcal infections (057)	-	-	-	0	0	0	-	-	-	0	0	0	28
29 Acute poliomyelitis (080)	-	-	-	0	0	0	-	-	-	0	0	0	29
30 Acute infectious encephalitis (082)	-	-	-	0	0	0	-	-	-	0	0	0	30
31 Smallpox (084)	-	-	-	0	0	0	-	-	-	0	0	0	31
32 Measles (085)	-	-	-	0	0	0	-	-	-	0	0	0	32
33 Typhus and other rickettsial diseases (100-103, 105-108)	-	-	-	0	0	0	-	-	-	0	0	0	33
34 Rocky Mountain spotted fever (104)	-	-	-	0	0	0	-	-	-	0	0	0	34
35 Malaria (110-117)	-	-	-	0	0	0	-	-	-	0	0	0	35
36 All other diseases classified as infective and parasitic (030-039, 041-044, 049, 052-054, 059-074, 081, 083, 086-096, 120-138)	1	1	-	8.8	9.9	0	-	-	-	0	0	0	36
37 Malignant neoplasms, including neoplasms of lymphatic and hematopoietic tissues (140-205)	16	15	1	140.4	148.5	76.9	10	7	3	77.5	142.9	37.5	37
38 Benign and unspecified neoplasms (210-239)	-	-	-	0	0	0	-	-	-	0	0	0	38
39 Diabetes mellitus (260)	2	2	-	17.5	19.8	0	2	2	2	15.5	0	25.0	39
40 Pellagra (281)	-	-	-	0	0	0	-	-	-	0	0	0	40
41 Anemias (290-293)	-	-	-	0	0	0	-	-	-	0	0	0	41
42 Vascular lesions affecting central nervous system (330-334)	24	21	3	210.5	207.9	230.8	13	4	9	100.8	81.6	112.5	42
43 Nonmeningococcal meningitis (340)	-	-	-	0	0	0	1	-	1	7.8	0	12.5	43
44 Rheumatic fever (400-402)	-	-	-	0	0	0	-	-	-	0	0	0	44
45 Heart diseases (410-443)	29	27	2	254.4	267.3	153.8	57	24	33	441.9	489.8	412.5	45
46 Hypertension without mention of heart (444-447)	-	-	-	0	0	0	-	-	-	0	0	0	46
47 Influenza and pneumonia (480-483, 490-493)	8	8	-	70.2	79.2	0	5	1	4	38.8	20.4	50.0	47
48 Bronchitis (500-502)	-	-	-	0	0	0	1	-	1	7.8	0	12.5	48
49 Ulcer of stomach and duodenum (540-541)	-	-	-	0	0	0	1	-	1	7.8	0	12.5	49
50 Appendicitis (550-553)	-	-	-	0	0	0	-	-	-	0	0	0	50
51 Intestinal obstruction and hernia (560, 561, 570)	1	-	1	8.8	0	76.9	-	-	-	0	0	0	51
52 Gastritis, duodenitis, enteritis and colitis (except diarrhea of the newborn) (543, 571, 572)	-	-	-	0	0	0	2	-	2	15.5	0	25.0	52
53 Cirrhosis of liver (581)	1	1	-	8.8	9.9	0	-	-	-	0	0	0	53
54 Nephritis and nephrosis (590-594)	3	3	-	26.3	29.7	0	2	-	2	15.5	0	25.0	54
55 Hyperplasia of prostate (610)	-	-	-	0	0	0	-	-	-	0	0	0	55
56 Complications of pregnancy, childbirth and the puerperium (640-652, 670-689)	-	-	-	0	0	0	-	-	-	0	0	0	56
57 Congenital malformations (750-759)	-	-	-	0	0	0	1	1	-	7.8	20.4	0	57
58 Birth injuries, postnatal asphyxia and atelectasis (760-762)	1	-	1	8.8	0	76.9	1	-	1	7.8	0	12.5	58
59 Infection of the newborn (763-768)	-	-	-	0	0	0	-	-	-	0	0	0	59
60 Other diseases peculiar to early infancy, and immaturity unqualified (769-776)	1	-	1	8.8	0	76.9	2	-	2	15.5	0	25.0	60
61 Senility, without mention of psychosis (794)	-	-	-	0	0	0	-	-	-	0	0	0	61
62 Ill-defined and unknown causes (780-793, 795)	-	-	-	0	0	0	2	-	2	15.5	0	25.0	62
63 Motor vehicle accidents (E810-E835)	7	7	-	61.4	69.3	0	2	1	1	15.5	20.4	12.5	63
64 All other accidents (E800-E802, E840-E962)	6	5	1	52.6	49.5	76.9	4	1	3	31.0	20.4	37.5	64
65 Suicide (E963, E970, E979)	-	-	-	0	0	0	4	2	2	31.0	40.8	25.0	65
66 Homicide (E964, E980-E985)	1	-	1	8.8	0	76.9	4	2	2	31.0	40.8	25.0	66
67 All other diseases (residual)	6	6	-	52.6	59.4	0	5	2	3	38.8	40.8	37.5	67

TABLE XIII VITAL STATISTICS, BY COUNTY, BY RACE, GEORGIA, 1958

ITEM	Pickens						Pierce					
	Number			Rate or Ratio *			Number			Rate or Ratio *		
	Total	White	Non-White	Total	White	Non-White	Total	White	Non-White	Total	White	Non-White
1 Estimated population	8,900	8,500	400				10,900	8,400	2,500			
LIVE BIRTHS												
2 Total	222	209	13	24.9	24.6	32.5	24.7	167	80	22.7	19.9	32.0
3 Delivered in hospital	222	209	13	100.0%	100.0%	100.0%	200	160	40	81.0%	95.8%	50.0%
4 Delivered in home by physician	-	-	-	0%	0%	0%	9	5	4	3.6%	3.0%	5.0%
5 Delivered in home by midwife	-	-	-	0%	0%	0%	38	2	36	15.4%	1.2%	45.0%
6 Other deliveries	-	-	-	0%	0%	0%	-	-	-	0%	0%	0%
7 Immature births	13	13	-	58.6	62.2	0	21	13	8	85.0	77.8	100.0
8 Live births to un-wed mothers	3	2	1	13.5	9.6	76.9	17	2	15	68.8	12.0	187.5
FETAL DEATHS												
9 Total	2	2	-	9.0	9.6	0	9	8	1	36.4	47.9	12.5
10 Under 20 weeks gestation	-	-	-	0	0	0	4	4	-	16.2	24.0	0
11 20-27 weeks gestation	-	-	-	0	0	0	1	-	1	4.0	0	12.5
12 28 weeks and more	2	2	-	9.0	9.6	0	4	4	-	16.2	24.0	0
13 Unknown length of gestation	-	-	-	0	0	0	-	-	-	0	0	0
DEATHS												
14 Total, all ages	79	76	3	887.6	894.1	750.0	117	82	35	1073.4	976.2	1400.0
15 Under 1 year	2	2	-	9.0	9.6	0	17	14	3	68.8	83.8	37.5
16 Under 28 days	1	1	-	4.5	4.8	0	11	10	1	44.5	59.9	12.5
17 Deaths from immaturity	-	-	-	0	0	0	2	2	-	8.1	12.0	0
18 1-4 years **	1	1	-	0	0	0	6	3	3	-	-	-
19 Maternal deaths	-	-	-	0	0	0	-	-	-	0	0	0
CAUSE OF DEATH												
20 Tuberculosis, all forms (001-019)	-	-	-	0	0	0	-	-	-	0	0	0
21 Syphilis and its sequelae (020-029)	-	-	-	0	0	0	1	-	1	9.2	0	40.0
22 Typhoid fever (040)	-	-	-	0	0	0	-	-	-	0	0	0
23 Dysentery, all forms (045-048)	-	-	-	0	0	0	-	-	-	0	0	0
24 Scarlet fever (050)	-	-	-	0	0	0	-	-	-	0	0	0
25 Streptococcal sore throat (051)	-	-	-	0	0	0	-	-	-	0	0	0
26 Diphtheria (055)	-	-	-	0	0	0	-	-	-	0	0	0
27 Whooping cough (056)	-	-	-	0	0	0	-	-	-	0	0	0
28 Meningococcal infections (057)	-	-	-	0	0	0	-	-	-	0	0	0
29 Acute poliomyelitis (080)	-	-	-	0	0	0	-	-	-	0	0	0
30 Acute infectious encephalitis (082)	-	-	-	0	0	0	-	-	-	0	0	0
31 Smallpox (084)	-	-	-	0	0	0	-	-	-	0	0	0
32 Measles (085)	-	-	-	0	0	0	-	-	-	0	0	0
33 Typhus and other rickettsial diseases (100-103, 105-108)	-	-	-	0	0	0	-	-	-	0	0	0
34 Rocky Mountain spotted fever (104)	-	-	-	0	0	0	-	-	-	0	0	0
35 Malaria (110-117)	-	-	-	0	0	0	-	-	-	0	0	0
36 All other diseases classified as infective and parasitic (030-039, 041-044, 049, 052-054, 059-074, 081, 083, 086-096, 120-138)	1	1	-	11.2	11.8	0	-	-	-	0	0	0
37 Malignant neoplasms, including neoplasms of lymphatic and haematopoietic tissues (140-205)	11	11	-	123.6	129.4	0	11	10	1	100.9	119.0	40.0
38 Benign and unspecified neoplasms (210-239)	-	-	-	0	0	0	-	-	-	0	0	0
39 Diabetes mellitus (260)	1	1	-	11.2	11.8	0	2	1	1	18.3	11.9	40.0
40 Pellagra (281)	-	-	-	0	0	0	-	-	-	0	0	0
41 Anemias (290-293)	-	-	-	0	0	0	-	-	-	0	0	0
42 Vascular lesions affecting central nervous system (330-334)	11	9	2	123.6	105.9	500.0	11	10	1	100.9	119.0	40.0
43 Nonmeningococcal meningitis (340)	-	-	-	0	0	0	-	-	-	0	0	0
44 Rheumatic fever (400-402)	-	-	-	0	0	0	-	-	-	0	0	0
45 Heart diseases (410-443)	22	22	-	247.2	258.8	0	40	27	13	367.0	321.4	520.0
46 Hypertension without mention of heart (444-447)	2	1	1	22.5	11.8	250.0	-	-	-	0	0	0
47 Influenza and pneumonia (480-483, 490-493)	4	4	-	44.9	47.1	0	3	1	2	27.5	11.9	80.0
48 Bronchitis (500-502)	1	1	-	11.2	11.8	0	3	2	1	27.5	23.8	40.0
49 Ulcer of stomach and duodenum (540-541)	1	1	-	11.2	11.8	0	2	1	1	18.3	11.9	40.0
50 Appendicitis (550-553)	-	-	-	0	0	0	-	-	-	0	0	0
51 Intestinal obstruction and hernia (560, 561, 570)	-	-	-	0	0	0	-	-	-	0	0	0
52 Gastritis, duodenitis, enteritis and colitis (except diarrhea of the newborn) (543, 571, 572)	1	1	-	11.2	11.8	0	3	3	-	27.5	35.7	0
53 Cirrhosis of liver (581)	1	1	-	11.2	11.8	0	-	-	-	0	0	0
54 Nephritis and nephrosis (590-594)	-	-	-	0	0	0	-	-	-	0	0	0
55 Hyperplasia of prostate (610)	-	-	-	0	0	0	3	2	1	27.5	23.8	40.0
56 Complications of pregnancy, childbirth and the puerperium (640-652, 670-689)	-	-	-	0	0	0	-	-	-	0	0	0
57 Congenital malformations (750-759)	-	-	-	0	0	0	3	2	1	27.5	23.8	40.0
58 Birth injuries, postnatal asphyxia and atelectasis (760-762)	-	-	-	0	0	0	5	5	-	45.9	59.5	0
59 Infection of the newborn (763-768)	1	1	-	11.2	11.8	0	-	-	-	0	0	0
60 Other diseases peculiar to early infancy, and immaturity unqualified (769-776)	-	-	-	0	0	0	4	3	1	36.7	35.7	40.0
61 Senility, without mention of psychosis (794)	-	-	-	0	0	0	1	-	1	9.2	0	40.0
62 Ill-defined and unknown causes (780-793, 795)	-	-	-	0	0	0	2	-	2	18.3	0	80.0
63 Motor vehicle accidents (E810-E835)	6	6	-	67.4	70.6	0	10	7	3	91.7	83.3	120.0
64 All other accidents (E800-E802, E840-E962)	7	7	-	78.7	82.4	0	1	-	1	9.2	0	40.0
65 Suicide (E963, E970, E979)	1	1	-	11.2	11.8	0	-	-	-	0	0	0
66 Homicide (E964, E980-E985)	1	1	-	11.2	11.8	0	1	-	1	9.2	0	40.0
67 All other diseases (residual)	7	7	-	78.7	82.4	0	11	8	3	100.9	95.2	120.0

TABLE XIII VITAL STATISTICS, BY COUNTY, BY RACE, GEORGIA, 1958

ITEM	Pike						Polk						
	Number			Rate or Ratio ^a			Number			Rate or Ratio ^b			
	Total	White	Non-White	Total	White	Non-White	Total	White	Non-White	Total	White	Non-White	
1 Estimated population	7,400	4,100	3,300				33,200	27,900	5,300				1
LIVE BIRTHS													
2 Total	183	72	111	24.7	17.6	33.6	653	520	133	19.7	18.6	25.1	2
3 Delivered in hospital	107	68	39	58.5%	94.4%	35.1%	624	516	108	95.6%	99.2%	81.2%	3
4 Delivered in home by physician	9	3	6	4.9%	4.2%	5.4%	5	1	4	0.8%	0.2%	3.0%	4
5 Delivered in home by midwife	66	1	65	36.1%	1.4%	58.6%	24	3	21	3.7%	0.6%	15.8%	5
6 Other deliveries	1	-	1	0.5%	0%	0.9%	-	-	-	0%	0%	0%	6
7 Immature births	19	4	15	103.8	55.6	135.1	47	34	13	72.0	65.4	97.7	7
8 Live births to un-wed mothers	32	1	31	174.9	13.9	279.3	34	6	28	52.1	11.5	210.5	8
FETAL DEATHS													
9 Total	7	1	6	38.3	13.9	54.1	13	5	8	19.9	9.6	60.2	9
10 Under 20 weeks gestation	4	1	3	21.9	13.9	27.0	1	1	-	1.5	1.9	0	10
11 20-27 weeks gestation	-	-	-	0	0	0	4	2	2	6.1	3.8	15.0	11
12 28 weeks and more	3	-	3	16.4	0	27.0	7	1	6	10.7	1.9	45.1	12
13 Unknown length of gestation	-	-	-	0	0	0	1	1	-	1.5	1.9	0	13
DEATHS													
14 Total, all ages	80	42	38	1081.1	1024.4	1151.5	237	199	38	713.9	713.3	717.0	14
15 Under 1 year	5	1	4	27.3	13.9	36.0	17	15	2	26.0	28.8	15.0	15
16 Under 28 days	5	1	4	27.3	13.9	36.0	13	11	2	19.9	21.2	15.0	16
17 Deaths from immaturity	1	-	1	5.5	0	9.0	-	-	-	0	0	0	17
18 1-4 years **	2	2	-	-	-	-	5	4	1	0	0	0	18
19 Maternal deaths	1	-	1	54.6	0	90.1	-	-	-	0	0	0	19
CAUSE OF DEATH													
20 Tuberculosis, all forms (001-019)	-	-	-	0	0	0	2	1	1	6.0	3.6	18.9	20
21 Syphilis and its sequelae (020-029)	-	-	-	0	0	0	-	-	-	0	0	0	21
22 Typhoid fever (040)	-	-	-	0	0	0	-	-	-	0	0	0	22
23 Dysentery, all forms (045-048)	-	-	-	0	0	0	-	-	-	0	0	0	23
24 Scarlet fever (050)	-	-	-	0	0	0	-	-	-	0	0	0	24
25 Streptococcal sore throat (051)	-	-	-	0	0	0	-	-	-	0	0	0	25
26 Diphtheria (055)	-	-	-	0	0	0	-	-	-	0	0	0	26
27 Whooping cough (056)	-	-	-	0	0	0	-	-	-	0	0	0	27
28 Meningococcal infections (057)	-	-	-	0	0	0	-	-	-	0	0	0	28
29 Acute poliomyelitis (080)	-	-	-	0	0	0	-	-	-	0	0	0	29
30 Acute infectious encephalitis (082)	-	-	-	0	0	0	-	-	-	0	0	0	30
31 Smallpox (084)	-	-	-	0	0	0	-	-	-	0	0	0	31
32 Measles (085)	-	-	-	0	0	0	-	-	-	0	0	0	32
33 Typhus and other rickettsial diseases (100-103, 105-108)	-	-	-	0	0	0	-	-	-	0	0	0	33
34 Rocky Mountain spotted fever (104)	-	-	-	0	0	0	-	-	-	0	0	0	34
35 Malaria (110-117)	-	-	-	0	0	0	-	-	-	0	0	0	35
36 All other diseases classified as infective and parasitic (030-039, 041-044, 049, 052-054, 059-074, 081, 083, 086-096, 120-138)	-	-	-	0	0	0	-	-	-	0	0	0	36
37 Malignant neoplasms, including neoplasms of lymphatic and haematopoietic tissues (140-205)	7	5	2	94.6	122.0	60.6	38	33	5	114.5	118.3	94.3	37
38 Benign and unspecified neoplasms (210-239)	-	-	-	0	0	0	1	1	-	3.0	3.6	0	38
39 Diabetes mellitus (260)	2	1	1	27.0	24.4	30.3	3	2	1	9.0	7.2	18.9	39
40 Pellagra (281)	-	-	-	0	0	0	-	-	-	0	0	0	40
41 Anemias (290-293)	-	-	-	0	0	0	-	-	-	0	0	0	41
42 Vascular lesions affecting central nervous system (330-334)	13	7	6	175.7	170.7	181.8	26	22	4	78.3	78.9	75.5	42
43 Nonmeningococcal meningitis (340)	-	-	-	0	0	0	-	-	-	0	0	0	43
44 Rheumatic fever (400-402)	-	-	-	0	0	0	-	-	-	0	0	0	44
45 Heart diseases (410-443)	26	14	12	351.4	341.5	363.6	94	78	16	283.1	279.6	301.9	45
46 Hypertension without mention of heart (444-447)	-	-	-	0	0	0	1	-	1	3.0	0	18.9	46
47 Influenza and pneumonia (480-483, 490-493)	1	1	-	13.5	24.4	0	9	7	2	27.1	25.1	37.7	47
48 Bronchitis (500-502)	-	-	-	0	0	0	1	1	-	3.0	3.6	0	48
49 Ulcer of stomach and duodenum (540-541)	1	1	-	13.5	24.4	0	-	-	-	0	0	0	49
50 Appendicitis (550-553)	-	-	-	0	0	0	2	1	1	6.0	3.6	18.9	50
51 Intestinal obstruction and hernia (560, 561, 570)	-	-	-	0	0	0	1	1	-	3.0	3.6	0	51
52 Gastritis, duodenitis, enteritis and colitis (except diarrhea of the newborn) (543, 571, 572)	-	-	-	0	0	0	1	1	-	3.0	3.6	0	52
53 Cirrhosis of liver (581)	1	-	1	13.5	0	30.3	2	2	-	6.0	7.2	0	53
54 Nephritis and nephrosis (590-594)	5	-	5	67.6	0	151.5	7	5	2	21.1	17.9	37.7	54
55 Hyperplasia of prostate (610)	-	-	-	0	0	0	1	1	-	3.0	3.6	0	55
56 Complications of pregnancy, childbirth and the puerperium (640-652, 670-689)	1	-	1	13.5	0	30.3	-	-	-	0	0	0	56
57 Congenital malformations (750-759)	2	2	-	27.0	48.8	0	3	3	-	9.0	10.8	0	57
58 Birth injuries, postnatal asphyxia and asphyxia (760-762)	2	1	1	27.0	24.4	30.3	6	4	2	18.1	14.3	37.7	58
59 Infection of the newborn (763-768)	-	-	-	0	0	0	2	2	-	6.0	7.2	0	59
60 Other diseases peculiar to early infancy, and immaturity unqualified (769-776)	-	-	-	0	0	0	1	1	-	3.0	3.6	0	60
61 Senility, without mention of psychosis (794)	-	-	-	0	0	0	-	-	-	0	0	0	61
62 Ill-defined and unknown causes (780-793, 795)	1	1	-	13.5	24.4	0	1	-	1	3.0	0	18.9	62
63 Motor vehicle accidents (E810-E835)	1	-	1	13.5	0	30.3	9	8	1	27.1	28.7	18.9	63
64 All other accidents (E800-E802, E840-E962)	4	2	2	54.1	48.8	60.6	7	7	-	21.1	25.1	0	64
65 Suicide (E963, E970, E979)	1	-	1	13.5	0	30.3	2	2	-	6.0	7.2	0	65
66 Homicide (E964, E980-E985)	2	1	1	27.0	24.4	30.3	1	1	-	3.0	3.6	0	66
67 All other diseases (residual)	8	6	2	108.1	146.3	60.6	16	15	1	48.2	53.8	18.9	67

TABLE XIII VITAL STATISTICS, BY COUNTY, BY RACE, GEORGIA, 1958

ITEM	Pulaski						Putnam					
	Number			Rate or Ratio *			Number			Rate or Ratio *		
	Total	White	Non-White	Total	White	Non-White	Total	White	Non-White	Total	White	Non-White
1 Estimated population	8,400	4,500	3,900				7,500	3,500	4,000			
LIVE BIRTHS												
2 Total	239	110	129	28.5	24.4	33.1	198	62	136	26.4	17.7	34.0
3 Delivered in hospital	138	105	33	57.7%	95.5%	25.6%	88	62	26	44.4%	100.0%	19.1%
4 Delivered in home by physician	4	1	3	1.7%	0.9%	2.3%	2	—	2	1.0%	0%	1.5%
5 Delivered in home by midwife	96	4	92	40.2%	3.6%	71.3%	108	—	108	54.5%	0%	79.4%
6 Other deliveries	1	—	1	0.4%	0%	0.8%	—	—	—	0%	0%	0.6%
7 Immature births	18	5	13	75.3	45.5	100.8	11	5	6	55.6	80.6	44.1
8 Live births to un-wed mothers	31	1	30	129.7	9.1	232.6	40	2	38	202.0	32.3	279.4
FETAL DEATHS												
9 Total	14	6	8	58.6	54.5	62.0	9	2	7	45.5	32.3	51.5
10 Under 20 weeks gestation	7	4	3	29.3	36.4	23.3	—	—	—	0	0	0
11 20-27 weeks gestation	1	—	1	4.2	0	7.8	4	2	2	20.2	32.3	14.7
12 28 weeks and more	5	1	4	20.9	9.1	31.0	4	—	4	20.2	0	29.4
13 Unknown length of gestation	1	1	—	4.2	9.1	0	1	—	1	5.1	0	7.4
DEATHS												
14 Total, all ages	95	48	47	131.0	106.7	1205.1	72	34	38	960.0	971.4	950.0
15 Under 1 year	12	5	7	50.2	45.5	54.3	7	1	6	35.4	16.1	44.1
16 Under 28 days	9	5	4	37.7	45.5	31.0	6	1	5	30.3	16.1	36.8
17 Deaths from immaturity	1	—	—	4.2	9.1	0	1	—	1	5.1	0	7.4
18 1-4 years **	3	2	1	—	—	—	—	—	—	—	—	—
19 Maternal deaths	—	—	—	0	0	0	1	—	1	50.5	0	73.5
CAUSE OF DEATH												
20 Tuberculosis, all forms (001-019)	2	—	2	23.8	0	51.3	—	—	—	0	0	0
21 Syphilis and its sequelae (020-029)	—	—	—	0	0	0	1	—	—	13.3	0	25.0
22 Typhoid fever (040)	—	—	—	0	0	0	—	—	—	0	0	0
23 Dysentery, all forms (045-048)	—	—	—	0	0	0	—	—	—	0	0	0
24 Scarlet fever (050)	—	—	—	0	0	0	—	—	—	0	0	0
25 Streptococcal sore throat (051)	—	—	—	0	0	0	—	—	—	0	0	0
26 Diphtheria (055)	—	—	—	0	0	0	—	—	—	0	0	0
27 Whooping cough (056)	—	—	—	0	0	0	—	—	—	0	0	0
28 Meningococcal infections (057)	—	—	—	0	0	0	—	—	—	0	0	0
29 Acute poliomyelitis (080)	—	—	—	0	0	0	—	—	—	0	0	0
30 Acute infectious encephalitis (082)	—	—	—	0	0	0	—	—	—	0	0	0
31 Smallpox (084)	—	—	—	0	0	0	—	—	—	0	0	0
32 Measles (085)	—	—	—	0	0	0	—	—	—	0	0	0
33 Typhus and other rickettsial diseases (100-103, 105-108)	—	—	—	0	0	0	—	—	—	0	0	0
34 Rocky Mountain spotted fever (104)	—	—	—	0	0	0	—	—	—	0	0	0
35 Malaria (110-117)	—	—	—	0	0	0	—	—	—	0	0	0
36 All other diseases classified as infective and parasitic (030-039, 041-044, 049, 052-054, 059-074, 081, 083, 086-096, 120-138)	1	1	—	11.9	22.2	0	—	—	—	0	0	0
37 Malignant neoplasms, including neoplasms of lymphatic and haematopoietic tissues (140-205)	11	6	5	131.0	133.3	128.2	7	4	3	93.3	114.3	75.0
38 Benign and unspecified neoplasms (210-239)	—	—	—	0	0	0	—	—	—	0	0	0
39 Diabetes mellitus (260)	2	2	—	23.8	44.4	0	1	1	—	13.3	28.6	0
40 Pellagra (281)	—	—	—	0	0	0	—	—	—	0	0	0
41 Anemias (290-293)	—	—	—	0	0	0	—	—	—	0	0	0
42 Vascular lesions affecting central nervous system (330-334)	17	7	10	202.4	155.6	256.4	18	10	8	240.0	285.7	200.0
43 Nonmeningococcal meningitis (340)	—	—	—	0	0	0	1	—	1	13.3	0	25.0
44 Rheumatic fever (400-402)	—	—	—	0	0	0	—	—	—	0	0	0
45 Heart diseases (410-443)	24	13	11	285.7	288.9	282.1	27	12	15	360.0	342.9	375.0
46 Hypertension without mention of heart (444-447)	—	—	—	0	0	0	—	—	—	0	0	0
47 Influenza and pneumonia (480-483, 490-493)	2	1	1	23.8	22.2	25.6	1	1	—	13.3	28.6	0
48 Bronchitis (500-502)	—	—	—	0	0	0	—	—	—	0	0	0
49 Ulcer of stomach and duodenum (540-541)	—	—	—	0	0	0	—	—	—	0	0	0
50 Appendicitis (550-553)	—	—	—	0	0	0	—	—	—	0	0	0
51 Intestinal obstruction and hernia (560, 561, 570)	1	1	—	11.9	22.2	0	1	1	—	13.3	28.6	0
52 Gastritis, duodenitis, enteritis and colitis (except diarrhea of the newborn) (543, 571, 572)	—	—	—	0	0	0	—	—	—	0	0	0
53 Cirrhosis of liver (581)	—	—	—	0	0	0	—	—	—	0	0	0
54 Nephritis and nephrosis (590-594)	2	2	—	23.8	44.4	0	1	1	—	13.3	28.6	0
55 Hyperplasia of prostate (610)	—	—	—	0	0	0	—	—	—	0	0	0
56 Complications of pregnancy, childbirth and the puerperium (640-652, 670-689)	—	—	—	0	0	0	—	—	—	0	0	0
57 Congenital malformations (750-759)	1	—	1	11.9	0	25.6	1	—	1	13.3	0	25.0
58 Birth injuries, postnatal asphyxia and atelectasis (760-762)	3	2	1	35.7	44.4	25.6	1	1	—	13.3	28.6	0
59 Infection of the newborn (763-768)	—	—	—	0	0	0	2	—	2	26.7	0	50.0
60 Other diseases peculiar to early infancy, and immaturity unqualified (769-776)	—	—	—	0	0	0	—	—	—	0	0	0
61 Senility, without mention of psychosis (794)	1	1	—	11.9	22.2	0	1	—	1	13.3	0	25.0
62 Ill-defined and unknown causes (780-793, 795)	10	2	8	119.0	44.4	205.1	—	—	—	0	0	0
63 Motor vehicle accidents (E810-E835)	5	2	3	59.5	44.4	76.9	1	—	1	13.3	0	25.0
64 All other accidents (E800-E802, E840-E962)	2	1	1	23.8	22.2	25.6	2	—	2	26.7	0	50.0
65 Suicide (E963, E970, E979)	1	1	—	11.9	22.2	0	—	—	—	0	0	0
66 Homicide (E964, E980-E985)	—	—	—	0	0	0	1	—	1	13.3	0	25.0
67 All other diseases (residual)	10	6	4	119.0	133.3	102.6	3	2	1	40.0	57.1	25.0

TABLE XIII VITAL STATISTICS, BY COUNTY, BY RACE, GEORGIA, 1958

ITEM	Quitman						Rabun						
	Number			Rate or Ratio *			Number			Rate or Ratio *			
	Total	White	Non-White	Total	White	Non-White	Total	White	Non-White	Total	White	Non-White	
1 Estimated population	2,800	1,000	1,800				7,400	7,300	100				1
LIVE BIRTHS													
2 Total	63	17	46	22.5	17.0	25.6	182	177	5	24.6	24.2	50.0	2
3 Delivered in hospital	21	12	9	33.3%	70.6%	19.6%	181	176	5	99.5%	99.4%	100.0%	3
4 Delivered in home by physician	3	-	3	4.8%	0%	6.5%	1	1	-	0.5%	0.6%	0%	4
5 Delivered in home by midwife	39	5	34	61.9%	29.4%	73.9%	-	-	-	0%	0%	0%	5
6 Other deliveries	-	-	-	0%	0%	0%	-	-	-	0%	0%	0%	6
7 Immature births	4	-	4	63.5	0	87.0	19	18	1	104.4	101.7	200.0	7
8 Live births to un-wed mothers	8	1	7	127.0	58.8	152.2	5	5	-	27.5	28.2	0	8
FETAL DEATHS													
9 Total	8	-	8	127.0	0	173.9	6	6	-	33.0	33.9	0	9
10 Under 20 weeks gestation	2	-	2	31.7	0	43.5	-	-	-	0	0	0	10
11 20-27 weeks gestation	2	-	2	31.7	0	43.5	2	2	-	11.0	11.3	0	11
12 28 weeks and more	-	-	-	0	0	0	4	4	-	22.0	22.6	0	12
13 Unknown length of gestation	4	-	4	63.5	0	87.0	-	-	-	0	0	0	13
DEATHS													
14 Total, all ages	26	11	15	928.6	1100.0	833.3	56	54	2	756.8	739.7	2000.0	14
15 Under 1 year	-	-	-	0	0	0	5	5	-	27.5	28.2	0	15
16 Under 28 days	-	-	-	0	0	0	3	3	-	16.5	16.9	0	16
17 Deaths from immaturity	-	-	-	0	0	0	1	1	-	5.5	5.6	0	17
18 1-4 years **	1	1	-	-	-	-	-	-	-	-	-	-	18
19 Maternal deaths	-	-	-	0	0	0	-	-	-	0	0	0	19
CAUSE OF DEATH													
20 Tuberculosis, all forms (001-019)	-	-	-	0	0	0	-	-	-	0	0	0	20
21 Syphilis and its sequelae (020-029)	-	-	-	0	0	0	-	-	-	0	0	0	21
22 Typhoid fever (040)	-	-	-	0	0	0	-	-	-	0	0	0	22
23 Dysentery, all forms (045-048)	-	-	-	0	0	0	-	-	-	0	0	0	23
24 Scarlet fever (050)	-	-	-	0	0	0	-	-	-	0	0	0	24
25 Streptococcal sore throat (051)	-	-	-	0	0	0	-	-	-	0	0	0	25
26 Diphtheria (055)	-	-	-	0	0	0	-	-	-	0	0	0	26
27 Whooping cough (056)	-	-	-	0	0	0	-	-	-	0	0	0	27
28 Meningococcal infections (057)	-	-	-	0	0	0	-	-	-	0	0	0	28
29 Acute poliomyelitis (080)	-	-	-	0	0	0	-	-	-	0	0	0	29
30 Acute infectious encephalitis (082)	-	-	-	0	0	0	-	-	-	0	0	0	30
31 Smallpox (084)	-	-	-	0	0	0	-	-	-	0	0	0	31
32 Measles (085)	-	-	-	0	0	0	-	-	-	0	0	0	32
33 Typhus and other rickettsial diseases (100-103, 105-108)	-	-	-	0	0	0	-	-	-	0	0	0	33
34 Rocky Mountain spotted fever (104)	-	-	-	0	0	0	-	-	-	0	0	0	34
35 Malaria (110-117)	-	-	-	0	0	0	-	-	-	0	0	0	35
36 All other diseases classified as infective and parasitic (030-039, 041-044, 049, 052-054, 059-074, 081, 083, 086-096, 120-138)	-	-	-	0	0	0	-	-	-	0	0	0	36
37 Malignant neoplasms, including neoplasms of lymphatic and haematopoietic tissues (140-205)	4	1	3	142.9	100.0	166.7	7	7	-	94.6	95.9	0	37
38 Benign and unspecified neoplasms (210-239)	-	-	-	0	0	0	-	-	-	0	0	0	38
39 Diabetes mellitus (260)	-	-	-	0	0	0	-	-	-	0	0	0	39
40 Pellagra (281)	-	-	-	0	0	0	-	-	-	0	0	0	40
41 Anemias (290-293)	-	-	-	0	0	0	-	-	-	0	0	0	41
42 Vascular lesions affecting central nervous system (330-334)	8	3	5	285.7	300.0	277.8	13	13	-	175.7	178.1	0	42
43 Nonmeningococcal meningitis (340)	1	1	-	35.7	100.0	0	-	-	-	0	0	0	43
44 Rheumatic fever (400-402)	-	-	-	0	0	0	-	-	-	0	0	0	44
45 Heart diseases (410-443)	10	5	5	357.1	500.0	277.8	18	16	2	243.2	219.2	2000.0	45
46 Hypertension without mention of heart (444-447)	-	-	-	0	0	0	1	1	-	13.5	13.7	0	46
47 Influenza and pneumonia (480-483, 490-493)	-	-	-	0	0	0	4	4	-	54.1	54.8	0	47
48 Bronchitis (500-502)	-	-	-	0	0	0	-	-	-	0	0	0	48
49 Ulcer of stomach and duodenum (540-541)	-	-	-	0	0	0	-	-	-	0	0	0	49
50 Appendicitis (550-553)	-	-	-	0	0	0	-	-	-	0	0	0	50
51 Intestinal obstruction and hernia (560, 561, 570)	-	-	-	0	0	0	-	-	-	0	0	0	51
52 Gastritis, duodenitis, enteritis and colitis (except diarrhea of the newborn) (543, 571, 572)	-	-	-	0	0	0	-	-	-	0	0	0	52
53 Cirrhosis of liver (581)	-	-	-	0	0	0	-	-	-	0	0	0	53
54 Nephritis and nephrosis (590-594)	-	-	-	0	0	0	-	-	-	0	0	0	54
55 Hyperplasia of prostate (610)	-	-	-	0	0	0	-	-	-	0	0	0	55
56 Complications of pregnancy, childbirth and the puerperium (640-652, 670-689)	-	-	-	0	0	0	1	-	-	13.5	13.7	0	56
57 Congenital malformations (750-759)	-	-	-	0	0	0	1	1	-	0	0	0	57
58 Birth injuries, postnatal asphyxia and oleletosis (760-762)	-	-	-	0	0	0	-	-	-	0	0	0	58
59 Infection of the newborn (763-768)	-	-	-	0	0	0	-	-	-	0	0	0	59
60 Other diseases peculiar to early infancy, and immaturity unqualified (769-776)	-	-	-	0	0	0	1	1	-	13.5	13.7	0	60
61 Senility, without mention of psychosis (794)	-	-	-	0	0	0	-	-	-	0	0	0	61
62 Ill-defined and unknown causes (780-793, 795)	1	-	1	35.7	0	55.6	-	-	-	0	0	0	62
63 Motor vehicle accidents (E810-E835)	-	-	-	0	0	0	1	1	-	13.5	13.7	0	63
64 All other accidents (E800-E802, E840-E962)	-	-	-	0	0	0	2	2	-	27.0	27.4	0	64
65 Suicide (E963, E970, E979)	-	-	-	0	0	0	-	-	-	0	0	0	65
66 Homicide (E964, E980-E985)	1	-	1	35.7	0	55.6	1	1	-	13.5	13.7	0	66
67 All other diseases (residual)	1	1	-	35.7	100.0	0	7	7	-	94.6	95.9	0	67

TABLE XIII VITAL STATISTICS, BY COUNTY, BY RACE, GEORGIA, 1958

ITEM	Randolph						Richmond						
	Number			Rate or Ratio *			Number			Rate or Ratio *			
	Total	White	Non-White	Total	White	Non-White	Total	White	Non-White	Total	White	Non-White	
1 Estimated population	12,300	4,500	7,800				154,400	106,200	48,200				1
LIVE BIRTHS													
2 Total	303	79	224	24.6	17.6	28.7	3,618	2,363	1,255	23.4	22.3	26.0	2
3 Delivered in hospital	112	75	37	37.0%	94.9%	16.5%	3,582	2,359	1,223	99.0%	99.8%	97.5%	3
4 Delivered in home by physician	1	—	1	0.3%	0%	0.4%	21	3	18	0.6%	0.1%	1.4%	4
5 Delivered in home by midwife	190	4	186	62.7%	5.1%	83.0%	12	—	12	0.3%	0%	1.0%	5
6 Other deliveries	—	—	—	0%	0%	0%	3	1	2	0.1%	0.0%	0.2%	6
7 Immature births	19	6	13	62.7	75.9	58.0	322	150	172	89.0	63.5	137.1	7
8 Live births to un-wed mothers	82	2	80	270.6	25.3	357.1	292	35	257	80.7	14.8	204.8	8
FETAL DEATHS													
9 Total	3	—	3	9.9	0	13.4	179	127	52	49.5	53.7	41.4	9
10 Under 20 weeks gestation	1	—	1	3.3	0	4.5	101	83	18	27.9	35.1	14.3	10
11 20-27 weeks gestation	1	—	1	3.3	0	4.5	19	10	9	5.3	4.2	7.2	11
12 28 weeks and more	1	—	1	3.3	0	4.5	54	30	24	14.9	12.7	19.1	12
13 Unknown length of gestation	—	—	—	0	0	0	5	4	1	1.4	1.7	0.8	13
DEATHS													
14 Total, all ages	133	56	77	1081.3	244.4	987.2	1,132	665	467	733.2	626.2	968.9	14
15 Under 1 year	14	2	12	46.2	25.3	59.6	101	53	48	27.9	22.4	38.2	15
16 Under 28 days	9	2	7	29.7	25.3	31.3	72	46	26	19.9	19.5	20.7	16
17 Deaths from immaturity	6	1	5	19.8	12.7	22.3	12	3	9	3.3	1.3	7.2	17
18 1-4 years **	1	—	1	—	—	—	9	4	5	—	—	—	18
19 Maternal deaths	—	—	—	0	0	0	2	1	1	5.5	4.2	8.0	19
CAUSE OF DEATH													
20 Tuberculosis, all forms (001-019)	2	1	1	16.3	22.2	12.8	17	6	11	11.0	5.6	22.8	20
21 Syphilis and its sequelae (020-029)	1	—	1	8.1	0	12.8	5	1	4	3.2	0.9	8.3	21
22 Typhoid fever (040)	—	—	—	0	0	0	—	—	—	0	0	0	22
23 Dysentery, all forms (045-048)	—	—	—	0	0	0	—	—	—	0	0	0	23
24 Scarlet fever (050)	—	—	—	0	0	0	—	—	—	0	0	0	24
25 Streptococcal sore throat (051)	—	—	—	0	0	0	—	—	—	0	0	0	25
26 Diphtheria (055)	—	—	—	0	0	0	—	—	—	0	0	0	26
27 Whooping cough (056)	—	—	—	0	0	0	—	—	—	0	0	0	27
28 Meningococcal infections (057)	—	—	—	0	0	0	—	—	—	0	0	0	28
29 Acute poliomyelitis (080)	—	—	—	0	0	0	1	1	—	0.6	0.9	0	29
30 Acute infectious encephalitis (082)	—	—	—	0	0	0	—	—	—	0	0	0	30
31 Smallpox (084)	—	—	—	0	0	0	—	—	—	0	0	0	31
32 Measles (085)	—	—	—	0	0	0	—	—	—	0	0	0	32
33 Typhus and other rickettsial diseases (100-103, 105-108)	—	—	—	0	0	0	—	—	—	0	0	0	33
34 Rocky Mountain spotted fever (104)	—	—	—	0	0	0	—	—	—	0	0	0	34
35 Malaria (110-117)	—	—	—	0	0	0	—	—	—	0	0	0	35
36 All other diseases classified as infective and parasitic (030-039, 041-044, 049, 052-054, 059-074, 081, 083, 086-096, 120-138)	—	—	—	0	0	0	5	3	2	3.2	2.8	4.1	36
37 Malignant neoplasms, including neoplasms of lymphatic and haematopoietic tissues (140-205)	9	7	2	73.2	155.6	25.6	157	108	49	101.7	101.7	101.7	37
38 Benign and unspecified neoplasms (210-239)	1	—	1	8.1	0	12.8	5	4	1	3.2	3.8	2.1	38
39 Diabetes mellitus (260)	1	—	1	8.1	0	12.8	12	6	6	7.8	5.6	12.4	39
40 Pellagra (281)	—	—	—	0	0	0	—	—	—	0	0	0	40
41 Anemias (290-293)	—	—	—	0	0	0	—	—	—	0	0	0	41
42 Vascular lesions affecting central nervous system (330-334)	22	8	14	178.9	177.8	179.5	166	84	82	107.5	79.1	170.1	42
43 Nonmeningococcal meningitis (340)	—	—	—	0	0	0	6	1	5	3.9	0.9	10.4	43
44 Rheumatic fever (400-402)	—	—	—	0	0	0	1	—	1	0.6	0	2.1	44
45 Heart diseases (410-443)	50	27	23	406.5	600.0	294.9	393	250	143	254.5	235.4	296.7	45
46 Hypertension without mention of heart (444-447)	2	1	1	16.3	22.2	12.8	8	3	5	5.2	2.8	10.4	46
47 Influenza and pneumonia (480-483, 490-493)	7	2	5	56.9	44.4	64.1	51	23	28	33.0	21.7	58.1	47
48 Bronchitis (500-502)	—	—	—	0	0	0	1	—	1	0.6	0	2.1	48
49 Ulcer of stomach and duodenum (540-541)	1	1	—	8.1	22.2	0	8	6	2	5.2	5.6	4.1	49
50 Appendicitis (550-553)	—	—	—	0	0	0	1	1	—	0.6	0.9	0	50
51 Intestinal obstruction and hernia (560, 561, 570)	—	—	—	0	0	0	4	4	—	2.6	3.8	0	51
52 Gastritis, duodenitis, enteritis and colitis (except diarrhea of the newborn) (543, 571, 572)	2	—	2	16.3	0	25.6	5	1	4	3.2	0.9	8.3	52
53 Cirrhosis of liver (581)	—	—	—	0	0	0	6	6	—	3.9	5.6	0	53
54 Nephritis and nephrosis (590-594)	2	—	2	16.3	0	25.6	12	1	11	7.8	0.9	22.8	54
55 Hyperplasia of prostate (610)	1	—	1	8.1	0	12.8	2	2	—	1.3	1.9	0	55
56 Complications of pregnancy, childbirth and the puerperium (640-652, 670-689)	—	—	—	0	0	0	2	1	1	1.3	0.9	2.1	56
57 Congenital malformations (750-759)	—	—	—	0	0	0	17	12	5	11.0	11.3	10.4	57
58 Birth injuries, postnatal asphyxia and atelectasis (760-762)	2	1	1	16.3	22.2	12.8	37	25	12	24.0	23.5	24.9	58
59 Infection of the newborn (763-768)	1	—	1	8.1	0	12.8	1	—	1	0.6	0	2.1	59
60 Other diseases peculiar to early infancy, and immaturity unqualified (769-776)	6	1	5	48.8	22.2	64.1	24	8	16	15.5	7.5	33.2	60
61 Senility, without mention of psychosis (794)	1	—	1	8.1	0	12.8	2	1	1	1.3	0.9	2.1	61
62 Ill-defined and unknown causes (780-793, 795)	2	—	2	16.3	0	25.6	4	3	1	2.6	2.8	2.1	62
63 Motor vehicle accidents (E810-E835)	5	1	4	40.7	22.2	51.3	22	17	5	14.2	16.0	10.4	63
64 All other accidents (E800-E802, E840-E962)	3	2	1	24.4	44.4	12.8	39	22	17	25.3	20.7	35.3	64
65 Suicide (E963, E970, E979)	—	—	—	0	0	0	6	5	1	3.9	4.7	2.1	65
66 Homicide (E964, E980-E985)	1	—	1	8.1	0	12.8	16	5	11	10.4	4.7	22.8	66
67 All other diseases (residual)	11	4	7	89.4	88.9	89.7	96	55	41	62.2	51.8	85.1	67

TABLE XIII VITAL STATISTICS, BY COUNTY, BY RACE, GEORGIA, 1958

77

ITEM	Rockdale						Schley						
	Number			Rate or Ratio *			Number			Rate or Ratio *			
	Total	White	Non-White	Total	White	Non-White	Total	White	Non-White	Total	White	Non-White	
1 Estimated population	9,200	6,600	2,600				3,500	1,400	2,100				1
LIVE BIRTHS													
2 Total	236	141	95	25.7	21.4	36.5	82	23	59	23.4	16.4	28.1	2
3 Delivered in hospital	215	135	80	91.1%	95.7%	84.2%	40	22	18	48.8%	95.7%	30.5%	3
4 Delivered in home by physician	13	5	8	5.5%	3.5%	8.4%	2	1	1	2.4%	4.3%	1.7%	4
5 Delivered in home by midwife	8	1	7	3.4%	0.7%	7.4%	40	-	40	48.8%	0%	67.8%	5
6 Other deliveries	-	-	-	0%	0%	0%	-	-	-	0%	0%	0%	6
7 Immature births	22	6	16	93.2	42.6	168.4	10	2	8	122.0	87.0	135.6	7
8 Live births to un-wed mothers	24	2	22	101.7	14.2	231.6	16	-	16	195.1	0	271.2	8
FETAL DEATHS													
9 Total	10	8	2	42.4	56.7	21.1	6	2	4	73.2	87.0	67.8	9
10 Under 20 weeks gestation	7	7	-	29.7	49.6	0	1	-	1	12.2	0	16.9	10
11 20-27 weeks gestation	2	1	1	8.5	7.1	10.5	4	2	2	48.8	87.0	33.9	11
12 28 weeks and more	1	-	1	4.2	0	10.5	1	-	1	12.2	0	16.9	12
13 Unknown length of gestation	-	-	-	0	0	0	-	-	-	0	0	0	13
DEATHS													
14 Total, all ages	100	80	20	1087.0	1212.1	769.2	51	26	25	1457.1	1857.1	1190.5	14
15 Under 1 year	8	3	5	33.9	21.3	52.6	4	1	3	48.8	43.5	50.8	15
16 Under 28 days	5	3	2	21.2	21.3	21.1	3	1	2	36.6	43.5	33.9	16
17 Deaths from immaturity	1	1	-	4.2	7.1	0	-	-	-	0	0	0	17
18 1-4 years **	2	1	1	-	-	-	1	-	1	-	-	-	18
19 Maternal deaths	-	-	-	0	0	0	1	-	1	122.0	0	169.5	19
CAUSE OF DEATH													
20 Tuberculosis, all forms (001-019)	-	-	-	0	0	0	1	-	1	28.6	0	47.6	20
21 Syphilis and its sequelae (020-029)	-	-	-	0	0	0	-	-	-	0	0	0	21
22 Typhoid fever (040)	-	-	-	0	0	0	-	-	-	0	0	0	22
23 Dysentery, all forms (045-048)	-	-	-	0	0	0	-	-	-	0	0	0	23
24 Scarlet fever (050)	-	-	-	0	0	0	-	-	-	0	0	0	24
25 Streptococcal sore throat (051)	-	-	-	0	0	0	-	-	-	0	0	0	25
26 Diphtheria (055)	-	-	-	0	0	0	-	-	-	0	0	0	26
27 Whooping cough (056)	-	-	-	0	0	0	-	-	-	0	0	0	27
28 Meningococcal infections (057)	1	1	-	10.9	15.2	0	-	-	-	0	0	0	28
29 Acute poliomyelitis (080)	-	-	-	0	0	0	-	-	-	0	0	0	29
30 Acute infectious encephalitis (082)	-	-	-	0	0	0	-	-	-	0	0	0	30
31 Smallpox (084)	-	-	-	0	0	0	-	-	-	0	0	0	31
32 Measles (085)	-	-	-	0	0	0	-	-	-	0	0	0	32
33 Typhus and other rickettsial diseases (100-103, 105-108)	-	-	-	0	0	0	-	-	-	0	0	0	33
34 Rocky Mountain spotted fever (104)	-	-	-	0	0	0	-	-	-	0	0	0	34
35 Malaria (110-117)	-	-	-	0	0	0	-	-	-	0	0	0	35
36 All other diseases classified as infective and parasitic (030-039, 041-044, 049, 052-054, 059-074, 081, 083, 086-096, 120-138)	-	-	-	0	0	0	-	-	-	0	0	0	36
37 Malignant neoplasms, including neoplasms of lymphatic and haematopoietic tissues (140-205)	17	13	4	184.8	197.0	153.8	7	6	1	200.0	428.6	47.6	37
38 Benign and unspecified neoplasms (210-239)	-	-	-	0	0	0	-	-	-	0	0	0	38
39 Diabetes mellitus (260)	-	-	-	0	0	0	1	-	1	28.6	0	47.6	39
40 Pellagra (281)	-	-	-	0	0	0	-	-	-	0	0	0	40
41 Anemias (290-293)	-	-	-	0	0	0	-	-	-	0	0	0	41
42 Vascular lesions affecting central nervous system (330-334)	18	13	5	195.7	197.0	192.3	6	1	5	171.4	71.4	238.1	42
43 Nonmeningococcal meningitis (340)	1	-	1	10.9	0	38.5	-	-	-	0	0	0	43
44 Rheumatic fever (400-402)	-	-	-	0	0	0	-	-	-	0	0	0	44
45 Heart diseases (410-443)	37	35	2	402.2	530.3	76.9	19	13	6	542.9	928.6	285.7	45
46 Hypertension without mention of heart (444-447)	1	-	1	10.9	0	38.5	-	-	-	0	0	0	46
47 Influenza and pneumonia (480-483, 490-493)	1	-	1	10.9	0	0	2	-	2	57.1	0	95.2	47
48 Bronchitis (500-502)	-	-	-	0	0	0	-	-	-	0	0	0	48
49 Ulcer of stomach and duodenum (540-541)	-	-	-	0	0	0	-	-	-	0	0	0	49
50 Appendicitis (550-553)	-	-	-	0	0	0	-	-	-	0	0	0	50
51 Intestinal obstruction and hernia (560, 561, 570)	1	-	1	10.9	0	38.5	-	-	-	0	0	0	51
52 Gastritis, duodenitis, enteritis and colitis (except diarrhea of the newborn) (543, 571, 572)	-	-	-	0	0	0	1	-	1	28.6	0	47.6	52
53 Cirrhosis of liver (581)	-	-	-	0	0	0	-	-	-	0	0	0	53
54 Nephritis and nephrosis (590-594)	-	-	-	0	0	0	-	-	-	0	0	0	54
55 Hyperplasia of prostate (610)	-	-	-	0	0	0	1	1	-	28.6	71.4	0	55
56 Complications of pregnancy, childbirth and the puerperium (640-652, 670-689)	-	-	-	0	0	0	1	-	1	28.6	0	47.6	56
57 Congenital malformations (750-759)	2	1	1	21.7	15.2	38.5	-	-	-	0	0	0	57
58 Birth injuries, postnatal asphyxia and atelectasis (760-762)	2	1	1	21.7	15.2	38.5	1	-	1	28.6	0	47.6	58
59 Infection of the newborn (763-768)	-	-	-	0	0	0	-	-	-	0	0	0	59
60 Other diseases peculiar to early infancy, and immaturity unqualified (769-776)	2	1	1	21.7	15.2	38.5	2	1	1	57.1	71.4	47.6	60
61 Senility, without mention of psychosis (794)	-	-	-	0	0	0	-	-	-	0	0	0	61
62 Ill-defined and unknown causes (780-793, 795)	-	-	-	0	0	0	1	-	1	28.6	0	47.6	62
63 Motor vehicle accidents (E810-E835)	5	-	1	54.3	60.6	38.5	-	-	-	0	0	0	63
64 All other accidents (E800-E802, E840-E962)	2	1	1	21.7	15.2	38.5	1	1	-	28.6	71.4	0	64
65 Suicide (E963, E970, E979)	2	2	-	21.7	30.3	0	1	1	-	28.6	71.4	0	65
66 Homicide (E964, E980-E985)	-	-	-	0	0	0	-	-	-	0	0	0	66
67 All other diseases (residual)	8	8	-	87.0	121.2	0	6	2	4	171.4	142.9	190.5	67

TABLE XIII VITAL STATISTICS, BY COUNTY, BY RACE, GEORGIA, 1958

ITEM	Screven						Seminoe						
	Number			Rate or Ratio *			Number			Rate or Ratio *			
	Total	White	Non-White	Total	White	Non-White	Total	White	Non-White	Total	White	Non-White	
1 Estimated population	16,900	7,300	9,600				7,700	4,800	2,900				1
LIVE BIRTHS													
2 Total	371	135	236	22.0	18.5	24.6	147	66	81	19.1	13.8	27.9	2
3 Delivered in hospital	200	132	68	53.9%	97.8%	28.8%	111	65	46	75.5%	98.5%	56.8%	3
4 Delivered in home by physician	5	1	4	1.3%	0.7%	1.7%	2	1	1	1.4%	1.5%	1.2%	4
5 Delivered in home by midwife	165	2	163	44.5%	1.5%	69.1%	34	-	34	23.1%	0%	42.0%	5
6 Other deliveries	1	-	1	0.3%	0%	0.4%	-	-	-	0%	0%	0%	6
7 Immature births	23	8	15	62.0	59.3	63.6	12	10	2	81.6	151.5	24.7	7
8 Live births to un-wed mothers	53	-	53	142.9	0	224.6	20	4	16	136.1	60.6	197.5	8
FETAL DEATHS													
9 Total	14	4	10	37.7	29.6	42.4	5	3	2	34.0	45.5	24.7	9
10 Under 20 weeks gestation	1	1	-	2.7	7.4	0	1	-	1	6.8	0	12.3	10
11 20-27 weeks gestation	3	1	2	8.1	7.4	8.5	-	-	-	0	0	0	11
12 28 weeks and more	9	2	7	24.3	14.8	29.7	4	3	1	27.2	45.5	12.3	12
13 Unknown length of gestation	1	-	1	2.7	0	4.2	-	-	-	0	0	0	13
DEATHS													
14 Total, all ages	165	67	98	976.3	917.8	1020.8	81	49	32	1051.9	1020.8	1103.4	14
15 Under 1 year	17	5	12	45.8	37.0	50.8	8	5	3	54.4	75.8	37.0	15
16 Under 28 days	10	3	7	27.0	22.2	29.7	2	2	-	13.6	30.3	0	16
17 Deaths from immaturity	6	2	4	16.2	14.8	16.9	-	-	-	0	0	0	17
18 1-4 years **	3	-	3	-	-	-	-	-	-	-	-	-	18
19 Maternal deaths	-	-	-	0	0	0	-	-	-	0	0	0	19
CAUSE OF DEATH													
20 Tuberculosis, all forms (001-019)	2	-	2	11.8	0	20.8	-	-	-	0	0	0	20
21 Syphilis and its sequelae (020-029)	-	-	-	0	0	0	1	-	1	13.0	0	34.5	21
22 Typhoid fever (040)	-	-	-	0	0	0	-	-	-	0	0	0	22
23 Dysentery, all forms (045-048)	-	-	-	0	0	0	-	-	-	0	0	0	23
24 Scarlet fever (050)	-	-	-	0	0	0	-	-	-	0	0	0	24
25 Streptococcal sore throat (051)	-	-	-	0	0	0	-	-	-	0	0	0	25
26 Diphtheria (055)	-	-	-	0	0	0	-	-	-	0	0	0	26
27 Whooping cough (056)	1	-	1	5.9	0	10.4	-	-	-	0	0	0	27
28 Meningococcal infections (057)	-	-	-	0	0	0	-	-	-	0	0	0	28
29 Acute poliomyelitis (080)	-	-	-	0	0	0	-	-	-	0	0	0	29
30 Acute infectious encephalitis (082)	-	-	-	0	0	0	-	-	-	0	0	0	30
31 Smallpox (084)	-	-	-	0	0	0	-	-	-	0	0	0	31
32 Measles (085)	-	-	-	0	0	0	-	-	-	0	0	0	32
33 Typhus and other rickettsial diseases (100-103, 105-108)	-	-	-	0	0	0	-	-	-	0	0	0	33
34 Rocky Mountain spotted fever (104)	-	-	-	0	0	0	-	-	-	0	0	0	34
35 Malaria (110-117)	-	-	-	0	0	0	-	-	-	0	0	0	35
36 All other diseases classified as infective and parasitic (030-039, 041-044, 049, 052-054, 059-074, 081, 083, 086-096, 120-138)	-	-	-	0	0	0	-	-	-	0	0	0	36
37 Malignant neoplasms, including neoplasms of lymphatic and haematopoietic tissues (140-205)	9	4	5	53.3	54.8	52.1	10	7	3	129.9	145.8	103.4	37
38 Benign and unspecified neoplasms (210-239)	-	-	-	0	0	0	-	-	-	0	0	0	38
39 Diabetes mellitus (260)	3	-	3	17.8	0	31.3	-	-	-	0	0	0	39
40 Pellagra (281)	-	-	-	0	0	0	1	-	1	13.0	0	34.5	40
41 Anemias (290-293)	1	-	1	5.9	0	10.4	-	-	-	0	0	0	41
42 Vascular lesions affecting central nervous system (330-334)	37	13	24	218.9	178.1	250.0	16	8	8	207.8	166.7	275.9	42
43 Nonmeningococcal meningitis (340)	-	-	-	0	0	0	1	-	1	13.0	0	34.5	43
44 Rheumatic fever (400-402)	-	-	-	0	0	0	1	-	1	13.0	0	34.5	44
45 Heart diseases (410-443)	53	31	22	313.6	424.7	229.2	29	21	8	376.6	437.5	275.9	45
46 Hypertension without mention of heart (444-447)	5	1	4	29.6	13.7	41.7	-	-	-	0	0	0	46
47 Influenza and pneumonia (480-483, 490-493)	9	3	6	53.3	41.1	62.5	6	3	3	77.9	62.5	103.4	47
48 Bronchitis (500-502)	1	-	1	5.9	0	10.4	1	1	-	13.0	20.8	0	48
49 Ulcer of stomach and duodenum (540-541)	2	2	-	11.8	27.4	0	-	-	-	0	0	0	49
50 Appendicitis (550-553)	-	-	-	0	0	0	-	-	-	0	0	0	50
51 Intestinal obstruction and hernia (560, 561, 570)	-	-	-	0	0	0	1	1	-	13.0	20.8	0	51
52 Gastritis, duodenitis, enteritis and colitis (except diarrhea of the newborn) (543, 571, 572)	1	-	1	5.9	0	10.4	-	-	-	0	0	0	52
53 Cirrhosis of liver (581)	1	1	-	5.9	13.7	0	-	-	-	0	0	0	53
54 Nephritis and nephrosis (590-594)	2	-	2	11.8	0	20.8	1	1	-	13.0	20.8	0	54
55 Hyperplasia of prostate (610)	-	-	-	0	0	0	-	-	-	0	0	0	55
56 Complications of pregnancy, childbirth and the puerperium (640-652, 670-689)	-	-	-	0	0	0	-	-	-	0	0	0	56
57 Congenital malformations (750-759)	2	2	-	11.8	27.4	0	1	1	-	13.0	20.8	0	57
58 Birth injuries, postnatal asphyxia and atelectasis (760-762)	3	-	3	17.8	0	31.3	-	-	-	26.0	41.7	0	58
59 Infection of the newborn (763-768)	-	-	-	0	0	0	2	2	-	0	0	0	59
60 Other diseases peculiar to early infancy, and immaturity unqualified (769-776)	6	2	4	35.5	27.4	41.7	-	-	-	0	0	0	60
61 Senility, without mention of psychosis (794)	2	1	1	11.8	13.7	10.4	-	-	-	0	0	0	61
62 Ill-defined and unknown causes (780-793, 795)	3	1	2	17.8	13.7	20.8	1	1	-	13.0	20.8	0	62
63 Motor vehicle accidents (E810-E835)	5	1	4	29.6	13.7	41.7	-	-	-	13.0	20.8	0	63
64 All other accidents (E800-E802, E840-E962)	7	2	5	41.4	27.4	52.1	3	3	3	39.0	0	103.4	64
65 Suicide (E963, E970, E979)	2	1	1	11.8	13.7	10.4	-	-	-	0	0	0	65
66 Homicide (E964, E980-E985)	3	1	2	17.8	13.7	20.8	-	-	-	0	0	0	66
67 All other diseases (residual)	5	1	4	29.6	13.7	41.7	5	2	3	64.9	41.7	103.4	67

TABLE XIII VITAL STATISTICS, BY COUNTY, BY RACE, GEORGIA, 1958

ITEM	Spalding						Stephens						
	Number			Rate or Ratio *			Number			Rate or Ratio *			
	Total	White	Non-White	Total	White	Non-White	Total	White	Non-White	Total	White	Non-White	
1 Estimated population	33,500	24,700	8,800				19,400	16,900	2,500				1
LIVE BIRTHS													
2 Total	850	510	340	25.4	20.6	38.6	404	343	61	20.8	20.3	24.4	2
3 Delivered in hospital	695	510	185	81.8%	100.0%	54.4%	387	339	48	95.8%	98.8%	78.7%	3
4 Delivered in home by physician	11	-	11	1.3%	0%	3.2%	4	1	3	1.0%	0.3%	4.9%	4
5 Delivered in home by midwife	143	-	143	16.8%	0%	42.1%	13	3	10	3.2%	0.9%	16.4%	5
6 Other deliveries	1	-	1	0.1%	0%	0.3%	-	-	-	0%	0%	0%	6
7 Immature births	77	30	47	90.6	58.8	138.2	37	28	9	91.6	81.6	147.5	7
8 Live births to un-wed mothers	115	7	108	135.3	13.7	317.6	17	3	14	42.1	8.7	229.5	8
FETAL DEATHS													
9 Total	35	13	22	41.2	25.5	64.7	5	4	1	12.4	11.7	16.4	9
10 Under 20 weeks gestation	16	5	11	18.8	9.8	32.4	-	-	-	0	0	0	10
11 20-27 weeks gestation	7	4	3	8.2	7.8	8.8	1	1	-	2.5	2.9	0	11
12 28 weeks and more	12	4	8	14.1	7.8	23.5	4	3	1	9.9	8.7	16.4	12
13 Unknown length of gestation	-	-	-	0	0	0	-	-	-	0	0	0	13
DEATHS													
14 Total, all ages	314	209	105	937.3	846.2	1193.2	132	93	39	680.4	550.3	1560.0	14
15 Under 1 year	26	10	16	30.6	19.6	47.1	11	7	4	27.2	20.4	65.6	15
16 Under 28 days	22	9	13	25.9	17.6	38.2	7	6	1	17.3	17.5	16.4	16
17 Deaths from immaturity	9	4	5	10.6	7.8	14.7	2	2	-	5.0	5.8	0	17
18 1-4 years **	3	1	2	-	-	-	4	3	1	-	-	-	18
19 Maternal deaths	-	-	-	0	0	0	-	-	-	0	0	0	19
CAUSE OF DEATH													
20 Tuberculosis, all forms (001-019)	3	3	-	9.0	12.1	0	-	-	-	0	0	0	20
21 Syphilis and its sequelae (020-029)	1	-	1	3.0	0	11.4	-	-	-	0	0	0	21
22 Typhoid fever (040)	-	-	-	0	0	0	-	-	-	0	0	0	22
23 Dysentery, all forms (045-048)	-	-	-	0	0	0	-	-	-	0	0	0	23
24 Scarlet fever (050)	-	-	-	0	0	0	-	-	-	0	0	0	24
25 Streptococcal sore throat (051)	-	-	-	0	0	0	-	-	-	0	0	0	25
26 Diphtheria (055)	-	-	-	0	0	0	-	-	-	0	0	0	26
27 Whooping cough (056)	-	-	-	0	0	0	-	-	-	0	0	0	27
28 Meningococcal infections (057)	-	-	-	0	0	0	-	-	-	0	0	0	28
29 Acute poliomyelitis (080)	-	-	-	0	0	0	-	-	-	0	0	0	29
30 Acute infectious encephalitis (082)	-	-	-	0	0	0	-	-	-	0	0	0	30
31 Smallpox (084)	-	-	-	0	0	0	-	-	-	0	0	0	31
32 Measles (085)	-	-	-	0	0	0	-	-	-	0	0	0	32
33 Typhus and other rickettsial diseases (100-103, 105-108)	-	-	-	0	0	0	-	-	-	0	0	0	33
34 Rocky Mountain spotted fever (104)	-	-	-	0	0	0	-	-	-	0	0	0	34
35 Malaria (110-117)	-	-	-	0	0	0	-	-	-	0	0	0	35
36 All other diseases classified as infective and parasitic (030-039, 041-044, 049, 052-054, 059-074, 081, 083, 086-096, 120-138)	2	2	-	6.0	8.1	0	1	-	1	5.2	0	40.0	36
37 Malignant neoplasms, including neoplasms of lymphatic and haematopoietic tissues (140-205)	40	31	9	119.4	125.5	102.3	19	14	5	97.9	82.8	200.0	37
38 Benign and unspecified neoplasms (210-239)	1	1	-	3.0	4.0	0	1	-	1	5.2	0	40.0	38
39 Diabetes mellitus (260)	4	2	2	11.9	8.1	22.7	1	1	1	5.2	0	40.0	39
40 Pellagra (281)	-	-	-	0	0	0	-	-	-	0	0	0	40
41 Anemias (290-293)	-	-	-	0	0	0	-	-	-	0	0	0	41
42 Vascular lesions affecting central nervous system (330-334)	55	31	24	164.2	125.5	272.7	12	10	2	61.9	59.2	80.0	42
43 Nonmeningococcal meningitis (340)	-	-	-	0	0	0	-	-	-	0	0	0	43
44 Rheumatic fever (400-402)	-	-	-	0	0	0	-	-	-	0	0	0	44
45 Heart diseases (410-443)	98	74	24	292.5	299.6	272.7	53	38	15	273.2	224.9	600.0	45
46 Hypertension without mention of heart (444-447)	2	2	-	6.0	8.1	0	3	3	3	15.5	0	120.0	46
47 Influenza and pneumonia (480-483, 490-493)	12	7	5	35.8	28.3	56.8	6	2	4	30.9	11.8	160.0	47
48 Bronchitis (500-502)	2	1	1	6.0	4.0	11.4	-	-	-	0	0	0	48
49 Ulcer of stomach and duodenum (540-541)	4	3	1	11.9	12.1	11.4	1	1	-	5.2	5.9	0	49
50 Appendicitis (550-553)	1	1	-	3.0	4.0	0	-	-	-	0	0	0	50
51 Intestinal obstruction and hernia (560, 561, 570)	-	-	-	0	0	0	-	-	-	0	0	0	51
52 Gastritis, duodenitis, enteritis and colitis (except diarrhea of the newborn) (543, 571, 572)	1	1	1	3.0	0	11.4	1	1	-	5.2	5.9	0	52
53 Cirrhosis of liver (581)	1	1	-	3.0	4.0	0	-	-	-	0	0	0	53
54 Nephritis and nephrosis (590-594)	9	3	6	26.9	12.1	68.2	4	3	1	20.6	17.8	40.0	54
55 Hyperplasia of prostate (610)	2	-	2	6.0	0	22.7	-	-	-	0	0	0	55
56 Complications of pregnancy, childbirth and the puerperium (640-652, 670-689)	-	-	-	0	0	0	-	-	-	0	0	0	56
57 Congenital malformations (750-759)	5	3	2	14.9	12.1	22.7	4	3	1	20.6	17.8	40.0	57
58 Birth injuries, postnatal asphyxia and oleletosis (760-762)	6	1	5	17.9	4.0	56.8	-	-	-	0	0	0	58
59 Infection of the newborn (763-768)	1	-	1	3.0	0	11.4	1	1	-	5.2	5.9	0	59
60 Other diseases peculiar to early infancy, and immaturity unqualified (769-776)	10	5	5	29.9	20.2	56.8	3	3	-	15.5	17.8	0	60
61 Senility, without mention of psychosis (794)	-	-	-	0	0	0	-	-	-	0	0	0	61
62 Ill-defined and unknown causes (780-793, 795)	3	2	1	9.0	8.1	11.4	-	-	-	0	0	0	62
63 Motor vehicle accidents (E810-E835)	7	6	1	20.9	24.3	11.4	5	3	2	25.8	17.8	80.0	63
64 All other accidents (E800-E802, E840-E962)	13	8	5	38.8	32.4	56.8	5	4	1	25.8	23.7	40.0	64
65 Suicide (E963, E970, E979)	5	5	-	14.9	20.2	0	4	4	-	20.6	23.7	0	65
66 Homicide (E964, E980-E985)	2	-	2	6.0	0	22.7	3	1	2	15.5	5.9	80.0	66
67 All other diseases (residual)	24	17	7	71.6	68.8	79.5	5	5	-	25.8	29.6	0	67

TABLE XIII VITAL STATISTICS, BY COUNTY, BY RACE, GEORGIA, 1958

ITEM	Stewart						Sumter						
	Number			Rate or Ratio *			Number			Rate or Ratio *			
	Total	White	Non-White	Total	White	Non-White	Total	White	Non-White	Total	White	Non-White	
1 Estimated population	8,600	2,300	6,300				24,600	11,900	12,700				1
LIVE BIRTHS													
2 Total	187	27	160	21.7	11.7	25.4	617	208	409	25.1	17.5	32.2	2
3 Delivered in hospital	66	27	39	35.3%	100.0%	24.4%	376	207	169	60.9%	99.5%	41.3%	3
4 Delivered in home by physician	9	-	9	4.8%	0%	5.6%	5	1	4	0.8%	0.5%	1.0%	4
5 Delivered in home by midwife	112	-	112	59.9%	0%	70.0%	236	-	236	38.2%	0%	57.7%	5
6 Other deliveries	-	-	-	0%	0%	0%	-	-	-	0%	0%	0%	6
7 Immature births	18	2	16	9.6	74.1	100.0	51	7	44	82.7	33.7	107.6	7
8 Live births to un-wed mothers	36	-	36	192.5	0	225.0	123	1	122	199.4	4.8	298.3	8
FETAL DEATHS													
9 Total	3	1	2	16.0	37.0	12.5	32	9	23	51.9	43.3	56.2	9
10 Under 20 weeks gestation	-	-	-	0	0	0	14	6	8	22.7	28.8	19.6	10
11 20-27 weeks gestation	-	-	-	0	0	0	5	2	3	8.1	9.6	7.3	11
12 28 weeks and more	2	1	1	10.7	37.0	6.3	11	1	10	17.8	4.8	24.4	12
13 Unknown length of gestation	1	-	1	5.3	0	6.3	2	-	2	3.2	0	4.9	13
DEATHS													
14 Total, all ages	85	33	52	988.4	434.8	825.4	293	114	179	1191.1	958.0	1409.4	14
15 Under 1 year	9	1	8	48.1	37.0	50.0	26	3	23	42.1	14.4	56.2	15
16 Under 28 days	5	1	4	26.7	37.0	25.0	16	3	13	25.9	14.4	31.8	16
17 Deaths from immaturity	-	-	-	0	0	0	4	-	4	6.5	0	9.8	17
18 1-4 years **	1	-	1	-	-	-	5	1	4	-	-	-	18
19 Maternal deaths	-	-	-	0	0	0	-	-	-	0	0	0	19
CAUSE OF DEATH													
20 Tuberculosis, all forms (001-019)	-	-	-	0	0	0	4	2	2	16.3	16.8	15.7	20
21 Syphilis and its sequelae (020-029)	-	-	-	0	0	0	2	1	1	8.1	8.4	7.9	21
22 Typhoid fever (040)	-	-	-	0	0	0	-	-	-	0	0	0	22
23 Dysentery, all forms (045-048)	1	-	1	11.6	0	15.9	-	-	-	0	0	0	23
24 Scarlet fever (050)	-	-	-	0	0	0	-	-	-	0	0	0	24
25 Streptococcal sore throat (051)	-	-	-	0	0	0	-	-	-	0	0	0	25
26 Diphtheria (055)	-	-	-	0	0	0	1	-	1	4.1	0	7.9	26
27 Whooping cough (056)	1	-	1	11.6	0	15.9	-	-	-	0	0	0	27
28 Meningococcal infections (057)	-	-	-	0	0	0	-	-	-	0	0	0	28
29 Acute poliomyelitis (080)	-	-	-	0	0	0	-	-	-	0	0	0	29
30 Acute infectious encephalitis (082)	-	-	-	0	0	0	-	-	-	0	0	0	30
31 Smallpox (084)	-	-	-	0	0	0	-	-	-	0	0	0	31
32 Measles (085)	-	-	-	0	0	0	-	-	-	0	0	0	32
33 Typhus and other rickettsial diseases (100-103, 105-108)	-	-	-	0	0	0	-	-	-	0	0	0	33
34 Rocky Mountain spotted fever (104)	-	-	-	0	0	0	-	-	-	0	0	0	34
35 Malaria (110-117)	-	-	-	0	0	0	-	-	-	0	0	0	35
36 All other diseases classified as infective and parasitic (030-039, 041-044, 049, 052-054, 059-074, 081, 083, 086-096, 120-138)	1	-	1	11.6	0	15.9	1	-	1	4.1	0	7.9	36
37 Malignant neoplasms, including neoplasms of lymphatic and haematopoietic tissues (140-205)	5	4	1	58.1	173.9	15.9	32	20	12	130.1	168.1	94.5	37
38 Benign and unspecified neoplasms (210-239)	-	-	-	0	0	0	-	-	-	0	0	0	38
39 Diabetes mellitus (260)	1	1	-	11.6	43.5	0	6	3	3	24.4	25.2	23.6	39
40 Pellagra (281)	-	-	-	0	0	0	-	-	-	0	0	0	40
41 Anemias (290-293)	-	-	-	0	0	0	1	-	1	4.1	0	7.9	41
42 Vascular lesions affecting central nervous system (330-334)	17	6	11	197.7	260.9	174.6	61	13	48	248.0	109.2	378.0	42
43 Nonmeningococcal meningitis (340)	-	-	-	0	0	0	1	-	1	4.1	0	7.9	43
44 Rheumatic fever (400-402)	-	-	-	0	0	0	-	-	-	0	0	0	44
45 Heart diseases (410-443)	25	14	11	290.7	608.7	174.6	100	47	53	406.5	395.0	417.3	45
46 Hypertension without mention of heart (444-447)	4	2	2	46.5	87.0	31.7	5	1	4	20.3	8.4	31.5	46
47 Influenza and pneumonia (480-483, 490-493)	6	-	6	69.8	0	95.2	11	1	10	44.7	8.4	78.7	47
48 Bronchitis (500-502)	2	1	1	23.3	43.5	15.9	-	-	-	0	0	0	48
49 Ulcer of stomach and duodenum (540-541)	-	-	-	0	0	0	-	-	-	0	0	0	49
50 Appendicitis (550-553)	-	-	-	0	0	0	-	-	-	0	0	0	50
51 Intestinal obstruction and hernia (560, 561, 570)	1	-	1	11.6	0	15.9	2	-	2	8.1	0	15.7	51
52 Gastritis, duodenitis, enteritis and colitis (except diarrhea of the newborn) (543, 571, 572)	-	-	-	0	0	0	-	-	-	0	0	0	52
53 Cirrhosis of liver (581)	3	1	2	34.9	43.5	31.7	-	-	-	0	0	0	53
54 Nephritis and nephrosis (590-594)	2	-	2	23.3	0	31.7	5	1	4	20.3	8.4	31.5	54
55 Hyperplasia of prostate (610)	-	-	-	0	0	0	1	-	1	4.1	0	7.9	55
56 Complications of pregnancy, childbirth and the puerperium (640-652, 670-689)	-	-	-	0	0	0	-	-	-	0	0	0	56
57 Congenital malformations (750-759)	2	1	1	23.3	43.5	15.9	4	3	1	16.3	25.2	7.9	57
58 Birth injuries, postnatal asphyxia and tetelctis (760-762)	-	-	-	0	0	0	8	3	5	32.5	25.2	39.4	58
59 Infection of the newborn (763-768)	-	-	-	0	0	0	1	-	1	4.1	0	7.9	59
60 Other diseases peculiar to early infancy, and immaturity unqualified (769-776)	-	-	-	0	0	0	5	-	5	20.3	0	39.4	60
61 Senility, without mention of psychosis (794)	-	-	-	0	0	0	2	1	1	8.1	8.4	7.9	61
62 Ill-defined and unknown causes (780-793, 795)	3	-	3	34.9	0	47.6	3	1	2	12.2	8.4	15.7	62
63 Motor vehicle accidents (E810-E835)	3	-	3	34.9	0	47.6	3	1	2	12.2	8.4	15.7	63
64 All other accidents (E800-E802, E840-E962)	2	-	2	23.3	0	31.7	5	2	3	20.3	16.8	23.6	64
65 Suicide (E963, E970, E979)	1	1	-	11.6	43.5	0	-	-	-	0	0	0	65
66 Homicide (E964, E980-E985)	-	-	-	0	0	0	-	-	-	0	0	0	66
67 All other diseases (residual)	4	2	2	46.5	87.0	31.7	27	12	15	109.8	100.8	118.1	67

TABLE XIII VITAL STATISTICS, BY COUNTY, BY RACE, GEORGIA, 1958

ITEM	Talbot						Taliaferro						
	Number			Rate or Ratio *			Number			Rate or Ratio *			
	Total	White	Non-White	Total	White	Non-White	Total	White	Non-White	Total	White	Non-White	
1 Estimated population	7,600	2,200	5,400				3,500	1,200	2,300				1
LIVE BIRTHS													
2 Total	183	33	150	24.1	15.0	27.8	74	19	55	21.1	15.8	23.9	2
3 Delivered in hospital	70	33	37	38.3%	100.0%	24.7%	31	19	12	41.9%	100.0%	21.8%	3
4 Delivered in home by physician	7	-	7	3.8%	0%	4.7%	2	-	3	4.1%	0%	5.5%	4
5 Delivered in home by midwife	106	-	106	57.9%	0%	70.7%	40	-	40	54.1%	0%	72.7%	5
6 Other deliveries	-	-	-	0%	0%	0%	-	-	-	0%	0%	0%	6
7 Immature births	23	2	21	125.7	60.6	140.0	9	-	9	121.6	0	163.6	7
8 Live births to un-wed mothers	28	-	28	153.0	0	186.7	27	-	27	364.9	0	490.9	8
FETAL DEATHS													
9 Total	4	1	3	21.9	30.3	20.0	2	-	2	27.0	0	36.4	9
10 Under 20 weeks gestation	1	1	-	5.5	30.3	0	-	-	-	0	0	0	10
11 20-27 weeks gestation	1	-	1	5.5	0	6.7	1	-	1	13.5	0	18.2	11
12 28 weeks and more	2	-	2	10.9	0	13.3	1	-	1	13.5	0	18.2	12
13 Unknown length of gestation	-	-	-	0	0	0	-	-	-	0	0	0	13
DEATHS													
14 Total, all ages	73	30	43	960.5	363.6	796.3	37	14	23	1057.1	1166.7	1000.0	14
15 Under 1 year	7	1	6	38.3	30.3	40.0	-	-	-	0	0	0	15
16 Under 28 days	7	1	6	38.3	30.3	40.0	-	-	-	0	0	0	16
17 Deaths from immaturity	1	-	1	5.5	0	6.7	-	-	-	0	0	0	17
18 1-4 years **	-	-	-	-	-	-	1	-	1	-	-	-	18
19 Maternal deaths	1	-	1	54.6	0	66.7	-	-	-	0	0	0	19
CAUSE OF DEATH													
20 Tuberculosis, all forms (001-019)	-	-	-	0	0	0	-	-	-	0	0	0	20
21 Syphilis and its sequelae (020-029)	-	-	-	0	0	0	-	-	-	0	0	0	21
22 Typhoid fever (040)	-	-	-	0	0	0	-	-	-	0	0	0	22
23 Dysentery, all forms (045-048)	-	-	-	0	0	0	-	-	-	0	0	0	23
24 Scarlet fever (050)	-	-	-	0	0	0	-	-	-	0	0	0	24
25 Streptococcal sore throat (051)	-	-	-	0	0	0	-	-	-	0	0	0	25
26 Diphtheria (055)	-	-	-	0	0	0	-	-	-	0	0	0	26
27 Whooping cough (056)	-	-	-	0	0	0	-	-	-	0	0	0	27
28 Meningococcal infections (057)	-	-	-	0	0	0	-	-	-	0	0	0	28
29 Acute poliomyelitis (080)	-	-	-	0	0	0	-	-	-	0	0	0	29
30 Acute infectious encephalitis (082)	-	-	-	0	0	0	-	-	-	0	0	0	30
31 Smallpox (084)	-	-	-	0	0	0	-	-	-	0	0	0	31
32 Measles (085)	-	-	-	0	0	0	-	-	-	0	0	0	32
33 Typhus and other rickettsial diseases (100-103, 105-108)	-	-	-	0	0	0	-	-	-	0	0	0	33
34 Rocky Mountain spotted fever (104)	-	-	-	0	0	0	-	-	-	0	0	0	34
35 Malaria (110-117)	-	-	-	0	0	0	-	-	-	0	0	0	35
36 All other diseases classified as infective and parasitic (030-039, 041-044, 049, 052-054, 059-074, 081, 083, 086-096, 120-138)	-	-	-	0	0	0	-	-	-	0	0	0	36
37 Malignant neoplasms, including neoplasms of lymphatic and haematopoietic tissues (140-205)	8	4	4	105.3	181.8	74.1	9	4	5	257.1	333.3	217.4	37
38 Benign and unspecified neoplasms (210-239)	-	-	-	0	0	0	-	-	-	0	0	0	38
39 Diabetes mellitus (260)	2	1	1	26.3	45.5	18.5	-	-	-	0	0	0	39
40 Pellagra (281)	-	-	-	0	0	0	-	-	-	0	0	0	40
41 Anemias (290-293)	-	-	-	0	0	0	-	-	-	0	0	0	41
42 Vascular lesions affecting central nervous system (330-334)	13	4	9	171.1	181.8	166.7	7	3	4	200.0	250.0	173.9	42
43 Nonmeningococcal meningitis (340)	-	-	-	0	0	0	-	-	-	0	0	0	43
44 Rheumatic fever (400-402)	1	1	-	13.2	45.5	0	-	-	-	0	0	0	44
45 Heart diseases (410-443)	26	14	12	342.1	636.4	222.2	14	6	8	400.0	500.0	347.8	45
46 Hypertension without mention of heart (444-447)	1	1	-	13.2	45.5	0	-	-	-	0	0	0	46
47 Influenza and pneumonia (480-483, 490-493)	3	-	3	39.5	0	55.6	2	-	2	57.1	0	87.0	47
48 Bronchitis (500-502)	-	-	-	0	0	0	-	-	-	0	0	0	48
49 Ulcer of stomach and duodenum (540-541)	2	-	2	26.3	0	37.0	-	-	-	0	0	0	49
50 Appendicitis (550-553)	-	-	-	0	0	0	-	-	-	0	0	0	50
51 Intestinal obstruction and hernia (560, 561, 570)	-	-	-	0	0	0	-	-	-	0	0	0	51
52 Gastritis, duodenitis, enteritis and colitis (except diarrhea of the newborn) (543, 571, 572)	-	-	-	0	0	0	-	-	-	0	0	0	52
53 Cirrhosis of liver (581)	-	-	-	0	0	0	-	-	-	0	0	0	53
54 Nephritis and nephrosis (590-594)	1	1	-	13.2	45.5	0	-	-	-	0	0	0	54
55 Hyperplasia of prostate (610)	-	-	-	0	0	0	-	-	-	0	0	0	55
56 Complications of pregnancy, childbirth and the puerperium (640-652, 670-689)	1	-	1	13.2	0	18.5	-	-	-	0	0	0	56
57 Congenital malformations (750-759)	-	-	-	0	0	0	-	-	-	0	0	0	57
58 Birth injuries, postnatal asphyxia and atelectasis (760-762)	4	1	3	52.6	45.5	55.6	-	-	-	0	0	0	58
59 Infection of the newborn (763-768)	-	-	-	0	0	0	-	-	-	0	0	0	59
60 Other diseases peculiar to early infancy, and immaturity unqualified (769-776)	3	-	3	39.5	0	55.6	-	-	-	0	0	0	60
61 Senility, without mention of psychosis (794)	-	-	-	0	0	0	-	-	-	0	0	0	61
62 Ill-defined and unknown causes (780-793, 795)	-	-	-	0	0	0	2	-	2	57.1	0	87.0	62
63 Motor vehicle accidents (E810-E835)	1	-	1	13.2	0	18.5	-	-	-	0	0	0	63
64 All other accidents (E800-E802, E840-E962)	3	1	2	39.5	45.5	37.0	1	-	1	28.6	0	43.5	64
65 Suicide (E963, E970, E979)	-	-	-	0	0	0	-	-	-	0	0	0	65
66 Homicide (E964, E980-E985)	-	-	-	0	0	0	-	-	-	0	0	0	66
67 All other diseases (residual)	4	2	2	52.6	90.9	37.0	2	1	1	57.1	83.3	43.5	67

TABLE XIII VITAL STATISTICS, BY COUNTY, BY RACE, GEORGIA, 1958

ITEM	Tattnall						Taylor						
	Number			Rate or Ratio *			Number			Rate or Ratio *			
	Total	White	Non-White	Total	White	Non-White	Total	White	Non-White	Total	White	Non-White	
1 Estimated population	13,700	10,500	3,200				8,300	4,200	4,100				1
LIVE BIRTHS													
2 Total	296	173	123	21.6	16.5	38.4	224	83	141	27.0	19.8	34.4	2
3 Delivered in hospital	217	154	63	73.3%	89.0%	51.2%	103	82	21	46.0%	98.8%	14.9%	3
4 Delivered in home by physician	44	18	26	14.9%	10.4%	21.1%	4	4	1	1.8%	0%	2.8%	4
5 Delivered in home by midwife	35	1	34	11.8%	0.6%	27.6%	117	1	116	52.2%	1.2%	82.3%	5
6 Other deliveries	-	-	-	0%	0%	0%	-	-	-	0%	0%	0%	6
7 Immature births	25	8	17	84.5	46.2	138.2	13	5	8	58.0	60.2	56.7	7
8 Live births to un-wed mothers	32	3	29	108.1	17.3	235.8	36	-	36	160.7	0	255.3	8
FETAL DEATHS													
9 Total	18	8	10	60.8	46.2	81.3	6	1	5	26.8	12.0	35.5	9
10 Under 20 weeks gestation	2	1	1	6.8	5.8	8.1	-	-	-	0	0	0	10
11 20-27 weeks gestation	-	-	-	0	0	0	1	-	1	4.5	0	7.1	11
12 28 weeks and more	15	6	9	50.7	34.7	73.2	5	1	4	22.3	12.0	28.4	12
13 Unknown length of gestation	1	1	-	3.4	5.8	0	-	-	-	0	0	0	13
DEATHS													
14 Total, all ages	134	95	39	978.1	904.8	1218.8	104	45	59	1253.0	1071.4	1439.0	14
15 Under 1 year	10	4	6	33.8	23.1	48.8	13	-	13	58.0	0	92.2	15
16 Under 28 days	6	3	3	20.3	17.3	24.4	8	-	8	35.7	0	56.7	16
17 Deaths from immaturity	2	1	1	6.8	5.8	8.1	3	-	3	13.4	0	21.3	17
18 1-4 years **	1	1	-	-	-	-	2	1	1	-	-	-	18
19 Maternal deaths	1	-	1	33.8	0	81.3	1	-	1	44.6	0	70.9	19
CAUSE OF DEATH													
20 Tuberculosis, all forms (001-019)	1	1	-	7.3	9.5	0	-	-	-	0	0	0	20
21 Syphilis and its sequelae (020-029)	-	-	-	0	0	0	-	-	-	0	0	0	21
22 Typhoid fever (040)	-	-	-	0	0	0	-	-	-	0	0	0	22
23 Dysentery, all forms (045-048)	-	-	-	0	0	0	-	-	-	0	0	0	23
24 Scarlet fever (050)	-	-	-	0	0	0	-	-	-	0	0	0	24
25 Streptococcal sore throat (051)	-	-	-	0	0	0	-	-	-	0	0	0	25
26 Diphtheria (055)	-	-	-	0	0	0	-	-	-	0	0	0	26
27 Whooping cough (056)	-	-	-	0	0	0	-	-	-	0	0	0	27
28 Meningococcal infections (057)	-	-	-	0	0	0	-	-	-	0	0	0	28
29 Acute poliomyelitis (080)	-	-	-	0	0	0	-	-	-	0	0	0	29
30 Acute infectious encephalitis (082)	-	-	-	0	0	0	-	-	-	0	0	0	30
31 Smallpox (084)	-	-	-	0	0	0	-	-	-	0	0	0	31
32 Measles (085)	-	-	-	0	0	0	-	-	-	0	0	0	32
33 Typhus and other rickettsial diseases (100-103, 105-108)	-	-	-	0	0	0	-	-	-	0	0	0	33
34 Rocky Mountain spotted fever (104)	-	-	-	0	0	0	-	-	-	0	0	0	34
35 Malaria (110-117)	-	-	-	0	0	0	-	-	-	0	0	0	35
36 All other diseases classified as infective and parasitic (030-039, 041-044, 049, 052-054, 059-074, 081, 083, 086-096, 120-138)	1	1	-	7.3	9.5	0	-	-	-	0	0	0	36
37 Malignant neoplasms, including neoplasms of lymphatic and haematopoietic tissues (140-205)	15	13	2	109.5	123.8	62.5	8	4	4	96.4	95.2	97.6	37
38 Benign and unspecified neoplasms (210-239)	1	1	-	7.3	9.5	0	-	-	-	0	0	0	38
39 Diabetes mellitus (260)	3	2	1	21.9	19.0	31.3	1	-	1	12.0	0	24.4	39
40 Pellagra (281)	-	-	-	0	0	0	-	-	-	0	0	0	40
41 Anemias (290-293)	1	1	-	7.3	9.5	0	-	-	-	0	0	0	41
42 Vascular lesions affecting central nervous system (330-334)	21	16	5	153.3	152.4	156.3	28	9	19	337.3	214.3	463.4	42
43 Nonmeningococcal meningitis (340)	-	-	-	0	0	0	-	-	-	0	0	0	43
44 Rheumatic fever (400-402)	-	-	-	0	0	0	-	-	-	0	0	0	44
45 Heart diseases (410-443)	43	32	11	313.9	304.8	343.8	28	17	11	337.3	404.8	268.3	45
46 Hypertension without mention of heart (444-447)	2	1	1	14.6	9.5	31.3	3	2	1	36.1	47.6	24.4	46
47 Influenza and pneumonia (480-483, 490-493)	3	1	2	21.9	9.5	62.5	8	2	6	96.4	47.6	146.3	47
48 Bronchitis (500-502)	-	-	-	0	0	0	-	-	-	0	0	0	48
49 Ulcer of stomach and duodenum (540-541)	2	1	1	14.6	9.5	31.3	-	-	-	0	0	0	49
50 Appendicitis (550-553)	-	-	-	0	0	0	-	-	-	0	0	0	50
51 Intestinal obstruction and hernia (560, 561, 570)	-	-	-	0	0	0	-	-	-	0	0	0	51
52 Gastritis, duodenitis, enteritis and colitis (except diarrhea of the newborn) (543, 571, 572)	-	-	-	0	0	0	-	-	-	0	0	0	52
53 Cirrhosis of liver (581)	-	-	-	0	0	0	1	1	-	12.0	23.8	0	53
54 Nephritis and nephrosis (590-594)	1	-	1	7.3	0	31.3	1	1	-	12.0	23.8	0	54
55 Hyperplasia of prostate (610)	1	-	1	7.3	0	31.3	-	-	-	0	0	0	55
56 Complications of pregnancy, childbirth and the puerperium (640-652, 670-689)	1	-	1	7.3	0	31.3	1	-	1	12.0	0	24.4	56
57 Congenital malformations (750-759)	2	-	-	14.6	19.0	0	-	-	-	0	0	0	57
58 Birth injuries, postnatal asphyxia and atelectasis (760-762)	4	2	2	29.2	19.0	62.5	2	-	2	24.1	0	48.8	58
59 Infection of the newborn (763-768)	1	-	1	7.3	0	31.3	1	-	1	12.0	0	24.4	59
60 Other diseases peculiar to early infancy, and immaturity unqualified (769-776)	-	-	-	0	0	0	-	-	-	0	0	0	60
61 Senility, without mention of psychosis (794)	2	-	1	14.6	9.5	31.3	3	-	3	36.1	0	73.2	61
62 Ill-defined and unknown causes (780-793, 795)	1	-	1	7.3	0	31.3	4	-	4	48.2	0	97.6	62
63 Motor vehicle accidents (E810-E835)	6	5	1	43.8	47.6	31.3	4	3	1	48.2	71.4	24.4	63
64 All other accidents (E800-E802, E840-E962)	6	4	2	43.8	38.1	62.5	5	2	3	60.2	47.6	73.2	64
65 Suicide (E963, E970, E979)	1	-	1	7.3	0	31.3	1	1	-	12.0	23.8	0	65
66 Homicide (E964, E980-E985)	1	-	1	7.3	9.5	0	-	-	-	0	0	0	66
67 All other diseases (residual)	14	10	4	102.2	95.2	125.0	5	3	2	60.2	71.4	48.8	67

TABLE XIII VITAL STATISTICS, BY COUNTY, BY RACE, GEORGIA, 1958

ITEM	Telfair						Terrell						
	Number			Rate or Ratio *			Number			Rate or Ratio *			
	Total	White	Non-White	Total	White	Non-White	Total	White	Non-White	Total	White	Non-White	
1 Estimated population	12,400	8,200	4,200				13,200	4,700	8,500				1
LIVE BIRTHS													
2 Total	284	139	145	22.9	17.0	34.5	336	65	271	25.5	13.8	31.9	2
3 Delivered in hospital	170	126	44	59.9%	90.6%	30.3%	137	64	73	40.8%	98.5%	26.9%	3
4 Delivered in home by physician	10	4	6	3.5%	2.9%	4.1%	14	-	14	4.2%	0%	5.2%	4
5 Delivered in home by midwife	104	9	95	36.6%	6.5%	65.5%	185	1	184	55.1%	1.5%	67.9%	5
6 Other deliveries	-	-	-	0%	0%	0%	-	-	-	0%	0%	0%	6
7 Immature births	25	7	18	88.0	50.4	124.1	37	5	32	110.1	76.9	118.1	7
8 Live births to un-wed mothers	38	4	34	133.8	28.8	234.5	94	1	93	279.8	15.4	343.2	8
FETAL DEATHS													
9 Total	9	3	6	31.7	21.6	41.4	20	3	17	59.5	46.2	62.7	9
10 Under 20 weeks gestation	-	-	-	0	0	0	5	1	4	14.9	15.4	14.8	10
11 20-27 weeks gestation	-	-	-	0	0	0	6	-	6	17.9	0	22.1	11
12 28 weeks and more	8	3	5	28.2	21.6	34.5	9	2	7	26.8	30.8	25.8	12
13 Unknown length of gestation	1	-	1	3.5	0	6.9	-	-	-	0	0	0	13
DEATHS													
14 Total, all ages	142	91	51	145.2	1109.8	1214.3	180	59	121	363.6	255.3	1423.5	14
15 Under 1 year	11	3	8	38.7	21.6	55.2	28	3	25	83.3	46.2	92.3	15
16 Under 28 days	3	-	3	10.6	0	20.7	15	3	12	44.6	46.2	44.3	16
17 Deaths from immaturity	2	-	2	7.0	0	13.8	5	1	4	14.9	15.4	14.8	17
18 1-4 years **	4	2	2	-	0	0	5	1	4	-	0	0	18
19 Maternal deaths	-	-	-	0	0	0	-	-	-	0	0	0	19
CAUSE OF DEATH													
20 Tuberculosis, all forms (001-019)	3	2	1	24.2	24.4	23.8	2	1	1	15.2	21.3	11.8	20
21 Syphilis and its sequelae (020-029)	2	2	-	16.1	24.4	0	1	-	1	7.6	0	11.8	21
22 Typhoid fever (040)	-	-	-	0	0	0	-	-	-	0	0	0	22
23 Dysentery, all forms (045-048)	-	-	-	0	0	0	2	-	2	15.2	0	23.5	23
24 Scarlet fever (050)	-	-	-	0	0	0	-	-	-	0	0	0	24
25 Streptococcal sore throat (051)	-	-	-	0	0	0	-	-	-	0	0	0	25
26 Diphtheria (055)	-	-	-	0	0	0	-	-	-	0	0	0	26
27 Whooping cough (056)	-	-	-	0	0	0	-	-	-	0	0	0	27
28 Meningococcal infections (057)	-	-	-	0	0	0	-	-	-	0	0	0	28
29 Acute poliomyelitis (080)	-	-	-	0	0	0	-	-	-	0	0	0	29
30 Acute infectious encephalitis (082)	-	-	-	0	0	0	-	-	-	0	0	0	30
31 Smallpox (084)	-	-	-	0	0	0	-	-	-	0	0	0	31
32 Measles (085)	-	-	-	0	0	0	-	-	-	0	0	0	32
33 Typhus and other rickettsial diseases (100-103, 105-108)	-	-	-	0	0	0	-	-	-	0	0	0	33
34 Rocky Mountain spotted fever (104)	-	-	-	0	0	0	-	-	-	0	0	0	34
35 Malaria (110-117)	-	-	-	0	0	0	-	-	-	0	0	0	35
36 All other diseases classified as infective and parasitic (030-039, 041-044, 049, 052-054, 059-074, 081, 083, 086-096, 120-138)	-	-	-	0	0	0	-	-	-	0	0	0	36
37 Malignant neoplasms, including neoplasms of lymphatic and haemopoietic tissues (140-205)	9	8	1	72.6	97.6	23.8	16	5	11	121.2	106.4	129.4	37
38 Benign and unspecified neoplasms (210-239)	1	1	-	8.1	12.2	0	1	1	1	7.6	0	11.8	38
39 Diabetes mellitus (260)	-	-	-	0	0	0	3	-	2	22.7	21.3	23.5	39
40 Pellagra (281)	-	-	-	0	0	0	-	-	-	0	0	0	40
41 Anemias (290-293)	-	-	-	0	0	0	1	1	1	7.6	21.3	0	41
42 Vascular lesions affecting central nervous system (330-334)	33	21	12	266.1	256.1	285.7	40	10	30	303.0	212.8	352.9	42
43 Nonmeningococcal meningitis (340)	-	-	-	0	0	0	2	-	2	15.2	0	23.5	43
44 Rheumatic fever (400-402)	-	-	-	0	0	0	-	-	-	0	0	0	44
45 Heart diseases (410-443)	42	29	13	338.7	353.7	309.5	40	22	18	303.0	468.1	211.8	45
46 Hypertension without mention of heart (444-447)	2	2	-	16.1	24.4	0	5	3	2	37.9	63.8	23.5	46
47 Influenza and pneumonia (480-483, 490-493)	8	4	4	64.5	48.8	95.2	12	1	11	90.9	21.3	129.4	47
48 Bronchitis (500-502)	-	-	-	0	0	0	-	-	-	0	0	0	48
49 Ulcer of stomach and duodenum (540-541)	2	-	2	16.1	0	47.6	2	1	1	15.2	21.3	11.8	49
50 Appendicitis (550-553)	-	-	-	0	0	0	-	-	-	0	0	0	50
51 Intestinal obstruction and hernia (560, 561, 570)	-	-	-	0	0	0	2	1	1	15.2	21.3	11.8	51
52 Gastritis, duodenitis, enteritis and colitis (except diarrhea of the newborn) (543, 571, 572)	2	1	1	16.1	12.2	23.8	3	-	3	22.7	0	35.3	52
53 Cirrhosis of liver (581)	3	1	2	24.2	24.4	23.8	-	-	-	0	0	0	53
54 Nephritis and nephrosis (590-594)	5	2	3	40.3	24.4	71.4	4	1	3	30.3	21.3	35.3	54
55 Hyperplasia of prostate (610)	-	-	-	0	0	0	-	-	-	0	0	0	55
56 Complications of pregnancy, childbirth and the puerperium (640-652, 670-689)	-	-	-	0	0	0	-	-	-	0	0	0	56
57 Congenital malformations (750-759)	4	2	2	32.3	24.4	47.6	3	-	3	22.7	0	35.3	57
58 Birth injuries, postnatal asphyxia and atelectasis (760-762)	2	-	2	16.1	0	47.6	4	1	3	30.3	21.3	35.3	58
59 Infection of the newborn (763-768)	-	-	-	0	0	0	2	-	2	15.2	0	23.5	59
60 Other diseases peculiar to early infancy, and immaturity unqualified (769-776)	2	-	2	16.1	0	47.6	7	2	5	53.0	42.6	58.8	60
61 Senility, without mention of psychosis (794)	-	-	-	0	0	0	-	-	-	0	0	0	61
62 Ill-defined and unknown causes (780-793, 795)	2	2	-	16.1	24.4	0	1	-	1	7.6	0	11.8	62
63 Motor vehicle accidents (E810-E835)	7	3	4	56.5	36.6	95.2	3	1	2	22.7	21.3	23.5	63
64 All other accidents (E800-E802, E840-E962)	5	4	1	40.3	48.8	23.8	6	2	4	45.5	42.6	47.1	64
65 Suicide (E963, E970, E979)	2	2	-	16.1	24.4	0	1	1	1	7.6	21.3	0	65
66 Homicide (E964, E980-E985)	-	-	-	0	0	0	3	-	3	22.7	0	35.3	66
67 All other diseases (residual)	6	4	2	48.4	48.8	47.6	14	5	9	106.1	106.4	105.9	67

TABLE XIII VITAL STATISTICS, BY COUNTY, BY RACE, GEORGIA, 1958

ITEM	Thomas						Tift						
	Number			Rate or Ratio *			Number			Rate or Ratio *			
	Total	White	Non-White	Total	White	Non-White	Total	White	Non-White	Total	White	Non-White	
1 Estimated population	36,600	22,100	14,500				25,900	18,500	7,400				1
LIVE BIRTHS													
2 Total	905	392	513	24.7	17.7	35.4	634	380	254	24.5	20.5	34.3	2
3 Delivered in hospital	561	373	188	62.0%	95.2%	36.6%	467	375	92	73.7%	98.7%	36.2%	3
4 Delivered in home by physician	27	6	21	3.0%	1.5%	4.1%	3	--	3	0.5%	0%	1.2%	4
5 Delivered in home by midwife	312	12	300	34.5%	3.1%	58.5%	163	5	158	25.7%	1.3%	62.2%	5
6 Other deliveries	5	1	4	0.6%	0.3%	0.8%	1	--	1	0.2%	0%	0.4%	6
7 Immature births	78	30	48	86.2	76.5	93.6	36	17	19	56.8	44.7	74.8	7
8 Live births to un-wed mothers	143	9	134	158.0	23.0	261.2	83	8	75	130.9	21.1	295.3	8
FETAL DEATHS													
9 Total	32	19	13	35.4	48.5	25.3	17	11	6	26.8	28.9	23.6	9
10 Under 20 weeks gestation	11	9	2	12.2	23.0	3.9	4	3	1	6.3	7.9	3.9	10
11 20-27 weeks gestation	2	--	2	2.2	0	3.9	3	1	2	4.7	2.6	7.9	11
12 28 weeks and more	15	7	8	16.6	17.9	15.6	8	5	3	12.6	13.2	11.8	12
13 Unknown length of gestation	4	3	1	4.4	7.7	1.9	2	2	--	3.2	5.3	0	13
DEATHS													
14 Total, all ages	326	188	138	890.7	850.7	951.7	183	123	60	706.6	664.9	810.8	14
15 Under 1 year	29	9	20	32.0	23.0	39.0	13	4	9	20.5	10.5	35.4	15
16 Under 28 days	15	5	10	16.6	12.8	19.5	8	3	5	12.6	7.9	19.7	16
17 Deaths from immaturity	2	--	2	2.2	0	3.9	2	--	2	3.2	0	7.9	17
18 1-4 years **	6	3	3				4	3	1				18
19 Maternal deaths	1	--	1	11.0	0	19.5	--	--	--	0	0	0	19
CAUSE OF DEATH													
20 Tuberculosis, all forms (001-019)	2	--	2	5.5	0	13.8	--	--	--	0	0	0	20
21 Syphilis and its sequelae (020-029)	--	--	--	0	0	0	--	--	--	0	0	0	21
22 Typhoid fever (040)	--	--	--	0	0	0	--	--	--	0	0	0	22
23 Dysentery, all forms (045-048)	--	--	--	0	0	0	--	--	--	0	0	0	23
24 Scarlet fever (050)	--	--	--	0	0	0	--	--	--	0	0	0	24
25 Streptococcal sore throat (051)	--	--	--	0	0	0	--	--	--	0	0	0	25
26 Diphtheria (055)	--	--	--	0	0	0	--	--	--	0	0	0	26
27 Whooping cough (056)	--	--	--	0	0	0	--	--	--	0	0	0	27
28 Meningococcal infections (057)	--	--	--	0	0	0	--	--	--	0	0	0	28
29 Acute poliomyelitis (080)	--	--	--	0	0	0	--	--	--	0	0	0	29
30 Acute infectious encephalitis (082)	--	--	--	0	0	0	--	--	--	0	0	0	30
31 Smallpox (084)	--	--	--	0	0	0	--	--	--	0	0	0	31
32 Measles (085)	--	--	--	0	0	0	--	--	--	0	0	0	32
33 Typhus and other rickettsial diseases (100-103, 105-108)	--	--	--	0	0	0	--	--	--	0	0	0	33
34 Rocky Mountain spotted fever (104)	--	--	--	0	0	0	--	--	--	0	0	0	34
35 Malaria (110-117)	--	--	--	0	0	0	--	--	--	0	0	0	35
36 All other diseases classified as infective and parasitic (030-039, 041-044, 049, 052-054, 059-074, 081, 083, 086-096, 120-138)	2	--	2	5.5	0	13.8	1	1	--	3.9	5.4	0	36
37 Malignant neoplasms, including neoplasms of lymphatic and haemopoietic tissues (140-205)	40	29	11	109.3	131.2	75.9	19	13	6	73.4	70.3	81.1	37
38 Benign and unspecified neoplasms (210-239)	1	--	1	2.7	0	6.9	1	1	--	3.9	5.4	0	38
39 Diabetes mellitus (260)	11	3	8	30.1	13.6	55.2	1	1	--	3.9	5.4	0	39
40 Pellagra (281)	--	--	--	0	0	0	1	--	1	3.9	0	13.5	40
41 Anemias (290-293)	1	--	1	2.7	0	6.9	--	--	--	0	0	0	41
42 Vascular lesions affecting central nervous system (330-334)	62	28	34	169.4	126.7	234.5	29	15	14	112.0	81.1	189.2	42
43 Nonmeningococcal meningitis (340)	--	--	--	0	0	0	--	--	--	0	0	0	43
44 Rheumatic fever (400-402)	--	--	--	0	0	0	--	--	--	0	0	0	44
45 Heart diseases (410-443)	94	68	26	256.8	307.7	179.3	64	52	12	247.1	281.1	162.2	45
46 Hypertension without mention of heart (444-447)	4	1	3	10.9	4.5	20.7	4	2	2	15.4	10.8	27.0	46
47 Influenza and pneumonia (480-483, 490-493)	15	6	9	41.0	27.1	62.1	10	4	6	38.6	21.6	81.1	47
48 Bronchitis (500-502)	--	--	--	0	0	0	--	--	--	0	0	0	48
49 Ulcer of stomach and duodenum (540-541)	2	2	--	5.5	9.0	0	--	--	--	0	0	0	49
50 Appendicitis (550-553)	1	1	--	2.7	4.5	0	2	2	--	7.7	10.8	0	50
51 Intestinal obstruction and hernia (560, 561, 570)	2	1	1	5.5	4.5	6.9	1	1	--	3.9	5.4	0	51
52 Gastritis, duodenitis, enteritis and colitis (except diarrhea of the newborn) (543, 571, 572)	1	--	1	2.7	0	6.9	--	--	--	0	0	0	52
53 Cirrhosis of liver (581)	2	2	--	5.5	9.0	0	1	1	--	3.9	5.4	0	53
54 Nephritis and nephrosis (590-594)	10	5	5	27.3	22.6	34.5	4	2	2	15.4	10.8	27.0	54
55 Hyperplasia of prostate (610)	2	1	1	5.5	4.5	6.9	--	--	--	0	0	0	55
56 Complications of pregnancy, childbirth and the puerperium (640-652, 670-689)	1	--	1	2.7	0	6.9	--	--	--	0	0	0	56
57 Congenital malformations (750-759)	3	1	2	8.2	4.5	13.8	1	--	1	3.9	0	13.5	57
58 Birth injuries, postnatal asphyxia and atelectasis (760-762)	7	4	3	19.1	18.1	20.7	2	1	1	7.7	5.4	13.5	58
59 Infection of the newborn (763-768)	2	--	2	5.5	0	13.8	2	1	1	7.7	5.4	13.5	59
60 Other diseases peculiar to early infancy, and immaturity unqualified (769-776)	8	2	6	21.9	9.0	41.4	3	1	2	11.6	5.4	27.0	60
61 Senility, without mention of psychosis (794)	1	--	1	2.7	0	6.9	1	1	1	3.9	0	13.5	61
62 Ill-defined and unknown causes (780-793, 795)	5	1	4	13.7	4.5	27.6	4	--	4	15.4	0	54.1	62
63 Motor vehicle accidents (E810-E835)	4	3	1	10.9	13.6	6.9	4	4	--	15.4	21.6	0	63
64 All other accidents (E800-E802, E840-E962)	19	12	7	51.9	54.3	48.3	8	5	3	30.9	27.0	40.5	64
65 Suicide (E963, E970, E979)	2	2	--	5.5	9.0	0	1	1	--	3.9	5.4	0	65
66 Homicide (E964, E980-E985)	3	1	2	8.2	4.5	13.8	1	--	1	3.9	0	13.5	66
67 All other diseases (residual)	19	15	4	51.9	67.9	27.6	18	15	3	69.5	81.1	40.5	67

TABLE XIII VITAL STATISTICS, BY COUNTY, BY RACE, GEORGIA, 1958

ITEM	Toombs						Towns						
	Number			Rate or Ratio *			Number			Rate or Ratio *			
	Total	White	Non-White	Total	White	Non-White	Total	White	Non-White	Total	White	Non-White	
1 Estimated population	18,100	12,900	5,200				4,800	4,800	000				1
LIVE BIRTHS													
2 Total	414	245	169	22.9	19.0	32.5	95	95	-	19.8	19.8	...	2
3 Delivered in hospital	264	238	26	63.8%	97.1%	15.4%	95	95	-	100.0%	100.0%	...	3
4 Delivered in home by physician	29	5	24	7.0%	2.0%	14.2%	-	-	-	0%	0%	...	4
5 Delivered in home by midwife	121	2	119	29.2%	0.8%	70.4%	-	-	-	0%	0%	...	5
6 Other deliveries	-	-	-	0%	0%	0%	-	-	-	0%	0%	...	6
7 Immature births	33	14	19	79.7	57.1	112.4	1	1	-	10.5	10.5	...	7
8 Live births to un-wed mothers	64	7	57	154.6	28.6	337.3	1	1	-	10.5	10.5	...	8
FETAL DEATHS													
9 Total	8	2	6	19.3	8.2	35.5	3	3	-	31.6	31.6	...	9
10 Under 20 weeks gestation	2	-	2	4.8	0	11.8	-	-	-	0	0	...	10
11 20-27 weeks gestation	2	-	2	4.8	0	11.8	1	1	-	10.5	10.5	...	11
12 28 weeks and more	3	1	2	7.2	4.1	11.8	2	2	-	21.1	21.1	...	12
13 Unknown length of gestation	1	1	-	2.4	4.1	0	-	-	-	0	0	...	13
DEATHS													
14 Total, all ages	196	127	69	1082.9	984.5	1326.9	24	24	-	500.0	500.0	...	14
15 Under 1 year	18	6	12	43.5	24.5	71.0	1	1	-	10.5	10.5	...	15
16 Under 28 days	11	4	7	26.6	16.3	41.4	-	-	-	0	0	...	16
17 Deaths from immaturity	7	2	5	16.9	8.2	29.6	-	-	-	0	0	...	17
18 1-4 years **	4	1	3	-	-	-	1	1	-	-	-	...	18
19 Maternal deaths	-	-	-	0	0	0	-	-	-	0	0	...	19
CAUSE OF DEATH													
20 Tuberculosis, all forms (001-019)	-	-	-	0	0	0	-	-	-	0	0	...	20
21 Syphilis and its sequelae (020-029)	1	-	1	5.5	0	19.2	-	-	-	0	0	...	21
22 Typhoid fever (040)	-	-	-	0	0	0	-	-	-	0	0	...	22
23 Dysentery, all forms (045-048)	-	-	-	0	0	0	-	-	-	0	0	...	23
24 Scarlet fever (050)	-	-	-	0	0	0	-	-	-	0	0	...	24
25 Streptococcal sore throat (051)	-	-	-	0	0	0	-	-	-	0	0	...	25
26 Diphtheria (055)	-	-	-	0	0	0	-	-	-	0	0	...	26
27 Whooping cough (056)	-	-	-	0	0	0	-	-	-	0	0	...	27
28 Meningococcal infections (057)	-	-	-	0	0	0	-	-	-	0	0	...	28
29 Acute poliomyelitis (080)	-	-	-	0	0	0	-	-	-	0	0	...	29
30 Acute infectious encephalitis (082)	-	-	-	0	0	0	-	-	-	0	0	...	30
31 Smallpox (084)	-	-	-	0	0	0	-	-	-	0	0	...	31
32 Measles (085)	-	-	-	0	0	0	-	-	-	0	0	...	32
33 Typhus and other rickettsial diseases (100-103, 105-108)	-	-	-	0	0	0	-	-	-	0	0	...	33
34 Rocky Mountain spotted fever (104)	-	-	-	0	0	0	-	-	-	0	0	...	34
35 Malaria (110-117)	-	-	-	0	0	0	-	-	-	0	0	...	35
36 All other diseases classified as infective and parasitic (030-039, 041-044, 049, 052-054, 059-074, 081, 083, 086-096, 120-138)	-	-	-	0	0	0	-	-	-	0	0	...	36
37 Malignant neoplasms, including neoplasms of lymphatic and haematopoietic tissues (140-205)	16	10	6	88.4	77.5	115.4	4	4	-	83.3	83.3	...	37
38 Benign and unspecified neoplasms (210-239)	1	-	1	5.5	0	19.2	-	-	-	0	0	...	38
39 Diabetes mellitus (260)	4	-	4	22.1	0	76.9	-	-	-	0	0	...	39
40 Pellagra (281)	-	-	-	0	0	0	-	-	-	0	0	...	40
41 Anemias (290-293)	-	-	-	0	0	0	-	-	-	0	0	...	41
42 Vascular lesions affecting central nervous system (330-334)	19	9	10	105.0	69.8	192.3	3	3	-	62.5	62.5	...	42
43 Nonmeningococcal meningitis (340)	-	-	-	0	0	0	-	-	-	0	0	...	43
44 Rheumatic fever (400-402)	-	-	-	0	0	0	-	-	-	0	0	...	44
45 Heart diseases (410-443)	82	61	21	453.0	472.9	403.8	4	4	-	83.3	83.3	...	45
46 Hypertension without mention of heart (444-447)	2	2	-	11.0	15.5	0	-	-	-	0	0	...	46
47 Influenza and pneumonia (480-483, 490-493)	9	4	5	49.7	31.0	96.2	1	1	-	20.8	20.8	...	47
48 Bronchitis (500-502)	-	-	-	0	0	0	-	-	-	0	0	...	48
49 Ulcer of stomach and duodenum (540-541)	2	1	1	11.0	7.8	19.2	-	-	-	0	0	...	49
50 Appendicitis (550-553)	-	-	-	0	0	0	-	-	-	0	0	...	50
51 Intestinal obstruction and hernia (560, 561, 570)	1	1	-	5.5	7.8	0	2	2	-	41.7	41.7	...	51
52 Gastritis, duodenitis, enteritis and colitis (except diarrhea of the newborn) (543, 571, 572)	1	1	1	5.5	7.8	19.2	-	-	-	0	0	...	52
53 Cirrhosis of liver (581)	1	1	-	5.5	7.8	0	1	1	-	20.8	20.8	...	53
54 Nephritis and nephrosis (590-594)	3	3	-	16.6	23.3	0	-	-	-	0	0	...	54
55 Hyperplasia of prostate (610)	-	-	-	0	0	0	-	-	-	0	0	...	55
56 Complications of pregnancy, childbirth and the puerperium (640-652, 670-689)	-	2	-	0	0	0	-	-	-	0	0	...	56
57 Congenital malformations (750-759)	2	2	-	11.0	15.5	0	-	-	-	0	0	...	57
58 Birth injuries, postnatal asphyxia and asphyxia (760-762)	2	1	1	11.0	7.8	19.2	-	-	-	0	0	...	58
59 Infection of the newborn (763-768)	-	-	-	0	0	0	-	-	-	0	0	...	59
60 Other diseases peculiar to early infancy, and immaturity unqualified (769-776)	8	2	6	44.2	15.5	115.4	-	-	-	0	0	...	60
61 Senility, without mention of psychosis (794)	2	2	-	11.0	15.5	0	-	-	-	0	0	...	61
62 Ill-defined and unknown causes (780-793, 795)	2	1	1	11.0	7.8	19.2	-	-	-	0	0	...	62
63 Motor vehicle accidents (E810-E835)	8	8	-	44.2	62.0	0	1	1	-	20.8	20.8	...	63
64 All other accidents (E800-E802, E840-E962)	13	6	7	71.8	46.5	134.6	4	4	-	83.3	83.3	...	64
65 Suicide (E963, E970, E979)	1	1	-	5.5	7.8	0	-	-	-	0	0	...	65
66 Homicide (E964, E980-E985)	2	2	-	11.0	15.5	0	-	-	-	0	0	...	66
67 All other diseases (residual)	14	10	4	77.3	77.5	76.9	4	4	-	83.3	83.3	...	67

TABLE XIII VITAL STATISTICS, BY COUNTY, BY RACE, GEORGIA, 1958

ITEM	Trentlen						Troup						
	Number			Rate or Ratio *			Number			Rate or Ratio *			
	Total	White	Non-White	Total	White	Non-White	Total	White	Non-White	Total	White	Non-White	
1 Estimated population	6,000	4,100	1,900				54,700	38,000	16,700				1
LIVE BIRTHS													
2 Total	142	74	68	23.7	18.0	35.8	1,108	630	478	20.3	16.6	28.6	2
3 Delivered in hospital	91	68	23	64.1%	91.9%	33.8%	907	627	280	81.9%	99.5%	58.6%	3
4 Delivered in home by physician	3	2	1	2.1%	2.7%	1.5%	17	2	15	1.5%	0.3%	3.1%	4
5 Delivered in home by midwife	48	4	44	33.8%	5.4%	64.7%	184	1	183	16.6%	0.2%	38.3%	5
6 Other deliveries	-	-	-	0%	0%	0%	-	-	-	0%	0%	0%	6
7 Immature births	9	6	3	63.4	81.1	44.1	117	43	74	105.6	68.3	154.8	7
8 Live births to un-wed mothers	18	1	17	126.8	13.5	250.0	150	10	140	135.4	15.9	292.9	8
FETAL DEATHS													
9 Total	3	1	2	21.1	13.5	29.4	79	45	34	71.3	71.4	71.1	9
10 Under 20 weeks gestation	-	-	-	0	0	0	53	36	17	47.8	57.1	35.6	10
11 20-27 weeks gestation	-	-	-	0	0	0	9	5	4	8.1	7.9	8.4	11
12 28 weeks and more	3	1	2	21.1	13.5	29.4	17	4	13	15.3	6.3	27.2	12
13 Unknown length of gestation	-	-	-	0	0	0	-	-	-	0	0	0	13
DEATHS													
14 Total, all ages	47	28	19	783.3	682.9	1000.0	449	254	195	820.8	668.4	1167.7	14
15 Under 1 year	6	4	2	42.3	54.1	29.4	32	13	19	28.9	20.6	39.7	15
16 Under 28 days	6	4	2	42.3	54.1	29.4	24	12	12	21.7	19.0	25.1	16
17 Deaths from immaturity	-	-	-	0	0	0	6	2	4	5.4	3.2	8.4	17
18 1-4 years **	1	1	-	-	-	-	8	3	5	-	-	-	18
19 Maternal deaths	-	-	-	0	0	0	3	-	3	27.1	0	62.8	19
CAUSE OF DEATH													
20 Tuberculosis, all forms (001-019)	1	-	1	16.7	0	52.6	4	2	2	7.3	5.3	12.0	20
21 Syphilis and its sequelae (020-029)	-	-	-	0	0	0	1	-	1	1.8	0	6.0	21
22 Typhoid fever (040)	-	-	-	0	0	0	-	-	-	0	0	0	22
23 Dysentery, all forms (045-048)	-	-	-	0	0	0	-	-	-	0	0	0	23
24 Scarlet fever (050)	-	-	-	0	0	0	-	-	-	0	0	0	24
25 Streptococcal sore throat (051)	-	-	-	0	0	0	-	-	-	0	0	0	25
26 Diphtheria (055)	-	-	-	0	0	0	-	-	-	0	0	0	26
27 Whooping cough (056)	-	-	-	0	0	0	-	-	-	0	0	0	27
28 Meningococcal infections (057)	-	-	-	0	0	0	-	-	-	0	0	0	28
29 Acute poliomyelitis (080)	-	-	-	0	0	0	-	-	-	0	0	0	29
30 Acute infectious encephalitis (082)	-	-	-	0	0	0	-	-	-	0	0	0	30
31 Smallpox (084)	-	-	-	0	0	0	-	-	-	0	0	0	31
32 Measles (085)	-	-	-	0	0	0	-	-	-	0	0	0	32
33 Typhus and other rickettsial diseases (100-103, 105-108)	-	-	-	0	0	0	-	-	-	0	0	0	33
34 Rocky Mountain spotted fever (104)	-	-	-	0	0	0	-	-	-	0	0	0	34
35 Malaria (110-117)	-	-	-	0	0	0	-	-	-	0	0	0	35
36 All other diseases classified as infective and parasitic (030-039, 041-044, 049, 052-054, 059-074, 081, 083, 086-096, 120-138)	-	-	-	0	0	0	5	2	3	9.1	5.3	18.0	36
37 Malignant neoplasms, including neoplasms of lymphatic and haematopoietic tissues (140-205)	4	4	-	66.7	97.6	0	45	29	16	82.3	76.3	95.8	37
38 Benign and unspecified neoplasms (210-239)	-	-	-	0	0	0	1	1	-	1.8	2.6	0	38
39 Diabetes mellitus (260)	1	1	-	16.7	24.4	0	8	3	5	14.6	7.9	29.9	39
40 Pellagra (281)	-	-	-	0	0	0	-	-	-	0	0	0	40
41 Anemias (290-293)	-	-	-	0	0	0	-	-	-	0	0	0	41
42 Vascular lesions affecting central nervous system (330-334)	6	1	5	100.0	24.4	263.2	94	56	38	171.8	147.4	227.5	42
43 Nonmeningococcal meningitis (340)	-	-	-	0	0	0	2	1	1	3.7	2.6	6.0	43
44 Rheumatic fever (400-402)	-	-	-	0	0	0	1	-	1	1.8	0	6.0	44
45 Heart diseases (410-443)	15	11	4	250.0	268.3	210.5	133	81	52	243.1	213.2	311.4	45
46 Hypertension without mention of heart (444-447)	-	-	-	0	0	0	9	1	8	16.5	2.6	47.9	46
47 Influenza and pneumonia (480-483, 490-493)	1	1	-	16.7	24.4	0	24	8	16	43.9	21.1	95.8	47
48 Bronchitis (500-502)	-	-	-	0	0	0	-	-	-	0	0	0	48
49 Ulcer of stomach and duodenum (540-541)	-	-	-	0	0	0	3	3	-	5.5	7.9	0	49
50 Appendicitis (550-553)	-	-	-	0	0	0	1	-	1	1.8	0	6.0	50
51 Intestinal obstruction and hernia (560, 561, 570)	-	-	-	0	0	0	1	-	1	1.8	0	6.0	51
52 Gastritis, duodenitis, enteritis and colitis (except diarrhea of the newborn) (543, 571, 572)	-	-	-	0	0	0	-	-	-	0	0	0	52
53 Cirrhosis of liver (581)	1	1	-	16.7	24.4	0	3	2	1	5.5	5.3	6.0	53
54 Nephritis and nephrosis (590-594)	3	1	2	50.0	24.4	105.3	7	3	4	12.8	7.9	24.0	54
55 Hyperplasia of prostate (610)	-	-	-	0	0	0	-	-	-	0	0	0	55
56 Complications of pregnancy, childbirth and the puerperium (640-652, 670-689)	-	-	-	0	0	0	3	-	3	5.5	0	18.0	56
57 Congenital malformations (750-759)	2	-	2	33.3	0	105.3	3	2	1	5.5	5.3	6.0	57
58 Birth injuries, postnatal asphyxia and atelectasis (760-762)	2	2	-	33.3	48.8	0	5	4	1	9.1	10.5	6.0	58
59 Infection of the newborn (763-768)	1	1	-	16.7	24.4	0	5	3	2	9.1	7.9	12.0	59
60 Other diseases peculiar to early infancy, and immaturity unqualified (769-776)	-	-	-	0	0	0	-	-	-	0	0	0	60
61 Senility, without mention of psychosis (794)	1	1	-	16.7	24.4	0	8	3	5	14.6	7.9	29.9	60
62 Ill-defined and unknown causes (780-793, 795)	-	-	-	0	0	0	3	-	3	5.5	0	18.0	62
63 Motor vehicle accidents (E810-E835)	2	2	-	33.3	48.8	0	12	10	2	21.9	26.3	12.0	63
64 All other accidents (E800-E802, E840-E962)	-	-	-	0	0	0	12	8	4	21.9	21.1	24.0	64
65 Suicide (E963, E970, E979)	-	-	-	0	0	0	4	3	1	7.3	7.9	6.0	65
66 Homicide (E964, E980-E985)	1	-	1	16.7	0	52.6	7	2	5	12.8	5.3	29.9	66
67 All other diseases (residual)	5	1	4	83.3	24.4	210.5	40	24	16	73.1	63.2	95.8	67

TABLE XIII VITAL STATISTICS, BY COUNTY, BY RACE, GEORGIA, 1958

ITEM	Turner						Twiggs						1
	Number			Rate or Ratio *			Number			Rate or Ratio *			
	Total	White	Non-White	Total	White	Non-White	Total	White	Non-White	Total	White	Non-White	
1 Estimated population	10,500	6,400	4,100				8,000	3,100	4,900				1
LIVE BIRTHS													
2 Total	240	109	131	22.9	17.0	32.0	211	57	154	26.4	18.4	31.4	2
3 Delivered in hospital	188	108	80	78.3%	99.1%	61.1%	126	56	70	59.7%	98.2%	45.5%	3
4 Delivered in home by physician	6	-	6	2.5%	0%	4.6%	1	1	-	0.5%	1.8%	0%	4
5 Delivered in home by midwife	46	1	45	19.2%	0.9%	34.4%	84	-	84	39.8%	0%	54.5%	5
6 Other deliveries	-	-	-	0%	0%	0%	-	-	-	0%	0%	0%	6
7 Immature births	25	10	15	104.2	91.7	114.5	17	1	16	80.6	17.5	103.9	7
8 Live births to un-wed mothers	29	2	27	120.8	18.3	206.1	27	-	27	128.0	0	175.3	8
FETAL DEATHS													
9 Total	7	1	6	29.2	9.2	45.8	7	-	7	33.2	0	45.5	9
10 Under 20 weeks gestation	-	-	-	0	0	0	-	-	-	0	0	0	10
11 20-27 weeks gestation	3	1	2	12.5	9.2	15.3	1	-	1	4.7	0	6.5	11
12 28 weeks and more	3	-	3	12.5	0	22.9	6	-	6	28.4	0	39.0	12
13 Unknown length of gestation	1	-	1	4.2	0	7.6	-	-	-	0	0	0	13
DEATHS													
14 Total, all ages	86	58	28	819.0	906.3	682.9	62	22	40	775.0	709.7	816.3	14
15 Under 1 year	5	5	-	20.8	45.9	0	7	-	7	33.2	0	45.5	15
16 Under 28 days	3	3	-	12.5	27.5	0	4	-	4	19.0	0	26.0	16
17 Deaths from immaturity	2	2	-	8.3	18.3	0	-	-	-	0	0	0	17
18 1-4 years **	4	1	3	-	-	-	2	2	-	-	-	-	18
19 Maternal deaths	-	-	-	0	0	0	-	-	-	0	0	0	19
CAUSE OF DEATH													
20 Tuberculosis, all forms (001-019)	1	1	-	9.5	15.6	0	-	-	-	0	0	0	20
21 Syphilis and its sequelae (020-029)	1	-	1	9.5	0	24.4	-	-	-	0	0	0	21
22 Typhoid fever (040)	-	-	-	0	0	0	-	-	-	0	0	0	22
23 Dysentery, all forms (045-048)	-	-	-	0	0	0	-	-	-	0	0	0	23
24 Scarlet fever (050)	-	-	-	0	0	0	-	-	-	0	0	0	24
25 Streptococcal sore throat (051)	-	-	-	0	0	0	-	-	-	0	0	0	25
26 Diphtheria (055)	-	-	-	0	0	0	-	-	-	0	0	0	26
27 Whooping cough (056)	-	-	-	0	0	0	-	-	-	0	0	0	27
28 Meningococcal infections (057)	-	-	-	0	0	0	-	-	-	0	0	0	28
29 Acute poliomyelitis (080)	-	-	-	0	0	0	-	-	-	0	0	0	29
30 Acute infectious encephalitis (082)	-	-	-	0	0	0	-	-	-	0	0	0	30
31 Smallpox (084)	-	-	-	0	0	0	-	-	-	0	0	0	31
32 Measles (085)	-	-	-	0	0	0	-	-	-	0	0	0	32
33 Typhus and other rickettsial diseases (100-103, 105-108)	-	-	-	0	0	0	-	-	-	0	0	0	33
34 Rocky Mountain spotted fever (104)	-	-	-	0	0	0	-	-	-	0	0	0	34
35 Malaria (110-117)	-	-	-	0	0	0	-	-	-	0	0	0	35
36 All other diseases classified as infective and parasitic (030-039, 041-044, 049, 052-054, 059-074, 081, 083, 086-096, 120-138)	2	2	-	19.0	31.3	0	-	-	-	0	0	0	36
37 Malignant neoplasms, including neoplasms of lymphatic and haematopoietic tissues (140-205)	10	8	2	95.2	125.0	48.8	3	-	3	37.5	0	61.2	37
38 Benign and unspecified neoplasms (210-239)	-	-	-	0	0	0	-	-	-	0	0	0	38
39 Diabetes mellitus (260)	-	-	-	0	0	0	-	-	-	0	0	0	39
40 Pellagra (281)	-	-	-	0	0	0	-	-	-	0	0	0	40
41 Anemias (290-293)	-	-	-	0	0	0	-	-	-	0	0	0	41
42 Vascular lesions affecting central nervous system (330-334)	16	9	7	152.4	140.6	170.7	12	3	9	150.0	96.8	183.7	42
43 Nonmeningococcal meningitis (340)	-	-	-	0	0	0	1	-	1	12.5	0	20.4	43
44 Rheumatic fever (400-402)	-	-	-	0	0	0	-	-	-	0	0	0	44
45 Heart diseases (410-443)	25	20	5	238.1	312.5	122.0	19	8	11	237.5	258.1	224.5	45
46 Hypertension without mention of heart (444-447)	-	-	-	0	0	0	-	-	-	0	0	0	46
47 Influenza and pneumonia (480-483, 490-493)	5	3	2	47.6	46.9	48.8	8	3	5	100.0	96.8	102.0	47
48 Bronchitis (500-502)	-	-	-	0	0	0	1	1	-	12.5	32.3	0	48
49 Ulcer of stomach and duodenum (540-541)	-	-	-	0	0	0	1	-	1	12.5	0	20.4	49
50 Appendicitis (550-553)	1	1	-	9.5	15.6	0	-	-	-	0	0	0	50
51 Intestinal obstruction and hernia (560, 561, 570)	1	-	1	9.5	0	24.4	-	-	-	0	0	0	51
52 Gastritis, duodenitis, enteritis and colitis (except diarrhea of the newborn) (543, 571, 572)	1	1	-	9.5	15.6	0	-	-	-	0	0	0	52
53 Cirrhosis of liver (581)	1	1	-	9.5	15.6	0	1	1	-	12.5	32.3	0	53
54 Nephritis and nephrosis (590-594)	-	-	-	0	0	0	2	1	1	25.0	32.3	20.4	54
55 Hyperplasia of prostate (610)	-	-	-	0	0	0	-	-	-	0	0	0	55
56 Complications of pregnancy, childbirth and the puerperium (640-652, 670-689)	-	-	-	0	0	0	-	-	-	0	0	0	56
57 Congenital malformations (750-759)	2	2	-	19.0	31.3	0	-	-	-	0	0	0	57
58 Birth injuries, postnatal asphyxia and electasis (760-762)	-	-	-	0	0	0	1	-	1	12.5	0	20.4	58
59 Infection of the newborn (763-768)	-	-	-	0	0	0	2	-	2	25.0	0	40.8	59
60 Other diseases peculiar to early infancy, and immaturity unqualified (769-776)	2	2	-	19.0	31.3	0	1	-	1	12.5	0	20.4	60
61 Senility, without mention of psychosis (794)	-	-	-	0	0	0	-	-	-	0	0	0	61
62 Ill-defined and unknown causes (780-793, 795)	-	-	-	0	0	0	1	-	1	12.5	0	20.4	62
63 Motor vehicle accidents (E810-E835)	2	1	1	19.0	15.6	24.4	2	-	2	25.0	0	40.8	63
64 All other accidents (E800-E802, E840-E962)	6	2	4	57.1	31.3	97.6	-	-	-	0	0	0	64
65 Suicide (E963, E970, E979)	1	1	-	9.5	15.6	0	1	1	-	12.5	32.3	0	65
66 Homicide (E964, E980-E985)	2	1	1	19.0	15.6	24.4	-	-	-	0	0	0	66
67 All other diseases (residual)	7	3	4	66.7	46.9	97.6	6	4	2	75.0	129.0	40.8	67

TABLE XIII VITAL STATISTICS, BY COUNTY, BY RACE, GEORGIA, 1958

ITEM	Union						Upson						
	Number			Rate or Ratio *			Number			Rate or Ratio *			
	Total	White	Non-White	Total	White	Non-White	Total	White	Non-White	Total	White	Non-White	
1 Estimated population	7,200	7,200	000				25,600	19,300	6,300				1
LIVE BIRTHS													
2 Total	152	152	-	21.1	21.1	***	549	335	214	21.4	17.4	34.0	2
3 Delivered in hospital	148	148	-	97.4%	97.4%	***%	461	329	132	84.0%	98.2%	61.7%	3
4 Delivered in home by physician	1	1	-	0.7%	0.7%	***%	8	3	5	1.5%	0.9%	2.3%	4
5 Delivered in home by midwife	2	2	-	1.3%	1.3%	***%	79	3	76	14.4%	0.9%	35.5%	5
6 Other deliveries	1	1	-	0.7%	0.7%	***%	1	-	1	0.2%	0%	0.5%	6
7 Immature births	8	8	-	52.6	52.6	***	73	32	41	133.0	95.5	191.6	7
8 Live births to un-wed mothers	3	3	-	19.7	19.7	***	75	5	70	136.6	14.9	327.1	8
FETAL DEATHS													
9 Total	4	4	-	26.3	26.3	***	20	16	4	36.4	47.8	18.7	9
10 Under 20 weeks gestation	-	-	-	0	0	***	5	5	-	9.1	14.9	0	10
11 20-27 weeks gestation	-	-	-	0	0	***	5	5	-	9.1	14.9	0	11
12 28 weeks and more	4	4	-	26.3	26.3	***	9	6	3	16.4	17.9	14.0	12
13 Unknown length of gestation	-	-	-	0	0	***	1	-	1	1.8	0	4.7	13
DEATHS													
14 Total, all ages	53	53	-	736.1	736.1	***	248	165	83	968.8	854.9	1317.5	14
15 Under 1 year	2	2	-	13.2	13.2	***	30	15	15	54.6	44.8	70.1	15
16 Under 28 days	2	2	-	13.2	13.2	***	23	13	10	41.9	38.8	46.7	16
17 Deaths from immaturity	-	-	-	0	0	***	8	3	5	14.6	9.0	23.4	17
18 1-4 years **	-	-	-	0	0	***	4	4	-	-	-	-	18
19 Maternal deaths	-	-	-	0	0	***	-	-	-	0	0	0	19
CAUSE OF DEATH													
20 Tuberculosis, all forms (001-019)	-	-	-	0	0	***	-	-	-	0	0	0	20
21 Syphilis and its sequelae (020-029)	-	-	-	0	0	***	-	-	-	0	0	0	21
22 Typhoid fever (040)	-	-	-	0	0	***	-	-	-	0	0	0	22
23 Dysentery, all forms (045-048)	-	-	-	0	0	***	-	-	-	0	0	0	23
24 Scarlet fever (050)	-	-	-	0	0	***	-	-	-	0	0	0	24
25 Streptococcal sore throat (051)	-	-	-	0	0	***	-	-	-	0	0	0	25
26 Diphtheria (055)	-	-	-	0	0	***	-	-	-	0	0	0	26
27 Whooping cough (056)	-	-	-	0	0	***	-	-	-	0	0	0	27
28 Meningococcal infections (057)	-	-	-	0	0	***	1	1	-	3.9	5.2	0	28
29 Acute poliomyelitis (080)	-	-	-	0	0	***	-	-	-	0	0	0	29
30 Acute infectious encephalitis (082)	-	-	-	0	0	***	-	-	-	0	0	0	30
31 Smallpox (084)	-	-	-	0	0	***	-	-	-	0	0	0	31
32 Measles (085)	-	-	-	0	0	***	-	-	-	0	0	0	32
33 Typhus and other rickettsial diseases (100-103, 105-108)	-	-	-	0	0	***	-	-	-	0	0	0	33
34 Rocky Mountain spotted fever (104)	-	-	-	0	0	***	-	-	-	0	0	0	34
35 Malaria (110-117)	-	-	-	0	0	***	-	-	-	0	0	0	35
36 All other diseases classified as infective and parasitic (030-039, 041-044, 049, 052-054, 059-074, 081, 083, 086-096, 120-138)	-	-	-	0	0	***	3	1	2	11.7	5.2	31.7	36
37 Malignant neoplasms, including neoplasms of lymphatic and haematopoietic tissues (140-205)	5	5	-	69.4	69.4	***	28	21	7	109.4	108.8	111.1	37
38 Benign and unspecified neoplasms (210-239)	-	-	-	0	0	***	1	-	1	3.9	0	15.9	38
39 Diabetes mellitus (260)	1	1	-	13.9	13.9	***	4	2	2	15.6	10.4	31.7	39
40 Pellagra (281)	-	-	-	0	0	***	-	-	-	0	0	0	40
41 Anemias (290-293)	-	-	-	0	0	***	1	1	-	3.9	5.2	0	41
42 Vascular lesions affecting central nervous system (330-334)	9	9	-	125.0	125.0	***	45	24	21	175.8	124.4	333.3	42
43 Nonmeningococcal meningitis (340)	-	-	-	0	0	***	-	-	-	0	0	0	43
44 Rheumatic fever (400-402)	-	-	-	0	0	***	-	-	-	0	0	0	44
45 Heart diseases (410-443)	21	21	-	291.7	291.7	***	76	56	20	296.9	290.2	317.5	45
46 Hypertension without mention of heart (444-447)	-	-	-	0	0	***	2	2	-	7.8	10.4	0	46
47 Influenza and pneumonia (480-483, 490-493)	3	3	-	41.7	41.7	***	8	6	2	31.3	31.1	31.7	47
48 Bronchitis (500-502)	-	-	-	0	0	***	1	1	-	3.9	5.2	0	48
49 Ulcer of stomach and duodenum (540-541)	1	1	-	13.9	13.9	***	-	-	-	0	0	0	49
50 Appendicitis (550-553)	-	-	-	0	0	***	-	-	-	0	0	0	50
51 Intestinal obstruction and hernia (560, 561, 570)	-	-	-	0	0	***	1	1	-	3.9	5.2	0	51
52 Gastritis, duodenitis, enteritis and colitis (except diarrhea of the newborn) (543, 571, 572)	1	1	-	13.9	13.9	***	4	4	1	3.9	0	15.9	52
53 Cirrhosis of liver (581)	-	-	-	0	0	***	1	1	-	3.9	0	0	53
54 Nephritis and nephrosis (590-594)	1	1	-	13.9	13.9	***	2	2	-	7.8	10.4	0	54
55 Hyperplasia of prostate (610)	1	1	-	13.9	13.9	***	1	1	-	3.9	5.2	0	55
56 Complications of pregnancy, childbirth and the puerperium (640-652, 670-689)	-	-	-	0	0	***	-	-	-	0	0	0	56
57 Congenital malformations (750-759)	1	1	-	13.9	13.9	***	2	1	1	7.8	5.2	15.9	57
58 Birth injuries, postnatal asphyxia and atelectasis (760-762)	1	1	-	13.9	13.9	***	9	7	2	35.2	36.3	31.7	58
59 Infection of the newborn (763-768)	-	-	-	0	0	***	2	1	1	7.8	5.2	15.9	59
60 Other diseases peculiar to early infancy, and immaturity unqualified (769-776)	-	-	-	0	0	***	11	4	7	43.0	20.7	111.1	60
61 Senility, without mention of psychosis (794)	-	-	-	0	0	***	-	-	-	0	0	0	61
62 Ill-defined and unknown causes (780-793, 795)	-	-	-	0	0	***	5	2	3	19.5	10.4	47.6	62
63 Motor vehicle accidents (E810-E835)	-	-	-	0	0	***	7	4	3	27.3	20.7	47.6	63
64 All other accidents (E800-E802, E840-E962)	2	2	-	27.8	27.8	***	7	5	2	27.3	25.9	31.7	64
65 Suicide (E963, E970, E979)	2	2	-	27.8	27.8	***	3	3	-	11.7	15.5	0	65
66 Homicide (E964, E980-E985)	-	-	-	0	0	***	3	1	2	11.7	5.2	31.7	66
67 All other diseases (residual)	4	4	-	55.6	55.6	***	20	14	6	78.1	72.5	95.2	67

TABLE XIII VITAL STATISTICS, BY COUNTY, BY RACE, GEORGIA, 1958

ITEM	Walker						Walton						
	Number			Rate or Ratio *			Number			Rate or Ratio *			
	Total	White	Non-White	Total	White	Non-White	Total	White	Non-White	Total	White	Non-White	
1 Estimated population	43,800	41,100	2,700				20,400	13,900	6,500				1
LIVE BIRTHS													
2 Total	963	909	54	22.0	22.1	20.0	463	262	201	22.7	18.8	30.9	2
3 Delivered in hospital	956	902	54	99.3%	99.2%	100.0%	417	257	160	90.1%	98.1%	79.6%	3
4 Delivered in home by physician	6	6	-	0.6%	0.7%	0%	5	3	2	1.1%	1.1%	1.0%	4
5 Delivered in home by midwife	1	1	-	0.1%	0.1%	0%	39	2	37	8.4%	0.8%	18.4%	5
6 Other deliveries	-	-	-	0%	0%	0%	2	-	2	0.4%	0%	1.0%	6
7 Immature births	69	60	9	71.7	66.1	166.7	37	17	20	79.9	64.9	99.5	7
8 Live births to un-wed mothers	27	16	11	28.1	17.6	203.7	55	6	49	118.8	22.9	243.8	8
FETAL DEATHS													
9 Total	47	43	4	48.8	47.3	74.1	21	7	14	45.4	26.7	69.7	9
10 Under 20 weeks gestation	30	29	1	31.2	31.9	18.5	8	2	6	17.3	7.6	29.9	10
11 20-27 weeks gestation	4	2	2	4.2	2.2	37.0	4	1	3	8.6	3.8	14.9	11
12 28 weeks and more	12	11	1	12.5	12.1	18.5	8	4	4	17.3	15.3	19.9	12
13 Unknown length of gestation	1	1	-	1.0	1.1	0	1	-	1	2.2	0	5.0	13
DEATHS													
14 Total, all ages	350	310	40	799.1	754.3	1481.5	184	130	54	902.0	935.3	830.8	14
15 Under 1 year	23	18	5	23.9	19.8	92.6	17	6	11	36.7	22.9	54.7	15
16 Under 28 days	19	15	4	19.8	16.5	74.1	7	4	3	15.1	15.3	14.9	16
17 Deaths from immaturity	5	4	1	5.2	4.4	18.5	1	1	1	2.2	0	5.0	17
18 1-4 years **	1	1	-	-	-	-	2	1	1	-	-	-	18
19 Maternal deaths	-	-	-	0	0	0	-	-	-	0	0	0	19
CAUSE OF DEATH													
20 Tuberculosis, all forms (001-019)	5	4	1	11.4	9.7	37.0	-	-	-	0	0	0	20
21 Syphilis and its sequelae (020-029)	1	1	-	2.3	2.4	0	-	-	-	0	0	0	21
22 Typhoid fever (040)	-	-	-	0	0	0	-	-	-	0	0	0	22
23 Dysentery, all forms (045-048)	-	-	-	0	0	0	1	1	-	4.9	7.2	0	23
24 Scarlet fever (050)	-	-	-	0	0	0	-	-	-	0	0	0	24
25 Streptococcal sore throat (051)	-	-	-	0	0	0	-	-	-	0	0	0	25
26 Diphtheria (055)	-	-	-	0	0	0	-	-	-	0	0	0	26
27 Whooping cough (056)	-	-	-	0	0	0	-	-	-	0	0	0	27
28 Meningococcal infections (057)	-	-	-	0	0	0	-	-	-	0	0	0	28
29 Acute poliomyelitis (080)	-	-	-	0	0	0	-	-	-	0	0	0	29
30 Acute infectious encephalitis (082)	-	-	-	0	0	0	-	-	-	0	0	0	30
31 Smallpox (084)	-	-	-	0	0	0	-	-	-	0	0	0	31
32 Measles (085)	-	-	-	0	0	0	-	-	-	0	0	0	32
33 Typhus and other rickettsial diseases (100-103, 105-108)	-	-	-	0	0	0	-	-	-	0	0	0	33
34 Rocky Mountain spotted fever (104)	-	-	-	0	0	0	-	-	-	0	0	0	34
35 Malaria (110-117)	-	-	-	0	0	0	-	-	-	0	0	0	35
36 All other diseases classified as infective and parasitic (030-039, 041-044, 049, 052-054, 059-074, 081, 083, 086-096, 120-138)	-	-	-	0	0	0	2	-	2	9.8	0	30.8	36
37 Malignant neoplasms, including neoplasms of lymphatic and haematopoietic tissues (140-205)	51	48	3	116.4	116.8	111.1	23	20	3	112.7	143.9	46.2	37
38 Benign and unspecified neoplasms (210-239)	1	1	-	2.3	2.4	0	2	1	1	9.8	7.2	15.4	38
39 Diabetes mellitus (260)	7	7	-	16.0	17.0	0	-	-	-	4.9	7.2	0	39
40 Pellagra (281)	-	-	-	0	0	0	-	-	-	0	0	0	40
41 Anemias (290-293)	1	-	1	2.3	-	37.0	-	-	-	0	0	0	41
42 Vascular lesions affecting central nervous system (330-334)	49	45	4	111.9	109.5	148.1	30	21	9	147.1	151.1	138.5	42
43 Nonmeningococcal meningitis (340)	-	-	-	0	0	0	-	-	-	0	0	0	43
44 Rheumatic fever (400-402)	-	-	-	0	0	0	-	-	-	0	0	0	44
45 Heart diseases (410-443)	112	104	8	255.7	253.0	296.3	47	36	11	230.4	259.0	169.2	45
46 Hypertension without mention of heart (444-447)	6	3	3	13.7	7.3	111.1	4	3	1	19.6	21.6	15.4	46
47 Influenza and pneumonia (480-483, 490-493)	10	8	2	22.8	19.5	74.1	10	6	4	49.0	43.2	61.5	47
48 Bronchitis (500-502)	1	1	-	2.3	2.4	0	-	-	-	4.9	0	15.4	48
49 Ulcer of stomach and duodenum (540-541)	3	3	-	6.8	7.3	0	2	2	-	9.8	14.4	0	49
50 Appendicitis (550-553)	1	1	-	2.3	2.4	0	1	1	-	4.9	7.2	0	50
51 Intestinal obstruction and hernia (560, 561, 570)	1	1	-	2.3	2.4	0	-	-	-	0	0	0	51
52 Gastritis, duodenitis, enteritis and colitis (except diarrhea of the newborn) (543, 571, 572)	1	1	-	2.3	2.4	0	2	1	1	9.8	7.2	15.4	52
53 Cirrhosis of liver (581)	7	7	-	16.0	17.0	0	1	1	-	4.9	7.2	0	53
54 Nephritis and nephrosis (590-594)	7	6	1	16.0	14.6	37.0	2	1	1	9.8	7.2	15.4	54
55 Hyperplasia of prostate (610)	1	1	-	2.3	2.4	0	1	1	-	4.9	7.2	0	55
56 Complications of pregnancy, childbirth and the puerperium (640-652, 670-689)	-	-	-	0	0	0	-	-	-	0	0	0	56
57 Congenital malformations (750-759)	2	2	-	4.6	4.9	0	1	1	-	4.9	7.2	0	57
58 Birth injuries, postnatal asphyxia and atelectasis (760-762)	6	5	1	13.7	12.2	37.0	2	-	2	9.8	0	30.8	58
59 Infection of the newborn (763-768)	1	-	1	2.3	0	37.0	-	-	-	0	0	0	59
60 Other diseases peculiar to early infancy, and immaturity unqualified (769-776)	9	7	2	20.5	17.0	74.1	2	1	1	9.8	7.2	15.4	60
61 Senility, without mention of psychosis (794)	2	2	-	4.6	4.9	0	-	-	-	0	0	0	61
62 Ill-defined and unknown causes (780-793, 795)	13	9	4	29.7	21.9	148.1	2	1	1	9.8	7.2	15.4	62
63 Motor vehicle accidents (E810-E835)	7	7	-	16.0	17.0	0	12	10	2	58.8	71.9	30.8	63
64 All other accidents (E800-E802, E840-E962)	15	13	2	34.2	31.6	74.1	5	1	4	24.5	7.2	61.5	64
65 Suicide (E963, E970, E979)	1	1	-	2.3	2.4	0	3	2	1	14.7	14.4	15.4	65
66 Homicide (E964, E980-E985)	3	2	1	6.8	4.9	37.0	2	-	2	9.8	0	30.8	66
67 All other diseases (residual)	26	20	6	59.4	48.7	222.2	25	18	7	122.5	129.5	107.7	67

TABLE XIII VITAL STATISTICS, BY COUNTY, BY RACE, GEORGIA, 1958

ITEM	Ware						Warren						
	Number			Rate or Ratio *			Number			Rate or Ratio *			
	Total	White	Non-White	Total	White	Non-White	Total	White	Non-White	Total	White	Non-White	
1 Estimated population	32,800	24,100	8,700				8,000	2,900	5,100				1
LIVE BIRTHS													
2 Total	849	601	248	25.9	24.9	28.5	177	41	136	22.1	14.1	26.7	2
3 Delivered in hospital	694	579	115	81.7%	96.3%	46.4%	99	41	58	55.9%	100.0%	42.6%	3
4 Delivered in home by physician	85	22	63	10.0%	3.7%	25.4%	3	-	3	1.7%	0%	2.2%	4
5 Delivered in home by midwife	68	-	68	8.0%	0%	27.4%	75	-	75	42.4%	0%	55.1%	5
6 Other deliveries	2	-	2	0.2%	0%	0.8%	-	-	-	0%	0%	0%	6
7 Immature births	57	40	17	67.1	66.6	68.5	23	3	20	129.9	73.2	147.1	7
8 Live births to un-wed mothers	57	5	52	67.1	8.3	209.7	35	1	34	197.7	24.4	250.0	8
FETAL DEATHS													
9 Total	77	58	19	90.7	96.5	76.6	10	4	6	56.5	97.6	44.1	9
10 Under 20 weeks gestation	55	43	12	64.8	71.5	48.4	4	3	1	22.6	73.2	7.4	10
11 20-27 weeks gestation	6	2	4	7.1	3.3	16.1	1	1	-	5.6	24.4	0	11
12 28 weeks and more	14	11	3	16.5	18.3	12.1	5	-	5	28.2	0	36.8	12
13 Unknown length of gestation	2	2	-	2.4	3.3	0	-	-	-	0	0	0	13
DEATHS													
14 Total, all ages	301	192	109	917.7	796.7	1252.9	95	45	50	1187.5	1551.7	980.4	14
15 Under 1 year	21	16	5	24.7	26.6	20.2	9	-	9	50.8	0	66.2	15
16 Under 28 days	14	13	1	16.5	21.6	4.0	4	-	4	22.6	0	29.4	16
17 Deaths from immaturity	2	2	-	2.4	3.3	0	-	-	-	0	0	0	17
18 1-4 years **	6	3	3	-	-	-	1	-	1	-	-	-	18
19 Maternal deaths	1	-	1	11.8	0	40.3	-	-	-	0	0	0	19
CAUSE OF DEATH													
20 Tuberculosis, all forms (001-019)	4	1	3	12.2	4.1	34.5	-	-	-	0	0	0	20
21 Syphilis and its sequelae (020-029)	-	-	-	0	0	0	-	-	-	0	0	0	21
22 Typhoid fever (040)	-	-	-	0	0	0	-	-	-	0	0	0	22
23 Dysentery, all forms (045-048)	-	-	-	0	0	0	-	-	-	0	0	0	23
24 Scarlet fever (050)	-	-	-	0	0	0	-	-	-	0	0	0	24
25 Streptococcal sore throat (051)	1	1	-	3.0	4.1	0	-	-	-	0	0	0	25
26 Diphtheria (055)	-	-	-	0	0	0	-	-	-	0	0	0	26
27 Whooping cough (056)	-	-	-	0	0	0	1	-	1	12.5	0	19.6	27
28 Meningococcal infections (057)	-	-	-	0	0	0	-	-	-	0	0	0	28
29 Acute poliomyelitis (080)	-	-	-	0	0	0	-	-	-	0	0	0	29
30 Acute infectious encephalitis (082)	-	-	-	0	0	0	-	-	-	0	0	0	30
31 Smallpox (084)	-	-	-	0	0	0	-	-	-	0	0	0	31
32 Measles (085)	1	-	1	3.0	0	11.5	-	-	-	0	0	0	32
33 Typhus and other rickettsial diseases (100-103, 105-108)	-	-	-	0	0	0	-	-	-	0	0	0	33
34 Rocky Mountain spotted fever (104)	-	-	-	0	0	0	-	-	-	0	0	0	34
35 Malaria (110-117)	-	-	-	0	0	0	-	-	-	0	0	0	35
36 All other diseases classified as infective and parasitic (030-039, 041-044, 049, 052-054, 059-074, 081, 083, 086-096, 120-138)	3	1	2	9.1	4.1	23.0	-	-	-	0	0	0	36
37 Malignant neoplasms, including neoplasms of lymphatic and haemopoietic tissues (140-205)	33	22	11	100.6	91.3	126.4	12	7	5	150.0	241.4	98.0	37
38 Benign and unspecified neoplasms (210-239)	-	-	-	0	0	0	-	-	-	0	0	0	38
39 Diabetes mellitus (260)	4	3	1	12.2	12.4	11.5	1	1	-	12.5	34.5	0	39
40 Pellagra (281)	-	-	-	0	0	0	-	-	-	0	0	0	40
41 Anemias (290-293)	1	1	-	3.0	4.1	0	-	-	-	0	0	0	41
42 Vascular lesions affecting central nervous system (330-334)	40	15	25	122.0	62.2	287.4	15	6	9	187.5	206.9	176.5	42
43 Nonmeningococcal meningitis (340)	-	-	-	0	0	0	-	-	-	0	0	0	43
44 Rheumatic fever (400-402)	-	-	-	0	0	0	-	-	-	0	0	0	44
45 Heart diseases (410-443)	108	77	31	329.3	319.5	356.3	34	23	11	425.0	793.1	215.7	45
46 Hypertension without mention of heart (444-447)	4	1	3	12.2	4.1	34.5	1	-	1	12.5	0	19.6	46
47 Influenza and pneumonia (480-483, 490-493)	10	5	5	30.5	20.7	57.5	4	1	3	50.0	34.5	58.8	47
48 Bronchitis (500-502)	-	-	-	0	0	0	-	-	-	0	0	0	48
49 Ulcer of stomach and duodenum (540-541)	1	-	1	3.0	0	11.5	-	-	-	0	0	0	49
50 Appendicitis (550-553)	-	-	-	0	0	0	-	-	-	0	0	0	50
51 Intestinal obstruction and hernia (560, 561, 570)	2	1	1	6.1	4.1	11.5	1	-	1	12.5	0	19.6	51
52 Gastritis, duodenitis, enteritis and colitis (except diarrhea of the newborn) (543, 571, 572)	1	1	-	3.0	4.1	0	-	-	-	0	0	0	52
53 Cirrhosis of liver (581)	2	1	1	6.1	4.1	11.5	1	-	1	12.5	0	19.6	53
54 Nephritis and nephrosis (590-594)	12	4	8	36.6	16.6	92.0	7	-	7	87.5	0	137.3	54
55 Hyperplasia of prostate (610)	1	1	-	3.0	4.1	0	1	-	1	12.5	0	19.6	55
56 Complications of pregnancy, childbirth and the puerperium (640-652, 670-689)	1	-	1	3.0	0	11.5	-	-	-	0	0	0	56
57 Congenital malformations (750-759)	5	4	1	15.2	16.6	11.5	1	-	1	12.5	0	19.6	57
58 Birth injuries, postnatal asphyxia and atelactasis (760-762)	7	7	-	21.3	29.0	0	1	-	1	12.5	0	19.6	58
59 Infection of the newborn (763-768)	1	1	-	3.0	4.1	0	1	-	1	12.5	0	19.6	59
60 Other diseases peculiar to early infancy, and immaturity unqualified (769-776)	-	-	-	0	0	0	-	-	-	0	0	0	60
61 Senility, without mention of psychosis (794)	2	2	-	6.1	8.3	0	-	-	-	0	0	0	61
62 Ill-defined and unknown causes (780-793, 795)	3	2	1	9.1	8.3	11.5	-	-	5	62.5	0	98.0	62
63 Motor vehicle accidents (E810-E835)	7	6	1	21.3	24.9	11.5	-	-	-	0	0	0	63
64 All other accidents (E800-E802, E840-E962)	13	10	3	39.6	41.5	34.5	-	-	-	0	0	0	64
65 Suicide (E963, E970, E979)	5	5	-	15.2	20.7	0	2	2	-	25.0	69.0	0	65
66 Homicide (E964, E980-E985)	2	-	2	6.1	0	23.0	-	-	-	0	0	0	66
67 All other diseases (residual)	25	18	7	76.2	74.7	80.5	7	5	2	87.5	172.4	39.2	67

TABLE XIII VITAL STATISTICS, BY COUNTY, BY RACE, GEORGIA, 1958

ITEM	Washington						Wayne						
	Number			Rate or Ratio *			Number			Rate or Ratio *			
	Total	White	Non-White	Total	White	Non-White	Total	White	Non-White	Total	White	Non-White	
1 Estimated population	19,600	8,300	11,300				15,600	12,500	3,100				1
LIVE BIRTHS													
2 Total	514	138	376	26.2	16.6	33.3	519	361	158	33.3	28.9	51.0	2
3 Delivered in hospital	189	130	59	36.8%	94.2%	15.7%	508	354	154	97.9%	98.1%	97.5%	3
4 Delivered in home by physician	5	-	5	1.0%	0%	1.3%	11	7	4	2.1%	1.9%	2.5%	4
5 Delivered in home by midwife	320	8	312	62.3%	5.8%	83.0%	-	-	-	0%	0%	0%	5
6 Other deliveries	-	-	-	0%	0%	0%	-	-	-	0%	0%	0%	6
7 Immature births	54	11	43	105.1	79.7	114.4	44	25	19	84.8	69.3	120.3	7
8 Live births to un-wed mothers	125	-	125	243.2	0	322.4	41	5	36	79.0	13.9	227.8	8
FETAL DEATHS													
9 Total	46	16	30	89.5	115.9	79.8	13	10	3	25.0	27.7	19.0	9
10 Under 20 weeks gestation	23	13	10	44.7	94.2	26.6	4	4	-	7.7	11.1	0	10
11 20-27 weeks gestation	7	1	6	13.6	7.2	16.0	2	1	1	3.9	2.8	6.3	11
12 28 weeks and more	13	-	13	25.3	0	34.6	6	4	2	11.6	11.1	12.7	12
13 Unknown length of gestation	3	2	1	5.8	14.5	2.7	1	1	-	1.9	2.8	0	13
DEATHS													
14 Total, all ages	234	105	129	193.9	1265.1	141.6	128	94	34	820.5	752.0	1096.8	14
15 Under 1 year	27	4	23	52.5	29.0	61.2	15	10	5	28.9	27.7	31.6	15
16 Under 28 days	7	2	5	13.6	14.5	13.3	12	7	5	23.1	19.4	31.6	16
17 Deaths from immaturity	2	2	-	3.9	14.5	0	2	2	-	3.9	5.5	0	17
18 1-4 years **	3	-	3	-	0	0	2	-	2	-	0	0	18
19 Maternal deaths	-	-	-	0	0	0	-	-	-	0	0	0	19
CAUSE OF DEATH													
20 Tuberculosis, all forms (001-019)	2	-	2	10.2	0	17.7	3	2	1	19.2	16.0	32.3	20
21 Syphilis and its sequelae (020-029)	1	-	1	5.1	0	8.8	1	-	1	6.4	0	32.3	21
22 Typhoid fever (040)	-	-	-	0	0	0	-	-	-	0	0	0	22
23 Dysentery, all forms (045-048)	-	-	-	0	0	0	-	-	-	0	0	0	23
24 Scarlet fever (050)	-	-	-	0	0	0	-	-	-	0	0	0	24
25 Streptococcal sore throat (051)	1	-	1	5.1	0	8.8	-	-	-	0	0	0	25
26 Diphtheria (055)	-	-	-	0	0	0	-	-	-	0	0	0	26
27 Whooping cough (056)	-	-	-	0	0	0	-	-	-	0	0	0	27
28 Meningococcal infections (057)	-	-	-	0	0	0	-	-	-	0	0	0	28
29 Acute poliomyelitis (080)	-	-	-	0	0	0	-	-	-	0	0	0	29
30 Acute infectious encephalitis (082)	-	-	-	0	0	0	-	-	-	0	0	0	30
31 Smallpox (084)	-	-	-	0	0	0	-	-	-	0	0	0	31
32 Measles (085)	-	-	-	0	0	0	-	-	-	0	0	0	32
33 Typhus and other rickettsial diseases (100-103, 105-108)	-	-	-	0	0	0	-	-	-	0	0	0	33
34 Rocky Mountain spotted fever (104)	-	-	-	0	0	0	-	-	-	0	0	0	34
35 Malaria (110-117)	-	-	-	0	0	0	-	-	-	0	0	0	35
36 All other diseases classified as infective and parasitic (030-039, 041-044, 049, 052-054, 059-074, 081, 083, 086-096, 120-138)	-	-	-	0	0	0	1	-	1	6.4	0	32.3	36
37 Malignant neoplasms, including neoplasms of lymphatic and haematopoietic tissues (140-205)	22	11	11	112.2	132.5	97.3	9	6	3	57.7	48.0	96.8	37
38 Benign and unspecified neoplasms (210-239)	-	-	-	0	0	0	-	-	-	0	0	0	38
39 Diabetes mellitus (260)	1	1	-	5.1	12.0	0	1	1	-	6.4	8.0	0	39
40 Pellagra (281)	-	-	-	0	0	0	-	-	-	0	0	0	40
41 Anemias (290-293)	-	-	-	0	0	0	-	-	-	0	0	0	41
42 Vascular lesions affecting central nervous system (330-334)	41	20	21	209.2	241.0	185.8	28	21	7	179.5	168.0	225.8	42
43 Nonmeningococcal meningitis (340)	-	-	-	0	0	0	-	-	-	0	0	0	43
44 Rheumatic fever (400-402)	-	-	-	0	0	0	-	-	-	0	0	0	44
45 Heart diseases (410-443)	67	37	30	341.8	445.8	265.5	39	31	8	250.0	248.0	258.1	45
46 Hypertension without mention of heart (444-447)	5	-	5	25.5	0	44.2	-	-	-	0	0	0	46
47 Influenza and pneumonia (480-483, 490-493)	7	-	7	35.7	0	61.9	5	3	2	32.1	24.0	64.5	47
48 Bronchitis (500-502)	1	1	-	5.1	12.0	0	-	-	-	0	0	0	48
49 Ulcer of stomach and duodenum (540-541)	1	1	-	5.1	12.0	0	-	-	-	0	0	0	49
50 Appendicitis (550-553)	1	-	1	5.1	0	8.8	-	-	-	0	0	0	50
51 Intestinal obstruction and hernia (560, 561, 570)	5	2	3	25.5	24.1	26.5	1	-	1	6.4	0	32.3	51
52 Gastritis, duodenitis, enteritis and colitis (except diarrhea of the newborn) (543, 571, 572)	6	-	6	30.6	0	53.1	1	1	-	6.4	8.0	0	52
53 Cirrhosis of liver (581)	0	-	-	0	0	0	-	-	-	0	0	0	53
54 Nephritis and nephrosis (590-594)	3	1	2	15.3	12.0	17.7	2	2	-	12.8	16.0	0	54
55 Hyperplasia of prostate (610)	-	-	-	0	0	0	1	1	-	6.4	8.0	0	55
56 Complications of pregnancy, childbirth and the puerperium (640-652, 670-689)	-	-	-	0	0	0	4	-	-	0	0	0	56
57 Congenital malformations (750-759)	3	1	2	15.3	12.0	17.7	4	4	-	25.6	32.0	0	57
58 Birth injuries, postnatal asphyxia and atelectasis (760-762)	2	-	2	10.2	0	17.7	5	2	3	32.1	16.0	96.8	58
59 Infection of the newborn (763-768)	1	-	1	5.1	0	8.8	1	1	-	6.4	8.0	0	59
60 Other diseases peculiar to early infancy, and immaturity unqualified (769-776)	5	3	2	25.5	36.1	17.7	2	2	-	12.8	16.0	0	60
61 Senility, without mention of psychosis (794)	2	1	1	10.2	12.0	8.8	-	-	-	0	0	0	61
62 Ill-defined and unknown causes (780-793, 795)	2	-	2	10.2	0	17.7	2	2	-	12.8	16.0	0	62
63 Motor vehicle accidents (E810-E835)	7	4	3	35.7	48.2	26.5	7	6	1	44.9	48.0	32.3	63
64 All other accidents (E800-E802, E840-E962)	13	4	9	66.3	48.2	79.6	6	3	3	38.5	24.0	96.8	64
65 Suicide (E963, E970, E979)	1	1	-	5.1	12.0	0	1	1	-	6.4	8.0	0	65
66 Homicide (E964, E980-E985)	2	-	2	10.2	0	17.7	-	-	-	0	0	0	66
67 All other diseases (residual)	32	17	15	163.3	204.8	132.7	8	5	3	51.3	40.0	96.8	67

TABLE XIII VITAL STATISTICS, BY COUNTY, BY RACE, GEORGIA, 1958

ITEM	Webster						Wheeler						
	Number			Rate or Ratio *			Number			Rate or Ratio *			
	Total	White	Non-White	Total	White	Non-White	Total	White	Non-White	Total	White	Non-White	
1 Estimated population	3,800	1,300	2,500				5,700	3,700	2,000				1
LIVE BIRTHS													
2 Total	84	24	60	22.1	18.5	24.0	107	56	51	18.8	15.1	25.5	2
3 Delivered in hospital	37	23	14	44.0%	95.8%	23.3%	65	50	15	60.7%	89.3%	29.4%	3
4 Delivered in home by physician	4	-	4	4.8%	0%	6.7%	5	3	2	4.7%	5.4%	3.9%	4
5 Delivered in home by midwife	43	1	42	51.2%	4.2%	70.0%	37	3	34	34.6%	5.4%	66.7%	5
6 Other deliveries	-	-	-	0%	0%	0%	-	-	-	0%	0%	0%	6
7 Immature births	14	3	11	166.7	125.0	183.3	8	4	4	74.8	71.4	78.4	7
8 Live births to un-wed mothers	12	-	12	142.9	0	200.0	20	2	18	186.9	35.7	352.9	8
FETAL DEATHS													
9 Total	1	1	-	11.9	41.7	0	5	2	3	46.7	35.7	58.8	9
10 Under 20 weeks gestation	-	-	-	0	0	0	-	-	-	0	0	0	10
11 20-27 weeks gestation	-	-	-	0	0	0	1	1	-	9.3	17.9	0	11
12 28 weeks and more	1	1	-	11.9	41.7	0	4	1	3	37.4	17.9	58.8	12
13 Unknown length of gestation	-	-	-	0	0	0	-	-	-	0	0	0	13
DEATHS													
14 Total, all ages	36	16	20	947.4	1230.8	800.0	41	27	14	719.3	729.7	700.0	14
15 Under 1 year	5	-	5	59.5	0	83.3	6	3	3	56.1	53.6	58.8	15
16 Under 28 days	4	-	4	47.6	0	66.7	4	1	3	37.4	17.9	58.8	16
17 Deaths from immaturity	3	-	3	35.7	0	50.0	-	-	-	0	0	0	17
18 1-4 years **	-	-	-	0	0	0	1	-	1	-	-	-	18
19 Maternal deaths	-	-	-	0	0	0	-	-	-	0	0	0	19
CAUSE OF DEATH													
20 Tuberculosis, all forms (001-019)	2	2	-	52.6	153.8	0	-	-	-	0	0	0	20
21 Syphilis and its sequelae (020-029)	-	-	-	0	0	0	-	-	-	0	0	0	21
22 Typhoid fever (040)	-	-	-	0	0	0	-	-	-	0	0	0	22
23 Dysentery, all forms (045-048)	-	-	-	0	0	0	-	-	-	0	0	0	23
24 Scarlet fever (050)	-	-	-	0	0	0	-	-	-	0	0	0	24
25 Streptococcal sore throat (051)	-	-	-	0	0	0	-	-	-	0	0	0	25
26 Diphtheria (055)	-	-	-	0	0	0	-	-	-	0	0	0	26
27 Whooping cough (056)	-	-	-	0	0	0	-	-	-	0	0	0	27
28 Meningococcal infections (057)	-	-	-	0	0	0	-	-	-	0	0	0	28
29 Acute poliomyelitis (080)	-	-	-	0	0	0	-	-	-	0	0	0	29
30 Acute infectious encephalitis (082)	-	-	-	0	0	0	-	-	-	0	0	0	30
31 Smallpox (084)	-	-	-	0	0	0	-	-	-	0	0	0	31
32 Measles (085)	-	-	-	0	0	0	-	-	-	0	0	0	32
33 Typhus and other rickettsial diseases (100-103, 105-108)	-	-	-	0	0	0	-	-	-	0	0	0	33
34 Rocky Mountain spotted fever (104)	-	-	-	0	0	0	-	-	-	0	0	0	34
35 Malaria (110-117)	-	-	-	0	0	0	-	-	-	0	0	0	35
36 All other diseases classified as infective and parasitic (030-039, 041-044, 049, 052-054, 059-074, 081, 083, 086-096, 120-138)	-	-	-	0	0	0	-	-	-	0	0	0	36
37 Malignant neoplasms, including neoplasms of lymphatic and haematopoietic tissues (140-205)	3	2	1	78.9	153.8	40.0	4	4	-	70.2	108.1	0	37
38 Benign and unspecified neoplasms (210-239)	1	1	-	26.3	76.9	0	-	-	-	0	0	0	38
39 Diabetes mellitus (260)	1	1	-	26.3	76.9	0	-	-	-	0	0	0	39
40 Pellagra (281)	-	-	-	0	0	0	-	-	-	0	0	0	40
41 Anemias (290-293)	-	-	-	0	0	0	-	-	-	0	0	0	41
42 Vascular lesions affecting central nervous system (330-334)	7	2	5	184.2	153.8	200.0	9	7	2	157.9	189.2	100.0	42
43 Nonmeningococcal meningitis (340)	-	-	-	0	0	0	1	-	1	17.5	0	50.0	43
44 Rheumatic fever (400-402)	-	-	-	0	0	0	1	-	1	17.5	0	50.0	44
45 Heart diseases (410-443)	8	5	3	210.5	384.6	120.0	11	7	4	193.0	189.2	200.0	45
46 Hypertension without mention of heart (444-447)	-	-	-	0	0	0	-	-	-	0	0	0	46
47 Influenza and pneumonia (480-483, 490-493)	1	-	1	26.3	0	40.0	-	-	-	0	0	0	47
48 Bronchitis (500-502)	-	-	-	0	0	0	-	-	-	0	0	0	48
49 Ulcer of stomach and duodenum (540-541)	-	-	-	0	0	0	-	-	-	0	0	0	49
50 Appendicitis (550-553)	-	-	-	0	0	0	-	-	-	0	0	0	50
51 Intestinal obstruction and hernia (560, 561, 570)	1	1	-	26.3	76.9	0	-	-	-	0	0	0	51
52 Gastritis, duodenitis, enteritis and colitis (except diarrhea of the newborn) (543, 571, 572)	-	-	-	0	0	0	-	-	-	0	0	0	52
53 Cirrhosis of liver (581)	-	-	-	0	0	0	-	-	-	0	0	0	53
54 Nephritis and nephrosis (590-594)	-	-	-	0	0	0	2	1	1	35.1	27.0	50.0	54
55 Hyperplasia of prostate (610)	-	-	-	0	0	0	-	-	-	0	0	0	55
56 Complications of pregnancy, childbirth and the puerperium (640-652, 670-689)	-	-	-	0	0	0	-	-	-	0	0	0	56
57 Congenital malformations (750-759)	-	-	-	0	0	0	1	-	-	17.5	27.0	0	57
58 Birth injuries, postnatal asphyxia and oleteletosis (760-762)	1	-	1	26.3	0	40.0	-	1	-	0	0	0	58
59 Infection of the newborn (763-768)	-	-	-	0	0	0	1	-	1	17.5	0	50.0	59
60 Other diseases peculiar to early infancy, and immaturity unqualified (769-776)	3	-	3	78.9	0	120.0	-	-	-	0	0	0	60
61 Senility, without mention of psychosis (794)	-	-	-	0	0	0	-	-	-	0	0	0	61
62 Ill-defined and unknown causes (780-793, 795)	-	-	-	0	0	0	5	3	2	87.7	81.1	100.0	62
63 Motor vehicle accidents (E810-E835)	1	1	-	26.3	76.9	0	2	2	-	35.1	54.1	0	63
64 All other accidents (E800-E802, E840-E962)	3	-	3	78.9	0	120.0	1	-	1	17.5	0	50.0	64
65 Suicide (E963, E970, E979)	-	-	-	0	0	0	-	-	-	0	0	0	65
66 Homicide (E964, E980-E985)	1	-	1	26.3	0	40.0	1	-	1	17.5	0	50.0	66
67 All other diseases (residual)	3	1	2	78.9	76.9	80.0	2	2	-	35.1	54.1	0	67

TABLE XIII VITAL STATISTICS, BY COUNTY, BY RACE, GEORGIA, 1958

ITEM	White						Whitfield						
	Number			Rate or Ratio *			Number			Rate or Ratio *			
	Total	White	Non-White	Total	White	Non-White	Total	White	Non-White	Total	White	Non-White	
1 Estimated population	5,800	5,400	400				40,800	39,100	1,700				1
LIVE BIRTHS													
2 Total	162	154	8	27.9	28.5	20.0	993	935	58	24.3	23.9	34.1	2
3 Delivered in hospital	156	152	4	96.3%	98.7%	50.0%	973	927	46	98.0%	99.1%	79.3%	3
4 Delivered in home by physician	2	2	-	1.2%	1.3%	0%	15	4	11	1.5%	0.4%	19.0%	4
5 Delivered in home by midwife	4	-	4	2.5%	0%	50.0%	2	2	-	0.2%	0.2%	0%	5
6 Other deliveries	-	-	-	0%	0%	0%	3	2	1	0.3%	0.2%	1.7%	6
7 Immature births	17	14	3	104.9	90.9	375.0	94	80	14	94.7	85.6	241.4	7
8 Live births to un-wed mothers	4	1	3	24.7	6.5	375.0	32	15	17	32.2	16.0	293.1	8
FETAL DEATHS													
9 Total	7	5	2	43.2	32.5	250.0	12	9	3	12.1	9.6	51.7	9
10 Under 20 weeks gestation	4	4	-	24.7	26.0	0	2	2	-	2.0	2.1	0	10
11 20-27 weeks gestation	2	-	2	12.3	0	250.0	-	-	-	0	0	0	11
12 28 weeks and more	1	1	-	6.2	6.5	0	9	7	2	9.1	7.5	34.5	12
13 Unknown length of gestation	-	-	-	0	0	0	1	-	1	1.0	0	17.2	13
DEATHS													
14 Total, all ages	59	54	5	1017.2	1000.0	1250.0	291	268	23	713.2	685.4	1352.9	14
15 Under 1 year	6	5	1	37.0	32.5	125.0	21	20	1	21.1	21.4	17.2	15
16 Under 28 days	4	3	1	24.7	19.5	125.0	13	13	-	13.1	13.9	0	16
17 Deaths from immaturity	1	1	-	6.2	6.5	0	2	2	-	2.0	2.1	0	17
18 1-4 years **	-	-	-	0	0	0	6	6	-	-	-	-	18
19 Maternal deaths	-	-	-	0	0	0	1	1	-	10.1	10.7	0	19
CAUSE OF DEATH													
20 Tuberculosis, all forms (001-019)	-	-	-	0	0	0	5	4	1	12.3	10.2	58.8	20
21 Syphilis and its sequelae (020-029)	-	-	-	0	0	0	-	-	-	0	0	0	21
22 Typhoid fever (040)	-	-	-	0	0	0	-	-	-	0	0	0	22
23 Dysentery, all forms (045-048)	-	-	-	0	0	0	-	-	-	0	0	0	23
24 Scarlet fever (050)	-	-	-	0	0	0	-	-	-	0	0	0	24
25 Streptococcal sore throat (051)	-	-	-	0	0	0	-	-	-	0	0	0	25
26 Diphtheria (055)	-	-	-	0	0	0	-	-	-	0	0	0	26
27 Whooping cough (056)	-	-	-	0	0	0	-	-	-	0	0	0	27
28 Meningococcal infections (057)	-	-	-	0	0	0	-	-	-	0	0	0	28
29 Acute poliomyelitis (080)	-	-	-	0	0	0	-	-	-	0	0	0	29
30 Acute infectious encephalitis (082)	-	-	-	0	0	0	-	-	-	0	0	0	30
31 Smallpox (084)	-	-	-	0	0	0	-	-	-	0	0	0	31
32 Measles (085)	-	-	-	0	0	0	-	-	-	0	0	0	32
33 Typhus and other rickettsial diseases (100-103, 105-108)	-	-	-	0	0	0	-	-	-	0	0	0	33
34 Rocky Mountain spotted fever (104)	-	-	-	0	0	0	-	-	-	0	0	0	34
35 Malaria (110-117)	-	-	-	0	0	0	-	-	-	0	0	0	35
36 All other diseases classified as infective and parasitic (030-039, 041-044, 049, 052-054, 059-074, 081, 083, 086-096, 120-138)	-	-	-	0	0	0	8	7	1	19.6	17.9	58.8	36
37 Malignant neoplasms, including neoplasms of lymphatic and haematopoietic tissues (140-205)	7	7	-	120.7	129.6	0	40	36	4	98.0	92.1	235.3	37
38 Benign and unspecified neoplasms (210-239)	-	-	-	0	0	0	1	1	-	2.5	2.6	0	38
39 Diabetes mellitus (260)	1	1	-	17.2	18.5	0	3	3	-	7.4	7.7	0	39
40 Pellagra (281)	-	-	-	0	0	0	-	-	-	0	0	0	40
41 Anemias (290-293)	-	-	-	0	0	0	1	1	-	2.5	2.6	0	41
42 Vascular lesions affecting central nervous system (330-334)	13	10	3	224.1	185.2	750.0	49	47	2	120.1	120.2	117.6	42
43 Nonmeningococcal meningitis (340)	-	-	-	0	0	0	1	1	-	2.5	2.6	0	43
44 Rheumatic fever (400-402)	-	-	-	0	0	0	-	-	-	0	0	0	44
45 Heart diseases (410-443)	15	14	1	258.6	259.3	250.0	78	74	4	191.2	189.3	235.3	45
46 Hypertension without mention of heart (444-447)	1	1	-	17.2	18.5	0	7	5	2	17.2	12.8	117.6	46
47 Influenza and pneumonia (480-483, 490-493)	2	2	-	34.5	37.0	0	17	15	2	41.7	38.4	117.6	47
48 Bronchitis (500-502)	-	-	-	0	0	0	-	-	-	0	0	0	48
49 Ulcer of stomach and duodenum (540-541)	-	-	-	0	0	0	2	2	-	4.9	5.1	0	49
50 Appendicitis (550-553)	-	-	-	0	0	0	-	-	-	0	0	0	50
51 Intestinal obstruction and hernia (560, 561, 570)	-	-	-	0	0	0	1	1	-	2.5	2.6	0	51
52 Gastritis, duodenitis, enteritis and colitis (except diarrhea of the newborn) (543, 571, 572)	-	-	-	0	0	0	3	2	1	7.4	5.1	58.8	52
53 Cirrhosis of liver (581)	-	-	-	0	0	0	4	3	1	9.8	7.7	58.8	53
54 Nephritis and nephrosis (590-594)	3	3	-	51.7	55.6	0	5	4	1	12.3	10.2	58.8	54
55 Hyperplasia of prostate (610)	-	-	-	0	0	0	1	1	-	2.5	2.6	0	55
56 Complications of pregnancy, childbirth and the puerperium (640-652, 670-689)	-	-	-	0	0	0	1	1	-	2.5	2.6	0	56
57 Congenital malformations (750-759)	2	1	1	34.5	18.5	250.0	3	3	-	7.4	7.7	0	57
58 Birth injuries, postnatal asphyxia and atelectasis (760-762)	2	2	-	34.5	37.0	0	3	3	-	7.4	7.7	0	58
59 Infection of the newborn (763-768)	-	-	-	0	0	0	1	1	-	2.5	2.6	0	59
60 Other diseases peculiar to early infancy, and immaturity unqualified (769-776)	1	1	-	17.2	18.5	0	5	5	-	12.3	12.8	0	60
61 Senility, without mention of psychosis (794)	-	-	-	0	0	0	-	-	-	0	0	0	61
62 Ill-defined and unknown causes (780-793, 795)	1	1	-	17.2	18.5	0	1	1	-	2.5	2.6	0	62
63 Motor vehicle accidents (E810-E835)	2	2	-	34.5	37.0	0	15	13	2	36.8	33.2	117.6	63
64 All other accidents (E800-E802, E840-E962)	4	4	-	69.0	74.1	0	11	10	1	27.0	25.6	58.8	64
65 Suicide (E963, E970, E979)	2	2	-	34.5	37.0	0	1	1	-	2.5	2.6	0	65
66 Homicide (E964, E980-E985)	-	-	-	0	0	0	2	2	-	4.9	5.1	0	66
67 All other diseases (residual)	3	3	-	51.7	55.6	0	22	21	1	53.9	53.7	58.8	67

TABLE XIII VITAL STATISTICS, BY COUNTY, BY RACE, GEORGIA, 1958

ITEM	Wilcox						Wilkes						
	Number			Rate or Ratio *			Number			Rate or Ratio *			
	Total	White	Non-White	Total	White	Non-White	Total	White	Non-White	Total	White	Non-White	
1 Estimated population	8,700	5,900	2,800				10,900	5,100	5,800				1
LIVE BIRTHS													
2 Total	184	99	85	21.1	16.8	30.4	219	89	130	20.1	17.5	22.4	2
3 Delivered in hospital	95	81	14	51.6%	81.8%	16.5%	156	85	71	71.2%	95.5%	54.6%	3
4 Delivered in home by physician	53	17	36	28.8%	17.2%	42.4%	26	2	24	11.9%	2.2%	18.5%	4
5 Delivered in home by midwife	34	1	33	18.5%	1.0%	38.8%	37	2	35	16.9%	2.2%	26.9%	5
6 Other deliveries	2	-	2	1.1%	0%	2.4%	-	-	-	0%	0%	0%	6
7 Immature births	16	11	5	87.0	111.1	58.8	28	4	24	127.9	44.9	184.6	7
8 Live births to un-wed mothers	19	-	19	103.3	0	223.5	50	3	47	228.3	33.7	361.5	8
FETAL DEATHS													
9 Total	4	1	3	21.7	10.1	35.3	4	1	3	18.3	11.2	23.1	9
10 Under 20 weeks gestation	2	1	1	10.9	10.1	11.8	-	-	-	0	0	0	10
11 20-27 weeks gestation	-	-	-	0	0	0	1	-	1	4.6	0	7.7	11
12 28 weeks and more	2	-	2	10.9	0	23.5	3	1	2	13.7	11.2	15.4	12
13 Unknown length of gestation	-	-	-	0	0	0	-	-	-	0	0	0	13
DEATHS													
14 Total, all ages	83	56	27	954.0	949.2	964.3	123	48	75	1128.4	941.2	1293.1	14
15 Under 1 year	9	5	4	48.9	50.5	47.1	8	1	7	36.5	11.2	53.8	15
16 Under 28 days	8	5	3	43.5	50.5	35.3	4	1	3	18.3	11.2	23.1	16
17 Deaths from immaturity	3	1	2	16.3	10.1	23.5	-	-	-	0	0	0	17
18 1-4 years **	2	-	2	-	-	-	1	1	-	-	-	-	18
19 Maternal deaths	-	-	-	0	0	0	-	-	-	0	0	0	19
CAUSE OF DEATH													
20 Tuberculosis, all forms (001-019)	-	-	-	0	0	0	-	-	-	0	0	0	20
21 Syphilis and its sequelae (020-029)	-	-	-	0	0	0	-	-	-	0	0	0	21
22 Typhoid fever (040)	-	-	-	0	0	0	-	-	-	0	0	0	22
23 Dysentery, all forms (045-048)	1	1	-	11.5	16.9	0	-	-	-	0	0	0	23
24 Scarlet fever (050)	-	-	-	0	0	0	-	-	-	0	0	0	24
25 Streptococcal sore throat (051)	-	-	-	0	0	0	-	-	-	0	0	0	25
26 Diphtheria (055)	-	-	-	0	0	0	-	-	-	0	0	0	26
27 Whooping cough (056)	-	-	-	0	0	0	-	-	-	0	0	0	27
28 Meningococcal infections (057)	-	-	-	0	0	0	-	-	-	0	0	0	28
29 Acute poliomyelitis (080)	-	-	-	0	0	0	-	-	-	0	0	0	29
30 Acute infectious encephalitis (082)	-	-	-	0	0	0	-	-	-	0	0	0	30
31 Smallpox (084)	-	-	-	0	0	0	-	-	-	0	0	0	31
32 Measles (085)	-	-	-	0	0	0	-	-	-	0	0	0	32
33 Typhus and other rickettsial diseases (100-103, 105-108)	-	-	-	0	0	0	-	-	-	0	0	0	33
34 Rocky Mountain spotted fever (104)	-	-	-	0	0	0	-	-	-	0	0	0	34
35 Malaria (110-117)	-	-	-	0	0	0	-	-	-	0	0	0	35
36 All other diseases classified as infective and parasitic (030-039, 041-044, 049, 052-054, 059-074, 081, 083, 086-096, 120-138)	2	-	2	23.0	0	71.4	2	-	2	18.3	0	34.5	36
37 Malignant neoplasms, including neoplasms of lymphatic and hematopoietic tissues (140-205)	8	7	1	92.0	118.6	35.7	18	9	9	165.1	176.5	155.2	37
38 Benign and unspecified neoplasms (210-239)	-	-	-	0	0	0	-	-	-	0	0	0	38
39 Diabetes mellitus (260)	-	-	-	0	0	0	1	-	1	9.2	0	17.2	39
40 Pellagra (281)	-	-	-	0	0	0	-	-	-	0	0	0	40
41 Anemias (290-293)	-	-	-	0	0	0	-	-	-	0	0	0	41
42 Vascular lesions affecting central nervous system (330-334)	11	7	4	126.4	118.6	142.9	30	10	20	275.2	196.1	344.8	42
43 Nonmeningococcal meningitis (340)	-	-	-	0	0	0	-	-	-	0	0	0	43
44 Rheumatic fever (400-402)	-	-	-	0	0	0	-	-	-	0	0	0	44
45 Heart diseases (410-443)	23	17	6	264.4	288.1	214.3	33	17	16	302.8	333.3	275.9	45
46 Hypertension without mention of heart (444-447)	-	-	-	0	0	0	-	-	-	0	0	0	46
47 Influenza and pneumonia (480-483, 490-493)	6	2	4	69.0	33.9	142.9	5	1	4	45.9	19.6	69.0	47
48 Bronchitis (500-502)	-	-	-	0	0	0	-	-	-	0	0	0	48
49 Ulcer of stomach and duodenum (540-541)	-	-	-	0	0	0	-	-	-	0	0	0	49
50 Appendicitis (550-553)	-	-	-	0	0	0	-	-	-	0	0	0	50
51 Intestinal obstruction and hernia (560, 561, 570)	1	1	-	11.5	16.9	0	-	-	-	0	0	0	51
52 Gastritis, duodenitis, enteritis and colitis (except diarrhea of the newborn) (543, 571, 572)	-	-	-	0	0	0	-	-	-	0	0	0	52
53 Cirrhosis of liver (581)	1	1	-	11.5	16.9	0	1	1	-	9.2	19.6	0	53
54 Nephritis and nephrosis (590-594)	1	1	-	11.5	16.9	0	3	-	3	27.5	0	51.7	54
55 Hyperplasia of prostate (610)	1	1	-	11.5	16.9	0	1	-	1	9.2	0	17.2	55
56 Complications of pregnancy, childbirth and the puerperium (640-652, 670-689)	-	-	-	0	0	0	-	-	-	0	0	0	56
57 Congenital malformations (750-759)	2	2	-	23.0	33.9	0	1	-	-	9.2	19.6	0	57
58 Birth injuries, postnatal asphyxia and atelectasis (760-762)	2	2	-	23.0	33.9	0	1	1	2	27.5	19.6	34.5	58
59 Infection of the newborn (763-768)	1	-	1	11.5	0	35.7	-	-	-	0	0	0	59
60 Other diseases peculiar to early infancy, and immaturity unqualified (769-776)	3	1	2	34.5	16.9	71.4	1	-	1	9.2	0	17.2	60
61 Senility, without mention of psychosis (794)	-	-	-	0	0	0	-	-	-	0	0	0	61
62 Ill-defined and unknown causes (780-793, 795)	1	-	1	11.5	0	35.7	9	2	7	82.6	39.2	120.7	62
63 Motor vehicle accidents (E810-E835)	1	1	-	11.5	16.9	0	9	2	7	82.6	39.2	120.7	63
64 All other accidents (E800-E802, E840-E962)	8	3	5	92.0	50.8	178.6	5	3	2	45.9	58.8	34.5	64
65 Suicide (E963, E970, E979)	2	2	-	23.0	33.9	0	-	-	-	0	0	0	65
66 Homicide (E964, E980-E985)	-	-	-	0	0	0	1	-	1	9.2	0	17.2	66
67 All other diseases (residual)	8	7	1	92.0	118.6	35.7	9	3	6	82.6	58.8	103.4	67

TABLE XIII VITAL STATISTICS, BY COUNTY, BY RACE, GEORGIA, 1958

ITEM	Wilkinson						Worth						
	Number			Rate or Ratio *			Number			Rate or Ratio *			
	Total	White	Non-White	Total	White	Non-White	Total	White	Non-White	Total	White	Non-White	
1 Estimated population	9,200	4,700	4,500				18,700	9,200	9,500				1
LIVE BIRTHS													
2 Total	253	97	156	27.5	20.6	34.7	478	166	312	23.6	18.0	32.8	2
3 Delivered in hospital	174	96	78	68.8%	99.0%	50.0%	285	164	121	59.6%	98.8%	38.8%	3
4 Delivered in home by physician	1	-	1	0.4%	0%	0.6%	5	-	5	1.0%	0%	1.6%	4
5 Delivered in home by midwife	78	1	77	30.8%	1.0%	49.4%	188	2	186	39.3%	1.2%	59.6%	5
6 Other deliveries	-	-	-	0%	0%	0%	-	-	-	0%	0%	0%	6
7 Immature births	18	5	13	7.1	51.5	83.3	28	5	23	58.6	30.1	73.7	7
8 Live births to un-wed mothers	35	1	34	138.3	10.3	217.9	88	3	85	184.1	18.1	272.4	8
FETAL DEATHS													
9 Total	11	3	8	43.5	30.9	51.3	11	3	8	23.0	18.1	25.6	9
10 Under 20 weeks gestation	6	1	5	23.7	10.3	32.1	-	-	-	0	0	0	10
11 20-27 weeks gestation	2	1	1	7.9	10.3	6.4	3	2	1	6.3	12.0	3.2	11
12 28 weeks and more	3	1	2	11.9	10.3	12.8	8	1	7	16.7	6.0	22.4	12
13 Unknown length of gestation	-	-	-	0	0	0	-	-	-	0	0	0	13
DEATHS													
14 Total, all ages	104	46	58	130.4	978.7	1288.9	162	80	82	866.3	869.6	863.2	14
15 Under 1 year	6	-	6	23.7	0	38.5	23	2	21	48.1	12.0	67.3	15
16 Under 28 days	1	-	1	4.0	0	6.4	12	1	11	25.1	6.0	35.3	16
17 Deaths from immaturity	1	-	1	4.0	0	6.4	3	-	3	6.3	0	9.6	17
18 1-4 years **	3	-	3	-	-	-	2	1	1	-	-	-	18
19 Maternal deaths	-	-	-	0	0	0	-	-	-	0	0	0	19
CAUSE OF DEATH													
20 Tuberculosis, all forms (001-019)	1	1	-	10.9	21.3	0	1	-	1	5.3	0	10.5	20
21 Syphilis and its sequelae (020-029)	-	-	-	0	0	0	-	-	-	0	0	0	21
22 Typhoid fever (040)	-	-	-	0	0	0	-	-	-	0	0	0	22
23 Dysentery, all forms (045-048)	-	-	-	0	0	0	-	-	-	0	0	0	23
24 Scarlet fever (050)	-	-	-	0	0	0	-	-	-	0	0	0	24
25 Streptococcal sore throat (051)	-	-	-	0	0	0	-	-	-	0	0	0	25
26 Diphtheria (055)	-	-	-	0	0	0	1	-	1	5.3	0	10.5	26
27 Whooping cough (056)	-	-	-	0	0	0	-	-	-	0	0	0	27
28 Meningococcal infections (057)	-	-	-	0	0	0	-	-	-	0	0	0	28
29 Acute poliomyelitis (080)	-	-	-	0	0	0	-	-	-	0	0	0	29
30 Acute infectious encephalitis (082)	-	-	-	0	0	0	-	-	-	0	0	0	30
31 Smallpox (084)	-	-	-	0	0	0	-	-	-	0	0	0	31
32 Measles (085)	-	-	-	0	0	0	-	-	-	0	0	0	32
33 Typhus and other rickettsial diseases (100-103, 105-108)	-	-	-	0	0	0	-	-	-	0	0	0	33
34 Rocky Mountain spotted fever (104)	-	-	-	0	0	0	-	-	-	0	0	0	34
35 Malaria (110-117)	-	-	-	0	0	0	-	-	-	0	0	0	35
36 All other diseases classified as infective and parasitic (030-039, 041-044, 049, 052-054, 059-074, 081, 083, 086-096, 120-138)	-	-	-	0	0	0	4	-	4	21.4	0	42.1	36
37 Malignant neoplasms, including neoplasms of lymphatic and hematopoietic tissues (140-205)	11	6	5	119.6	127.7	111.1	18	15	3	96.3	163.0	31.6	37
38 Benign and unspecified neoplasms (210-239)	-	-	-	0	0	0	-	-	-	0	0	0	38
39 Diabetes mellitus (260)	1	1	-	10.9	21.3	0	1	-	1	5.3	0	10.5	39
40 Pellagra (281)	-	-	-	0	0	0	-	-	-	0	0	0	40
41 Anemias (290-293)	-	-	-	0	0	0	1	1	-	5.3	10.9	0	41
42 Vascular lesions affecting central nervous system (330-334)	17	8	9	184.8	170.2	200.0	28	11	17	149.7	119.6	178.9	42
43 Nonmeningococcal meningitis (340)	-	-	-	0	0	0	1	-	1	5.3	0	10.5	43
44 Rheumatic fever (400-402)	-	-	-	0	0	0	-	-	-	0	0	0	44
45 Heart diseases (410-443)	40	19	21	434.8	404.3	466.7	43	27	16	229.9	293.5	168.4	45
46 Hypertension without mention of heart (444-447)	-	-	-	0	0	0	4	1	3	21.4	10.9	31.6	46
47 Influenza and pneumonia (480-483, 490-493)	4	-	4	43.5	0	88.9	9	3	6	48.1	32.6	63.2	47
48 Bronchitis (500-502)	-	-	-	0	0	0	1	-	1	5.3	0	10.5	48
49 Ulcer of stomach and duodenum (540-541)	-	-	-	0	0	0	2	1	1	10.7	10.9	10.5	49
50 Appendicitis (550-553)	-	-	-	0	0	0	-	-	-	0	0	0	50
51 Intestinal obstruction and hernia (560, 561, 570)	1	-	1	10.9	0	22.2	1	-	1	5.3	0	10.5	51
52 Gastritis, duodenitis, enteritis and colitis (except diarrhea of the newborn) (543, 571, 572)	1	-	1	10.9	0	22.2	1	-	1	5.3	0	10.5	52
53 Cirrhosis of liver (581)	-	-	-	0	0	0	-	-	-	0	0	0	53
54 Nephritis and nephrosis (590-594)	-	-	-	0	0	0	2	1	1	10.7	10.9	10.5	54
55 Hyperplasia of prostate (610)	-	-	-	0	0	0	1	-	1	5.3	0	10.5	55
56 Complications of pregnancy, childbirth and the puerperium (640-652, 670-689)	-	-	-	0	0	0	-	-	-	0	0	0	56
57 Congenital malformations (750-759)	-	-	-	0	0	0	1	1	-	5.3	10.9	0	57
58 Birth injuries, postnatal asphyxia and atelectasis (760-762)	-	-	-	0	0	0	3	-	3	16.0	0	31.6	58
59 Infection of the newborn (763-768)	-	-	-	0	0	0	1	-	1	5.3	0	10.5	59
60 Other diseases peculiar to early infancy, and immaturity unqualified (769-776)	1	-	1	10.9	0	22.2	7	-	7	37.4	0	73.7	60
61 Senility, without mention of psychosis (794)	1	1	-	10.9	21.3	0	3	1	2	16.0	10.9	21.1	61
62 Ill-defined and unknown causes (780-793, 795)	1	-	1	10.9	0	22.2	8	3	5	42.8	32.6	52.6	62
63 Motor vehicle accidents (E810-E835)	4	2	2	43.5	42.6	44.4	3	3	-	16.0	32.6	0	63
64 All other accidents (E800-E802, E840-E962)	10	1	9	108.7	21.3	200.0	2	1	1	10.7	10.9	10.5	64
65 Suicide (E963, E970, E979)	2	2	-	21.7	42.6	0	2	2	-	10.7	21.7	0	65
66 Homicide (E964, E980-E985)	1	-	1	10.9	0	22.2	1	-	1	5.3	0	10.5	66
67 All other diseases (residual)	8	5	3	87.0	106.4	66.7	13	9	4	69.5	97.8	42.1	67

TABLE XIV-A VITAL STATISTICS, BY CITY, BY RACE, GEORGIA, 1958
POPULATION 75,000 AND OVER

ITEM	Atlanta						Augusta							
	Number			Rate or Ratio *			Number			Rate or Ratio *				
	Total	White	Non-White	Total	White	Non-White	Total	White	Non-White	Total	White	Non-White		
1	Estimated population	496,000	337,800	158,200			97,800	57,300	40,500				1	
LIVE BIRTHS														
2	Total	12,322	6,518	5,804	24.8	19.3	36.7	2,154	1,159	995	22.0	20.2	24.6	2
3	Delivered in hospital	12,070	6,490	5,580	98.0%	99.6%	96.1%	2,133	1,156	977	99.0%	99.7%	98.2%	3
4	Delivered in home by physician	236	25	211	1.9%	.4%	3.6%	18	2	16	0.8%	0.2%	1.6%	4
5	Delivered in home by midwife	9	1	8	.1%	.0%	.1%	1	1	1	0.0%	0%	0.1%	5
6	Other deliveries	7	2	5	.1%	.0%	.1%	2	1	1	0.1%	0%	0.1%	6
7	Immature births	1,427	507	920	115.8	77.8	158.5	222	79	143	103.1	68.2	143.7	7
8	Live births to un-wed mothers	1,915	142	1,773	155.4	21.8	305.5	231	25	206	107.2	21.6	207.0	8
FETAL DEATHS														
9	Total	379	194	185	30.8	29.8	31.9	103	63	40	47.8	54.4	40.2	9
10	Under 20 weeks gestation	133	84	49	10.8	12.9	8.4	55	40	15	25.5	34.5	15.1	10
11	20-27 weeks gestation	66	26	40	5.4	4.0	6.9	10	5	5	4.6	4.3	5.0	11
12	28 weeks and more	164	77	87	13.3	11.8	15.0	35	16	19	16.2	13.8	19.1	12
13	Unknown length of gestation	16	7	9	1.3	1.1	1.6	3	2	1	1.4	1.7	1.0	13
DEATHS														
14	Total, all ages	4,896	2,841	2,055	987.1	841.0	1299.0	882	477	405	901.8	832.5	1000.0	14
15	Under 1 year	374	161	213	30.4	24.7	36.7	71	28	43	33.0	24.2	43.2	15
16	Under 28 days	269	129	140	21.8	19.8	24.1	51	27	24	23.7	23.3	24.1	16
17	Deaths from immaturity	56	20	36	4.5	3.1	6.2	11	3	8	5.1	2.6	8.0	17
18	1-4 years **	38	13	25				6	2	4				18
19	Maternal deaths	6	2	4	4.9	3.1	6.9	2	1	1	9.3	8.6	10.1	19
CAUSE OF DEATH														
20	Tuberculosis, all forms (001-019)	40	13	27	8.1	3.8	17.1	15	5	10	15.3	8.7	24.7	20
21	Syphilis and its sequelae (020-029)	15	5	10	3.0	1.5	6.3	4	1	3	4.1	1.7	7.4	21
22	Typhoid fever (040)	-	-	-	0	0	0	-	-	-	0	0	0	22
23	Dysentery, all forms (045-048)	1	-	1	.2	0	.6	-	-	-	0	0	0	23
24	Scarlet fever (050)	-	-	-	0	0	0	-	-	-	0	0	0	24
25	Streptococcal sore throat (051)	-	-	-	0	0	0	-	-	-	0	0	0	25
26	Diphtheria (055)	1	-	1	.2	0	.6	-	-	-	0	0	0	26
27	Whooping cough (056)	-	-	-	0	0	0	-	-	-	0	0	0	27
28	Meningococcal infections (057)	3	-	3	.6	0	1.9	1	1	-	1.0	1.7	0	28
29	Acute poliomyelitis (080)	-	-	-	0	0	0	-	-	-	0	0	0	29
30	Acute infectious encephalitis (082)	-	-	-	0	0	0	-	-	-	0	0	0	30
31	Smallpox (084)	-	-	-	0	0	0	-	-	-	0	0	0	31
32	Measles (085)	-	-	-	0	0	0	-	-	-	0	0	0	32
33	Typhus and other rickettsial diseases (100-103, 105-108)	-	-	-	0	0	0	-	-	-	0	0	0	33
34	Rocky Mountain spotted fever (104)	-	-	-	0	0	0	-	-	-	0	0	0	34
35	Malaria (110-117)	-	-	-	0	0	0	-	-	-	0	0	0	35
36	All other diseases classified as infective and parasitic (030-039, 041-044, 049, 052-054, 059-074, 081, 083, 086-096, 120-138)	16	8	8	3.2	2.4	5.1	4	2	2	4.1	3.5	4.9	36
37	Malignant neoplasms, including neoplasms of lymphatic and hematopoietic tissues (140-205)	719	458	261	145.0	135.6	165.0	120	80	40	122.7	139.6	98.8	37
38	Benign and unspecified neoplasms (210-239)	21	13	8	4.2	3.8	5.1	3	2	1	3.1	3.5	2.5	38
39	Diabetes mellitus (260)	79	51	28	15.9	15.1	17.7	11	6	5	11.2	10.5	12.3	39
40	Pellagra (281)	-	-	-	0	0	0	-	-	-	0	0	0	40
41	Anemias (290-293)	12	4	8	2.4	1.2	5.1	-	-	-	0	0	0	41
42	Vascular lesions affecting central nervous system (330-334)	728	386	342	146.8	114.3	216.2	141	67	74	144.2	116.9	182.7	42
43	Nonmeningococcal meningitis (340)	10	2	8	2.0	.6	5.1	5	1	4	5.1	1.7	9.9	43
44	Rheumatic fever (400-402)	-	-	-	0	0	0	-	-	-	0	0	0	44
45	Heart diseases (410-443)	1,598	1,037	561	322.2	307.0	354.6	312	189	123	319.0	329.8	303.7	45
46	Hypertension without mention of heart (444-447)	43	18	25	8.7	5.3	15.8	5	1	4	5.1	1.7	9.9	46
47	Influenza and pneumonia (480-483, 490-493)	170	74	96	34.3	21.9	60.7	41	16	25	41.9	27.9	61.7	47
48	Bronchitis (500-502)	12	9	3	2.4	2.7	1.9	1	-	1	1.0	0	2.5	48
49	Ulcer of stomach and duodenum (540-541)	31	23	8	6.3	6.8	5.1	5	4	1	5.1	7.0	2.5	49
50	Appendicitis (550-553)	7	4	3	1.4	1.2	1.9	2	-	-	0	0	0	50
51	Intestinal obstruction and hernia (560, 561, 570)	24	11	13	4.8	3.3	8.2	2	2	-	2.0	3.5	0	51
52	Gastritis, duodenitis, enteritis and colitis (except diarrhea of the newborn) (543, 571, 572)	21	9	12	4.2	2.7	7.6	4	1	3	4.1	1.7	7.4	52
53	Cirrhosis of liver (581)	58	38	20	11.7	11.2	12.6	3	3	-	3.1	5.2	0	53
54	Nephritis and nephrosis (590-594)	72	24	48	14.5	7.1	30.3	11	1	10	11.2	1.7	24.7	54
55	Hyperplasia of prostate (610)	16	7	9	3.2	2.1	5.7	2	2	-	2.0	3.5	0	55
56	Complications of pregnancy, childbirth and the puerperium (640-652, 670-689)	6	2	4	1.2	.6	2.5	2	1	1	2.0	1.7	2.5	56
57	Congenital malformations (750-759)	55	37	18	11.1	11.0	11.4	15	10	5	15.3	17.5	12.3	57
58	Birth injuries, postnatal asphyxia and atelectasis (760-762)	125	67	58	25.2	19.8	36.7	22	10	12	22.5	17.5	29.6	58
59	Infection of the newborn (763-768)	16	7	9	3.2	2.1	5.7	1	-	1	1.0	0	2.5	59
60	Other diseases peculiar to early infancy, and immaturity unqualified (769-776)	94	35	59	19.0	10.4	37.3	22	8	14	22.5	14.0	34.6	60
61	Senility, without mention of psychosis (794)	1	1	-	.2	.3	0	2	1	1	2.0	1.7	2.5	61
62	Ill-defined and unknown causes (780-793, 795)	24	13	11	4.8	3.8	7.0	1	-	1	1.0	0	2.5	62
63	Motor vehicle accidents (E810-E835)	102	76	26	20.6	22.5	16.4	7	5	2	7.2	8.7	4.9	63
64	All other accidents (E800-E802, E840-E962)	142	76	66	28.6	22.5	41.7	27	13	14	27.6	22.7	34.6	64
65	Suicide (E963, E970, E979)	41	38	3	8.3	11.2	1.9	4	3	1	4.1	5.2	2.5	65
66	Homicide (E964, E980-E985)	98	17	81	19.8	5.0	51.2	12	3	9	12.3	5.2	22.2	66
67	All other diseases (residual)	495	278	217	99.8	82.3	137.2	76	39	37	77.7	68.1	91.4	67

TABLE XIV-A VITAL STATISTICS, BY CITY, BY RACE, GEORGIA, 1958
POPULATION 75,000 AND OVER

ITEM	Columbus						Macon						
	Number			Rate or Ratio *			Number			Rate or Ratio *			
	Total	White	Non-White	Total	White	Non-White	Total	White	Non-White	Total	White	Non-White	
1	Estimated population	101,300	69,700	31,600			80,300	46,500	33,800				
LIVE BIRTHS													
2	Total	3,167	2,194	973	31.3	31.5	30.8	1,851	868	983	23.1	18.7	29.1
3	Delivered in hospital	3,108	2,188	920	98.1%	99.7%	94.6%	1,837	867	970	99.2%	99.9%	98.7%
4	Delivered in home by physician	39	6	33	1.2%	0.3%	3.4%	12	1	11	0.6%	0.1%	1.1%
5	Delivered in home by midwife	18	—	18	0.6%	0%	1.8%	2	—	2	0.1%	0%	0.2%
6	Other deliveries	2	—	2	0.1%	0%	0.2%	—	—	—	0%	0%	0.5%
7	Immature births	285	154	131	90.0	70.2	134.6	210	71	139	113.5	81.8	141.4
8	Live births to un-wed mothers	268	43	225	84.6	19.6	231.2	269	17	252	145.3	19.6	256.4
FETAL DEATHS													
9	Total	85	49	36	26.8	22.3	37.0	74	32	42	40.0	36.9	42.7
10	Under 20 weeks gestation	29	23	6	9.2	10.5	6.2	31	12	19	16.7	13.8	19.3
11	20-27 weeks gestation	18	8	10	5.7	3.6	10.3	15	9	6	8.1	10.4	6.1
12	28 weeks and more	31	15	16	9.8	6.8	16.4	27	11	16	14.6	12.7	16.3
13	Unknown length of gestation	7	3	4	2.2	1.4	4.1	1	—	1	0.5	0	1.0
DEATHS													
14	Total, all ages	817	521	296	806.5	747.5	936.7	873	452	421	1087.2	972.0	1245.6
15	Under 1 year	85	59	26	26.8	26.9	26.7	78	30	48	42.1	34.6	48.8
16	Under 28 days	67	46	21	21.2	21.0	21.6	56	29	27	30.3	33.4	27.5
17	Deaths from immaturity	23	15	8	7.3	6.8	8.2	13	5	8	7.0	5.8	8.1
18	1-4 years **	8	6	2	—	—	—	8	5	3	—	—	—
19	Maternal deaths	1	—	1	3.2	0	10.3	—	—	—	0	0	0
CAUSE OF DEATH													
20	Tuberculosis, all forms (001-019)	10	7	3	9.9	10.0	9.5	11	4	7	13.7	8.6	20.7
21	Syphilis and its sequelae (020-029)	6	1	5	5.9	1.4	15.8	8	2	6	10.0	4.3	17.8
22	Typhoid fever (040)	—	—	—	0	0	0	—	—	—	0	0	0
23	Dysentery, all forms (045-048)	—	—	—	0	0	0	—	—	—	0	0	0
24	Scarlet fever (050)	—	—	—	0	0	0	—	—	—	0	0	0
25	Streptococcal sore throat (051)	—	—	—	0	0	0	—	—	—	0	0	0
26	Diphtheria (055)	—	—	—	0	0	0	—	—	—	0	0	0
27	Whooping cough (056)	—	—	—	0	0	0	—	—	—	0	0	0
28	Meningococcal infections (057)	—	—	—	0	0	0	—	—	—	0	0	0
29	Acute poliomyelitis (080)	—	—	—	0	0	0	—	—	—	0	0	0
30	Acute infectious encephalitis (082)	—	—	—	0	0	0	—	—	—	0	0	0
31	Smallpox (084)	—	—	—	0	0	0	—	—	—	0	0	0
32	Measles (085)	—	—	—	0	0	0	—	—	—	0	0	0
33	Typhus and other rickettsial diseases (100-103, 105-108)	—	—	—	0	0	0	—	—	—	0	0	0
34	Rocky Mountain spotted fever (104)	—	—	—	0	0	0	—	—	—	0	0	0
35	Malaria (110-117)	—	—	—	0	0	0	—	—	—	0	0	0
36	All other diseases classified as Infective and parasitic (030-039, 041-044, 049, 052-054, 059-074, 081, 083, 086-096, 120-138)	2	1	1	2.0	1.4	3.2	4	1	3	5.0	2.2	8.9
37	Malignant neoplasms, including neoplasms of lymphatic and haemopoietic tissues (140-205)	80	46	34	79.0	66.0	107.6	133	74	59	165.6	159.1	174.6
38	Benign and unspecified neoplasms (210-239)	2	1	1	2.0	1.4	3.2	3	2	1	3.7	4.3	3.0
39	Diabetes mellitus (260)	17	15	2	16.8	21.5	6.3	9	5	4	11.2	10.8	11.8
40	Pellagra (281)	—	—	—	0	0	0	1	—	1	1.2	0	3.0
41	Anemias (290-293)	—	—	—	1.0	0	3.2	—	—	—	1.2	2.2	0
42	Vascular lesions affecting central nervous system (330-334)	108	62	46	106.6	89.0	145.6	135	60	75	168.1	129.0	221.9
43	Nonmeningococcal meningitis (340)	2	1	1	2.0	1.4	3.2	3	—	3	3.7	0	8.9
44	Rheumatic fever (400-402)	—	—	—	0	0	0	—	—	—	0	0	0
45	Heart diseases (410-443)	267	172	95	263.6	246.8	300.6	270	158	112	336.2	339.8	331.4
46	Hypertension without mention of heart (444-447)	9	5	4	8.9	7.2	12.7	9	1	8	11.2	2.2	23.7
47	Influenza and pneumonia (480-483, 490-493)	42	33	9	41.5	47.3	28.5	27	9	18	33.6	19.4	53.3
48	Bronchitis (500-502)	2	2	—	2.0	2.9	0	2	1	1	2.5	2.2	3.0
49	Ulcer of stomach and duodenum (540-541)	5	3	2	4.9	4.3	6.3	3	2	1	3.7	4.3	3.0
50	Appendicitis (550-553)	2	2	—	2.0	2.9	0	1	1	—	1.2	2.2	0
51	Intestinal obstruction and hernia (560, 561, 570)	3	—	3	3.0	0	9.5	5	1	4	6.2	2.2	11.8
52	Gastritis, duodenitis, enteritis and colitis (except diarrhea of the newborn) (543, 571, 572)	5	2	3	4.9	2.9	9.5	8	3	5	10.0	6.5	14.8
53	Cirrhosis of liver (581)	6	5	1	5.9	7.2	3.2	6	6	—	7.5	12.9	0
54	Nephritis and nephrosis (590-594)	15	6	9	14.8	8.6	28.5	16	4	12	19.9	8.6	35.5
55	Hyperplasia of prostate (610)	—	—	—	0	0	0	5	—	5	6.2	0	14.8
56	Complications of pregnancy, childbirth and the puerperium (640-652, 670-689)	1	—	1	1.0	0	3.2	—	—	—	0	0	0
57	Congenital malformations (750-759)	21	19	2	20.7	27.3	6.3	14	7	7	17.4	15.1	20.7
58	Birth injuries, postnatal asphyxia and atelectasis (760-762)	18	11	7	17.8	15.8	22.2	21	16	5	26.2	34.4	14.8
59	Infection of the newborn (763-768)	10	6	4	9.9	8.6	12.7	6	1	5	7.5	2.2	14.8
60	Other diseases peculiar to early infancy, and immaturity unqualified (769-776)	28	19	9	27.6	27.3	28.5	30	8	22	37.4	17.2	65.1
61	Senility, without mention of psychosis (794)	—	—	—	0	0	0	1	1	—	1.2	2.2	0
62	Ill-defined and unknown causes (780-793, 795)	—	—	—	1.0	0	3.2	11	7	4	13.7	15.1	0
63	Motor vehicle accidents (E810-E835)	25	19	6	24.7	27.3	19.0	23	10	13	28.6	21.5	38.5
64	All other accidents (E800-E802, E840-E962)	36	19	17	35.5	27.3	53.8	18	15	3	22.4	32.3	8.9
65	Suicide (E963, E970, E979)	12	11	1	11.8	15.8	3.2	8	3	5	10.0	6.5	14.8
66	Homicide (E964, E980-E985)	8	1	7	7.9	1.4	22.2	80	48	32	99.6	103.2	94.7
67	All other diseases (residual)	73	52	21	72.1	74.6	66.5	—	—	—	—	—	—

TABLEXIV-A VITAL STATISTICS, BY CITY, BY RACE, GEORGIA, 1958
POPULATION 75,000 AND OVER

ITEM	Savannah						Total	White	Non-White	Total	White	Non-White
	Number			Rate or Ratio *								
	Total	White	Non-White	Total	White	Non-White						
1 Estimated population	139,700	83,100	56,600									1
LIVE BIRTHS												
2 Total	4,007	2,334	1,673	28.7	28.1	29.6						2
3 Delivered in hospital	3,873	2,330	1,543	96.7%	99.8%	92.2%						3
4 Delivered in home by physician	129	3	126	3.2%	0.1%	7.5%						4
5 Delivered in home by midwife	3	-	3	0.1%	0%	0.2%						5
6 Other deliveries	2	1	1	0.0%	0.0%	0.1%						6
7 Immature births	333	151	182	83.1	64.7	108.8						7
8 Live births to un-wed mothers	419	33	386	104.6	14.1	230.7						8
FETAL DEATHS												
9 Total	179	102	77	44.7	43.7	46.0						9
10 Under 20 weeks gestation	80	57	23	20.0	24.4	13.7						10
11 20-27 weeks gestation	34	15	19	8.5	6.4	11.4						11
12 28 weeks and more	63	29	34	15.7	12.4	20.3						12
13 Unknown length of gestation	2	1	1	0.5	0.4	0.6						13
DEATHS												
14 Total, all ages	1,466	713	753	1049.4	858.0	1330.4						14
15 Under 1 year	125	54	71	31.2	23.1	42.4						15
16 Under 28 days	93	47	46	23.2	20.1	27.5						16
17 Deaths from immaturity	34	13	21	8.5	5.6	12.6						17
18 1-4 years **	27	8	19									18
19 Maternal deaths	3	-	3	7.5	0	17.9						19
CAUSE OF DEATH												
20 Tuberculosis, all forms (001-019)	17	3	14	12.2	3.6	24.7						20
21 Syphilis and its sequelae (020-029)	6	2	4	4.3	2.4	7.1						21
22 Typhoid fever (040)	-	-	-	0	0	0						22
23 Dysentery, all forms (045-048)	-	-	-	0	0	0						23
24 Scarlet fever (050)	-	-	-	0	0	0						24
25 Streptococcal sore throat (051)	-	-	-	0	0	0						25
26 Diphtheria (055)	-	-	-	0	0	0						26
27 Whooping cough (056)	-	-	-	0	0	0						27
28 Meningococcal infections (057)	-	-	-	0	0	0						28
29 Acute poliomyelitis (080)	1	-	1	0.7	0	1.8						29
30 Acute infectious encephalitis (082)	-	-	-	0	0	0						30
31 Smallpox (084)	-	-	-	0	0	0						31
32 Measles (085)	1	1	-	0.7	1.2	0						32
33 Typhus and other rickettsial diseases (100-103, 105-108)	-	-	-	0	0	0						33
34 Rocky Mountain spotted fever (104)	-	-	-	0	0	0						34
35 Malaria (110-117)	-	-	-	0	0	0						35
36 All other diseases classified as infective and parasitic (030-039, 041-044, 049, 052-054, 059-074, 081, 083, 086-096, 120-138)	3	1	2	2.1	1.2	3.5						36
37 Malignant neoplasms, including neoplasms of lymphatic and haematopoietic tissues (140-205)	180	110	70	128.8	132.4	123.7						37
38 Benign and unspecified neoplasms (210-239)	5	2	3	3.6	2.4	5.3						38
39 Diabetes mellitus (260)	23	12	11	16.5	14.4	19.4						39
40 Pellagra (281)	-	-	-	0	0	0						40
41 Anemias (290-293)	3	2	1	2.1	2.4	1.8						41
42 Vascular lesions affecting central nervous system (330-334)	279	108	171	199.7	130.0	302.1						42
43 Nonmeningococcal meningitis (340)	3	-	3	2.1	0	5.3						43
44 Rheumatic fever (400-402)	1	-	1	0.7	0	1.8						44
45 Heart diseases (410-443)	477	245	232	341.4	294.8	409.9						45
46 Hypertension without mention of heart (444-447)	13	2	11	9.3	2.4	19.4						46
47 Influenza and pneumonia (480-483, 490-493)	64	21	43	45.8	25.3	76.0						47
48 Bronchitis (500-502)	9	2	7	6.4	2.4	12.4						48
49 Ulcer of stomach and duodenum (540-541)	12	6	6	8.6	7.2	10.6						49
50 Appendicitis (550-553)	3	-	3	2.1	0	5.3						50
51 Intestinal obstruction and hernia (560, 561, 570)	9	6	3	6.4	7.2	5.3						51
52 Gastritis, duodenitis, enteritis and colitis (except diarrhea of the newborn) (543, 571, 572)	3	-	3	2.1	2.4	1.8						52
53 Cirrhosis of liver (581)	13	11	2	9.3	13.2	3.5						53
54 Nephritis and nephrosis (590-594)	20	11	9	14.3	13.2	15.9						54
55 Hyperplasia of prostate (610)	-	-	-	0	0	0						55
56 Complications of pregnancy, childbirth and the puerperium (640-652, 670-689)	3	-	3	2.1	0	5.3						56
57 Congenital malformations (750-759)	21	12	9	15.0	14.4	15.9						57
58 Birth injuries, postnatal asphyxia and asletosis (760-762)	25	17	8	17.9	20.5	14.1						58
59 Infection of the newborn (763-768)	5	-	5	3.6	0	8.8						59
60 Other diseases peculiar to early infancy, and immaturity unqualified (769-776)	51	22	29	36.5	26.5	51.2						60
61 Senility, without mention of psychosis (794)	3	3	-	2.1	3.6	0						61
62 Ill-defined and unknown causes (780-793, 795)	5	4	1	3.6	4.8	1.8						62
63 Motor vehicle accidents (E810-E835)	22	13	9	15.7	15.6	15.9						63
64 All other accidents (E800-E802, E840-E962)	54	23	31	38.7	27.7	54.8						64
65 Suicide (E963, E970, E979)	4	4	-	2.9	4.8	0						65
66 Homicide (E964, E980-E985)	19	2	17	13.6	2.4	30.0						66
67 All other diseases (residual)	109	66	43	78.0	79.4	76.0						67

TABLE XIV-B VITAL STATISTICS, BY CITY, BY RACE, GEORGIA, 1958
POPULATION 10,000 - 74,999

ITEM	Albany						Americus						
	Number			Rate or Ratio ²			Number			Rate or Ratio ²			
	Total	White	Non-White	Total	White	Non-White	Total	White	Non-White	Total	White	Non-White	
1 Estimated population	41,500	23,800	17,700				13,100	6,600	6,500				1
LIVE BIRTHS													
2 Total	1,828	1,096	732	44.0	46.1	41.4	334	134	200	25.5	20.3	30.8	2
3 Delivered in hospital	1,479	1,092	387	80.9%	99.6%	52.9%	239	133	106	71.6%	99.3%	53.0%	3
4 Delivered in home by physician	246	4	242	13.5%	0.4%	33.1%	3	1	2	0.9%	0.7%	1.0%	4
5 Delivered in home by midwife	102	-	102	5.6%	0%	13.9%	92	-	92	27.5%	0%	46.0%	5
6 Other deliveries	1	-	1	0.1%	0%	0.1%	-	-	-	0%	0%	0%	6
7 Immature births	168	75	93	91.9	68.4	127.0	31	7	24	92.8	52.2	120.0	7
8 Live births to un-wed mothers	192	8	184	105.0	7.3	251.4	75	1	74	224.6	7.5	370.0	8
FETAL DEATHS													
9 Total	66	32	34	36.1	29.2	46.4	11	6	5	32.9	44.8	25.0	9
10 Under 20 weeks gestation	32	21	11	17.5	19.2	15.0	8	5	3	24.0	37.3	15.0	10
11 20-27 weeks gestation	10	7	3	5.5	6.4	4.1	1	-	1	3.0	0	5.0	11
12 28 weeks and more	23	4	19	12.6	3.6	26.0	2	1	1	6.0	7.5	5.0	12
13 Unknown length of gestation	1	-	1	0.5	0	1.4	-	-	-	0	0	0	13
DEATHS													
14 Total, all ages	433	207	226	1043.4	869.7	1276.8	165	64	101	1259.5	969.7	1553.8	14
15 Under 1 year	64	22	42	35.0	20.1	57.4	15	3	12	44.9	22.4	60.0	15
16 Under 28 days	40	20	20	21.9	18.2	27.3	11	3	8	32.9	22.4	40.0	16
17 Deaths from immaturity	18	8	8	8.8	7.3	10.9	3	-	3	9.0	0	15.0	17
18 1-4 years **	9	4	5				2	1	1		0	0	18
19 Maternal deaths	-	-	-	0	0	0	-	-	-	0	0	0	19
CAUSE OF DEATH													
20 Tuberculosis, all forms (001-019)	4	1	3	9.6	4.2	16.9	2	1	1	15.3	15.2	15.4	20
21 Syphilis and its sequelae (020-029)	3	-	3	7.2	0	16.9	1	1	-	7.6	15.2	0	21
22 Typhoid fever (040)	-	-	-	0	0	0	-	-	-	0	0	0	22
23 Dysentery, all forms (045-048)	3	-	3	7.2	0	16.9	-	-	-	0	0	0	23
24 Scarlet fever (050)	-	-	-	0	0	0	-	-	-	0	0	0	24
25 Streptococcal sore throat (051)	-	-	-	0	0	0	-	-	-	0	0	0	25
26 Diphtheria (055)	-	-	-	0	0	0	1	-	1	7.6	0	15.4	26
27 Whooping cough (056)	-	-	-	0	0	0	-	-	-	0	0	0	27
28 Meningococcal infections (057)	-	-	-	0	0	0	-	-	-	0	0	0	28
29 Acute poliomyelitis (080)	-	-	-	0	0	0	-	-	-	0	0	0	29
30 Acute infectious encephalitis (082)	-	-	-	0	0	0	-	-	-	0	0	0	30
31 Smallpox (084)	-	-	-	0	0	0	-	-	-	0	0	0	31
32 Measles (085)	-	-	-	0	0	0	-	-	-	0	0	0	32
33 Typhus and other rickettsial diseases (100-103, 105-108)	-	-	-	0	0	0	-	-	-	0	0	0	33
34 Rocky Mountain spotted fever (104)	-	-	-	0	0	0	-	-	-	0	0	0	34
35 Malaria (110-117)	-	-	-	0	0	0	-	-	-	0	0	0	35
36 All other diseases classified as infective and parasitic (030-039, 041-044, 049, 052-054, 059-074, 081, 083, 086-096, 120-138)	3	2	1	7.2	8.4	5.6	-	-	-	0	0	0	36
37 Malignant neoplasms, including neoplasms of lymphatic and haematopoietic tissues (140-205)	49	34	15	118.1	142.9	84.7	20	12	8	152.7	181.8	123.1	37
38 Benign and unspecified neoplasms (210-239)	3	2	1	7.2	8.4	5.6	-	-	-	0	0	0	38
39 Diabetes mellitus (260)	5	-	5	12.0	0	28.2	3	-	3	22.9	0	46.2	39
40 Pellagra (281)	-	-	-	0	0	0	-	-	-	0	0	0	40
41 Anemias (290-293)	-	-	-	0	0	0	-	-	-	0	0	0	41
42 Vascular lesions affecting central nervous system (330-334)	57	21	36	137.3	88.2	203.4	33	6	27	251.9	90.9	415.4	42
43 Nonmeningococcal meningitis (340)	-	-	-	0	0	0	1	-	1	7.6	0	15.4	43
44 Rheumatic fever (400-402)	-	-	-	0	0	0	-	-	-	0	0	0	44
45 Heart diseases (410-443)	124	64	60	298.8	268.9	339.0	58	26	32	442.7	393.9	492.3	45
46 Hypertension without mention of heart (444-447)	8	1	7	19.3	4.2	39.5	2	-	2	15.3	0	30.8	46
47 Influenza and pneumonia (480-483, 490-493)	26	9	17	62.7	37.8	96.0	6	1	5	45.8	15.2	76.9	47
48 Bronchitis (500-502)	1	1	-	2.4	4.2	0	-	-	-	0	0	0	48
49 Ulcer of stomach and duodenum (540-541)	4	2	2	9.6	8.4	11.3	-	-	-	0	0	0	49
50 Appendicitis (550-553)	-	-	-	0	0	0	-	-	-	0	0	0	50
51 Intestinal obstruction and hernia (560, 561, 570)	-	-	-	0	0	0	1	-	1	7.6	0	15.4	51
52 Gastritis, duodenitis, enteritis and colitis (except diarrhea of the newborn) (543, 571, 572)	2	-	2	4.8	0	11.3	-	-	-	0	0	0	52
53 Cirrhosis of liver (581)	1	-	1	2.4	0	5.6	-	-	-	7.6	15.2	0	53
54 Nephritis and nephrosis (590-594)	7	3	4	16.9	12.6	22.6	5	1	4	38.2	15.2	61.5	54
55 Hyperplasia of prostate (610)	2	-	2	4.8	0	11.3	-	-	-	0	0	0	55
56 Complications of pregnancy, childbirth and the puerperium (640-652, 670-689)	-	-	-	0	0	0	-	-	-	0	0	0	56
57 Congenital malformations (750-759)	7	2	5	16.9	8.4	28.2	2	2	-	15.3	30.3	0	57
58 Birth injuries, postnatal asphyxia and atelectasis (760-762)	15	9	6	36.1	37.8	33.9	7	3	4	53.4	45.5	61.5	58
59 Infection of the newborn (763-768)	4	-	4	9.6	0	22.6	-	-	-	0	0	0	59
60 Other diseases peculiar to early infancy, and immaturity unqualified (769-776)	24	12	12	57.8	50.4	67.8	4	-	4	30.5	15.2	61.5	60
61 Senility, without mention of psychosis (794)	2	-	2	4.8	0	11.3	2	1	1	15.3	0	15.4	61
62 Ill-defined and unknown causes (780-793, 795)	5	2	3	12.0	8.4	16.9	1	1	-	7.6	15.2	0	62
63 Motor vehicle accidents (E810-E835)	6	6	-	14.5	25.2	0	1	1	-	7.6	15.2	0	63
64 All other accidents (E800-E802, E840-E962)	21	10	11	50.6	42.0	62.1	1	-	1	7.6	0	15.4	64
65 Suicide (E963, E970, E979)	5	3	2	12.0	12.6	11.3	-	-	-	0	0	0	65
66 Homicide (E964, E980-E985)	5	-	5	12.0	0	28.2	-	-	-	0	0	0	66
67 All other diseases (residual)	37	23	14	89.2	96.6	79.1	12	7	5	91.6	106.1	76.9	67

TABLE XIV B VITAL STATISTICS, BY CITY, BY RACE, GEORGIA, 1958
 POPULATION 10,000-74,999

ITEM	Athens						Brunswick						
	Number			Rate or Ratio *			Number			Rate or Ratio *			
	Total	White	Non-White	Total	White	Non-White	Total	White	Non-White	Total	White	Non-White	
1 Estimated population	34,400	25,100	9,300				20,700	12,700	8,000				1
LIVE BIRTHS													
2 Total	846	538	308	24.6	21.4	33.1	799	516	283	38.6	40.6	35.4	2
3 Delivered in hospital	843	538	305	99.6%	100.0%	99.0%	683	511	172	85.5%	99.0%	60.8%	3
4 Delivered in home by physician	2	-	2	0.2%	0%	0.6%	4	1	3	0.5%	0.2%	1.1%	4
5 Delivered in home by midwife	1	-	1	0.1%	0%	0.3%	111	4	107	13.9%	0.8%	37.8%	5
6 Other deliveries	-	-	-	0%	0%	0%	1	-	1	0.1%	0%	0.4%	6
7 Immature births	78	30	48	92.2	55.8	155.8	75	39	36	93.9	75.6	127.2	7
8 Live births to un-wed mothers	91	3	88	107.6	5.6	285.7	63	5	58	78.8	9.7	204.9	8
FETAL DEATHS													
9 Total	20	6	14	23.6	11.2	45.5	22	10	12	27.5	19.4	42.4	9
10 Under 20 weeks gestation	1	1	-	1.2	1.9	0	4	3	1	5.0	5.8	3.5	10
11 20-27 weeks gestation	3	-	3	3.5	0	9.7	-	-	-	0	0	0	11
12 28 weeks and more	15	5	10	17.7	9.3	32.5	18	7	11	22.5	13.6	38.9	12
13 Unknown length of gestation	1	-	1	1.2	0	3.2	-	-	-	0	0	0	13
DEATHS													
14 Total, all ages	298	169	129	866.3	673.3	1387.1	195	102	93	942.0	803.1	1162.5	14
15 Under 1 year	20	8	12	23.6	14.9	39.0	18	9	9	22.5	17.4	31.8	15
16 Under 28 days	16	8	8	18.9	14.9	26.0	15	7	8	18.8	13.6	28.3	16
17 Deaths from immaturity	5	3	2	5.9	5.6	6.5	6	2	4	7.5	3.9	14.1	17
18 1-4 years **	3	2	1	-	-	-	6	4	2	-	-	-	18
19 Maternal deaths	-	-	-	0	0	0	-	-	-	0	0	0	19
CAUSE OF DEATH													
20 Tuberculosis, all forms (001-019)	1	1	-	2.9	4.0	0	1	-	1	4.8	0	12.5	20
21 Syphilis and its sequelae (020-029)	2	1	1	5.8	4.0	10.8	2	-	2	9.7	0	25.0	21
22 Typhoid fever (040)	-	-	-	0	0	0	-	-	-	0	0	0	22
23 Dysentery, all forms (045-048)	-	-	-	0	0	0	-	-	-	0	0	0	23
24 Scarlet fever (050)	-	-	-	0	0	0	-	-	-	0	0	0	24
25 Streptococcal sore throat (051)	-	-	-	0	0	0	-	-	-	0	0	0	25
26 Diphtheria (055)	-	-	-	0	0	0	-	-	-	0	0	0	26
27 Whooping cough (056)	-	-	-	0	0	0	-	-	-	0	0	0	27
28 Meningococcal infections (057)	-	-	-	0	0	0	-	-	-	0	0	0	28
29 Acute poliomyelitis (080)	-	-	-	0	0	0	-	-	-	0	0	0	29
30 Acute infectious encephalitis (082)	-	-	-	0	0	0	-	-	-	0	0	0	30
31 Smallpox (084)	-	-	-	0	0	0	-	-	-	0	0	0	31
32 Measles (085)	-	-	-	0	0	0	-	-	-	0	0	0	32
33 Typhus and other rickettsial diseases (100-103, 105-108)	-	-	-	0	0	0	-	-	-	0	0	0	33
34 Rocky Mountain spotted fever (104)	-	-	-	0	0	0	-	-	-	0	0	0	34
35 Malaria (110-117)	-	-	-	0	0	0	-	-	-	0	0	0	35
36 All other diseases classified as infective and parasitic (030-039, 041-044, 049, 052-054, 059-074, 081, 083, 086-096, 120-138)	2	1	1	5.8	4.0	10.8	2	1	1	9.7	7.9	12.5	36
37 Malignant neoplasms, including neoplasms of lymphatic and haematopoietic tissues (140-205)	38	29	9	110.5	115.5	96.8	25	14	11	120.8	110.2	137.5	37
38 Benign and unspecified neoplasms (210-239)	-	-	-	0	0	0	1	-	1	4.8	0	12.5	38
39 Diabetes mellitus (260)	2	1	1	5.8	4.0	10.8	3	2	1	14.5	15.7	12.5	39
40 Pellagra (281)	-	-	-	0	0	0	-	-	-	0	0	0	40
41 Anemias (290-293)	2	2	-	5.8	8.0	0	-	-	-	0	0	0	41
42 Vascular lesions affecting central nervous system (330-334)	46	28	18	133.7	111.6	193.5	31	11	20	149.8	86.6	250.0	42
43 Nonmeningococcal meningitis (340)	-	-	-	0	0	0	-	-	-	0	0	0	43
44 Rheumatic fever (400-402)	-	-	-	0	0	0	2	2	-	9.7	15.7	0	44
45 Heart diseases (410-443)	106	62	44	308.1	247.0	473.1	39	24	15	188.4	189.0	187.5	45
46 Hypertension without mention of heart (444-447)	8	-	8	23.3	0	86.0	1	-	1	4.8	0	12.5	46
47 Influenza and pneumonia (480-483, 490-493)	8	1	7	23.3	4.0	75.3	23	9	14	111.1	70.9	175.0	47
48 Bronchitis (500-502)	-	-	-	0	0	0	1	1	-	4.8	7.9	0	48
49 Ulcer of stomach and duodenum (540-541)	2	1	1	5.8	4.0	10.8	1	-	1	4.8	0	12.5	49
50 Appendicitis (550-553)	-	-	-	0	0	0	-	-	-	0	0	0	50
51 Intestinal obstruction and hernia (560, 561, 570)	1	-	1	2.9	0	10.8	1	1	-	4.8	7.9	0	51
52 Gastritis, duodenitis, enteritis and colitis (except diarrhea of the newborn) (543, 571, 572)	4	2	2	11.6	8.0	21.5	1	1	-	4.8	7.9	0	52
53 Cirrhosis of liver (581)	1	1	-	2.9	4.0	0	-	-	-	0	0	0	53
54 Nephritis and nephrosis (590-594)	4	1	3	11.6	4.0	32.3	5	3	2	24.2	23.6	25.0	54
55 Hyperplasia of prostate (610)	2	1	1	5.8	4.0	10.8	1	1	-	4.8	7.9	0	55
56 Complications of pregnancy, childbirth and the puerperium (640-652, 670-689)	5	4	1	14.5	15.9	10.8	-	-	-	0	0	0	56
57 Congenital malformations (750-759)	7	3	4	20.3	12.0	43.0	6	2	4	29.0	15.7	50.0	57
58 Birth injuries, postnatal asphyxia and atelectasis (760-762)	1	-	1	2.9	0	10.8	2	1	1	9.7	7.9	12.5	58
59 Infection of the newborn (763-768)	1	-	1	2.9	0	10.8	2	-	2	9.7	0	25.0	59
60 Other diseases peculiar to early infancy, and immaturity unqualified (769-776)	5	3	2	14.5	12.0	21.5	9	5	4	43.5	39.4	50.0	60
61 Senility, without mention of psychosis (794)	3	1	2	8.7	4.0	21.5	-	-	-	0	0	0	61
62 Ill-defined and unknown causes (780-793, 795)	2	1	1	5.8	4.0	10.8	1	-	1	4.8	0	12.5	62
63 Motor vehicle accidents (E810-E835)	6	4	2	17.4	15.9	21.5	8	7	1	38.6	55.1	12.5	63
64 All other accidents (E800-E802, E840-E962)	7	4	3	20.3	15.9	32.3	7	7	-	33.8	55.1	0	64
65 Suicide (E963, E970, E979)	3	3	-	8.7	12.0	0	3	2	1	14.5	15.7	12.5	65
66 Homicide (E964, E980-E985)	8	-	8	23.3	0	86.0	4	2	2	19.3	15.7	25.0	66
67 All other diseases (residual)	22	14	8	64.0	55.8	86.0	13	6	7	62.8	47.2	87.5	67

TABLE XIV. B VITAL STATISTICS, BY CITY, BY RACE, GEORGIA, 1958
POPULATION 10,000- 74,999

ITEM	Cartersville						Cedartown						
	Number			Rate or Ratio *			Number			Rate or Ratio *			
	Total	White	Non-White	Total	White	Non-White	Total	White	Non-White	Total	White	Non-White	
1 Estimated population	10,200	8,100	2,100				10,400	8,900	1,500				1
LIVE BIRTHS													
2 Total	192	137	55	18.8	16.9	26.2	219	179	40	21.1	20.1	26.7	2
3 Delivered in hospital	192	137	55	100.0%	100.0%	100.0%	214	179	35	97.7%	100.0%	87.5%	3
4 Delivered in home by physician	-	-	-	0%	0%	0%	2	-	2	0.9%	0%	5.0%	4
5 Delivered in home by midwife	-	-	-	0%	0%	0%	3	-	3	1.4%	0%	7.5%	5
6 Other deliveries	-	-	-	0%	0%	0%	-	-	-	0%	0%	0%	6
7 Immature births	15	8	7	78.1	58.4	127.3	20	16	4	91.3	89.4	100.0	7
8 Live births to un-wed mothers	11	-	11	57.3	0	200.0	8	3	5	36.5	16.8	125.0	8
FETAL DEATHS													
9 Total	3	1	2	15.6	7.3	36.4	4	3	1	18.3	16.8	25.0	9
10 Under 20 weeks gestation	1	1	-	5.2	7.3	0	1	1	1	4.6	5.6	0	10
11 20-27 weeks gestation	1	-	1	5.2	0	18.2	2	1	1	9.1	5.6	25.0	11
12 28 weeks and more	1	-	1	5.2	0	18.2	1	1	-	4.6	5.6	0	12
13 Unknown length of gestation	-	-	-	0	0	0	-	-	-	0	0	0	13
DEATHS													
14 Total, all ages	83	59	24	813.7	728.4	1142.9	90	71	19	865.4	797.8	1266.7	14
15 Under 1 year	5	4	1	26.0	29.2	18.2	3	2	1	13.7	11.2	25.0	15
16 Under 28 days	3	3	-	15.6	21.9	0	2	1	1	9.1	5.6	25.0	16
17 Deaths from immaturity	1	1	-	5.2	7.3	0	-	-	-	0	0	0	17
18 1-4 years **	1	-	1	0	0	0	1	1	-	0	0	0	18
19 Maternal deaths	-	-	-	0	0	0	-	-	-	0	0	0	19
CAUSE OF DEATH													
20 Tuberculosis, all forms (001-019)	1	1	-	9.8	12.3	0	1	1	-	9.6	11.2	0	20
21 Syphilis and its sequelae (020-029)	-	-	-	0	0	0	-	-	-	0	0	0	21
22 Typhoid fever (040)	-	-	-	0	0	0	-	-	-	0	0	0	22
23 Dysentery, all forms (045-048)	-	-	-	0	0	0	-	-	-	0	0	0	23
24 Scarlet fever (050)	-	-	-	0	0	0	-	-	-	0	0	0	24
25 Streptococcal sore throat (051)	-	-	-	0	0	0	-	-	-	0	0	0	25
26 Diphtheria (055)	-	-	-	0	0	0	-	-	-	0	0	0	26
27 Whooping cough (056)	-	-	-	0	0	0	-	-	-	0	0	0	27
28 Meningococcal infections (057)	-	-	-	0	0	0	-	-	-	0	0	0	28
29 Acute poliomyelitis (080)	-	-	-	0	0	0	-	-	-	0	0	0	29
30 Acute infectious encephalitis (082)	-	-	-	0	0	0	-	-	-	0	0	0	30
31 Smallpox (084)	-	-	-	0	0	0	-	-	-	0	0	0	31
32 Measles (085)	-	-	-	0	0	0	-	-	-	0	0	0	32
33 Typhus and other rickettsial diseases (100-103, 105-108)	-	-	-	0	0	0	-	-	-	0	0	0	33
34 Rocky Mountain spotted fever (104)	-	-	-	0	0	0	-	-	-	0	0	0	34
35 Malaria (110-117)	-	-	-	0	0	0	-	-	-	0	0	0	35
36 All other diseases classified as infective and parasitic (030-039, 041-044, 049, 052-054, 059-074, 081, 083, 086-096, 120-138)	-	-	-	0	0	0	-	-	-	0	0	0	36
37 Malignant neoplasms, including neoplasms of lymphatic and haematopoietic tissues (140-205)	7	4	3	68.6	49.4	142.9	17	14	3	163.5	157.3	200.0	37
38 Benign and unspecified neoplasms (210-239)	-	-	-	0	0	0	-	-	-	0	0	0	38
39 Diabetes mellitus (260)	1	1	-	9.8	12.3	0	1	-	1	9.6	0	66.7	39
40 Pellagra (281)	-	-	-	0	0	0	-	-	-	0	0	0	40
41 Anemias (290-293)	-	-	-	0	0	0	-	-	-	0	0	0	41
42 Vascular lesions affecting central nervous system (330-334)	21	13	8	205.9	160.5	381.0	11	11	-	105.8	123.6	0	42
43 Nonmeningococcal meningitis (340)	-	-	-	0	0	0	-	-	-	0	0	0	43
44 Rheumatic fever (400-402)	-	-	-	0	0	0	-	-	-	0	0	0	44
45 Heart diseases (410-443)	21	18	3	205.9	222.2	142.9	35	25	10	336.5	280.9	666.7	45
46 Hypertension without mention of heart (444-447)	5	3	2	49.0	37.0	95.2	1	-	1	9.6	0	66.7	46
47 Influenza and pneumonia (480-483, 490-493)	4	3	1	39.2	37.0	47.6	3	2	1	28.8	22.5	66.7	47
48 Bronchitis (500-502)	-	-	-	0	0	0	-	-	-	0	0	0	48
49 Ulcer of stomach and duodenum (540-541)	-	-	-	0	0	0	-	-	-	0	0	0	49
50 Appendicitis (550-553)	-	-	-	0	0	0	-	-	-	0	0	0	50
51 Intestinal obstruction and hernia (560, 561, 570)	1	1	-	9.8	12.3	0	-	-	-	0	0	0	51
52 Gastritis, duodenitis, enteritis and colitis (except diarrhea of the newborn) (543, 571, 572)	1	1	-	9.8	12.3	0	1	1	-	9.6	11.2	0	52
53 Cirrhosis of liver (581)	3	3	-	29.4	37.0	0	1	1	-	9.6	11.2	0	53
54 Nephritis and nephrosis (590-594)	2	-	2	19.6	0	95.2	4	3	1	38.5	33.7	66.7	54
55 Hyperplasia of prostate (610)	-	-	-	0	0	0	1	1	-	9.6	11.2	0	55
56 Complications of pregnancy, childbirth and the puerperium (640-652, 670-689)	-	-	-	0	0	0	-	-	-	0	0	0	56
57 Congenital malformations (750-759)	-	-	-	0	0	0	1	1	-	9.6	11.2	0	57
58 Birth injuries, postnatal asphyxia and atelectasis (760-762)	1	1	-	9.8	12.3	0	2	1	1	19.2	11.2	66.7	58
59 Infection of the newborn (763-768)	-	-	-	0	0	0	-	-	-	0	0	0	59
60 Other diseases peculiar to early infancy, and immaturity unqualified (769-776)	1	1	-	9.8	12.3	0	-	-	-	0	0	0	60
61 Senility, without mention of psychosis (794)	-	-	-	0	0	0	-	-	-	0	0	0	61
62 Ill-defined and unknown causes (780-793, 795)	-	-	-	0	0	0	-	-	-	0	0	0	62
63 Motor vehicle accidents (E810-E835)	2	2	-	19.6	24.7	0	2	2	-	19.2	22.5	0	63
64 All other accidents (E800-E802, E840-E962)	4	2	2	39.2	24.7	95.2	2	2	-	19.2	22.5	0	64
65 Suicide (E963, E970, E979)	-	-	-	0	0	0	1	1	-	9.6	11.2	0	65
66 Homicide (E964, E980-E985)	1	-	1	9.8	0	47.6	-	-	-	0	0	0	66
67 All other diseases (residual)	7	5	2	68.6	61.7	95.2	6	5	1	57.7	56.2	66.7	67

TABLE XIV-B VITAL STATISTICS, BY CITY, BY RACE, GEORGIA, 1958
POPULATION 10,000- 74,999

ITEM	College Park						Cordele						
	Number			Rate or Ratio *			Number			Rate or Ratio *			
	Total	White	Non-White	Total	White	Non-White	Total	White	Non-White	Total	White	Non-White	
1 Estimated population	19,700	16,000	3,700				10,700	5,800	4,900				1
LIVE BIRTHS													
2 Total	656	506	150	33.3	31.6	40.5	279	112	167	26.1	19.3	34.1	2
3 Delivered in hospital	648	502	146	98.8%	99.2%	97.3%	167	111	56	59.9%	99.1%	33.5%	3
4 Delivered in home by physician	6	3	3	.9%	.6%	2.0%	5	1	4	1.8%	0.9%	2.4%	4
5 Delivered in home by midwife	-	-	-	0%	0%	0%	107	-	107	38.4%	0%	64.1%	5
6 Other deliveries	2	1	1	.3%	.2%	.7%	-	-	-	0%	0%	0%	6
7 Immature births	50	34	16	76.2	67.2	106.7	23	9	14	82.4	80.4	83.8	7
8 Live births to un-wed mothers	51	4	47	77.7	7.9	313.3	64	2	62	229.4	17.9	371.3	8
FETAL DEATHS													
9 Total	12	9	3	18.3	17.8	20.0	13	3	10	46.6	26.8	59.9	9
10 Under 20 weeks gestation	5	3	2	7.6	5.9	13.3	6	3	3	21.5	26.8	18.0	10
11 20-27 weeks gestation	-	-	-	0	0	0	4	-	4	14.3	0	24.0	11
12 28 weeks and more	7	6	1	10.7	11.9	6.7	3	-	3	10.8	0	18.0	12
13 Unknown length of gestation	-	-	-	0	0	0	-	-	-	0	0	0	13
DEATHS													
14 Total, all ages	139	100	39	705.6	625.0	1054.1	134	55	79	1252.3	948.3	1612.2	14
15 Under 1 year	15	8	7	22.9	15.8	46.7	13	2	11	46.6	17.9	65.9	15
16 Under 28 days	11	5	6	16.8	9.9	40.0	6	1	5	21.5	8.9	29.9	16
17 Deaths from immaturity	2	1	1	3.0	2.0	6.7	4	1	3	14.3	8.9	18.0	17
18 1-4 years **	2	1	1	-	-	-	4	-	4	-	-	-	18
19 Maternal deaths	1	-	1	15.2	0	66.7	-	-	-	0	0	0	19
CAUSE OF DEATH													
20 Tuberculosis, all forms (001-019)	1	1	-	5.1	6.3	0	2	-	2	18.7	0	40.8	20
21 Syphilis and its sequelae (020-029)	-	-	-	0	0	0	-	-	-	0	0	0	21
22 Typhoid fever (040)	-	-	-	0	0	0	-	-	-	0	0	0	22
23 Dysentery, all forms (045-048)	-	-	-	0	0	0	-	-	-	0	0	0	23
24 Scarlet fever (050)	-	-	-	0	0	0	-	-	-	0	0	0	24
25 Streptococcal sore throat (051)	-	-	-	0	0	0	-	-	-	0	0	0	25
26 Diphtheria (055)	1	1	-	5.1	6.3	0	-	-	-	0	0	0	26
27 Whooping cough (056)	-	-	-	0	0	0	-	-	-	0	0	0	27
28 Meningococcal infections (057)	-	-	-	0	0	0	-	-	-	0	0	0	28
29 Acute poliomyelitis (080)	-	-	-	0	0	0	-	-	-	0	0	0	29
30 Acute infectious encephalitis (082)	-	-	-	0	0	0	-	-	-	0	0	0	30
31 Smallpox (084)	-	-	-	0	0	0	-	-	-	0	0	0	31
32 Measles (085)	-	-	-	0	0	0	-	-	-	0	0	0	32
33 Typhus and other rickettsial diseases (100-103, 105-108)	-	-	-	0	0	0	-	-	-	0	0	0	33
34 Rocky Mountain spotted fever (104)	-	-	-	0	0	0	-	-	-	0	0	0	34
35 Malaria (110-117)	-	-	-	0	0	0	-	-	-	0	0	0	35
36 All other diseases classified as infective and parasitic (030-039, 041-044, 049, 052-054, 059-074, 081, 083, 086-096, 120-138)	-	-	-	0	0	0	2	-	2	18.7	0	40.8	36
37 Malignant neoplasms, including neoplasms of lymphatic and hematopoietic tissues (140-205)	10	10	-	50.8	62.5	0	17	10	7	158.9	172.4	142.9	37
38 Benign and unspecified neoplasms (210-239)	1	-	1	5.1	0	27.0	-	-	-	0	0	0	38
39 Diabetes mellitus (260)	1	-	1	5.1	0	27.0	1	-	1	9.3	0	20.4	39
40 Pellagra (281)	1	-	1	5.1	0	27.0	-	-	-	0	0	0	40
41 Anemias (290-293)	1	-	1	5.1	0	27.0	-	-	-	0	0	0	41
42 Vascular lesions affecting central nervous system (330-334)	17	12	5	86.3	75.0	135.1	22	6	16	205.6	103.4	326.5	42
43 Nonmeningococcal meningitis (340)	-	-	-	0	0	0	1	-	1	9.3	0	20.4	43
44 Rheumatic fever (400-402)	-	-	-	0	0	0	-	-	-	0	0	0	44
45 Heart diseases (410-443)	48	37	11	243.7	231.3	297.3	41	20	21	383.2	344.8	428.6	45
46 Hypertension without mention of heart (444-447)	-	-	-	0	0	0	7	5	2	65.4	86.2	40.8	46
47 Influenza and pneumonia (480-483, 490-493)	4	3	1	20.3	18.8	27.0	6	1	5	56.1	17.2	102.0	47
48 Bronchitis (500-502)	-	-	-	0	0	0	-	-	-	0	0	0	48
49 Ulcer of stomach and duodenum (540-541)	2	2	-	10.2	12.5	0	2	1	1	18.7	17.2	20.4	49
50 Appendicitis (550-553)	-	-	-	0	0	0	-	-	-	0	0	0	50
51 Intestinal obstruction and hernia (560, 561, 570)	-	-	-	0	0	0	-	-	-	0	0	0	51
52 Gastritis, duodenitis, enteritis and colitis (except diarrhea of the newborn) (543, 571, 572)	1	-	1	5.1	0	27.0	2	-	2	18.7	0	40.8	52
53 Cirrhosis of liver (581)	4	4	-	20.3	25.0	0	-	-	-	0	0	0	53
54 Nephritis and nephrosis (590-594)	2	2	-	10.2	12.5	0	1	-	1	9.3	0	20.4	54
55 Hyperplasia of prostate (610)	3	-	3	15.2	0	81.1	-	-	-	0	0	0	55
56 Complications of pregnancy, childbirth and the puerperium (640-652, 670-689)	1	-	1	5.1	0	27.0	-	-	-	0	0	0	56
57 Congenital malformations (750-759)	7	5	2	35.5	31.3	54.1	1	1	-	9.3	17.2	0	57
58 Birth injuries, postnatal asphyxia and atelectasis (760-762)	5	3	2	25.4	18.8	54.1	-	-	-	0	0	0	58
59 Infection of the newborn (763-768)	-	-	-	0	0	0	-	-	-	0	0	0	59
60 Other diseases peculiar to early infancy, and immaturity unqualified (769-776)	3	1	2	15.2	6.3	54.1	6	1	5	56.1	17.2	102.0	60
61 Senility, without mention of psychosis (794)	1	-	1	5.1	0	27.0	1	-	1	9.3	0	20.4	61
62 Ill-defined and unknown causes (780-793, 795)	-	-	-	0	0	0	-	-	-	0	0	0	62
63 Motor vehicle accidents (E810-E835)	6	4	2	30.4	25.0	54.1	3	3	-	28.0	51.7	0	63
64 All other accidents (E800-E802, E840-E962)	7	5	2	35.5	31.3	54.1	5	1	4	46.7	17.2	81.6	64
65 Suicide (E963, E970, E979)	1	1	-	5.1	6.3	0	1	1	-	9.3	17.2	0	65
66 Homicide (E964, E980-E985)	2	2	-	10.2	0	54.1	1	-	1	9.3	0	20.4	66
67 All other diseases (residual)	10	9	1	50.8	56.3	27.0	12	5	7	112.1	86.2	142.9	67

TABLE XIV B VITAL STATISTICS, BY CITY, BY RACE, GEORGIA, 1958
 POPULATION 10,000-74,999

ITEM	Dalton						Decatur						
	Number			Rate or Ratio *			Number			Rate or Ratio *			
	Total	White	Non-White	Total	White	Non-White	Total	White	Non-White	Total	White	Non-White	
1 Estimated population	19,500	18,100	1,400				25,900	21,900	4,000				1
LIVE BIRTHS													
2 Total	564	511	53	28.9	28.2	37.9	1,047	968	79	40.4	44.2	19.8	2
3 Delivered in hospital	550	507	43	97.5%	99.2%	81.1%	1,033	958	75	98.7%	99.0%	94.9%	3
4 Delivered in home by physician	12	2	10	2.1%	0.4%	18.9%	14	10	4	1.3%	1.0%	5.1%	4
5 Delivered in home by midwife	1	1	-	0.2%	0.2%	0%	-	-	-	0%	0%	0%	5
6 Other deliveries	1	1	-	0.2%	0.2%	0%	-	-	-	0%	0%	0%	6
7 Immature births	56	43	13	99.3	84.1	245.3	77	63	14	73.5	65.1	177.2	7
8 Live births to un-wed mothers	21	7	14	37.2	13.7	264.2	28	11	17	26.7	11.4	215.2	8
FETAL DEATHS													
9 Total	6	4	2	10.6	7.8	37.7	51	49	2	48.7	50.6	25.3	9
10 Under 20 weeks gestation	1	1	-	1.8	2.0	0	28	28	-	26.7	28.9	0	10
11 20-27 weeks gestation	-	-	-	0	0	0	6	6	-	5.7	6.2	0	11
12 28 weeks and more	5	3	2	8.9	5.9	37.7	17	15	2	16.2	15.5	25.3	12
13 Unknown length of gestation	-	-	-	0	0	0	-	-	-	0	0	0	13
DEATHS													
14 Total, all ages	171	150	21	876.9	828.7	1500.0	332	294	38	1281.9	1342.5	950.0	14
15 Under 1 year	9	8	1	16.0	15.7	18.9	27	21	6	25.8	21.7	75.9	15
16 Under 28 days	4	4	-	7.1	7.8	0	23	18	5	22.0	18.6	63.3	16
17 Deaths from immaturity	1	1	-	1.8	2.0	0	5	3	2	4.8	3.1	25.3	17
18 1-4 years **	4	4	-	-	-	-	3	2	1	-	-	-	18
19 Maternal deaths	1	1	-	17.7	19.6	0	1	1	-	9.6	10.3	0	19
CAUSE OF DEATH													
20 Tuberculosis, all forms (001-019)	5	4	1	25.6	22.1	71.4	2	2	-	7.7	9.1	0	20
21 Syphilis and its sequelae (020-029)	-	-	-	0	0	0	3	2	1	11.6	9.1	25.0	21
22 Typhoid fever (040)	-	-	-	0	0	0	-	-	-	0	0	0	22
23 Dysentery, all forms (045-048)	-	-	-	0	0	0	-	-	-	0	0	0	23
24 Scarlet fever (050)	-	-	-	0	0	0	-	-	-	0	0	0	24
25 Streptococcal sore throat (051)	-	-	-	0	0	0	-	-	-	0	0	0	25
26 Diphtheria (055)	-	-	-	0	0	0	-	-	-	0	0	0	26
27 Whooping cough (056)	-	-	-	0	0	0	-	-	-	0	0	0	27
28 Meningococcal infections (057)	-	-	-	0	0	0	-	-	-	0	0	0	28
29 Acute poliomyelitis (080)	-	-	-	0	0	0	-	-	-	0	0	0	29
30 Acute infectious encephalitis (082)	-	-	-	0	0	0	-	-	-	0	0	0	30
31 Smallpox (084)	-	-	-	0	0	0	-	-	-	0	0	0	31
32 Measles (085)	-	-	-	0	0	0	-	-	-	0	0	0	32
33 Typhus and other rickettsial diseases (100-103, 105-108)	-	-	-	0	0	0	-	-	-	0	0	0	33
34 Rocky Mountain spotted fever (104)	-	-	-	0	0	0	-	-	-	0	0	0	34
35 Malaria (110-117)	-	-	-	0	0	0	-	-	-	0	0	0	35
36 All other diseases classified as infective and parasitic (030-039, 041-044, 049, 052-054, 059-074, 081, 083, 086-096, 120-138)	4	3	1	20.5	16.6	71.4	1	1	-	3.9	4.6	0	36
37 Malignant neoplasms, including neoplasms of lymphatic and haematopoietic tissues (140-205)	23	19	4	117.9	105.0	285.7	56	49	7	216.2	223.7	175.0	37
38 Benign and unspecified neoplasms (210-239)	1	1	-	5.1	5.5	0	1	1	-	3.9	4.6	0	38
39 Diabetes mellitus (260)	2	2	-	10.3	11.0	0	5	4	1	19.3	18.3	25.0	39
40 Pellagra (281)	-	-	-	0	0	0	-	-	-	0	0	0	40
41 Anemias (290-293)	1	1	-	5.1	5.5	0	1	1	-	3.9	4.6	0	41
42 Vascular lesions affecting central nervous system (330-334)	25	24	1	128.2	132.6	71.4	49	45	4	189.2	205.5	100.0	42
43 Nonmeningococcal meningitis (340)	1	1	-	5.1	5.5	0	-	-	-	0	0	0	43
44 Rheumatic fever (400-402)	-	-	-	0	0	0	-	-	-	0	0	0	44
45 Heart diseases (410-443)	50	46	4	256.4	254.1	285.7	101	93	8	390.0	424.7	200.0	45
46 Hypertension without mention of heart (444-447)	3	1	2	15.4	5.5	142.9	3	2	1	11.6	9.1	25.0	46
47 Influenza and pneumonia (480-483, 490-493)	9	8	1	46.2	44.2	71.4	8	7	1	30.9	32.0	25.0	47
48 Bronchitis (500-502)	1	1	-	0	0	0	1	1	-	3.9	4.6	0	48
49 Ulcer of stomach and duodenum (540-541)	2	2	-	10.3	11.0	0	1	1	-	3.9	4.6	0	49
50 Appendicitis (550-553)	-	-	-	0	0	0	-	-	-	0	0	0	50
51 Intestinal obstruction and hernia (560, 561, 570)	-	-	-	0	0	0	1	-	1	3.9	0	25.0	51
52 Gastritis, duodenitis, enteritis and colitis (except diarrhea of the newborn) (543, 571, 572)	3	2	1	15.4	11.0	71.4	-	-	-	0	0	0	52
53 Cirrhosis of liver (581)	4	3	1	20.5	16.6	71.4	4	4	-	15.4	18.3	0	53
54 Nephritis and nephrosis (590-594)	2	1	1	10.3	5.5	71.4	2	2	-	7.7	9.1	0	54
55 Hyperplasia of prostate (610)	1	1	-	5.1	5.5	0	1	1	-	3.9	4.6	0	55
56 Complications of pregnancy, childbirth and the puerperium (640-652, 670-689)	1	1	-	5.1	5.5	0	1	1	-	3.9	4.6	0	56
57 Congenital malformations (750-759)	2	2	-	10.3	11.0	0	8	7	1	30.9	32.0	25.0	57
58 Birth injuries, postnatal asphyxia and atelectasis (760-762)	-	-	-	0	0	0	9	7	2	34.7	32.0	50.0	58
59 Infection of the newborn (763-768)	-	-	-	0	0	0	1	1	-	3.9	4.6	0	59
60 Other diseases peculiar to early infancy, and immaturity unqualified (769-776)	3	3	-	15.4	16.6	0	8	6	2	30.9	27.4	50.0	60
61 Senility, without mention of psychosis (794)	-	-	-	0	0	0	-	-	-	0	0	0	61
62 Ill-defined and unknown causes (780-793, 795)	1	1	-	5.1	5.5	0	1	1	-	3.9	4.6	0	62
63 Motor vehicle accidents (E810-E835)	10	8	2	51.3	44.2	142.9	8	8	-	30.9	36.5	0	63
64 All other accidents (E800-E802, E840-E962)	5	4	1	25.6	22.1	71.4	9	5	4	34.7	22.8	100.0	64
65 Suicide (E963, E970, E979)	1	1	-	5.1	5.5	0	5	5	-	19.3	22.8	0	65
66 Homicide (E964, E980-E985)	-	-	-	0	0	0	2	2	-	7.7	9.1	0	66
67 All other diseases (residual)	12	11	1	61.5	60.8	71.4	40	35	5	154.4	159.8	125.0	67

TABLEXIV-B VITAL STATISTICS, BY CITY, BY RACE, GEORGIA, 1958
POPULATION 10,000-74,999

ITEM	Dublin						East Point						
	Number			Rate or Ratio *			Number			Rate or Ratio *			
	Total	White	Non-White	Total	White	Non-White	Total	White	Non-White	Total	White	Non-White	
1 Estimated population	12,200	7,300	4,900				28,100	24,400	3,700				1
LIVE BIRTHS													
2 Total	333	196	137	27.3	26.8	28.0	870	706	164	31.0	28.9	44.3	2
3 Delivered in hospital	273	196	77	82.0%	100.0%	56.2%	856	706	150	98.4%	100.0%	91.5%	3
4 Delivered in home by physician	2		2	0.6%	0%	1.5%	12		12	1.4%	0%	7.3%	4
5 Delivered in home by midwife	58		58	17.4%	0%	42.3%	1		1	0.1%	0%	0.6%	5
6 Other deliveries				0%	0%	0%	1		1	0.1%	0%	0.6%	6
7 Immature births	23	11	12	69.1	56.1	87.6	81	54	27	93.1	76.5	164.6	7
8 Live births to un-wed mothers	40	3	37	120.1	15.3	270.1	59	5	54	67.8	7.1	329.3	8
FETAL DEATHS													
9 Total	11	3	8	33.0	15.3	58.4	34	28	6	39.1	39.7	36.6	9
10 Under 20 weeks gestation	1		1	3.0	0	7.3	14	12	2	16.1	17.0	12.2	10
11 20-27 weeks gestation	3	1	2	9.0	5.1	14.6	5	5		5.7	7.1	0	11
12 28 weeks and more	7	2	5	21.0	10.2	36.5	12	10	2	13.8	14.2	12.2	12
13 Unknown length of gestation				0	0	0	3	1	2	3.4	1.4	12.2	13
DEATHS													
14 Total, all ages	132	65	67	1082.0	890.4	1367.3	208	171	37	740.2	700.8	1000.0	14
15 Under 1 year	10	2	8	30.0	10.2	58.4	26	17	9	29.9	24.1	54.9	15
16 Under 28 days	4	2	2	12.0	10.2	14.6	23	15	8	26.4	21.2	48.8	16
17 Deaths from immaturity	1		1	3.0	0	7.3	7	3	4	8.0	4.2	24.4	17
18 1-4 years **	2		2				3	3					18
19 Maternal deaths				0	0	0				0	0	0	19
CAUSE OF DEATH													
20 Tuberculosis, all forms (001-019)		1	1	16.4	13.7	20.4	2	1	1	7.1	4.1	27.0	20
21 Syphilis and its sequelae (020-029)				0	0	0				0	0	0	21
22 Typhoid fever (040)				0	0	0				0	0	0	22
23 Dysentery, all forms (045-048)				0	0	0				0	0	0	23
24 Scarlet fever (050)				0	0	0				0	0	0	24
25 Streptococcal sore throat (051)				0	0	0				0	0	0	25
26 Diphtheria (055)				0	0	0				0	0	0	26
27 Whooping cough (056)				0	0	0				0	0	0	27
28 Meningococcal infections (057)				0	0	0				0	0	0	28
29 Acute poliomyelitis (080)				0	0	0				0	0	0	29
30 Acute infectious encephalitis (082)	1		1	8.2	0	20.4				0	0	0	30
31 Smallpox (084)				0	0	0				0	0	0	31
32 Measles (085)				0	0	0				0	0	0	32
33 Typhus and other rickettsial diseases (100-103, 105-108)	1		1	8.2	0	20.4				0	0	0	33
34 Rocky Mountain spotted fever (104)				0	0	0				0	0	0	34
35 Malaria (110-117)				0	0	0				0	0	0	35
36 All other diseases classified as infective and parasitic (030-039, 041-044, 049, 052-054, 059-074, 081, 083, 086-096, 120-138)				0	0	0				0	0	0	36
37 Malignant neoplasms, including neoplasms of lymphatic and hematopoietic tissues (140-205)	18	14	4	147.5	191.8	81.6	33	31	2	117.4	127.0	54.1	37
38 Benign and unspecified neoplasms (210-239)				0	0	0	1		1	3.6	0	27.0	38
39 Diabetes mellitus (260)	1			8.2	13.7	0	4		4	14.2	16.4	0	39
40 Pellagra (281)				0	0	0				0	0	0	40
41 Anemias (290-293)				0	0	0				0	0	0	41
42 Vascular lesions affecting central nervous system (330-334)	26	11	15	213.1	150.7	306.1	32	29	3	113.9	118.9	81.1	42
43 Nonmeningococcal meningitis (340)				0	0	0	1	1		3.6	4.1	0	43
44 Rheumatic fever (400-402)	2			16.4	0	40.8				0	0	0	44
45 Heart diseases (410-443)	43	23	20	352.5	315.1	408.2	63	52	11	224.2	213.1	297.3	45
46 Hypertension without mention of heart (444-447)	1			8.2	0	20.4	1	1		3.6	4.1	0	46
47 Influenza and pneumonia (480-483, 490-493)	4	2	2	32.8	27.4	40.8	7	4	3	24.9	16.4	81.1	47
48 Bronchitis (500-502)	1			0	0	0	1	1		3.6	4.1	0	48
49 Ulcer of stomach and duodenum (540-541)	1	1		8.2	13.7	0	2	2		7.1	8.2	0	49
50 Appendicitis (550-553)				0	0	0				0	0	0	50
51 Intestinal obstruction and hernia (560, 561, 570)	1		1	8.2	0	20.4	1	1		3.6	4.1	0	51
52 Gastritis, duodenitis, enteritis and colitis (except diarrhea of the newborn) (543, 571, 572)	2		2	16.4	0	40.8	1	1		3.6	4.1	0	52
53 Cirrhosis of liver (581)	1			0	0	0	1	1		3.6	4.1	0	53
54 Nephritis and nephrosis (590-594)	2	1	1	16.4	13.7	20.4	2		2	7.1	0	54.1	54
55 Hyperplasia of prostate (610)	1	1		8.2	13.7	0	1	1		3.6	4.1	0	55
56 Complications of pregnancy, childbirth and the puerperium (640-652, 670-689)	1	1		0	0	0				0	0	0	56
57 Congenital malformations (750-759)	1			8.2	13.7	0	6	6		21.4	24.6	0	57
58 Birth injuries, postnatal asphyxia and atelectasis (760-762)	1	1		8.2	13.7	0	7	4	3	24.9	16.4	81.1	58
59 Infection of the newborn (763-768)	1	1		8.2	13.7	0	1	1		3.6	4.1	0	59
60 Other diseases peculiar to early infancy, and immaturity unqualified (769-776)	4		4	32.8	0	81.6	11	7	4	39.1	28.7	108.1	60
61 Senility, without mention of psychosis (794)				0	0	0				0	0	0	61
62 Ill-defined and unknown causes (780-793, 795)				0	0	0				0	0	0	62
63 Motor vehicle accidents (E810-E835)	1			8.2	0	20.4	2	2		7.1	8.2	0	63
64 All other accidents (E800-E802, E840-E962)	5			41.0	0	102.0	8	7	1	28.5	28.7	27.0	64
65 Suicide (E963, E970, E979)	4	3		32.8	41.1	20.4	2	2		7.1	8.2	0	65
66 Homicide (E964, E980-E985)	2		2	16.4	0	40.8	7	3	4	24.9	12.3	108.1	66
67 All other diseases (residual)	7	4	3	57.4	54.8	61.2	10	8	2	35.6	32.8	54.1	67

TABLEXIV-B VITAL STATISTICS, BY CITY, BY RACE, GEORGIA, 1958
POPULATION 10,000-74,999

ITEM	Gainesville						Griffin						
	Number			Rate or Ratio *			Number			Rate or Ratio *			
	Total	White	Non-White	Total	White	Non-White	Total	White	Non-White	Total	White	Non-White	
1 Estimated population	14,200	10,500	3,700				21,900	14,300	7,600				1
LIVE BIRTHS													
2 Total	341	244	97	24.0	23.2	26.2	569	330	239	26.0	23.1	31.4	2
3 Delivered in hospital	334	242	92	97.9%	99.2%	94.8%	468	330	138	82.2%	100.0%	57.7%	3
4 Delivered in home by physician	1	-	1	0.3%	0%	1.0%	8	-	8	1.4%	0%	3.3%	4
5 Delivered in home by midwife	2	1	1	0.6%	0.4%	1.0%	92	-	92	16.2%	0%	38.5%	5
6 Other deliveries	4	1	3	1.2%	0.4%	3.1%	1	-	1	0.2%	0%	0.4%	6
7 Immature births	24	14	10	70.4	57.4	103.1	52	17	35	91.4	51.5	146.4	7
8 Live births to un-wed mothers	47	7	40	137.8	28.7	412.4	89	5	84	156.4	15.2	351.5	8
FETAL DEATHS													
9 Total	10	10	-	29.3	41.0	0	30	10	20	52.7	30.3	83.7	9
10 Under 20 weeks gestation	2	2	-	5.9	8.2	0	15	4	11	26.4	12.1	46.0	10
11 20-27 weeks gestation	4	4	-	11.7	16.4	0	7	4	3	12.3	12.1	12.6	11
12 28 weeks and more	4	4	-	11.7	16.4	0	8	2	6	14.1	6.1	25.1	12
13 Unknown length of gestation	-	-	-	0	0	0	-	-	-	0	0	0	13
DEATHS													
14 Total, all ages	156	115	41	1098.6	1095.2	1108.1	210	135	75	958.9	944.1	986.8	14
15 Under 1 year	15	8	7	44.0	32.8	72.2	15	2	13	26.4	6.1	54.4	15
16 Under 28 days	8	6	2	23.5	24.6	20.6	12	2	10	21.1	6.1	41.8	16
17 Deaths from immaturity	1	1	-	2.9	4.1	0	4	-	4	7.0	0	16.7	17
18 1-4 years **	3	3	-	-	-	-	1	1	-	0	0	0	18
19 Maternal deaths	-	-	-	0	0	0	-	-	-	0	0	0	19
CAUSE OF DEATH													
20 Tuberculosis, all forms (001-019)	1	1	-	7.0	9.5	0	3	3	-	13.7	21.0	0	20
21 Syphilis and its sequelae (020-029)	-	-	-	0	0	0	-	-	-	0	0	0	21
22 Typhoid fever (040)	-	-	-	0	0	0	-	-	-	0	0	0	22
23 Dysentery, all forms (045-048)	-	-	-	0	0	0	-	-	-	0	0	0	23
24 Scarlet fever (050)	-	-	-	0	0	0	-	-	-	0	0	0	24
25 Streptococcal sore throat (051)	-	-	-	0	0	0	-	-	-	0	0	0	25
26 Diphtheria (055)	-	-	-	0	0	0	-	-	-	0	0	0	26
27 Whooping cough (056)	-	-	-	0	0	0	-	-	-	0	0	0	27
28 Meningococcal infections (057)	-	-	-	0	0	0	-	-	-	0	0	0	28
29 Acute poliomyelitis (080)	-	-	-	0	0	0	-	-	-	0	0	0	29
30 Acute infectious encephalitis (082)	-	-	-	0	0	0	-	-	-	0	0	0	30
31 Smallpox (084)	-	-	-	0	0	0	-	-	-	0	0	0	31
32 Measles (085)	1	1	-	7.0	9.5	0	-	-	-	0	0	0	32
33 Typhus and other rickettsial diseases (100-103, 105-108)	-	-	-	0	0	0	-	-	-	0	0	0	33
34 Rocky Mountain spotted fever (104)	-	-	-	0	0	0	-	-	-	0	0	0	34
35 Malaria (110-117)	-	-	-	0	0	0	-	-	-	0	0	0	35
36 All other diseases classified as infective and parasitic (030-039, 041-044, 049, 052-054, 059-074, 081, 083, 086-096, 120-138)	-	-	-	0	0	0	-	-	-	0	0	0	36
37 Malignant neoplasms, including neoplasms of lymphatic and haematopoietic tissues (140-205)	14	13	1	98.6	123.8	27.0	28	20	8	127.9	139.9	105.3	37
38 Benign and unspecified neoplasms (210-239)	-	-	-	0	0	0	1	1	-	4.6	7.0	0	38
39 Diabetes mellitus (260)	2	1	1	14.1	9.5	27.0	3	2	2	13.7	7.0	26.3	39
40 Pellagra (281)	-	-	-	0	0	0	-	-	-	0	0	0	40
41 Anemias (290-293)	-	-	-	0	0	0	-	-	-	0	0	0	41
42 Vascular lesions affecting central nervous system (330-334)	19	15	4	133.8	142.9	108.1	41	23	18	187.2	160.8	236.8	42
43 Nonmeningococcal meningitis (340)	1	1	-	7.0	9.5	0	-	-	-	0	0	0	43
44 Rheumatic fever (400-402)	-	-	-	0	0	0	-	-	-	0	0	0	44
45 Heart diseases (410-443)	54	36	18	380.3	342.9	486.5	61	46	15	278.5	321.7	197.4	45
46 Hypertension without mention of heart (444-447)	-	-	-	0	0	0	2	2	-	9.1	14.0	0	46
47 Influenza and pneumonia (480-483, 490-493)	5	2	3	35.2	19.0	81.1	8	4	4	36.5	28.0	52.6	47
48 Bronchitis (500-502)	-	-	-	0	0	0	1	-	1	4.6	0	13.2	48
49 Ulcer of stomach and duodenum (540-541)	1	1	-	7.0	9.5	0	2	2	-	9.1	14.0	0	49
50 Appendicitis (550-553)	-	-	-	0	0	0	-	-	-	0	0	0	50
51 Intestinal obstruction and hernia (560, 561, 570)	2	2	-	14.1	19.0	0	-	-	-	0	0	0	51
52 Gastritis, duodenitis, enteritis and colitis (except diarrhea of the newborn) (543, 571, 572)	3	1	2	21.1	9.5	54.1	1	-	1	4.6	0	13.2	52
53 Cirrhosis of liver (581)	2	2	-	14.1	19.0	0	5	2	3	22.8	14.0	39.5	53
54 Nephritis and nephrosis (590-594)	2	2	-	14.1	19.0	0	1	-	1	4.6	0	13.2	54
55 Hyperplasia of prostate (610)	-	-	-	0	0	0	-	-	-	0	0	0	55
56 Complications of pregnancy, childbirth and the puerperium (640-652, 670-689)	-	-	-	0	0	0	-	-	-	0	0	0	56
57 Congenital malformations (750-759)	1	1	-	7.0	9.5	0	2	1	1	9.1	7.0	13.2	57
58 Birth injuries, postnatal asphyxia and asfektosis (760-762)	3	2	1	21.1	19.0	27.0	4	-	4	18.3	0	52.6	58
59 Infection of the newborn (763-768)	1	1	-	7.0	9.5	0	1	-	1	4.6	0	13.2	59
60 Other diseases peculiar to early infancy, and immaturity unqualified (769-776)	3	2	1	21.1	19.0	27.0	5	1	4	22.8	7.0	52.6	60
61 Senility, without mention of psychosis (794)	-	-	-	0	0	0	-	-	-	0	0	0	61
62 Ill-defined and unknown causes (780-793, 795)	-	-	-	0	0	0	3	2	1	13.7	14.0	13.2	62
63 Motor vehicle accidents (E810-E835)	10	8	2	70.4	76.2	54.1	5	5	-	22.8	35.0	0	63
64 All other accidents (E800-E802, E840-E962)	5	3	2	35.2	28.6	54.1	10	7	3	45.7	49.0	39.5	64
65 Suicide (E963, E970, E979)	3	3	-	21.1	28.6	0	2	2	-	9.1	14.0	0	65
66 Homicide (E964, E980-E985)	1	-	1	7.0	0	27.0	2	-	2	9.1	0	26.3	66
67 All other diseases (residual)	22	17	5	154.9	161.9	135.1	19	13	6	86.8	90.9	78.9	67

TABLEXIVB VITAL STATISTICS, BY CITY, BY RACE, GEORGIA, 1958
POPULATION 10,000 - 74,999

ITEM	Hapeville						LaGrange					
	Number			Rate or Ratio *			Number			Rate or Ratio *		
	Total	White	Non-White	Total	White	Non-White	Total	White	Non-White	Total	White	Non-White
1 Estimated population	11,100	11,000	100				28,500	19,800	8,700			
LIVE BIRTHS												
2 Total	266	255	11	24.0	23.2	110.0	543	317	226	19.1	16.0	26.0
3 Delivered in hospital	266	255	11	100.0%	100.0%	100.0%	452	316	136	83.2%	99.7%	60.2%
4 Delivered in home by physician	-	-	-	0%	0%	0%	7	-	7	1.3%	0%	3.1%
5 Delivered in home by midwife	-	-	-	0%	0%	0%	84	1	83	15.5%	0.3%	36.7%
6 Other deliveries	-	-	-	0%	0%	0%	-	-	-	0%	0%	0%
7 Immature births	23	19	4	86.5	74.5	363.6	56	26	30	103.1	82.0	132.7
8 Live births to un-wed mothers	9	7	2	33.8	27.5	181.8	70	7	63	128.9	22.1	278.8
FETAL DEATHS												
9 Total	7	6	1	26.3	23.5	90.9	55	31	24	101.3	97.8	106.2
10 Under 20 weeks gestation	6	5	1	22.6	19.6	90.9	37	25	12	68.1	78.9	53.1
11 20-27 weeks gestation	1	1	-	3.8	3.9	0	5	3	2	9.2	9.5	8.8
12 28 weeks and more	-	-	-	0	0	0	13	3	10	23.9	9.5	44.2
13 Unknown length of gestation	-	-	-	0	0	0	-	-	-	0	0	0
DEATHS												
14 Total, all ages	65	60	5	585.6	545.5	5000.0	227	129	98	796.5	651.5	1126.4
15 Under 1 year	6	5	1	22.6	19.6	90.9	19	7	12	35.0	22.1	53.1
16 Under 28 days	5	4	1	18.8	15.7	90.9	17	7	10	31.3	22.1	44.2
17 Deaths from immaturity	1	1	-	3.8	0	90.9	3	3	3	5.5	0	13.3
18 1-4 years **	1	1	-	0	0	0	4	2	2	0	0	0
19 Maternal deaths	-	-	-	0	0	0	-	-	-	0	0	0
CAUSE OF DEATH												
20 Tuberculosis, all forms (001-019)	1	1	-	9.0	9.1	0	2	1	1	7.0	5.1	11.5
21 Syphilis and its sequelae (020-029)	-	-	-	0	0	0	1	1	1	3.5	0	11.5
22 Typhoid fever (040)	-	-	-	0	0	0	-	-	-	0	0	0
23 Dysentery, all forms (045-048)	-	-	-	0	0	0	-	-	-	0	0	0
24 Scarlet fever (050)	-	-	-	0	0	0	-	-	-	0	0	0
25 Streptococcal sore throat (051)	-	-	-	0	0	0	-	-	-	0	0	0
26 Diphtheria (055)	-	-	-	0	0	0	-	-	-	0	0	0
27 Whooping cough (056)	-	-	-	0	0	0	-	-	-	0	0	0
28 Meningococcal infections (057)	1	1	-	9.0	9.1	0	-	-	-	0	0	0
29 Acute poliomyelitis (080)	-	-	-	0	0	0	-	-	-	0	0	0
30 Acute infectious encephalitis (082)	-	-	-	0	0	0	-	-	-	0	0	0
31 Smallpox (084)	-	-	-	0	0	0	-	-	-	0	0	0
32 Measles (085)	-	-	-	0	0	0	-	-	-	0	0	0
33 Typhus and other rickettsial diseases (100-103, 105-108)	-	-	-	0	0	0	-	-	-	0	0	0
34 Rocky Mountain spotted fever (104)	-	-	-	0	0	0	-	-	-	0	0	0
35 Malaria (110-117)	-	-	-	0	0	0	-	-	-	0	0	0
36 All other diseases classified as infective and parasitic (030-039, 041-044, 049, 052-054, 059-074, 081, 083, 086-096, 120-138)	1	1	-	9.0	9.1	0	3	2	1	10.5	10.1	11.5
37 Malignant neoplasms, including neoplasms of lymphatic and haematopoietic tissues (140-205)	9	9	-	81.1	81.8	0	23	16	7	80.7	80.8	80.5
38 Benign and unspecified neoplasms (210-239)	-	-	-	0	0	0	-	-	-	0	0	0
39 Diabetes mellitus (260)	-	-	-	0	0	0	5	3	2	17.5	15.2	23.0
40 Pellagra (281)	-	-	-	0	0	0	-	-	-	0	0	0
41 Anemias (290-293)	-	-	-	0	0	0	-	-	-	0	0	0
42 Vascular lesions affecting central nervous system (330-334)	9	9	-	81.1	81.8	0	49	32	17	171.9	161.6	195.4
43 Nonmeningococcal meningitis (340)	-	-	-	0	0	0	1	1	1	3.5	0	11.5
44 Rheumatic fever (400-402)	-	-	-	0	0	0	-	-	-	0	0	0
45 Heart diseases (410-443)	26	24	2	234.2	218.2	2000.0	63	34	29	221.1	171.7	333.3
46 Hypertension without mention of heart (444-447)	-	-	-	0	0	0	7	1	6	24.6	5.1	69.0
47 Influenza and pneumonia (480-483, 490-493)	-	-	-	0	0	0	11	5	6	38.6	25.3	69.0
48 Bronchitis (500-502)	-	-	-	0	0	0	-	-	-	0	0	0
49 Ulcer of stomach and duodenum (540-541)	1	1	-	9.0	9.1	0	1	1	-	3.5	5.1	0
50 Appendicitis (550-553)	-	-	-	0	0	0	-	-	-	0	0	0
51 Intestinal obstruction and hernia (560, 561, 570)	1	1	-	9.0	9.1	0	1	-	1	3.5	0	11.5
52 Gastritis, duodenitis, enteritis and colitis (except diarrhea of the newborn) (543, 571, 572)	-	-	-	0	0	0	-	-	-	0	0	0
53 Cirrhosis of liver (581)	1	-	1	9.0	0	1000.0	1	1	2	3.5	5.1	0
54 Nephritis and nephrosis (590-594)	-	-	-	0	0	0	4	2	2	14.0	10.1	23.0
55 Hyperplasia of prostate (610)	-	-	-	0	0	0	4	1	3	14.0	5.1	34.5
56 Complications of pregnancy, childbirth and the puerperium (640-652, 670-689)	-	-	-	0	0	0	-	-	-	0	0	0
57 Congenital malformations (750-759)	-	-	-	0	0	0	2	-	-	0	0	0
58 Birth injuries, postnatal asphyxia and osteotaxis (760-762)	2	2	-	18.0	18.2	0	4	1	1	7.0	5.1	11.5
59 Infection of the newborn (763-768)	-	-	-	0	0	0	3	3	1	14.0	15.2	11.5
60 Other diseases peculiar to early infancy, and immaturity unqualified (769-776)	3	2	1	27.0	18.2	1000.0	5	1	4	17.5	5.1	46.0
61 Senility, without mention of psychosis (794)	-	-	-	0	0	0	-	-	-	0	0	0
62 Ill-defined and unknown causes (780-793, 795)	-	-	-	0	0	0	2	-	2	7.0	0	23.0
63 Motor vehicle accidents (E810-E835)	3	2	1	27.0	18.2	1000.0	4	4	2	14.0	20.2	0
64 All other accidents (E800-E802, E840-E962)	1	1	-	9.0	9.1	0	1	4	1	17.5	20.2	11.5
65 Suicide (E963, E970, E979)	-	-	-	0	0	0	5	-	1	3.5	0	11.5
66 Homicide (E964, E980-E985)	-	-	-	0	0	0	1	-	1	3.5	0	11.5
67 All other diseases (residual)	6	6	-	54.1	54.5	0	4	1	3	14.0	5.1	34.5

TABLE XIV-B VITAL STATISTICS, BY CITY, BY RACE, GEORGIA, 1958
POPULATION 10,000- 74,999

ITEM	Marietta						Milledgeville						
	Number			Rate or Ratio *			Number			Rate or Ratio *			
	Total	White	Non-White	Total	White	Non-White	Total	White	Non-White	Total	White	Non-White	
1 Estimated population	31,500	26,900	4,600				10,500	5,700	4,800				1
LIVE BIRTHS													
2 Total	958	844	114	30.4	31.4	24.8	283	148	135	27.0	26.0	28.1	2
3 Delivered in hospital	957	843	114	99.9%	99.9%	100.0%	212	146	66	74.9%	98.6%	48.9%	3
4 Delivered in home by physician	1	1	-	0.1%	0.1%	0%	6	-	6	2.1%	0%	4.4%	4
5 Delivered in home by midwife	-	-	-	0%	0%	0%	65	2	63	23.0%	1.4%	46.7%	5
6 Other deliveries	-	-	-	0%	0%	0%	-	-	-	0%	0%	0%	6
7 Immature births	77	61	16	80.4	72.3	140.4	37	14	23	130.7	94.6	170.4	7
8 Live births to un-wed mothers	19	6	13	19.8	7.1	114.0	33	2	31	116.6	13.5	229.6	8
FETAL DEATHS													
9 Total	18	15	3	18.8	17.8	26.3	10	5	5	35.3	33.8	37.0	9
10 Under 20 weeks gestation	5	3	2	5.2	3.6	17.5	4	2	2	14.1	13.5	14.8	10
11 20-27 weeks gestation	4	3	1	4.2	3.6	8.8	3	1	2	10.6	6.8	14.8	11
12 28 weeks and more	7	7	-	7.3	8.3	0	3	2	1	10.6	13.5	7.4	12
13 Unknown length of gestation	2	2	-	2.1	2.4	0	-	-	-	0	0	0	13
DEATHS													
14 Total, all ages	217	168	49	688.9	624.5	1065.2	107	53	54	1019.0	929.8	1125.0	14
15 Under 1 year	25	22	3	26.1	26.1	26.3	11	5	6	38.9	33.8	44.4	15
16 Under 28 days	21	18	3	21.9	21.3	26.3	8	4	4	29.3	27.0	29.6	16
17 Deaths from immaturity	3	2	1	3.1	2.4	8.8	2	1	1	7.1	6.8	7.4	17
18 1-4 years **	4	4	-	-	-	-	2	1	1	-	-	-	18
19 Maternal deaths	1	1	-	10.4	11.8	0	1	-	1	35.3	0	74.1	19
CAUSE OF DEATH													
20 Tuberculosis, all forms (001-019)	5	2	3	15.9	7.4	65.2	-	-	-	0	0	0	20
21 Syphilis and its sequelae (020-029)	1	-	1	3.2	0	21.7	-	-	-	0	0	0	21
22 Typhoid fever (040)	-	-	-	0	0	0	-	-	-	0	0	0	22
23 Dysentery, all forms (045-048)	-	-	-	0	0	0	-	-	-	0	0	0	23
24 Scarlet fever (050)	-	-	-	0	0	0	-	-	-	0	0	0	24
25 Streptococcal sore throat (051)	-	-	-	0	0	0	-	-	-	0	0	0	25
26 Diphtheria (055)	-	-	-	0	0	0	-	-	-	0	0	0	26
27 Whooping cough (056)	-	-	-	0	0	0	-	-	-	0	0	0	27
28 Meningococcal infections (057)	-	-	-	0	0	0	-	-	-	0	0	0	28
29 Acute poliomyelitis (080)	-	-	-	0	0	0	-	-	-	0	0	0	29
30 Acute infectious encephalitis (082)	-	-	-	0	0	0	-	-	-	0	0	0	30
31 Smallpox (084)	-	-	-	0	0	0	-	-	-	0	0	0	31
32 Measles (085)	-	-	-	0	0	0	-	-	-	0	0	0	32
33 Typhus and other rickettsial diseases (100-103, 105-108)	-	-	-	0	0	0	-	-	-	0	0	0	33
34 Rocky Mountain spotted fever (104)	-	-	-	0	0	0	-	-	-	0	0	0	34
35 Malaria (110-117)	-	-	-	0	0	0	-	-	-	0	0	0	35
36 All other diseases classified as infective and parasitic (030-039, 041-044, 049, 052-054, 059-074, 081, 083, 088-096, 120-138)	-	-	-	0	0	0	-	-	-	0	0	0	36
37 Malignant neoplasms, including neoplasms of lymphatic and haematopoietic tissues (140-205)	35	31	4	111.1	115.2	87.0	11	7	4	104.8	122.8	83.3	37
38 Benign and unspecified neoplasms (210-239)	2	2	-	6.3	7.4	0	-	-	-	0	0	0	38
39 Diabetes mellitus (260)	-	-	-	0	0	0	-	-	-	0	0	0	39
40 Pellagra (281)	-	-	-	0	0	0	-	-	-	0	0	0	40
41 Anemias (290-293)	-	-	-	0	0	0	-	-	-	0	0	0	41
42 Vascular lesions affecting central nervous system (330-334)	24	17	7	76.2	63.2	152.2	25	10	15	238.1	175.4	312.5	42
43 Nonmeningococcal meningitis (340)	-	-	-	0	0	0	-	-	-	0	0	0	43
44 Rheumatic fever (400-402)	-	-	-	0	0	0	-	-	-	0	0	0	44
45 Heart diseases (410-443)	80	64	16	254.0	237.9	347.8	39	22	17	371.4	386.0	354.2	45
46 Hypertension without mention of heart (444-447)	1	1	-	3.2	3.7	0	1	1	-	9.5	17.5	0	46
47 Influenza and pneumonia (480-483, 490-493)	5	3	2	15.9	11.2	43.5	2	-	2	19.0	0	41.7	47
48 Bronchitis (500-502)	-	-	-	0	0	0	-	-	-	0	0	0	48
49 Ulcer of stomach and duodenum (540-541)	2	1	1	6.3	3.7	21.7	-	-	-	0	0	0	49
50 Appendicitis (550-553)	-	-	-	0	0	0	-	-	-	0	0	0	50
51 Intestinal obstruction and hernia (560, 561, 570)	1	-	1	3.2	0	21.7	-	-	-	0	0	0	51
52 Gastritis, duodenitis, enteritis and colitis (except diarrhea of the newborn) (543, 571, 572)	-	-	-	0	0	0	-	-	-	0	0	0	52
53 Cirrhosis of liver (581)	-	-	-	0	0	0	1	-	1	9.5	0	20.8	53
54 Nephritis and nephrosis (590-594)	1	1	-	3.2	3.7	0	3	-	3	28.6	0	62.5	54
55 Hyperplasia of prostate (610)	-	-	-	0	0	0	-	-	-	0	0	0	55
56 Complications of pregnancy, childbirth and the puerperium (640-652, 670-689)	1	1	-	3.2	3.7	0	1	-	1	9.5	0	20.8	56
57 Congenital malformations (750-759)	3	3	-	9.5	11.2	0	2	-	2	19.0	0	0	57
58 Birth injuries, postnatal asphyxia and atelectasis (760-762)	11	11	-	34.9	40.9	0	5	3	2	47.6	52.6	41.7	58
59 Infection of the newborn (763-768)	-	-	-	0	0	0	-	-	-	0	0	0	59
60 Other diseases peculiar to early infancy, and immaturity unqualified (769-776)	8	6	2	25.4	22.3	43.5	3	1	2	28.6	17.5	41.7	60
61 Senility, without mention of psychosis (794)	-	-	-	0	0	0	-	-	-	0	0	0	61
62 Ill-defined and unknown causes (780-793, 795)	2	1	1	6.3	3.7	21.7	1	1	-	9.5	17.5	0	62
63 Motor vehicle accidents (E810-E835)	7	5	2	22.2	18.6	43.5	-	-	-	0	0	0	63
64 All other accidents (E800-E802, E840-E962)	6	4	2	19.0	14.9	43.5	2	2	-	19.0	35.1	0	64
65 Suicide (E963, E970, E979)	5	5	-	15.9	18.6	0	2	1	1	19.0	17.5	20.8	65
66 Homicide (E964, E980-E985)	3	1	2	9.5	3.7	43.5	2	-	2	19.0	0	41.7	66
67 All other diseases (residual)	14	9	5	44.4	33.5	108.7	7	3	4	66.7	52.6	83.3	67

TABLEXIV-B VITAL STATISTICS, BY CITY, BY RACE, GEORGIA, 1958 POPULATION 10,000- 74,999

ITEM	Moultrie						Roze						
	Number			Rate or Ratio *			Number			Rate or Ratio *			
	Total	White	Non-White	Total	White	Non-White	Total	White	Non-White	Total	White	Non-White	
1 Estimated population	13,800	9,000	4,800				33,800	26,800	7,000				1
LIVE BIRTHS													
2 Total	372	214	158	27.0	23.8	32.9	817	605	212	24.2	22.6	30.3	2
3 Delivered in hospital	300	211	89	80.6%	98.6%	56.3%	794	603	191	97.2%	99.7%	90.1%	3
4 Delivered in home by physician	4	2	2	1.1%	0.9%	1.3%	5	-	5	0.6%	0%	2.4%	4
5 Delivered in home by midwife	68	1	67	18.3%	0.5%	42.4%	15	-	15	1.8%	0%	7.1%	5
6 Other deliveries	-	-	-	0%	0%	0%	3	-	3	0.4%	0.3%	0.5%	6
7 Immature births	31	10	21	83.3	46.7	132.9	79	47	32	96.7	77.7	150.9	7
8 Live births to un-wed mothers	48	2	46	129.0	9.3	291.1	62	12	50	75.9	19.8	235.8	8
FETAL DEATHS													
9 Total	18	7	11	48.4	32.7	69.6	21	13	8	25.7	21.5	37.7	9
10 Under 20 weeks gestation	5	3	2	13.4	14.0	12.7	3	3	-	3.7	5.0	0	10
11 20-27 weeks gestation	6	2	4	16.1	9.3	25.3	7	3	4	8.6	5.0	18.9	11
12 28 weeks and more	5	2	3	13.4	9.3	19.0	7	5	2	8.6	8.3	9.4	12
13 Unknown length of gestation	2	-	2	5.4	0	12.7	4	2	2	4.9	3.3	9.4	13
DEATHS													
14 Total, all ages	155	88	67	1123.2	977.8	1395.8	347	254	93	1026.6	947.8	1328.6	14
15 Under 1 year	17	5	12	45.7	23.4	75.9	27	18	9	33.0	29.8	42.5	15
16 Under 28 days	7	3	4	18.8	14.0	25.3	20	15	5	24.5	24.8	23.6	16
17 Deaths from immaturity	3	1	2	8.1	4.7	12.7	4	3	1	4.9	5.0	4.7	17
18 1-4 years **	3	1	2	-	-	-	-	-	-	-	-	-	18
19 Maternal deaths	-	-	-	0	0	0	-	-	-	0	0	0	19
CAUSE OF DEATH													
20 Tuberculosis, all forms (001-019)	-	-	-	0	0	0	4	1	3	11.8	3.7	42.9	20
21 Syphilis and its sequelae (020-029)	-	-	-	0	0	0	-	-	-	0	0	0	21
22 Typhoid fever (040)	-	-	-	0	0	0	-	-	-	0	0	0	22
23 Dysentery, all forms (045-048)	-	-	-	0	0	0	-	-	-	0	0	0	23
24 Scarlet fever (050)	-	-	-	0	0	0	-	-	-	0	0	0	24
25 Streptococcal sore throat (051)	-	-	-	0	0	0	-	-	-	0	0	0	25
26 Diphtheria (055)	-	-	-	0	0	0	1	-	1	3.0	0	14.3	26
27 Whooping cough (056)	-	-	-	0	0	0	-	-	-	0	0	0	27
28 Meningococcal infections (057)	-	-	-	0	0	0	-	-	-	0	0	0	28
29 Acute poliomyelitis (080)	-	-	-	0	0	0	-	-	-	0	0	0	29
30 Acute infectious encephalitis (082)	-	-	-	0	0	0	-	-	-	0	0	0	30
31 Smallpox (084)	-	-	-	0	0	0	-	-	-	0	0	0	31
32 Measles (085)	2	1	1	14.5	11.1	20.8	-	-	-	0	0	0	32
33 Typhus and other rickettsial diseases (100-103, 105-108)	-	-	-	0	0	0	-	-	-	0	0	0	33
34 Rocky Mountain spotted fever (104)	-	-	-	0	0	0	-	-	-	0	0	0	34
35 Malaria (110-117)	-	-	-	0	0	0	-	-	-	0	0	0	35
36 All other diseases classified as infective and parasitic (030-039, 041-044, 049, 052-054, 059-074, 081, 083, 086-096, 120-138)	1	-	1	7.2	0	20.8	-	-	-	0	0	0	36
37 Malignant neoplasms, including neoplasms of lymphatic and haematopoietic tissues (140-205)	20	9	11	144.9	100.0	229.2	54	44	10	159.8	164.2	142.9	37
38 Benign and unspecified neoplasms (210-239)	-	-	-	0	0	0	-	-	-	0	0	0	38
39 Diabetes mellitus (260)	3	2	1	21.7	22.2	20.8	3	2	1	8.9	7.5	14.3	39
40 Pellagra (281)	-	-	-	0	0	0	-	-	-	0	0	0	40
41 Anemias (290-293)	1	1	0	7.2	0	20.8	-	-	-	0	0	0	41
42 Vascular lesions affecting central nervous system (330-334)	23	14	9	166.7	155.6	187.5	42	29	13	124.3	108.2	185.7	42
43 Nonmeningococcal meningitis (340)	1	-	1	7.2	0	20.8	-	-	-	0	0	0	43
44 Rheumatic fever (400-402)	-	-	-	0	0	0	-	-	-	0	0	0	44
45 Heart diseases (410-443)	43	32	11	311.6	355.6	229.2	133	105	28	393.5	391.8	400.0	45
46 Hypertension without mention of heart (444-447)	1	1	0	7.2	0	20.8	5	3	2	14.8	11.2	28.6	46
47 Influenza and pneumonia (480-483, 490-493)	9	2	7	65.2	22.2	145.8	7	3	4	20.7	11.2	57.1	47
48 Bronchitis (500-502)	-	-	-	0	0	0	-	-	-	0	0	0	48
49 Ulcer of stomach and duodenum (540-541)	-	-	-	0	0	0	-	-	-	0	0	0	49
50 Appendicitis (550-553)	-	-	-	0	0	0	-	-	-	0	0	0	50
51 Intestinal obstruction and hernia (560, 561, 570)	2	-	2	14.5	0	41.7	1	1	-	3.0	3.7	0	51
52 Gastritis, duodenitis, enteritis and colitis (except diarrhea of the newborn) (543, 571, 572)	1	-	1	7.2	0	20.8	1	-	1	3.0	0	14.3	52
53 Cirrhosis of liver (581)	1	1	0	7.2	11.1	0	3	3	-	8.9	11.2	0	53
54 Nephritis and nephrosis (590-594)	5	2	3	36.2	22.2	62.5	1	-	1	3.0	0	14.3	54
55 Hyperplasia of prostate (610)	-	-	-	0	0	0	2	2	-	5.9	7.5	0	55
56 Complications of pregnancy, childbirth and the puerperium (640-652, 670-689)	-	-	-	0	0	0	-	-	-	0	0	0	56
57 Congenital malformations (750-759)	3	1	2	21.7	11.1	41.7	5	3	2	14.8	11.2	28.6	57
58 Birth injuries, postnatal asphyxia and atelectasis (760-762)	5	3	2	36.2	33.3	41.7	12	9	3	35.5	33.6	42.9	58
59 Infection of the newborn (763-768)	-	-	-	0	0	0	1	1	-	3.0	3.7	0	59
60 Other diseases peculiar to early infancy, and immaturity unqualified (769-776)	3	1	2	21.7	11.1	41.7	5	4	1	14.8	14.9	14.3	60
61 Senility, without mention of psychosis (794)	1	-	1	7.2	11.1	0	1	-	1	3.0	0	14.3	61
62 Ill-defined and unknown causes (780-793, 795)	1	-	1	7.2	0	20.8	-	-	-	0	0	0	62
63 Motor vehicle accidents (E810-E835)	4	3	1	29.0	33.3	20.8	8	6	2	23.7	22.4	28.6	63
64 All other accidents (E800-E802, E840-E962)	9	5	4	65.2	55.6	83.3	17	13	4	50.3	48.5	57.1	64
65 Suicide (E963, E970, E979)	3	3	0	21.7	33.3	0	3	3	-	8.9	11.2	0	65
66 Homicide (E964, E980-E985)	2	1	1	14.5	11.1	20.8	8	2	6	23.7	7.5	85.7	66
67 All other diseases (residual)	11	7	4	79.7	77.8	83.3	28	19	9	82.8	70.9	128.6	67

TABLE XIV-B VITAL STATISTICS, BY CITY, BY RACE, GEORGIA, 1958
 POPULATION 10,000- 74,999

ITEM	Thomaston						Thomasville						
	Number			Rate or Ratio *			Number			Rate or Ratio *			
	Total	White	Non-White	Total	White	Non-White	Total	White	Non-White	Total	White	Non-White	
1 Estimated population	11,100	8,600	2,500				16,700	9,100	7,600				1
LIVE BIRTHS													
2 Total	248	181	67	22.3	21.0	26.8	471	216	255	28.2	23.7	33.6	2
3 Delivered in hospital	223	180	43	89.9%	99.4%	64.2%	319	209	110	67.7%	96.8%	43.1%	3
4 Delivered in home by physician	1	1	-	0.4%	0.6%	0%	6	2	4	1.3%	0.9%	1.6%	4
5 Delivered in home by midwife	23	-	23	9.3%	0%	34.3%	143	4	139	30.4%	1.9%	54.5%	5
6 Other deliveries	1	-	1	0.4%	0%	1.5%	3	1	2	0.6%	0.5%	0.8%	6
7 Immature births	31	14	17	125.0	77.3	253.7	48	22	26	101.9	101.9	102.0	7
8 Live births to un-wed mothers	31	2	29	125.0	11.0	432.8	82	2	80	174.1	9.3	313.7	8
FETAL DEATHS													
9 Total	9	7	2	36.3	38.9	29.9	14	11	3	29.7	50.9	11.8	9
10 Under 20 weeks gestation	2	2	-	8.1	11.0	0	6	6	-	12.7	27.8	0	10
11 20-27 weeks gestation	2	2	-	8.1	11.0	0	-	-	-	0	0	0	11
12 28 weeks and more	4	3	1	16.1	16.6	14.9	6	3	3	12.7	13.9	11.8	12
13 Unknown length of gestation	1	-	1	4.0	0	14.9	2	2	-	4.2	9.3	0	13
DEATHS													
14 Total, all ages	129	95	34	1162.2	1104.7	1360.0	179	102	77	1071.9	1120.9	1013.2	14
15 Under 1 year	15	8	7	60.5	44.2	104.5	10	3	7	21.2	13.9	27.5	15
16 Under 28 days	12	7	5	48.4	38.7	74.6	7	3	4	14.9	13.9	15.7	16
17 Deaths from immaturity	6	2	4	24.2	11.0	59.7	1	-	1	2.1	0	3.9	17
18 1-4 years **	2	2	-	0	0	0	3	1	2	0	0	0	18
19 Maternal deaths	-	-	-	0	0	0	-	-	-	0	0	0	19
CAUSE OF DEATH													
20 Tuberculosis, all forms (001-019)	-	-	-	0	0	0	2	-	2	12.0	0	26.3	20
21 Syphilis and its sequelae (020-029)	-	-	-	0	0	0	-	-	-	0	0	0	21
22 Typhoid fever (040)	-	-	-	0	0	0	-	-	-	0	0	0	22
23 Dysentery, all forms (045-048)	-	-	-	0	0	0	-	-	-	0	0	0	23
24 Scarlet fever (050)	-	-	-	0	0	0	-	-	-	0	0	0	24
25 Streptococcal sore throat (051)	-	-	-	0	0	0	-	-	-	0	0	0	25
26 Diphtheria (055)	-	-	-	0	0	0	-	-	-	0	0	0	26
27 Whooping cough (056)	-	-	-	0	0	0	-	-	-	0	0	0	27
28 Meningococcal infections (057)	1	1	-	9.0	11.6	0	-	-	-	0	0	0	28
29 Acute poliomyelitis (080)	-	-	-	0	0	0	-	-	-	0	0	0	29
30 Acute infectious encephalitis (082)	-	-	-	0	0	0	-	-	-	0	0	0	30
31 Smallpox (084)	-	-	-	0	0	0	-	-	-	0	0	0	31
32 Measles (085)	-	-	-	0	0	0	-	-	-	0	0	0	32
33 Typhus and other rickettsial diseases (100-103, 105-108)	-	-	-	0	0	0	-	-	-	0	0	0	33
34 Rocky Mountain spotted fever (104)	-	-	-	0	0	0	-	-	-	0	0	0	34
35 Malaria (110-117)	-	-	-	0	0	0	-	-	-	0	0	0	35
36 All other diseases classified as infective and parasitic (030-039, 041-044, 049, 052-054, 059-074, 081, 083, 086-096, 120-138)	2	1	1	18.0	11.6	40.0	-	-	-	0	0	0	36
37 Malignant neoplasms, including neoplasms of lymphatic and haematopoietic tissues (140-205)	16	14	2	144.1	162.8	80.0	23	17	6	137.7	186.8	78.9	37
38 Benign and unspecified neoplasms (210-239)	1	-	1	9.0	0	40.0	-	-	-	0	0	0	38
39 Diabetes mellitus (260)	3	1	2	27.0	11.6	80.0	8	3	5	47.9	33.0	65.0	39
40 Pellagra (281)	-	-	-	0	0	0	-	-	-	0	0	0	40
41 Anemias (290-293)	1	1	-	9.0	11.6	0	1	-	1	6.0	0	13.2	41
42 Vascular lesions affecting central nervous system (330-334)	18	14	4	162.2	162.8	160.0	40	16	24	239.5	175.8	315.8	42
43 Nonmeningococcal meningitis (340)	-	-	-	0	0	0	-	-	-	0	0	0	43
44 Rheumatic fever (400-402)	-	-	-	0	0	0	-	-	-	0	0	0	44
45 Heart diseases (410-443)	38	29	9	342.3	337.2	360.0	50	36	14	299.4	395.6	184.2	45
46 Hypertension without mention of heart (444-447)	1	1	-	9.0	11.6	0	4	1	3	24.0	11.0	39.5	46
47 Influenza and pneumonia (480-483, 490-493)	5	4	1	45.0	46.5	40.0	5	1	4	29.9	11.0	52.6	47
48 Bronchitis (500-502)	1	1	-	9.0	11.6	0	1	-	-	0	0	0	48
49 Ulcer of stomach and duodenum (540-541)	1	1	-	0	0	0	1	1	-	6.0	11.0	0	49
50 Appendicitis (550-553)	-	-	-	0	0	0	1	1	-	6.0	11.0	0	50
51 Intestinal obstruction and hernia (560, 561, 570)	1	1	-	9.0	11.6	0	2	1	1	12.0	11.0	13.2	51
52 Gastritis, duodenitis, enteritis and colitis (except diarrhea of the newborn) (543, 571, 572)	-	-	-	0	0	0	-	-	-	0	0	0	52
53 Cirrhosis of liver (581)	3	3	-	27.0	34.9	0	2	2	-	12.0	22.0	0	53
54 Nephritis and nephrosis (590-594)	1	1	-	9.0	11.6	0	4	3	1	24.0	33.0	13.2	54
55 Hyperplasia of prostate (610)	1	1	-	9.0	11.6	0	1	-	1	6.0	0	13.2	55
56 Complications of pregnancy, childbirth and the puerperium (640-652, 670-689)	-	-	-	0	0	0	-	-	-	0	0	0	56
57 Congenital malformations (750-759)	-	-	-	0	0	0	1	-	1	6.0	0	13.2	57
58 Birth injuries, postnatal asphyxia and atelectasis (760-762)	3	3	-	27.0	34.9	0	5	3	2	29.9	33.0	26.3	58
59 Infection of the newborn (763-768)	1	1	-	9.0	11.6	0	1	-	1	6.0	0	13.2	59
60 Other diseases peculiar to early infancy, and immaturity unqualified (769-776)	8	2	6	72.1	23.3	240.0	2	-	2	12.0	0	26.3	60
61 Senility, without mention of psychosis (794)	0	-	-	0	0	0	-	-	-	0	0	0	61
62 Ill-defined and unknown causes (780-793, 795)	2	1	1	18.0	11.6	40.0	2	-	2	12.0	0	26.3	62
63 Motor vehicle accidents (E810-E835)	3	3	-	27.0	34.9	0	3	3	-	18.0	33.0	0	63
64 All other accidents (E800-E802, E840-E962)	2	-	2	18.0	0	80.0	11	7	4	65.9	76.9	52.6	64
65 Suicide (E963, E970, E979)	2	2	-	18.0	23.3	0	-	-	-	0	0	0	65
66 Homicide (E964, E980-E985)	1	-	1	0	0	0	-	-	-	0	0	0	66
67 All other diseases (residual)	15	10	5	135.1	116.3	200.0	10	7	3	59.9	76.9	39.5	67

TABLE XIV-B VITAL STATISTICS, BY CITY, BY RACE, GEORGIA, 1958
POPULATION 10,000-74,999

ITEM	Valdosta						Warner Robins					
	Number			Rate or Ratio *			Number			Rate or Ratio *		
	Total	White	Non-White	Total	White	Non-White	Total	White	Non-White	Total	White	Non-White
1 Estimated population	28,200	15,700	12,500				14,600	13,800	800			
LIVE BIRTHS												
2 Total	1,000	639	361	35.5	40.7	28.9	596	561	35	40.8	40.7	43.8
3 Delivered in hospital	788	632	156	78.8%	98.9%	43.2%	589	561	28	98.8%	100.0%	80.0%
4 Delivered in home by physician	5	3	2	0.5%	0.5%	0.6%	1	-	1	0.2%	0%	2.9%
5 Delivered in home by midwife	206	4	202	20.6%	0.6%	56.0%	6	-	6	1.0%	0%	17.1%
6 Other deliveries	1	-	1	0.1%	0%	0.3%	-	-	-	0%	0%	0%
7 Immature births	90	42	48	90.0	65.7	133.0	36	33	3	60.4	58.8	85.7
8 Live births to un-wed mothers	102	9	93	102.0	14.1	257.6	20	8	12	33.6	14.3	342.9
FETAL DEATHS												
9 Total	42	26	16	42.0	40.7	44.3	16	15	1	26.8	26.7	28.6
10 Under 20 weeks gestation	20	14	6	20.0	21.9	16.6	6	6	-	10.1	10.7	0
11 20-27 weeks gestation	7	4	3	7.0	6.3	8.3	2	2	-	3.4	3.6	0
12 28 weeks and more	15	8	7	15.0	12.5	19.4	8	7	1	13.4	12.5	28.6
13 Unknown length of gestation	-	-	-	0	0	0	-	-	-	0	0	0
DEATHS												
14 Total, all ages	267	140	127	946.8	891.7	1016.0	72	59	13	493.2	427.5	1625.0
15 Under 1 year	29	17	12	29.0	26.6	33.2	14	12	2	23.5	21.4	57.1
16 Under 28 days	21	14	7	21.0	21.9	19.4	9	7	2	15.1	12.5	57.1
17 Deaths from immaturity	3	2	1	3.0	3.1	2.8	3	2	1	5.0	3.6	28.6
18 1-4 years **	6	4	2	-	-	-	3	2	1	-	-	-
19 Maternal deaths	-	-	-	0	0	0	-	-	-	0	0	0
CAUSE OF DEATH												
20 Tuberculosis, all forms (001-019)	5	2	3	17.7	12.7	24.0	-	-	-	0	0	0
21 Syphilis and its sequelae (020-029)	-	-	-	0	0	0	-	-	-	0	0	0
22 Typhoid fever (040)	-	-	-	0	0	0	-	-	-	0	0	0
23 Dysentery, all forms (045-048)	-	-	-	0	0	0	-	-	-	0	0	0
24 Scarlet fever (050)	-	-	-	0	0	0	-	-	-	0	0	0
25 Streptococcal sore throat (051)	-	-	-	0	0	0	-	-	-	0	0	0
26 Diphtheria (055)	-	-	-	0	0	0	-	-	-	0	0	0
27 Whooping cough (056)	1	-	1	3.5	0	8.0	-	-	-	0	0	0
28 Meningococcal infections (057)	-	-	-	0	0	0	-	-	-	0	0	0
29 Acute poliomyelitis (080)	-	-	-	0	0	0	-	-	-	0	0	0
30 Acute infectious encephalitis (082)	-	-	-	0	0	0	-	-	-	0	0	0
31 Smallpox (084)	-	-	-	0	0	0	-	-	-	0	0	0
32 Measles (085)	-	-	-	0	0	0	-	-	-	0	0	0
33 Typhus and other rickettsial diseases (100-103, 105-108)	-	-	-	0	0	0	-	-	-	0	0	0
34 Rocky Mountain spotted fever (104)	-	-	-	0	0	0	-	-	-	0	0	0
35 Malaria (110-117)	-	-	-	0	0	0	-	-	-	0	0	0
36 All other diseases classified as infective and parasitic (030-039, 041-044, 049, 052-054, 059-074, 081, 083, 086-096, 120-138)	-	-	-	0	0	0	-	-	-	0	0	0
37 Malignant neoplasms, including neoplasms of lymphatic and haematopoietic tissues (140-205)	35	21	14	124.1	133.8	112.0	9	8	1	61.6	58.0	125.0
38 Benign and unspecified neoplasms (210-239)	1	-	1	3.5	0	8.0	1	1	-	6.8	7.2	0
39 Diabetes mellitus (260)	4	2	2	14.2	12.7	16.0	2	1	1	13.7	7.2	125.0
40 Pellagra (281)	-	-	-	0	0	0	-	-	-	0	0	0
41 Anemias (290-293)	1	-	1	3.5	0	8.0	-	-	-	0	0	0
42 Vascular lesions affecting central nervous system (330-334)	55	28	27	195.0	178.3	216.0	11	9	2	75.3	65.2	250.0
43 Nonmeningococcal meningitis (340)	-	-	-	0	0	0	-	-	-	0	0	0
44 Rheumatic fever (400-402)	1	-	-	3.5	6.4	0	-	-	-	0	0	0
45 Heart diseases (410-443)	78	42	36	276.6	267.5	288.0	15	15	-	102.7	108.7	0
46 Hypertension without mention of heart (444-447)	7	-	7	24.8	0	56.0	3	1	2	20.5	7.2	250.0
47 Influenza and pneumonia (480-483, 490-493)	7	6	1	24.8	38.2	8.0	2	2	-	13.7	14.5	0
48 Bronchitis (500-502)	1	-	1	3.5	0	8.0	-	-	-	0	0	0
49 Ulcer of stomach and duodenum (540-541)	1	-	1	3.5	0	8.0	2	2	-	13.7	14.5	0
50 Appendicitis (550-553)	-	-	-	0	0	0	-	-	-	0	0	0
51 Intestinal obstruction and hernia (560, 561, 570)	2	1	1	7.1	6.4	8.0	-	-	-	0	0	0
52 Gastritis, duodenitis, enteritis and colitis (except diarrhea of the newborn) (543, 571, 572)	-	-	-	0	0	0	-	-	-	0	0	0
53 Cirrhosis of liver (581)	1	-	-	3.5	6.4	0	1	1	-	6.8	7.2	0
54 Nephritis and nephrosis (590-594)	3	1	2	10.6	6.4	16.0	1	1	1	6.8	0	125.0
55 Hyperplasia of prostate (610)	2	-	2	7.1	0	16.0	-	-	-	0	0	0
56 Complications of pregnancy, childbirth and the puerperium (640-652, 670-689)	-	-	-	0	0	0	-	-	-	0	0	0
57 Congenital malformations (750-759)	5	3	2	17.7	19.1	16.0	5	3	2	34.2	21.7	250.0
58 Birth injuries, postnatal asphyxia and atelectasis (760-762)	10	5	5	35.5	31.8	40.0	2	2	-	13.7	14.5	0
59 Infection of the newborn (763-768)	4	2	2	14.2	12.7	16.0	1	1	-	6.8	7.2	0
60 Other diseases peculiar to early infancy, and immaturity unqualified (769-776)	-	-	-	0	0	0	-	-	-	0	0	0
61 Senility, without mention of psychosis (794)	6	5	1	21.3	31.8	8.0	4	3	1	27.4	21.7	125.0
62 Ill-defined and unknown causes (780-793, 795)	1	-	-	3.5	6.4	0	-	-	-	0	0	0
63 Motor vehicle accidents (E810-E835)	8	7	1	28.4	44.6	8.0	3	3	2	34.2	21.7	250.0
64 All other accidents (E800-E802, E840-E962)	3	3	-	10.6	19.1	0	2	2	-	13.7	14.5	0
65 Suicide (E963, E970, E979)	3	-	-	10.6	0	24.0	-	-	-	0	0	0
66 Homicide (E964, E980-E985)	3	-	-	10.6	0	24.0	-	-	-	0	0	0
67 All other diseases (residual)	16	8	8	56.7	51.0	64.0	3	2	1	20.5	14.5	125.0

TABLE XIV-B VITAL STATISTICS, BY CITY, BY RACE, GEORGIA, 1958
POPULATION 10,000-74,999

ITEM	Waycross												
	Number			Rate or Ratio *			Number			Rate or Ratio *			
	Total	White	Non-White	Total	White	Non-White	Total	White	Non-White	Total	White	Non-White	
1 Estimated population	22,700	14,700	8,000										1
LIVE BIRTHS													
2 Total	555	342	213	24.4	23.3	26.6							2
3 Delivered in hospital	437	332	105	78.7%	97.1%	49.3%							3
4 Delivered in home by physician	66	10	56	11.9%	2.9%	26.3%							4
5 Delivered in home by midwife	50	-	50	9.0%	0%	23.5%							5
6 Other deliveries	2	-	2	0.4%	0%	0.9%							6
7 Immature births	41	26	15	73.9	76.0	70.4							7
8 Live births to un-wed mothers	46	2	44	82.9	5.8	206.6							8
FETAL DEATHS													
9 Total	54	38	16	97.3	111.1	75.1							9
10 Under 20 weeks gestation	40	29	11	72.1	84.8	51.6							10
11 20-27 weeks gestation	5	2	3	9.0	5.8	14.1							11
12 28 weeks and more	8	6	2	14.4	17.5	9.4							12
13 Unknown length of gestation	1	1	-	1.8	2.9	0							13
DEATHS													
14 Total, all ages	214	119	95	942.7	809.5	1187.5							14
15 Under 1 year	15	11	4	27.0	32.2	18.8							15
16 Under 28 days	10	9	1	18.0	26.3	4.7							16
17 Deaths from immaturity	-	-	-	0	0	0							17
18 1-4 years **	4	3	1	-	-	-							18
19 Maternal deaths	1	-	1	18.0	0	46.9							19
CAUSE OF DEATH													
20 Tuberculosis, all forms (001-019)	3	1	2	13.2	6.8	25.0							20
21 Syphilis and its sequelae (020-029)	-	-	-	0	0	0							21
22 Typhoid fever (040)	-	-	-	0	0	0							22
23 Dysentery, all forms (045-048)	-	-	-	0	0	0							23
24 Scarlet fever (050)	-	-	-	0	0	0							24
25 Streptococcal sore throat (051)	-	-	-	0	0	0							25
26 Diphtheria (055)	-	-	-	0	0	0							26
27 Whooping cough (056)	-	-	-	0	0	0							27
28 Meningococcal infections (057)	-	-	-	0	0	0							28
29 Acute poliomyelitis (080)	-	-	-	0	0	0							29
30 Acute infectious encephalitis (082)	-	-	-	0	0	0							30
31 Smallpox (084)	-	-	-	0	0	0							31
32 Measles (085)	1	-	1	4.4	0	12.5							32
33 Typhus and other rickettsial diseases (100-103, 105-108)	-	-	-	0	0	0							33
34 Rocky Mountain spotted fever (104)	-	-	-	0	0	0							34
35 Malaria (110-117)	-	-	-	0	0	0							35
36 All other diseases classified as infective and parasitic (030-039, 041-044, 049, 052-054, 059-074, 081, 083, 086-096, 120-138)	3	1	2	13.2	6.8	25.0							36
37 Malignant neoplasms, including neoplasms of lymphatic and haematopoietic tissues (140-205)	23	14	9	101.3	95.2	112.5							37
38 Benign and unspecified neoplasms (210-239)	-	-	-	0	0	0							38
39 Diabetes mellitus (260)	3	2	1	13.2	13.6	12.5							39
40 Pellagra (281)	-	-	-	0	0	0							40
41 Anemias (290-293)	-	-	-	0	0	0							41
42 Vascular lesions affecting central nervous system (330-334)	34	10	24	149.8	68.0	300.0							42
43 Nonmeningococcal meningitis (340)	-	-	-	0	0	0							43
44 Rheumatic fever (400-402)	-	-	-	0	0	0							44
45 Heart diseases (410-443)	78	51	27	343.6	346.9	337.5							45
46 Hypertension without mention of heart (444-447)	3	3	-	13.2	0	37.5							46
47 Influenza and pneumonia (480-483, 490-493)	4	1	3	17.6	6.8	37.5							47
48 Bronchitis (500-502)	-	-	-	0	0	0							48
49 Ulcer of stomach and duodenum (540-541)	1	-	1	4.4	0	12.5							49
50 Appendicitis (550-553)	-	-	-	0	0	0							50
51 Intestinal obstruction and hernia (560, 561, 570)	2	1	1	8.8	6.8	12.5							51
52 Gastritis, duodenitis, enteritis and colitis (except diarrhea of the newborn) (543, 571, 572)	2	1	1	4.4	6.8	0							52
53 Cirrhosis of liver (581)	2	1	1	8.8	6.8	12.5							53
54 Nephritis and nephrosis (590-594)	11	4	7	48.5	27.2	87.5							54
55 Hyperplasia of prostate (610)	1	1	-	4.4	6.8	0							55
56 Complications of pregnancy, childbirth and the puerperium (640-652, 670-689)	1	-	1	4.4	0	12.5							56
57 Congenital malformations (750-759)	4	3	1	17.6	20.4	12.5							57
58 Birth injuries, perinatal asphyxia and atelectasis (760-762)	6	6	-	26.4	40.8	0							58
59 Infection of the newborn (763-768)	1	1	-	4.4	6.8	0							59
60 Other diseases peculiar to early infancy, and immaturity unqualified (769-776)	-	-	-	0	0	0							60
61 Senility, without mention of psychosis (794)	-	-	-	0	0	0							61
62 Ill-defined and unknown causes (780-793, 795)	2	2	-	8.8	13.6	0							62
63 Motor vehicle accidents (E810-E835)	3	2	1	13.2	13.6	12.5							63
64 All other accidents (E800-E802, E840-E962)	6	4	2	26.4	27.2	25.0							64
65 Suicide (E963, E970, E979)	1	1	-	4.4	6.8	0							65
66 Homicide (E964, E980-E985)	2	-	2	8.8	0	25.0							66
67 All other diseases (residual)	18	12	6	79.3	81.6	75.0							67

TABLE XIV-C VITAL STATISTICS, BY CITY, BY RACE, GEORGIA, 1958
POPULATION 2,500-9,999

ITEM	Adel						Alma						
	Number			Rate or Ratio *			Number			Rate or Ratio *			
	Total	White	Non-White	Total	White	Non-White	Total	White	Non-White	Total	White	Non-White	
1 Estimated population	3,300	2,000	1,300				3,200	2,800	400				1
LIVE BIRTHS													
2 Total	109	56	53	33.0	28.0	40.8	70	52	18	21.9	18.6	45.0	2
3 Delivered in hospital	94	56	38	86.2%	100.0%	71.7%	60	51	9	85.7%	98.1%	50.0%	3
4 Delivered in home by physician	-	-	-	0%	0%	0%	-	-	-	0%	0%	0%	4
5 Delivered in home by midwife	14	-	14	12.8%	0%	26.4%	10	1	9	14.3%	1.9%	50.0%	5
6 Other deliveries	1	-	1	0.9%	0%	1.9%	-	-	-	0%	0%	0%	6
7 Immature births	14	4	10	12.8	71.4	188.7	10	4	6	142.9	76.9	333.3	7
8 Live births to un-wed mothers	17	-	17	156.0	0	320.8	5	1	4	71.4	19.2	222.2	8
FETAL DEATHS													
9 Total	3	2	1	27.5	35.7	18.9	1	-	1	14.3	0	55.6	9
10 Under 20 weeks gestation	1	1	-	9.2	17.9	0	1	-	1	14.3	0	55.6	10
11 20-27 weeks gestation	1	-	1	9.2	0	18.9	-	-	-	0	0	0	11
12 28 weeks and more	1	1	-	9.2	17.9	0	-	-	-	0	0	0	12
13 Unknown length of gestation	-	-	-	0	0	0	-	-	-	0	0	0	13
DEATHS													
14 Total, all ages	38	24	14	1151.5	1200.0	1076.9	37	30	7	1156.3	1071.4	1750.0	14
15 Under 1 year	6	3	3	55.0	53.6	56.6	1	1	-	14.3	19.2	0	15
16 Under 28 days	5	3	2	45.9	53.6	37.7	-	-	-	0	0	0	16
17 Deaths from immaturity	2	-	2	18.3	0	37.7	-	-	-	0	0	0	17
18 1-4 years **	-	-	-	0	0	0	-	-	-	0	0	0	18
19 Maternal deaths	-	-	-	0	0	0	-	-	-	0	0	0	19
CAUSE OF DEATH													
20 Tuberculosis, all forms (001-019)	-	-	-	0	0	0	-	-	-	0	0	0	20
21 Syphilis and its sequelae (020-029)	-	-	-	0	0	0	-	-	-	0	0	0	21
22 Typhoid fever (040)	-	-	-	0	0	0	-	-	-	0	0	0	22
23 Dysentery, all forms (045-048)	-	-	-	0	0	0	-	-	-	0	0	0	23
24 Scarlet fever (050)	-	-	-	0	0	0	-	-	-	0	0	0	24
25 Streptococcal sore throat (051)	-	-	-	0	0	0	-	-	-	0	0	0	25
26 Diphtheria (055)	-	-	-	0	0	0	-	-	-	0	0	0	26
27 Whooping cough (056)	-	-	-	0	0	0	-	-	-	0	0	0	27
28 Meningococcal infections (057)	-	-	-	0	0	0	-	-	-	0	0	0	28
29 Acute poliomyelitis (080)	-	-	-	0	0	0	-	-	-	0	0	0	29
30 Acute infectious encephalitis (082)	-	-	-	0	0	0	-	-	-	0	0	0	30
31 Smallpox (084)	-	-	-	0	0	0	-	-	-	0	0	0	31
32 Measles (085)	-	-	-	0	0	0	-	-	-	0	0	0	32
33 Typhus and other rickettsial diseases (100-103, 105-108)	-	-	-	0	0	0	-	-	-	0	0	0	33
34 Rocky Mountain spotted fever (104)	-	-	-	0	0	0	-	-	-	0	0	0	34
35 Malaria (110-117)	-	-	-	0	0	0	-	-	-	0	0	0	35
36 All other diseases classified as infective and parasitic (030-039, 041-044, 049, 052-054, 059-074, 081, 083, 086-096, 120-138)	-	-	-	0	0	0	-	-	-	0	0	0	36
37 Malignant neoplasms, including neoplasms of lymphatic and haematopoietic tissues (140-205)	4	4	-	121.2	200.0	0	3	2	1	93.8	71.4	250.0	37
38 Benign and unspecified neoplasms (210-239)	-	-	-	0	0	0	-	-	-	0	0	0	38
39 Diabetes mellitus (260)	1	-	1	30.3	0	76.9	-	-	-	0	0	0	39
40 Pellagra (281)	-	-	-	0	0	0	-	-	-	0	0	0	40
41 Anemias (290-293)	-	-	-	0	0	0	-	-	-	0	0	0	41
42 Vascular lesions affecting central nervous system (330-334)	5	2	3	151.5	100.0	230.8	5	5	-	156.3	178.6	0	42
43 Nonmeningococcal meningitis (340)	-	-	-	0	0	0	-	-	-	0	0	0	43
44 Rheumatic fever (400-402)	-	-	-	0	0	0	-	-	-	0	0	0	44
45 Heart diseases (410-443)	7	5	2	212.1	250.0	153.8	17	13	4	531.3	464.3	1000.0	45
46 Hypertension without mention of heart (444-447)	1	1	-	30.3	50.0	0	1	1	-	31.3	35.7	0	46
47 Influenza and pneumonia (480-483, 490-493)	4	4	-	121.2	200.0	0	3	2	1	93.8	71.4	250.0	47
48 Bronchitis (500-502)	-	-	-	0	0	0	-	-	-	0	0	0	48
49 Ulcer of stomach and duodenum (540-541)	-	-	-	0	0	0	-	-	-	0	0	0	49
50 Appendicitis (550-553)	-	-	-	0	0	0	-	-	-	0	0	0	50
51 Intestinal obstruction and hernia (560, 561, 570)	-	-	-	0	0	0	1	1	-	31.3	35.7	0	51
52 Gastritis, duodenitis, enteritis and colitis (except diarrhea of the newborn) (543, 571, 572)	1	-	1	30.3	0	76.9	-	-	-	0	0	0	52
53 Cirrhosis of liver (581)	-	-	-	0	0	0	-	-	-	0	0	0	53
54 Nephritis and nephrosis (590-594)	1	-	1	30.3	0	76.9	1	1	-	31.3	35.7	0	54
55 Hyperplasia of prostate (610)	-	-	-	0	0	0	-	-	-	0	0	0	55
56 Complications of pregnancy, childbirth and the puerperium (640-652, 670-689)	-	-	-	0	0	0	-	-	-	0	0	0	56
57 Congenital malformations (750-759)	-	-	-	0	0	0	1	1	-	31.3	35.7	0	57
58 Birth injuries, postnatal asphyxia and atelectasis (760-762)	2	2	-	60.6	100.0	0	-	-	-	0	0	0	58
59 Infection of the newborn (763-768)	-	-	-	0	0	0	-	-	-	0	0	0	59
60 Other diseases peculiar to early infancy, and immaturity unqualified (769-776)	3	1	2	90.9	50.0	153.8	-	-	-	0	0	0	60
61 Senility, without mention of psychosis (794)	-	-	-	0	0	0	-	-	-	0	0	0	61
62 Ill-defined and unknown causes (780-793, 795)	-	-	-	0	0	0	-	-	-	0	0	0	62
63 Motor vehicle accidents (E810-E835)	1	1	-	30.3	50.0	0	-	-	-	0	0	0	63
64 All other accidents (E800-E802, E840-E962)	3	1	2	90.9	50.0	153.8	-	-	-	0	0	0	64
65 Suicide (E963, E970, E979)	-	-	-	0	0	0	-	-	-	0	0	0	65
66 Homicide (E964, E980-E985)	1	-	1	30.3	0	76.9	1	-	1	31.3	0	250.0	66
67 All other diseases (residual)	4	3	1	121.2	150.0	76.9	4	4	-	125.0	142.9	0	67

TABLE XIV-C VITAL STATISTICS, BY CITY, BY RACE, GEORGIA, 1958
POPULATION 2,500 - 9,999

ITEM	Ashburn						Bainbridge						
	Number			Rate or Ratio *			Number			Rate or Ratio *			
	Total	White	Non-White	Total	White	Non-White	Total	White	Non-White	Total	White	Non-White	
1 Estimated population	3,500	2,100	1,400				8,700	5,400	3,300				1
LIVE BIRTHS													
2 Total	91	43	48	26.0	20.5	34.3	294	171	123	33.8	31.7	37.3	2
3 Delivered in hospital	69	43	26	75.8%	100.0%	54.2%	241	169	72	82.0%	98.8%	58.5%	3
4 Delivered in home by physician	4	-	4	4.4%	0%	8.3%	2	1	1	0.7%	0.6%	0.8%	4
5 Delivered in home by midwife	18	-	18	19.8%	0%	37.5%	51	1	50	17.3%	0.6%	40.7%	5
6 Other deliveries	-	-	-	0%	0%	0%	-	-	-	0%	0%	0%	6
7 Immature births	12	4	8	131.9	93.0	166.7	27	8	19	91.8	46.8	154.5	7
8 Live births to un-wed mothers	15	-	15	164.8	0	312.5	40	3	37	136.1	17.5	300.8	8
FETAL DEATHS													
9 Total	2	-	2	22.0	0	41.7	9	1	8	30.6	5.8	65.0	9
10 Under 20 weeks gestation	-	-	-	0	0	0	1	-	1	3.4	0	8.1	10
11 20-27 weeks gestation	-	-	-	0	0	0	1	-	1	3.4	0	8.1	11
12 28 weeks and more	1	-	1	11.0	0	20.8	6	1	5	20.4	5.8	40.7	12
13 Unknown length of gestation	1	-	1	11.0	0	20.8	1	-	1	3.4	0	8.1	13
DEATHS													
14 Total, all ages	44	27	17	1257.1	1285.7	1214.3	115	59	56	1321.8	1092.6	1697.0	14
15 Under 1 year	1	1	-	11.0	23.3	0	7	3	4	23.8	17.5	32.5	15
16 Under 28 days	-	-	-	0	0	0	4	3	1	13.6	17.5	8.1	16
17 Deaths from immaturity	-	-	-	0	0	0	2	2	-	6.8	11.7	0	17
18 1-4 years **	3	1	2	-	-	-	1	1	-	-	-	-	18
19 Maternal deaths	-	-	-	0	0	0	-	-	-	0	0	0	19
CAUSE OF DEATH													
20 Tuberculosis, all forms (001-019)	1	1	-	28.6	47.6	0	-	-	-	0	0	0	20
21 Syphilis and its sequelae (020-029)	-	-	-	0	0	0	-	-	-	0	0	0	21
22 Typhoid fever (040)	-	-	-	0	0	0	-	-	-	0	0	0	22
23 Dysentery, all forms (045-048)	-	-	-	0	0	0	-	-	-	0	0	0	23
24 Scarlet fever (050)	-	-	-	0	0	0	-	-	-	0	0	0	24
25 Streptococcal sore throat (051)	-	-	-	0	0	0	-	-	-	0	0	0	25
26 Diphtheria (055)	-	-	-	0	0	0	-	-	-	0	0	0	26
27 Whooping cough (056)	-	-	-	0	0	0	-	-	-	0	0	0	27
28 Meningococcal infections (057)	-	-	-	0	0	0	-	-	-	0	0	0	28
29 Acute poliomyelitis (080)	-	-	-	0	0	0	-	-	-	0	0	0	29
30 Acute infectious encephalitis (082)	-	-	-	0	0	0	-	-	-	0	0	0	30
31 Smallpox (084)	-	-	-	0	0	0	-	-	-	0	0	0	31
32 Measles (085)	-	-	-	0	0	0	-	-	-	0	0	0	32
33 Typhus and other tickfever diseases (100-103, 105-108)	-	-	-	0	0	0	-	-	-	0	0	0	33
34 Rocky Mountain spotted fever (104)	-	-	-	0	0	0	-	-	-	0	0	0	34
35 Malaria (110-117)	-	-	-	0	0	0	-	-	-	0	0	0	35
36 All other diseases classified as infective and parasitic (030-039, 041-044, 049, 052-054, 059-074, 081, 083, 086-096, 120-138)	1	1	-	28.6	47.6	0	-	-	-	0	0	0	36
37 Malignant neoplasms, including neoplasms of lymphatic and haematopoietic tissues (140-205)	9	8	1	257.1	381.0	71.4	16	5	11	183.7	92.6	333.3	37
38 Benign and unspecified neoplasms (210-239)	-	-	-	0	0	0	1	1	-	11.5	18.5	0	38
39 Diabetes mellitus (260)	-	-	-	0	0	0	-	-	-	0	0	0	39
40 Pellagra (281)	-	-	-	0	0	0	-	-	-	0	0	0	40
41 Anemias (290-293)	-	-	-	0	0	0	-	-	-	0	0	0	41
42 Vascular lesions affecting central nervous system (330-334)	8	3	5	228.6	142.9	357.1	26	14	12	298.9	259.3	363.6	42
43 Nonmeningococcal meningitis (340)	-	-	-	0	0	0	2	-	2	23.0	0	60.6	43
44 Rheumatic fever (400-402)	-	-	-	0	0	0	-	-	-	0	0	0	44
45 Heart diseases (410-443)	10	8	2	285.7	381.0	142.9	40	24	16	459.8	444.4	484.8	45
46 Hypertension without mention of heart (444-447)	-	-	-	0	0	0	-	-	-	0	0	0	46
47 Influenza and pneumonia (480-483, 490-493)	2	1	1	57.1	47.6	71.4	7	2	5	80.5	37.0	151.5	47
48 Bronchitis (500-502)	-	-	-	0	0	0	-	-	-	0	0	0	48
49 Ulcer of stomach and duodenum (540-541)	-	-	-	0	0	0	-	-	-	0	0	0	49
50 Appendicitis (550-553)	1	1	-	28.6	47.6	0	-	-	-	0	0	0	50
51 Intestinal obstruction and hernia (560, 561, 570)	1	-	1	28.6	0	71.4	-	-	-	0	0	0	51
52 Gastritis, duodenitis, enteritis and colitis (except diarrhea of the newborn) (543, 571, 572)	-	-	-	0	0	0	-	-	-	0	0	0	52
53 Cirrhosis of liver (581)	1	1	-	28.6	47.6	0	1	1	-	11.5	18.5	0	53
54 Nephritis and nephrosis (590-594)	-	-	-	0	0	0	1	1	-	11.5	18.5	0	54
55 Hyperplasia of prostate (610)	-	-	-	0	0	0	-	-	-	0	0	0	55
56 Complications of pregnancy, childbirth and the puerperium (640-652, 670-689)	-	-	-	0	0	0	-	-	-	0	0	0	56
57 Congenital malformations (750-759)	1	1	-	28.6	47.6	0	-	-	-	0	0	0	57
58 Birth injuries, postnatal asphyxia and atelectasis (760-762)	-	-	-	0	0	0	-	-	-	0	0	0	58
59 Infection of the newborn (763-768)	-	-	-	0	0	0	-	-	-	0	0	0	59
60 Other diseases peculiar to early infancy, and immaturity unqualified (769-776)	-	-	-	0	0	0	3	3	-	34.5	55.6	0	60
61 Senility, without mention of psychosis (794)	-	-	-	0	0	0	1	1	-	11.5	18.5	0	61
62 Ill-defined and unknown causes (780-793, 795)	-	-	-	0	0	0	2	-	2	23.0	0	60.6	62
63 Motor vehicle accidents (E810-E835)	1	1	-	28.6	47.6	0	2	-	2	23.0	0	60.6	63
64 All other accidents (E800-E802, E840-E962)	3	-	3	85.7	0	214.3	6	3	3	69.0	55.6	90.9	64
65 Suicide (E963, E970, E979)	-	-	-	0	0	0	-	-	-	0	0	0	65
66 Homicide (E964, E980-E985)	2	1	1	57.1	47.6	71.4	-	-	-	0	0	0	66
67 All other diseases (residual)	3	-	3	85.7	0	214.3	7	4	3	80.5	74.1	90.9	67

TABLE XIV-C VITAL STATISTICS, BY CITY, BY RACE, GEORGIA, 1958
POPULATION 2,500 - 9,999

ITEM	Barnesville						Baxley						
	Number			Rate or Ratio *			Number			Rate or Ratio *			
	Total	White	Non-White	Total	White	Non-White	Total	White	Non-White	Total	White	Non-White	
1 Estimated population	4,700	2,900	1,800				3,800	2,800	1,000				1
LIVE BIRTHS													
2 Total	100	50	50	21.3	17.2	27.8	95	48	47	25.0	17.1	47.0	2
3 Delivered in hospital	95	50	45	95.0%	100.0%	90.0%	61	47	14	64.2%	97.9%	29.8%	3
4 Delivered in home by physician	2	-	2	2.0%	0%	4.0%	8	-	8	8.4%	0%	17.0%	4
5 Delivered in home by midwife	3	-	3	3.0%	0%	6.0%	26	1	25	27.4%	2.1%	53.2%	5
6 Other deliveries	-	-	-	0%	0%	0%	-	-	-	0%	0%	0%	6
7 Immature births	10	3	7	100.0	60.0	140.0	10	5	5	105.3	104.2	106.4	7
8 Live births to un-wed mothers	13	1	12	130.0	20.0	240.0	11	3	8	115.8	62.5	170.2	8
FETAL DEATHS													
9 Total	1	-	1	10.0	0	20.0	2	-	2	21.1	0	42.6	9
10 Under 20 weeks gestation	-	-	-	0	0	0	-	-	-	0	0	0	10
11 20-27 weeks gestation	1	-	1	10.0	0	20.0	-	-	-	0	0	0	11
12 28 weeks and more	-	-	-	0	0	0	2	-	2	21.1	0	42.6	12
13 Unknown length of gestation	-	-	-	0	0	0	-	-	-	0	0	0	13
DEATHS													
14 Total, all ages	45	27	18	957.4	931.0	1000.0	40	24	16	1052.6	857.1	1600.0	14
15 Under 1 year	2	1	1	20.0	20.0	20.0	-	-	-	0	0	0	15
16 Under 28 days	1	1	-	10.0	20.0	0	-	-	-	0	0	0	16
17 Deaths from immaturity	1	1	-	10.0	20.0	0	-	-	-	0	0	0	17
18 1-4 years **	-	-	-	-	-	-	1	-	1	-	-	-	18
19 Maternal deaths	-	-	-	0	0	0	2	1	1	210.5	208.3	212.8	19
CAUSE OF DEATH													
20 Tuberculosis, all forms (001-019)	-	-	-	0	0	0	2	-	2	52.6	0	200.0	20
21 Syphilis and its sequelae (020-029)	-	-	-	0	0	0	-	-	-	0	0	0	21
22 Typhoid fever (040)	-	-	-	0	0	0	-	-	-	0	0	0	22
23 Dysentery, all forms (045-048)	-	-	-	0	0	0	-	-	-	0	0	0	23
24 Scarlet fever (050)	-	-	-	0	0	0	-	-	-	0	0	0	24
25 Streptococcal sore throat (051)	-	-	-	0	0	0	-	-	-	0	0	0	25
26 Diphtheria (055)	-	-	-	0	0	0	-	-	-	0	0	0	26
27 Whooping cough (056)	-	-	-	0	0	0	-	-	-	0	0	0	27
28 Meningococcal infections (057)	-	-	-	0	0	0	-	-	-	0	0	0	28
29 Acute poliomyelitis (080)	-	-	-	0	0	0	-	-	-	0	0	0	29
30 Acute infectious encephalitis (082)	1	1	-	21.3	34.5	0	-	-	-	0	0	0	30
31 Smallpox (084)	-	-	-	0	0	0	-	-	-	0	0	0	31
32 Measles (085)	-	-	-	0	0	0	-	-	-	0	0	0	32
33 Typhus and other rickettsial diseases (100-103, 105-108)	-	-	-	0	0	0	-	-	-	0	0	0	33
34 Rocky Mountain spotted fever (104)	-	-	-	0	0	0	-	-	-	0	0	0	34
35 Malaria (110-117)	-	-	-	0	0	0	-	-	-	0	0	0	35
36 All other diseases classified as infective and parasitic (030-039, 041-044, 049, 052-054, 059-074, 081, 083, 086-096, 120-138)	-	-	-	0	0	0	-	-	-	0	0	0	36
37 Malignant neoplasms, including neoplasms of lymphatic and haematopoietic tissues (140-205)	6	3	3	127.7	103.4	166.7	4	3	1	105.3	107.1	100.0	37
38 Benign and unspecified neoplasms (210-239)	1	-	1	21.3	0	55.6	1	1	-	26.3	35.7	0	38
39 Diabetes mellitus (260)	-	-	-	0	0	0	-	-	-	0	0	0	39
40 Pellagra (281)	-	-	-	0	0	0	-	-	-	0	0	0	40
41 Anemias (290-293)	1	-	1	21.3	0	55.6	-	-	-	0	0	0	41
42 Vascular lesions affecting central nervous system (330-334)	11	7	4	234.0	241.4	222.2	6	4	2	157.9	142.7	200.0	42
43 Nonmeningococcal meningitis (340)	1	-	1	21.3	0	55.6	-	-	-	0	0	0	43
44 Rheumatic fever (400-402)	-	-	-	0	0	0	-	-	-	0	0	0	44
45 Heart diseases (410-443)	11	7	4	234.0	241.4	222.2	17	11	6	447.4	392.9	600.0	45
46 Hypertension without mention of heart (444-447)	-	-	-	0	0	0	-	-	-	0	0	0	46
47 Influenza and pneumonia (480-483, 490-493)	2	1	1	42.6	34.5	55.6	1	-	1	26.3	0	100.0	47
48 Bronchitis (500-502)	1	1	-	21.3	34.5	0	-	-	-	0	0	0	48
49 Ulcer of stomach and duodenum (540-541)	2	1	1	42.6	34.5	55.6	-	-	-	0	0	0	49
50 Appendicitis (550-553)	-	-	-	0	0	0	-	-	-	0	0	0	50
51 Intestinal obstruction and hernia (560, 561, 570)	-	-	-	0	0	0	-	-	-	0	0	0	51
52 Gastritis, duodenitis, enteritis and colitis (except diarrhea of the newborn) (543, 571, 572)	-	-	-	0	0	0	-	-	-	0	0	0	52
53 Cirrhosis of liver (581)	1	1	-	21.3	34.5	0	-	-	-	0	0	0	53
54 Nephritis and nephrosis (590-594)	-	-	-	0	0	0	1	1	-	26.3	35.7	0	54
55 Hyperplasia of prostate (610)	-	-	-	0	0	0	-	-	-	0	0	0	55
56 Complications of pregnancy, childbirth and the puerperium (640-652, 670-689)	-	-	-	0	0	0	2	1	1	52.6	35.7	100.0	56
57 Congenital malformations (750-759)	-	-	-	0	0	0	-	-	-	0	0	0	57
58 Birth injuries, postnatal asphyxia and ostelethosis (760-762)	-	-	-	0	0	0	-	-	-	0	0	0	58
59 Infection of the newborn (763-768)	-	-	-	0	0	0	-	-	-	0	0	0	59
60 Other diseases peculiar to early infancy, and immaturity unqualified (769-776)	1	1	-	21.3	34.5	0	-	-	-	0	0	0	60
61 Senility, without mention of psychosis (794)	-	-	-	0	0	0	-	-	-	0	0	0	61
62 Ill-defined and unknown causes (780-793, 795)	-	-	-	0	0	0	-	-	-	0	0	0	62
63 Motor vehicle accidents (E810-E835)	-	-	-	0	0	0	-	-	-	0	0	0	63
64 All other accidents (E800-E802, E840-E962)	3	3	-	63.8	103.4	0	1	-	1	26.3	0	100.0	64
65 Suicide (E963, E970, E979)	-	-	-	0	0	0	-	-	-	0	0	0	65
66 Homicide (E964, E980-E985)	-	-	-	0	0	0	1	1	-	26.3	35.7	0	66
67 All other diseases (residual)	3	1	2	63.8	34.5	111.1	4	2	2	105.3	71.4	200.0	67

TABLE XIV-C VITAL STATISTICS, BY CITY, BY RACE, GEORGIA, 1958
POPULATION 2,500-9,999

ITEM	Blakely						Buford						
	Number			Rate or Ratio **			Number			Rate or Ratio **			
	Total	White	Non-White	Total	White	Non-White	Total	White	Non-White	Total	White	Non-White	
1 Estimated population	3,600	2,500	1,100				3,700	2,900	800				1
LIVE BIRTHS													
2 Total	60	28	32	16.7	11.2	29.1	85	56	29	23.0	19.3	36.3	2
3 Delivered in hospital	30	24	6	50.0%	85.7%	18.8%	85	56	29	100.0%	100.0%	100.0%	3
4 Delivered in home by physician	3	2	1	5.0%	7.1%	3.1%	-	-	-	0%	0%	0%	4
5 Delivered in home by midwife	27	2	25	45.0%	7.1%	78.1%	-	-	-	0%	0%	0%	5
6 Other deliveries	-	-	-	0%	0%	0%	-	-	-	0%	0%	0%	6
7 Immature births	7	2	5	11.7	7.1	15.6	6	3	3	70.6	53.6	103.4	7
8 Live births to un-wed mothers	6	-	6	100.0	0	187.5	9	-	9	105.9	0	310.3	8
FETAL DEATHS													
9 Total	2	-	2	33.3	0	62.5	1	-	1	11.8	0	34.5	9
10 Under 20 weeks gestation	1	-	1	16.7	0	31.3	1	-	1	11.8	0	34.5	10
11 20-27 weeks gestation	-	-	-	0	0	0	-	-	-	0	0	0	11
12 28 weeks and more	1	-	1	16.7	0	31.3	-	-	-	0	0	0	12
13 Unknown length of gestation	-	-	-	0	0	0	-	-	-	0	0	0	13
DEATHS													
14 Total, all ages	48	27	21	133.3	108.0	190.9	39	31	8	105.4	106.9	1000.0	14
15 Under 1 year	2	1	1	33.3	35.7	31.3	4	3	1	47.1	53.6	34.5	15
16 Under 28 days	1	1	-	16.7	35.7	0	3	2	1	35.3	35.7	34.5	16
17 Deaths from immaturity	-	-	-	0	0	0	-	-	-	0	0	0	17
18 1-4 years **	1	1	-	-	-	-	-	-	-	-	-	-	18
19 Maternal deaths	-	-	-	0	0	0	-	-	-	0	0	0	19
CAUSE OF DEATH													
20 Tuberculosis, all forms (001-019)	1	-	1	27.8	0	90.9	-	-	-	0	0	0	20
21 Syphilis and its sequelae (020-029)	1	-	1	27.8	0	90.9	-	-	-	0	0	0	21
22 Typhoid fever (040)	-	-	-	0	0	0	-	-	-	0	0	0	22
23 Dysentery, all forms (045-048)	-	-	-	0	0	0	-	-	-	0	0	0	23
24 Scarlet fever (050)	-	-	-	0	0	0	-	-	-	0	0	0	24
25 Streptococcal sore throat (051)	-	-	-	0	0	0	-	-	-	0	0	0	25
26 Diphtheria (055)	-	-	-	0	0	0	-	-	-	0	0	0	26
27 Whooping cough (056)	-	-	-	0	0	0	-	-	-	0	0	0	27
28 Meningococcal infections (057)	-	-	-	0	0	0	-	-	-	0	0	0	28
29 Acute poliomyelitis (080)	-	-	-	0	0	0	-	-	-	0	0	0	29
30 Acute infectious encephalitis (082)	-	-	-	0	0	0	-	-	-	0	0	0	30
31 Smallpox (084)	-	-	-	0	0	0	-	-	-	0	0	0	31
32 Measles (085)	-	-	-	0	0	0	-	-	-	0	0	0	32
33 Typhus and other rickettsial diseases (100-103, 105-108)	-	-	-	0	0	0	-	-	-	0	0	0	33
34 Rocky Mountain spotted fever (104)	-	-	-	0	0	0	-	-	-	0	0	0	34
35 Malaria (110-117)	-	-	-	0	0	0	-	-	-	0	0	0	35
36 All other diseases classified as infective and parasitic (030-039, 041-044, 049, 052-054, 059-074, 081, 083, 086-096, 120-138)	1	-	1	27.8	0	90.9	-	-	-	0	0	0	36
37 Malignant neoplasms, including neoplasms of lymphatic and hematopoietic tissues (140-205)	3	2	1	83.3	80.0	90.9	5	5	1	135.1	172.4	0	37
38 Benign and unspecified neoplasms (210-239)	1	1	-	27.8	40.0	0	-	-	-	0	0	0	38
39 Diabetes mellitus (260)	2	2	-	55.6	0	181.8	-	-	-	0	0	0	39
40 Pellagra (281)	-	-	-	0	0	0	-	-	-	0	0	0	40
41 Anemias (290-293)	1	1	-	27.8	40.0	0	-	-	-	0	0	0	41
42 Vascular lesions affecting central nervous system (330-334)	7	4	3	194.4	160.0	272.7	7	5	2	189.2	172.4	250.0	42
43 Nonmeningococcal meningitis (340)	7	-	-	0	0	0	-	-	-	0	0	0	43
44 Rheumatic fever (400-402)	-	-	-	0	0	0	-	-	-	0	0	0	44
45 Heart diseases (410-443)	22	14	8	611.1	560.0	727.3	11	11	1	297.3	379.0	0	45
46 Hypertension without mention of heart (444-447)	-	-	-	0	0	0	1	-	1	27.0	0	125.0	46
47 Influenza and pneumonia (480-483, 490-493)	2	1	1	55.6	40.0	90.9	1	1	-	27.0	34.5	0	47
48 Bronchitis (500-502)	-	-	-	0	0	0	-	-	-	0	0	0	48
49 Ulcer of stomach and duodenum (540-541)	-	-	-	0	0	0	-	-	-	0	0	0	49
50 Appendicitis (550-553)	-	-	-	0	0	0	-	-	-	0	0	0	50
51 Intestinal obstruction and hernia (560, 561, 570)	-	-	-	0	0	0	2	2	-	54.1	69.0	0	51
52 Gastritis, duodenitis, enteritis and colitis (except diarrhea of the newborn) (543, 571, 572)	1	1	-	27.8	40.0	0	-	-	1	27.0	0	125.0	52
53 Cirrhosis of liver (581)	-	-	-	0	0	0	-	-	-	0	0	0	53
54 Nephritis and nephrosis (590-594)	1	1	-	27.8	0	90.9	-	-	-	0	0	0	54
55 Hyperplasia of prostate (610)	-	-	-	0	0	0	-	-	-	0	0	0	55
56 Complications of pregnancy, childbirth and the puerperium (640-652, 670-689)	-	-	-	0	0	0	-	-	-	0	0	0	56
57 Congenital malformations (750-759)	-	-	-	0	0	0	1	1	-	27.0	34.5	0	57
58 Birth injuries, postnatal asphyxia and olethosis (760-762)	-	-	-	0	0	0	1	1	-	27.0	34.5	0	58
59 Infection of the newborn (763-768)	-	-	-	0	0	0	1	-	1	27.0	0	125.0	59
60 Other diseases peculiar to early infancy, and immaturity unqualified (769-776)	-	-	-	0	0	0	-	-	-	0	0	0	60
61 Senility, without mention of psychosis (794)	-	-	-	0	0	0	-	-	-	0	0	0	61
62 Ill-defined and unknown causes (780-793, 795)	-	-	-	0	0	0	-	-	-	0	0	0	62
63 Motor vehicle accidents (E810-E835)	-	-	-	0	0	0	-	-	-	0	0	0	63
64 All other accidents (E800-E802, E840-E962)	1	-	1	27.8	0	90.9	5	4	1	135.1	137.9	125.0	64
65 Suicide (E963, E970, E979)	-	-	-	0	0	0	2	1	-	54.1	34.5	125.0	65
66 Homicide (E964, E980-E985)	-	-	-	0	0	0	-	-	-	0	0	0	66
67 All other diseases (residual)	4	3	1	111.1	120.0	90.9	1	-	1	27.0	0	125.0	67

TABLE XIV-C VITAL STATISTICS, BY CITY, BY RACE, GEORGIA, 1958
POPULATION 2,500-9,999

ITEM	Cairo						Calhoun						
	Number			Rate or Ratio *			Number			Rate or Ratio *			
	Total	White	Non-White	Total	White	Non-White	Total	White	Non-White	Total	White	Non-White	
1 Estimated population	6,400	3,900	2,500				3,500	2,900	600				1
LIVE BIRTHS													
2 Total	175	94	81	27.3	24.1	32.4	96	80	16	27.4	27.6	26.7	2
3 Delivered in hospital	148	92	56	84.6%	97.9%	69.1%	96	80	16	100.0%	100.0%	100.0%	3
4 Delivered in home by physician	1	1	-	0.6%	1.1%	0%	-	-	-	0%	0%	0%	4
5 Delivered in home by midwife	26	1	25	14.9%	1.1%	30.9%	-	-	-	0%	0%	0%	5
6 Other deliveries	-	-	-	0%	0%	0%	-	-	-	0%	0%	0%	6
7 Immature births	18	3	15	102.9	31.9	185.2	7	4	3	72.9	50.0	187.5	7
8 Live births to un-wed mothers	27	3	24	154.3	31.9	296.3	1	-	1	10.4	0	62.5	8
FETAL DEATHS													
9 Total	7	3	4	40.0	31.9	49.4	1	1	-	10.4	12.5	0	9
10 Under 20 weeks gestation	1	1	-	5.7	10.6	0	-	-	-	0	0	0	10
11 20-27 weeks gestation	-	-	-	0	0	0	-	-	-	0	0	0	11
12 28 weeks and more	4	2	2	22.9	21.3	24.7	-	-	-	0	0	0	12
13 Unknown length of gestation	2	-	2	11.4	0	24.7	1	1	-	10.4	12.5	0	13
DEATHS													
14 Total, all ages	72	37	35	1125.0	948.7	1400.0	60	50	10	1714.3	1724.1	1666.7	14
15 Under 1 year	10	3	7	57.1	31.9	86.4	3	2	1	31.3	25.0	62.5	15
16 Under 28 days	9	3	6	51.4	31.9	74.1	2	2	-	20.8	25.0	0	16
17 Deaths from immaturity	5	2	3	28.6	21.3	37.0	-	-	-	0	0	0	17
18 1-4 years **	3	2	1	-	-	-	1	-	1	-	-	-	18
19 Maternal deaths	-	-	-	0	0	0	-	-	-	0	0	0	19
CAUSE OF DEATH													
20 Tuberculosis, all forms (001-019)	-	-	-	0	0	0	1	1	-	28.6	34.5	0	20
21 Syphilis and its sequelae (020-029)	-	-	-	0	0	0	-	-	-	0	0	0	21
22 Typhoid fever (040)	-	-	-	0	0	0	-	-	-	0	0	0	22
23 Dysentery, all forms (045-048)	-	-	-	0	0	0	-	-	-	0	0	0	23
24 Scarlet fever (050)	-	-	-	0	0	0	-	-	-	0	0	0	24
25 Streptococcal sore throat (051)	-	-	-	0	0	0	-	-	-	0	0	0	25
26 Diphtheria (055)	-	-	-	0	0	0	-	-	-	0	0	0	26
27 Whooping cough (056)	-	-	-	0	0	0	-	-	-	0	0	0	27
28 Meningococcal infections (057)	-	-	-	0	0	0	-	-	-	0	0	0	28
29 Acute poliomyelitis (080)	-	-	-	0	0	0	-	-	-	0	0	0	29
30 Acute infectious encephalitis (082)	-	-	-	0	0	0	-	-	-	0	0	0	30
31 Smallpox (084)	-	-	-	0	0	0	-	-	-	0	0	0	31
32 Measles (085)	-	-	-	0	0	0	-	-	-	0	0	0	32
33 Typhus and other rickettsial diseases (100-103, 105-108)	-	-	-	0	0	0	-	-	-	0	0	0	33
34 Rocky Mountain spotted fever (104)	-	-	-	0	0	0	-	-	-	0	0	0	34
35 Malaria (110-117)	-	-	-	0	0	0	-	-	-	0	0	0	35
36 All other diseases classified as infective and parasitic (030-039, 041-044, 049, 052-054, 059-074, 081, 083, 086-096, 120-138)	1	1	-	15.6	25.6	0	-	-	-	0	0	0	36
37 Malignant neoplasms, including neoplasms of lymphatic and haematopoietic tissues (140-205)	8	3	5	125.0	76.9	200.0	5	3	2	142.9	103.4	333.3	37
38 Benign and unspecified neoplasms (210-239)	-	-	-	0	0	0	-	-	-	0	0	0	38
39 Diabetes mellitus (260)	1	1	-	15.6	25.6	0	-	-	-	0	0	0	39
40 Pellagra (281)	-	-	-	0	0	0	-	-	-	0	0	0	40
41 Anemias (290-293)	2	2	-	31.3	51.3	0	-	-	-	0	0	0	41
42 Vascular lesions affecting central nervous system (330-334)	9	2	7	140.6	51.3	280.0	11	11	-	314.3	379.3	0	42
43 Nonmeningococcal meningitis (340)	-	-	-	0	0	0	-	-	-	0	0	0	43
44 Rheumatic fever (400-402)	-	-	-	0	0	0	-	-	-	0	0	0	44
45 Heart diseases (410-443)	24	14	10	375.0	359.0	400.0	22	20	2	628.6	689.7	333.3	45
46 Hypertension without mention of heart (444-447)	-	-	-	0	0	0	3	3	-	85.7	103.4	0	46
47 Influenza and pneumonia (480-483, 490-493)	4	4	-	62.5	102.6	0	3	1	2	85.7	34.5	333.3	47
48 Bronchitis (500-502)	-	-	-	0	0	0	-	-	-	0	0	0	48
49 Ulcer of stomach and duodenum (540-541)	-	-	-	0	0	0	1	-	1	28.6	0	166.7	49
50 Appendicitis (550-553)	-	-	-	0	0	0	1	1	-	0	0	0	50
51 Intestinal obstruction and hernia (560, 561, 570)	2	1	1	31.3	25.6	40.0	1	1	-	28.6	34.5	0	51
52 Gastritis, duodenitis, enteritis and colitis (except diarrhea of the newborn) (543, 571, 572)	-	-	-	0	0	0	-	-	-	0	0	0	52
53 Cirrhosis of liver (581)	-	-	-	0	0	0	-	-	-	0	0	0	53
54 Nephritis and nephrosis (590-594)	1	-	1	15.6	0	40.0	-	-	-	0	0	0	54
55 Hyperplasia of prostate (610)	1	-	1	15.6	0	40.0	-	-	-	0	0	0	55
56 Complications of pregnancy, childbirth and the puerperium (640-652, 670-689)	-	-	-	0	0	0	-	-	-	0	0	0	56
57 Congenital malformations (750-759)	2	-	2	31.3	0	80.0	-	-	-	0	0	0	57
58 Birth injuries, postnatal asphyxia and asoleletosis (760-762)	-	-	-	0	0	0	2	2	-	57.1	69.0	0	58
59 Infection of the newborn (763-768)	-	-	-	0	0	0	-	-	-	0	0	0	59
60 Other diseases peculiar to early infancy, and immaturity unqualified (769-776)	8	3	5	125.0	76.9	200.0	-	-	-	0	0	0	60
61 Senility, without mention of psychosis (794)	-	-	-	0	0	0	-	-	-	0	0	0	61
62 Ill-defined and unknown causes (780-793, 795)	-	-	-	0	0	0	2	1	1	57.1	34.5	166.7	62
63 Motor vehicle accidents (E810-E835)	1	1	-	15.6	25.6	0	1	1	-	28.6	34.5	0	63
64 All other accidents (E800-E802, E840-E962)	2	2	-	31.3	51.3	0	1	1	-	28.6	34.5	0	64
65 Suicide (E963, E970, E979)	1	-	1	15.6	0	40.0	1	1	-	28.6	34.5	0	65
66 Homicide (E964, E980-E985)	-	-	-	0	0	0	1	-	1	28.6	0	166.7	66
67 All other diseases (residual)	5	3	2	78.1	76.9	80.0	5	4	1	142.9	137.9	166.7	67

TABLE XIV-C VITAL STATISTICS, BY CITY BY RACE, GEORGIA, 1958
POPULATION 2,500-9,999

ITEM	Camilla						Canton						
	Number			Rate or Ratio *			Number			Rate or Ratio *			
	Total	White	Non-White	Total	White	Non-White	Total	White	Non-White	Total	White	Non-White	
1 Estimated population	4,700	2,000	2,700				2,800	2,600	200				1
LIVE BIRTHS													
2 Total	139	41	98	29.6	20.5	36.3	59	56	3	21.1	21.5	15.0	2
3 Delivered in hospital	124	41	83	89.2%	100.0%	84.7%	59	56	3	100.0%	100.0%	100.0%	3
4 Delivered in home by physician				0%	0%	0%				0%	0%	0%	4
5 Delivered in home by midwife	15		15	10.8%	0%	15.3%				0%	0%	0%	5
6 Other deliveries				0%	0%	0%				0%	0%	0%	6
7 Immature births	2		2	1.4	0	20.4	7	7		118.6	125.0	0	7
8 Live births to un-wed mothers	22	2	20	158.3	48.8	204.1				0	0	0	8
FETAL DEATHS													
9 Total	4		4	28.8	0	40.8	1	1		16.9	17.9	0	9
10 Under 20 weeks gestation	3		3	21.6	0	30.6				0	0	0	10
11 20-27 weeks gestation				0	0	0				0	0	0	11
12 28 weeks and more	1		1	7.2	0	10.2	1	1		16.9	17.9	0	12
13 Unknown length of gestation				0	0	0				0	0	0	13
DEATHS													
14 Total, all ages	51	21	30	1085.1	1050.0	1111.1	23	23		821.4	884.6	0	14
15 Under 1 year	3		3	21.6	0	30.6	4	4		67.8	71.4	0	15
16 Under 28 days	1		1	7.2	0	10.2	4	4		67.8	71.4	0	16
17 Deaths from immaturity	1		1	7.2	0	10.2	2	2		33.9	35.7	0	17
18 1-4 years **	3		3										18
19 Maternal deaths				0	0	0				0	0	0	19
CAUSE OF DEATH													
20 Tuberculosis, all forms (001-019)	1		1	21.3	0	37.0				0	0	0	20
21 Syphilis and its sequelae (020-029)				0	0	0				0	0	0	21
22 Typhoid fever (040)				0	0	0				0	0	0	22
23 Dysentery, all forms (045-048)				0	0	0				0	0	0	23
24 Scarlet fever (050)				0	0	0				0	0	0	24
25 Streptococcal sore throat (051)				0	0	0				0	0	0	25
26 Diphtheria (055)				0	0	0				0	0	0	26
27 Whooping cough (056)				0	0	0				0	0	0	27
28 Meningococcal infections (057)				0	0	0				0	0	0	28
29 Acute poliomyelitis (080)				0	0	0				0	0	0	29
30 Acute infectious encephalitis (082)				0	0	0				0	0	0	30
31 Smallpox (084)				0	0	0				0	0	0	31
32 Measles (085)				0	0	0				0	0	0	32
33 Typhus and other rickettsial diseases (100-103, 105-108)				0	0	0				0	0	0	33
34 Rocky Mountain spotted fever (104)				0	0	0				0	0	0	34
35 Malaria (110-117)				0	0	0				0	0	0	35
36 All other diseases classified as infective and parasitic (030-039, 041-044, 049, 052-054, 059-074, 081, 083, 086-096, 120-138)				0	0	0				0	0	0	36
37 Malignant neoplasms, including neoplasms of lymphatic and haematopoietic tissues (140-205)	12	5	7	255.3	250.0	259.3				0	0	0	37
38 Benign and unspecified neoplasms (210-239)	1		1	21.3	0	37.0				0	0	0	38
39 Diabetes mellitus (260)				0	0	0	1	1		35.7	38.5	0	39
40 Pellagra (281)				0	0	0				0	0	0	40
41 Anemias (290-293)				0	0	0				0	0	0	41
42 Vascular lesions affecting central nervous system (330-334)	5	1	4	106.4	50.0	148.1	4	4		142.9	153.8	0	42
43 Nonmeningococcal meningitis (340)				0	0	0				0	0	0	43
44 Rheumatic fever (400-402)				0	0	0				0	0	0	44
45 Heart diseases (410-443)	18	10	8	383.0	500.0	296.3	10	10		357.1	384.6	0	45
46 Hypertension without mention of heart (444-447)				0	0	0				0	0	0	46
47 Influenza and pneumonia (480-483, 490-493)	2		2	42.6	0	74.1				0	0	0	47
48 Bronchitis (500-502)				0	0	0				0	0	0	48
49 Ulcer of stomach and duodenum (540-541)				0	0	0				0	0	0	49
50 Appendicitis (550-553)				0	0	0				0	0	0	50
51 Intestinal obstruction and hernia (560, 561, 570)				0	0	0				0	0	0	51
52 Gastritis, duodenitis, enteritis and colitis (except diarrhea of the newborn) (543, 571, 572)	1		1	21.3	0	37.0				0	0	0	52
53 Cirrhosis of liver (581)				0	0	0				0	0	0	53
54 Nephritis and nephrosis (590-594)				0	0	0				0	0	0	54
55 Hyperplasia of prostate (610)				0	0	0				0	0	0	55
56 Complications of pregnancy, childbirth and the puerperium (640-652, 670-689)				0	0	0				0	0	0	56
57 Congenital malformations (750-759)				0	0	0	1	1		35.7	38.5	0	57
58 Birth injuries, postnatal asphyxia and atelectasis (760-762)				0	0	0	1	1		35.7	38.5	0	58
59 Infection of the newborn (763-768)				0	0	0				0	0	0	59
60 Other diseases peculiar to early infancy, and immaturity unqualified (769-776)	1		1	21.3	0	37.0	2	2		71.4	76.9	0	60
61 Senility, without mention of psychosis (794)				0	0	0				0	0	0	61
62 Ill-defined and unknown causes (780-793, 795)				0	0	0				0	0	0	62
63 Motor vehicle accidents (E810-E835)	1		1	21.3	0	37.0	1	1		35.7	38.5	0	63
64 All other accidents (E800-E802, E840-E962)	2	1	1	42.6	50.0	37.0				0	0	0	64
65 Suicide (E963, E970, E979)	1	1		21.3	50.0	0				0	0	0	65
66 Homicide (E964, E980-E985)	1	1		21.3	50.0	0				0	0	0	66
67 All other diseases (residual)	5	2	3	106.4	100.0	111.1	3	3		107.1	115.4	0	67

TABLE XIV-C VITAL STATISTICS, BY CITY, BY RACE, GEORGIA, 1958
POPULATION 2,500 - 9,999

ITEM	Carrollton						Chamblee						
	Number			Rate or Ratio *			Number			Rate or Ratio *			
	Total	White	Non-White	Total	White	Non-White	Total	White	Non-White	Total	White	Non-White	
1 Estimated population	9,000	7,200	1,800				6,100	5,900	200				1
LIVE BIRTHS													
2 Total	281	210	71	31.2	29.2	39.4	442	430	12	72.5	72.9	60.0	2
3 Delivered in hospital	264	209	55	94.0%	99.5%	77.5%	440	428	12	99.5%	99.5%	100.0%	3
4 Delivered in home by physician	-	-	-	0%	0%	0%	2	2	-	0.5%	0.5%	0%	4
5 Delivered in home by midwife	17	1	16	6.0%	0.5%	22.5%	-	-	-	0%	0%	0%	5
6 Other deliveries	-	-	-	0%	0%	0%	-	-	-	0%	0%	0%	6
7 Immature births	27	19	8	96.1	90.5	112.7	27	25	2	61.1	58.1	166.7	7
8 Live births to un-wed mothers	15	1	14	53.4	4.8	197.2	113	111	2	255.7	258.1	166.7	8
FETAL DEATHS													
9 Total	11	7	4	39.1	33.3	56.3	11	11	-	24.9	25.6	0	9
10 Under 20 weeks gestation	2	1	1	7.1	4.8	14.1	7	7	-	15.8	16.3	0	10
11 20-27 weeks gestation	5	4	1	17.8	19.0	14.1	1	1	-	2.3	2.3	0	11
12 28 weeks and more	3	1	2	10.7	4.8	28.2	1	1	-	2.3	2.3	0	12
13 Unknown length of gestation	1	1	-	3.6	4.8	0	2	2	-	4.5	4.7	0	13
DEATHS													
14 Total, all ages	94	75	19	1044.4	1041.7	1055.6	38	34	4	623.0	576.3	2000.0	14
15 Under 1 year	4	2	2	14.2	9.5	28.2	6	6	-	13.6	14.0	0	15
16 Under 28 days	1	1	-	3.6	4.8	0	5	5	-	11.3	11.6	0	16
17 Deaths from immaturity	2	2	-	7.1	9.5	0	-	-	-	0	0	0	17
18 1-4 years **	1	-	1	-	-	-	2	2	-	-	-	0	18
19 Maternal deaths	-	-	-	0	0	0	-	-	-	0	0	0	19
CAUSE OF DEATH													
20 Tuberculosis, all forms (001-019)	-	-	-	0	0	0	-	-	-	0	0	0	20
21 Syphilis and its sequelae (020-029)	-	-	-	0	0	0	-	-	-	0	0	0	21
22 Typhoid fever (040)	-	-	-	0	0	0	-	-	-	0	0	0	22
23 Dysentery, all forms (045-048)	-	-	-	0	0	0	-	-	-	0	0	0	23
24 Scarlet fever (050)	-	-	-	0	0	0	-	-	-	0	0	0	24
25 Streptococcal sore throat (051)	-	-	-	0	0	0	-	-	-	0	0	0	25
26 Diphtheria (055)	-	-	-	0	0	0	-	-	-	0	0	0	26
27 Whooping cough (056)	-	-	-	0	0	0	-	-	-	0	0	0	27
28 Meningococcal infections (057)	-	-	-	0	0	0	-	-	-	0	0	0	28
29 Acute poliomyelitis (080)	-	-	-	0	0	0	-	-	-	0	0	0	29
30 Acute infectious encephalitis (082)	-	-	-	0	0	0	-	-	-	0	0	0	30
31 Smallpox (084)	-	-	-	0	0	0	-	-	-	0	0	0	31
32 Measles (085)	-	-	-	0	0	0	-	-	-	0	0	0	32
33 Typhus and other rickettsial diseases (100-103, 105-108)	-	-	-	0	0	0	-	-	-	0	0	0	33
34 Rocky Mountain spotted fever (104)	-	-	-	0	0	0	-	-	-	0	0	0	34
35 Malaria (110-117)	-	-	-	0	0	0	-	-	-	0	0	0	35
36 All other diseases classified as infective and parasitic (030-039, 041-044, 049, 052-054, 059-074, 081, 083, 086-096, 120-138)	1	1	-	11.1	13.9	0	1	1	-	16.4	16.9	0	36
37 Malignant neoplasms, including neoplasms of lymphatic and haemopoietic tissues (140-205)	15	14	1	166.7	194.4	55.6	6	5	1	98.4	84.7	500.0	37
38 Benign and unspecified neoplasms (210-239)	-	-	-	0	0	0	-	-	-	0	0	0	38
39 Diabetes mellitus (260)	1	1	-	11.1	13.9	0	-	-	-	0	0	0	39
40 Pellagra (281)	0	0	0	0	0	0	-	-	-	0	0	0	40
41 Anemias (290-293)	1	1	-	11.1	13.9	0	1	1	-	16.4	16.9	0	41
42 Vascular lesions affecting central nervous system (330-334)	16	12	4	177.8	166.7	222.2	4	2	2	65.6	33.9	1000.0	42
43 Nonmeningococcal meningitis (340)	-	-	-	0	0	0	-	-	-	0	0	0	43
44 Rheumatic fever (400-402)	-	-	-	0	0	0	-	-	-	0	0	0	44
45 Heart diseases (410-443)	33	28	5	366.7	388.9	277.8	9	9	-	147.5	152.5	0	45
46 Hypertension without mention of heart (444-447)	1	1	-	11.1	13.9	0	-	-	-	0	0	0	46
47 Influenza and pneumonia (480-483, 490-493)	5	3	2	55.6	41.7	111.1	2	2	-	32.8	33.9	0	47
48 Bronchitis (500-502)	-	-	-	0	0	0	-	-	-	0	0	0	48
49 Ulcer of stomach and duodenum (540-541)	2	2	-	22.2	27.8	0	-	-	-	0	0	0	49
50 Appendicitis (550-553)	-	-	-	0	0	0	-	-	-	0	0	0	50
51 Intestinal obstruction and hernia (560, 561, 570)	-	-	-	0	0	0	-	-	-	0	0	0	51
52 Gastritis, duodenitis, enteritis and colitis (except diarrhea of the newborn) (543, 571, 572)	-	-	-	0	0	0	-	-	-	0	0	0	52
53 Cirrhosis of liver (581)	-	-	-	0	0	0	-	-	-	0	0	0	53
54 Nephritis and nephrosis (590-594)	1	1	-	11.1	13.9	0	1	1	-	16.4	16.9	0	54
55 Hyperplasia of prostate (610)	1	-	1	11.1	0	55.6	-	-	-	0	0	0	55
56 Complications of pregnancy, childbirth and the puerperium (640-652, 670-689)	-	-	-	0	0	0	-	-	-	0	0	0	56
57 Congenital malformations (750-759)	1	1	-	11.1	13.9	0	3	3	-	49.2	50.8	0	57
58 Birth injuries, perinatal asphyxia and atelectasis (760-762)	-	-	-	0	0	0	3	3	-	49.2	50.8	0	58
59 Infection of the newborn (763-768)	-	-	-	0	0	0	-	-	-	0	0	0	59
60 Other diseases peculiar to early infancy, and immaturity unqualified (769-776)	2	2	-	22.2	27.8	0	-	-	-	0	0	0	60
61 Senility, without mention of psychosis (794)	1	1	-	11.1	13.9	0	-	-	-	0	0	0	61
62 Ill-defined and unknown causes (780-793, 795)	-	-	-	0	0	0	-	-	-	0	0	0	62
63 Motor vehicle accidents (E810-E835)	4	2	2	66.7	55.6	111.1	2	2	-	32.8	33.9	0	63
64 All other accidents (E800-E802, E840-E962)	3	1	2	33.3	13.9	111.1	1	1	1	16.4	0	500.0	64
65 Suicide (E963, E970, E979)	-	-	-	0	0	0	2	2	-	32.8	33.9	0	65
66 Homicide (E964, E980-E985)	2	-	2	22.2	0	111.1	-	-	-	0	0	0	66
67 All other diseases (residual)	2	2	-	22.2	27.8	0	3	3	-	49.2	50.8	0	67

TABLEXIV-C VITAL STATISTICS, BY CITY, BY RACE, GEORGIA, 1958
POPULATION 2,500 - 9,999

ITEM	Cochran						Commerce						
	Number			Rate or Ratio *			Number			Rate or Ratio *			
	Total	White	Non-White	Total	White	Non-White	Total	White	Non-White	Total	White	Non-White	
1 Estimated population	4,000	2,800	1,200				3,500	1,500	2,000				1
LIVE BIRTHS													
2 Total	106	52	54	26.5	18.6	45.0	78	68	10	22.3	45.3	5.0	2
3 Delivered in hospital	59	51	8	55.7%	98.1%	14.8%	77	68	9	98.7%	100.0%	90.0%	3
4 Delivered in home by physician	1	1	0	0.9%	0%	1.9%	1	1	0	1.3%	0%	10.0%	4
5 Delivered in home by midwife	46	1	45	43.4%	1.9%	83.3%	1	1	0	0%	0%	0%	5
6 Other deliveries	1	1	0	0%	0%	0%	1	1	0	0%	0%	0%	6
7 Immature births	8	2	6	7.5	38.5	111.1	4	4	0	51.3	58.8	0	7
8 Live births to un-wed mothers	19	1	18	179.2	0	351.9	3	2	1	38.5	29.4	100.0	8
FETAL DEATHS													
9 Total	7	5	2	66.0	96.2	37.0	1	1	0	12.8	14.7	0	9
10 Under 20 weeks gestation	6	4	2	56.6	76.9	37.0	1	1	0	0	0	0	10
11 20-27 weeks gestation	1	1	0	0	0	0	1	1	0	0	0	0	11
12 28 weeks and more	1	1	0	9.4	19.2	0	1	1	0	12.8	14.7	0	12
13 Unknown length of gestation	1	1	0	0	0	0	1	1	0	0	0	0	13
DEATHS													
14 Total, all ages	42	23	19	1050.0	821.4	1583.3	24	20	4	685.7	1333.3	200.0	14
15 Under 1 year	5	1	4	47.2	19.2	74.1	1	1	0	12.8	14.7	0	15
16 Under 28 days	3	1	2	28.3	0	55.6	1	1	0	12.8	14.7	0	16
17 Deaths from immaturity	1	1	0	0	0	0	1	1	0	0	0	0	17
18 1-4 years **	1	1	0	0	0	0	1	1	0	0	0	0	18
19 Maternal deaths	1	1	0	0	0	0	1	1	0	0	0	0	19
CAUSE OF DEATH													
20 Tuberculosis, all forms (001-019)	1	1	0	0	0	0	1	1	0	0	0	0	20
21 Syphilis and its sequelae (020-029)	1	1	0	0	0	0	1	1	0	0	0	0	21
22 Typhoid fever (040)	1	1	0	0	0	0	1	1	0	0	0	0	22
23 Dysentery, all forms (045-048)	1	1	0	0	0	0	1	1	0	0	0	0	23
24 Scarlet fever (050)	1	1	0	0	0	0	1	1	0	0	0	0	24
25 Streptococcal sore throat (051)	1	1	0	0	0	0	1	1	0	0	0	0	25
26 Diphtheria (055)	1	1	0	0	0	0	1	1	0	0	0	0	26
27 Whooping cough (056)	1	1	0	0	0	0	1	1	0	0	0	0	27
28 Meningococcal infections (057)	1	1	0	0	0	0	1	1	0	0	0	0	28
29 Acute poliomyelitis (080)	1	1	0	0	0	0	1	1	0	0	0	0	29
30 Acute infectious encephalitis (082)	1	1	0	0	0	0	1	1	0	0	0	0	30
31 Smallpox (084)	1	1	0	0	0	0	1	1	0	0	0	0	31
32 Measles (085)	1	1	0	0	0	0	1	1	0	0	0	0	32
33 Typhus and other rickettsial diseases (100-103, 105-108)	1	1	0	0	0	0	1	1	0	0	0	0	33
34 Rocky Mountain spotted fever (104)	1	1	0	0	0	0	1	1	0	0	0	0	34
35 Malaria (110-117)	1	1	0	0	0	0	1	1	0	0	0	0	35
36 All other diseases classified as infective and parasitic (030-039, 041-044, 049, 052-054, 059-074, 081, 083, 086-096, 120-138)	1	1	0	25.0	35.7	0	1	1	0	0	0	0	36
37 Malignant neoplasms, including neoplasms of lymphatic and haematopoietic tissues (140-205)	7	4	3	175.0	142.9	250.0	4	3	1	114.3	200.0	50.0	37
38 Benign and unspecified neoplasms (210-239)	1	1	0	0	0	0	1	1	0	0	0	0	38
39 Diabetes mellitus (260)	1	1	0	25.0	35.7	0	1	1	0	0	0	0	39
40 Pellagra (281)	1	1	0	0	0	0	1	1	0	0	0	0	40
41 Anemias (290-293)	1	1	0	0	0	0	1	1	0	0	0	0	41
42 Vascular lesions affecting central nervous system (330-334)	6	4	2	150.0	142.9	166.7	3	3	0	85.7	200.0	0	42
43 Nonmeningococcal meningitis (340)	1	1	0	0	0	0	1	1	0	0	0	0	43
44 Rheumatic fever (400-402)	1	1	0	0	0	0	1	1	0	0	0	0	44
45 Heart diseases (410-443)	4	4	0	225.0	142.9	416.7	10	8	2	285.7	533.3	100.0	45
46 Hypertension without mention of heart (444-447)	2	1	1	50.0	35.7	83.3	1	1	0	0	0	0	46
47 Influenza and pneumonia (480-483, 490-493)	2	1	1	50.0	35.7	83.3	1	1	0	0	0	0	47
48 Bronchitis (500-502)	1	1	0	0	0	0	1	1	0	0	0	0	48
49 Ulcer of stomach and duodenum (540-541)	1	1	0	0	0	0	1	1	0	0	0	0	49
50 Appendicitis (550-553)	1	1	0	0	0	0	1	1	0	0	0	0	50
51 Intestinal obstruction and hernia (560, 561, 570)	1	1	0	25.0	35.7	0	1	1	0	0	0	0	51
52 Gastritis, duodenitis, enteritis and colitis (except diarrhea of the newborn) (543, 571, 572)	2	1	1	50.0	35.7	83.3	1	1	0	28.6	66.7	0	52
53 Cirrhosis of liver (581)	1	1	0	0	0	0	1	1	0	28.6	66.7	0	53
54 Nephritis and nephrosis (590-594)	1	1	0	0	0	0	1	1	0	28.6	66.7	0	54
55 Hyperplasia of prostate (610)	1	1	0	0	0	0	1	1	0	0	0	0	55
56 Complications of pregnancy, childbirth and the puerperium (640-652, 670-689)	1	1	0	0	0	0	1	1	0	0	0	0	56
57 Congenital malformations (750-759)	1	1	0	25.0	0	83.3	1	1	0	0	0	0	57
58 Birth injuries, postnatal asphyxia and atelectasis (760-762)	1	1	0	25.0	0	83.3	1	1	0	0	0	0	58
59 Infection of the newborn (763-768)	1	1	0	0	0	0	1	1	0	0	0	0	59
60 Other diseases peculiar to early infancy, and immaturity unqualified (769-776)	1	1	0	25.0	0	83.3	1	1	0	28.6	66.7	0	60
61 Senility, without mention of psychosis (794)	1	1	0	0	0	0	1	1	0	0	0	0	61
62 Ill-defined and unknown causes (780-793, 795)	1	1	0	0	0	0	1	1	0	0	0	0	62
63 Motor vehicle accidents (E810-E835)	2	2	0	50.0	71.4	0	1	1	0	28.6	0	50.0	63
64 All other accidents (E800-E802, E840-E962)	2	2	0	50.0	0	166.7	1	1	0	28.6	66.7	0	64
65 Suicide (E963, E970, E979)	1	1	0	0	0	0	1	1	0	0	0	0	65
66 Homicide (E964, E980-E985)	1	1	0	0	0	0	1	1	0	0	0	0	66
67 All other diseases (residual)	4	3	1	100.0	107.1	83.3	2	2	0	57.1	133.3	0	67

TABLE XIV-C VITAL STATISTICS, BY CITY, BY RACE, GEORGIA, 1958
POPULATION 2,500 - 9,999

ITEM	Covington						Cuthbert						
	Number			Rate or Ratio **			Number			Rate or Ratio **			
	Total	White	Non-White	Total	White	Non-White	Total	White	Non-White	Total	White	Non-White	
1 Estimated population	6,300	3,600	2,700				4,500	1,700	2,800				1
LIVE BIRTHS													
2 Total	172	76	96	27.3	21.1	35.6	97	27	70	21.6	15.9	25.0	2
3 Delivered in hospital	147	76	71	85.5%	100.0%	74.0%	44	27	17	45.4%	100.0%	24.3%	3
4 Delivered in home by physician	3		3	1.7%	0%	3.1%				0%	0%	0%	4
5 Delivered in home by midwife	22		22	12.8%	0%	22.9%	53		53	54.6%	0%	75.7%	5
6 Other deliveries				0%	0%	0%				0%	0%	0%	6
7 Immature births	19	6	13	110.5	78.9	135.4	10	4	6	103.1	148.1	85.7	7
8 Live births to un-wed mothers	19		19	110.5	0	197.9	28	1	27	288.7	37.0	385.7	8
FETAL DEATHS													
9 Total	4		4	23.3	0	41.7	1		1	10.3	0	14.3	9
10 Under 20 weeks gestation				0	0	0				0	0	0	10
11 20-27 weeks gestation	2		2	11.6	0	20.8				0	0	0	11
12 28 weeks and more	2		2	11.6	0	20.8	1		1	10.3	0	14.3	12
13 Unknown length of gestation				0	0	0				0	0	0	13
DEATHS													
14 Total, all ages	81	41	40	1285.7	1138.9	1481.5	64	27	37	1422.2	1588.2	1321.4	14
15 Under 1 year	10	2	8	58.1	26.3	83.3	7	1	6	72.2	37.0	85.7	15
16 Under 28 days	8	2	6	46.5	26.3	62.5	7	1	6	72.2	37.0	85.7	16
17 Deaths from immaturity	3		3	17.4	0	31.3	6	1	5	61.9	37.0	71.4	17
18 1-4 years **	2	1	1	0	0	0	1		1	0	0	0	18
19 Maternal deaths				0	0	0				0	0	0	19
CAUSE OF DEATH													
20 Tuberculosis, all forms (001-019)			2	31.7	0	74.1	1		1	22.2	0	35.7	20
21 Syphilis and its sequelae (020-029)	2		2	0	0	0	1		1	22.2	0	35.7	21
22 Typhoid fever (040)			1	0	0	0	1		1	0	0	0	22
23 Dysentery, all forms (045-048)			1	0	0	0				0	0	0	23
24 Scarlet fever (050)			1	0	0	0				0	0	0	24
25 Streptococcal sore throat (051)			1	0	0	0				0	0	0	25
26 Diphtheria (055)				0	0	0				0	0	0	26
27 Whooping cough (056)				0	0	0				0	0	0	27
28 Meningococcal infections (057)				0	0	0				0	0	0	28
29 Acute poliomyelitis (080)				0	0	0				0	0	0	29
30 Acute infectious encephalitis (082)				0	0	0				0	0	0	30
31 Smallpox (084)				0	0	0				0	0	0	31
32 Measles (085)				0	0	0				0	0	0	32
33 Typhus and other rickettsial diseases (100-103, 105-108)				0	0	0				0	0	0	33
34 Rocky Mountain spotted fever (104)				0	0	0				0	0	0	34
35 Malaria (110-117)				0	0	0				0	0	0	35
36 All other diseases classified as infective and parasitic (030-039, 041-044, 049, 052-054, 059-074, 081, 083, 086-096, 120-138)	1	1		15.9	27.8	0				0	0	0	36
37 Malignant neoplasms, including neoplasms of lymphatic and hematopoietic tissues (140-205)	9	7	2	142.9	194.4	74.1	4	3	1	88.9	176.5	35.7	37
38 Benign and unspecified neoplasms (210-239)				0	0	0				0	0	0	38
39 Diabetes mellitus (260)	2	1	1	31.7	27.8	37.0	1		1	22.2	0	35.7	38
40 Pellagra (281)				0	0	0	1		1	22.2	0	35.7	39
41 Anemias (290-293)				0	0	0				0	0	0	40
42 Vascular lesions affecting central nervous system (330-334)	17	7	10	269.8	194.4	370.4	12	6	6	266.7	352.9	214.3	41
43 Nonmeningococcal meningitis (340)				0	0	0				0	0	0	42
44 Rheumatic fever (400-402)				0	0	0				0	0	0	43
45 Heart diseases (410-443)	23	13	10	365.1	361.1	370.4	24	12	12	533.3	705.9	428.6	44
46 Hypertension without mention of heart (444-447)				0	0	0				0	0	0	45
47 Influenza and pneumonia (480-483, 490-493)	2	1	1	31.7	27.8	37.0	3	2	1	66.7	117.6	35.7	46
48 Bronchitis (500-502)				0	0	0				0	0	0	47
49 Ulcer of stomach and duodenum (540-541)	1	1		15.9	27.8	0				0	0	0	48
50 Appendicitis (550-553)				0	0	0				0	0	0	49
51 Intestinal obstruction and hernia (560, 561, 570)				0	0	0				0	0	0	50
52 Gastritis, duodenitis, enteritis and colitis (except diarrhea of the newborn) (543, 571, 572)				0	0	0				0	0	0	51
53 Cirrhosis of liver (581)	1		1	15.9	0	37.0	1		1	22.2	0	35.7	52
54 Nephritis and nephrosis (590-594)				0	0	0				0	0	0	53
55 Hyperplasia of prostate (610)				0	0	0	1		1	22.2	0	35.7	54
56 Complications of pregnancy, childbirth and the puerperium (640-652, 670-689)				0	0	0				0	0	0	55
57 Congenital malformations (750-759)	1		1	15.9	0	37.0				0	0	0	56
58 Birth injuries, postnatal asphyxia and atelectasis (760-762)	3	2	1	47.6	55.6	37.0	1		1	22.2	0	35.7	57
59 Infection of the newborn (763-768)	1		1	15.9	0	37.0				0	0	0	58
60 Other diseases peculiar to early infancy, and immaturity unqualified (769-776)				0	0	0				0	0	0	59
61 Senility, without mention of psychosis (794)	3		3	47.6	0	111.1	6	1	5	133.3	58.8	178.6	60
62 Ill-defined and unknown causes (780-793, 795)				0	0	0				0	0	0	61
63 Motor vehicle accidents (E810-E835)				0	0	0	1		1	22.2	0	35.7	62
64 All other accidents (E800-E802, E840-E962)	2	2		31.7	55.6	0	3	2	1	66.7	117.6	35.7	63
65 Suicide (E963, E970, E979)				0	0	0				0	0	0	64
66 Homicide (E964, E980-E985)	1		1	15.9	0	37.0				0	0	0	65
67 All other diseases (residual)	12	6	6	190.5	166.7	222.2	3	1	2	66.7	58.8	71.4	66

TABLEXIV-C VITAL STATISTICS, BY CITY, BY RACE, GEORGIA, 1958
POPULATION 2,500 - 9,999

121

ITEM	Dawson						Donalsonville						
	Number			Rate or Ratio *			Number			Rate or Ratio *			
	Total	White	Non-White	Total	White	Non-White	Total	White	Non-White	Total	White	Non-White	
1 Estimated population	5,000	2,100	2,900				3,300	2,000	1,300				1
LIVE BIRTHS													
2 Total	113	37	76	22.6	17.6	26.2	63	26	37	19.1	13.0	28.5	2
3 Delivered in hospital	66	36	30	58.4%	97.3%	39.5%	46	26	20	73.0%	100.0%	54.1%	3
4 Delivered in home by physician	3		3	2.7%	0%	3.9%				0%	0%	0%	4
5 Delivered in home by midwife	44	1	43	38.9%	2.7%	56.6%	17		17	27.0%	0%	45.9%	5
6 Other deliveries				0%	0%	0%				0%	0%	0%	6
7 Immature births	14	4	10	123.9	108.1	131.6	6	4	2	95.2	153.8	54.1	7
8 Live births to un-wed mothers	30	1	29	265.5	27.0	381.6	7	1	6	111.1	38.5	162.2	8
FETAL DEATHS													
9 Total	8	2	6	70.8	54.1	78.9	2	2		31.7	76.9	0	9
10 Under 20 weeks gestation	2	1	2	26.5	27.0	26.3				0	0	0	10
11 20-27 weeks gestation	3		2	17.7	0	26.3				0	0	0	11
12 28 weeks and more	3	1	2	26.5	27.0	26.3	2	2		31.7	76.9	0	12
13 Unknown length of gestation				0	0	0				0	0	0	13
DEATHS													
14 Total, all ages	78	29	49	1560.0	1381.0	1689.7	44	22	22	1333.3	1100.0	1692.3	14
15 Under 1 year	8	2	6	70.8	54.1	78.9	4	1	3	63.5	38.5	81.1	15
16 Under 28 days	4	2	2	35.4	54.1	26.3				0	0	0	16
17 Deaths from immaturity	2	1	1	17.7	27.0	13.2				0	0	0	17
18 1-4 years **	2		2							0	0	0	18
19 Maternal deaths				0	0	0				0	0	0	19
CAUSE OF DEATH													
20 Tuberculosis, all forms (001-019)				0	0	0				0	0	0	20
21 Syphilis and its sequelae (020-029)	1		1	20.0	0	34.5	1		1	30.3	0	76.9	21
22 Typhoid fever (040)				0	0	0				0	0	0	22
23 Dysentery, all forms (045-048)				0	0	0				0	0	0	23
24 Scarlet fever (050)				0	0	0				0	0	0	24
25 Streptococcal sore throat (051)				0	0	0				0	0	0	25
26 Diphtheria (055)				0	0	0				0	0	0	26
27 Whooping cough (056)				0	0	0				0	0	0	27
28 Meningococcal infections (057)				0	0	0				0	0	0	28
29 Acute poliomyelitis (080)				0	0	0				0	0	0	29
30 Acute infectious encephalitis (082)				0	0	0				0	0	0	30
31 Smallpox (084)				0	0	0				0	0	0	31
32 Measles (085)				0	0	0				0	0	0	32
33 Typhus and other rickettsial diseases (100-103, 105-108)				0	0	0				0	0	0	33
34 Rocky Mountain spotted fever (104)				0	0	0				0	0	0	34
35 Malaria (110-117)				0	0	0				0	0	0	35
36 All other diseases classified as infective and parasitic (030-039, 041-044, 049, 052-054, 059-074, 081, 083, 086-096, 120-138)				0	0	0				0	0	0	36
37 Malignant neoplasms, including neoplasms of lymphatic and haematopoietic tissues (140-205)	9	2	7	180.0	95.2	241.4	5	4	1	151.5	200.0	76.9	37
38 Benign and unspecified neoplasms (210-239)				0	0	0				0	0	0	38
39 Diabetes mellitus (260)	2		2	40.0	0	69.0				0	0	0	39
40 Pellagra (281)				0	0	0				0	0	0	40
41 Anemias (290-293)				0	0	0				0	0	0	41
42 Vascular lesions affecting central nervous system (330-334)	15	6	9	300.0	285.7	310.3	8	2	6	242.4	100.0	461.5	42
43 Nonmeningococcal meningitis (340)	1		1	20.0	0	34.5	1		1	30.3	0	76.9	43
44 Rheumatic fever (400-402)				0	0	0				0	0	0	44
45 Heart diseases (410-443)	21	12	9	420.0	571.4	310.3	18	13	5	545.5	650.0	384.6	45
46 Hypertension without mention of heart (444-447)	1	1		20.0	47.6	0				0	0	0	46
47 Influenza and pneumonia (480-483, 490-493)	8	1	7	150.0	47.6	241.4	3		3	90.9	50.0	230.8	47
48 Bronchitis (500-502)				0	0	0				30.3	0	0	48
49 Ulcer of stomach and duodenum (540-541)				0	0	0				0	0	0	49
50 Appendicitis (550-553)				0	0	0				0	0	0	50
51 Intestinal obstruction and hernia (560, 561, 570)	2	1	1	40.0	47.6	34.5				0	0	0	51
52 Gastritis, duodenitis, enteritis and colitis (except diarrhea of the newborn) (543, 571, 572)	1		1	20.0	0	34.5				0	0	0	52
53 Cirrhosis of liver (581)				0	0	0				0	0	0	53
54 Nephritis and nephrosis (590-594)				0	0	0				0	0	0	54
55 Hyperplasia of prostate (610)				0	0	0				0	0	0	55
56 Complications of pregnancy, childbirth and the puerperium (640-652, 670-689)				0	0	0				0	0	0	56
57 Congenital malformations (750-759)	1		1	20.0	0	34.5	1	1		30.3	50.0	0	57
58 Birth injuries, postnatal asphyxia and eletetosis (760-762)				0	0	0				0	0	0	58
59 Infection of the newborn (763-768)				0	0	0				0	0	0	59
60 Other diseases peculiar to early infancy, and immaturity unqualified (769-776)	3	2	1	60.0	95.2	34.5				0	0	0	60
61 Senility, without mention of psychosis (794)				0	0	0				0	0	0	61
62 Ill-defined and unknown causes (780-793, 795)				0	0	0	1	1		30.3	50.0	0	62
63 Motor vehicle accidents (E810-E835)	1	1		20.0	47.6	0				0	0	0	63
64 All other accidents (E800-E802, E840-E962)	2		2	40.0	0	69.0	2		2	60.6	0	153.8	64
65 Suicide (E963, E970, E979)	1	1		20.0	47.6	0				0	0	0	65
66 Homicide (E964, E980-E985)	2		2	40.0	0	69.0				0	0	0	66
67 All other diseases (residual)	7	2	5	140.0	95.2	172.4	3		3	90.9	0	230.8	67

TABLE XIV-C VITAL STATISTICS, BY CITY BY RACE, GEORGIA, 1958
POPULATION 2,500-9,999

ITEM	Douglas						Douglasville						
	Number			Rate or Ratio *			Number			Rate or Ratio *			
	Total	White	Non-White	Total	White	Non-White	Total	White	Non-White	Total	White	Non-White	
1 Estimated population	9,300	6,500	2,800				4,100	3,300	800				1
LIVE BIRTHS													
2 Total	244	144	100	26.2	22.2	35.7	104	73	31	25.4	22.1	38.8	2
3 Delivered in hospital	185	139	46	75.8%	96.5%	46.0%	103	73	30	99.0%	100.0%	96.8%	3
4 Delivered in home by physician	3	3	-	1.2%	2.1%	0%	-	-	-	0%	0%	0%	4
5 Delivered in home by midwife	56	2	54	23.0%	1.4%	54.0%	1	-	1	1.0%	0%	3.2%	5
6 Other deliveries	-	-	-	0%	0%	0%	-	-	-	0%	0%	0%	6
7 Immature births	19	7	12	77.9	48.6	120.0	11	5	6	105.8	68.5	193.5	7
8 Live births to un-wed mothers	28	2	26	114.8	13.9	260.0	8	1	7	76.9	13.7	225.8	8
FETAL DEATHS													
9 Total	4	3	1	16.4	20.8	10.0	2	2	-	19.2	27.4	0	9
10 Under 20 weeks gestation	2	2	-	8.2	13.9	0	-	-	-	0	0	0	10
11 20-27 weeks gestation	-	-	-	0	0	0	-	-	-	0	0	0	11
12 28 weeks and more	2	1	1	8.2	6.9	10.0	2	2	-	19.2	27.4	0	12
13 Unknown length of gestation	-	-	-	0	0	0	-	-	-	0	0	0	13
DEATHS													
14 Total, all ages	108	59	49	1161.3	907.7	1750.0	31	28	3	756.1	848.5	375.0	14
15 Under 1 year	16	6	10	65.6	41.7	100.0	3	1	2	28.8	13.7	64.5	15
16 Under 28 days	11	5	6	45.1	34.7	60.0	3	1	2	28.8	13.7	64.5	16
17 Deaths from immaturity	1	1	-	4.1	6.9	0	2	1	1	19.2	13.7	32.3	17
18 1-4 years ***	4	2	2	-	-	-	-	-	-	-	-	-	18
19 Maternal deaths	-	-	-	0	0	0	-	-	-	0	0	0	19
CAUSE OF DEATH													
20 Tuberculosis, all forms (001-019)	-	-	-	0	0	0	1	1	-	24.4	30.3	0	20
21 Syphilis and its sequelae (020-029)	1	-	1	10.8	0	35.7	-	-	-	0	0	0	21
22 Typhoid fever (040)	-	-	-	0	0	0	-	-	-	0	0	0	22
23 Dysentery, all forms (045-048)	-	-	-	0	0	0	-	-	-	0	0	0	23
24 Scarlet fever (050)	-	-	-	0	0	0	-	-	-	0	0	0	24
25 Streptococcal sore throat (051)	-	-	-	0	0	0	-	-	-	0	0	0	25
26 Diphtheria (055)	-	-	-	0	0	0	-	-	-	0	0	0	26
27 Whooping cough (056)	-	-	-	0	0	0	-	-	-	0	0	0	27
28 Meningococcal infections (057)	-	-	-	0	0	0	-	-	-	0	0	0	28
29 Acute poliomyelitis (080)	-	-	-	0	0	0	-	-	-	0	0	0	29
30 Acute infectious encephalitis (082)	-	-	-	0	0	0	-	-	-	0	0	0	30
31 Smallpox (084)	-	-	-	0	0	0	-	-	-	0	0	0	31
32 Measles (085)	1	1	-	10.8	15.4	0	-	-	-	0	0	0	32
33 Typhus and other rickettsial diseases (100-103, 105-108)	-	-	-	0	0	0	-	-	-	0	0	0	33
34 Rocky Mountain spotted fever (104)	-	-	-	0	0	0	-	-	-	0	0	0	34
35 Malaria (110-117)	-	-	-	0	0	0	-	-	-	0	0	0	35
36 All other diseases classified as infective and parasitic (030-039, 041-044, 049, 052-054, 059-074, 081, 083, 088-096, 120-138)	2	-	2	21.5	0	71.4	-	-	-	0	0	0	36
37 Malignant neoplasms, including neoplasms of lymphatic and haematopoietic tissues (140-205)	15	8	7	161.3	123.1	250.0	1	1	-	24.4	30.3	0	37
38 Benign and unspecified neoplasms (210-239)	-	-	-	0	0	0	-	-	-	0	0	0	38
39 Diabetes mellitus (260)	1	-	1	10.8	0	35.7	-	-	-	0	0	0	39
40 Pellagra (281)	-	-	-	0	0	0	-	-	-	0	0	0	40
41 Anemias (290-293)	2	1	1	21.5	15.4	35.7	-	-	-	0	0	0	41
42 Vascular lesions affecting central nervous system (330-334)	13	8	5	139.8	123.1	178.6	9	8	1	219.5	242.4	125.0	42
43 Nonmeningococcal meningitis (340)	-	-	-	0	0	0	-	-	-	0	0	0	43
44 Rheumatic fever (400-402)	-	-	-	0	0	0	-	-	-	0	0	0	44
45 Heart diseases (410-443)	34	21	13	365.6	323.1	464.3	7	7	-	170.7	212.1	0	45
46 Hypertension without mention of heart (444-447)	1	-	1	10.8	0	35.7	-	-	-	0	0	0	46
47 Influenza and pneumonia (480-483, 490-493)	5	2	3	53.8	30.8	107.1	-	-	-	0	0	0	47
48 Bronchitis (500-502)	-	-	-	0	0	0	-	-	-	0	0	0	48
49 Ulcer of stomach and duodenum (540-541)	-	-	-	0	0	0	-	-	-	0	0	0	49
50 Appendicitis (550-553)	-	-	-	0	0	0	-	-	-	0	0	0	50
51 Intestinal obstruction and hernia (560, 561, 570)	2	2	-	21.5	30.8	0	-	-	-	0	0	0	51
52 Gastritis, duodenitis, enteritis and colitis (except diarrhea of the newborn) (543, 571, 572)	1	-	1	10.8	0	35.7	-	-	-	0	0	0	52
53 Cirrhosis of liver (581)	1	1	-	10.8	15.4	0	-	-	-	0	0	0	53
54 Nephritis and nephrosis (590-594)	1	-	1	10.8	0	35.7	1	1	-	24.4	30.3	0	54
55 Hyperplasia of prostate (610)	2	1	1	21.5	15.4	35.7	-	-	-	0	0	0	55
56 Complications of pregnancy, childbirth and the puerperium (640-652, 670-689)	1	-	1	0	0	0	-	-	-	0	0	0	56
57 Congenital malformations (750-759)	2	1	1	21.5	15.4	35.7	1	1	-	24.4	30.3	0	57
58 Birth injuries, postnatal asphyxia and atelectasis (760-762)	5	3	2	53.8	46.2	71.4	1	-	1	24.4	0	125.0	58
59 Infection of the newborn (763-768)	3	-	3	32.3	0	107.1	-	-	-	0	0	0	59
60 Other diseases peculiar to early infancy, and immaturity unqualified (769-776)	2	2	-	21.5	30.8	0	2	1	1	48.8	30.3	125.0	60
61 Senility, without mention of psychosis (794)	-	-	-	0	0	0	-	-	-	0	0	0	61
62 Ill-defined and unknown causes (780-793, 795)	1	-	1	10.8	0	35.7	-	-	-	0	0	0	62
63 Motor vehicle accidents (E810-E835)	1	-	1	10.8	15.4	0	1	1	-	24.4	30.3	0	63
64 All other accidents (E800-E802, E840-E962)	2	-	2	21.5	0	71.4	1	1	-	24.4	30.3	0	64
65 Suicide (E963, E970, E979)	1	1	-	10.8	15.4	0	1	1	-	24.4	30.3	0	65
66 Homicide (E964, E980-E985)	1	-	1	10.8	0	35.7	1	1	-	24.4	30.3	0	66
67 All other diseases (residual)	8	6	2	86.0	92.3	71.4	4	4	-	97.6	121.2	0	67

TABLEXIV-C VITAL STATISTICS, BY CITY, BY RACE, GEORGIA, 1958
 POPULATION 2,500- 9,999

ITEM	Eastman						East Thoraston						
	Number			Rate or Ratio *			Number			Rate or Ratio *			
	Total	White	Non-White	Total	White	Non-White	Total	White	Non-White	Total	White	Non-White	
1 Estimated population	3,800	2,500	1,300				3,000	3,000	000				1
LIVE BIRTHS													
2 Total	96	69	27	25.3	27.6	20.8	13	11	2	4.3	3.7	•••	2
3 Delivered in hospital	76	68	8	79.2%	98.6%	29.6%	13	11	2	100.0%	100.0%	100.0%	3
4 Delivered in home by physician				0%	0%	0%				0%	0%	0%	4
5 Delivered in home by midwife	20	1	19	20.8%	1.4%	70.4%				0%	0%	0%	5
6 Other deliveries				0%	0%	0%				0%	0%	0%	6
7 Immature births	8	5	3	83.3	72.5	111.1	3	2	1	230.8	181.8	500.0	7
8 Live births to un-wed mothers	10	3	7	104.2	43.5	259.3	1	1		76.9	90.9	0	8
FETAL DEATHS													
9 Total	4	2	2	41.7	29.0	74.1	2	2		153.8	181.8	0	9
10 Under 20 weeks gestation				0	0	0	1	1		76.9	90.9	0	10
11 20-27 weeks gestation	1	1		10.4	14.5	0	1	1		76.9	90.9	0	11
12 28 weeks and more	3	1	2	31.3	14.5	74.1				0	0	0	12
13 Unknown length of gestation				0	0	0				0	0	0	13
DEATHS													
14 Total, all ages	69	46	23	1815.8	1840.0	1769.2				0	0	•••	14
15 Under 1 year	8	4	4	83.3	58.0	148.1				0	0	0	15
16 Under 28 days	4	3	1	41.7	43.5	37.0				0	0	0	16
17 Deaths from immaturity				0	0	0				0	0	0	17
18 1-4 years **	2	1	1							0	0	0	18
19 Maternal deaths				0	0	0				0	0	0	19
CAUSE OF DEATH													
20 Tuberculosis, all forms (001-019)				0	0	0				0	0	•••	20
21 Syphilis and its sequelae (020-029)	1		1	26.3	0	76.9				0	0	•••	21
22 Typhoid fever (040)				0	0	0				0	0	•••	22
23 Dysentery, all forms (045-048)				0	0	0				0	0	•••	23
24 Scarlet fever (050)				0	0	0				0	0	•••	24
25 Streptococcal sore throat (051)				0	0	0				0	0	•••	25
26 Diphtheria (055)				0	0	0				0	0	•••	26
27 Whooping cough (056)	1		1	26.3	0	76.9				0	0	•••	27
28 Meningococcal infections (057)				0	0	0				0	0	•••	28
29 Acute poliomyelitis (080)				0	0	0				0	0	•••	29
30 Acute infectious encephalitis (082)				0	0	0				0	0	•••	30
31 Smallpox (084)				0	0	0				0	0	•••	31
32 Measles (085)	1	1		26.3	40.0	0				0	0	•••	32
33 Typhus and other rickettsial diseases (100-103, 105-108)				0	0	0				0	0	•••	33
34 Rocky Mountain spotted fever (104)				0	0	0				0	0	•••	34
35 Malaria (110-117)				0	0	0				0	0	•••	35
36 All other diseases classified as infective and parasitic (030-039, 041-044, 049, 052-054, 059-074, 081, 083, 086-096, 120-138)				0	0	0				0	0	•••	36
37 Malignant neoplasms, including neoplasms of lymphatic and haematopoietic tissues (140-205)	9	6	3	236.8	240.0	230.8				0	0	•••	37
38 Benign and unspecified neoplasms (210-239)				0	0	0				0	0	•••	38
39 Diabetes mellitus (260)				0	0	0				0	0	•••	39
40 Pellagra (281)				0	0	0				0	0	•••	40
41 Anemias (290-293)				0	0	0				0	0	•••	41
42 Vascular lesions affecting central nervous system (330-334)	13	8	5	342.1	320.0	384.6				0	0	•••	42
43 Nonmeningococcal meningitis (340)				0	0	0				0	0	•••	43
44 Rheumatic fever (400-402)				0	0	0				0	0	•••	44
45 Heart diseases (410-443)	23	18	5	605.3	720.0	384.6				0	0	•••	45
46 Hypertension without mention of heart (444-447)				0	0	0				0	0	•••	46
47 Influenza and pneumonia (480-483, 490-493)	5	2	3	131.6	80.0	230.8				0	0	•••	47
48 Bronchitis (500-502)				0	0	0				0	0	•••	48
49 Ulcer of stomach and duodenum (540-541)				0	0	0				0	0	•••	49
50 Appendicitis (550-553)				0	0	0				0	0	•••	50
51 Intestinal obstruction and hernia (560, 561, 570)				0	0	0				0	0	•••	51
52 Gastritis, duodenitis, enteritis and colitis (except diarrhea of the newborn) (543, 571, 572)	1		1	26.3	0	76.9				0	0	•••	52
53 Cirrhosis of liver (581)				0	0	0				0	0	•••	53
54 Nephritis and nephrosis (590-594)	2	1	1	52.6	40.0	76.9				0	0	•••	54
55 Hyperplasia of prostate (610)				0	0	0				0	0	•••	55
56 Complications of pregnancy, childbirth and the puerperium (640-652, 670-689)				0	0	0				0	0	•••	56
57 Congenital malformations (750-759)				0	0	0				0	0	•••	57
58 Birth injuries, postnatal asphyxia and atelactasia (760-762)	2	1	1	52.6	40.0	76.9				0	0	•••	58
59 Infection of the newborn (763-768)	1	1		26.3	40.0	0				0	0	•••	59
60 Other diseases peculiar to early infancy, and immaturity unqualified (769-776)				0	0	0				0	0	•••	60
61 Senility, without mention of psychosis (794)				0	0	0				0	0	•••	61
62 Ill-defined and unknown causes (780-793, 795)				0	0	0				0	0	•••	62
63 Motor vehicle accidents (E810-E835)	2	2		52.6	80.0	0				0	0	•••	63
64 All other accidents (E800-E802, E840-E962)	4	3	1	105.3	120.0	76.9				0	0	•••	64
65 Suicide (E963, E970, E979)				0	0	0				0	0	•••	65
66 Homicide (E964, E980-E985)				0	0	0				0	0	•••	66
67 All other diseases (residual)	4	3	1	105.3	120.0	76.9				0	0	•••	67

TABLE XIV-C VITAL STATISTICS, BY CITY, BY RACE, GEORGIA, 1958
POPULATION 2,500-9,999

ITEM	Eatonton						Elberton						
	Number			Rate or Ratio *			Number			Rate or Ratio *			
	Total	White	Non-White	Total	White	Non-White	Total	White	Non-White	Total	White	Non-White	
1 Estimated population	3,100	1,600	1,500				7,300	5,100	2,200				1
LIVE BIRTHS													
2 Total	104	37	67	33.5	23.1	44.7	183	109	74	25.1	21.4	33.6	2
3 Delivered in hospital	51	37	14	49.0%	100.0%	20.9%	160	109	51	87.4%	100.0%	68.9%	3
4 Delivered in home by physician	1	1	0	1.0%	0%	1.5%	1	1	0	0.5%	0%	1.4%	4
5 Delivered in home by midwife	52	0	52	50.0%	0%	77.6%	22	0	22	12.0%	0%	29.7%	5
6 Other deliveries	0	0	0	0%	0%	0%	0	0	0	0%	0%	0%	6
7 Immature births	10	5	5	96.2	135.1	74.6	18	7	11	98.4	64.2	148.6	7
8 Live births to un-wed mothers	22	1	21	211.5	27.0	313.4	13	0	13	71.0	0	175.7	8
FETAL DEATHS													
9 Total	6	1	5	57.7	27.0	74.6	5	2	3	27.3	18.3	40.5	9
10 Under 20 weeks gestation	0	0	0	0	0	0	1	1	0	5.5	9.2	0	10
11 20-27 weeks gestation	2	1	1	19.2	27.0	14.9	1	1	0	5.5	0	13.5	11
12 28 weeks and more	4	0	4	38.5	0	59.7	3	1	2	16.4	9.2	27.0	12
13 Unknown length of gestation	0	0	0	0	0	0	0	0	0	0	0	0	13
DEATHS													
14 Total, all ages	37	17	20	1193.5	1062.5	1333.3	63	43	20	863.0	843.1	909.1	14
15 Under 1 year	6	1	5	57.7	27.0	74.6	5	2	3	27.3	18.3	40.5	15
16 Under 28 days	5	1	4	48.1	27.0	59.7	4	2	2	21.9	18.3	27.0	16
17 Deaths from immaturity	1	0	1	9.6	0	14.9	2	1	1	10.9	9.2	13.5	17
18 1-4 years **	0	0	0	0	0	0	0	0	0	0	0	0	18
19 Maternal deaths	0	0	0	0	0	0	0	0	0	0	0	0	19
CAUSE OF DEATH													
20 Tuberculosis, all forms (001-019)	0	0	0	0	0	0	4	3	1	54.8	58.8	45.5	20
21 Syphilis and its sequelae (020-029)	1	0	1	32.3	0	66.7	0	0	0	0	0	0	21
22 Typhoid fever (040)	0	0	0	0	0	0	0	0	0	0	0	0	22
23 Dysentery, all forms (045-048)	0	0	0	0	0	0	0	0	0	0	0	0	23
24 Scarlet fever (050)	0	0	0	0	0	0	0	0	0	0	0	0	24
25 Streptococcal sore throat (051)	0	0	0	0	0	0	0	0	0	0	0	0	25
26 Diphtheria (055)	0	0	0	0	0	0	0	0	0	0	0	0	26
27 Whooping cough (056)	0	0	0	0	0	0	0	0	0	0	0	0	27
28 Meningococcal infections (057)	0	0	0	0	0	0	0	0	0	0	0	0	28
29 Acute poliomyelitis (080)	0	0	0	0	0	0	0	0	0	0	0	0	29
30 Acute infectious encephalitis (082)	0	0	0	0	0	0	0	0	0	0	0	0	30
31 Smallpox (084)	0	0	0	0	0	0	0	0	0	0	0	0	31
32 Measles (085)	0	0	0	0	0	0	0	0	0	0	0	0	32
33 Typhus and other rickettsial diseases (100-103, 105-108)	0	0	0	0	0	0	0	0	0	0	0	0	33
34 Rocky Mountain spotted fever (104)	0	0	0	0	0	0	0	0	0	0	0	0	34
35 Malaria (110-117)	0	0	0	0	0	0	0	0	0	0	0	0	35
36 All other diseases classified as infective and parasitic (030-039, 041-044, 049, 052-054, 059-074, 081, 083, 086-096, 120-138)	0	0	0	0	0	0	0	0	0	0	0	0	36
37 Malignant neoplasms, including neoplasms of lymphatic and haematopoietic tissues (140-205)	4	1	3	129.0	62.5	200.0	1	1	0	13.7	19.6	0	37
38 Benign and unspecified neoplasms (210-239)	0	0	0	0	0	0	0	0	0	0	0	0	38
39 Diabetes mellitus (260)	0	0	0	0	0	0	0	0	0	0	0	0	39
40 Pellagra (281)	1	1	0	32.3	62.5	0	0	0	0	0	0	0	40
41 Anemias (290-293)	0	0	0	0	0	0	0	0	0	0	0	0	41
42 Vascular lesions affecting central nervous system (330-334)	11	7	4	354.8	437.5	266.7	12	9	3	164.4	176.5	136.4	42
43 Nonmeningococcal meningitis (340)	1	0	1	32.3	0	66.7	0	0	0	0	0	0	43
44 Rheumatic fever (400-402)	0	0	0	0	0	0	0	0	0	0	0	0	44
45 Heart diseases (410-443)	9	3	6	290.3	187.5	400.0	21	12	9	287.7	235.3	409.1	45
46 Hypertension without mention of heart (444-447)	0	0	0	0	0	0	2	1	1	27.4	19.6	45.5	46
47 Influenza and pneumonia (480-483, 490-493)	0	0	0	0	0	0	0	0	0	0	0	0	47
48 Bronchitis (500-502)	0	0	0	0	0	0	0	0	0	0	0	0	48
49 Ulcer of stomach and duodenum (540-541)	0	0	0	0	0	0	2	2	0	27.4	39.2	0	49
50 Appendicitis (550-553)	0	0	0	0	0	0	0	0	0	0	0	0	50
51 Intestinal obstruction and hernia (560, 561, 570)	1	1	0	32.3	62.5	0	0	0	0	0	0	0	51
52 Gastritis, duodenitis, enteritis and colitis (except diarrhea of the newborn) (543, 571, 572)	0	0	0	0	0	0	0	0	0	0	0	0	52
53 Cirrhosis of liver (581)	0	0	0	0	0	0	2	2	0	27.4	39.2	0	53
54 Nephritis and nephrosis (590-594)	1	1	0	32.3	62.5	0	2	2	0	27.4	39.2	0	54
55 Hyperplasia of prostate (610)	0	0	0	0	0	0	0	0	0	0	0	0	55
56 Complications of pregnancy, childbirth and the puerperium (640-652, 670-689)	0	0	0	0	0	0	0	0	0	0	0	0	56
57 Congenital malformations (750-759)	1	0	1	32.3	0	66.7	0	0	0	0	0	0	57
58 Birth injuries, postnatal asphyxia and atelectasis (760-762)	1	1	0	32.3	62.5	0	0	0	0	0	0	0	58
59 Infection of the newborn (763-768)	1	0	1	32.3	0	66.7	2	1	1	27.4	19.6	45.5	59
60 Other diseases peculiar to early infancy, and immaturity unqualified (769-776)	1	0	1	32.3	0	66.7	0	0	0	0	0	0	60
61 Senility, without mention of psychosis (794)	1	1	0	32.3	62.5	0	3	1	2	41.1	19.6	90.9	61
62 Ill-defined and unknown causes (780-793, 795)	0	0	0	0	0	0	0	0	0	0	0	0	62
63 Motor vehicle accidents (E810-E835)	0	0	0	0	0	0	1	1	0	13.7	19.6	0	63
64 All other accidents (E800-E802, E840-E962)	1	0	1	32.3	0	66.7	3	1	2	41.1	19.6	90.9	64
65 Suicide (E963, E970, E979)	0	0	0	0	0	0	0	0	0	0	0	0	65
66 Homicide (E964, E980-E985)	0	0	0	0	0	0	0	0	0	0	0	0	66
67 All other diseases (residual)	2	1	1	64.5	62.5	66.7	8	7	1	109.6	137.3	45.5	67

TABLE XIV-C VITAL STATISTICS, BY CITY, BY RACE, GEORGIA, 1958
POPULATION 2,500-9,999

ITEM	Fitzgerald						Forest Park						
	Number			Rate or Ratio *			Number			Rate or Ratio *			
	Total	White	Non-White	Total	White	Non-White	Total	White	Non-White	Total	White	Non-White	
1 Estimated population	8,800	5,800	3,000				7,600	6,900	700				1
LIVE BIRTHS													
2 Total	173	79	94	19.7	13.6	31.3	330	317	13	43.4	45.9	18.6	2
3 Delivered in hospital	129	79	50	74.6%	100.0%	53.2%	327	317	10	99.1%	100.0%	76.9%	3
4 Delivered in home by physician	-	-	-	0%	0%	0%	1	-	1	0.3%	0%	7.7%	4
5 Delivered in home by midwife	44	-	44	25.4%	0%	46.8%	1	-	1	0.3%	0%	7.7%	5
6 Other deliveries	-	-	-	0%	0%	0%	1	-	1	0.3%	0%	7.7%	6
7 Immature births	18	8	10	104.0	101.3	106.4	18	14	4	54.5	44.2	307.7	7
8 Live births to un-wed mothers	30	2	28	173.4	25.3	297.9	7	3	4	21.2	9.5	307.7	8
FETAL DEATHS													
9 Total	7	4	3	40.5	50.6	31.9	15	14	1	45.5	44.2	76.9	9
10 Under 20 weeks gestation	2	1	1	11.6	12.7	10.6	10	10	-	30.3	31.5	0	10
11 20-27 weeks gestation	1	-	1	5.8	0	10.6	1	1	-	3.0	3.2	0	11
12 28 weeks and more	4	3	1	23.1	38.0	10.6	4	3	1	12.1	9.5	76.9	12
13 Unknown length of gestation	-	-	-	0	0	0	-	-	-	0	0	0	13
DEATHS													
14 Total, all ages	114	77	37	1295.5	1327.6	1233.3	42	40	2	552.6	579.7	285.7	14
15 Under 1 year	5	3	2	28.9	38.0	21.3	10	8	2	30.3	25.2	153.8	15
16 Under 28 days	3	2	1	17.3	25.3	10.6	7	6	1	21.2	18.9	76.9	16
17 Deaths from immaturity	1	1	-	5.8	12.7	0	1	1	-	3.0	3.2	0	17
18 1-4 years **	1	1	-	-	-	-	2	2	-	-	-	-	18
19 Maternal deaths	-	-	-	0	0	0	-	-	-	0	0	0	19
CAUSE OF DEATH													
20 Tuberculosis, all forms (001-019)	1	1	-	11.4	17.2	0	-	-	-	0	0	0	20
21 Syphilis and its sequelae (020-029)	-	-	-	0	0	0	-	-	-	0	0	0	21
22 Typhoid fever (040)	-	-	-	0	0	0	-	-	-	0	0	0	22
23 Dysentery, all forms (045-048)	-	-	-	0	0	0	-	-	-	0	0	0	23
24 Scarlet fever (050)	-	-	-	0	0	0	-	-	-	0	0	0	24
25 Streptococcal sore throat (051)	-	-	-	0	0	0	-	-	-	0	0	0	25
26 Diphtheria (055)	-	-	-	0	0	0	-	-	-	0	0	0	26
27 Whooping cough (056)	-	-	-	0	0	0	-	-	-	0	0	0	27
28 Meningococcal infections (057)	-	-	-	0	0	0	-	-	-	0	0	0	28
29 Acute poliomyelitis (080)	-	-	-	0	0	0	-	-	-	0	0	0	29
30 Acute infectious encephalitis (082)	-	-	-	0	0	0	-	-	-	0	0	0	30
31 Smallpox (084)	-	-	-	0	0	0	-	-	-	0	0	0	31
32 Measles (085)	-	-	-	0	0	0	-	-	-	0	0	0	32
33 Typhus and other rickettsial diseases (100-103, 105-108)	-	-	-	0	0	0	-	-	-	0	0	0	33
34 Rocky Mountain spotted fever (104)	-	-	-	0	0	0	-	-	-	0	0	0	34
35 Malaria (110-117)	-	-	-	0	0	0	-	-	-	0	0	0	35
36 All other diseases classified as infective and parasitic (030-039, 041-044, 049, 052-054, 059-074, 081, 083, 086-096, 120-138)	-	-	-	0	0	0	-	-	-	0	0	0	36
37 Malignant neoplasms, including neoplasms of lymphatic and haematopoietic tissues (140-205)	19	13	6	215.9	224.1	200.0	9	9	-	118.4	130.4	0	37
38 Benign and unspecified neoplasms (210-239)	1	-	1	11.4	0	33.3	-	-	-	0	0	0	38
39 Diabetes mellitus (260)	4	1	3	45.5	17.2	100.0	1	1	-	13.2	14.5	0	39
40 Pellagra (281)	-	-	-	0	0	0	-	-	-	0	0	0	40
41 Anemias (290-293)	1	-	1	11.4	0	33.3	-	-	-	0	0	0	41
42 Vascular lesions affecting central nervous system (330-334)	25	16	9	284.1	275.9	300.0	1	1	-	13.2	14.5	0	42
43 Nonmeningococcal meningitis (340)	-	-	-	0	0	0	-	-	-	0	0	0	43
44 Rheumatic fever (400-402)	-	-	-	0	0	0	-	-	-	0	0	0	44
45 Heart diseases (410-443)	27	20	7	306.8	344.8	233.3	15	15	-	197.4	217.4	0	45
46 Hypertension without mention of heart (444-447)	2	1	1	22.7	17.2	33.3	-	-	-	0	0	0	46
47 Influenza and pneumonia (480-483, 490-493)	4	3	1	45.5	51.7	33.3	2	2	-	26.3	29.0	0	47
48 Bronchitis (500-502)	-	-	-	0	0	0	-	-	-	0	0	0	48
49 Ulcer of stomach and duodenum (540-541)	-	-	-	0	0	0	-	-	-	0	0	0	49
50 Appendicitis (550-553)	-	-	-	0	0	0	-	-	-	0	0	0	50
51 Intestinal obstruction and hernia (560, 561, 570)	-	-	-	0	0	0	-	-	-	0	0	0	51
52 Gastritis, duodenitis, enteritis and colitis (except diarrhea of the newborn) (543, 571, 572)	-	-	-	0	0	0	-	-	-	0	0	0	52
53 Cirrhosis of liver (581)	-	-	-	0	0	0	-	-	-	0	0	0	53
54 Nephritis and nephrosis (590-594)	-	-	-	0	0	0	-	-	-	0	0	0	54
55 Hyperplasia of prostate (610)	2	2	-	22.7	34.5	0	-	-	-	0	0	0	55
56 Complications of pregnancy, childbirth and the puerperium (640-652, 670-689)	-	-	-	0	0	0	-	-	-	0	0	0	56
57 Congenital malformations (750-759)	-	1	-	0	0	0	3	2	1	39.5	29.0	142.9	57
58 Birth injuries, postnatal asphyxia and oleletosis (760-762)	2	1	1	22.7	17.2	33.3	2	2	-	26.3	29.0	0	58
59 Infection of the newborn (763-768)	-	-	-	0	0	0	-	-	-	0	0	0	59
60 Other diseases peculiar to early infancy, and immaturity unqualified (769-776)	1	1	-	11.4	17.2	0	3	3	-	39.5	43.5	0	60
61 Senility, without mention of psychosis (794)	1	1	-	11.4	17.2	0	-	-	-	0	0	0	61
62 Ill-defined and unknown causes (780-793, 795)	-	-	-	0	0	0	-	-	-	0	0	0	62
63 Motor vehicle accidents (E810-E835)	3	2	1	34.1	34.5	33.3	1	1	-	13.2	14.5	0	63
64 All other accidents (E800-E802, E840-E962)	8	5	3	90.9	86.2	100.0	1	1	-	13.2	14.5	0	64
65 Suicide (E963, E970, E979)	1	1	-	11.4	17.2	0	-	-	-	0	0	0	65
66 Homicide (E964, E980-E985)	2	-	2	22.7	0	66.7	-	-	-	0	0	0	66
67 All other diseases (residual)	10	9	1	113.6	155.2	33.3	4	3	1	52.6	43.5	142.9	67

TABLE XIV-C VITAL STATISTICS, BY CITY, BY RACE, GEORGIA, 1958
POPULATION 2,500-9,999

ITEM	Forsyth						Fort Valley					
	Number			Rate or Ratio *			Number			Rate or Ratio *		
	Total	White	Non-White	Total	White	Non-White	Total	White	Non-White	Total	White	Non-White
1 Estimated population	3,700	2,100	1,600				8,400	3,200	5,200			
LIVE BIRTHS												
2 Total	66	28	38	17.8	13.3	23.8	212	65	147	25.2	20.3	28.3
3 Delivered in hospital	45	28	17	68.2%	100.0%	44.7%	158	65	93	74.5%	100.0%	63.3%
4 Delivered in home by physician	-	-	-	0%	0%	0%	7	-	7	3.3%	0%	4.8%
5 Delivered in home by midwife	21	-	21	31.8%	0%	55.3%	47	-	47	22.2%	0%	32.0%
6 Other deliveries	-	-	-	0%	0%	0%	-	-	-	0%	0%	0%
7 Immature births	4	1	3	60.6	35.7	78.9	18	2	16	84.9	30.8	108.8
8 Live births to un-wed mothers	10	1	9	151.5	35.7	236.8	32	-	32	150.9	0	217.7
FETAL DEATHS												
9 Total	8	-	8	121.2	0	210.5	3	-	3	14.2	0	20.4
10 Under 20 weeks gestation	3	-	3	45.5	0	78.9	1	-	1	4.7	0	6.8
11 20-27 weeks gestation	3	-	3	45.5	0	78.9	-	-	-	0	0	0
12 28 weeks and more	2	-	2	30.3	0	52.6	2	-	2	9.4	0	13.6
13 Unknown length of gestation	-	-	-	0	0	0	-	-	-	0	0	0
DEATHS												
14 Total, all ages	43	22	21	1162.2	1047.6	1312.5	84	25	59	1000.0	781.3	1134.6
15 Under 1 year	-	-	-	0	0	0	7	-	7	33.0	0	47.6
16 Under 28 days	-	-	-	0	0	0	3	-	3	14.2	0	20.4
17 Deaths from immaturity	-	-	-	0	0	0	2	-	2	9.4	0	13.6
18 1-4 years **	-	-	-	0	0	0	1	-	1	-	0	0
19 Maternal deaths	-	-	-	0	0	0	-	-	-	0	0	0
CAUSE OF DEATH												
20 Tuberculosis, all forms (001-019)	-	-	-	0	0	0	-	-	-	0	0	0
21 Syphilis and its sequelae (020-029)	-	-	-	0	0	0	2	1	1	23.8	31.3	19.2
22 Typhoid fever (040)	-	-	-	0	0	0	-	-	-	0	0	0
23 Dysentery, all forms (045-048)	-	-	-	0	0	0	-	-	-	0	0	0
24 Scarlet fever (050)	-	-	-	0	0	0	-	-	-	0	0	0
25 Streptococcal sore throat (051)	-	-	-	0	0	0	-	-	-	0	0	0
26 Diphtheria (055)	-	-	-	0	0	0	-	-	-	0	0	0
27 Whooping cough (056)	-	-	-	0	0	0	-	-	-	0	0	0
28 Meningococcal infections (057)	-	-	-	0	0	0	-	-	-	0	0	0
29 Acute poliomyelitis (080)	-	-	-	0	0	0	-	-	-	0	0	0
30 Acute infectious encephalitis (082)	-	-	-	0	0	0	-	-	-	0	0	0
31 Smallpox (084)	-	-	-	0	0	0	-	-	-	0	0	0
32 Measles (085)	-	-	-	0	0	0	-	-	-	0	0	0
33 Typhus and other rickettsial diseases (100-103, 105-108)	-	-	-	0	0	0	-	-	-	0	0	0
34 Rocky Mountain spotted fever (104)	-	-	-	0	0	0	-	-	-	0	0	0
35 Malaria (110-117)	-	-	-	0	0	0	-	-	-	0	0	0
36 All other diseases classified as infective and parasitic (030-039, 041-044, 049, 052-054, 059-074, 081, 083, 086-096, 120-138)	-	-	-	0	0	0	-	-	-	0	0	0
37 Malignant neoplasms, including neoplasms of lymphatic and haemopoietic tissues (140-205)	3	3	-	81.1	142.9	0	6	4	2	71.4	125.0	38.5
38 Benign and unspecified neoplasms (210-239)	-	-	-	0	0	0	-	-	-	0	0	0
39 Diabetes mellitus (260)	1	-	-	27.0	0	62.5	2	-	2	23.8	0	38.5
40 Pellagra (281)	1	-	-	27.0	47.6	0	-	-	-	0	0	0
41 Anemias (290-293)	-	-	-	0	0	0	-	-	-	0	0	0
42 Vascular lesions affecting central nervous system (330-334)	13	5	8	351.4	238.1	500.0	5	1	4	59.5	31.3	76.9
43 Nonmeningococcal meningitis (340)	-	-	-	0	0	0	1	-	1	11.9	0	19.2
44 Rheumatic fever (400-402)	-	-	-	0	0	0	-	-	-	0	0	0
45 Heart diseases (410-443)	17	8	9	459.5	381.0	562.5	45	16	29	535.7	500.0	557.7
46 Hypertension without mention of heart (444-447)	2	1	1	54.1	47.6	62.5	-	-	-	0	0	0
47 Influenza and pneumonia (480-483, 490-493)	-	-	-	0	0	0	5	1	4	59.5	31.3	76.9
48 Bronchitis (500-502)	-	-	-	0	0	0	-	-	-	0	0	0
49 Ulcer of stomach and duodenum (540-541)	-	-	-	0	0	0	-	-	-	0	0	0
50 Appendicitis (550-553)	-	-	-	0	0	0	-	-	-	0	0	0
51 Intestinal obstruction and hernia (560, 561, 570)	-	-	-	0	0	0	-	-	-	0	0	0
52 Gastritis, duodenitis, enteritis and colitis (except diarrhea of the newborn) (543, 571, 572)	-	-	-	0	0	0	-	-	-	0	0	0
53 Cirrhosis of liver (581)	-	-	-	0	0	0	1	-	1	11.9	0	19.2
54 Nephritis and nephrosis (590-594)	1	-	-	27.0	0	62.5	2	-	2	23.8	0	38.5
55 Hyperplasia of prostate (610)	-	-	-	0	0	0	-	-	-	0	0	0
56 Complications of pregnancy, childbirth and the puerperium (640-652, 670-689)	-	-	-	0	0	0	-	-	-	0	0	0
57 Congenital malformations (750-759)	-	-	-	0	0	0	-	-	-	0	0	0
58 Birth injuries, postnatal asphyxia and osteletosis (760-762)	-	-	-	0	0	0	1	-	1	11.9	0	19.2
59 Infection of the newborn (763-768)	-	-	-	0	0	0	-	-	-	0	0	0
60 Other diseases peculiar to early infancy, and immaturity unqualified (769-776)	-	-	-	0	0	0	-	-	-	0	0	0
61 Senility, without mention of psychosis (794)	-	-	-	0	0	0	2	-	2	23.8	0	38.5
62 Ill-defined and unknown causes (780-793, 795)	1	1	-	27.0	47.6	0	1	-	1	11.9	0	19.2
63 Motor vehicle accidents (E810-E835)	-	-	-	0	0	0	1	-	1	11.9	0	19.2
64 All other accidents (E800-E802, E840-E962)	-	-	-	0	0	0	2	-	2	23.8	0	38.5
65 Suicide (E963, E970, E979)	-	-	-	0	0	0	3	1	2	35.7	31.3	38.5
66 Homicide (E964, E980-E985)	-	-	-	0	0	0	2	-	2	23.8	0	38.5
67 All other diseases (residual)	4	3	1	108.1	142.9	62.5	3	1	2	35.7	31.3	38.5

TABLE XIV-C VITAL STATISTICS, BY CITY, BY RACE, GEORGIA, 1958
POPULATION 2,500- 9,999

ITEM	Greensboro						Hartwell						
	Number			Rate or Ratio *			Number			Rate or Ratio *			
	Total	White	Non-White	Total	White	Non-White	Total	White	Non-White	Total	White	Non-White	
1 Estimated population	3,000	1,700	1,300				3,500	2,800	700				1
LIVE BIRTHS													
2 Total	110	42	68	36.7	24.7	52.3	97	78	19	27.7	27.9	27.1	2
3 Delivered in hospital	104	42	62	94.5%	100.0%	91.2%	89	78	11	91.8%	100.0%	57.9%	3
4 Delivered in home by physician	2	-	2	1.8%	0%	2.9%	1	-	1	1.0%	0%	5.3%	4
5 Delivered in home by midwife	4	-	4	3.6%	0%	5.9%	7	-	7	7.2%	0%	36.8%	5
6 Other deliveries	2	-	2	0%	0%	0%	1	-	1	0%	0%	0%	6
7 Immature births	8	-	8	72.7	0	117.6	4	4	-	41.2	51.3	0	7
8 Live births to un-wed mothers	23	1	22	209.1	23.8	323.5	7	2	5	72.2	25.6	263.2	8
FETAL DEATHS													
9 Total	1	-	1	9.1	0	14.7	4	-	4	41.2	0	210.5	9
10 Under 20 weeks gestation	-	-	-	0	0	0	-	-	-	0	0	0	10
11 20-27 weeks gestation	-	-	-	0	0	0	-	-	-	0	0	0	11
12 28 weeks and more	-	-	-	0	0	0	3	-	3	30.9	0	157.9	12
13 Unknown length of gestation	1	-	1	9.1	0	14.7	1	-	1	10.3	0	52.6	13
DEATHS													
14 Total, all ages	32	21	11	1066.7	1235.3	846.2	37	29	8	1057.1	1035.7	1142.9	14
15 Under 1 year	1	-	1	9.1	0	14.7	4	3	1	41.2	38.5	52.6	15
16 Under 28 days	-	-	-	0	0	0	3	3	-	30.9	38.5	0	16
17 Deaths from immaturity	-	-	-	0	0	0	-	-	-	0	0	0	17
18 1-4 years **	1	1	-	-	-	-	1	1	-	-	-	-	18
19 Maternal deaths	-	-	-	0	0	0	-	-	-	0	0	0	19
CAUSE OF DEATH													
20 Tuberculosis, all forms (001-019)	-	-	-	0	0	0	-	-	-	0	0	0	20
21 Syphilis and its sequelae (020-029)	-	-	-	0	0	0	1	1	-	28.6	35.7	0	21
22 Typhoid fever (040)	-	-	-	0	0	0	-	-	-	0	0	0	22
23 Dysentery, all forms (045-048)	-	-	-	0	0	0	-	-	-	0	0	0	23
24 Scarlet fever (050)	-	-	-	0	0	0	-	-	-	0	0	0	24
25 Streptococcal sore throat (051)	-	-	-	0	0	0	-	-	-	0	0	0	25
26 Diphtheria (055)	-	-	-	0	0	0	-	-	-	0	0	0	26
27 Whooping cough (056)	-	-	-	0	0	0	-	-	-	0	0	0	27
28 Meningococcal infections (057)	-	-	-	0	0	0	-	-	-	0	0	0	28
29 Acute poliomyelitis (080)	-	-	-	0	0	0	-	-	-	0	0	0	29
30 Acute infectious encephalitis (082)	-	-	-	0	0	0	1	1	1	28.6	0	142.9	30
31 Smallpox (084)	-	-	-	0	0	0	-	-	-	0	0	0	31
32 Measles (085)	-	-	-	0	0	0	-	-	-	0	0	0	32
33 Typhus and other rickettsial diseases (100-103, 105-108)	-	-	-	0	0	0	-	-	-	0	0	0	33
34 Rocky Mountain spotted fever (104)	-	-	-	0	0	0	-	-	-	0	0	0	34
35 Malaria (110-117)	-	-	-	0	0	0	-	-	-	0	0	0	35
36 All other diseases classified as infective and parasitic (030-039, 041-044, 049, 052-054, 059-074, 081, 083, 086-096, 120-138)	-	-	-	0	0	0	-	-	-	0	0	0	36
37 Malignant neoplasms, including neoplasms of lymphatic and haematopoietic tissues (140-205)	2	1	1	66.7	58.8	76.9	6	6	-	171.4	214.3	0	37
38 Benign and unspecified neoplasms (210-239)	-	-	-	0	0	0	-	-	-	0	0	0	38
39 Diabetes mellitus (260)	1	1	-	33.3	0	76.9	1	1	-	28.6	35.7	0	39
40 Pellagra (281)	-	-	-	0	0	0	-	-	-	0	0	0	40
41 Anemias (290-293)	-	-	-	0	0	0	-	-	-	0	0	0	41
42 Vascular lesions affecting central nervous system (330-334)	7	5	2	233.3	294.1	153.8	4	4	-	114.3	142.9	0	42
43 Nonmeningococcal meningitis (340)	-	-	-	0	0	0	-	-	-	0	0	0	43
44 Rheumatic fever (400-402)	-	-	-	0	0	0	-	-	-	0	0	0	44
45 Heart diseases (410-443)	10	6	4	333.3	352.9	307.7	14	10	4	400.0	357.1	571.4	45
46 Hypertension without mention of heart (444-447)	-	-	-	0	0	0	-	-	-	0	0	0	46
47 Influenza and pneumonia (480-483, 490-493)	3	2	1	100.0	117.6	76.9	-	-	-	0	0	0	47
48 Bronchitis (500-502)	1	-	-	33.3	58.8	0	-	-	-	0	0	0	48
49 Ulcer of stomach and duodenum (540-541)	-	-	-	0	0	0	1	1	-	28.6	35.7	0	49
50 Appendicitis (550-553)	-	-	-	0	0	0	-	-	-	0	0	0	50
51 Intestinal obstruction and hernia (560, 561, 570)	-	-	-	0	0	0	-	-	-	0	0	0	51
52 Gastritis, duodenitis, enteritis and colitis (except diarrhea of the newborn) (543, 571, 572)	-	-	-	0	0	0	-	-	-	0	0	0	52
53 Cirrhosis of liver (581)	-	-	-	0	0	0	-	-	-	0	0	0	53
54 Nephritis and nephrosis (590-594)	-	-	-	0	0	0	2	-	2	57.1	0	285.7	54
55 Hyperplasia of prostate (610)	-	-	-	0	0	0	-	-	-	0	0	0	55
56 Complications of pregnancy, childbirth and the puerperium (640-652, 670-689)	-	-	-	0	0	0	-	-	-	0	0	0	56
57 Congenital malformations (750-759)	-	-	-	0	0	0	1	1	-	28.6	35.7	0	57
58 Birth injuries, postnatal asphyxia and atelectasis (760-762)	-	-	-	0	0	0	2	2	-	57.1	71.4	0	58
59 Infection of the newborn (763-768)	-	-	-	0	0	0	-	-	-	0	0	0	59
60 Other diseases peculiar to early infancy, and immaturity unqualified (769-776)	-	-	-	0	0	0	-	-	-	0	0	0	60
61 Senility, without mention of psychosis (794)	-	-	-	0	0	0	-	-	-	0	0	0	61
62 Ill-defined and unknown causes (780-793, 795)	1	1	-	33.3	58.8	0	-	-	-	0	0	0	62
63 Motor vehicle accidents (E810-E835)	-	-	-	0	0	0	2	2	-	57.1	71.4	0	63
64 All other accidents (E800-E802, E840-E962)	3	1	2	100.0	58.8	153.8	-	-	-	0	0	0	64
65 Suicide (E963, E970, E979)	-	-	-	0	0	0	-	-	-	0	0	0	65
66 Homicide (E964, E980-E985)	-	-	-	0	0	0	-	-	-	0	0	0	66
67 All other diseases (residual)	4	4	-	133.3	235.3	0	2	1	1	57.1	35.7	142.9	67

TABLE XIV-C VITAL STATISTICS, BY CITY, BY RACE, GEORGIA, 1958

POPULATION 2,500-9,999

ITEM	Hawkinsville						Hazlehurst						
	Number			Rate or Ratio *			Number			Rate or Ratio *			
	Total	White	Non-White	Total	White	Non-White	Total	White	Non-White	Total	White	Non-White	
1 Estimated population	3,700	2,300	1,400				3,500	2,600	900				1
LIVE BIRTHS													
2 Total	115	59	56	31.1	25.7	40.0	102	66	36	29.1	25.4	40.0	2
3 Delivered in hospital	85	57	28	73.9%	96.6%	50.0%	60	58	2	58.8%	87.9%	5.6%	3
4 Delivered in home by physician	1	1	0	0.9%	1.7%	0%	12	6	6	11.8%	9.1%	16.7%	4
5 Delivered in home by midwife	28	1	27	24.3%	1.7%	48.2%	30	2	28	29.4%	3.0%	77.8%	5
6 Other deliveries	1	1	0	0.9%	0%	1.8%	1	0	1	0%	0%	0%	6
7 Immature births	10	4	6	87.0	67.8	107.1	8	6	2	78.4	90.9	55.6	7
8 Live births to un-wed mothers	19	1	18	165.2	16.9	321.4	9	1	8	88.2	15.2	222.2	8
FETAL DEATHS													
9 Total	8	3	5	69.6	50.8	89.3	3	1	2	29.4	15.2	55.6	9
10 Under 20 weeks gestation	4	2	2	34.8	33.9	35.7	2	1	1	0	0	0	10
11 20-27 weeks gestation	1	1	0	0	0	0	2	1	1	19.6	15.2	27.8	11
12 28 weeks and more	3	1	2	26.1	0	53.6	1	0	1	0	0	0	12
13 Unknown length of gestation	1	1	0	8.7	16.9	0	1	0	1	9.8	0	27.8	13
DEATHS													
14 Total, all ages	48	25	23	1297.3	1087.0	1642.9	31	25	6	885.7	961.5	666.7	14
15 Under 1 year	5	3	2	43.5	50.8	35.7	3	1	2	29.4	15.2	55.6	15
16 Under 28 days	5	3	2	43.5	50.8	35.7	2	1	1	19.6	15.2	27.8	16
17 Deaths from immaturity	1	1	0	8.7	16.9	0	1	1	0	9.8	15.2	0	17
18 1-4 years **	2	2	0				1	1	0				18
19 Maternal deaths	1	1	0	0	0	0	1	0	0	0	0	0	19
CAUSE OF DEATH													
20 Tuberculosis, all forms (001-019)	2	1	1	54.1	0	142.9	1	1	0	0	0	0	20
21 Syphilis and its sequelae (020-029)	1	1	0	0	0	0	1	1	0	0	0	0	21
22 Typhoid fever (040)	1	1	0	0	0	0	1	1	0	0	0	0	22
23 Dysentery, all forms (045-048)	1	1	0	0	0	0	1	1	0	0	0	0	23
24 Scarlet fever (050)	1	1	0	0	0	0	1	1	0	0	0	0	24
25 Streptococcal sore throat (051)	1	1	0	0	0	0	1	1	0	0	0	0	25
26 Diphtheria (055)	1	1	0	0	0	0	1	1	0	0	0	0	26
27 Whooping cough (056)	1	1	0	0	0	0	1	1	0	0	0	0	27
28 Meningococcal infections (057)	1	1	0	0	0	0	1	1	0	0	0	0	28
29 Acute poliomyelitis (080)	1	1	0	0	0	0	1	1	0	0	0	0	29
30 Acute infectious encephalitis (082)	1	1	0	0	0	0	1	1	0	0	0	0	30
31 Smallpox (084)	1	1	0	0	0	0	1	1	0	0	0	0	31
32 Measles (085)	1	1	0	0	0	0	1	1	0	0	0	0	32
33 Typhus and other rickettsial diseases (100-103, 105-108)	1	1	0	0	0	0	1	1	0	0	0	0	33
34 Rocky Mountain spotted fever (104)	1	1	0	0	0	0	1	1	0	0	0	0	34
35 Malaria (110-117)	1	1	0	0	0	0	1	1	0	0	0	0	35
36 All other diseases classified as infective and parasitic (030-039, 041-044, 049, 052-054, 059-074, 081, 083, 086-096, 120-138)	1	1	0	0	0	0	1	1	0	0	0	0	36
37 Malignant neoplasms, including neoplasms of lymphatic and hematopoietic tissues (140-205)	5	4	1	135.1	173.9	71.4	2	2	1	57.1	76.9	0	37
38 Benign and unspecified neoplasms (210-239)	1	1	0	0	0	0	1	1	0	0	0	0	38
39 Diabetes mellitus (260)	1	1	0	27.0	43.5	0	1	1	0	0	0	0	39
40 Pellagra (281)	1	1	0	0	0	0	1	1	0	0	0	0	40
41 Anemias (290-293)	1	1	0	0	0	0	1	1	0	0	0	0	41
42 Vascular lesions affecting central nervous system (330-334)	11	4	7	297.3	173.9	500.0	8	8	3	228.6	307.7	0	42
43 Nonmeningococcal meningitis (340)	1	1	0	0	0	0	1	1	0	0	0	0	43
44 Rheumatic fever (400-402)	1	1	0	0	0	0	1	1	0	0	0	0	44
45 Heart diseases (410-443)	10	5	5	270.3	217.4	357.1	9	8	1	257.1	307.7	111.1	45
46 Hypertension without mention of heart (444-447)	1	1	0	0	0	0	1	1	0	0	0	0	46
47 Influenza and pneumonia (480-483, 490-493)	2	1	1	54.1	43.5	71.4	1	1	0	28.6	38.5	0	47
48 Bronchitis (500-502)	1	1	0	0	0	0	1	1	0	0	0	0	48
49 Ulcer of stomach and duodenum (540-541)	1	1	0	0	0	0	1	1	0	0	0	0	49
50 Appendicitis (550-553)	1	1	0	0	0	0	1	1	0	0	0	0	50
51 Intestinal obstruction and hernia (560, 561, 570)	1	1	0	27.0	43.5	0	1	1	0	0	0	0	51
52 Gastritis, duodenitis, enteritis and colitis (except diarrhea of the newborn) (543, 571, 572)	1	1	0	0	0	0	1	1	0	28.6	0	111.1	52
53 Cirrhosis of liver (581)	1	1	0	0	0	0	1	1	0	0	0	0	53
54 Nephritis and nephrosis (590-594)	1	1	0	27.0	43.5	0	1	1	0	0	0	0	54
55 Hyperplasia of prostate (610)	1	1	0	0	0	0	1	1	0	28.6	0	111.1	55
56 Complications of pregnancy, childbirth and the puerperium (640-652, 670-689)	1	1	0	0	0	0	1	1	0	0	0	0	56
57 Congenital malformations (750-759)	1	1	0	0	0	0	1	1	0	0	0	0	57
58 Birth injuries, postnatal asphyxia and atelectasis (760-762)	1	1	0	0	0	0	1	1	0	0	0	0	58
59 Infection of the newborn (763-768)	1	1	0	0	0	0	1	1	0	28.6	0	111.1	59
60 Other diseases peculiar to early infancy, and immaturity unqualified (769-776)	1	1	0	0	0	0	1	1	0	0	0	0	60
61 Senility, without mention of psychosis (794)	1	1	0	27.0	43.5	0	1	1	0	28.6	38.5	0	61
62 Ill-defined and unknown causes (780-793, 795)	4	1	3	108.1	43.5	214.3	1	1	0	0	0	0	62
63 Motor vehicle accidents (E810-E835)	1	1	0	27.0	0	71.4	2	1	1	57.1	38.5	111.1	63
64 All other accidents (E800-E802, E840-E962)	2	1	1	54.1	43.5	71.4	1	1	0	0	0	0	64
65 Suicide (E963, E970, E979)	1	1	0	27.0	43.5	0	1	1	0	0	0	0	65
66 Homicide (E964, E980-E985)	1	1	0	0	0	0	1	1	0	0	0	0	66
67 All other diseases (residual)	6	4	2	162.2	173.9	142.9	5	4	1	142.9	153.8	111.1	67

TABLE XIV-C VITAL STATISTICS, BY CITY, BY RACE, GEORGIA, 1958
POPULATION 2,500-9,999

ITEM	Hogansville						Jesup						
	Number			Rate or Ratio *			Number			Rate or Ratio *			
	Total	White	Non-White	Total	White	Non-White	Total	White	Non-White	Total	White	Non-White	
1 Estimated population	3,900	2,600	1,300				6,000	4,100	1,900				1
LIVE BIRTHS													
2 Total	112	55	57	28.7	21.2	43.8	231	153	78	38.5	37.3	41.1	2
3 Delivered in hospital	96	55	41	85.7%	100.0%	71.9%	229	153	76	99.1%	100.0%	97.4%	3
4 Delivered in home by physician	-	-	-	0%	0%	0%	2	-	2	0.9%	0%	2.6%	4
5 Delivered in home by midwife	16	-	16	14.3%	0%	28.1%	-	-	-	0%	0%	0%	5
6 Other deliveries	-	-	-	0%	0%	0%	-	-	-	0%	0%	0%	6
7 Immature births	13	5	8	116.1	90.9	140.4	18	10	8	77.9	65.4	102.6	7
8 Live births to un-wed mothers	14	1	13	125.0	18.2	228.1	23	2	21	99.6	13.1	269.2	8
FETAL DEATHS													
9 Total	2	1	1	17.9	18.2	17.5	8	5	3	34.6	32.7	38.5	9
10 Under 20 weeks gestation	2	1	1	17.9	18.2	17.5	2	2	-	8.7	13.1	0	10
11 20-27 weeks gestation	-	-	-	0	0	0	1	-	1	4.3	0	12.8	11
12 28 weeks and more	-	-	-	0	0	0	4	2	2	17.3	13.1	25.6	12
13 Unknown length of gestation	-	-	-	0	0	0	1	1	-	4.3	6.5	0	13
DEATHS													
14 Total, all ages	42	25	17	1076.9	961.5	1307.7	61	37	24	1016.7	902.4	1263.2	14
15 Under 1 year	4	3	1	35.7	54.5	17.5	8	4	4	34.6	28.1	51.3	15
16 Under 28 days	3	3	-	26.8	54.5	0	7	3	4	30.3	19.6	51.3	16
17 Deaths from immaturity	1	1	-	8.9	18.2	0	1	-	1	0	0	0	17
18 1-4 years **	-	-	-	0	0	0	2	-	2	0	0	0	18
19 Maternal deaths	-	-	-	0	0	0	-	-	-	0	0	0	19
CAUSE OF DEATH													
20 Tuberculosis, all forms (001-019)	1	1	-	25.6	38.5	0	-	-	-	0	0	0	20
21 Syphilis and its sequelae (020-029)	-	-	-	0	0	0	1	-	1	16.7	0	52.6	21
22 Typhoid fever (040)	-	-	-	0	0	0	-	-	-	0	0	0	22
23 Dysentery, all forms (045-048)	-	-	-	0	0	0	-	-	-	0	0	0	23
24 Scarlet fever (050)	-	-	-	0	0	0	-	-	-	0	0	0	24
25 Streptococcal sore throat (051)	-	-	-	0	0	0	-	-	-	0	0	0	25
26 Diphtheria (055)	-	-	-	0	0	0	-	-	-	0	0	0	26
27 Whooping cough (056)	-	-	-	0	0	0	-	-	-	0	0	0	27
28 Meningococcal infections (057)	-	-	-	0	0	0	-	-	-	0	0	0	28
29 Acute poliomyelitis (080)	-	-	-	0	0	0	-	-	-	0	0	0	29
30 Acute infectious encephalitis (082)	-	-	-	0	0	0	-	-	-	0	0	0	30
31 Smallpox (084)	-	-	-	0	0	0	-	-	-	0	0	0	31
32 Measles (085)	-	-	-	0	0	0	-	-	-	0	0	0	32
33 Typhus and other rickettsial diseases (100-103, 105-108)	-	-	-	0	0	0	-	-	-	0	0	0	33
34 Rocky Mountain spotted fever (104)	-	-	-	0	0	0	-	-	-	0	0	0	34
35 Malaria (110-117)	-	-	-	0	0	0	-	-	-	0	0	0	35
36 All other diseases classified as infective and parasitic (030-039, 041-044, 049, 052-054, 059-074, 081, 083, 086-096, 120-138)	-	-	-	0	0	0	1	-	1	16.7	0	52.6	36
37 Malignant neoplasms, including neoplasms of lymphatic and haematopoietic tissues (140-205)	6	3	3	153.8	115.4	230.8	5	2	3	83.3	48.8	157.9	37
38 Benign and unspecified neoplasms (210-239)	1	1	-	25.6	38.5	0	-	-	-	0	0	0	38
39 Diabetes mellitus (260)	1	1	1	25.6	0	76.9	1	1	1	16.7	24.4	0	39
40 Pellagra (281)	-	-	-	0	0	0	-	-	-	0	0	0	40
41 Anemias (290-293)	-	-	-	0	0	0	-	-	-	0	0	0	41
42 Vascular lesions affecting central nervous system (330-334)	8	5	3	205.1	192.3	230.8	12	6	6	200.0	146.3	315.8	42
43 Nonmeningococcal meningitis (340)	-	-	-	0	0	0	-	-	-	0	0	0	43
44 Rheumatic fever (400-402)	-	-	-	0	0	0	-	-	-	0	0	0	44
45 Heart diseases (410-443)	7	4	3	179.5	153.8	230.8	19	13	6	316.7	317.1	315.8	45
46 Hypertension without mention of heart (444-447)	2	-	2	51.3	0	153.8	-	-	-	0	0	0	46
47 Influenza and pneumonia (480-483, 490-493)	1	-	1	25.6	0	76.9	3	2	1	50.0	48.8	52.6	47
48 Bronchitis (500-502)	-	-	-	0	0	0	-	-	-	0	0	0	48
49 Ulcer of stomach and duodenum (540-541)	1	1	-	25.6	38.5	0	-	-	-	0	0	0	49
50 Appendicitis (550-553)	-	-	-	0	0	0	-	-	-	0	0	0	50
51 Intestinal obstruction and hernia (560, 561, 570)	-	-	-	0	0	0	1	-	1	16.7	0	52.6	51
52 Gastritis, duodenitis, enteritis and colitis (except diarrhea of the newborn) (543, 571, 572)	-	-	-	0	0	0	-	-	-	0	0	0	52
53 Cirrhosis of liver (581)	-	-	-	0	0	0	-	-	-	0	0	0	53
54 Nephritis and nephrosis (590-594)	-	-	-	0	0	0	2	2	-	33.3	48.8	0	54
55 Hyperplasia of prostate (610)	-	-	-	0	0	0	1	1	-	16.7	24.4	0	55
56 Complications of pregnancy, childbirth and the puerperium (640-652, 670-689)	-	-	-	0	0	0	-	-	-	0	0	0	56
57 Congenital malformations (750-759)	-	-	-	0	0	0	-	-	-	0	0	0	57
58 Birth injuries, postnatal asphyxia and asphyxia (760-762)	-	-	-	0	0	0	3	1	2	50.0	24.4	105.3	58
59 Infection of the newborn (763-768)	1	1	-	25.6	38.5	0	1	1	-	16.7	24.4	0	59
60 Other diseases peculiar to early infancy, and immaturity unqualified (769-776)	1	1	-	25.6	38.5	0	-	-	-	0	0	0	60
61 Senility, without mention of psychosis (794)	-	-	-	0	0	0	-	-	-	0	0	0	61
62 Ill-defined and unknown causes (780-793, 795)	-	-	-	0	0	0	1	1	-	16.7	24.4	0	62
63 Motor vehicle accidents (E810-E835)	2	2	-	51.3	76.9	0	3	3	-	50.0	73.2	0	63
64 All other accidents (E800-E802, E840-E962)	2	1	1	51.3	38.5	76.9	2	2	2	33.3	0	105.3	64
65 Suicide (E963, E970, E979)	1	-	-	25.6	38.5	0	-	-	-	0	0	0	65
66 Homicide (E964, E980-E985)	2	1	1	51.3	38.5	76.9	-	-	-	0	0	0	66
67 All other diseases (residual)	5	3	2	128.2	115.4	153.8	4	3	1	66.7	73.2	52.6	67

TABLE XIV-C VITAL STATISTICS, BY CITY, BY RACE, GEORGIA, 1958
POPULATION 2,500-9,999

ITEM	LaFayette						Lawrenceville						
	Number			Rate or Ratio *			Number			Rate or Ratio *			
	Total	White	Non-White	Total	White	Non-White	Total	White	Non-White	Total	White	Non-White	
1 Estimated population	6,000	5,500	500				3,500	3,000	500				1
LIVE BIRTHS													
2 Total	131	119	12	21.8	21.6	24.0	84	62	22	24.0	20.7	44.0	2
3 Delivered in hospital	130	118	12	99.2%	99.2%	100.0%	83	62	21	98.8%	100.0%	95.5%	3
4 Delivered in home by physician	1	1	-	0.8%	0.8%	0%	1	-	1	1.2%	0%	4.5%	4
5 Delivered in home by midwife	-	-	-	0%	0%	0%	-	-	-	0%	0%	0%	5
6 Other deliveries	-	-	-	0%	0%	0%	-	-	-	0%	0%	0%	6
7 Immature births	13	9	4	99.2	75.6	333.3	6	5	1	71.4	80.6	45.5	7
8 Live births to un-wed mothers	4	2	2	30.5	16.8	166.7	3	-	3	35.7	0	136.4	8
FETAL DEATHS													
9 Total	3	2	1	22.9	16.8	83.3	5	3	2	59.5	48.4	90.9	9
10 Under 20 weeks gestation	1	1	-	7.6	8.4	0	2	2	-	23.8	32.3	0	10
11 20-27 weeks gestation	1	-	1	7.6	0	83.3	1	-	-	0	0	0	11
12 28 weeks and more	-	-	-	0	0	0	-	-	-	0	0	0	12
13 Unknown length of gestation	1	1	-	7.6	8.4	0	3	1	2	35.7	16.1	90.9	13
DEATHS													
14 Total, all ages	52	49	3	866.7	890.9	600.0	36	31	5	1028.6	1033.3	1000.0	14
15 Under 1 year	2	2	-	15.3	16.8	0	-	-	-	0	0	0	15
16 Under 28 days	2	2	-	15.3	16.8	0	-	-	-	0	0	0	16
17 Deaths from immaturity	-	-	-	0	0	0	-	-	-	0	0	0	17
18 1-4 years **	-	-	-	0	0	0	-	-	-	0	0	0	18
19 Maternal deaths	-	-	-	0	0	0	-	-	-	0	0	0	19
CAUSE OF DEATH													
20 Tuberculosis, all forms (001-019)	-	-	-	0	0	0	-	-	-	0	0	0	20
21 Syphilis and its sequelae (020-029)	1	1	-	16.7	18.2	0	1	-	1	28.6	0	200.0	21
22 Typhoid fever (040)	-	-	-	0	0	0	-	-	-	0	0	0	22
23 Dysentery, all forms (045-048)	-	-	-	0	0	0	-	-	-	0	0	0	23
24 Scarlet fever (050)	-	-	-	0	0	0	-	-	-	0	0	0	24
25 Streptococcal sore throat (051)	-	-	-	0	0	0	-	-	-	0	0	0	25
26 Diphtheria (055)	-	-	-	0	0	0	-	-	-	0	0	0	26
27 Whooping cough (056)	-	-	-	0	0	0	-	-	-	0	0	0	27
28 Meningococcal infections (057)	-	-	-	0	0	0	-	-	-	0	0	0	28
29 Acute poliomyelitis (080)	-	-	-	0	0	0	-	-	-	0	0	0	29
30 Acute infectious encephalitis (082)	-	-	-	0	0	0	-	-	-	0	0	0	30
31 Smallpox (084)	-	-	-	0	0	0	-	-	-	0	0	0	31
32 Measles (085)	-	-	-	0	0	0	-	-	-	0	0	0	32
33 Typhus and other rickettsial diseases (100-103, 105-108)	-	-	-	0	0	0	-	-	-	0	0	0	33
34 Rocky Mountain spotted fever (104)	-	-	-	0	0	0	-	-	-	0	0	0	34
35 Malaria (110-117)	-	-	-	0	0	0	-	-	-	0	0	0	35
36 All other diseases classified as infective and parasitic (030-039, 041-044, 049, 052-054, 059-074, 081, 083, 086-096, 120-138)	-	-	-	0	0	0	-	-	-	0	0	0	36
37 Malignant neoplasms, including neoplasms of lymphatic and haematopoietic tissues (140-205)	8	7	1	133.3	127.3	200.0	5	5	-	142.9	166.7	0	37
38 Benign and unspecified neoplasms (210-239)	-	-	-	0	0	0	-	-	-	0	0	0	38
39 Diabetes mellitus (260)	2	2	-	33.3	36.4	0	1	-	1	28.6	0	200.0	39
40 Pellagra (281)	-	-	-	0	0	0	-	-	-	0	0	0	40
41 Anemias (290-293)	-	-	-	0	0	0	-	-	-	0	0	0	41
42 Vascular lesions affecting central nervous system (330-334)	8	8	-	133.3	145.5	0	5	5	-	142.9	166.7	0	42
43 Nonmeningococcal meningitis (340)	-	-	-	0	0	0	-	-	-	0	0	0	43
44 Rheumatic fever (400-402)	-	-	-	0	0	0	-	-	-	0	0	0	44
45 Heart diseases (410-443)	19	19	-	316.7	345.5	0	12	12	-	342.9	400.0	0	45
46 Hypertension without mention of heart (444-447)	-	-	-	0	0	0	-	-	-	0	0	0	46
47 Influenza and pneumonia (480-483, 490-493)	-	-	-	0	0	0	-	-	-	0	0	0	47
48 Bronchitis (500-502)	-	-	-	0	0	0	-	-	-	0	0	0	48
49 Ulcer of stomach and duodenum (540-541)	1	1	-	16.7	18.2	0	1	1	-	28.6	33.3	0	49
50 Appendicitis (550-553)	-	-	-	0	0	0	-	-	-	0	0	0	50
51 Intestinal obstruction and hernia (560, 561, 570)	-	-	-	0	0	0	-	-	-	0	0	0	51
52 Gastritis, duodenitis, enteritis and colitis (except diarrhea of the newborn) (543, 571, 572)	-	-	-	0	0	0	-	-	-	0	0	0	52
53 Cirrhosis of liver (581)	1	1	-	16.7	18.2	0	-	-	-	0	0	0	53
54 Nephritis and nephrosis (590-594)	1	1	-	16.7	18.2	0	3	2	1	85.7	66.7	200.0	54
55 Hyperplasia of prostate (610)	-	-	-	0	0	0	-	-	-	0	0	0	55
56 Complications of pregnancy, childbirth and the puerperium (640-652, 670-689)	-	-	-	0	0	0	-	-	-	0	0	0	56
57 Congenital malformations (750-759)	1	1	-	16.7	18.2	0	-	-	-	0	0	0	57
58 Birth injuries, postnatal asphyxia and atelectasis (760-762)	-	-	-	0	0	0	-	-	-	0	0	0	58
59 Infection of the newborn (763-768)	-	-	-	0	0	0	-	-	-	0	0	0	59
60 Other diseases peculiar to early infancy, and immaturity unqualified (769-776)	-	-	-	0	0	0	-	-	-	0	0	0	60
61 Senility, without mention of psychosis (794)	1	1	-	16.7	18.2	0	-	-	-	0	0	0	61
62 Ill-defined and unknown causes (780-793, 795)	2	2	-	33.3	36.4	0	-	-	-	0	0	0	62
63 Motor vehicle accidents (E810-E835)	1	1	-	16.7	18.2	0	1	1	-	28.6	33.3	0	63
64 All other accidents (E800-E802, E840-E962)	2	1	1	33.3	18.2	200.0	1	1	-	28.6	33.3	0	64
65 Suicide (E963, E970, E979)	-	-	-	0	0	0	1	-	1	28.6	0	200.0	65
66 Homicide (E964, E980-E985)	-	-	-	0	0	0	1	-	1	28.6	0	200.0	66
67 All other diseases (residual)	4	3	1	66.7	54.5	200.0	2	2	-	57.1	66.7	0	67

TABLEXIV-C VITAL STATISTICS, BY CITY, BY RACE, GEORGIA, 1958
POPULATION 2,500-9,999

ITEM	Lyons						Manchester						
	Number			Rate or Ratio *			Number			Rate or Ratio *			
	Total	White	Non-White	Total	White	Non-White	Total	White	Non-White	Total	White	Non-White	
1 Estimated population	3,500	2,300	1,200				4,600	3,400	1,200				1
LIVE BIRTHS													
2 Total	81	41	40	23.1	17.8	33.3	68	48	20	14.8	14.1	16.7	2
3 Delivered in hospital	43	38	5	53.1%	92.7%	12.5%	63	48	15	92.6%	100.0%	75.0%	3
4 Delivered in home by physician	15	3	12	18.5%	7.3%	30.0%	2	-	2	2.9%	0%	10.0%	4
5 Delivered in home by midwife	23	-	23	28.4%	0%	57.5%	3	-	3	4.4%	0%	15.0%	5
6 Other deliveries	-	-	-	0%	0%	0%	-	-	-	0%	0%	0%	6
7 Immature births	10	4	6	12.3	97.6	150.0	6	4	2	88.2	83.3	100.0	7
8 Live births to un-wed mothers	15	1	14	185.2	24.4	350.0	3	-	3	44.1	0	150.0	8
FETAL DEATHS													
9 Total	2	-	2	24.7	0	50.0	1	-	1	14.7	0	50.0	9
10 Under 20 weeks gestation	1	-	1	12.3	0	25.0	-	-	-	0	0	0	10
11 20-27 weeks gestation	1	-	1	12.3	0	25.0	-	-	-	0	0	0	11
12 28 weeks and more	-	-	-	0	0	0	1	-	1	14.7	0	50.0	12
13 Unknown length of gestation	-	-	-	0	0	0	-	-	-	0	0	0	13
DEATHS													
14 Total, all ages	47	29	18	342.9	260.9	500.0	43	22	21	934.8	647.1	1750.0	14
15 Under 1 year	5	2	3	61.7	48.8	75.0	2	2	-	29.4	41.7	0	15
16 Under 28 days	3	1	2	37.0	24.4	50.0	1	1	-	14.7	20.8	0	16
17 Deaths from immaturity	2	1	1	24.7	24.4	25.0	-	-	-	0	0	0	17
18 1-4 years **	3	-	3	-	-	-	-	-	-	-	-	-	18
19 Maternal deaths	-	-	-	0	0	0	-	-	-	0	0	0	19
CAUSE OF DEATH													
20 Tuberculosis, all forms (001-019)	-	-	-	0	0	0	1	-	1	21.7	0	83.3	20
21 Syphilis and its sequelae (020-029)	-	-	-	0	0	0	-	-	-	0	0	0	21
22 Typhoid fever (040)	-	-	-	0	0	0	-	-	-	0	0	0	22
23 Dysentery, all forms (045-048)	-	-	-	0	0	0	-	-	-	0	0	0	23
24 Scarlet fever (050)	-	-	-	0	0	0	-	-	-	0	0	0	24
25 Streptococcal sore throat (051)	-	-	-	0	0	0	-	-	-	0	0	0	25
26 Diphtheria (055)	-	-	-	0	0	0	-	-	-	0	0	0	26
27 Whooping cough (056)	-	-	-	0	0	0	-	-	-	0	0	0	27
28 Meningococcal infections (057)	-	-	-	0	0	0	-	-	-	0	0	0	28
29 Acute poliomyelitis (080)	-	-	-	0	0	0	-	-	-	0	0	0	29
30 Acute infectious encephalitis (082)	-	-	-	0	0	0	-	-	-	0	0	0	30
31 Smallpox (084)	-	-	-	0	0	0	-	-	-	0	0	0	31
32 Measles (085)	-	-	-	0	0	0	-	-	-	0	0	0	32
33 Typhus and other rickettsial diseases (100-103, 105-108)	-	-	-	0	0	0	-	-	-	0	0	0	33
34 Rocky Mountain spotted fever (104)	-	-	-	0	0	0	-	-	-	0	0	0	34
35 Malaria (110-117)	-	-	-	0	0	0	-	-	-	0	0	0	35
36 All other diseases classified as infective and parasitic (030-039, 041-044, 049, 052-054, 059-074, 081, 083, 086-096, 120-138)	-	-	-	0	0	0	1	1	-	21.7	29.4	0	36
37 Malignant neoplasms, including neoplasms of lymphatic and haematopoietic tissues (140-205)	3	1	2	85.7	43.5	166.7	5	3	2	108.7	88.2	166.7	37
38 Benign and unspecified neoplasms (210-239)	-	-	-	0	0	0	-	-	-	0	0	0	38
39 Diabetes mellitus (260)	1	-	1	28.6	0	83.3	-	-	-	0	0	0	39
40 Pellagra (281)	-	-	-	0	0	0	-	-	-	0	0	0	40
41 Anemias (290-293)	-	-	-	0	0	0	-	-	-	0	0	0	41
42 Vascular lesions affecting central nervous system (330-334)	5	3	2	142.9	130.4	166.7	8	4	4	173.9	117.6	333.3	42
43 Nonmeningococcal meningitis (340)	-	-	-	0	0	0	-	-	-	0	0	0	43
44 Rheumatic fever (400-402)	-	-	-	0	0	0	-	-	-	0	0	0	44
45 Heart diseases (410-443)	16	12	4	457.1	521.7	333.3	18	9	9	391.3	264.7	750.0	45
46 Hypertension without mention of heart (444-447)	1	1	-	28.6	43.5	0	-	-	-	0	0	0	46
47 Influenza and pneumonia (480-483, 490-493)	1	-	1	28.6	0	83.3	1	1	-	21.7	29.4	0	47
48 Bronchitis (500-502)	-	-	-	0	0	0	-	-	-	0	0	0	48
49 Ulcer of stomach and duodenum (540-541)	1	-	1	28.6	0	83.3	-	-	-	0	0	0	49
50 Appendicitis (550-553)	-	-	-	0	0	0	-	-	-	0	0	0	50
51 Intestinal obstruction and hernia (560, 561, 570)	1	1	-	28.6	43.5	0	1	1	1	21.7	0	83.3	51
52 Gastritis, duodenitis, enteritis and colitis (except diarrhea of the newborn) (543, 571, 572)	-	-	-	0	0	0	-	-	-	0	0	0	52
53 Cirrhosis of liver (581)	1	1	-	28.6	43.5	0	-	-	-	0	0	0	53
54 Nephritis and nephrosis (590-594)	2	2	-	57.1	87.0	0	-	-	-	0	0	0	54
55 Hyperplasia of prostate (610)	-	-	-	0	0	0	-	-	-	0	0	0	55
56 Complications of pregnancy, childbirth and the puerperium (640-652, 670-689)	-	-	-	0	0	0	-	-	-	0	0	0	56
57 Congenital malformations (750-759)	-	-	-	0	0	0	-	-	-	0	0	0	57
58 Birth injuries, postnatal asphyxia and oleletosis (760-762)	-	-	-	0	0	0	1	1	-	21.7	29.4	0	58
59 Infection of the newborn (763-768)	-	-	-	0	0	0	-	-	-	0	0	0	59
60 Other diseases peculiar to early infancy, and immaturity unqualified (769-776)	3	1	2	85.7	43.5	166.7	-	-	-	0	0	0	60
61 Senility, without mention of psychosis (794)	-	-	-	0	0	0	-	-	-	0	0	0	61
62 Ill-defined and unknown causes (780-793, 795)	2	1	1	57.1	43.5	83.3	-	-	-	0	0	0	62
63 Motor vehicle accidents (E810-E835)	1	1	-	28.6	43.5	0	-	-	-	0	0	0	63
64 All other accidents (E800-E802, E840-E962)	5	1	4	142.9	43.5	333.3	2	1	1	43.5	29.4	83.3	64
65 Suicide (E963, E970, E979)	-	-	-	0	0	0	1	1	-	21.7	29.4	0	65
66 Homicide (E964, E980-E985)	1	1	-	28.6	43.5	0	-	-	-	0	0	0	66
67 All other diseases (residual)	3	3	-	85.7	130.4	0	4	1	3	87.0	29.4	250.0	67

TABLE XIV-C VITAL STATISTICS, BY CITY, BY RACE, GEORGIA, 1958
POPULATION 2,500 - 9,999

ITEM	Millen						Monroe						
	Number			Rate or Ratio *			Number			Rate or Ratio *			
	Total	White	Non-White	Total	White	Non-White	Total	White	Non-White	Total	White	Non-White	
1 Estimated population	4,000	2,200	1,800				5,600	4,000	1,600				1
LIVE BIRTHS													
2 Total	71	33	38	17.8	15.0	21.1	131	75	56	23.4	18.8	35.0	2
3 Delivered in hospital	36	31	7	53.5%	93.9%	18.4%	125	75	50	95.4%	100.0%	89.3%	3
4 Delivered in home by physician	10	1	9	14.1%	3.0%	23.7%				0%	0%	0%	4
5 Delivered in home by midwife	23	1	22	32.4%	3.0%	57.9%	6		6	4.6%	0%	10.7%	5
6 Other deliveries				0%	0%	0%				0%	0%	0%	6
7 Immature births	4	2	2	56.3	60.6	52.6	15	9	6	114.5	120.0	107.1	7
8 Live births to un-wed mothers	11		11	154.9	0	289.5	13	3	10	99.2	40.0	178.6	8
FETAL DEATHS													
9 Total	4	2	2	56.3	60.6	52.6	2	1	1	15.3	13.3	17.9	9
10 Under 20 weeks gestation	2	1	1	28.2	30.3	26.3	1	1		7.6	13.3	0	10
11 20-27 weeks gestation				0	0	0				0	0	0	11
12 28 weeks and more	1		1	14.1	0	26.3	1		1	7.6	0	17.9	12
13 Unknown length of gestation	1	1		14.1	30.3	0				0	0	0	13
DEATHS													
14 Total, all ages	45	20	25	1125.0	909.1	1388.9	62	45	17	1107.1	1125.0	1062.5	14
15 Under 1 year				0	0	0	5	1	4	38.2	13.3	71.4	15
16 Under 28 days				0	0	0	3	1	2	22.9	13.3	35.7	16
17 Deaths from immaturity				0	0	0				0	0	0	17
18 1-4 years **													18
19 Maternal deaths				0	0	0				0	0	0	19
CAUSE OF DEATH													
20 Tuberculosis, all forms (001-019)				0	0	0				0	0	0	20
21 Syphilis and its sequelae (020-029)				0	0	0				0	0	0	21
22 Typhoid fever (040)				0	0	0				0	0	0	22
23 Dysentery, all forms (045-048)				0	0	0				0	0	0	23
24 Scarlet fever (050)				0	0	0				0	0	0	24
25 Streptococcal sore throat (051)				0	0	0				0	0	0	25
26 Diphtheria (055)				0	0	0				0	0	0	26
27 Whooping cough (056)				0	0	0				0	0	0	27
28 Meningococcal infections (057)				0	0	0				0	0	0	28
29 Acute poliomyelitis (080)				0	0	0				0	0	0	29
30 Acute infectious encephalitis (082)				0	0	0				0	0	0	30
31 Smallpox (084)				0	0	0				0	0	0	31
32 Measles (085)				0	0	0				0	0	0	32
33 Typhus and other rickettsial diseases (100-103, 105-108)				0	0	0				0	0	0	33
34 Rocky Mountain spotted fever (104)				0	0	0				0	0	0	34
35 Malaria (110-117)				0	0	0				0	0	0	35
36 All other diseases classified as infective and parasitic (030-039, 041-044, 049, 052-054, 059-074, 081, 083, 086-096, 120-138)				0	0	0				0	0	0	36
37 Malignant neoplasms, including neoplasms of lymphatic and hematopoietic tissues (140-205)	4	2	2	100.0	90.9	111.1	6	4	2	107.1	100.0	125.0	37
38 Benign and unspecified neoplasms (210-239)				0	0	0	2	1	1	35.7	25.0	62.5	38
39 Diabetes mellitus (260)				0	0	0				0	0	0	39
40 Pellagra (281)				0	0	0				0	0	0	40
41 Anemias (290-293)				0	0	0				0	0	0	41
42 Vascular lesions affecting central nervous system (330-334)	19	6	13	475.0	272.7	722.2	8	6	2	142.9	150.0	125.0	42
43 Nonmeningococcal meningitis (340)				0	0	0				0	0	0	43
44 Rheumatic fever (400-402)				0	0	0				0	0	0	44
45 Heart diseases (410-443)	12	9	3	300.0	409.1	166.7	25	20	5	446.4	500.0	312.5	45
46 Hypertension without mention of heart (444-447)				0	0	0	1	1		17.9	25.0	0	46
47 Influenza and pneumonia (480-483, 490-493)	1		1	25.0	0	55.6	3	2	1	53.6	50.0	62.5	47
48 Bronchitis (500-502)				0	0	0				0	0	0	48
49 Ulcer of stomach and duodenum (540-541)				0	0	0				0	0	0	49
50 Appendicitis (550-553)				0	0	0	1	1		17.9	25.0	0	50
51 Intestinal obstruction and hernia (560, 561, 570)	1		1	25.0	0	55.6				0	0	0	51
52 Gastritis, duodenitis, enteritis and colitis (except diarrhea of the newborn) (543, 571, 572)				0	0	0	1		1	17.9	0	62.5	52
53 Cirrhosis of liver (581)				0	0	0				0	0	0	53
54 Nephritis and nephrosis (590-594)	2		2	50.0	0	111.1				0	0	0	54
55 Hyperplasia of prostate (610)				0	0	0	1	1		17.9	25.0	0	55
56 Complications of pregnancy, childbirth and the puerperium (640-652, 670-689)				0	0	0				0	0	0	56
57 Congenital malformations (750-759)				0	0	0				0	0	0	57
58 Birth injuries, postnatal asphyxia and atelectasis (760-762)				0	0	0	2		2	35.7	0	125.0	58
59 Infection of the newborn (763-768)				0	0	0				0	0	0	59
60 Other diseases peculiar to early infancy, and immaturity unqualified (769-776)				0	0	0	1	1		17.9	25.0	0	60
61 Senility, without mention of psychosis (794)				0	0	0				0	0	0	61
62 Ill-defined and unknown causes (780-793, 795)				0	0	0				0	0	0	62
63 Motor vehicle accidents (E810-E835)	1		1	25.0	0	55.6	2	2		35.7	50.0	0	63
64 All other accidents (E800-E802, E840-E962)				0	0	0				0	0	0	64
65 Suicide (E963, E970, E979)				0	0	0	1		1	17.9	0	62.5	65
66 Homicide (E964, E980-E985)	1		1	25.0	0	55.6				0	0	0	66
67 All other diseases (residual)	4	3	1	100.0	136.4	55.6	8	6	2	142.9	150.0	125.0	67

TABLE XIV-C VITAL STATISTICS, BY CITY, BY RACE, GEORGIA, 1958
POPULATION 2,500-9,999

ITEM	Montezuma						Nashville						
	Number			Rate or Ratio *			Number			Rate or Ratio *			
	Total	White	Non-White	Total	White	Non-White	Total	White	Non-White	Total	White	Non-White	
1 Estimated population	3,400	1,400	2,000				4,200	3,400	800				1
LIVE BIRTHS													
2 Total	81	28	53	23.8	20.0	26.5	105	76	29	25.0	22.4	36.3	2
3 Delivered in hospital	59	28	31	72.8%	100.0%	58.5%	100	75	25	95.2%	98.7%	86.2%	3
4 Delivered in home by physician	-	-	-	0%	0%	0%	1	1	-	1.0%	1.3%	0%	4
5 Delivered in home by midwife	22	-	22	27.2%	0%	41.5%	2	-	2	1.9%	0%	6.9%	5
6 Other deliveries	-	-	-	0%	0%	0%	2	-	2	1.9%	0%	6.9%	6
7 Immature births	7	2	5	86.4	71.4	94.3	12	6	6	114.3	78.9	206.9	7
8 Live births to un-wed mothers	23	1	22	284.0	35.7	415.1	4	1	3	38.1	13.2	103.4	8
FETAL DEATHS													
9 Total	4	1	3	49.4	35.7	56.6	1	-	1	9.5	0	34.5	9
10 Under 20 weeks gestation	1	-	1	12.3	0	18.9	-	-	-	0	0	0	10
11 20-27 weeks gestation	1	-	1	12.3	0	18.9	1	-	1	9.5	0	34.5	11
12 28 weeks and more	2	1	1	24.7	35.7	18.9	-	-	-	0	0	0	12
13 Unknown length of gestation	-	-	-	0	0	0	-	-	-	0	0	0	13
DEATHS													
14 Total, all ages	33	16	17	970.6	142.9	850.0	42	31	11	1000.0	911.8	1375.0	14
15 Under 1 year	3	-	3	37.0	0	56.6	5	1	4	47.6	13.2	137.9	15
16 Under 28 days	1	-	1	12.3	0	18.9	4	1	3	38.1	13.2	103.4	16
17 Deaths from immaturity	1	-	1	12.3	0	18.9	3	-	3	28.6	0	103.4	17
18 1-4 years **	2	1	1	-	-	-	-	-	-	-	-	-	18
19 Maternal deaths	1	-	1	123.5	0	188.7	-	-	-	0	0	0	19
CAUSE OF DEATH													
20 Tuberculosis, all forms (001-019)	-	-	-	0	0	0	-	-	-	0	0	0	20
21 Syphilis and its sequelae (020-029)	-	-	-	0	0	0	-	-	-	0	0	0	21
22 Typhoid fever (040)	-	-	-	0	0	0	-	-	-	0	0	0	22
23 Dysentery, all forms (045-048)	-	-	-	0	0	0	-	-	-	0	0	0	23
24 Scarlet fever (050)	-	-	-	0	0	0	-	-	-	0	0	0	24
25 Streptococcal sore throat (051)	-	-	-	0	0	0	-	-	-	0	0	0	25
26 Diphtheria (055)	-	-	-	0	0	0	-	-	-	0	0	0	26
27 Whooping cough (056)	-	-	-	0	0	0	-	-	-	0	0	0	27
28 Meningococcal infections (057)	-	-	-	0	0	0	-	-	-	0	0	0	28
29 Acute poliomyelitis (080)	-	-	-	0	0	0	-	-	-	0	0	0	29
30 Acute infectious encephalitis (082)	-	-	-	0	0	0	-	-	-	0	0	0	30
31 Smallpox (084)	-	-	-	0	0	0	-	-	-	0	0	0	31
32 Measles (085)	-	-	-	0	0	0	-	-	-	0	0	0	32
33 Typhus and other rickettsial diseases (100-103, 105-108)	-	-	-	0	0	0	-	-	-	0	0	0	33
34 Rocky Mountain spotted fever (104)	-	-	-	0	0	0	-	-	-	0	0	0	34
35 Malaria (110-117)	-	-	-	0	0	0	-	-	-	0	0	0	35
36 All other diseases classified as infective and parasitic (030-039, 041-044, 049, 052-054, 059-074, 081, 083, 086-096, 120-138)	1	-	1	29.4	0	50.0	1	1	-	23.8	29.4	0	36
37 Malignant neoplasms, including neoplasms of lymphatic and haematopoietic tissues (140-205)	3	1	2	88.2	71.4	100.0	3	3	-	71.4	88.2	0	37
38 Benign and unspecified neoplasms (210-239)	-	-	-	0	0	0	-	-	-	0	0	0	38
39 Diabetes mellitus (260)	-	-	-	0	0	0	1	1	-	23.8	29.4	0	39
40 Pellagra (281)	-	-	-	0	0	0	-	-	-	0	0	0	40
41 Anemias (290-293)	-	-	-	0	0	0	-	-	-	0	0	0	41
42 Vascular lesions affecting central nervous system (330-334)	3	-	3	88.2	0	150.0	3	2	1	71.4	58.8	125.0	42
43 Nonmeningococcal meningitis (340)	-	-	-	0	0	0	-	-	-	0	0	0	43
44 Rheumatic fever (400-402)	-	-	-	0	0	0	-	-	-	0	0	0	44
45 Heart diseases (410-443)	14	10	4	411.8	714.3	200.0	16	13	3	381.0	382.4	375.0	45
46 Hypertension without mention of heart (444-447)	1	-	1	29.4	71.4	0	-	-	-	0	0	0	46
47 Influenza and pneumonia (480-483, 490-493)	2	-	2	58.8	0	100.0	2	2	-	47.6	58.8	0	47
48 Bronchitis (500-502)	-	-	-	0	0	0	-	-	-	0	0	0	48
49 Ulcer of stomach and duodenum (540-541)	-	-	-	0	0	0	-	-	-	0	0	0	49
50 Appendicitis (550-553)	-	-	-	0	0	0	-	-	-	0	0	0	50
51 Intestinal obstruction and hernia (560, 561, 570)	1	-	1	29.4	0	50.0	-	-	-	0	0	0	51
52 Gastritis, duodenitis, enteritis and colitis (except diarrhea of the newborn) (543, 571, 572)	-	-	-	0	0	0	-	-	-	0	0	0	52
53 Cirrhosis of liver (581)	-	-	-	0	0	0	1	1	-	23.8	29.4	0	53
54 Nephritis and nephrosis (590-594)	-	-	-	0	0	0	2	1	1	47.6	29.4	125.0	54
55 Hyperplasia of prostate (610)	-	-	-	0	0	0	-	-	-	0	0	0	55
56 Complications of pregnancy, childbirth and the puerperium (640-652, 670-689)	1	-	1	29.4	0	50.0	-	-	-	0	0	0	56
57 Congenital malformations (750-759)	1	-	1	0	0	0	-	-	-	0	0	0	57
58 Birth injuries, postnatal asphyxia and asphyxia (760-762)	1	-	1	0	0	0	-	-	-	0	0	0	58
59 Infection of the newborn (763-768)	1	-	1	0	0	0	-	-	-	0	0	0	59
60 Other diseases peculiar to early infancy, and immaturity unqualified (769-776)	1	-	1	29.4	0	50.0	4	1	3	95.2	29.4	375.0	60
61 Senility, without mention of psychosis (794)	1	-	1	0	0	0	-	-	-	0	0	0	61
62 Ill-defined and unknown causes (780-793, 795)	-	-	-	0	0	0	-	-	-	0	0	0	62
63 Motor vehicle accidents (E810-E835)	1	1	-	29.4	71.4	0	1	1	-	23.8	29.4	0	63
64 All other accidents (E800-E802, E840-E962)	2	1	1	58.8	71.4	50.0	2	1	1	47.6	29.4	125.0	64
65 Suicide (E963, E970, E979)	-	-	-	0	0	0	-	-	-	0	0	0	65
66 Homicide (E964, E980-E985)	1	1	-	29.4	71.4	0	1	-	1	23.8	0	125.0	66
67 All other diseases (residual)	2	1	1	58.8	71.4	50.0	5	4	1	119.0	117.6	125.0	67

TABLE XIV-C VITAL STATISTICS, BY CITY, BY RACE, GEORGIA, 1958
POPULATION 2,500-9,999

ITEM	Newman						Ocilla						
	Number			Rate or Ratio *			Number			Rate or Ratio *			
	Total	White	Non-White	Total	White	Non-White	Total	White	Non-White	Total	White	Non-White	
1 Estimated population	9,100	5,700	3,400				3,200	1,700	1,500				1
LIVE BIRTHS													
2 Total	266	145	121	29.2	25.4	35.6	83	38	45	25.9	22.4	30.0	2
3 Delivered in hospital	230	145	85	86.5%	100.0%	70.2%	57	38	19	68.7%	100.0%	42.2%	3
4 Delivered in home by physician	-	-	-	0%	0%	0%	-	-	-	0%	0%	0%	4
5 Delivered in home by midwife	36	-	36	13.5%	0%	29.8%	26	-	26	31.3%	0%	57.8%	5
6 Other deliveries	0	-	-	0%	0%	0%	-	-	-	0%	0%	0%	6
7 Immature births	23	14	9	86.5	96.6	74.4	7	2	5	84.3	52.6	111.1	7
8 Live births to un-wed mothers	30	-	30	112.8	0	247.9	11	1	10	132.5	26.3	222.2	8
FETAL DEATHS													
9 Total	9	3	6	33.8	20.7	49.6	4	1	3	48.2	26.3	66.7	9
10 Under 20 weeks gestation	1	-	1	3.8	0	8.3	-	-	-	12.0	26.3	0	10
11 20-27 weeks gestation	4	1	3	15.0	6.9	24.8	2	-	2	24.1	0	44.4	11
12 28 weeks and more	2	-	2	7.5	0	16.5	1	-	1	12.0	0	22.2	12
13 Unknown length of gestation	2	2	-	7.5	13.8	0	-	-	-	0	0	0	13
DEATHS													
14 Total, all ages	117	68	49	1285.7	1193.0	1441.2	42	23	19	1312.5	1352.9	1266.7	14
15 Under 1 year	6	4	2	22.6	27.6	16.5	3	2	1	36.1	52.6	22.2	15
16 Under 28 days	4	3	1	15.0	20.7	8.3	2	2	-	24.1	52.6	0	16
17 Deaths from immaturity	1	1	-	3.8	6.9	0	1	1	-	12.0	26.3	0	17
18 1-4 years **	1	-	1	-	-	-	-	-	-	-	-	-	18
19 Maternal deaths	-	-	-	0	0	0	-	-	-	0	0	0	19
CAUSE OF DEATH													
20 Tuberculosis, all forms (001-019)	1	-	1	11.0	0	29.4	-	-	-	0	0	0	20
21 Syphilis and its sequelae (020-029)	-	-	-	0	0	0	-	-	-	0	0	0	21
22 Typhoid fever (040)	-	-	-	0	0	0	-	-	-	0	0	0	22
23 Dysentery, all forms (045-048)	-	-	-	0	0	0	-	-	-	0	0	0	23
24 Scarlet fever (050)	-	-	-	0	0	0	-	-	-	0	0	0	24
25 Streptococcal sore throat (051)	-	-	-	0	0	0	-	-	-	0	0	0	25
26 Diphtheria (055)	-	-	-	0	0	0	-	-	-	0	0	0	26
27 Whooping cough (056)	-	-	-	0	0	0	-	-	-	0	0	0	27
28 Meningococcal infections (057)	-	-	-	0	0	0	-	-	-	0	0	0	28
29 Acute poliomyelitis (080)	-	-	-	0	0	0	-	-	-	0	0	0	29
30 Acute infectious encephalitis (082)	-	-	-	0	0	0	-	-	-	0	0	0	30
31 Smallpox (084)	-	-	-	0	0	0	-	-	-	0	0	0	31
32 Measles (085)	-	-	-	0	0	0	-	-	-	0	0	0	32
33 Typhus and other rickettsial diseases (100-103, 105-108)	-	-	-	0	0	0	-	-	-	0	0	0	33
34 Rocky Mountain spotted fever (104)	-	-	-	0	0	0	-	-	-	0	0	0	34
35 Malaria (110-117)	-	-	-	0	0	0	-	-	-	0	0	0	35
36 All other diseases classified as infective and parasitic (030-039, 041-044, 049, 052-054, 059-074, 081, 083, 086-096, 120-138)	-	-	-	0	0	0	-	-	-	0	0	0	36
37 Malignant neoplasms, including neoplasms of lymphatic and haematopoietic tissues (140-205)	17	11	6	186.8	193.0	176.5	4	2	2	125.0	117.6	133.3	37
38 Benign and unspecified neoplasms (210-239)	-	-	-	0	0	0	-	-	-	0	0	0	38
39 Diabetes mellitus (260)	1	1	-	11.0	17.5	0	-	-	-	0	0	0	39
40 Pellagra (281)	-	-	-	0	0	0	-	-	-	0	0	0	40
41 Anemias (290-293)	-	-	-	0	0	0	-	-	-	0	0	0	41
42 Vascular lesions affecting central nervous system (330-334)	26	12	14	285.7	210.5	411.8	11	5	6	343.8	294.1	400.0	42
43 Nonmeningococcal meningitis (340)	-	-	-	0	0	0	-	-	-	0	0	0	43
44 Rheumatic fever (400-402)	-	-	-	0	0	0	-	-	-	0	0	0	44
45 Heart diseases (410-443)	33	25	8	362.6	438.6	235.3	15	9	6	468.8	529.4	400.0	45
46 Hypertension without mention of heart (444-447)	4	1	3	44.0	17.5	88.2	-	-	-	0	0	0	46
47 Influenza and pneumonia (480-483, 490-493)	4	2	2	44.0	35.1	58.8	3	-	3	93.8	0	200.0	47
48 Bronchitis (500-502)	-	-	-	0	0	0	1	-	1	31.3	0	66.7	48
49 Ulcer of stomach and duodenum (540-541)	2	1	1	22.0	17.5	29.4	1	1	-	31.3	58.8	0	49
50 Appendicitis (550-553)	-	-	-	0	0	0	-	-	-	0	0	0	50
51 Intestinal obstruction and hernia (560, 561, 570)	-	-	-	0	0	0	1	-	1	31.3	0	66.7	51
52 Gastritis, duodenitis, enteritis and colitis (except diarrhea of the newborn) (543, 571, 572)	1	-	1	11.0	0	29.4	-	-	-	0	0	0	52
53 Cirrhosis of liver (581)	1	-	1	11.0	0	29.4	-	-	-	0	0	0	53
54 Nephritis and nephrosis (590-594)	1	-	1	11.0	0	29.4	1	1	-	31.3	58.8	0	54
55 Hyperplasia of prostate (610)	-	-	-	0	0	0	-	-	-	0	0	0	55
56 Complications of pregnancy, childbirth and the puerperium (640-652, 670-689)	-	-	-	0	0	0	-	-	-	0	0	0	56
57 Congenital malformations (750-759)	3	3	-	33.0	52.6	0	1	-	-	31.3	58.8	0	57
58 Birth injuries, postnatal asphyxia and atelactasis (760-762)	2	1	1	22.0	17.5	29.4	-	-	-	0	0	0	58
59 Infection of the newborn (763-768)	-	-	-	0	0	0	-	-	-	0	0	0	59
60 Other diseases peculiar to early infancy, and immaturity-unqualified (769-776)	1	1	-	11.0	17.5	0	1	1	-	31.3	58.8	0	60
61 Senility, without mention of psychosis (794)	1	-	1	11.0	17.5	0	1	1	-	31.3	58.8	0	61
62 Ill-defined and unknown causes (780-793, 795)	3	1	2	33.0	17.5	58.8	-	-	-	0	0	0	62
63 Motor vehicle accidents (E810-E835)	3	3	-	33.0	52.6	0	-	-	-	0	0	0	63
64 All other accidents (E800-E802, E840-E962)	3	1	2	33.0	17.5	58.8	1	1	-	31.3	58.8	0	64
65 Suicide (E963, E970, E979)	-	-	-	0	0	0	-	-	-	0	0	0	65
66 Homicide (E964, E980-E985)	1	-	1	11.0	0	29.4	-	-	-	0	0	0	66
67 All other diseases (residual)	10	5	5	109.9	87.7	147.1	1	1	-	31.3	58.8	0	67

TABLE XIV-C VITAL STATISTICS, BY CITY, BY RACE, GEORGIA, 1958
POPULATION 2,500- 9,999

ITEM	Pelham						Perry						
	Number			Rate or Ratio *			Number			Rate or Ratio *			
	Total	White	Non-White	Total	White	Non-White	Total	White	Non-White	Total	White	Non-White	
1 Estimated population	5,400	3,100	2,300				5,700	2,700	3,000				1
LIVE BIRTHS													
2 Total	107	52	55	19.8	16.8	23.9	142	66	76	24.9	24.4	25.3	2
3 Delivered in hospital	86	52	34	80.4%	100.0%	61.8%	129	66	63	90.8%	100.0%	82.9%	3
4 Delivered in home by physician	-	-	-	0%	0%	0%	1	-	1	0.7%	0%	1.3%	4
5 Delivered in home by midwife	21	-	21	19.6%	0%	38.2%	12	-	12	8.5%	0%	15.8%	5
6 Other deliveries	6	-	-	0%	0%	0%	-	-	-	0%	0%	0%	6
7 Immature births	14	7	7	130.8	134.6	127.3	18	1	17	126.8	15.2	223.7	7
8 Live births to un-wed mothers	19	3	16	177.6	57.7	290.9	26	1	25	183.1	15.2	328.9	8
FETAL DEATHS													
9 Total	5	3	2	46.7	57.7	36.4	4	1	3	28.2	15.2	39.5	9
10 Under 20 weeks gestation	3	1	2	28.0	19.2	36.4	-	-	-	0	0	0	10
11 20-27 weeks gestation	1	1	-	9.3	19.2	0	-	-	-	0	0	0	11
12 28 weeks and more	1	1	-	9.3	19.2	0	4	1	3	28.2	15.2	39.5	12
13 Unknown length of gestation	-	-	-	0	0	0	-	-	-	0	0	0	13
DEATHS													
14 Total, all ages	51	28	23	944.4	903.2	1000.0	40	18	22	701.8	666.7	733.3	14
15 Under 1 year	7	1	6	65.4	19.2	109.1	5	-	5	35.2	0	65.8	15
16 Under 28 days	3	1	2	28.0	19.2	36.4	2	-	2	14.1	0	26.3	16
17 Deaths from immaturity	-	-	-	0	0	0	1	-	1	7.0	0	13.2	17
18 1-4 years **	1	1	-	0	0	0	-	-	-	0	0	0	18
19 Maternal deaths	-	-	-	0	0	0	-	-	-	0	0	0	19
CAUSE OF DEATH													
20 Tuberculosis, all forms (001-019)	1	1	-	18.5	32.3	0	-	-	-	0	0	0	20
21 Syphilis and its sequelae (020-029)	-	-	-	0	0	0	-	-	-	0	0	0	21
22 Typhoid fever (040)	-	-	-	0	0	0	-	-	-	0	0	0	22
23 Dysentery, all forms (045-048)	-	-	-	0	0	0	-	-	-	0	0	0	23
24 Scarlet fever (050)	-	-	-	0	0	0	-	-	-	0	0	0	24
25 Streptococcal sore throat (051)	-	-	-	0	0	0	-	-	-	0	0	0	25
26 Diphtheria (055)	-	-	-	0	0	0	-	-	-	0	0	0	26
27 Whooping cough (056)	-	-	-	0	0	0	-	-	-	0	0	0	27
28 Meningococcal infections (057)	-	-	-	0	0	0	-	-	-	0	0	0	28
29 Acute poliomyelitis (080)	-	-	-	0	0	0	-	-	-	0	0	0	29
30 Acute infectious encephalitis (082)	-	-	-	0	0	0	-	-	-	0	0	0	30
31 Smallpox (084)	-	-	-	0	0	0	-	-	-	0	0	0	31
32 Measles (085)	-	-	-	0	0	0	-	-	-	0	0	0	32
33 Typhus and other rickettsial diseases (100-103, 105-108)	-	-	-	0	0	0	-	-	-	0	0	0	33
34 Rocky Mountain spotted fever (104)	-	-	-	0	0	0	-	-	-	0	0	0	34
35 Malaria (110-117)	-	-	-	0	0	0	-	-	-	0	0	0	35
36 All other diseases classified as infective and parasitic (030-039, 041-044, 049, 052-054, 059-074, 081, 083, 086-096, 120-138)	-	-	-	0	0	0	-	-	-	0	0	0	36
37 Malignant neoplasms, including neoplasms of lymphatic and haematopoietic tissues (140-205)	6	4	2	111.1	129.0	87.0	2	2	-	35.1	74.1	0	37
38 Benign and unspecified neoplasms (210-239)	-	-	-	0	0	0	-	-	-	0	0	0	38
39 Diabetes mellitus (260)	1	1	-	18.5	32.3	0	-	-	-	0	0	0	39
40 Pellagra (281)	-	-	-	0	0	0	-	-	-	0	0	0	40
41 Anemias (290-293)	-	-	-	0	0	0	1	1	-	17.5	37.0	0	41
42 Vascular lesions affecting central nervous system (330-334)	6	3	3	111.1	96.8	130.4	5	-	5	87.7	0	166.7	42
43 Nonmeningococcal meningitis (340)	-	-	-	0	0	0	-	-	-	0	0	0	43
44 Rheumatic fever (400-402)	-	-	-	0	0	0	-	-	-	0	0	0	44
45 Heart diseases (410-443)	14	9	5	259.3	290.3	217.4	14	11	3	245.6	407.4	100.0	45
46 Hypertension without mention of heart (444-447)	1	-	1	18.5	0	43.5	2	-	2	35.1	0	66.7	46
47 Influenza and pneumonia (480-483, 490-493)	1	1	-	18.5	32.3	0	4	-	4	70.2	0	133.3	47
48 Bronchitis (500-502)	-	-	-	0	0	0	1	1	-	17.5	37.0	0	48
49 Ulcer of stomach and duodenum (540-541)	-	-	-	0	0	0	-	-	-	0	0	0	49
50 Appendicitis (550-553)	1	1	-	18.5	32.3	0	-	-	-	0	0	0	50
51 Intestinal obstruction and hernia (560, 561, 570)	1	1	-	18.5	32.3	0	-	-	-	0	0	0	51
52 Gastritis, duodenitis, enteritis and colitis (except diarrhea of the newborn) (543, 571, 572)	2	-	2	37.0	0	87.0	1	1	1	17.5	37.0	33.3	52
53 Cirrhosis of liver (581)	1	-	1	0	0	0	1	-	1	17.5	0	0	53
54 Nephritis and nephrosis (590-594)	2	-	2	37.0	0	87.0	1	-	1	17.5	0	33.3	54
55 Hyperplasia of prostate (610)	-	-	-	0	0	0	-	-	-	0	0	0	55
56 Complications of pregnancy, childbirth and the puerperium (640-652, 670-689)	-	-	-	0	0	0	-	-	-	0	0	0	56
57 Congenital malformations (750-759)	2	-	2	37.0	0	87.0	-	-	-	0	0	0	57
58 Birth injuries, postnatal asphyxia and atelectasis (760-762)	1	1	-	37.0	32.3	43.5	-	-	-	0	0	0	58
59 Infection of the newborn (763-768)	2	-	2	0	0	0	1	-	1	17.5	0	33.3	59
60 Other diseases peculiar to early infancy, and immaturity unqualified (769-776)	1	-	1	18.5	0	43.5	1	-	1	17.5	0	33.3	60
61 Senility, without mention of psychosis (794)	-	-	-	0	0	0	-	-	-	0	0	0	61
62 Ill-defined and unknown causes (780-793, 795)	1	1	-	18.5	32.3	0	-	-	-	0	0	0	62
63 Motor vehicle accidents (E810-E835)	4	2	2	74.1	64.5	87.0	1	-	1	17.5	0	33.3	63
64 All other accidents (E800-E802, E840-E962)	-	-	-	0	0	0	-	-	-	0	0	0	64
65 Suicide (E963, E970, E979)	-	-	-	0	0	0	1	-	1	17.5	0	33.3	65
66 Homicide (E964, E980-E985)	1	-	1	18.5	0	43.5	-	-	-	0	0	0	66
67 All other diseases (residual)	4	3	1	74.1	96.8	43.5	4	2	2	70.2	74.1	66.7	67

TABLE XIV-C VITAL STATISTICS, BY CITY, BY RACE, GEORGIA, 1958
POPULATION 2,500-9,999

ITEM	Porterdale						Quitman						
	Number			Rate or Ratio *			Number			Rate or Ratio *			
	Total	White	Non-White	Total	White	Non-White	Total	White	Non-White	Total	White	Non-White	
1 Estimated population	3,500	3,400	100				5,100	2,800	2,300				1
LIVE BIRTHS													
2 Total	61	53	8	17.4	15.6	80.0	119	46	73	23.3	16.4	31.7	2
3 Delivered in hospital	60	53	7	98.4%	100.0%	87.5%	63	44	19	52.9%	95.7%	26.0%	3
4 Delivered in home by physician	1	-	1	0%	0%	0%	-	-	-	0%	0%	0%	4
5 Delivered in home by midwife	1	-	1	1.6%	0%	12.5%	56	2	54	47.1%	4.3%	74.0%	5
6 Other deliveries	7	5	2	0%	0%	0%	-	-	-	0%	0%	0%	6
7 Immature births	7	5	2	114.8	94.3	250.0	12	4	8	100.8	87.0	109.6	7
8 Live births to un-wed mothers	3	1	2	49.2	18.9	250.0	20	-	20	168.1	0	274.0	8
FETAL DEATHS													
9 Total	1	1	-	16.4	18.9	0	6	2	4	50.4	43.5	54.8	9
10 Under 20 weeks gestation	-	-	-	0	0	0	1	1	-	8.4	21.7	0	10
11 20-27 weeks gestation	-	-	-	0	0	0	1	1	-	8.4	21.7	0	11
12 28 weeks and more	1	1	-	16.4	18.9	0	3	-	3	25.2	0	41.1	12
13 Unknown length of gestation	-	-	-	0	0	0	1	-	1	8.4	0	13.7	13
DEATHS													
14 Total, all ages	13	11	2	371.4	323.5	2000.0	67	34	33	1313.7	1214.3	1434.8	14
15 Under 1 year	3	2	1	49.2	37.7	125.0	4	2	2	33.6	43.5	27.4	15
16 Under 28 days	2	2	-	32.8	37.7	0	2	1	1	16.8	21.7	13.7	16
17 Deaths from immaturity	-	-	-	0	0	0	1	-	1	8.4	0	13.7	17
18 1-4 years **	-	-	-	0	0	0	1	-	1	-	-	-	18
19 Maternal deaths	1	1	-	163.9	188.7	0	2	-	2	168.1	0	274.0	19
CAUSE OF DEATH													
20 Tuberculosis, all forms (001-019)	-	-	-	0	0	0	-	-	-	0	0	0	20
21 Syphilis and its sequelae (020-029)	-	-	-	0	0	0	-	-	-	0	0	0	21
22 Typhoid fever (040)	-	-	-	0	0	0	-	-	-	0	0	0	22
23 Dysentery, all forms (045-048)	-	-	-	0	0	0	-	-	-	0	0	0	23
24 Scarlet fever (050)	-	-	-	0	0	0	-	-	-	0	0	0	24
25 Streptococcal sore throat (051)	-	-	-	0	0	0	-	-	-	0	0	0	25
26 Diphtheria (055)	-	-	-	0	0	0	-	-	-	0	0	0	26
27 Whooping cough (056)	-	-	-	0	0	0	-	-	-	0	0	0	27
28 Meningococcal infections (057)	-	-	-	0	0	0	-	-	-	0	0	0	28
29 Acute poliomyelitis (080)	-	-	-	0	0	0	-	-	-	0	0	0	29
30 Acute infectious encephalitis (082)	-	-	-	0	0	0	-	-	-	0	0	0	30
31 Smallpox (084)	-	-	-	0	0	0	-	-	-	0	0	0	31
32 Measles (085)	-	-	-	0	0	0	-	-	-	0	0	0	32
33 Typhus and other rickettsial diseases (100-103, 105-108)	-	-	-	0	0	0	-	-	-	0	0	0	33
34 Rocky Mountain spotted fever (104)	-	-	-	0	0	0	-	-	-	0	0	0	34
35 Malaria (110-117)	-	-	-	0	0	0	-	-	-	0	0	0	35
36 All other diseases classified as infective and parasitic (030-039, 041-044, 049, 052-054, 059-074, 081, 083, 086-096, 120-138)	-	-	-	0	0	0	-	-	-	0	0	0	36
37 Malignant neoplasms, including neoplasms of lymphatic and hematopoietic tissues (140-205)	-	-	-	0	0	0	3	3	-	58.8	107.1	0	37
38 Benign and unspecified neoplasms (210-239)	-	-	-	0	0	0	-	-	-	0	0	0	38
39 Diabetes mellitus (260)	-	-	-	0	0	0	-	-	-	0	0	0	39
40 Pellagra (281)	-	-	-	0	0	0	-	-	-	0	0	0	40
41 Anemias (290-293)	-	-	-	0	0	0	1	-	1	19.6	0	43.5	41
42 Vascular lesions affecting central nervous system (330-334)	1	1	-	28.6	29.4	0	18	6	12	352.9	214.3	521.7	42
43 Nonmeningococcal meningitis (340)	-	-	-	0	0	0	-	-	-	0	0	0	43
44 Rheumatic fever (400-402)	-	-	-	0	0	0	-	-	-	0	0	0	44
45 Heart diseases (410-443)	3	3	-	85.7	88.2	0	26	18	8	509.8	642.9	347.8	45
46 Hypertension without mention of heart (444-447)	-	-	-	0	0	0	-	-	-	0	0	0	46
47 Influenza and pneumonia (480-483, 490-493)	1	-	1	28.6	0	1000.0	4	2	2	78.4	71.4	87.0	47
48 Bronchitis (500-502)	-	-	-	0	0	0	-	-	-	0	0	0	48
49 Ulcer of stomach and duodenum (540-541)	-	-	-	0	0	0	-	-	-	0	0	0	49
50 Appendicitis (550-553)	-	-	-	0	0	0	-	-	-	0	0	0	50
51 Intestinal obstruction and hernia (560, 561, 570)	-	-	-	0	0	0	-	-	-	0	0	0	51
52 Gastritis, duodenitis, enteritis and colitis (except diarrhea of the newborn) (543, 571, 572)	-	-	-	0	0	0	-	-	-	0	0	0	52
53 Cirrhosis of liver (581)	-	-	-	0	0	0	-	-	-	0	0	0	53
54 Nephritis and nephrosis (590-594)	-	-	-	0	0	0	3	1	2	58.8	35.7	87.0	54
55 Hyperplasia of prostate (610)	-	-	-	0	0	0	-	-	-	0	0	0	55
56 Complications of pregnancy, childbirth and the puerperium (640-652, 670-689)	1	1	-	28.6	29.4	0	2	-	2	39.2	0	87.0	56
57 Congenital malformations (750-759)	-	-	-	0	0	0	1	1	-	19.6	35.7	0	57
58 Birth injuries, postnatal asphyxia and atelectasis (760-762)	1	1	-	28.6	29.4	0	-	-	-	0	0	0	58
59 Infection of the newborn (763-768)	-	-	-	0	0	0	-	-	-	0	0	0	59
60 Other diseases peculiar to early infancy, and immaturity unqualified (769-776)	1	1	-	28.6	29.4	0	1	-	1	19.6	0	43.5	60
61 Senility, without mention of psychosis (794)	-	-	-	0	0	0	-	-	-	0	0	0	61
62 Ill-defined and unknown causes (780-793, 795)	-	-	-	0	0	0	-	-	-	0	0	0	62
63 Motor vehicle accidents (E810-E835)	-	-	-	0	0	0	2	1	1	39.2	35.7	43.5	63
64 All other accidents (E800-E802, E840-E962)	1	1	-	28.6	29.4	0	4	1	3	78.4	35.7	130.4	64
65 Suicide (E963, E970, E979)	-	-	-	0	0	0	-	-	-	0	0	0	65
66 Homicide (E964, E980-E985)	-	-	-	0	0	0	1	-	1	19.6	0	43.5	66
67 All other diseases (residual)	4	3	1	114.3	88.2	1000.0	1	1	-	19.6	35.7	0	67

TABLE XIV-C VITAL STATISTICS, BY CITY, BY RACE, GEORGIA, 1958
POPULATION 2,500-9,999

ITEM	Rockmart						Rossville						
	Number			Rate or Ratio *			Number			Rate or Ratio *			
	Total	White	Non-White	Total	White	Non-White	Total	White	Non-White	Total	White	Non-White	
1 Estimated population	4,100	3,500	600				4,700	4,700	000				1
LIVE BIRTHS													
2 Total	95	74	21	23.2	21.1	35.0	160	158	2	34.0	33.6	...	2
3 Delivered in hospital	94	74	20	98.9%	100.0%	95.2%	158	156	2	98.8%	98.7%	100.0%	3
4 Delivered in home by physician	1	-	1	1.1%	0%	4.8%	2	-	-	1.3%	1.3%	0%	4
5 Delivered in home by midwife	-	-	-	0%	0%	0%	-	-	-	0%	0%	0%	5
6 Other deliveries	-	-	-	0%	0%	0%	-	-	-	0%	0%	0%	6
7 Immature births	5	1	4	52.6	13.5	190.5	10	10	-	62.5	63.3	0	7
8 Live births to un-wed mothers	5	1	4	52.6	13.5	190.5	3	3	-	18.8	19.0	0	8
FETAL DEATHS													
9 Total	1	-	1	10.5	0	47.6	12	12	-	75.0	75.9	0	9
10 Under 20 weeks gestation	-	-	-	0	0	0	8	8	-	50.0	50.6	0	10
11 20-27 weeks gestation	-	-	-	0	0	0	1	1	-	6.3	6.3	0	11
12 28 weeks and more	1	-	1	10.5	0	47.6	3	3	-	18.8	19.0	0	12
13 Unknown length of gestation	-	-	-	0	0	0	-	-	-	0	0	0	13
DEATHS													
14 Total, all ages	35	30	5	853.7	857.1	833.3	63	63	-	1340.4	1340.4	...	14
15 Under 1 year	1	1	-	10.5	13.5	0	2	2	-	12.5	12.7	0	15
16 Under 28 days	1	1	-	10.5	13.5	0	2	2	-	12.5	12.7	0	16
17 Deaths from immaturity	-	-	-	0	0	0	1	1	-	6.3	6.3	0	17
18 1-4 years **	1	1	-	-	-	-	-	-	-	-	-	-	18
19 Maternal deaths	-	-	-	0	0	0	-	-	-	0	0	0	19
CAUSE OF DEATH													
20 Tuberculosis, all forms (001-019)	-	-	-	0	0	0	-	-	-	0	0	...	20
21 Syphilis and its sequelae (020-029)	-	-	-	0	0	0	-	-	-	0	0	...	21
22 Typhoid fever (040)	-	-	-	0	0	0	-	-	-	0	0	...	22
23 Dysentery, all forms (045-048)	-	-	-	0	0	0	-	-	-	0	0	...	23
24 Scarlet fever (050)	-	-	-	0	0	0	-	-	-	0	0	...	24
25 Streptococcal sore throat (051)	-	-	-	0	0	0	-	-	-	0	0	...	25
26 Diphtheria (055)	-	-	-	0	0	0	-	-	-	0	0	...	26
27 Whooping cough (056)	-	-	-	0	0	0	-	-	-	0	0	...	27
28 Meningococcal infections (057)	-	-	-	0	0	0	-	-	-	0	0	...	28
29 Acute poliomyelitis (080)	-	-	-	0	0	0	-	-	-	0	0	...	29
30 Acute infectious encephalitis (082)	-	-	-	0	0	0	-	-	-	0	0	...	30
31 Smallpox (084)	-	-	-	0	0	0	-	-	-	0	0	...	31
32 Measles (085)	-	-	-	0	0	0	-	-	-	0	0	...	32
33 Typhus and other rickettsial diseases (100-103, 105-108)	-	-	-	0	0	0	-	-	-	0	0	...	33
34 Rocky Mountain spotted fever (104)	-	-	-	0	0	0	-	-	-	0	0	...	34
35 Malaria (110-117)	-	-	-	0	0	0	-	-	-	0	0	...	35
36 All other diseases classified as infective and parasitic (030-039, 041-044, 049, 052-054, 059-074, 081, 083, 086-096, 120-138)	-	-	-	0	0	0	-	-	-	0	0	...	36
37 Malignant neoplasms, including neoplasms of lymphatic and haemopoietic tissues (140-205)	6	5	1	146.3	142.9	166.7	10	10	-	212.8	212.8	...	37
38 Benign and unspecified neoplasms (210-239)	1	1	-	24.4	28.6	0	-	-	-	0	0	...	38
39 Diabetes mellitus (260)	-	-	-	0	0	0	1	1	-	21.3	21.3	...	39
40 Pellagra (281)	-	-	-	0	0	0	-	-	-	0	0	...	40
41 Anemias (290-293)	-	-	-	0	0	0	-	-	-	0	0	...	41
42 Vascular lesions affecting central nervous system (330-334)	3	1	2	73.2	28.6	333.3	6	6	-	127.7	127.7	...	42
43 Nonmeningococcal meningitis (340)	-	-	-	0	0	0	-	-	-	0	0	...	43
44 Rheumatic fever (400-402)	-	-	-	0	0	0	-	-	-	0	0	...	44
45 Heart diseases (410-443)	17	16	1	414.6	457.1	166.7	22	22	-	468.1	468.1	...	45
46 Hypertension without mention of heart (444-447)	-	-	-	0	0	0	-	-	-	0	0	...	46
47 Influenza and pneumonia (480-483, 490-493)	-	-	-	0	0	0	3	3	-	63.8	63.8	...	47
48 Bronchitis (500-502)	-	-	-	0	0	0	-	-	-	0	0	...	48
49 Ulcer of stomach and duodenum (540-541)	-	-	-	0	0	0	2	2	-	42.6	42.6	...	49
50 Appendicitis (550-553)	-	-	-	0	0	0	-	-	-	0	0	...	50
51 Intestinal obstruction and hernia (560, 561, 570)	-	-	-	0	0	0	-	-	-	0	0	...	51
52 Gastritis, duodenitis, enteritis and colitis (except diarrhea of the newborn) (543, 571, 572)	1	1	-	24.4	28.6	0	1	1	-	21.3	21.3	...	52
53 Cirrhosis of liver (581)	-	-	-	0	0	0	-	-	-	0	0	...	53
54 Nephritis and nephrosis (590-594)	-	-	-	0	0	0	-	-	-	0	0	...	54
55 Hyperplasia of prostate (610)	-	-	-	0	0	0	-	-	-	0	0	...	55
56 Complications of pregnancy, childbirth and the puerperium (640-652, 670-689)	-	-	-	0	0	0	-	-	-	0	0	...	56
57 Congenital malformations (750-759)	1	1	-	24.4	28.6	0	-	-	-	0	0	...	57
58 Birth injuries, postnatal asphyxia and atelectasis (760-762)	-	-	-	0	0	0	-	-	-	0	0	...	58
59 Infection of the newborn (763-768)	-	-	-	0	0	0	-	-	-	0	0	...	59
60 Other diseases peculiar to early infancy, and immaturity unqualified (769-776)	-	-	-	0	0	0	2	2	-	42.6	42.6	...	60
61 Senility, without mention of psychosis (794)	-	-	-	0	0	0	-	-	-	0	0	...	61
62 Ill-defined and unknown causes (780-793, 795)	1	-	1	24.4	0	166.7	3	2	-	42.6	42.6	...	62
63 Motor vehicle accidents (E810-E835)	-	-	-	0	0	0	3	3	-	63.8	63.8	...	63
64 All other accidents (E800-E802, E840-E962)	2	2	-	48.8	57.1	0	6	6	-	127.7	127.7	...	64
65 Suicide (E963, E970, E979)	-	-	-	0	0	0	-	-	-	0	0	...	65
66 Homicide (E964, E980-E985)	-	-	-	0	0	0	1	1	-	0	0	...	66
67 All other diseases (residual)	3	3	-	73.2	85.7	0	5	5	-	106.4	106.4	...	67

TABLE XIV-C VITAL STATISTICS, BY CITY, BY RACE, GEORGIA, 1958
POPULATION 2,500-9,999

ITEM	Sandersville						Statesboro						
	Number			Rate or Ratio *			Number			Rate or Ratio *			
	Total	White	Non-White	Total	White	Non-White	Total	White	Non-White	Total	White	Non-White	
1 Estimated population	5,200	2,200	3,000				7,000	4,700	2,300				1
LIVE BIRTHS													
2 Total	122	38	84	23.5	17.3	28.0	189	119	70	27.0	25.3	30.4	2
3 Delivered in hospital	53	36	17	43.4%	94.7%	20.2%	183	118	65	96.8%	99.2%	92.9%	3
4 Delivered in home by physician	2	2	0	1.6%	0%	2.4%	2	1	1	1.1%	0.8%	1.4%	4
5 Delivered in home by midwife	67	2	65	54.9%	5.3%	77.4%	4	4	2	2.1%	0%	5.7%	5
6 Other deliveries	1	1	0	0%	0%	0%	1	1	0	0%	0%	0%	6
7 Immature births	20	3	17	163.9	78.9	202.4	15	8	7	79.4	67.2	100.0	7
8 Live births to un-wed mothers	30	1	29	245.9	0	357.1	18	1	17	95.2	8.4	242.9	8
FETAL DEATHS													
9 Total	12	4	8	98.4	105.3	95.2	3	2	1	15.9	16.8	14.3	9
10 Under 20 weeks gestation	7	4	3	57.4	105.3	35.7	1	1	1	5.3	0	14.3	10
11 20-27 weeks gestation	2	1	1	16.4	0	23.8	1	1	0	0	0	0	11
12 28 weeks and more	3	1	2	24.6	0	35.7	1	1	0	5.3	8.4	0	12
13 Unknown length of gestation	1	1	0	0	0	0	1	1	0	5.3	8.4	0	13
DEATHS													
14 Total, all ages	66	32	34	1269.2	1454.5	1133.3	75	41	34	1071.4	872.3	1478.3	14
15 Under 1 year	1	1	0	8.2	0	11.9	3	1	2	15.9	8.4	28.6	15
16 Under 28 days	1	1	0	0	0	0	2	1	1	10.6	8.4	14.3	16
17 Deaths from immaturity	1	1	0	0	0	0	1	1	0	0	0	0	17
18 1-4 years **	1	1	0	0	0	0	1	1	1	0	0	0	18
19 Maternal deaths	1	1	0	0	0	0	1	1	0	0	0	0	19
CAUSE OF DEATH													
20 Tuberculosis, all forms (001-019)	1	1	0	19.2	0	33.3	1	1	1	14.3	0	43.5	20
21 Syphilis and its sequelae (020-029)	1	1	0	0	0	0	1	1	0	0	0	0	21
22 Typhoid fever (040)	1	1	0	0	0	0	1	1	0	0	0	0	22
23 Dysentery, all forms (045-048)	1	1	0	0	0	0	1	1	0	0	0	0	23
24 Scarlet fever (050)	1	1	0	0	0	0	1	1	0	0	0	0	24
25 Streptococcal sore throat (051)	1	1	0	19.2	0	33.3	1	1	0	0	0	0	25
26 Diphtheria (055)	1	1	0	0	0	0	1	1	0	0	0	0	26
27 Whooping cough (056)	1	1	0	0	0	0	1	1	0	0	0	0	27
28 Meningococcal infections (057)	1	1	0	0	0	0	1	1	0	0	0	0	28
29 Acute poliomyelitis (080)	1	1	0	0	0	0	1	1	0	0	0	0	29
30 Acute infectious encephalitis (082)	1	1	0	0	0	0	1	1	0	0	0	0	30
31 Smallpox (084)	1	1	0	0	0	0	1	1	0	0	0	0	31
32 Measles (085)	1	1	0	0	0	0	1	1	0	0	0	0	32
33 Typhus and other rickettsial diseases (100-103, 105-108)	1	1	0	0	0	0	1	1	0	0	0	0	33
34 Rocky Mountain spotted fever (104)	1	1	0	0	0	0	1	1	0	0	0	0	34
35 Malaria (110-117)	1	1	0	0	0	0	1	1	0	0	0	0	35
36 All other diseases classified as infective and parasitic (030-039, 041-044, 049, 052-054, 059-074, 081, 083, 086-096, 120-138)	1	1	0	0	0	0	1	1	0	0	0	0	36
37 Malignant neoplasms, including neoplasms of lymphatic and hematopoietic tissues (140-205)	5	3	2	96.2	136.4	66.7	13	8	5	185.7	170.2	217.4	37
38 Benign and unspecified neoplasms (210-239)	1	1	0	0	0	0	1	1	0	0	0	0	38
39 Diabetes mellitus (260)	1	1	0	0	0	0	1	1	0	0	0	0	39
40 Pellagra (281)	1	1	0	0	0	0	1	1	0	0	0	0	40
41 Anemias (290-293)	1	1	0	0	0	0	1	1	0	0	0	0	41
42 Vascular lesions affecting central nervous system (330-334)	15	6	9	288.5	272.7	300.0	15	7	8	214.3	148.9	347.8	42
43 Nonmeningococcal meningitis (340)	1	1	0	0	0	0	1	1	0	0	0	0	43
44 Rheumatic fever (400-402)	1	1	0	0	0	0	1	1	0	0	0	0	44
45 Heart diseases (410-443)	22	12	10	423.1	545.5	333.3	15	10	5	214.3	212.8	217.4	45
46 Hypertension without mention of heart (444-447)	2	2	0	38.5	0	66.7	2	2	2	28.6	42.6	0	46
47 Influenza and pneumonia (480-483, 490-493)	1	1	0	0	0	0	1	1	1	14.3	21.3	0	47
48 Bronchitis (500-502)	1	1	0	0	0	0	1	1	0	0	0	0	48
49 Ulcer of stomach and duodenum (540-541)	1	1	0	19.2	45.5	0	1	1	1	14.3	21.3	0	49
50 Appendicitis (550-553)	1	1	0	0	0	0	1	1	0	0	0	0	50
51 Intestinal obstruction and hernia (560, 561, 570)	1	1	0	19.2	0	33.3	1	1	1	14.3	21.3	0	51
52 Gastritis, duodenitis, enteritis and colitis (except diarrhea of the newborn) (543, 571, 572)	1	1	0	0	0	0	1	1	0	0	0	0	52
53 Cirrhosis of liver (581)	1	1	0	0	0	0	1	1	0	0	0	0	53
54 Nephritis and nephrosis (590-594)	1	1	0	19.2	0	33.3	4	1	3	57.1	21.3	130.4	54
55 Hyperplasia of prostate (610)	1	1	0	0	0	0	1	1	1	14.3	0	43.5	55
56 Complications of pregnancy, childbirth and the puerperium (640-652, 670-689)	1	1	0	0	0	0	1	1	0	0	0	0	56
57 Congenital malformations (750-759)	1	1	0	0	0	0	1	1	0	0	0	0	57
58 Birth injuries, postnatal asphyxia and atelectasis (760-762)	1	1	0	0	0	0	1	1	0	0	0	0	58
59 Infection of the newborn (763-768)	1	1	0	0	0	0	1	1	0	0	0	0	59
60 Other diseases peculiar to early infancy, and immaturity unqualified (769-776)	1	1	0	0	0	0	2	1	1	28.6	21.3	43.5	60
61 Senility, without mention of psychosis (794)	1	1	0	0	0	0	1	1	0	0	0	0	61
62 Ill-defined and unknown causes (780-793, 795)	1	1	0	19.2	0	33.3	2	1	2	28.6	0	87.0	62
63 Motor vehicle accidents (E810-E835)	2	2	0	38.5	90.9	0	1	1	1	14.3	21.3	0	63
64 All other accidents (E800-E802, E840-E962)	1	1	0	19.2	0	33.3	4	1	3	57.1	21.3	130.4	64
65 Suicide (E963, E970, E979)	1	1	0	0	0	0	1	1	1	0	0	0	65
66 Homicide (E964, E980-E985)	1	1	0	0	0	0	1	1	1	0	0	0	66
67 All other diseases (residual)	13	8	5	250.0	363.6	166.7	12	7	5	171.4	148.9	217.4	67

TABLE XIV-C VITAL STATISTICS, BY CITY, BY RACE, GEORGIA, 1958
POPULATION 2,500-9,999

ITEM	Summerville						Swainsboro						
	Number			Rate or Ratio *			Number			Rate or Ratio *			
	Total	White	Non-White	Total	White	Non-White	Total	White	Non-White	Total	White	Non-White	
1 Estimated population	5,200	4,700	500				4,900	3,000	1,900				1
LIVE BIRTHS													
2 Total	100	90	10	19.2	19.1	20.0	123	67	56	25.1	22.3	29.5	2
3 Delivered in hospital	97	90	7	97.0%	100.0%	70.0%	100	67	33	81.3%	100.0%	58.9%	3
4 Delivered in home by physician	1	-	1	1.0%	0%	10.0%	2	-	2	1.6%	0%	3.6%	4
5 Delivered in home by midwife	2	-	2	2.0%	0%	20.0%	21	-	21	17.1%	0%	37.5%	5
6 Other deliveries	-	-	-	0%	0%	0%	-	-	-	0%	0%	0%	6
7 Immature births	10	9	1	100.0	100.0	100.0	10	4	6	81.3	59.7	107.1	7
8 Live births to un-wed mothers	4	2	2	40.0	22.2	200.0	14	1	13	113.8	14.9	232.1	8
FETAL DEATHS													
9 Total	1	-	1	10.0	0	100.0	5	-	5	40.7	0	89.3	9
10 Under 20 weeks gestation	-	-	-	0	0	0	1	-	1	8.1	0	17.9	10
11 20-27 weeks gestation	1	-	1	10.0	0	100.0	-	-	-	0	0	0	11
12 28 weeks and more	-	-	-	0	0	0	4	-	4	32.5	0	71.4	12
13 Unknown length of gestation	-	-	-	0	0	0	-	-	-	0	0	0	13
DEATHS													
14 Total, all ages	47	39	8	903.8	829.8	1600.0	65	29	36	1326.5	966.7	1894.7	14
15 Under 1 year	5	4	1	50.0	44.4	100.0	9	1	8	73.2	14.9	142.9	15
16 Under 28 days	3	3	-	30.0	33.3	0	3	-	3	24.4	0	53.6	16
17 Deaths from immaturity	1	-	1	0	0	0	-	-	-	0	0	0	17
18 1-4 years **	2	2	-	-	-	-	2	1	1	-	-	-	18
19 Maternal deaths	-	-	-	0	0	0	1	1	-	81.3	149.3	0	19
CAUSE OF DEATH													
20 Tuberculosis, all forms (001-019)	-	-	-	0	0	0	-	-	-	0	0	0	20
21 Syphilis and its sequelae (020-029)	-	-	-	0	0	0	-	-	-	0	0	0	21
22 Typhoid fever (040)	-	-	-	0	0	0	-	-	-	0	0	0	22
23 Dysentery, all forms (045-048)	-	-	-	0	0	0	-	-	-	0	0	0	23
24 Scarlet fever (050)	-	-	-	0	0	0	-	-	-	0	0	0	24
25 Streptococcal sore throat (051)	-	-	-	0	0	0	-	-	-	0	0	0	25
26 Diphtheria (055)	-	-	-	0	0	0	-	-	-	0	0	0	26
27 Whooping cough (056)	-	-	-	0	0	0	-	-	-	0	0	0	27
28 Meningococcal infections (057)	-	-	-	0	0	0	-	-	-	0	0	0	28
29 Acute poliomyelitis (080)	-	-	-	0	0	0	-	-	-	0	0	0	29
30 Acute infectious encephalitis (082)	-	-	-	0	0	0	-	-	-	0	0	0	30
31 Smallpox (084)	-	-	-	0	0	0	-	-	-	0	0	0	31
32 Measles (085)	-	-	-	0	0	0	-	-	-	0	0	0	32
33 Typhus and other rickettsial diseases (100-103, 105-108)	-	-	-	0	0	0	-	-	-	0	0	0	33
34 Rocky Mountain spotted fever (104)	-	-	-	0	0	0	-	-	-	0	0	0	34
35 Malaria (110-117)	-	-	-	0	0	0	-	-	-	0	0	0	35
36 All other diseases classified as infective and parasitic (030-039, 041-044, 049, 052-054, 059-074, 081, 083, 086-096, 120-138)	-	-	-	0	0	0	-	-	-	0	0	0	36
37 Malignant neoplasms, including neoplasms of lymphatic and haematopoietic tissues (140-205)	8	6	2	153.8	127.7	400.0	2	1	1	40.8	33.3	52.6	37
38 Benign and unspecified neoplasms (210-239)	1	1	0	19.2	0	200.0	-	-	-	0	0	0	38
39 Diabetes mellitus (260)	2	2	0	38.5	42.6	0	-	-	-	0	0	0	39
40 Pellagra (281)	0	0	0	0	0	0	-	-	-	0	0	0	40
41 Anemias (290-293)	1	0	1	0	0	0	1	0	1	20.4	0	52.6	41
42 Vascular lesions affecting central nervous system (330-334)	9	6	3	173.1	127.7	600.0	13	3	10	265.3	100.0	526.3	42
43 Nonmeningococcal meningitis (340)	-	-	-	0	0	0	-	-	-	0	0	0	43
44 Rheumatic fever (400-402)	-	-	-	0	0	0	-	-	-	0	0	0	44
45 Heart diseases (410-443)	12	12	0	230.8	255.3	0	25	13	12	510.2	433.3	631.6	45
46 Hypertension without mention of heart (444-447)	-	-	-	0	0	0	-	-	-	0	0	0	46
47 Influenza and pneumonia (480-483, 490-493)	1	1	0	19.2	21.3	0	7	4	3	142.9	133.3	157.9	47
48 Bronchitis (500-502)	-	-	-	0	0	0	-	-	-	0	0	0	48
49 Ulcer of stomach and duodenum (540-541)	-	-	-	0	0	0	-	-	-	0	0	0	49
50 Appendicitis (550-553)	-	-	-	0	0	0	-	-	-	0	0	0	50
51 Intestinal obstruction and hernia (560, 561, 570)	-	-	-	0	0	0	1	-	1	20.4	0	52.6	51
52 Gastritis, duodenitis, enteritis and colitis (except diarrhea of the newborn) (543, 571, 572)	1	-	1	19.2	0	200.0	1	-	1	20.4	0	52.6	52
53 Cirrhosis of liver (581)	-	-	-	0	0	0	-	1	-	20.4	33.3	0	53
54 Nephritis and nephrosis (590-594)	-	-	-	0	0	0	1	-	1	20.4	0	52.6	54
55 Hyperplasia of prostate (610)	1	-	1	19.2	0	200.0	1	-	1	20.4	0	52.6	55
56 Complications of pregnancy, childbirth and the puerperium (640-652, 670-689)	-	-	-	0	0	0	1	1	-	20.4	33.3	0	56
57 Congenital malformations (750-759)	1	1	0	19.2	21.3	0	-	-	-	0	0	0	57
58 Birth injuries, postnatal asphyxia and atelectasis (760-762)	2	2	0	38.5	42.6	0	1	-	1	20.4	0	52.6	58
59 Infection of the newborn (763-768)	-	-	-	0	0	0	-	-	-	0	0	0	59
60 Other diseases peculiar to early infancy, and immaturity unqualified (769-776)	-	-	-	0	0	0	3	-	3	61.2	0	157.9	60
61 Senility, without mention of psychosis (794)	-	-	-	0	0	0	-	-	-	0	0	0	61
62 Ill-defined and unknown causes (780-793, 795)	-	-	-	0	0	0	-	-	-	0	0	0	62
63 Motor vehicle accidents (E810-E835)	3	3	0	57.7	63.8	0	1	1	-	20.4	33.3	0	63
64 All other accidents (E800-E802, E840-E962)	4	4	0	76.9	85.1	0	2	1	1	40.8	33.3	52.6	64
65 Suicide (E963, E970, E979)	-	-	-	0	0	0	-	-	-	0	0	0	65
66 Homicide (E964, E980-E985)	-	-	-	0	0	0	-	-	-	0	0	0	66
67 All other diseases (residual)	2	2	-	38.5	42.6	0	4	4	-	81.6	133.3	0	67

TABLE XIV-C VITAL STATISTICS, BY CITY, BY RACE, GEORGIA, 1958
POPULATION 2,500-9,999

ITEM	Sylvania						Sylvester						
	Number			Rate or Ratio *			Number			Rate or Ratio *			
	Total	White	Non-White	Total	White	Non-White	Total	White	Non-White	Total	White	Non-White	
1 Estimated population	3,300	1,900	1,400				3,000	1,700	1,300				1
LIVE BIRTHS													
2 Total	83	46	37	25.2	24.2	26.4	84	35	49	28.0	20.6	37.7	2
3 Delivered in hospital	64	46	18	77.1%	100.0%	48.6%	56	35	21	66.7%	100.0%	42.9%	3
4 Delivered in home by physician				0%	0%	0%				0%	0%	0%	4
5 Delivered in home by midwife	19		19	22.9%	0%	51.4%	28		28	33.3%	0%	57.1%	5
6 Other deliveries				0%	0%	0%				0%	0%	0%	6
7 Immature births	9	6	3	108.4	130.4	81.1	4	1	3	47.6	28.6	61.2	7
8 Live births to un-wed mothers	6		6	72.3	0	162.2	21		21	250.0	0	428.6	8
FETAL DEATHS													
9 Total	1		1	12.0	0	27.0	4		4	47.6	0	81.6	9
10 Under 20 weeks gestation				0	0	0				0	0	0	10
11 20-27 weeks gestation	1		1	12.0	0	27.0				0	0	0	11
12 28 weeks and more				0	0	0	4		4	47.6	0	81.6	12
13 Unknown length of gestation				0	0	0				0	0	0	13
DEATHS													
14 Total, all ages	32	19	13	969.7	1000.0	928.6	45	23	22	1500.0	1352.9	1692.3	14
15 Under 1 year	3	2	1	36.1	43.5	27.0	4	1	3	47.6	28.6	61.2	15
16 Under 28 days	2	1	1	24.1	21.7	27.0	4	1	3	47.6	28.6	61.2	16
17 Deaths from immaturity	1	1		12.0	21.7	0	1		1	11.9	0	20.4	17
18 1-4 years **	1		1										18
19 Maternal deaths				0	0	0				0	0	0	19
CAUSE OF DEATH													
20 Tuberculosis, all forms (001-019)				0	0	0				0	0	0	20
21 Syphilis and its sequelae (020-029)				0	0	0				0	0	0	21
22 Typhoid fever (040)				0	0	0				0	0	0	22
23 Dysentery, all forms (045-048)				0	0	0				0	0	0	23
24 Scarlet fever (050)				0	0	0				0	0	0	24
25 Streptococcal sore throat (051)				0	0	0				0	0	0	25
26 Diphtheria (055)				0	0	0				0	0	0	26
27 Whooping cough (056)				0	0	0				0	0	0	27
28 Meningococcal infections (057)				0	0	0				0	0	0	28
29 Acute poliomyelitis (080)				0	0	0				0	0	0	29
30 Acute infectious encephalitis (082)				0	0	0				0	0	0	30
31 Smallpox (084)				0	0	0				0	0	0	31
32 Measles (085)				0	0	0				0	0	0	32
33 Typhus and other rickettsial diseases (100-103, 105-108)				0	0	0				0	0	0	33
34 Rocky Mountain spotted fever (104)				0	0	0				0	0	0	34
35 Malaria (110-117)				0	0	0				0	0	0	35
36 All other diseases classified as infective and parasitic (030-039, 041-044, 049, 052-054, 059-074, 081, 083, 086-096, 120-138)				0	0	0	1		1	33.3	0	76.9	36
37 Malignant neoplasms, including neoplasms of lymphatic and haematopoietic tissues (140-205)	2	2		60.6	105.3	0	7	5	2	233.3	294.1	153.8	37
38 Benign and unspecified neoplasms (210-239)				0	0	0				0	0	0	38
39 Diabetes mellitus (260)	1	1		30.3	0	71.4				0	0	0	39
40 Pellagra (281)				0	0	0				0	0	0	40
41 Anemias (290-293)				0	0	0				0	0	0	41
42 Vesicular lesions affecting central nervous system (330-334)	3	1	2	90.9	52.6	142.9	8	2	6	266.7	117.6	461.5	42
43 Nonmeningococcal meningitis (340)				0	0	0				0	0	0	43
44 Rheumatic fever (400-402)				0	0	0				0	0	0	44
45 Heart diseases (410-443)	14	9	5	424.2	473.7	357.1	12	8	4	400.0	470.6	307.7	45
46 Hypertension without mention of heart (444-447)	1	1		30.3	52.6	0	2		2	66.7	0	153.8	46
47 Influenza and pneumonia (480-483, 490-493)	1		1	30.3	0	71.4	2	1	1	66.7	58.8	76.9	47
48 Bronchitis (500-502)	1		1	30.3	0	71.4				0	0	0	48
49 Ulcer of stomach and duodenum (540-541)	1	1		30.3	52.6	0				0	0	0	49
50 Appendicitis (550-553)				0	0	0				0	0	0	50
51 Intestinal obstruction and hernia (560, 561, 570)				0	0	0				0	0	0	51
52 Gastritis, duodenitis, enteritis and colitis (except diarrhea of the newborn) (543, 571, 572)				0	0	0				0	0	0	52
53 Cirrhosis of liver (581)				0	0	0				0	0	0	53
54 Nephritis and nephrosis (590-594)	1	1		30.3	0	71.4	1	1		33.3	58.8	0	54
55 Hyperplasia of prostate (610)				0	0	0				0	0	0	55
56 Complications of pregnancy, childbirth and the puerperium (640-652, 670-689)				0	0	0				0	0	0	56
57 Congenital malformations (750-759)	1	1		30.3	52.6	0	1	1		33.3	58.8	0	57
58 Birth injuries, postnatal asphyxia and atelectasis (760-762)	1		1	30.3	0	71.4				0	0	0	58
59 Infection of the newborn (763-768)	1			0	0	0				0	0	0	59
60 Other diseases peculiar to early infancy, and immaturity unqualified (769-776)	1	1		30.3	52.6	0	3		3	100.0	0	230.8	60
61 Senility, without mention of psychosis (794)				0	0	0				0	0	0	61
62 Ill-defined and unknown causes (780-793, 795)				0	0	0	3		2	100.0	58.8	153.8	62
63 Motor vehicle accidents (E810-E835)	1	1		30.3	52.6	0				33.3	58.8	0	63
64 All other accidents (E800-E802, E840-E962)	3	2	1	90.9	105.3	71.4	1	1		33.3	58.8	0	64
65 Suicide (E963, E970, E979)				0	0	0				0	0	0	65
66 Homicide (E964, E980-E985)				0	0	0				0	0	0	66
67 All other diseases (residual)				0	0	0	4	3	1	133.3	176.5	76.9	67

TABLEXIV-C VITAL STATISTICS, BY CITY, BY RACE, GEORGIA, 1958
POPULATION 2,500-9,999

ITEM	Tallahassee						Thomson						
	Number			Rate or Ratio *			Number			Rate or Ratio *			
	Total	White	Non-White	Total	White	Non-White	Total	White	Non-White	Total	White	Non-White	
1 Estimated population	3,200	2,900	300				3,800	2,500	1,300				1
LIVE BIRTHS													
2 Total	44	42	2	13.8	14.5	6.7	127	68	59	33.4	27.2	45.4	2
3 Delivered in hospital	41	40	1	93.2%	95.2%	50.0%	105	68	37	82.7%	100.0%	62.7%	3
4 Delivered in home by physician	3	2	1	6.8%	4.8%	50.0%	3	-	3	2.4%	0%	5.1%	4
5 Delivered in home by midwife				0%	0%	0%	19	-	19	15.0%	0%	32.2%	5
6 Other deliveries				0%	0%	0%	-	-	-	0%	0%	0%	6
7 Immature births	3	3		68.2	71.4	0	14	3	11	110.2	44.1	186.4	7
8 Live births to un-wed mothers	2	1	1	45.5	23.8	500.0	21	1	20	165.4	14.7	339.0	8
FETAL DEATHS													
9 Total	2	1	1	45.5	23.8	500.0	4	1	3	31.5	14.7	50.8	9
10 Under 20 weeks gestation	1	1		22.7	23.8	0	1	-	1	7.9	0	16.9	10
11 20-27 weeks gestation				0	0	0	1	-	1	7.9	0	16.9	11
12 28 weeks and more	1		1	22.7	0	500.0	2	1	1	15.7	14.7	16.9	12
13 Unknown length of gestation				0	0	0	-	-	-	0	0	0	13
DEATHS													
14 Total, all ages	29	25	4	906.3	862.1	1333.3	65	36	29	1710.5	1440.0	2230.8	14
15 Under 1 year	1	1		22.7	23.8	0	6	3	3	47.2	44.1	50.8	15
16 Under 28 days	1	1		22.7	23.8	0	4	2	2	31.5	29.4	33.9	16
17 Deaths from immaturity	1	1		22.7	23.8	0	1	-	1	7.9	0	16.9	17
18 1-4 years **							1	1	-	-	-	-	18
19 Maternal deaths				0	0	0	-	-	-	0	0	0	19
CAUSE OF DEATH													
20 Tuberculosis, all forms (001-019)				0	0	0	1	1	-	26.3	40.0	0	20
21 Syphilis and its sequelae (020-029)				0	0	0	-	-	-	0	0	0	21
22 Typhoid fever (040)				0	0	0	-	-	-	0	0	0	22
23 Dysentery, all forms (045-048)				0	0	0	-	-	-	0	0	0	23
24 Scarlet fever (050)				0	0	0	-	-	-	0	0	0	24
25 Streptococcal sore throat (051)				0	0	0	-	-	-	0	0	0	25
26 Diphtheria (055)				0	0	0	-	-	-	0	0	0	26
27 Whooping cough (056)				0	0	0	-	-	-	0	0	0	27
28 Meningococcal infections (057)				0	0	0	-	-	-	0	0	0	28
29 Acute poliomyelitis (080)				0	0	0	-	-	-	0	0	0	29
30 Acute infectious encephalitis (082)				0	0	0	-	-	-	0	0	0	30
31 Smallpox (084)				0	0	0	-	-	-	0	0	0	31
32 Measles (085)				0	0	0	-	-	-	0	0	0	32
33 Typhus and other rickettsial diseases (100-103, 105-108)				0	0	0	-	-	-	0	0	0	33
34 Rocky Mountain spotted fever (104)				0	0	0	-	-	-	0	0	0	34
35 Malaria (110-117)				0	0	0	-	-	-	0	0	0	35
36 All other diseases classified as infective and parasitic (030-039, 041-044, 049, 052-054, 059-074, 081, 083, 086-096, 120-138)				0	0	0	-	-	-	0	0	0	36
37 Malignant neoplasms, including neoplasms of lymphatic and haematopoietic tissues (140-205)	5	4	1	156.3	137.9	333.3	9	5	4	236.8	200.0	307.7	37
38 Benign and unspecified neoplasms (210-239)				0	0	0	1	1	-	26.3	40.0	0	38
39 Diabetes mellitus (260)				0	0	0	1	1	1	26.3	0	76.9	39
40 Pellagra (281)				0	0	0	-	-	-	0	0	0	40
41 Anemias (290-293)				0	0	0	-	-	-	0	0	0	41
42 Vascular lesions affecting central nervous system (330-334)	1	1		31.3	34.5	0	9	6	3	236.8	240.0	230.8	42
43 Nonmeningococcal meningitis (340)				0	0	0	-	-	-	0	0	0	43
44 Rheumatic fever (400-402)				0	0	0	-	-	-	0	0	0	44
45 Heart diseases (410-443)	8	8		250.0	275.9	0	20	11	9	526.3	440.0	692.3	45
46 Hypertension without mention of heart (444-447)				0	0	0	3	3	3	78.9	0	230.8	46
47 Influenza and pneumonia (480-483, 490-493)	2	1	1	62.5	34.5	333.3	1	-	-	0	0	0	47
48 Bronchitis (500-502)				0	0	0	-	-	-	0	0	0	48
49 Ulcer of stomach and duodenum (540-541)	1	1		31.3	34.5	0	-	-	-	0	0	0	49
50 Appendicitis (550-553)				0	0	0	-	-	-	0	0	0	50
51 Intestinal obstruction and hernia (560, 561, 570)				0	0	0	-	-	-	0	0	0	51
52 Gastritis, duodenitis, enteritis and colitis (except diarrhea of the newborn) (543, 571, 572)				0	0	0	1	1	-	26.3	40.0	0	52
53 Cirrhosis of liver (581)	1	1		31.3	0	333.3	1	1	-	26.3	40.0	0	53
54 Nephritis and nephrosis (590-594)				0	0	0	1	-	1	26.3	0	76.9	54
55 Hyperplasia of prostate (610)				0	0	0	-	-	-	0	0	0	55
56 Complications of pregnancy, childbirth and the puerperium (640-652, 670-689)				0	0	0	-	-	-	0	0	0	56
57 Congenital malformations (750-759)	2	2		62.5	69.0	0	-	-	-	0	0	0	57
58 Birth injuries, postnatal asphyxia and atelectasis (760-762)				0	0	0	2	1	1	52.6	40.0	76.9	58
59 Infection of the newborn (763-768)				0	0	0	-	-	-	0	0	0	59
60 Other diseases peculiar to early infancy, and immaturity unqualified (769-776)				0	0	0	-	-	-	0	0	0	60
61 Senility, without mention of psychosis (794)	1	1		31.3	34.5	0	2	1	1	52.6	40.0	76.9	61
62 Ill-defined and unknown causes (780-793, 795)	1	1		31.3	34.5	0	1	1	1	26.3	0	76.9	62
63 Motor vehicle accidents (E810-E835)	2	1	1	62.5	34.5	333.3	2	1	1	52.6	40.0	76.9	63
64 All other accidents (E800-E802, E840-E962)	1	1		31.3	34.5	0	1	1	-	26.3	40.0	0	64
65 Suicide (E963, E970, E979)	1	1		31.3	34.5	0	-	-	-	0	0	0	65
66 Homicide (E964, E980-E985)				0	0	0	-	-	-	0	0	0	66
67 All other diseases (residual)	3	3		93.8	103.4	0	10	6	4	263.2	240.0	307.7	67

TABLE XIV-C VITAL STATISTICS, BY CITY, BY RACE, GEORGIA, 1958
POPULATION 2,500- 9,999

ITEM	Tifton						Toccoa						
	Number			Rate or Ratio *			Number			Rate or Ratio *			
	Total	White	Non-White	Total	White	Non-White	Total	White	Non-White	Total	White	Non-White	
1 Estimated population	8,200	7,000	1,200				7,900	6,300	1,600				1
LIVE BIRTHS													
2 Total	241	183	58	29.4	26.1	48.3	200	160	40	25.3	25.4	25.0	2
3 Delivered in hospital	213	183	30	88.4%	100.0%	51.7%	192	159	33	96.0%	99.4%	82.5%	3
4 Delivered in home by physician	1	-	1	0.4%	0%	1.7%	1	1	-	0.5%	0.6%	0%	4
5 Delivered in home by midwife	27	-	27	11.2%	0%	46.6%	7	-	7	3.5%	0%	17.5%	5
6 Other deliveries	-	-	-	0%	0%	0%	-	-	-	0%	0%	0%	6
7 Immature births	16	9	7	6.6%	4.2	120.7	22	14	8	110.0	87.5	200.0	7
8 Live births to un-wed mothers	22	3	19	91.3	16.4	327.6	13	1	12	65.0	6.3	300.0	8
FETAL DEATHS													
9 Total	7	5	2	29.0	27.3	34.5	1	-	1	5.0	0	25.0	9
10 Under 20 weeks gestation	2	1	1	8.3	5.5	17.2	-	-	-	0	0	0	10
11 20-27 weeks gestation	-	-	-	0	0	0	-	-	-	0	0	0	11
12 28 weeks and more	4	3	1	16.6	16.4	17.2	1	-	1	5.0	0	25.0	12
13 Unknown length of gestation	1	1	-	4.1	5.5	0	-	-	-	0	0	0	13
DEATHS													
14 Total, all ages	80	58	22	975.6	828.6	1833.3	72	45	27	911.4	714.3	1687.5	14
15 Under 1 year	3	-	3	12.4	0	51.7	7	4	3	35.0	25.0	75.0	15
16 Under 28 days	3	-	3	12.4	0	51.7	4	3	1	20.0	18.8	25.0	16
17 Deaths from immaturity	2	-	2	8.3	0	34.5	-	-	-	0	0	0	17
18 1-4 years **	2	2	-	-	-	-	1	1	-	-	-	-	18
19 Maternal deaths	-	-	-	0	0	0	-	-	-	0	0	0	19
CAUSE OF DEATH													
20 Tuberculosis, all forms (001-019)	-	-	-	0	0	0	-	-	-	0	0	0	20
21 Syphilis and its sequelae (020-029)	-	-	-	0	0	0	-	-	-	0	0	0	21
22 Typhoid fever (040)	-	-	-	0	0	0	-	-	-	0	0	0	22
23 Dysentery, all forms (045-048)	-	-	-	0	0	0	-	-	-	0	0	0	23
24 Scarlet fever (050)	-	-	-	0	0	0	-	-	-	0	0	0	24
25 Streptococcal sore throat (051)	-	-	-	0	0	0	-	-	-	0	0	0	25
26 Diphtheria (055)	-	-	-	0	0	0	-	-	-	0	0	0	26
27 Whooping cough (056)	-	-	-	0	0	0	-	-	-	0	0	0	27
28 Meningococcal infections (057)	-	-	-	0	0	0	-	-	-	0	0	0	28
29 Acute poliomyelitis (080)	-	-	-	0	0	0	-	-	-	0	0	0	29
30 Acute infectious encephalitis (082)	-	-	-	0	0	0	-	-	-	0	0	0	30
31 Smallpox (084)	-	-	-	0	0	0	-	-	-	0	0	0	31
32 Measles (085)	-	-	-	0	0	0	-	-	-	0	0	0	32
33 Typhus and other rickettsial diseases (100-103, 105-108)	-	-	-	0	0	0	-	-	-	0	0	0	33
34 Rocky Mountain spotted fever (104)	-	-	-	0	0	0	-	-	-	0	0	0	34
35 Malaria (110-117)	-	-	-	0	0	0	-	-	-	0	0	0	35
36 All other diseases classified as infective and parasitic (030-039, 041-044, 049, 052-054, 059-074, 081, 083, 086-096, 120-138)	1	1	-	12.2	14.3	0	1	-	1	12.7	0	62.5	36
37 Malignant neoplasms, including neoplasms of lymphatic and haematopoietic tissues (140-205)	10	8	2	122.0	114.3	166.7	10	6	4	126.6	95.2	250.0	37
38 Benign and unspecified neoplasms (210-239)	-	-	-	0	0	0	-	-	-	0	0	0	38
39 Diabetes mellitus (260)	-	-	-	0	0	0	1	-	1	12.7	0	62.5	39
40 Pellagra (281)	-	-	-	0	0	0	-	-	-	0	0	0	40
41 Anemias (290-293)	-	-	-	0	0	0	-	-	-	0	0	0	41
42 Vascular lesions affecting central nervous system (330-334)	12	8	4	146.3	114.3	333.3	6	5	1	75.9	79.4	62.5	42
43 Nonmeningococcal meningitis (340)	-	-	-	0	0	0	-	-	-	0	0	0	43
44 Rheumatic fever (400-402)	-	-	-	0	0	0	-	-	-	0	0	0	44
45 Heart diseases (410-443)	29	25	4	353.7	357.1	333.3	34	22	12	430.4	349.2	750.0	45
46 Hypertension without mention of heart (444-447)	1	-	1	12.2	0	83.3	2	-	2	25.3	0	125.0	46
47 Influenza and pneumonia (480-483, 490-493)	3	1	2	36.6	14.3	166.7	3	1	2	38.0	15.9	125.0	47
48 Bronchitis (500-502)	-	-	-	0	0	0	-	-	-	0	0	0	48
49 Ulcer of stomach and duodenum (540-541)	-	-	-	0	0	0	-	-	-	0	0	0	49
50 Appendicitis (550-553)	-	-	-	0	0	0	-	-	-	0	0	0	50
51 Intestinal obstruction and hernia (560, 561, 570)	1	1	-	12.2	14.3	0	-	-	-	0	0	0	51
52 Gastritis, duodenitis, enteritis and colitis (except diarrhea of the newborn) (543, 571, 572)	-	-	-	0	0	0	-	-	-	0	0	0	52
53 Cirrhosis of liver (581)	-	-	-	0	0	0	-	-	-	0	0	0	53
54 Nephritis and nephrosis (590-594)	3	1	2	36.6	14.3	166.7	1	1	-	12.7	15.9	0	54
55 Hyperplasia of prostate (610)	-	-	-	0	0	0	-	-	-	0	0	0	55
56 Complications of pregnancy, childbirth and the puerperium (640-652, 670-689)	-	-	-	0	0	0	-	-	-	0	0	0	56
57 Congenital malformations (750-759)	-	-	-	0	0	0	2	1	1	25.3	15.9	62.5	57
58 Birth injuries, postnatal asphyxia and electolesis (760-762)	1	-	1	12.2	0	83.3	0	-	0	0	0	0	58
59 Infection of the newborn (763-768)	-	-	-	0	0	0	1	1	-	12.7	15.9	0	59
60 Other diseases peculiar to early infancy, and immaturity unqualified (769-776)	2	-	2	24.4	0	166.7	1	1	-	12.7	15.9	0	60
61 Senility, without mention of psychosis (794)	-	-	-	0	0	0	-	-	-	0	0	0	61
62 Ill-defined and unknown causes (780-793, 795)	1	-	1	12.2	0	83.3	-	-	-	0	0	0	62
63 Motor vehicle accidents (E810-E835)	2	2	-	24.4	28.6	0	1	-	1	12.7	0	62.5	63
64 All other accidents (E800-E802, E840-E962)	4	3	1	48.8	42.9	83.3	2	2	-	0	0	0	64
65 Suicide (E963, E970, E979)	1	1	-	12.2	14.3	0	2	-	2	25.3	31.7	0	65
66 Homicide (E964, E980-E985)	1	-	1	12.2	0	83.3	3	1	2	38.0	15.9	125.0	66
67 All other diseases (residual)	8	7	1	97.6	100.0	83.3	4	4	-	50.6	63.5	0	67

TABLEXIV-C VITAL STATISTICS, BY CITY, BY RACE, GEORGIA, 1958
POPULATION 2,500-9,999

ITEM	Trion						Viadalia						
	Number			Rate or Ratio *			Number			Rate or Ratio *			
	Total	White	Non-White	Total	White	Non-White	Total	White	Non-White	Total	White	Non-White	
1 Estimated population	3,500	3,400	100				7,200	4,700	2,500				1
LIVE BIRTHS													
2 Total	64	60	4	18.3	17.6	40.0	170	95	75	23.6	20.2	30.0	2
3 Delivered in hospital	64	60	4	100.0%	100.0%	100.0%	105	94	11	61.8%	98.9%	14.7%	3
4 Delivered in home by physician	-	-	-	0%	0%	0%	2	1	1	1.2%	1.1%	1.3%	4
5 Delivered in home by midwife	-	-	-	0%	0%	0%	63	-	63	37.1%	0%	84.0%	5
6 Other deliveries	-	-	-	0%	0%	0%	-	-	-	0%	0%	0%	6
7 Immature births	3	3	-	46.9	50.0	0	14	5	9	82.4	52.6	120.0	7
8 Live births to un-wed mothers	-	-	-	0	0	0	37	3	34	217.6	31.6	453.3	8
FETAL DEATHS													
9 Total	3	3	-	46.9	50.0	0	6	2	4	35.3	21.1	53.3	9
10 Under 20 weeks gestation	2	2	-	31.3	33.3	0	1	-	1	5.9	0	13.3	10
11 20-27 weeks gestation	1	1	-	15.6	16.7	0	1	-	1	5.9	0	13.3	11
12 28 weeks and more	-	-	-	0	0	0	3	1	2	17.6	10.5	26.7	12
13 Unknown length of gestation	-	-	-	0	0	0	1	1	-	5.9	10.5	0	13
DEATHS													
14 Total, all ages	11	11	-	314.3	323.5	0	73	43	30	1013.9	914.9	1200.0	14
15 Under 1 year	-	-	-	0	0	0	4	-	4	23.5	0	53.3	15
16 Under 28 days	-	-	-	0	0	0	2	-	2	11.8	0	26.7	16
17 Deaths from immaturity	-	-	-	0	0	0	2	-	2	11.8	0	26.7	17
18 1-4 years **	1	1	-	0	0	0	-	-	-	-	-	-	18
19 Maternal deaths	-	-	-	0	0	0	-	-	-	0	0	0	19
CAUSE OF DEATH													
20 Tuberculosis, all forms (001-019)	-	-	-	0	0	0	-	-	-	0	0	0	20
21 Syphilis and its sequelae (020-029)	-	-	-	0	0	0	-	-	-	0	0	0	21
22 Typhoid fever (040)	-	-	-	0	0	0	-	-	-	0	0	0	22
23 Dysentery, all forms (045-048)	-	-	-	0	0	0	-	-	-	0	0	0	23
24 Scarlet fever (050)	-	-	-	0	0	0	-	-	-	0	0	0	24
25 Streptococcal sore throat (051)	-	-	-	0	0	0	-	-	-	0	0	0	25
26 Diphtheria (055)	-	-	-	0	0	0	-	-	-	0	0	0	26
27 Whooping cough (056)	-	-	-	0	0	0	-	-	-	0	0	0	27
28 Meningococcal infections (057)	-	-	-	0	0	0	-	-	-	0	0	0	28
29 Acute poliomyelitis (080)	-	-	-	0	0	0	-	-	-	0	0	0	29
30 Acute infectious encephalitis (082)	-	-	-	0	0	0	-	-	-	0	0	0	30
31 Smallpox (084)	-	-	-	0	0	0	-	-	-	0	0	0	31
32 Measles (085)	-	-	-	0	0	0	-	-	-	0	0	0	32
33 Typhus and other rickettsial diseases (100-103, 105-108)	-	-	-	0	0	0	-	-	-	0	0	0	33
34 Rocky Mountain spotted fever (104)	-	-	-	0	0	0	-	-	-	0	0	0	34
35 Malaria (110-117)	-	-	-	0	0	0	-	-	-	0	0	0	35
36 All other diseases classified as infective and parasitic (030-039, 041-044, 049, 052-054, 059-074, 081, 083, 086-096, 120-138)	-	-	-	0	0	0	-	-	-	0	0	0	36
37 Malignant neoplasms, including neoplasms of lymphatic and haematopoietic tissues (140-205)	3	3	-	85.7	88.2	0	5	3	2	69.4	63.8	80.0	37
38 Benign and unspecified neoplasms (210-239)	-	-	-	0	0	0	1	-	1	13.9	0	40.0	38
39 Diabetes mellitus (260)	1	1	-	28.6	29.4	0	2	-	2	27.8	0	80.0	39
40 Pellagra (281)	-	-	-	0	0	0	-	-	-	0	0	0	40
41 Anemias (290-293)	-	-	-	0	0	0	-	-	-	0	0	0	41
42 Vascular lesions affecting central nervous system (330-334)	-	-	-	0	0	0	7	-	5	97.2	42.6	200.0	42
43 Nonmeningococcal meningitis (340)	-	-	-	0	0	0	-	-	-	0	0	0	43
44 Rheumatic fever (400-402)	-	-	-	0	0	0	-	-	-	0	0	0	44
45 Heart diseases (410-443)	3	3	-	85.7	88.2	0	38	25	13	527.8	531.9	520.0	45
46 Hypertension without mention of heart (444-447)	-	-	-	0	0	0	1	1	-	13.9	21.3	0	46
47 Influenza and pneumonia (480-483, 490-493)	1	1	-	28.6	29.4	0	2	-	2	27.8	0	80.0	47
48 Bronchitis (500-502)	-	-	-	0	0	0	-	-	-	0	0	0	48
49 Ulcer of stomach and duodenum (540-541)	-	-	-	0	0	0	-	-	-	0	0	0	49
50 Appendicitis (550-553)	-	-	-	0	0	0	-	-	-	0	0	0	50
51 Intestinal obstruction and hernia (560, 561, 570)	-	-	-	0	0	0	-	-	-	0	0	0	51
52 Gastritis, duodenitis, enteritis and colitis (except diarrhea of the newborn) (543, 571, 572)	-	-	-	0	0	0	1	-	1	13.9	0	40.0	52
53 Cirrhosis of liver (581)	-	-	-	0	0	0	1	-	1	0	0	0	53
54 Nephritis and nephrosis (590-594)	-	-	-	0	0	0	1	1	-	13.9	21.3	0	54
55 Hyperplasia of prostate (610)	-	-	-	0	0	0	-	-	-	0	0	0	55
56 Complications of pregnancy, childbirth and the puerperium (640-652, 670-689)	-	-	-	0	0	0	-	-	-	0	0	0	56
57 Congenital malformations (750-759)	-	-	-	0	0	0	-	-	-	0	0	0	57
58 Birth injuries, postnatal asphyxia and atelectasis (760-762)	-	-	-	0	0	0	-	-	-	0	0	0	58
59 Infection of the newborn (763-768)	-	-	-	0	0	0	-	-	-	0	0	0	59
60 Other diseases peculiar to early infancy, and immaturity unqualified (769-776)	-	-	-	0	0	0	2	-	2	27.8	0	80.0	60
61 Senility, without mention of psychosis (794)	-	-	-	0	0	0	-	-	-	0	0	0	61
62 Ill-defined and unknown causes (780-793, 795)	-	-	-	0	0	0	-	-	-	0	0	0	62
63 Motor vehicle accidents (E810-E835)	1	1	-	28.6	29.4	0	3	3	-	41.7	63.8	0	63
64 All other accidents (E800-E802, E840-E962)	-	-	-	0	0	0	3	3	-	41.7	63.8	0	64
65 Suicide (E963, E970, E979)	-	-	-	0	0	0	1	1	-	13.9	21.3	0	65
66 Homicide (E964, E980-E985)	-	-	-	0	0	0	-	-	-	0	0	0	66
67 All other diseases (residual)	2	2	-	57.1	58.8	0	6	4	2	83.3	85.1	80.0	67

TABLE XIV-C VITAL STATISTICS, BY CITY, BY RACE, GEORGIA, 1958
POPULATION 2,500- 9,999

ITEM	Washington						Waynesboro						
	Number			Rate or Ratio *			Number			Rate or Ratio *			
	Total	White	Non-White	Total	White	Non-White	Total	White	Non-White	Total	White	Non-White	
1 Estimated population	4,000	1,800	2,200				5,000	2,300	2,700				1
LIVE BIRTHS													
2 Total	68	28	40	17.0	15.6	18.2	133	46	87	26.6	20.0	32.2	2
3 Delivered in hospital	48	28	20	70.6%	100.0%	50.0%	58	46	12	43.6%	100.0%	13.8%	3
4 Delivered in home by physician	6	-	6	8.8%	0%	15.0%	5	-	5	3.8%	0%	5.7%	4
5 Delivered in home by midwife	14	-	14	20.6%	0%	35.0%	70	-	70	52.6%	0%	80.5%	5
6 Other deliveries	8	-	8	11.7	0%	0%	19	-	19	14.2	0%	0%	6
7 Immature births	1	1	0	1.4	35.7	175.0	3	1	3	2.2	0	0	7
8 Live births to un-wed mothers	16	-	16	23.5	0	400.0	34	-	34	25.5	0	390.8	8
FETAL DEATHS													
9 Total	-	-	-	0	0	0	2	1	1	15.0	21.7	11.5	9
10 Under 20 weeks gestation	-	-	-	0	0	0	1	1	-	7.5	21.7	0	10
11 20-27 weeks gestation	-	-	-	0	0	0	1	-	1	7.5	0	11.5	11
12 28 weeks and more	-	-	-	0	0	0	-	-	-	0	0	0	12
13 Unknown length of gestation	-	-	-	0	0	0	-	-	-	0	0	0	13
DEATHS													
14 Total, all ages	45	19	26	1125.0	1055.6	1181.8	74	27	47	1480.0	1173.9	1740.7	14
15 Under 1 year	1	1	-	14.7	35.7	0	5	-	5	37.6	0	57.5	15
16 Under 28 days	1	1	-	14.7	35.7	0	4	-	4	30.1	0	46.0	16
17 Deaths from immaturity	-	-	-	0	0	0	3	-	3	22.6	0	34.5	17
18 1-4 years **	1	1	-	0	0	0	-	-	-	0	0	0	18
19 Maternal deaths	-	-	-	0	0	0	-	-	-	0	0	0	19
CAUSE OF DEATH													
20 Tuberculosis, all forms (001-019)	-	-	-	0	0	0	-	-	-	0	0	0	20
21 Syphilis and its sequelae (020-029)	-	-	-	0	0	0	2	-	2	40.0	0	74.1	21
22 Typhoid fever (040)	-	-	-	0	0	0	-	-	-	0	0	0	22
23 Dysentery, all forms (045-048)	-	-	-	0	0	0	-	-	-	0	0	0	23
24 Scarlet fever (050)	-	-	-	0	0	0	-	-	-	0	0	0	24
25 Streptococcal sore throat (051)	-	-	-	0	0	0	-	-	-	0	0	0	25
26 Diphtheria (055)	-	-	-	0	0	0	-	-	-	0	0	0	26
27 Whooping cough (056)	-	-	-	0	0	0	-	-	-	0	0	0	27
28 Meningococcal infections (057)	-	-	-	0	0	0	-	-	-	0	0	0	28
29 Acute poliomyelitis (080)	-	-	-	0	0	0	-	-	-	0	0	0	29
30 Acute infectious encephalitis (082)	-	-	-	0	0	0	-	-	-	0	0	0	30
31 Smallpox (084)	-	-	-	0	0	0	-	-	-	0	0	0	31
32 Measles (085)	-	-	-	0	0	0	-	-	-	0	0	0	32
33 Typhus and other rickettsial diseases (100-103, 105-108)	-	-	-	0	0	0	-	-	-	0	0	0	33
34 Rocky Mountain spotted fever (104)	-	-	-	0	0	0	-	-	-	0	0	0	34
35 Malaria (110-117)	-	-	-	0	0	0	-	-	-	0	0	0	35
36 All other diseases classified as infective and parasitic (030-039, 041-044, 049, 052-054, 059-074, 081, 083, 086-096, 120-138)	1	-	1	25.0	0	45.5	1	-	1	20.0	0	37.0	36
37 Malignant neoplasms, including neoplasms of lymphatic and haematopoietic tissues (140-205)	5	3	2	125.0	166.7	90.9	7	2	5	140.0	87.0	185.2	37
38 Benign and unspecified neoplasms (210-239)	-	-	-	0	0	0	-	-	-	0	0	0	38
39 Diabetes mellitus (260)	1	1	-	25.0	0	45.5	-	-	-	0	0	0	39
40 Pellagra (281)	-	-	-	0	0	0	-	-	-	0	0	0	40
41 Anemias (290-293)	-	-	-	0	0	0	1	1	-	20.0	43.5	0	41
42 Vascular lesions affecting central nervous system (330-334)	10	3	7	250.0	166.7	318.2	10	5	5	200.0	217.4	185.2	42
43 Nonmeningococcal meningitis (340)	-	-	-	0	0	0	-	-	-	0	0	0	43
44 Rheumatic fever (400-402)	-	-	-	0	0	0	-	-	-	0	0	0	44
45 Heart diseases (410-443)	19	9	10	475.0	500.0	454.5	25	13	12	500.0	565.2	444.4	45
46 Hypertension without mention of heart (444-447)	-	-	-	0	0	0	2	-	2	40.0	0	74.1	46
47 Influenza and pneumonia (480-483, 490-493)	-	-	-	0	0	0	1	-	1	20.0	0	37.0	47
48 Bronchitis (500-502)	-	-	-	0	0	0	-	-	-	0	0	0	48
49 Ulcer of stomach and duodenum (540-541)	-	-	-	0	0	0	1	-	1	20.0	0	37.0	49
50 Appendicitis (550-553)	-	-	-	0	0	0	-	-	-	0	0	0	50
51 Intestinal obstruction and hernia (560, 561, 570)	-	-	-	0	0	0	1	-	1	20.0	0	37.0	51
52 Gastritis, duodenitis, enteritis and colitis (except diarrhea of the newborn) (543, 571, 572)	-	-	-	0	0	0	-	-	-	0	0	0	52
53 Cirrhosis of liver (581)	-	-	-	0	0	0	1	1	-	20.0	43.5	0	53
54 Nephritis and nephrosis (590-594)	1	1	-	25.0	0	45.5	2	-	2	40.0	0	74.1	54
55 Hyperplasia of prostate (610)	-	-	-	0	0	0	-	-	-	0	0	0	55
56 Complications of pregnancy, childbirth and the puerperium (640-652, 670-689)	-	-	-	0	0	0	-	-	-	0	0	0	56
57 Congenital malformations (750-759)	-	-	-	0	0	0	1	1	-	20.0	43.5	0	57
58 Birth injuries, postnatal asphyxia and atelectasis (760-762)	1	1	-	25.0	55.6	0	-	-	-	0	0	0	58
59 Infection of the newborn (763-768)	-	-	-	0	0	0	-	-	-	0	0	0	59
60 Other diseases peculiar to early infancy, and immaturity unqualified (769-776)	-	-	-	0	0	0	-	-	-	0	0	0	60
61 Senility, without mention of psychosis (794)	-	-	-	0	0	0	3	-	3	60.0	0	111.1	61
62 Ill-defined and unknown causes (780-793, 795)	1	-	1	25.0	0	45.5	2	-	2	40.0	0	74.1	62
63 Motor vehicle accidents (E810-E835)	-	-	-	0	0	0	2	-	2	40.0	0	74.1	63
64 All other accidents (E800-E802, E840-E962)	4	3	1	100.0	166.7	45.5	3	2	1	60.0	87.0	37.0	64
65 Suicide (E963, E970, E979)	-	-	-	0	0	0	-	-	-	0	0	0	65
66 Homicide (E964, E980-E985)	-	-	-	0	0	0	2	-	2	40.0	0	74.1	66
67 All other diseases (residual)	2	-	2	50.0	0	90.9	7	2	5	140.0	87.0	185.2	67

* Rates and ratios: live births per 1,000 estimated population; deaths all ages and deaths by cause of death per 100,000 estimated population; maternal deaths per 10,000 live births; all other rates per 1,000 live births.

TABLE XIV-C VITAL STATISTICS, BY CITY, BY RACE, GEORGIA, 1958
POPULATION 2,500- 9,999

ITEM	West Point						Winder						
	Number			Rate or Ratio *			Number			Rate or Ratio *			
	Total	White	Non-White	Total	White	Non-White	Total	White	Non-White	Total	White	Non-White	
1 Estimated population	4,700	1,900	2,800				5,100	4,300	800				1
LIVE BIRTHS													
2 Total	100	31	69	21.3	16.3	24.6	146	109	37	28.6	25.3	46.3	2
3 Delivered in hospital	81	31	50	81.0%	100.0%	72.5%	144	109	35	98.6%	100.0%	94.6%	3
4 Delivered in home by physician	3		3	3.0%	0%	4.3%	1		1	0.7%	0%	2.7%	4
5 Delivered in home by midwife	16		16	16.0%	0%	23.2%	1		1	0.7%	0%	2.7%	5
6 Other deliveries				0%	0%	0%				0%	0%	0%	6
7 Immature births	14	1	13	140.0	32.3	188.4	13	9	4	89.0	82.6	108.1	7
8 Live births to un-wed mothers	25		25	250.0	0	362.3	13	4	9	89.0	36.7	243.2	8
FETAL DEATHS													
9 Total	3	1	2	30.0	32.3	29.0	6	5	1	41.1	45.9	27.0	9
10 Under 20 weeks gestation	1	1		10.0	32.3	0	4	4		27.4	36.7	0	10
11 20-27 weeks gestation				0	0	0				0	0	0	11
12 28 weeks and more	2		2	20.0	0	29.0	2	1	1	13.7	9.2	27.0	12
13 Unknown length of gestation				0	0	0				0	0	0	13
DEATHS													
14 Total, all ages	42	13	29	893.6	684.2	1035.7	50	42	8	980.4	976.7	1000.0	14
15 Under 1 year	3		3	30.0	0	43.5	3	3		20.5	27.5	0	15
16 Under 28 days				0	0	0	2	2		13.7	18.3	0	16
17 Deaths from immaturity				0	0	0				0	0	0	17
18 1-4 years **	2		2				1		1				18
19 Maternal deaths	1		1	100.0	0	144.9				0	0	0	19
CAUSE OF DEATH													
20 Tuberculosis, all forms (001-019)				0	0	0	1	1		19.6	23.3	0	20
21 Syphilis and its sequelae (020-029)				0	0	0				0	0	0	21
22 Typhoid fever (040)				0	0	0				0	0	0	22
23 Dysentery, all forms (045-048)				0	0	0				0	0	0	23
24 Scarlet fever (050)				0	0	0				0	0	0	24
25 Streptococcal sore throat (051)				0	0	0				0	0	0	25
26 Diphtheria (055)				0	0	0				0	0	0	26
27 Whooping cough (056)				0	0	0				0	0	0	27
28 Meningococcal infections (057)				0	0	0				0	0	0	28
29 Acute poliomyelitis (080)				0	0	0				0	0	0	29
30 Acute infectious encephalitis (082)				0	0	0				0	0	0	30
31 Smallpox (084)				0	0	0				0	0	0	31
32 Measles (085)				0	0	0				0	0	0	32
33 Typhus and other rickettsial diseases (100-103, 105-108)				0	0	0				0	0	0	33
34 Rocky Mountain spotted fever (104)				0	0	0				0	0	0	34
35 Malaria (110-117)				0	0	0				0	0	0	35
36 All other diseases classified as infective and parasitic (030-039, 041-044, 049, 052-054, 059-074, 081, 083, 086-096, 120-138)	1		1	21.3	0	35.7	1	1		19.6	23.3	0	36
37 Malignant neoplasms, including neoplasms of lymphatic and haematopoietic tissues (140-205)	5	1	4	106.4	52.6	142.9	6	6		117.6	139.5	0	37
38 Benign and unspecified neoplasms (210-239)				0	0	0				0	0	0	38
39 Diabetes mellitus (260)				0	0	0	1	1		19.6	23.3	0	39
40 Pellagra (281)				0	0	0				0	0	0	40
41 Anemias (290-293)				0	0	0	1		1	19.6	0	125.0	41
42 Vascular lesions affecting central nervous system (330-334)	7	2	5	148.9	105.3	178.6	5	3	2	98.0	69.8	250.0	42
43 Nonmeningococcal meningitis (340)	1	1		21.3	52.6	0				0	0	0	43
44 Rheumatic fever (400-402)				0	0	0				0	0	0	44
45 Heart diseases (410-443)	17	8	9	361.7	421.1	321.4	18	14	4	352.9	325.6	500.0	45
46 Hypertension without mention of heart (444-447)				0	0	0				0	0	0	46
47 Influenza and pneumonia (480-483, 490-493)	4		4	85.1	0	142.9				0	0	0	47
48 Bronchitis (500-502)				0	0	0				0	0	0	48
49 Ulcer of stomach and duodenum (540-541)				0	0	0				0	0	0	49
50 Appendicitis (550-553)				0	0	0				0	0	0	50
51 Intestinal obstruction and hernia (560, 561, 570)				0	0	0				0	0	0	51
52 Gastritis, duodenitis, enteritis and colitis (except diarrhea of the newborn) (543, 571, 572)	1		1	21.3	0	35.7				0	0	0	52
53 Cirrhosis of liver (581)				0	0	0				0	0	0	53
54 Nephritis and nephrosis (590-594)				0	0	0				0	0	0	54
55 Hyperplasia of prostate (610)				0	0	0	1	1		19.6	23.3	0	55
56 Complications of pregnancy, childbirth and the puerperium (640-652, 670-689)	1		1	21.3	0	35.7				0	0	0	56
57 Congenital malformations (750-759)				0	0	0	1	1		19.6	23.3	0	57
58 Birth injuries, postnatal asphyxia and atelectasis (760-762)				0	0	0	2	2		39.2	46.5	0	58
59 Infection of the newborn (763-768)				0	0	0				0	0	0	59
60 Other diseases peculiar to early infancy, and immaturity unqualified (769-776)				0	0	0				0	0	0	60
61 Senility, without mention of psychosis (794)				0	0	0				0	0	0	61
62 Ill-defined and unknown causes (780-793, 795)	1		1	21.3	0	35.7	1	1		19.6	23.3	0	62
63 Motor vehicle accidents (E810-E835)				0	0	0				0	0	0	63
64 All other accidents (E800-E802, E840-E962)				0	0	0	3	3		58.8	69.8	0	64
65 Suicide (E963, E970, E979)				0	0	0	2	2		39.2	46.5	0	65
66 Homicide (E964, E980-E985)				0	0	0				0	0	0	66
67 All other diseases (residual)	2	1	3	85.1	52.6	107.1	7	6	1	137.3	139.5	125.0	67

** No rate can be computed on deaths in 1-4 years age group by county or city because 1958 estimated population is not available for that age group.

TABLE XV - NUMBER OF PHYSICIANS IN PRIVATE PRACTICE AND AVERAGE NUMBER OF PERSONS PER PHYSICIAN, BY COUNTY, GEORGIA, JANUARY 1, 1959

County	Number Physicians	Average Number Persons Per Physician *	County	Number Physicians	Average Number Persons Per Physician *
TOTAL	2,548	1,515	Jeff Davis	4	2,450
Appling	9	1,567	Jefferson	9	2,056
Atkinson	2	3,850	Jenkins	3	3,167
Bacon	4	2,425	Johnson	3	2,733
Baker	-	...	Jones	1	7,300
Baldwin	10	2,170	Lamar	5	2,120
Banks	-	...	Lanier	3	1,700
Barrow	9	1,500	Laurens	10	3,360
Bartow	9	3,267	Lee	-	...
Ben Hill	6	2,567	Liberty	3	3,233
Berrien	4	3,350	Lincoln	2	3,150
Bibb	127	1,118	Long	1	3,400
Bleckley	3	3,033	Lowndes	47	908
Brantley	1	6,200	Lumpkin	4	1,750
Brooks	6	2,850	Macon	5	2,700
Bryan	3	2,000	Madison	2	5,850
Bulloch	15	1,640	Marion	2	3,200
Burke	8	2,762	McDuffie	6	2,033
Butts	3	3,067	McIntosh	2	3,300
Calhoun	1	7,600	Meriwether	9	2,322
Camden	6	1,467	Miller	3	2,867
Candler	2	3,750	Mitchell	9	2,522
Carrroll	22	1,591	Monroe	3	3,533
Catoosa	6	2,933	Montgomery	4	1,725
Charlton	2	2,400	Morgan	5	2,320
Chatham	161	1,201	Murray	3	3,533
Chattahoochee	-	...	Muscogee	101	1,427
Chattooga	6	3,900	Newton	8	2,700
Cherokee	10	2,180	Oconee	1	6,800
Clarke	45	949	Oglethorpe	2	4,300
Clay	2	2,600	Paulding	3	3,800
Clayton	12	2,825	Peach	7	1,843
Clinch	2	3,250	Pickens	5	1,780
Cobb	64	1,325	Pierce	4	2,725
Coffee	12	2,175	Pike	2	3,700
Colquitt	18	1,983	Folk	12	2,767
Columbia	3	3,667	Fulaski	5	1,680
Cook	5	2,540	Putnam	2	3,750
Coweta	20	1,445	Quitman	-	...
Crawford	-	...	Rabun	5	1,480
Crisp	8	2,275	Randolph	4	3,075
Dade	1	8,500	Richmond	149	1,036
Dawson	-	...	Rockdale	3	3,067
Decatur	11	2,300	Schley	1	3,500
DeKalb	94	2,157	Screven	5	3,380
Dodge	6	2,700	Seminole	5	1,540
Dooly	4	3,200	Spalding	26	1,288
Dougherty	43	1,372	Stephens	11	1,764
Douglas	5	2,800	Stewart	3	2,867
Early	6	2,833	Sumter	14	1,757
Echols	-	...	Talbot	1	7,600
Effingham	2	4,500	Taliaferro	-	...
Elbert	12	1,525	Tattnall	7	1,957
Emanuel	6	2,967	Taylor	5	1,660
Evans	2	3,200	Telfair	7	1,771
Fannin	6	2,617	Terrell	5	2,640
Fayette	3	2,667	Thomas	28	1,307
Floyd	44	1,539	Tift	15	1,727
Forsyth	6	1,850	Toombs	12	1,508
Franklin	7	1,986	Towns	2	2,400
Fulton	707	808	Treutlen	3	2,000
Gilmer	4	2,675	Troup	38	1,439
Glascock	1	3,000	Turner	4	2,625
Glynn	37	957	Twiggs	1	8,000
Gordon	7	2,800	Union	1	7,200
Grady	8	2,362	Upson	14	1,829
Greene	7	1,786	Walker	16	2,738
Gwinnett	13	2,738	Walton	10	2,040
Habersham	11	1,645	Ware	31	1,058
Hall	32	1,406	Warren	4	2,000
Hancock	3	3,400	Washington	9	2,178
Haralson	6	2,517	Wayne	8	1,950
Harris	4	2,850	Webster	-	...
Hart	3	4,700	Wheeler	-	...
Heard	4	1,500	White	4	1,450
Henry	3	5,600	Whitfield	21	1,943
Houston	10	2,860	Wilcox	3	2,900
Irwin	4	2,900	Wilkes	7	1,557
Jackson	7	2,671	Wilkinson	2	4,600
Jasper	5	1,360	Worth	4	4,675

* Based on Estimated Population of Georgia as of July 1, 1958

... Not Applicable

SOURCE: Medical Directory of Georgia, Georgia Department of Public Health
January 1, 1959

TABLE XVI-A - ESTIMATED POPULATION, BY RACE, SEX AND AGE, GEORGIA, JULY 1, 1958
(State Totals Include Military Population)

Age Group	Total	White			Nonwhite		
		Total	Male	Female	Total	Male	Female
Total, all ages	3,934,000	2,791,000	1,382,500	1,408,500	1,143,000	545,300	597,700
Under 1 year	99,400	66,500	34,100	32,400	32,900	16,400	16,500
1 - 4 years	383,100	254,100	130,400	123,700	129,000	64,800	64,200
5 - 9 years	443,500	300,300	153,700	146,600	143,200	71,500	71,700
10 - 14 years	369,600	250,200	126,900	123,300	119,400	59,600	59,800
15 - 24 years	619,700	417,300	212,700	204,600	202,400	100,200	102,200
25 - 34 years	562,000	410,100	202,300	207,800	151,900	68,700	83,200
35 - 44 years	517,100	387,300	192,000	195,300	129,800	58,500	71,300
45 - 54 years	403,000	301,000	147,000	154,000	102,000	46,300	55,700
55 - 64 years	275,600	210,100	99,500	110,600	65,500	29,700	35,800
65 - 74 years	172,300	131,400	58,500	72,900	40,900	17,800	23,100
75 - 84 years	75,900	55,400	22,700	32,700	20,500	9,300	11,200
85 years and over	12,800	7,300	2,700	4,600	5,500	2,500	3,000

TABLE XVI-B - ESTIMATED TOTAL POPULATION BY RACE, BY URBAN AND RURAL, AND CIVILIAN POPULATION BY COUNTY AND INCORPORATED PLACES OF 2,500 OR MORE PERSONS, GEORGIA, JULY 1, 1958

Area	Total	White	Nonwhite	Area	Total	White	Nonwhite
STATE TOTAL <u>1</u> /	3,934,000	2,791,000	1,143,000	Cherokee	21,800	20,800	1,000
URBAN <u>2</u> /	1,827,000	1,248,000	579,000	Canton	2,800	2,600	200
RURAL	2,107,000	1,543,000	564,000	Clarke	42,700	32,400	10,300
STATE TOTAL CIVILIAN	3,861,000	2,729,000	1,132,000	Athens	34,400	25,100	9,300
Appling	14,100	11,300	2,800	Clay	5,200	1,600	3,600
Baxley	3,800	2,800	1,000	Clayton*	33,900	29,100	4,800
Atkinson	7,700	6,000	1,700	College Park (Total in Fulton and Clayton)	19,700	16,000	3,700
Bacon	9,700	8,600	1,100	(Part in Clayton)	5,700	5,700	0
Alma	3,200	2,800	400	Forest Park	7,600	6,900	700
Baker	5,200	1,900	3,300	Clinch*	6,500	4,400	2,100
Baldwin <u>3</u> /	21,700	13,900	7,800	Cobb*	84,800	77,800	7,000
State Hospital	11,800	7,200	4,600	Marietta	31,500	26,900	4,600
Milledgeville	10,500	5,700	4,800	Coffee	26,100	19,600	6,500
Banks	5,900	5,600	300	Douglas	9,300	6,500	2,800
Barrow	13,500	11,000	2,500	Colquitt	35,700	27,200	8,500
Winder	5,100	4,300	800	Moultrie	13,800	9,000	4,800
Bartow	29,400	25,200	4,200	Columbia*	11,000	6,100	4,900
Cartersville	10,200	8,100	2,100	Cook	12,700	9,000	3,700
Ben Hill	15,400	10,400	5,000	Adel	3,300	2,000	1,300
Fitzgerald	8,800	5,800	3,000	Coweta	28,900	18,300	10,600
Berrien	13,400	11,600	1,800	Newnan	9,100	5,700	3,400
Nashville	4,200	3,400	800	Crawford	5,600	2,300	3,300
Bibb*	142,000	94,700	47,300	Crisp	18,200	10,300	7,900
Macon	80,300	46,500	33,800	Cordele	10,700	5,800	4,900
Bleckley	9,100	6,400	2,700	Dade	8,500	8,400	100
Cochran	4,000	2,800	1,200	Dawson	3,300	3,300	0
Brantley	6,200	5,600	600	Decatur	25,300	13,700	11,600
Brooks	17,100	8,900	8,200	Bainbridge	8,700	5,400	3,300
Quitman	5,100	2,800	2,300	DeKalb*	202,800	183,800	19,000
Bryan	6,000	3,600	2,400	Atlanta (Part in DeKalb)	44,700	41,400	3,300
Bulloch	24,600	15,400	9,200	(Total in Fulton and DeKalb)	496,000	337,800	158,200
Statesboro	7,000	4,700	2,300	Chamblee	6,100	5,900	200
Burke	22,100	6,900	15,200	Decatur	25,900	21,900	4,000
Waynesboro	5,000	2,300	2,700	Dodge	16,200	11,500	4,700
Butts	9,200	5,000	4,200	Eastman	3,800	2,500	1,300
Calhoun	7,600	2,500	5,100	Dooly	12,800	6,100	6,700
Camden*	8,800	4,700	4,100	Dougherty*	59,000	36,500	22,500
Candler	7,500	4,900	2,600	Albany	41,500	23,800	17,700
Carroll	35,000	28,200	6,800	Douglas	14,000	11,900	2,100
Carrollton	9,000	7,200	1,800	Douglasville	4,100	3,300	800
Catoosa	17,600	17,200	400	Early	17,000	7,700	9,300
Charlton	4,800	3,400	1,400	Blakely	3,600	2,500	1,100
Chatham*	193,400	124,400	69,000	Echols	2,300	1,700	600
Savannah	139,700	83,100	56,600	Effingham	9,000	5,700	3,300
Chattahoochee*	1,200	600	600	Elbert	18,300	12,700	5,600
Chattooga	23,400	21,200	2,200	Elberton	7,300	5,100	2,200
Summerville	5,200	4,700	500	Emanuel	17,800	11,500	6,300
Trion	3,500	3,400	100	Swainsboro	4,900	3,000	1,900

See notes on last page

TABLE XVI-B - ESTIMATED TOTAL POPULATION BY RACE, BY URBAN AND RURAL, AND CIVILIAN POPULATION BY COUNTY
AND INCORPORATED PLACES OF 2,500 OR MORE PERSONS, GEORGIA, JULY 1, 1958
(CONT'D)

Area	Total	White	Nonwhite	Area	Total	White	Nonwhite
Evans	6,400	3,800	2,600	Mitchell	22,700	11,400	11,300
Fannin	15,700	15,600	100	Camilla	4,700	2,000	2,700
Fayette	8,000	5,400	2,600	Pelham	5,400	3,100	2,300
Floyd 3/	67,700	58,000	9,700	Monroe	10,600	5,600	5,000
Batley State Hospital	1,200	600	600	Forsyth	3,700	2,100	1,600
Rome	33,800	26,800	7,000	Montgomery	6,900	4,000	2,900
Forsyth	11,100	11,000	100	Morgan	11,600	5,600	6,000
Franklin	13,900	12,300	1,600	Murray	10,600	10,500	100
Fulton*	571,600	395,000	176,600	Muscogee*	144,100	109,900	34,200
Atlanta (Total in Fulton and DeKalb (Part in Fulton)	496,000 451,300	337,800 296,400	158,200 154,900	Columbus	101,300	69,700	31,600
College Park (Total in Clayton and Fulton)	19,700	16,000	3,700	Newton	21,600	14,400	7,200
(Part in Fulton)	14,000	10,300	3,700	Covington	6,300	3,600	2,700
East Point	28,100	24,400	3,700	Porterdale	3,500	3,400	100
Hapeville	11,100	11,000	100	Oconee	6,800	5,200	1,600
Gilmer	10,700	10,600	100	Oglethorpe	8,600	4,800	3,800
Glascok	3,000	2,200	800	Paulding	11,400	10,100	1,300
Glynn	35,400	24,600	10,800	Peach	12,900	4,900	8,000
Brunswick	20,700	12,700	8,000	Fort Valley	8,400	3,200	5,200
Gordon	19,600	18,400	1,200	Pickens	8,900	8,500	400
Calhoun	3,500	2,900	600	Pierce	10,900	8,400	2,500
Grady	18,900	12,300	6,600	Fike	7,400	4,100	3,300
Cairo	6,400	3,900	2,500	Polk	33,200	27,900	5,300
Greene	12,500	6,100	6,400	Cedartown	10,400	8,900	1,500
Greensboro	3,000	1,700	1,300	Rockmart	4,100	3,500	600
Gwinnett	35,600	32,400	3,200	Fulaski	8,400	4,500	3,900
Buford	3,700	2,900	800	Hawkinsville	3,700	2,300	1,400
Lawrenceville	3,500	3,000	500	Putnam	7,500	3,500	4,000
Habersham	18,100	17,500	600	Eatonton	3,100	1,600	1,500
Hall	45,000	40,200	4,800	Quitman	2,800	1,000	1,800
Gainesville	14,200	10,500	3,700	Rabun	7,400	7,300	100
Hancock	10,200	2,600	7,600	Randolph	12,300	4,500	7,800
Haralson	15,100	13,900	1,200	Cuthbert	4,500	1,700	2,800
Tallapoosa	3,200	2,900	300	Richmond*	154,400	106,200	48,200
Harris	11,400	5,000	6,400	Augusta	97,800	57,300	40,500
Hart	14,100	10,600	3,500	Rockdale	9,200	6,600	2,600
Hartwell	3,500	2,800	700	Schley	3,500	1,400	2,100
Heard	6,000	4,600	1,400	Screven	16,900	7,300	9,600
Henry	16,800	9,400	7,400	Sylvania	3,300	1,900	1,400
Houston	28,600	20,600	8,000	Seminole	7,700	4,800	2,900
Perry	5,700	2,700	3,000	Donalsonville	3,300	2,000	1,300
Warner Robins	14,600	13,800	800	Spalding	33,500	24,700	8,800
Irwin	11,600	7,300	4,300	Griffin	21,900	14,300	7,600
Ocilla	3,200	1,700	1,500	Stephens	19,400	16,900	2,500
Jackson	18,700	16,000	2,700	Toccoa	7,900	6,300	1,600
Commerce	3,500	1,500	2,000	Stewart	8,600	2,300	6,300
Jasper	6,800	2,900	3,900	Sumter	24,600	11,900	12,700
Jeff Davis	9,800	7,600	2,200	Americus	13,100	6,600	6,500
Hazlehurst	3,500	2,600	900	Talbot	7,600	2,200	5,400
Jefferson	18,500	7,700	10,800	Taliaferro	3,500	1,200	2,300
Jenkins	9,500	4,500	5,000	Tattnall 3/	13,700	10,500	3,200
Millen	4,000	2,200	1,800	Tattnall State Prison	2,400	1,300	1,100
Johnson	8,200	5,700	2,500	Taylor	8,300	4,200	4,100
Jones	7,300	3,500	3,800	Telfair	12,400	8,200	4,200
Lamar	10,600	6,400	4,200	Terrell	13,200	4,700	8,500
Barnesville	4,700	2,900	1,800	Dawson	5,000	2,100	2,900
Lanier	5,100	3,400	1,700	Thomas	36,600	22,100	14,500
Laurens	33,600	20,000	13,600	Thomasville	16,700	9,100	7,600
Dublin	12,200	7,300	4,900	Tift	25,900	18,500	7,400
Lee	6,200	2,000	4,200	Tifton	8,200	7,000	1,200
Liberty*	9,700	4,000	5,700	Toombs	18,100	12,900	5,200
Lincoln	6,300	3,200	3,100	Lyons	3,500	2,300	1,200
Long	3,400	2,300	1,100	Vidalia	7,200	4,700	2,500
Lowndes*	42,700	26,800	15,900	Towns	4,800	4,800	0
Valdosta	28,200	15,700	12,500	Treutlen	6,000	4,100	1,900
Lumpkin	7,000	6,800	200	Troup	54,700	38,000	16,700
Macon	13,500	4,700	8,800	Hogansville	3,900	2,600	1,300
Montezuma	3,400	1,400	2,000	LaGrange	28,500	19,800	8,700
Madison	11,700	9,400	2,300	West Point	4,700	1,900	2,800
Marion	6,400	2,400	4,000	Turner	10,500	6,400	4,100
McDuffie	12,200	6,800	5,400	Ashburn	3,500	2,100	1,400
Thomson	3,800	2,500	1,300	Twiggs	8,000	3,100	4,900
McIntosh	6,600	2,500	4,100	Union	7,200	7,200	0
Meriwether	20,900	10,400	10,500	Upson	25,600	19,300	6,300
Manchester	4,600	3,400	1,200	East Thomaston	3,000	3,000	0
Miller	8,600	6,200	2,400	Thomaston	11,100	8,600	2,500
				Walker	43,800	41,100	2,700
				LaFayette	6,000	5,500	500
				Rossville	4,700	4,700	0

See notes on last page

TABLE XVI-B - ESTIMATED TOTAL POPULATION BY RACE, BY URBAN AND RURAL, AND CIVILIAN POPULATION BY COUNTY AND INCORPORATED PLACES OF 2,500 OR MORE PERSONS, GEORGIA, JULY 1, 1958
(CONT'D)

Area	Total	White	Nonwhite	Area	Total	White	Nonwhite
Walton	20,400	13,900	6,500	Wheeler	5,700	3,700	2,000
Monroe	5,600	4,000	1,600	White	5,800	5,400	400
Ware	32,800	24,100	8,700	Whitfield	40,800	39,100	1,700
Waycross	22,700	14,700	8,000	Dalton	19,500	18,100	1,400
Warren	8,000	2,900	5,100	Wilcox	8,700	5,900	2,800
Washington	19,600	8,300	11,300	Wilkes	10,900	5,100	5,800
Sandersville	5,200	2,200	3,000	Washington	4,000	1,800	2,200
Wayne	15,600	12,500	3,100	Wilkinson	9,200	4,700	4,500
Jesup	6,000	4,100	1,900	Worth	18,700	9,200	9,500
Webster	3,800	1,300	2,500	Sylvester	3,000	1,700	1,300

* Because of problems peculiar to these counties a method other than straight line projection and natural increase was used.

1/ Military population is excluded from the county totals but included in the state total.

2/ The Urban population is the total of the estimates for all incorporated places shown above plus the military population of the state.

3/ Population of state institutions is excluded from the county totals but is included in the state totals.

Source: Georgia Department of Public Health, Statistics.

TABLE XVII - TOTAL POPULATION BY CENSUS YEARS BY AGE AND RACE, GEORGIA, 1920-1950

Age	Number				Per Cent Distribution			
	1950	1940	1930	1920	1950	1940	1930	1920
Total								
Total all ages	3,444,578	3,123,723	2,908,506	2,895,832	100.0	100.0	100.0	100.0
Under 5 years	422,486	313,122	316,404	363,229	12.3	10.0	10.9	12.5
5-14 years	666,501	644,065	692,770	747,685	19.3	20.6	23.8	25.8
15-24 years	567,999	633,048	622,962	580,363	16.5	20.3	21.4	20.0
25-44 years	1,005,559	897,303	744,444	737,099	29.2	28.7	25.6	25.5
45-64 years	562,378	477,471	416,804	362,405	16.3	15.3	14.3	12.5
65 years & over	219,655	158,714	113,278	102,111	6.4	5.1	3.9	3.5
Not reported	-	-	1,844	2,940	0	0	0.1	0.1
White								
Total all ages	2,380,577	2,038,278	1,837,021	1,689,114	100.0	100.0	100.0	100.0
Under 5 years	276,321	193,741	200,353	217,864	11.6	9.5	10.9	12.9
5-14 years	431,958	401,814	427,296	423,031	18.1	19.8	23.3	25.0
15-24 years	385,584	403,636	376,348	323,636	16.2	19.8	20.5	19.2
25-44 years	722,534	597,165	482,449	443,295	30.4	29.3	26.3	26.2
45-64 years	409,754	336,232	271,590	214,251	17.2	16.5	14.8	12.7
65 years & over	154,426	105,690	78,022	65,896	6.5	5.1	4.2	3.9
Not reported	-	-	963	1,141	0	0	0.1	0.1
Nonwhite								
Total all ages	1,064,001	1,085,445	1,071,485	1,206,718	100.0	100.0	100.0	100.0
Under 5 years	146,165	119,381	116,051	145,365	13.7	11.0	10.8	12.0
5-14 years	234,543	242,251	265,474	324,654	22.0	22.3	24.8	26.9
15-24 years	182,415	229,412	246,614	256,727	17.1	21.1	23.0	21.3
25-44 years	283,025	300,138	261,995	293,804	26.6	27.7	24.5	24.3
45-64 years	152,624	141,239	145,214	148,154	14.3	13.0	13.6	12.3
65 years & over	65,229	53,024	35,256	36,215	6.1	4.9	3.3	3.0
Not reported	-	-	881	1,799	0	0	0.1	0.1

Source: U. S. Census 1920, 1930, 1940, 1950

TABLE XVIII - MARRIAGES, DIVORCES, AND ANNULMENTS, BY COUNTY OF APPLICATION, BY RACE, GEORGIA, 1958
(Recorded Data)

County	Marriages				Divorces	Annulments
	Total	White	Non-white	Unknown	Total	Total
TOTAL	47,219	37,863	9,304	52	7,922	53
Appling	127	108	16	3	13	-
Atkinson	101	89	12	-	8	-
Bacon	119	111	8	-	22	-
Baker	39	27	12	-	4	-
Baldwin	155	107	48	-	55	-
Banks	10	10	-	-	5	-
Barrow	102	82	20	-	-	-
Bartow	214	172	42	-	12	-
Ben Hill	167	113	54	-	30	-
Berrien	91	78	13	-	28	-
Bibb	1,007	693	314	-	466	4
Bleckley	73	59	14	-	11	-
Brantley	489	475	14	-	10	-
Brooks	233	135	97	1	1	-
Bryan	70	50	19	1	14	-
Bulloch	161	108	53	-	23	-
Burke	115	38	77	-	18	-
Butts	90	60	30	-	5	-
Calhoun	55	11	44	-	-	-
Camden	1,875	1,683	192	-	12	-
Candler	56	37	19	-	7	-
Carroll	301	247	54	-	50	-
Catoosa	3,333	3,049	284	-	45	-
Charlton	3,406	3,060	344	2	12	-
Chatham	1,067	704	360	3	719	6
Chattahoochee	442	411	31	-	1	-
Chattooga	132	116	16	-	39	1
Cherokee	243	230	13	-	28	-
Clarke	353	246	107	-	114	-
Clay	79	30	49	-	-	-
Clayton	569	507	58	4	43	-
Clinch	79	59	20	-	10	-
Cobb	537	490	47	-	228	-
Coffee	216	167	46	3	45	-
Colquitt	365	305	59	1	71	2
Columbia	35	26	9	-	17	-
Cook	114	86	28	-	13	-
Coweta	290	182	107	1	37	-
Crawford	90	49	41	-	4	-
Crisp	114	75	39	-	7	-
Dade	1,400	1,377	23	-	5	-
Dawson	120	120	-	-	-	-
Decatur	802	591	211	-	30	-
DeKalb	1,371	1,236	135	-	462	2
Dodge	138	104	33	1	20	-
Dooly	72	39	33	-	-	-
Dougherty	563	358	205	-	189	2
Douglas	260	236	24	-	-	-
Early	107	56	51	-	14	-
Echols	143	132	11	-	2	-
Effingham	59	38	20	1	8	-
Elbert	74	54	15	5	5	-
Emanuel	192	133	59	-	9	-
Evans	91	67	24	-	10	-
Fannin	291	289	-	2	14	-
Fayette	84	58	26	-	5	-
Floyd	573	496	77	-	172	-
Forsyth	95	95	-	-	-	-
Franklin	137	127	10	-	16	-
Fulton	4,916	3,326	1,590	-	1,651	5
Gilmer	62	61	-	1	3	-
Glascock	36	18	18	-	2	-
Glynn	432	339	92	1	73	1
Gordon	182	168	13	1	-	-
Grady	230	156	73	1	15	-
Greene	65	34	31	-	13	-
Gwinnett	409	384	25	-	23	-
Habersham	126	121	5	-	15	-
Hall	374	338	36	-	101	2
Hancock	52	7	45	-	8	-
Haralson	758	729	29	-	-	-
Harris	83	51	32	-	4	-
Hart	443	424	19	-	-	-
Heard	96	85	11	-	-	-
Henry	140	74	66	-	16	-
Houston	241	174	67	-	70	-
Irwin	65	46	19	-	3	-
Jackson	142	122	20	-	12	-
Jasper	41	18	23	-	9	-
Jeff Davis	60	45	15	-	18	-

TABLE XVIII - MARRIAGES, DIVORCES, AND ANNULMENTS, BY COUNTY OF APPLICATION, BY RACE, GEORGIA, 1958
(Recorded Data)

County	Marriages				Divorces	Annulments
	Total	White	Non-white	Unknown	Total	Total
Jefferson	100	52	48	-	11	-
Jenkins	74	48	26	-	7	-
Johnson	77	54	22	1	11	-
Jones	52	30	22	-	2	-
Lamar	100	67	33	-	-	-
Lanier	58	41	17	-	15	1
Laurens	92	55	37	-	48	1
Lee	72	25	45	2	3	-
Liberty	93	66	26	1	8	-
Lincoln	17	16	1	-	11	-
Long	39	31	8	-	3	-
Lowndes	844	657	186	1	98	3
Lumpkin	59	58	1	-	10	-
Macon	110	46	64	-	13	-
Madison	77	62	15	-	14	-
Marion	25	10	15	-	-	-
McDuffie	67	36	31	-	-	-
McIntosh	57	37	20	-	4	-
Meriwether	138	80	58	-	22	-
Miller	50	39	11	-	9	-
Mitchell	218	130	88	-	26	-
Monroe	63	33	30	-	15	-
Montgomery	43	35	8	-	5	-
Morgan	76	34	42	-	13	-
Murray	276	274	2	-	13	1
Muscogee	1,168	927	241	-	638	7
Newton	190	128	62	-	13	-
Oconee	47	41	6	-	2	-
Oglethorpe	65	48	17	-	-	-
Paulding	474	454	20	-	20	-
Peach	129	60	69	-	-	-
Pickens	84	83	1	-	6	-
Pierce	344	311	29	4	12	-
Pike	74	51	23	-	4	-
Polk	283	233	50	-	51	1
Pulaski	72	39	33	-	13	-
Putnam	62	32	30	-	5	-
Quitman	59	22	37	-	-	-
Rabun	86	85	-	1	9	-
Randolph	84	39	45	-	-	-
Richmond	511	447	64	-	594	7
Rockdale	355	293	62	-	6	-
Schley	32	13	18	1	-	-
Screven	87	49	38	-	35	-
Seminole	661	564	97	-	13	-
Spalding	383	289	94	-	114	-
Stephens	272	258	14	-	9	-
Stewart	54	30	24	-	6	-
Sumter	172	68	101	3	33	-
Talbot	8	3	5	-	-	-
Taliaferro	20	3	17	-	1	-
Tattnall	111	89	22	-	19	-
Taylor	78	39	39	-	-	-
Telfair	154	118	36	-	8	-
Terrell	120	36	84	-	9	-
Thomas	514	351	161	2	64	5
Tift	302	228	73	1	24	-
Toombs	157	118	39	-	46	-
Towns	96	94	2	-	5	-
Treutlen	46	30	16	-	2	-
Troup	522	400	122	-	115	-
Turner	64	45	19	-	21	-
Twiggs	227	155	72	-	16	-
Union	77	77	-	-	6	-
Upton	223	168	55	-	43	-
Walker	1,301	1,203	98	-	54	-
Walton	201	142	59	-	23	-
Ware	459	376	83	-	92	2
Warren	40	16	24	-	-	-
Washington	121	62	59	-	18	-
Wayne	215	189	25	1	25	-
Webster	20	6	14	-	2	-
Wheeler	24	13	11	-	-	-
White	80	75	5	-	-	-
Whitfield	414	402	11	1	119	-
Wilcox	60	46	14	-	3	-
Wilkes	42	23	19	-	5	-
Wilkinson	54	31	23	-	10	-
Worth	205	134	70	1	24	-

